

STATE OF UTAH


COUNTY OF WEBER


BOARD of CANVASS CERTIFICATION


2022 GENERAL ELECTION


The undersigned Weber County Board of Canvassers and the Weber County Clerk/Auditor do hereby certify the election results of the 2022 General Election held on the 8th day of November, 2022, as they appear in the attached official returns of said election as filed and on record in the office of the Clerk/Auditor of Weber County.

IN WITNESS WHEREOF, we have hereunto subscribed our signatures this 22nd day of November, 2022.


Scott K. Jenkins, Weber County Commission Chair
Board of Canvassers


Gage Froerer, Weber County Commissioner
Board of Canvassers


James "Jim" H. Harvey, Weber County Commissioner
Board of Canvassers


Ricky D. Hatch, CPA
Weber County Clerk/Auditor

STATISTICS

	TOTAL
Registered Voters - Total	126,171
Ballots Cast - Total	77,816
Voter Turnout - Total	61.68%

U.S. SENATE

Vote For 1

	TOTAL	VOTE %
MIKE LEE (REP)	42,007	54.34%
EVAN MCMULLIN (UNA)	31,265	40.44%
JAMES ARTHUR HANSEN (LIB)	2,756	3.57%
IAP TOMMY WILLIAMS (IAP)	1,011	1.31%
Write-In: INVALID WRITE-IN	228	0.29%
Write-In: LAIRD FETZER HAMBLIN	18	0.02%
Write-In: MICHAEL SEGUIIN	16	0.02%
Write-In: ABRAHAM KORB	2	0.00%
Write-In Totals	264	0.34%
Not Assigned	0	0.00%
Total Votes Cast	77,303	100.00%
Contest Totals	77,816	

U.S.HOUSE DISTRICT 1

Vote For 1

	TOTAL	VOTE %
BLAKE D. MOORE (REP)	52,448	68.72%
RICK EDWIN JONES (DEM)	23,871	31.28%
Total Votes Cast	76,319	100.00%
Contest Totals	77,816	

STATE TREASURER

Vote For 1

	TOTAL	VOTE %
MARLO M. OAKS (REP)	52,670	73.28%
JOSEPH GEDDES BUCHMAN (LIB)	8,988	12.51%
THOMAS ALAN HORNE (UUP)	5,333	7.42%
WARREN T ROGERS (IAP)	4,881	6.79%
Total Votes Cast	71,872	100.00%
Contest Totals	77,816	

STATE SCHOOL BOARD DISTRICT 2

Vote For 1

	TOTAL	VOTE %
JOSEPH KERRY (REP)	49,818	100.00%
Total Votes Cast	49,818	100.00%
Contest Totals	65,208	

STATE SENATE DISTRICT 5

Vote For 1

	TOTAL	VOTE %
ANN MILLNER (REP)	13,308	60.52%
MICHAEL BLODGETT (DEM)	8,682	39.48%
Total Votes Cast	21,990	100.00%
Contest Totals	22,677	

STATE HOUSE DISTRICT 6

Vote For 1

	TOTAL	VOTE %
MATTHEW H. GWYNN (REP)	7,744	100.00%
Total Votes Cast	7,744	100.00%
Contest Totals	9,185	

STATE HOUSE DISTRICT 7

Vote For 1

	TOTAL	VOTE %
RYAN D. WILCOX (REP)	10,423	100.00%
Total Votes Cast	10,423	100.00%
Contest Totals	12,998	

STATE HOUSE DISTRICT 8

Vote For 1

	TOTAL	VOTE %
JASON B. KYLE (REP)	8,151	59.74%
MONICA HALL (DEM)	5,494	40.26%
Total Votes Cast	13,645	100.00%
Contest Totals	14,134	

STATE HOUSE DISTRICT 9

Vote For 1

	TOTAL	VOTE %
CAL MUSSELMAN (REP)	6,238	62.81%
"ONE" NEIL HANSEN (DEM)	2,971	29.91%
JACOB K. JOHNSON (LIB)	723	7.28%
Total Votes Cast	9,932	100.00%
Contest Totals	10,260	

STATE HOUSE DISTRICT 10

Vote For 1

	TOTAL	VOTE %
ROSEMARY LESSER (DEM)	5,771	52.26%
JILL KOFORD (REP)	5,271	47.74%
Total Votes Cast	11,042	100.00%
Contest Totals	11,229	

STATE HOUSE DISTRICT 11

Vote For 1

	TOTAL	VOTE %
KATY HALL (REP)	6,304	100.00%
Total Votes Cast	6,304	100.00%
Contest Totals	8,089	

STATE HOUSE DISTRICT 12

Vote For 1

	TOTAL	VOTE %
MIKE SCHULTZ (REP)	9,668	100.00%
Total Votes Cast	9,668	100.00%
Contest Totals	11,921	

COUNTY COMMISSION SEAT A

Vote For 1

	TOTAL	VOTE %
GAGE FROERER (REP)	47,480	63.31%
JOHN H THOMPSON (DEM)	27,521	36.69%
Total Votes Cast	75,001	100.00%
Contest Totals	77,816	

COUNTY COMMISSION SEAT B

Vote For 1

	TOTAL	VOTE %
SHARON ARRINGTON BOLOS (REP)	51,406	71.37%
BRIAN ROWLEY (LIB)	20,625	28.63%
Total Votes Cast	72,031	100.00%
Contest Totals	77,816	

COUNTY ATTORNEY

Vote For 1

	TOTAL	VOTE %
CHRIS ALLRED (REP)	61,685	100.00%
Total Votes Cast	61,685	100.00%
Contest Totals	77,816	

COUNTY CLERK/AUDITOR

Vote For 1

	TOTAL	VOTE %
RICKY HATCH (REP)	62,462	100.00%
Total Votes Cast	62,462	100.00%
Contest Totals	77,816	

COUNTY SHERIFF

Vote For 1

	TOTAL	VOTE %
RYAN ARBON (REP)	61,914	100.00%
Total Votes Cast	61,914	100.00%
Contest Totals	77,816	

OGDEN SCHOOL BOARD DISTRICT 2

Vote For 1

	TOTAL	VOTE %
STACY BERNAL	1,746	64.26%
DOUGLAS B. BARKER	971	35.74%
Total Votes Cast	2,717	100.00%
Contest Totals	3,002	

OGDEN SCHOOL BOARD DISTRICT 4

Vote For 1

	TOTAL	VOTE %
AMBER ALLRED	1,576	54.27%
JEREMY SHINODA	1,328	45.73%
Total Votes Cast	2,904	100.00%
Contest Totals	3,203	

OGDEN SCHOOL BOARD DISTRICT 7

Vote For 1

	TOTAL	VOTE %
JOYCE WILSON	1,223	100.00%
Total Votes Cast	1,223	100.00%
Contest Totals	1,756	

WEBER SCHOOL BOARD DISTRICT 1

Vote For 1

	TOTAL	VOTE %
KELLY LARSON	6,703	100.00%
Total Votes Cast	6,703	100.00%
Contest Totals	8,468	

WEBER SCHOOL BOARD DISTRICT 2

Vote For 1

	TOTAL	VOTE %
JAN BURRELL	6,288	100.00%
Total Votes Cast	6,288	100.00%
Contest Totals	7,787	

WEBER SCHOOL BOARD DISTRICT 3

Vote For 1

	TOTAL	VOTE %
BRUCE D. JARDINE	6,292	100.00%
Total Votes Cast	6,292	100.00%
Contest Totals	8,283	

WEBER SCHOOL BOARD DISTRICT 6

Vote For 1

	TOTAL	VOTE %
JANIS CHRISTENSEN	5,160	50.37%
HEIDI HARRIS GROSS	5,085	49.63%
Total Votes Cast	10,245	100.00%
Contest Totals	11,399	

SUPREME COURT PETERSEN

Vote For 1

	TOTAL	VOTE %
Yes	56,319	82.77%
No	11,726	17.23%
Total Votes Cast	68,045	100.00%
Contest Totals	77,816	

SECOND DISTRICT COURT NEIDER

Vote For 1

	TOTAL	VOTE %
Yes	50,047	73.94%
No	17,635	26.06%
Total Votes Cast	67,682	100.00%
Contest Totals	77,816	

SECOND DISTRICT COURT WILLIAMS

Vote For 1

	TOTAL	VOTE %
Yes	53,704	80.14%
No	13,309	19.86%
Total Votes Cast	67,013	100.00%
Contest Totals	77,816	

SECOND DISTRICT COURT EDWARDS

Vote For 1

	TOTAL	VOTE %
Yes	53,282	79.38%
No	13,837	20.62%
Total Votes Cast	67,119	100.00%
Contest Totals	77,816	

SECOND DISTRICT COURT RENSTROM

Vote For 1

	TOTAL	VOTE %
Yes	54,336	80.58%
No	13,095	19.42%
Total Votes Cast	67,431	100.00%
Contest Totals	77,816	

SECOND DISTRICT JUVENILE COURT JENSEN

Vote For 1

	TOTAL	VOTE %
Yes	55,978	82.86%
No	11,578	17.14%
Total Votes Cast	67,556	100.00%
Contest Totals	77,816	

SOUTH OGDEN JUSTICE COURT MEMMOTT

Vote For 1

	TOTAL	VOTE %
Yes	53,725	80.47%
No	13,039	19.53%
Total Votes Cast	66,764	100.00%
Contest Totals	77,816	

CONSTITUTIONAL AMENDMENT A

Vote For 1

	TOTAL	VOTE %
No	45,012	62.38%
Yes	27,144	37.62%
Total Votes Cast	72,156	100.00%
Contest Totals	77,816	

CITY OF HARRISVILLE BOND

Vote For 1

	TOTAL	VOTE %
AGAINST THE ISSUANCE OF BONDS	1,849	85.72%
FOR THE ISSUANCE OF BONDS	308	14.28%
Total Votes Cast	2,157	100.00%
Contest Totals	2,179	