

PEGATRON CORPORATION

ISIN Code: TW0004938006

Generated Date: 2024/10/09

Computer and Peripheral Equipment

99.8 ▼ 2.7 High 101.5 | Low 99.6

【+/-/X represent Up/Down/Not compared】

Company Information

Company Name	PEGATRON CORPORATION
Spokesman	Vivian Hsieh
Website	www.pegatroncorp.com
Capital	NT 26,637,766,030
Main Business	n/a
Listing Date	2010/06/24
Industry	Computer and Peripheral Equipment

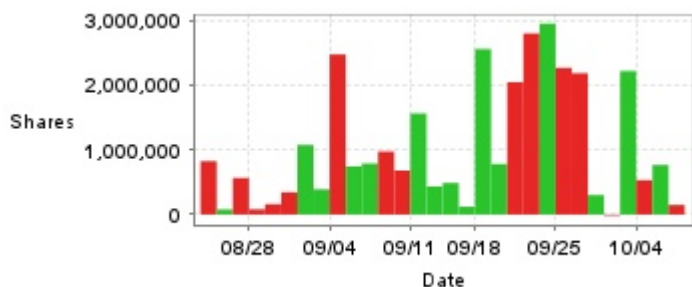
Price and Trade Information



Date	Closing Price	Trade Volume	Date	Closing Price	Trade Volume	Date	Closing Price	Trade Volume
10/8	99.8	6,444,848	9/20	103.0	10,163,480	9/5	99.9	4,911,654
10/7	102.5	4,827,237	9/19	103.5	7,939,455	9/4	98.5	12,331,874
10/4	102.0	5,747,508	9/18	103.0	8,539,405	9/3	104.0	4,539,727
10/1	104.5	4,516,540	9/16	101.5	3,259,601	9/2	103.5	3,942,667
9/30	103.0	3,872,698	9/13	101.0	5,187,036	8/30	102.5	8,077,695
9/27	104.0	4,801,969	9/12	100.5	5,570,283	8/29	103.0	4,055,151
9/26	103.0	6,849,304	9/11	100.0	3,808,748	8/28	104.0	2,229,612
9/25	103.0	8,129,989	9/10	98.8	3,769,979	8/27	104.0	3,101,212
9/24	103.0	6,317,667	9/9	100.0	4,500,945	8/26	104.5	3,018,091
9/23	102.5	5,307,448	9/6	100.0	4,560,496	8/23	104.0	2,205,754

Historical Trading Information

Securities Investment Trust Companies



Foreign Investors



Dealers



Date	Securities Investment Trust Companies Difference(+)/(-)	Dealers Difference(+)/(-)	Foreign Investors Difference(+)/(-)	Date	Securities Investment Trust Companies Difference(+)/(-)	Dealers Difference(+)/(-)	Foreign Investors Difference(+)/(-)
10/8	+147,618	+290,228	-1,206,555	9/12	+433,661	+119,016	+1,237,890
10/7	+765,662	+340,646	-834,357	9/11	+1,562,629	+176,410	-1,189,661
10/4	+530,986	+504,255	-326,868	9/10	+680,322	+227,070	-892,277
10/1	+2,217,648	+378,846	-1,091,500	9/9	+973,306	+59,750	-941,388
9/30	-15,675	+345,329	+183,282	9/6	+788,301	+33,141	-1,368,791
9/27	+300,314	+95,026	-496,600	9/5	+745,322	-70,205	-445,969
9/26	+2,184,736	+219,906	-1,487,278	9/4	+2,474,266	+38,295	-5,809,471
9/25	+2,266,862	+140,086	-2,737,308	9/3	+389,661	+71,290	+178,108
9/24	+2,950,985	+47,676	-1,783,401	9/2	+1,075,322	+64,600	+89,000
9/23	+2,799,000	+163,122	-2,787,504	8/30	+344,322	+48,502	-519,527
9/20	+2,045,662	+125,326	-606,992	8/29	+159,322	+24,795	+52,415
9/19	+780,661	+157,696	+668,364	8/28	+79,983	-101,875	-176,428
9/18	+2,558,000	+409,008	-870,000	8/27	+565,000	+71,764	-301,735
9/16	+120,000	+88,027	+1,197,000	8/26	+78,000	+31,935	-137,910
9/13	+487,323	+14,698	+684,427	8/23	+824,820	+125,996	-620,552

Purchase on Margin



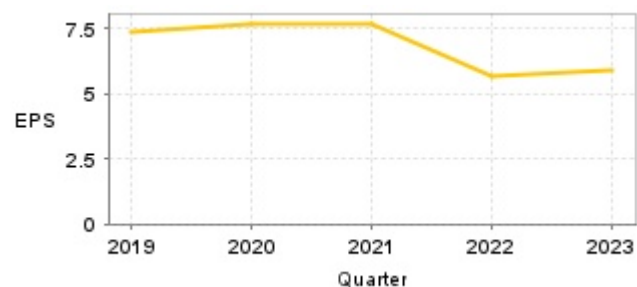
Short Sale



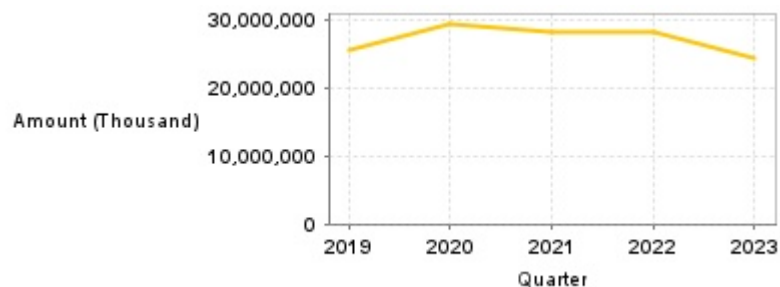
Date	Purchase on Margin	Short Sale	Date	Purchase on Margin	Short Sale	Date	Purchase on Margin	Short Sale
10/8	+36	-6	9/20	+60	0	9/5	-52	+16
10/7	+47	+4	9/19	+41	+7	9/4	+83	-1
10/4	+49	-10	9/18	+58	-4	9/3	-5	+4
10/1	-88	+2	9/16	+13	0	9/2	-64	+2
9/30	-21	-2	9/13	-15	+2	8/30	-27	-2
9/27	-75	+4	9/12	-107	0	8/29	+51	-8
9/26	+17	-1	9/11	-15	+9	8/28	+43	-3
9/25	-89	-1	9/10	+10	-14	8/27	0	-1
9/24	-132	-2	9/9	+20	-1	8/26	+9	-85
9/23	-2	+1	9/6	+24	+3	8/23	-17	+2

Company Financials

EPS

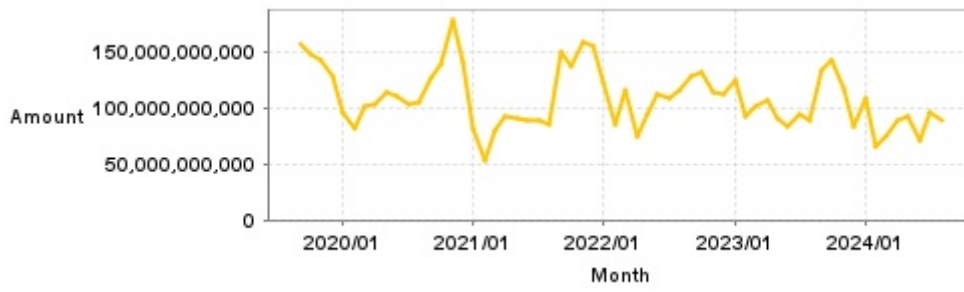


Income from continuing operations before tax



Quarter	Jan-Mar		Jan-Jun		Jan-Sep		Jan-Dec	
	EPS	Income from continuing operations before tax (Thousand)	EPS	Income from continuing operations before tax (Thousand)	EPS	Income from continuing operations before tax (Thousand)	EPS	Income from continuing operations before tax (Thousand)
2024	1.22	5,190,226	3.32	14,692,358	-	-	-	-
2023	1.13	4,116,758	2.30	9,323,372	4.02	16,405,696	5.90	24,307,253
2022	0.62	3,776,035	1.79	10,562,913	3.77	19,434,164	5.66	28,198,529
2021	1.75	3,847,499	3.76	11,952,853	4.76	16,764,087	7.71	28,125,842
2020	0.59	1,699,286	3.30	12,476,965	5.91	21,985,778	7.73	29,443,283
2019	0.51	1,732,155	1.84	5,990,795	4.25	14,628,133	7.40	25,467,905

Monthly Revenue



Monthly	Monthly Revenue	Monthly	Monthly Revenue	Monthly	Monthly Revenue	Monthly	Monthly Revenue	Monthly	Monthly Revenue
2024/08	88,437,775,000	2023/08	89,353,095,000	2022/08	116,036,992,000	2021/08	85,313,027,000	2020/08	105,613,255,000
2024/07	96,528,903,000	2023/07	93,585,467,000	2022/07	107,969,645,000	2021/07	88,532,771,000	2020/07	103,908,742,000
2024/06	70,928,276,000	2023/06	82,671,774,000	2022/06	112,003,987,000	2021/06	88,868,602,000	2020/06	109,856,812,000
2024/05	93,103,612,000	2023/05	90,623,872,000	2022/05	93,665,208,000	2021/05	90,320,534,000	2020/05	114,112,166,000
2024/04	89,675,820,000	2023/04	107,411,633,000	2022/04	75,061,027,000	2021/04	93,054,564,000	2020/04	103,774,385,000
2024/03	74,751,634,000	2023/03	101,268,669,000	2022/03	115,562,874,000	2021/03	80,375,353,000	2020/03	101,034,602,000
2024/02	66,296,038,000	2023/02	92,255,341,000	2022/02	85,123,635,000	2021/02	53,779,398,000	2020/02	81,804,451,000
2024/01	109,353,732,000	2023/01	124,608,998,000	2022/01	123,138,251,000	2021/01	82,418,580,000	2020/01	95,653,396,000
2023/12	83,100,034,000	2022/12	112,769,371,000	2021/12	155,780,369,000	2020/12	140,051,496,000	2019/12	128,697,329,000
2023/11	116,781,153,000	2022/11	113,473,560,000	2021/11	158,243,901,000	2020/11	179,191,659,000	2019/11	142,121,617,000
2023/10	142,204,362,000	2022/10	131,786,728,000	2021/10	137,987,485,000	2020/10	138,168,160,000	2019/10	147,087,458,000
2023/09	132,827,701,000	2022/09	128,854,850,000	2021/09	149,038,905,000	2020/09	126,145,765,000	2019/09	157,715,382,000

PE ratio



Date	PE ratio	Date	PE ratio	Date	PE ratio
10/8	14.42	9/20	14.88	9/5	14.44
10/7	14.81	9/19	14.96	9/4	14.23
10/4	14.74	9/18	14.88	9/3	15.03
10/1	15.10	9/16	14.67	9/2	14.96
9/30	14.88	9/13	14.60	8/30	14.81
9/27	15.03	9/12	14.52	8/29	14.88
9/26	14.88	9/11	14.45	8/28	15.03
9/25	14.88	9/10	14.28	8/27	15.03
9/24	14.88	9/9	14.45	8/26	15.10
9/23	14.81	9/6	14.45	8/23	15.03

Announcements

(Please refer to [mops](#) for the most updated information)

Subject	Date
▶ Approval of cancellation of restricted employee shares by relevant authority	2024/09/23 18:33:34
▶ Announcement on behalf of sub. Pegatron Holding Limited under the article 22.1 (3) of Regulations of Making of Endorsements/Guarantees	2024/09/12 15:05:44
▶ Pegatron Attend 3Q24 Forum Hosted by Cathay Securities Corporation	2024/08/23 15:18:58
▶ Pegatron Attend Investors Group Meeting Hosted by Bank of America Merrill Lynch	2024/08/23 15:18:16
▶ Announcement for the Change of Acting Spokesperson	2024/09/02 18:04:42

Corporate Action

Year	Shareholders' meeting date	Period	Cash dividends	Stock dividends
2023	-	2023	4.00000	0.00000
2022	-	2022	4.00000	0.00000
2021	-	2021	5.00000	0.00000
2020	-	2020	4.50000	0.00000
2019	-	2019	4.50000	0.00000