

ACCTON TECHNOLOGY CORP.

Generated Date: 2024/10/09

ISIN Code: **TW0002345006**

Communications and Internet

520.0 ▲ **14.0** High 520.0 | Low 495.5

【+/-/X represent Up/Down/Not compared】

Company Information

Company Name	ACCTON TECHNOLOGY CORP.
Spokesman	Lin,Hsing-Hsuan
Website	http://www.accton.com
Capital	NT 5,605,783,970
Main Business	Accton technology corp. is engaged in the manufacturing, development and marketing of innovative high-quality products for computer network systems, and related technical consulting and engineering design services.
Listing Date	1995/11/15
Industry	Communications and Internet

Price and Trade Information



Date	Closing Price	Trade Volume	Date	Closing Price	Trade Volume	Date	Closing Price	Trade Volume
10/8	520.0	5,994,674	9/20	545.0	2,932,211	9/5	514.0	2,665,708
10/7	506.0	3,974,192	9/19	547.0	2,484,563	9/4	502.0	2,870,811
10/4	492.0	5,374,120	9/18	521.0	2,506,204	9/3	527.0	1,901,419
10/1	524.0	2,313,696	9/16	550.0	4,562,459	9/2	531.0	5,069,459
9/30	532.0	3,029,800	9/13	526.0	1,665,497	8/30	508.0	3,062,253
9/27	542.0	4,526,106	9/12	518.0	3,721,436	8/29	514.0	984,190
9/26	532.0	7,883,511	9/11	494.5	2,053,233	8/28	510.0	1,208,016
9/25	550.0	7,880,765	9/10	495.0	2,189,642	8/27	522.0	1,189,113
9/24	566.0	2,353,995	9/9	515.0	1,456,263	8/26	519.0	1,161,140
9/23	552.0	2,317,657	9/6	520.0	3,200,708	8/23	515.0	1,500,507

Historical Trading Information

Securities Investment Trust Companies



Foreign Investors



Dealers



Date	Securities Investment Trust Companies Difference(+)/(-)	Dealers Difference(+)/(-)	Foreign Investors Difference(+)/(-)	Date	Securities Investment Trust Companies Difference(+)/(-)	Dealers Difference(+)/(-)	Foreign Investors Difference(+)/(-)
10/8	+243,717	+6,170	-112,867	9/12	+108,851	+67,520	+535,653
10/7	+231,000	+73,917	-979,817	9/11	-113,000	-32,194	-9,392
10/4	-221,000	+173,320	-1,547,313	9/10	+223,851	+3,330	-738,344
10/1	+3,000	-31,909	-647,691	9/9	+364,851	-14,942	-316,835
9/30	-208,000	-21,260	+229,870	9/6	+686,583	-66,976	-224,231
9/27	-203,000	+37,502	-683,793	9/5	+304,851	-20,447	+55,203
9/26	-1,045,699	+95,125	+79,779	9/4	-22,000	-97,654	-766,476
9/25	-728,581	-66,257	+581,258	9/3	-113,000	-85,695	-4,465
9/24	-68,000	+2,156	+577,011	9/2	-59,149	+257,236	+518,446
9/23	+444,000	+48,019	+81,202	8/30	-168,000	+116,341	-391,869
9/20	-81,558	+19,495	+428,339	8/29	+10,000	-40,254	+138,526
9/19	+4,000	+14,461	+733,037	8/28	-198,074	-5,064	-278,555
9/18	+134,000	-199,471	-340,097	8/27	+101,426	+4,374	-82,414
9/16	+1,013,926	+13,057	+561,910	8/26	+24,926	+17,489	-66,904
9/13	+253,000	-25,139	+248,616	8/23	+3,926	+14,156	-132,589

Purchase on Margin



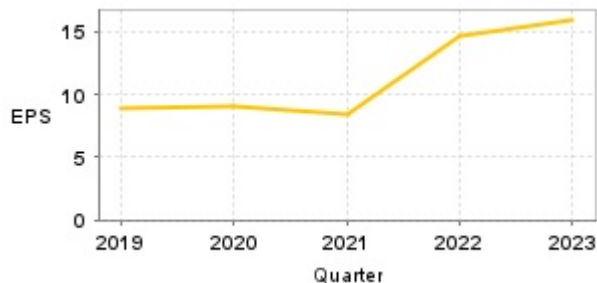
Short Sale



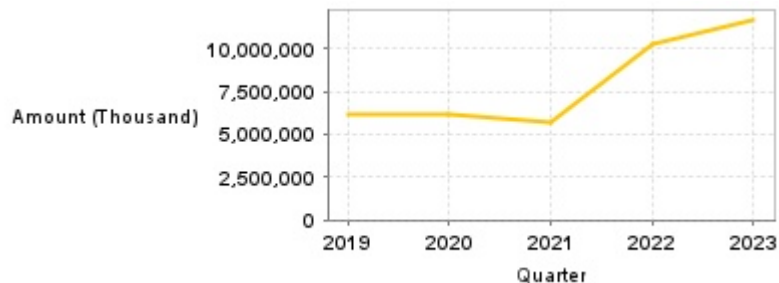
Date	Purchase on Margin	Short Sale	Date	Purchase on Margin	Short Sale	Date	Purchase on Margin	Short Sale
10/8	-398	-1	9/20	+11	+2	9/5	+15	+9
10/7	+355	-5	9/19	-96	+24	9/4	+161	+17
10/4	+128	-57	9/18	+136	-40	9/3	+125	-8
10/1	+67	-16	9/16	+58	+43	9/2	-181	+9
9/30	-62	0	9/13	-26	+5	8/30	+77	-1
9/27	-28	+11	9/12	-50	+27	8/29	+12	0
9/26	-131	-33	9/11	-16	+12	8/28	+69	-7
9/25	+163	-27	9/10	+16	0	8/27	+16	0
9/24	+27	+24	9/9	-50	-1	8/26	-10	+1
9/23	-26	+15	9/6	-68	+2	8/23	+66	-10

Company Financials

EPS

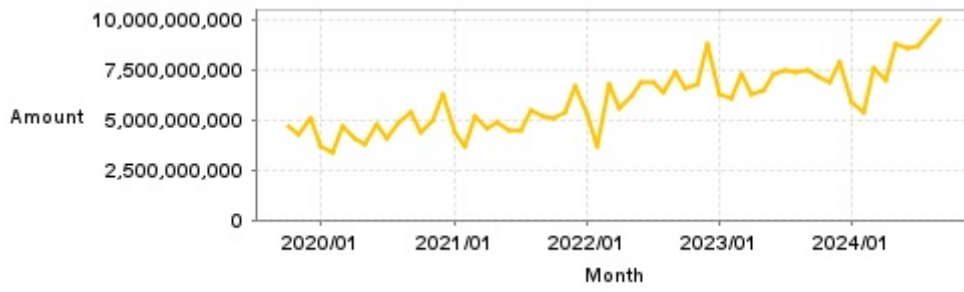


Income from continuing operations before tax



Quarter	Jan-Mar		Jan-Jun		Jan-Sep		Jan-Dec	
	EPS	Income from continuing operations before tax (Thousand)	EPS	Income from continuing operations before tax (Thousand)	EPS	Income from continuing operations before tax (Thousand)	EPS	Income from continuing operations before tax (Thousand)
2024	4.02	2,790,634	8.64	6,166,055	-	-	-	-
2023	3.65	2,539,239	7.67	5,610,980	11.95	8,998,193	15.99	11,732,461
2022	2.31	1,591,489	6.02	4,223,469	10.44	7,496,557	14.64	10,275,923
2021	2.02	1,372,673	3.74	2,511,684	5.70	3,892,349	8.44	5,731,151
2020	1.86	1,291,421	3.93	2,688,748	6.62	4,537,658	9.07	6,212,895
2019	1.37	958,279	3.85	2,680,691	6.97	4,806,335	8.91	6,129,645

Monthly Revenue



Monthly	Monthly Revenue	Monthly	Monthly Revenue	Monthly	Monthly Revenue	Monthly	Monthly Revenue	Monthly	Monthly Revenue
2024/09	10,047,189,000	2023/09	7,515,166,000	2022/09	7,348,530,000	2021/09	5,154,468,000	2020/09	5,391,875,000
2024/08	9,416,897,000	2023/08	7,401,293,000	2022/08	6,391,814,000	2021/08	5,522,227,000	2020/08	4,882,302,000
2024/07	8,728,653,000	2023/07	7,510,271,000	2022/07	6,840,989,000	2021/07	4,527,357,000	2020/07	4,124,487,000
2024/06	8,618,959,000	2023/06	7,324,446,000	2022/06	6,914,045,000	2021/06	4,517,191,000	2020/06	4,790,580,000
2024/05	8,776,621,000	2023/05	6,472,848,000	2022/05	6,156,162,000	2021/05	4,911,263,000	2020/05	3,763,609,000
2024/04	7,016,810,000	2023/04	6,322,473,000	2022/04	5,625,973,000	2021/04	4,624,529,000	2020/04	4,071,989,000
2024/03	7,618,096,000	2023/03	7,304,297,000	2022/03	6,749,720,000	2021/03	5,190,400,000	2020/03	4,651,577,000
2024/02	5,344,656,000	2023/02	6,111,789,000	2022/02	3,720,925,000	2021/02	3,632,444,000	2020/02	3,397,996,000
2024/01	5,884,960,000	2023/01	6,269,502,000	2022/01	5,258,916,000	2021/01	4,375,535,000	2020/01	3,674,679,000
2023/12	7,927,613,000	2022/12	8,770,217,000	2021/12	6,719,153,000	2020/12	6,336,478,000	2019/12	5,126,867,000
2023/11	6,850,257,000	2022/11	6,817,141,000	2021/11	5,354,563,000	2020/11	4,991,408,000	2019/11	4,263,495,000
2023/10	7,178,471,000	2022/10	6,610,791,000	2021/10	5,069,551,000	2020/10	4,379,859,000	2019/10	4,641,922,000

PE ratio



Date	PE ratio	Date	PE ratio	Date	PE ratio
10/8	30.68	9/20	32.15	9/5	30.32
10/7	29.85	9/19	32.27	9/4	29.62
10/4	29.03	9/18	30.74	9/3	31.09
10/1	30.91	9/16	32.45	9/2	31.33
9/30	31.39	9/13	31.03	8/30	29.97
9/27	31.98	9/12	30.56	8/29	30.32
9/26	31.39	9/11	29.17	8/28	30.09
9/25	32.45	9/10	29.20	8/27	30.80
9/24	33.39	9/9	30.38	8/26	30.62
9/23	32.57	9/6	30.68	8/23	30.38

Announcements

(Please refer to [mops](#) for the most updated information)

Subject	Date
▶ Announcement of dispose of China subsidiaries Joytech and ATC China. Also acquire 40% equity of Shenzhen Muxi Network Co., Ltd. (tentative name)	2024/09/26 17:27:59
▶ Announce the approval of equipment procurement for capacity expansion by the Board of Directors.	2024/09/26 17:29:04
▶ Announce the approval of 2024 second quarter consolidated financial report by the Board of Directors.	2024/08/08 15:02:09
▶ Board of Directors approved the new manager appointment of Chief Information Officer & Chief Information Security Officer.	2024/08/08 15:03:05
▶ Announcement of the Board meeting date regarding the Company's consolidated financial report for the second quarter of 2024	2024/07/31 17:07:36

Corporate Action

Year	Shareholders' meeting date	Period	Cash dividends	Stock dividends
2023	2024/06/13	2023	10.00000	0.00000
2022	2023/06/15	2022	7.50000	0.00000
2021	2022/06/16	2021	6.00000	0.00000
2020	2021/06/17	2020	6.50000	0.00000
2019	2020/06/18	2019	6.20000	0.00000