

Automobile

**656.0** ▼ **15.0** High 665.0 | Low 651.0

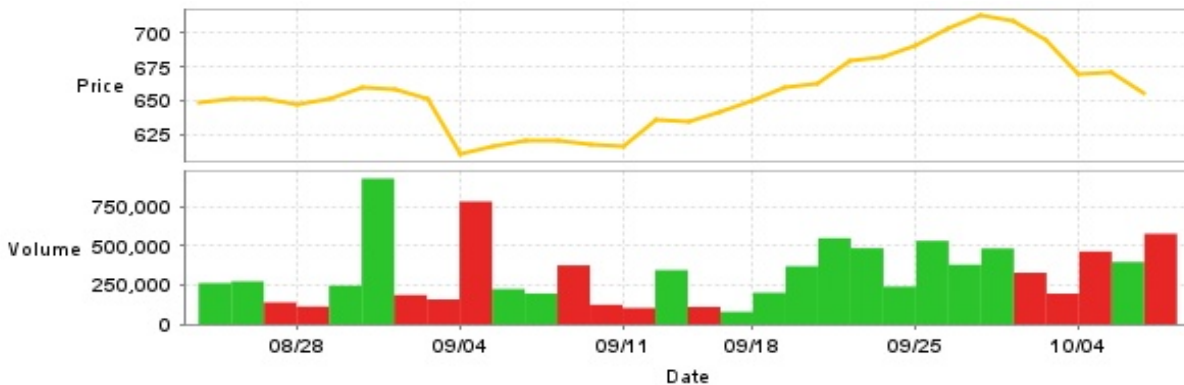
【+/-/X represent Up/Down/Not compared】

## Company Information

Company Name	HOTAI MOTOR CO. LTD.
Spokesman	Lai, chih wei
Website	www.hotaimotor.com.tw
Capital	NT 5,571,027,680
Main Business	Hotai Motor is a distributor of TOYOTA/LEXUS/HINO vehicles, car air conditioner/ heater, and other parts' assembling, selling, repairing, maintenance service, and related import and export businesses.
Listing Date	1997/02/25
Industry	Automobile

## Price and Trade Information

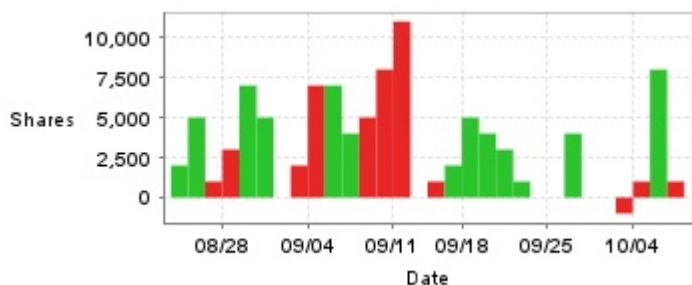
Closing Price



Date	Closing Price	Trade Volume	Date	Closing Price	Trade Volume	Date	Closing Price	Trade Volume
10/8	656.0	576,191	9/20	663.0	547,981	9/5	616.0	224,817
10/7	671.0	397,308	9/19	660.0	369,845	9/4	610.0	780,918
10/4	669.0	463,183	9/18	650.0	201,439	9/3	651.0	159,018
10/1	695.0	195,493	9/16	642.0	80,128	9/2	658.0	186,871
9/30	709.0	328,356	9/13	635.0	111,609	8/30	660.0	926,488
9/27	713.0	482,560	9/12	636.0	345,389	8/29	651.0	247,109
9/26	703.0	379,575	9/11	616.0	104,835	8/28	647.0	113,748
9/25	691.0	531,173	9/10	618.0	125,073	8/27	652.0	140,126
9/24	682.0	240,298	9/9	620.0	375,560	8/26	652.0	273,739
9/23	679.0	484,104	9/6	621.0	196,440	8/23	648.0	262,593

## Historical Trading Information

### Securities Investment Trust Companies



### Foreign Investors



### Dealers

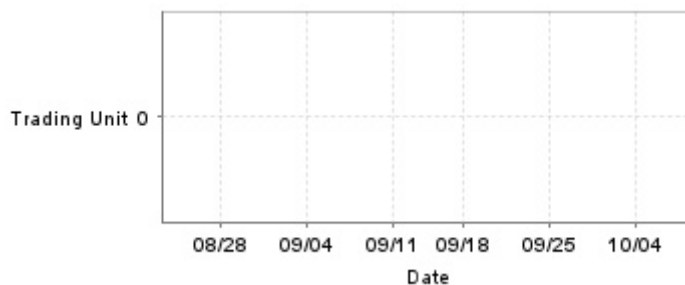


Date	Securities Investment Trust Companies Difference(+)/(-)	Dealers Difference(+)/(-)	Foreign Investors Difference(+)/(-)	Date	Securities Investment Trust Companies Difference(+)/(-)	Dealers Difference(+)/(-)	Foreign Investors Difference(+)/(-)
10/8	+1,000	-12,000	-45,469	9/12	0	+27,481	+149,806
10/7	+8,000	+15,858	-54,596	9/11	+11,000	+6,580	-6,965
10/4	+1,000	-16,000	-71,790	9/10	+8,000	-3,691	+1,850
10/1	-1,000	-8,913	+25,090	9/9	+5,000	-13,054	-84,247
9/30	0	+2,225	+88,324	9/6	+4,000	-14,732	-2,725
9/27	0	+16,332	+205,642	9/5	+7,000	-14,607	-68,084
9/26	+4,000	+30,484	+176,448	9/4	+7,000	-70,029	-364,425
9/25	0	+37,000	+244,795	9/3	+2,000	+1,000	-14,186
9/24	0	+1,506	+80,335	9/2	0	0	+47,173
9/23	+1,000	+21,033	+262,400	8/30	+5,000	-3,000	+148,277
9/20	+3,000	+12,029	+127,059	8/29	+7,000	-5,024	+43,796
9/19	+4,000	+14,563	+207,990	8/28	+3,000	+3,000	-17,947
9/18	+5,000	+2,000	+114,000	8/27	+1,000	-10,000	-3,366
9/16	+2,000	+5,000	+26,000	8/26	+5,000	+1,035	+107,837
9/13	+1,000	-3,000	+42,170	8/23	+2,000	-8,639	+123,991

### Purchase on Margin



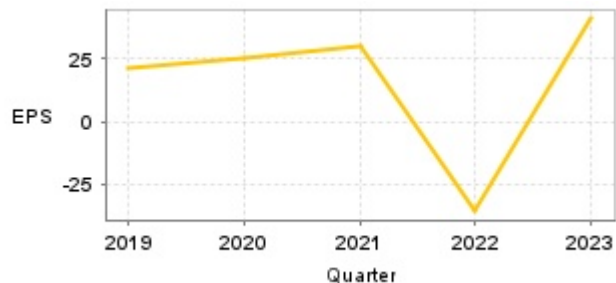
### Short Sale



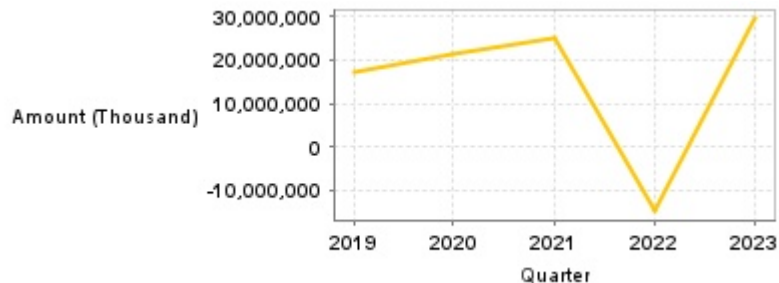
Date	Purchase on Margin	Short Sale	Date	Purchase on Margin	Short Sale	Date	Purchase on Margin	Short Sale
10/8	-1	0	9/20	+18	0	9/5	-1	0
10/7	+2	0	9/19	-12	0	9/4	+24	0
10/4	+3	0	9/18	-3	0	9/3	-1	0
10/1	-3	0	9/16	-3	0	9/2	+3	0
9/30	-4	0	9/13	-1	0	8/30	-1	0
9/27	-6	0	9/12	-8	0	8/29	0	0
9/26	-5	0	9/11	0	0	8/28	+5	0
9/25	+20	0	9/10	-2	0	8/27	+1	0
9/24	+1	0	9/9	+2	0	8/26	-3	0
9/23	+1	0	9/6	+1	0	8/23	-1	0

### Company Financials

#### EPS

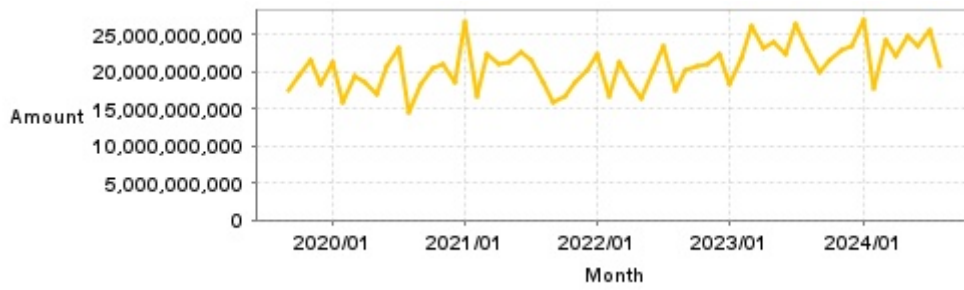


#### Income from continuing operations before tax



Quarter	Jan-Mar		Jan-Jun		Jan-Sep		Jan-Dec	
	EPS	Income from continuing operations before tax (Thousand)	EPS	Income from continuing operations before tax (Thousand)	EPS	Income from continuing operations before tax (Thousand)	EPS	Income from continuing operations before tax (Thousand)
2024	10.56	8,521,320	21.10	15,160,699	-	-	-	-
2023	9.27	7,332,099	21.74	15,505,138	33.13	23,096,450	41.03	29,498,664
2022	7.86	6,618,765	6.37	7,232,631	-18.62	-5,318,395	-35.39	-14,634,883
2021	9.16	7,329,040	16.76	13,583,470	23.19	19,384,755	29.68	24,970,659
2020	6.35	5,178,433	12.29	10,279,508	18.91	15,796,046	25.36	21,124,885
2019	4.58	3,736,363	10.16	8,306,822	16.20	13,032,991	21.55	17,372,986

Monthly Revenue



Monthly	Monthly Revenue	Monthly	Monthly Revenue	Monthly	Monthly Revenue	Monthly	Monthly Revenue	Monthly	Monthly Revenue
2024/08	20,734,032,000	2023/08	22,860,207,000	2022/08	17,421,757,000	2021/08	18,667,431,000	2020/08	14,479,821,000
2024/07	25,569,350,000	2023/07	26,547,327,000	2022/07	23,535,769,000	2021/07	21,546,401,000	2020/07	23,157,675,000
2024/06	23,389,469,000	2023/06	22,467,069,000	2022/06	20,111,295,000	2021/06	22,781,021,000	2020/06	20,715,699,000
2024/05	24,819,301,000	2023/05	23,904,864,000	2022/05	16,548,949,000	2021/05	21,335,761,000	2020/05	16,857,619,000
2024/04	22,230,683,000	2023/04	23,214,994,000	2022/04	18,418,347,000	2021/04	20,954,091,000	2020/04	18,597,939,000
2024/03	24,425,617,000	2023/03	26,211,140,000	2022/03	21,209,473,000	2021/03	22,342,701,000	2020/03	19,331,974,000
2024/02	17,751,969,000	2023/02	21,754,357,000	2022/02	16,640,445,000	2021/02	16,592,680,000	2020/02	15,802,623,000
2024/01	27,145,804,000	2023/01	18,344,657,000	2022/01	22,413,331,000	2021/01	26,648,234,000	2020/01	21,382,644,000
2023/12	23,410,742,000	2022/12	22,409,507,000	2021/12	20,114,988,000	2020/12	18,727,327,000	2019/12	18,461,308,000
2023/11	22,986,125,000	2022/11	21,076,318,000	2021/11	18,675,699,000	2020/11	20,960,133,000	2019/11	21,470,096,000
2023/10	21,711,762,000	2022/10	20,746,066,000	2021/10	16,838,493,000	2020/10	20,399,524,000	2019/10	19,544,582,000
2023/09	19,953,086,000	2022/09	20,180,474,000	2021/09	16,010,315,000	2020/09	18,314,502,000	2019/09	17,547,711,000

PE ratio



Date	PE ratio	Date	PE ratio	Date	PE ratio
10/8	16.24	9/20	16.41	9/5	15.25
10/7	16.61	9/19	16.34	9/4	15.10
10/4	16.56	9/18	16.09	9/3	16.11
10/1	17.20	9/16	15.89	9/2	16.29
9/30	17.55	9/13	15.72	8/30	16.34
9/27	17.65	9/12	15.74	8/29	16.11
9/26	17.40	9/11	15.25	8/28	16.01
9/25	17.10	9/10	15.30	8/27	16.14
9/24	16.88	9/9	15.35	8/26	16.14
9/23	16.81	9/6	15.37	8/23	16.04

## Announcements

(Please refer to [mops](#) for the most updated information)

Subject	Date
▶The Company announces for board resolution to participate in the capital injection of HE JUN Energy Co., Ltd.	2024/09/26 16:08:23
▶Hotai Motor announces on behalf of SHANGHAI HO-YU (BVI) INVESTMENT CO., LTD. for the resolution by the board of directors to distribute dividends.	2024/09/13 17:26:14
▶Hotai Motor announces on behalf of Hezhan Investment for its board of director made resolution to distribute dividends of the first half of 2024	2024/09/09 15:38:36
▶Hotai Motor announces on behalf of Hezhan Investment for the 1st half of 2024 ex-dividend record date	2024/09/09 15:39:31
▶The Company will attend investor conference invited by Taishin Securities.	2024/08/26 15:24:04

## Corporate Action

Year	Shareholders' meeting date	Period	Cash dividends	Stock dividends
2023	-	2023	20.00000	0.00000
2022	2023/06/27	2022	2.00000	0.20000
2021	-	2021	20.00000	0.00000
2020	-	2020	17.00000	0.00000
2019	2020/06/19	2019	14.00000	0.00000