



# Pirelli World Challenge GT SprintX

**Portland International Raceway**

**July 13<sup>th</sup> – 15<sup>th</sup>, 2018**



Results Provided by Timing Solutions Ltd  
[www.tsl-timing.com](http://www.tsl-timing.com)

# Grand Prix of Portland

## GT SprintX

### PRACTICE 1 - Friday 13th July 2018 - CLASSIFICATION



POS	NO	GRP	CL	NAME	ENTRY	TIME	ON	LAPS	GAP	DIFF	MPH
1	24	GT	Pro/Pro	CHRISTENSEN (DNK) / PUMPELLY (USA)	Alegria Motorsports - Porsche 911 GT3 R (991) - Insync Healthcare S	1:11.030	8	30			99.84
2	31	GT	Pro/Am	LU (CAN) / SEGAL (USA)	TR3 Racing - Ferrari 488 GT3 - Ferrari Of Vancouver - Ferrari Of Vai	1:11.271	36	37	0.241	0.241	99.50
3	61	GT	Pro/Pro	VILANDER (FIN) / MOLINA (ESP)	R. Ferri Motorsport - Ferrari 488 GT3 - Ferrari of Ontario, Toronto, A	1:11.320	29	38	0.290	0.049	99.43
4	3	GT	Pro/Pro	BAPTISTA (BRA) / SOULET (BEL)	K-PAX Racing - Bentley Continental GT3 - Opti-Coat - Opti-Coat	1:11.622	24	29	0.592	0.302	99.01
5	96	GT	Pro/Pro	HENZLER (DEU) / HARGROVE (CAN)	Pfaff Motorsports - Porsche 911 GT3 R (991) - Pfaff Porsche, Castr	1:11.623	28	29	0.593	0.001	99.01
6	19	GT	Pro/Am	CHASE (USA) / DALZIEL (USA)	TruSpeed AutoSport - Audi R8 LMS - Vertical Bridge, Protein Water -	1:11.634	16	35	0.604	0.011	99.00
7	07	GT	Am	BACARELLA (USA) / FUENTES (MEX)	Squadra Corse Garage Italia - Ferrari 488 GT3 - Hublot, Alpha Prim	1:11.929	19	40	0.899	0.295	98.59
8	55	GT	Pro/Am	HARATA (JPN) / BRESSAN (ITA)	Dream Racing Motorsport - Lamborghini Huracan GT3 - Ace 1, Drea	1:12.017	34	36	0.987	0.088	98.47
9	2	GT	Pro/Pro	MORAD (CAN) / BRABHAM (USA)	CRP Racing - Mercedes-AMG GT3 - DeVilbiss - DeVilbiss	1:12.153	8	27	1.123	0.136	98.29
10	47	GT	Pro/Am	BYRNE (USA) / COSMO (USA)	PPM - Lamborghini Huracan GT3 - Torxen - Torxen	1:12.951	28	31	1.921	0.798	97.21
11	87	GT	Am	BAEK (USA) / BAEK (USA)	Vital Speed Motorsports - Ferrari 488 GT3 - Vital Speed Motorsports	1:13.416	15	32	2.386	0.465	96.60
12	63	GT	Am	ASKEW (USA)	DXDT Racing - Mercedes AMG GT3 - Ace 1, Dream Racing - Ace 1,	1:13.618	21	33	2.588	0.202	96.33
13	27	GT Cup		HARDWICK	Dream Racing Motorsport - Lamborghini Huracan Super Trofeo - 1st	1:15.174	21	31	4.144	1.556	94.34
14	9	GT	Pro/Pro	PARENTE (PRT) / SOUCEK (ESP)	K-PAX Racing - Bentley Continental GT3 - Opti-Coat - Opti-Coat			1			

Weather / Track : Sunny / Dry

These results are provisional until the conclusion of any judicial and technical matters.

Portland International Raceway  
Circuit Length = 1.9700 miles  
Start: 10:45 Flag 11:45 End: 11:46

Chief Steward :

Chief of Timing :

Results can be found at [www.tsl-timing.com](http://www.tsl-timing.com)

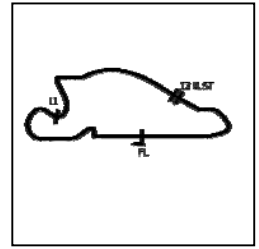
Printed - 11:50 Friday, July 13, 2018



# Grand Prix of Portland

## GT SprintX

### PRACTICE 1 - Friday 13th July 2018 - SECTOR ANALYSIS



SECTOR 1 = FL to I1, SECTOR 2 = I1 to I2, SECTOR 3 = I2 to FL, DIFF = Difference To Personal Best Lap, P = Crossed Finish Line in Pit Lane, D = Time Disallowed

P1 24 Pro/Pro Alegra Motorsports		Porsche 911 GT3 R (991) - Insync Healthcare Solutions					
IDEAL LAP TIME : 1:10.847		BEST LAP TIME : 1:11.030		DIFFERENCE : 0.183			
D1: Michael CHRISTENSEN		D2: Spencer PUMPELLY					
LAP	SECTOR 1	SECTOR 2	SECTOR 3	LAP TIME	MPH	DIFF	TIME OF DAY
1 - D1	OUTLAP	25.824	147.5	22.348			10:46:32.649
2 - D1	OUTLAP	24.963	153.0	21.105	8:03.125	14.67	6:52.095
3 - D1	27.243	24.378	153.8	21.055	1:12.676	97.58	1.646
4 - D1	27.030	24.209	153.8	20.702	1:11.941	98.58	0.911
5 - D1	26.913	24.103	155.3	20.413	1:11.429	99.28	0.399
6 - D1	27.983	24.149	155.3	20.677	1:12.809	97.40	1.779
7 - D1	27.047	<b>24.006</b>	154.7	<b>20.362</b>	1:11.415	99.30	0.385
<b>8 - D1</b>	26.548	24.037	155.3	20.445	<b>1:11.030 (1)</b>	<b>99.84</b>	<b>11:01:47.074</b>
9 - D1	26.572	24.241	143.8	IN PIT	1:30.752	P 78.14	19.722
10 - D1	OUTLAP	24.436	154.4	20.542	5:00.154	23.62	3:49.124
11 - D1	<b>26.479</b>	24.127	<b>155.6</b>	20.427	1:11.033	(2) 99.84	0.003
12 - D1	26.497	24.024	<b>155.6</b>	20.630	1:11.151	(3) 99.67	0.121
13 - D1	27.661	24.111	155.0	IN PIT	1:30.912	P 78.00	19.882
14 - D2	OUTLAP	24.585	150.7	21.758	3:12.705	36.80	2:01.675
15 - D2	27.595	24.305	154.1	21.472	1:13.372	96.65	2.342
16 - D2	27.157	24.342	154.7	21.131	1:12.630	97.64	1.600
17 - D2	27.510	24.407	154.7	20.897	1:12.814	97.39	1.784
18 - D2	26.806	24.492	154.7	20.672	1:11.970	98.54	0.940
19 - D2	27.132	24.248	155.0	20.686	1:12.066	98.40	1.036
20 - D2	26.907	24.290	155.3	20.614	1:11.811	98.75	0.781
21 - D2	28.164	25.441	150.4	IN PIT	1:33.768	P 75.63	22.738
22 - D2	OUTLAP	24.246	154.4	21.332	4:02.437	29.25	2:51.407
23 - D2	26.933	24.572	154.7	20.730	1:12.235	98.17	1.205
24 - D2	26.968	24.249	153.8	20.613	1:11.830	98.73	0.800
25 - D2	27.079	25.488	154.4	IN PIT	1:31.934	P 77.14	20.904
26 - D2	OUTLAP	24.237	154.4	20.804	2:06.239	56.17	55.209
27 - D2	27.028	24.056	154.4	20.690	1:11.774	98.81	0.744
28 - D2	26.959	24.118	155.0	20.535	1:11.612	99.03	0.582
29 - D2	27.014	24.548	142.6	20.906	1:12.468	97.86	1.438
30 - D2	27.315	24.455	151.8	IN PIT	1:31.794	P 77.25	20.764

P2 31 Pro/Am TR3 Racing		Ferrari 488 GT3 - Ferrari Of Vancouver					
IDEAL LAP TIME : 1:11.271		BEST LAP TIME : 1:11.271		DIFFERENCE : 0.000			
D1: Wei LU		D2: Jeff SEGAL					
LAP	SECTOR 1	SECTOR 2	SECTOR 3	LAP TIME	MPH	DIFF	TIME OF DAY
1 - D1			IN PIT				10:45:07.448
2 - D2	OUTLAP	27.255	128.3	IN PIT	8:17.588	P 14.25	7:06.317
3 - D1	OUTLAP	26.956	146.1	IN PIT	2:33.975	P 46.05	1:22.704
4 - D2	OUTLAP	25.746	140.1	22.596	1:25.224	83.21	13.953
5 - D2	28.526	27.182	149.1	22.285	1:17.993	90.93	6.722
6 - D2	28.320	26.814	141.1	21.534	1:16.668	92.50	5.397
7 - D2	27.483	24.748	154.1	21.068	1:13.299	96.75	2.028
8 - D2	27.239	24.510	154.4	20.578	1:12.327	98.05	1.056
9 - D2	27.205	24.495	<b>154.7</b>	20.700	1:12.400	97.95	1.129
10 - D2	27.180	24.397	154.4	20.617	1:12.194	98.23	0.923
11 - D2	27.147	24.408	154.4	IN PIT	3:56.075	P 30.04	2:44.804
12 - D2	OUTLAP	24.519	154.4	20.797	1:19.835	88.83	8.564
13 - D2	27.787	29.116	137.3	21.176	1:18.079	90.83	6.808
14 - D2	27.078	24.497	154.1	20.506	1:12.081	98.38	0.810
15 - D2	27.195	25.324	153.8	20.675	1:13.194	96.89	1.923
16 - D2	26.975	24.448	154.1	20.547	1:11.970	(3) 98.54	0.699
17 - D2	26.966	24.399	153.6	IN PIT	2:16.953	P 51.78	1:05.682
18 - D1	OUTLAP	25.684	152.4	22.514	1:23.656	84.77	12.385

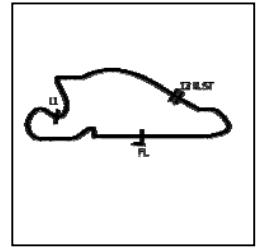
Weather / Track : Sunny / Dry

Portland International Raceway  
Circuit Length = 1.9700 miles  
Start: 10:45 Flag 11:45 End: 11:46

# Grand Prix of Portland

## GT SprintX

### PRACTICE 1 - Friday 13th July 2018 - SECTOR ANALYSIS



SECTOR 1 = FL to I1, SECTOR 2 = I1 to I2, SECTOR 3 = I2 to FL, DIFF = Difference To Personal Best Lap, P = Crossed Finish Line in Pit Lane, D = Time Disallowed

19 - D1	28.877	25.272	153.8	21.481	1:15.630	93.77	4.359	11:19:56.589
20 - D1	27.942	24.939	153.8	21.150	1:14.031	95.79	2.760	11:21:10.620
21 - D1	27.936	24.845	153.8	21.180	1:13.961	95.88	2.690	11:22:24.581
22 - D1	27.713	24.757	153.8	21.319	1:13.789	96.11	2.518	11:23:38.370
23 - D1	27.682	24.694	153.8	21.293	1:13.669	96.26	2.398	11:24:52.039
24 - D1	28.372	25.410	153.8	IN PIT	2:27.252	<b>P</b>	48.16	1:15.981 11:27:19.291
25 - D1	OUTLAP	25.426	152.7	22.034	1:23.817	84.61	12.546	11:28:43.108
26 - D1	27.890	24.844	153.8	21.322	1:14.056	95.76	2.785	11:29:57.164
27 - D1	27.596	24.665	153.6	21.081	1:13.342	96.69	2.071	11:31:10.506
28 - D1	27.207	24.624	154.1	21.019	1:12.850	97.35	1.579	11:32:23.356
29 - D1	27.391	24.568	153.8	21.046	1:13.005	97.14	1.734	11:33:36.361
30 - D1	27.295	24.704	153.6	20.948	1:12.947	97.22	1.676	11:34:49.308
31 - D1	27.307	24.512	154.1	21.083	1:12.902	97.28	1.631	11:36:02.210
32 - D1	27.134	24.439	153.8	21.010	1:12.583	97.70	1.312	11:37:14.793
33 - D1	27.597	24.546	154.1	IN PIT	2:18.385	<b>P</b>	51.24	1:07.114 11:39:33.178
34 - D2	OUTLAP	24.329	153.6	20.515	1:19.406	89.31	8.135	11:40:52.584
35 - D2	26.819	24.204	153.6	20.352	1:11.375	<b>(2)</b>	99.36	0.104 11:42:03.959
<b>36 - D2</b>	<b>26.744</b>	<b>24.190</b>	153.8	<b>20.337</b>	<b>1:11.271</b>	<b>(1)</b>	<b>99.50</b>	<b>11:43:15.230</b>
37 - D2	27.698	24.273	154.4	IN PIT	2:18.547	<b>P</b>	51.18	1:07.276 11:45:33.777

#### P3 61 Pro/Pro R. Ferri Motorsport

Ferrari 488 GT3 - Ferrari of Ontario, Toronto, Alberta, Zekelman

IDEAL LAP TIME : 1:11.190

BEST LAP TIME : 1:11.320

DIFFERENCE : 0.130

D1: Toni VILANDER

D2: Miguel MOLINA

LAP	SECTOR 1	SECTOR 2	SECTOR 3	LAP TIME	MPH	DIFF	TIME OF DAY
1 - D1	OUTLAP	26.058	134.4	22.873			10:46:31.195
2 - D1	OUTLAP	25.218	142.3	22.832	8:08.260	14.52	6:56.940 10:54:39.455
3 - D1	27.642	24.634	152.7	20.919	1:13.195	96.89	1.875 10:55:52.650
4 - D1	27.546	24.580	152.4	20.756	1:12.882	97.30	1.562 10:57:05.532
5 - D1	27.131	24.443	153.3	20.671	1:12.245	98.16	0.925 10:58:17.777
6 - D1	26.976	24.715	153.6	20.627	1:12.318	98.06	0.998 10:59:30.095
7 - D1	26.977	24.502	153.8	21.272	1:12.751	97.48	1.431 11:00:42.846
8 - D1	26.961	24.329	153.8	20.627	1:11.917	98.61	0.597 11:01:54.763
9 - D1	26.871	24.496	153.6	20.591	1:11.958	98.55	0.638 11:03:06.721
10 - D1	27.700	24.746	149.4	IN PIT	1:32.363	<b>P</b>	76.78 21.043 11:04:39.084
11 - D1	OUTLAP	24.571	152.7	20.958	3:10.221	37.28	1:58.901 11:07:49.305
12 - D1	26.972	24.336	153.3	20.540	1:11.848	98.70	0.528 11:09:01.153
13 - D1	26.911	24.408	153.0	20.460	1:11.779	98.80	0.459 11:10:12.932
14 - D1	27.109	31.138	102.4	24.146	1:22.393	86.07	11.073 11:11:35.325
15 - D1	26.881	24.434	153.3	20.580	1:11.895	98.64	0.575 11:12:47.220
16 - D1	28.049	25.194	152.7	IN PIT	1:33.402	<b>P</b>	75.92 22.082 11:14:20.622
17 - D2	OUTLAP	25.934	133.3	22.969	2:10.842	54.20	59.522 11:16:31.464
18 - D2	28.403	24.684	152.7	21.650	1:14.737	94.89	3.417 11:17:46.201
19 - D2	28.055	24.785	152.7	21.211	1:14.051	95.77	2.731 11:19:00.252
20 - D2	27.522	24.536	153.3	20.824	1:12.882	97.30	1.562 11:20:13.134
21 - D2	27.174	24.388	153.6	20.520	1:12.082	98.38	0.762 11:21:25.216
22 - D2	27.218	24.244	154.1	20.511	1:11.973	98.53	0.653 11:22:37.189
23 - D2	26.834	24.433	154.1	21.175	1:12.442	97.89	1.122 11:23:49.631
24 - D2	26.945	24.506	<b>154.4</b>	21.559	1:13.010	97.13	1.690 11:25:02.641
25 - D2	27.444	24.974	154.1	IN PIT	1:31.796	<b>P</b>	77.25 20.476 11:26:34.437
26 - D2	OUTLAP	24.368	153.8	20.731	2:22.680	49.70	1:11.360 11:28:57.117
27 - D2	27.107	24.246	153.6	20.434	1:11.787	98.79	0.467 11:30:08.904
28 - D2	27.089	24.238	153.6	<b>20.325</b>	1:11.652	98.97	0.332 11:31:20.556
<b>29 - D2</b>	26.807	<b>24.188</b>	153.8	<b>20.325</b>	<b>1:11.320</b>	<b>(1)</b>	<b>99.43</b> <b>11:32:31.876</b>
30 - D2	26.925	24.387	153.3	IN PIT	1:30.801	<b>P</b>	78.10 19.481 11:34:02.677
31 - D1	OUTLAP	27.874	128.1	21.858	2:11.100	54.09	59.780 11:36:13.777
32 - D1	26.963	24.203	153.8	20.452	1:11.618	99.02	0.298 11:37:25.395
33 - D1	27.597	26.613	126.5	22.306	1:16.516	92.68	5.196 11:38:41.911
34 - D1	26.679	24.499	153.3	20.376	1:11.554	<b>(3)</b>	99.11 0.234 11:39:53.465
35 - D1	<b>26.677</b>	24.367	153.3	20.444	1:11.488	<b>(2)</b>	99.20 0.168 11:41:04.953

Weather / Track : Sunny / Dry

Portland International Raceway

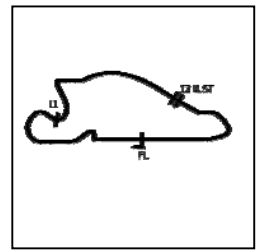
Circuit Length = 1.9700 miles

Start: 10:45 Flag 11:45 End: 11:46

# Grand Prix of Portland

## GT SprintX

### PRACTICE 1 - Friday 13th July 2018 - SECTOR ANALYSIS



SECTOR 1 = FL to I1, SECTOR 2 = I1 to I2, SECTOR 3 = I2 to FL, DIFF = Difference To Personal Best Lap, P = Crossed Finish Line in Pit Lane, D = Time Disallowed

36 - D1	26.746	24.572	153.3	IN PIT	1:30.356	P	78.48	19.036	11:42:35.309
37 - D2	OUTLAP	24.939	153.6	20.421	2:07.617		55.57	56.297	11:44:42.926
38 - D2	26.933	24.307	153.6	42.071	1:33.311		76.00	21.991	11:46:16.237

#### P4 3 Pro/Pro K-PAX Racing

Bentley Continental GT3 - Opti-Coat

IDEAL LAP TIME : 1:11.348

BEST LAP TIME : 1:11.622

DIFFERENCE : 0.274

D1: Rodrigo BAPTISTA D2: Maxime SOULET

LAP	SECTOR 1	SECTOR 2	SECTOR 3	LAP TIME	MPH	DIFF	TIME OF DAY
1 - D1	OUTLAP	27.008	147.7	21.860			10:46:34.179
2 - D1	OUTLAP	25.967	118.3	25.090	8:07.334		10:54:41.513
3 - D1	27.797	24.662	154.1	21.026	1:13.485	1.863	10:55:54.998
4 - D1	27.349	24.444	155.0	21.288	1:13.081	1.459	10:57:08.079
5 - D1	27.252	24.412	155.3	20.645	1:12.309	0.687	10:58:20.388
6 - D1	27.025	24.370	155.9	20.758	1:12.153	0.531	10:59:32.541
7 - D1	26.889	24.353	155.9	20.809	1:12.051	0.429	11:00:44.592
8 - D1	28.070	24.867	155.6	20.795	1:13.732	2.110	11:01:58.324
9 - D1	26.955	<b>24.176</b>	155.9	20.874	1:12.005	0.383	11:03:10.329
10 - D1	27.099	24.246	156.2	IN PIT	1:32.768	P	11:04:43.097
11 - D2	OUTLAP	24.575	156.2	21.171	2:44.976		11:07:28.073
12 - D2	28.225	24.368	156.2	20.957	1:13.550	1.928	11:08:41.623
13 - D2	26.909	24.584	155.6	20.728	1:12.221	0.599	11:09:53.844
14 - D2	27.149	24.310	<b>156.5</b>	20.750	1:12.209	0.587	11:11:06.053
15 - D2	27.390	24.369	155.6	20.856	1:12.615	0.993	11:12:18.668
16 - D2	26.817	24.417	155.9	20.696	1:11.930	(2)	11:13:30.598
17 - D2	26.849	24.542	156.2	IN PIT	1:32.147	P	11:15:02.745
18 - D2	OUTLAP	24.681	154.4	21.080	10:59.929		11:26:02.674
19 - D2	27.315	24.357	154.1	20.733	1:12.405	0.783	11:27:15.079
20 - D2	27.008	24.295	155.9	20.674	1:11.977	(3)	11:28:27.056
21 - D2	27.123	24.947	155.3	IN PIT	1:33.405	P	11:30:00.461
22 - D2	OUTLAP	25.023	154.4	20.851	4:58.919		11:34:59.380
23 - D2	26.866	24.393	154.7	20.722	1:11.981	0.359	11:36:11.361
<b>24 - D2</b>	<b>26.635</b>	24.450	154.7	<b>20.537</b>	<b>1:11.622</b>	(1)	<b>11:37:22.983</b>
25 - D2	27.734	24.590	155.6	IN PIT	1:32.823	P	11:38:55.806
26 - D1	OUTLAP	28.390	144.9	21.354	2:40.296		11:41:36.102
27 - D1	27.192	24.463	155.6	20.676	1:12.331	0.709	11:42:48.433
28 - D1	26.944	24.515	155.6	20.606	1:12.065	0.443	11:44:00.498
29 - D1	26.758	24.505	155.9	20.882	1:12.145	0.523	11:45:12.643

#### P5 96 Pro/Pro Pfaff Motorsports

Porsche 911 GT3 R (991) - Pfaff Porsche, Castrol, Carbon Mar

IDEAL LAP TIME : 1:11.304

BEST LAP TIME : 1:11.623

DIFFERENCE : 0.319

D1: Wolf HENZLER D2: Scott HARGROVE

LAP	SECTOR 1	SECTOR 2	SECTOR 3	LAP TIME	MPH	DIFF	TIME OF DAY
1 - D1			IN PIT				10:46:51.785
2 - D1	OUTLAP	32.452	95.4	IN PIT	8:58.204	P	10:55:49.989
3 - D2	OUTLAP	26.923	149.1	22.199	2:19.245		10:58:09.234
4 - D2	28.364	24.779	152.1	21.216	1:14.359	2.736	10:59:23.593
5 - D2	28.830	24.624	152.7	20.936	1:14.390	2.767	11:00:37.983
6 - D2	27.124	24.387	152.4	20.782	1:12.293	0.670	11:01:50.276
7 - D2	26.889	24.277	152.4	20.589	1:11.755	(3)	11:03:02.031
8 - D2	26.781	24.322	153.0	20.693	1:11.796	0.173	11:04:13.827
9 - D2	26.928	24.448	152.4	20.614	1:11.990	0.367	11:05:25.817
10 - D2	27.856	24.622	152.1	IN PIT	1:32.506	P	11:06:58.323
11 - D2	OUTLAP	25.103	142.6	24.936	4:30.630		11:11:28.953
12 - D2	26.887	24.375	152.7	<b>20.465</b>	1:11.727	(2)	11:12:40.680
13 - D2	27.147	<b>24.199</b>	153.8	IN PIT	1:31.457	P	11:14:12.137
14 - D1	OUTLAP	25.081	144.3	21.944	2:11.673		11:16:23.810
15 - D1	27.335	24.586	154.1	21.302	1:13.223	1.600	11:17:37.033
16 - D1	27.366	24.557	154.1	20.994	1:12.917	1.294	11:18:49.950

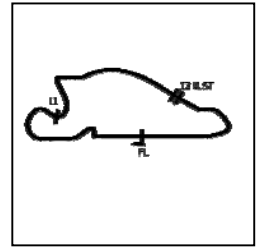
Weather / Track : Sunny / Dry

Portland International Raceway  
Circuit Length = 1.9700 miles  
Start: 10:45 Flag 11:45 End: 11:46

# Grand Prix of Portland

## GT SprintX

### PRACTICE 1 - Friday 13th July 2018 - SECTOR ANALYSIS



SECTOR 1 = FL to I1, SECTOR 2 = I1 to I2, SECTOR 3 = I2 to FL, DIFF = Difference To Personal Best Lap, P = Crossed Finish Line in Pit Lane, D = Time Disallowed

17 - D1	27.162	24.772	153.6	20.767	1:12.701	97.55	1.078	11:20:02.651
18 - D1	27.413	24.478	153.6	20.649	1:12.540	97.76	0.917	11:21:15.191
19 - D1	26.903	24.312	<b>154.4</b>	20.565	1:11.780	98.80	0.157	11:22:26.971
20 - D1	27.182	24.578	153.8	IN PIT	1:31.409	<b>P</b> 77.58	19.786	11:23:58.380
21 - D1	OUTLAP	26.426	152.4	20.906	5:52.760	20.10	4:41.137	11:29:51.140
22 - D1	27.648	24.399	153.0	20.699	1:12.746	97.48	1.123	11:31:03.886
23 - D1	26.830	24.551	153.6	20.628	1:12.009	98.48	0.386	11:32:15.895
24 - D1	26.862	24.471	152.7	IN PIT	1:30.634	<b>P</b> 78.24	19.011	11:33:46.529
25 - D1				IN PIT	2:37.844	<b>P</b> 44.93	1:26.221	11:36:24.373
26 - D1	OUTLAP	24.883	152.1	20.848	3:02.099	38.94	1:50.476	11:39:26.472
27 - D1	26.815	24.570	153.6	20.474	1:11.859	98.69	0.236	11:40:38.331
<b>28 - D1</b>	<b>26.640</b>	<b>24.445</b>	<b>153.6</b>	<b>20.538</b>	<b>1:11.623 (1)</b>	<b>99.01</b>		<b>11:41:49.954</b>
29 - D1	27.290	24.526	153.3	IN PIT	1:31.142	<b>P</b> 77.81	19.519	11:43:21.096

#### P6 19 Pro/Am TruSpeed AutoSport

Audi R8 LMS - Vertical Bridge, Protein Water

IDEAL LAP TIME : 1:11.348

BEST LAP TIME : 1:11.634

DIFFERENCE : 0.286

D1: Parker CHASE

D2: Ryan DALZIEL

LAP	SECTOR 1	SECTOR 2	SECTOR 3	LAP TIME	MPH	DIFF	TIME OF DAY	
1 - D1			IN PIT		<b>P</b>		10:45:12.236	
2 - D2	OUTLAP	26.351	135.3	22.887	1:32.561	76.61	20.927	10:46:44.797
3 - D2	28.797	25.716	120.2	IN PIT	6:40.825	<b>P</b> 17.69	5:29.191	10:53:25.622
4 - D2	OUTLAP	25.125	146.1	21.887	1:23.545	84.88	11.911	10:54:49.167
5 - D2	27.397	24.669	152.7	21.320	1:13.386	96.63	1.752	10:56:02.553
6 - D2	27.290	24.706	152.7	21.220	1:13.216	96.86	1.582	10:57:15.769
7 - D2	27.129	24.534	153.0	21.050	1:12.713	97.53	1.079	10:58:28.482
8 - D2	27.018	24.650	153.0	IN PIT	5:10.336	<b>P</b> 22.85	3:58.702	11:03:38.818
9 - D2	OUTLAP	24.587	152.7	21.242	1:21.534	86.98	9.900	11:05:00.352
10 - D2	26.880	24.510	153.8	20.985	1:12.375	97.98	0.741	11:06:12.727
11 - D2	27.608	24.678	153.6	21.035	1:13.321	96.72	1.687	11:07:26.048
12 - D2	27.043	24.513	153.8	IN PIT	5:01.118	<b>P</b> 23.55	3:49.484	11:12:27.166
13 - D2	OUTLAP	24.736	130.1	23.205	1:29.932	78.85	18.298	11:13:57.098
14 - D2	26.995	24.592	153.3	20.696	1:12.283	98.11	0.649	11:15:09.381
15 - D2	27.358	24.539	153.8	21.964	1:13.861	96.01	2.227	11:16:23.242
<b>16 - D2</b>	<b>26.532</b>	<b>24.316</b>	<b>154.4</b>	<b>20.786</b>	<b>1:11.634 (1)</b>	<b>99.00</b>		<b>11:17:34.876</b>
17 - D2	26.880	24.485	153.0	IN PIT	2:17.693	<b>P</b> 51.50	1:06.059	11:19:52.569
18 - D1	OUTLAP	25.269	152.1	21.478	1:30.618	78.26	18.984	11:21:23.187
19 - D1	27.576	24.637	152.7	20.640	1:12.853	97.34	1.219	11:22:36.040
20 - D1	27.056	25.123	151.8	20.774	1:12.953	97.21	1.319	11:23:48.993
21 - D1	26.735	24.705	152.7	20.814	1:12.254	98.15	0.620	11:25:01.247
22 - D1	27.008	26.387	152.4	20.762	1:14.157	95.63	2.523	11:26:15.404
23 - D1	26.841	24.669	152.7	IN PIT	3:48.829	<b>P</b> 30.99	2:37.195	11:30:04.233
24 - D1	OUTLAP	24.722	152.1	20.661	1:20.205	88.42	8.571	11:31:24.438
25 - D1	27.025	24.614	153.3	20.623	1:12.262	98.14	0.628	11:32:36.700
26 - D1	26.950	24.789	152.1	20.551	1:12.290	98.10	0.656	11:33:48.990
27 - D1	27.095	24.514	153.6	21.328	1:12.937	97.23	1.303	11:35:01.927
28 - D1	26.842	24.634	153.8	20.841	1:12.317	98.06	0.683	11:36:14.244
29 - D1	27.099	24.505	<b>154.4</b>	20.516	1:12.120	98.33	0.486	11:37:26.364
30 - D1	27.212	24.668	153.6	IN PIT	2:35.264	<b>P</b> 45.67	1:23.630	11:40:01.628
31 - D1	OUTLAP	24.687	152.7	<b>20.500</b>	1:20.104	88.53	8.470	11:41:21.732
32 - D1	27.405	24.578	152.4	20.700	1:12.683	97.57	1.049	11:42:34.415
33 - D1	26.968	24.450	153.6	20.565	1:11.983	<b>(2)</b> 98.52	0.349	11:43:46.398
34 - D1	26.913	24.518	153.6	20.625	1:12.056	<b>(3)</b> 98.42	0.422	11:44:58.454
35 - D1	26.837	24.586	153.0	20.695	1:12.118	98.33	0.484	11:46:10.572

#### P7 07 Am Squadra Corse Garage Italia

Ferrari 488 GT3 - Hublot, Alpha Prime, Garage Italia, Ferrari Ft I

IDEAL LAP TIME : 1:11.693

BEST LAP TIME : 1:11.929

DIFFERENCE : 0.236

D1: Caesar BACARELLA

D2: Martin FUENTES

LAP	SECTOR 1	SECTOR 2	SECTOR 3	LAP TIME	MPH	DIFF	TIME OF DAY
-----	----------	----------	----------	----------	-----	------	-------------

Weather / Track : Sunny / Dry

Portland International Raceway

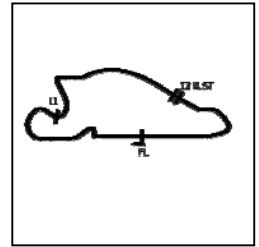
Circuit Length = 1.9700 miles

Start: 10:45 Flag 11:45 End: 11:46

# Grand Prix of Portland

## GT SprintX

### PRACTICE 1 - Friday 13th July 2018 - SECTOR ANALYSIS



SECTOR 1 = FL to I1, SECTOR 2 = I1 to I2, SECTOR 3 = I2 to FL, DIFF = Difference To Personal Best Lap, P = Crossed Finish Line in Pit Lane, D = Time Disallowed

1 - D1				IN PIT		P			10:45:09.555
2 - D2	OUTLAP	27.427	112.4	24.797		1:32.510	76.66	20.581	10:46:42.065
3 - D2	30.079	26.399	121.4	IN PIT		6:46.720	P 17.43	5:34.791	10:53:28.785
4 - D2	OUTLAP	25.968	134.2	22.803		1:26.002	82.46	14.073	10:54:54.787
5 - D2	28.639	25.212	147.7	21.999		1:15.850	93.50	3.921	10:56:10.637
6 - D2	28.776	25.100	153.0	21.542		1:15.418	94.03	3.489	10:57:26.055
7 - D2	27.707	24.787	152.4	21.156		1:13.650	96.29	1.721	10:58:39.705
8 - D2	27.342	24.679	153.6	21.066		1:13.087	97.03	1.158	10:59:52.792
9 - D2	27.246	24.670	153.6	20.973		1:12.889	97.29	0.960	11:01:05.681
10 - D2	27.590	24.521	153.8	20.907		1:13.018	97.12	1.089	11:02:18.699
11 - D2	26.952	24.500	154.1	20.668		1:12.120	98.33	0.191	11:03:30.819
12 - D2	27.111	24.551	154.1	20.847		1:12.509	97.80	0.580	11:04:43.328
13 - D2	<b>26.778</b>	24.608	153.8	20.635		1:12.021	(3) 98.47	0.092	11:05:55.349
14 - D2	29.008	24.741	154.1	IN PIT		3:39.569	P 32.29	2:27.640	11:09:34.918
15 - D2	OUTLAP	24.926	152.7	21.040		1:21.023	87.53	9.094	11:10:55.941
16 - D2	27.118	24.646	153.6	20.684		1:12.448	97.89	0.519	11:12:08.389
17 - D2	26.958	24.678	153.6	20.636		1:12.272	98.12	0.343	11:13:20.661
18 - D2	26.864	24.471	<b>154.4</b>	20.648		1:11.983	(2) 98.52	0.054	11:14:32.644
19 - D2	27.014	<b>24.443</b>	153.6	<b>20.472</b>		<b>1:11.929</b>	(1) <b>98.59</b>		<b>11:15:44.573</b>
20 - D2	27.034	24.695	153.8	IN PIT		2:40.926	P 44.06	1:28.997	11:18:25.499
21 - D1	OUTLAP	25.675	151.8	22.482		1:25.840	82.61	13.911	11:19:51.339
22 - D1	28.145	24.634	153.3	21.324		1:14.103	95.70	2.174	11:21:05.442
23 - D1	27.538	24.707	154.1	21.146		1:13.391	96.63	1.462	11:22:18.833
24 - D1	27.392	24.865	153.6	20.999		1:13.256	96.81	1.327	11:23:32.089
25 - D1	27.908	24.552	154.1	21.288		1:13.748	96.16	1.819	11:24:45.837
26 - D1	28.097	24.532	153.6	20.929		1:13.558	96.41	1.629	11:25:59.395
27 - D1	27.586	24.747	153.6	21.001		1:13.334	96.70	1.405	11:27:12.729
28 - D1	27.542	24.569	154.1	20.880		1:12.991	97.16	1.062	11:28:25.720
29 - D1	27.591	25.887	132.0	IN PIT		3:09.244	P 37.47	1:57.315	11:31:34.964
30 - D1	OUTLAP	26.047	152.7	21.151		1:24.901	83.53	12.972	11:32:59.865
31 - D1	27.413	24.627	153.6	20.829		1:12.869	97.32	0.940	11:34:12.734
32 - D1	27.362	24.617	154.1	20.793		1:12.772	97.45	0.843	11:35:25.506
33 - D1	27.301	24.572	<b>154.4</b>	20.682		1:12.555	97.74	0.626	11:36:38.061
34 - D1	28.032	25.327	153.0	20.843		1:14.202	95.57	2.273	11:37:52.263
35 - D1	27.236	24.503	153.6	20.689		1:12.428	97.91	0.499	11:39:04.691
36 - D1	27.999	25.934	152.1	21.110		1:15.043	94.50	3.114	11:40:19.734
37 - D1	27.431	24.653	153.6	20.895		1:12.979	97.17	1.050	11:41:32.713
38 - D1	27.225	24.632	153.8	20.920		1:12.777	97.44	0.848	11:42:45.490
39 - D1	29.321	27.853	135.9	22.684		1:19.858	88.80	7.929	11:44:05.348
40 - D1	31.392	25.458	152.4	IN PIT		1:37.422	P 72.79	25.493	11:45:42.770

#### P8 55 Pro/Am Dream Racing Motorsport

Lamborghini Huracan GT3 - Ace 1, Dream Racing

IDEAL LAP TIME : 1:11.749

BEST LAP TIME : 1:12.017

DIFFERENCE : 0.268

D1: Yuki HARATA

D2: Alessandro BRESSAN

LAP	SECTOR 1	SECTOR 2	SECTOR 3	LAP TIME	MPH	DIFF	TIME OF DAY	
1 - D1			IN PIT				10:45:13.902	
2 - D2	OUTLAP	26.704	139.0	23.500	1:33.188	76.10	21.171	10:46:47.090
3 - D2	28.933	26.151	138.0	IN PIT	7:10.540	P 16.47	5:58.523	10:53:57.630
4 - D2	OUTLAP	25.815	152.4	21.563	1:23.312	85.12	11.295	10:55:20.942
5 - D2	28.077	24.727	155.3	21.402	1:14.206	95.57	2.189	10:56:35.148
6 - D2	27.578	24.535	156.5	20.995	1:13.108	97.00	1.091	10:57:48.256
7 - D2	27.365	24.621	156.2	21.037	1:13.023	97.12	1.006	10:59:01.279
8 - D2	27.249	24.621	155.0	21.076	1:12.946	97.22	0.929	11:00:14.225
9 - D2	27.514	24.724	156.2	IN PIT	2:34.995	P 45.75	1:22.978	11:02:49.220
10 - D2	OUTLAP	25.776	153.8	22.643	1:24.728	83.70	12.711	11:04:13.948
11 - D2	28.565	24.524	155.6	20.967	1:14.056	95.76	2.039	11:05:28.004
12 - D2	27.301	24.446	155.9	20.832	1:12.579	97.71	0.562	11:06:40.583
13 - D2	27.056	24.491	156.2	20.810	1:12.357	(3) 98.01	0.340	11:07:52.940
14 - D2	27.286	<b>24.324</b>	<b>156.8</b>	20.939	1:12.549	97.75	0.532	11:09:05.489

Weather / Track : Sunny / Dry

Portland International Raceway

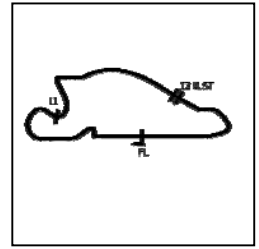
Circuit Length = 1.9700 miles

Start: 10:45 Flag 11:45 End: 11:46

# Grand Prix of Portland

## GT SprintX

### PRACTICE 1 - Friday 13th July 2018 - SECTOR ANALYSIS



SECTOR 1 = FL to I1, SECTOR 2 = I1 to I2, SECTOR 3 = I2 to FL, DIFF = Difference To Personal Best Lap, P = Crossed Finish Line in Pit Lane, D = Time Disallowed

15 - D2	27.279	24.446	156.2	IN PIT	2:46.317	P	42.64	1:34.300	11:11:51.806
16 - D1	OUTLAP	25.378	142.8	22.402	1:23.372		85.06	11.355	11:13:15.178
17 - D1	28.896	26.080	152.7	22.451	1:17.427		91.59	5.410	11:14:32.605
18 - D1	28.762	24.851	154.7	21.330	1:14.943		94.63	2.926	11:15:47.548
19 - D1	27.594	25.166	154.7	21.077	1:13.837		96.04	1.820	11:17:01.385
20 - D1	27.807	24.997	153.8	21.393	1:14.197		95.58	2.180	11:18:15.582
21 - D1	28.106	24.727	154.7	IN PIT	2:52.781	P	41.04	1:40.764	11:21:08.363
22 - D1	OUTLAP	24.719	154.4	21.092	1:21.714		86.79	9.697	11:22:30.077
23 - D1	28.150	24.829	155.0	21.082	1:14.061		95.75	2.044	11:23:44.138
24 - D1	27.800	24.765	154.7	21.158	1:13.723		96.19	1.706	11:24:57.861
25 - D1	27.588	51.099	144.9	IN PIT	4:45.959	P	24.80	3:33.942	11:29:43.820
26 - D1	OUTLAP	24.897	153.8	21.101	1:22.341		86.12	10.324	11:31:06.161
27 - D1	27.565	24.829	154.4	20.929	1:13.323		96.72	1.306	11:32:19.484
28 - D1	27.378	24.786	154.4	20.929	1:13.093		97.02	1.076	11:33:32.577
29 - D1	27.409	24.876	154.7	20.996	1:13.281		96.77	1.264	11:34:45.858
30 - D1	28.420	24.946	152.4	IN PIT	2:29.649	P	47.39	1:17.632	11:37:15.507
31 - D1	OUTLAP	26.152	137.5	22.607	1:27.918		80.66	15.901	11:38:43.425
32 - D1	28.490	25.062	153.6	21.143	1:14.695		94.94	2.678	11:39:58.120
33 - D1	27.085	25.587	154.4	21.119	1:13.791		96.10	1.774	11:41:11.911
<b>34 - D1</b>	<b>26.892</b>	24.592	154.4	<b>20.533</b>	<b>1:12.017</b>	<b>(1)</b>	<b>98.47</b>		<b>11:42:23.928</b>
35 - D1	26.988	24.604	155.0	20.614	1:12.206	<b>(2)</b>	98.21	0.189	11:43:36.134
36 - D1	30.733	27.643	123.1	IN PIT	2:34.112	P	46.01	1:22.095	11:46:10.246

#### P9 2 Pro/Pro CRP Racing

Mercedes-AMG GT3 - DeVilbiss

IDEAL LAP TIME : 1:11.792

BEST LAP TIME : 1:12.153

DIFFERENCE : 0.361

D1: Daniel MORAD

D2: Matt BRABHAM

LAP	SECTOR 1	SECTOR 2	SECTOR 3	LAP TIME	MPH	DIFF	TIME OF DAY		
1 - D1			IN PIT			P	10:46:17.067		
2 - D1	OUTLAP	28.860	120.3	IN PIT	9:44.421	P	12.13	8:32.268	10:56:01.488
3 - D1	OUTLAP	26.773	137.1	22.909	1:27.306		81.23	15.153	10:57:28.794
4 - D1	28.322	24.920	149.9	21.500	1:14.742		94.88	2.589	10:58:43.536
5 - D1	27.589	24.926	150.2	21.075	1:13.590		96.37	1.437	10:59:57.126
6 - D1	27.391	24.811	150.7	20.883	1:13.085		97.03	0.932	11:01:10.211
7 - D1	27.305	24.655	151.6	20.638	1:12.598		97.68	0.445	11:02:22.809
<b>8 - D1</b>	26.866	24.612	151.6	20.675	<b>1:12.153</b>	<b>(1)</b>	<b>98.29</b>		<b>11:03:34.962</b>
9 - D1	26.859	24.677	151.0	20.752	1:12.288	<b>(3)</b>	98.10	0.135	11:04:47.250
10 - D1	<b>26.770</b>	24.576	<b>151.8</b>	IN PIT	7:44.103	P	15.28	6:31.950	11:12:31.353
11 - D1	OUTLAP	24.954	150.7	21.077	1:20.921		87.64	8.768	11:13:52.274
12 - D1	26.953	24.730	114.5	23.952	1:15.635		93.76	3.482	11:15:07.909
13 - D1	27.203	<b>24.517</b>	151.3	<b>20.505</b>	1:12.225	<b>(2)</b>	98.19	0.072	11:16:20.134
14 - D1	27.519	24.841	151.6	IN PIT	6:23.610	P	18.48	5:11.457	11:22:43.744
15 - D1	OUTLAP	28.004	119.1	24.867	1:34.009		75.43	21.856	11:24:17.753
16 - D1	31.280	26.297	137.3	23.579	1:21.156		87.38	9.003	11:25:38.909
17 - D1	31.043	25.527	143.3	22.545	1:19.115		89.64	6.962	11:26:58.024
18 - D1	28.825	25.382	139.7	IN PIT	3:21.848	P	35.13	2:09.695	11:30:19.872
19 - D2	OUTLAP	25.863	144.3	22.500	1:26.497		81.99	14.344	11:31:46.369
20 - D2	28.902	25.336	149.6	21.881	1:16.119		93.16	3.966	11:33:02.488
21 - D2	28.338	25.839	136.4	21.962	1:16.139		93.14	3.986	11:34:18.627
22 - D2	28.360	25.031	150.7	21.956	1:15.347		94.12	3.194	11:35:33.974
23 - D2	28.355	25.038	150.4	21.641	1:15.034		94.51	2.881	11:36:49.008
24 - D2	27.898	24.769	151.0	21.498	1:14.165		95.62	2.012	11:38:03.173
25 - D2	28.010	24.772	151.3	21.252	1:14.034		95.79	1.881	11:39:17.207
26 - D2	27.770	24.850	151.0	21.211	1:13.831		96.05	1.678	11:40:31.038
27 - D2	27.845	24.808	151.3	IN PIT	4:25.902	P	26.67	3:13.749	11:44:56.940

Weather / Track : Sunny / Dry

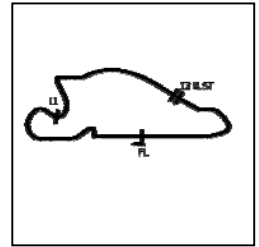
Portland International Raceway  
Circuit Length = 1.9700 miles  
Start: 10:45 Flag 11:45 End: 11:46



# Grand Prix of Portland

## GT SprintX

### PRACTICE 1 - Friday 13th July 2018 - SECTOR ANALYSIS



SECTOR 1 = FL to I1, SECTOR 2 = I1 to I2, SECTOR 3 = I2 to FL, DIFF = Difference To Personal Best Lap, P = Crossed Finish Line in Pit Lane, D = Time Disallowed

P10 47 Pro/Am PPM		Lamborghini Huracan GT3 - Torxen						
IDEAL LAP TIME : 1:12.812		BEST LAP TIME : 1:12.951		DIFFERENCE : 0.139				
D1: Patrick BYRNE		D2: Guy COSMO						
LAP	SECTOR 1	SECTOR 2	SECTOR 3	LAP TIME	MPH	DIFF	TIME OF DAY	
1 - D1			IN PIT			P	10:45:25.736	
2 - D1	OUTLAP	28.552	126.5	25.608	1:40.498	70.56	27.547	10:47:06.234
3 - D1	32.896	26.730	135.3	IN PIT	7:13.283	P 16.36	6:00.332	10:54:19.517
4 - D1	OUTLAP	26.914	135.5	23.503	1:30.818	78.09	17.867	10:55:50.335
5 - D1	29.475	26.099	149.1	22.234	1:17.808	91.14	4.857	10:57:08.143
6 - D1	29.336	25.291	145.4	22.559	1:17.186	91.88	4.235	10:58:25.329
7 - D1	28.446	25.158	149.9	22.121	1:15.725	93.65	2.774	10:59:41.054
8 - D1	28.278	24.992	149.6	21.941	1:15.211	94.29	2.260	11:00:56.265
9 - D1	28.251	24.997	153.3	21.564	1:14.812	94.79	1.861	11:02:11.077
10 - D1	28.141	24.940	153.0	21.569	1:14.650	95.00	1.699	11:03:25.727
11 - D1	28.602	25.147	151.8	IN PIT	5:14.818	P 22.52	4:01.867	11:08:40.545
12 - D1	OUTLAP	25.402	151.0	21.899	1:23.946	84.48	10.995	11:10:04.491
13 - D1	27.888	24.940	152.4	21.592	1:14.420	95.29	1.469	11:11:18.911
14 - D1	28.214	25.055	152.1	21.635	1:14.904	94.68	1.953	11:12:33.815
15 - D1	28.055	26.157	147.5	21.766	1:15.978	93.34	3.027	11:13:49.793
16 - D1	27.929	24.908	<b>154.1</b>	21.381	1:14.218	95.55	1.267	11:15:04.011
17 - D1	27.656	24.879	153.3	21.285	1:13.820	96.07	0.869	11:16:17.831
18 - D1	28.042	24.971	144.9	IN PIT	3:10.723	P 37.18	1:57.772	11:19:28.554
19 - D1	OUTLAP	26.598	148.5	23.112	1:28.677	79.97	15.726	11:20:57.231
20 - D1	29.217	25.583	151.6	21.899	1:16.699	92.46	3.748	11:22:13.930
21 - D1	28.194	25.172	151.6	22.037	1:15.403	94.05	2.452	11:23:29.333
22 - D1	28.030	24.946	153.0	21.552	1:14.528	95.15	1.577	11:24:43.861
23 - D1	27.566	24.908	153.3	21.259	1:13.733	96.18	0.782	11:25:57.594
24 - D1	27.811	24.718	153.3	21.253	1:13.782	96.12	0.831	11:27:11.376
25 - D1	27.684	<b>24.677</b>	153.8	21.153	1:13.514 (3)	96.47	0.563	11:28:24.890
26 - D1	28.000	27.264	151.8	IN PIT	8:01.388	P 14.73	6:48.437	11:36:26.278
27 - D1	OUTLAP	24.898	151.0	21.425	1:20.743	87.83	7.792	11:37:47.021
<b>28 - D1</b>	27.295	24.689	152.7	<b>20.967</b>	<b>1:12.951 (1)</b>	<b>97.21</b>		<b>11:38:59.972</b>
29 - D1	<b>27.168</b>	24.791	152.7	21.084	1:13.043 (2)	97.09	0.092	11:40:13.015
30 - D1	27.848	24.867	153.0	IN PIT	2:47.758	P 42.27	1:34.807	11:43:00.773
31 - D1	OUTLAP	27.395	127.1	IN PIT	3:19.043	P 35.63	2:06.092	11:46:19.816

P11 87 Am Vital Speed Motorsports		Ferrari 488 GT3 - Vital Speed Motorsports						
IDEAL LAP TIME : 1:13.261		BEST LAP TIME : 1:13.416		DIFFERENCE : 0.155				
D1: Rich BAEK		D2: Trevor BAEK						
LAP	SECTOR 1	SECTOR 2	SECTOR 3	LAP TIME	MPH	DIFF	TIME OF DAY	
1 - D1			IN PIT			P	10:45:37.986	
2 - D1	OUTLAP	26.894	135.3	24.739	1:32.399	76.75	18.983	10:47:10.385
3 - D1	35.194	27.911	125.3	IN PIT	6:19.530	P 18.68	5:06.114	10:53:29.915
4 - D1	OUTLAP	25.735	143.1	22.747	1:25.892	82.56	12.476	10:54:55.807
5 - D1	29.709	25.467	150.7	22.205	1:17.381	91.65	3.965	10:56:13.188
6 - D1	29.284	25.029	149.6	21.785	1:16.098	93.19	2.682	10:57:29.286
7 - D1	28.531	24.965	154.7	21.598	1:15.094	94.44	1.678	10:58:44.380
8 - D1	28.358	24.789	154.1	22.298	1:15.445	94.00	2.029	10:59:59.825
9 - D1	27.890	24.781	155.9	21.357	1:14.028	95.80	0.612	11:01:13.853
10 - D1	27.758	24.821	<b>156.2</b>	<b>21.216</b>	1:13.795	96.10	0.379	11:02:27.648
11 - D1	27.905	24.924	155.6	21.262	1:14.091	95.72	0.675	11:03:41.739
12 - D1	27.700	25.169	155.0	21.547	1:14.416	95.30	1.000	11:04:56.155
13 - D1	27.451	24.826	155.6	21.319	1:13.596 (3)	96.36	0.180	11:06:09.751
14 - D1	27.962	25.016	152.7	21.462	1:14.440	95.27	1.024	11:07:24.191
<b>15 - D1</b>	<b>27.308</b>	24.805	155.0	21.303	<b>1:13.416 (1)</b>	<b>96.60</b>		<b>11:08:37.607</b>
16 - D1	27.398	24.865	155.0	21.291	1:13.554 (2)	96.41	0.138	11:09:51.161
17 - D1	27.495	<b>24.737</b>	155.3	IN PIT	2:45.639	P 42.81	1:32.223	11:12:36.800

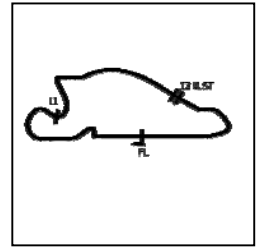
Weather / Track : Sunny / Dry

Portland International Raceway  
Circuit Length = 1.9700 miles  
Start: 10:45 Flag 11:45 End: 11:46

# Grand Prix of Portland

## GT SprintX

### PRACTICE 1 - Friday 13th July 2018 - SECTOR ANALYSIS



SECTOR 1 = FL to I1, SECTOR 2 = I1 to I2, SECTOR 3 = I2 to FL, DIFF = Difference To Personal Best Lap, P = Crossed Finish Line in Pit Lane, D = Time Disallowed

18 - D2	OUTLAP	27.260	141.8	23.517	1:29.192	79.51	15.776	11:14:05.992
19 - D2	30.011	25.514	154.1	22.096	1:17.621	91.36	4.205	11:15:23.613
20 - D2	30.165	25.551	153.6	22.074	1:17.790	91.16	4.374	11:16:41.403
21 - D2	30.052	25.302	152.7	22.237	1:17.591	91.40	4.175	11:17:58.994
22 - D2	29.000	25.500	153.0	21.764	1:16.264	92.99	2.848	11:19:15.258
23 - D2	28.328	25.393	153.0	21.871	1:15.592	93.81	2.176	11:20:30.850
24 - D2	28.565	24.776	153.3	21.592	1:14.933	94.64	1.517	11:21:45.783
25 - D2	28.302	25.182	153.0	21.353	1:14.837	94.76	1.421	11:23:00.620
26 - D2	28.460	25.236	152.4	IN PIT	8:29.598	<b>P</b> 13.91	7:16.182	11:31:30.218
27 - D2	OUTLAP	25.229	152.7	21.747	1:23.516	84.91	10.100	11:32:53.734
28 - D2	28.243	25.062	152.1	21.448	1:14.753	94.87	1.337	11:34:08.487
29 - D2	27.608	24.868	152.4	21.592	1:14.068	95.74	0.652	11:35:22.555
30 - D2	28.024	24.935	153.0	21.713	1:14.672	94.97	1.256	11:36:37.227
31 - D2	28.582	26.547	144.1	21.746	1:16.875	92.25	3.459	11:37:54.102
32 - D2	28.426	25.087	154.4	22.061	1:15.574	93.84	2.158	11:39:09.676

P12 63 Am DXDT Racing		Mercedes AMG GT3 - Ace 1, Dream Racing						
IDEAL LAP TIME : 1:13.126		BEST LAP TIME : 1:13.618		DIFFERENCE : 0.492				
D1: David ASKEW								
LAP	SECTOR 1	SECTOR 2	SECTOR 3	LAP TIME	MPH	DIFF	TIME OF DAY	
1 - D1			IN PIT		<b>P</b>		10:45:31.960	
2 - D1	OUTLAP	27.867	135.9	24.890	<b>D</b> 4:35.280	74.43	21.662	10:47:07.240
3 - D1	32.779	26.825	141.4	IN PIT	<b>P</b> 6:26.973	18.32	5:13.355	10:53:34.213
4 - D1	OUTLAP	25.442	150.4	22.240	1:25.928	82.53	12.310	10:55:00.141
5 - D1	30.368	25.334	151.0	IN PIT	<b>P</b> 1:47.351	66.06	33.733	10:56:47.492
6 - D1	OUTLAP	25.454	149.6	22.192	1:23.624	84.80	10.006	10:58:11.116
7 - D1	30.238	24.909	152.1	21.609	1:16.756	92.39	3.138	10:59:27.872
8 - D1	28.308	24.874	151.8	22.253	1:15.435	94.01	1.817	11:00:43.307
9 - D1	29.087	25.970	<b>153.0</b>	21.519	1:16.576	92.61	2.958	11:01:59.883
10 - D1	27.880	24.753	152.4	21.528	1:14.161	95.62	0.543	11:03:14.044
11 - D1	28.264	24.854	152.1	21.548	1:14.666	94.98	1.048	11:04:28.710
12 - D1	28.034	24.809	152.1	21.420	1:14.263	95.49	0.645	11:05:42.973
13 - D1	28.300	24.650	152.1	21.398	1:14.348	95.38	0.730	11:06:57.321
14 - D1	27.865	24.830	151.6	21.240	1:13.935	95.92	0.317	11:08:11.256
15 - D1	28.073	24.855	152.1	21.292	1:14.220	95.55	0.602	11:09:25.476
16 - D1	28.029	24.729	151.8	21.921	1:14.679	94.96	1.061	11:10:40.155
17 - D1	28.572	24.865	152.4	21.487	1:14.924	94.65	1.306	11:11:55.079
18 - D1	27.714	24.866	151.8	21.254	1:13.834	96.05	0.216	11:13:08.913
19 - D1	27.727	<b>24.573</b>	152.4	21.503	1:13.803	96.09	0.185	11:14:22.716
20 - D1	27.763	24.817	151.6	<b>21.108</b>	1:13.688	<b>(2)</b> 96.24	0.070	11:15:36.404
<b>21 - D1</b>	27.752	24.624	151.6	21.242	<b>1:13.618</b>	<b>(1)</b> <b>96.33</b>		<b>11:16:50.022</b>
22 - D1	27.677	24.608	152.1	21.515	1:13.800	96.09	0.182	11:18:03.822
23 - D1	27.703	25.048	152.4	21.518	1:14.269	95.49	0.651	11:19:18.091
24 - D1	28.264	25.057	151.8	IN PIT	3:45.128	<b>P</b> 31.50	2:31.510	11:23:03.219
25 - D1	OUTLAP	25.126	151.0	21.987	1:23.351	85.08	9.733	11:24:26.570
26 - D1	27.890	24.856	152.1	21.518	1:14.264	95.49	0.646	11:25:40.834
27 - D1	28.200	24.787	151.3	21.622	1:14.609	95.05	0.991	11:26:55.443
28 - D1	27.913	24.755	151.8	21.203	1:13.871	96.00	0.253	11:28:09.314
29 - D1	27.911	24.841	151.8	IN PIT	5:07.728	<b>P</b> 23.04	3:54.110	11:33:17.042
30 - D1	OUTLAP	26.425	147.7	21.789	1:25.262	83.17	11.644	11:34:42.304
31 - D1	27.776	24.770	151.3	21.274	1:13.820	96.07	0.202	11:35:56.124
32 - D1	<b>27.445</b>	24.913	151.8	21.392	1:13.750	<b>(3)</b> 96.16	0.132	11:37:09.874
33 - D1	27.855	24.673	151.6	21.304	1:13.832	96.05	0.214	11:38:23.706

P13 27 Dream Racing Motorsport		Lamborghini Huracan Super Trofeo - 1st Phorm, Dream Racing					
IDEAL LAP TIME : 1:14.889		BEST LAP TIME : 1:15.174		DIFFERENCE : 0.285			
D1: Ryan HARDWICK							
LAP	SECTOR 1	SECTOR 2	SECTOR 3	LAP TIME	MPH	DIFF	TIME OF DAY

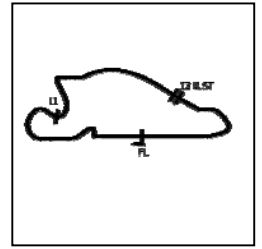
Weather / Track : Sunny / Dry

Portland International Raceway  
Circuit Length = 1.9700 miles  
Start: 10:45 Flag 11:45 End: 11:46

# Grand Prix of Portland

## GT SprintX

### PRACTICE 1 - Friday 13th July 2018 - SECTOR ANALYSIS



SECTOR 1 = FL to I1, SECTOR 2 = I1 to I2, SECTOR 3 = I2 to FL, DIFF = Difference To Personal Best Lap, P = Crossed Finish Line in Pit Lane, D = Time Disallowed

Lap	Driver	Sector 1	Sector 2	Sector 3	DIFF	P	MPH	DIFF	Time of Day
1 - D1				IN PIT					10:45:42.452
2 - D1	OUTLAP	29.013	129.3	IN PIT	7:56.043	P	14.89	6:40.869	10:53:38.495
3 - D1	OUTLAP	27.024	147.7	24.101	1:29.562		79.18	14.388	10:55:08.057
4 - D1	30.783	26.329	146.9	23.394	1:20.506		88.09	5.332	10:56:28.563
5 - D1	30.113	25.967	149.4	23.153	1:19.233		89.50	4.059	10:57:47.796
6 - D1	30.642	25.417	150.2	22.350	1:18.409		90.44	3.235	10:59:06.205
7 - D1	29.029	25.467	150.2	22.062	1:16.558		92.63	1.384	11:00:22.763
8 - D1	29.023	25.386	150.2	22.103	1:16.512		92.69	1.338	11:01:39.275
9 - D1	29.085	25.669	149.9	IN PIT	3:05.485	P	38.23	1:50.311	11:04:44.760
10 - D1	OUTLAP	25.459	150.4	21.977	1:23.159		85.28	7.985	11:06:07.919
11 - D1	28.856	26.289	134.4	22.620	1:17.765		91.19	2.591	11:07:25.684
12 - D1	30.353	26.174	150.4	21.893	1:18.420		90.43	3.246	11:08:44.104
13 - D1	29.123	25.355	150.2	21.751	1:16.229		93.03	1.055	11:10:00.333
14 - D1	29.023	25.371	149.6	21.647	1:16.041		93.26	0.867	11:11:16.374
15 - D1	28.512	25.376	149.9	21.735	1:15.623		93.78	0.449	11:12:31.997
16 - D1	28.917	28.891	144.1	IN PIT	5:42.883	P	20.68	4:27.709	11:18:14.880
17 - D1	OUTLAP	26.051	149.1	22.070	1:25.682		82.77	10.508	11:19:40.562
18 - D1	29.008	<b>25.132</b>	150.7	22.957	1:17.097		91.98	1.923	11:20:57.659
19 - D1	29.196	25.661	150.2	22.220	1:17.077		92.01	1.903	11:22:14.736
20 - D1	28.562	25.240	150.2	21.765	1:15.567		93.85	0.393	11:23:30.303
<b>21 - D1</b>	<b>28.195</b>	25.191	150.4	21.788	<b>1:15.174 (1)</b>	<b>94.34</b>			<b>11:24:45.477</b>
22 - D1	34.150	27.347	149.9	IN PIT	5:02.387	P	23.45	3:47.213	11:29:47.864
23 - D1	OUTLAP	26.285	134.6	22.343	1:24.353		84.07	9.179	11:31:12.217
24 - D1	28.567	25.659	150.2	21.844	1:16.070		93.22	0.896	11:32:28.287
25 - D1	28.634	25.492	149.6	21.852	1:15.978		93.34	0.804	11:33:44.265
26 - D1	28.670	26.681	150.2	IN PIT	4:57.563	P	23.83	3:42.389	11:38:41.828
27 - D1	OUTLAP	25.509	149.1	21.996	1:23.329		85.10	8.155	11:40:05.157
28 - D1	28.385	25.350	149.9	<b>21.562</b>	1:15.297 (2)	94.18		0.123	11:41:20.454
29 - D1	28.277	25.817	<b>151.0</b>	21.688	1:15.782		93.58	0.608	11:42:36.236
30 - D1	28.588	25.147	150.7	21.606	1:15.341 (3)	94.13		0.167	11:43:51.577
31 - D1	28.651	25.340	150.7	IN PIT	2:15.906	P	52.18	1:00.732	11:46:07.483

#### P14 9 Pro/Pro K-PAX Racing

Bentley Continental GT3 - Opti-Coat

IDEAL LAP TIME : BEST LAP TIME : DIFFERENCE :  
 D1: Alvaro PARENTE D2: Andy SOUCEK

LAP	SECTOR 1	SECTOR 2	SECTOR 3	LAP TIME	MPH	DIFF	TIME OF DAY
1 - D1	OUTLAP		IN PIT				10:45:09.566

# Grand Prix of Portland

## GT SprintX

### PRACTICE 1 - Friday 13th July 2018 - BEST SECTORS

SECTOR 1			SECTOR 2			SECTOR 3			IDEAL / BEST COMPARISON						
POS	NO	NAME	TIME	NO	NAME	TIME	NO	NAME	TIME	POS	NO	NAME	IDEAL	BEST	DIFF
													<b>PERFECT LAP</b>	<b>1:10.810</b>	
1	24	Alegra Motorsports	26.479	24	Alegra Motorsports	24.006	61	R. Ferri Motorsport	20.325	1	24	Alegra Motorsports	1:10.847	1:11.030	0.183
2	19	TruSpeed AutoSpor	26.532	3	K-PAX Racing	24.176	31	TR3 Racing	20.337	2	61	R. Ferri Motorsport	1:11.190	1:11.320	0.130
3	3	K-PAX Racing	26.635	61	R. Ferri Motorsport	24.188	24	Alegra Motorsports	20.362	3	31	TR3 Racing	1:11.271	1:11.271	0.000
4	96	Pfaff Motorsports	26.640	31	TR3 Racing	24.190	96	Pfaff Motorsports	20.465	4	96	Pfaff Motorsports	1:11.304	1:11.623	0.319
5	61	R. Ferri Motorsport	26.677	96	Pfaff Motorsports	24.199	07	Squadra Corse Gar	20.472	5	19	TruSpeed AutoSport	1:11.348	1:11.634	0.286
6	31	TR3 Racing	26.744	19	TruSpeed AutoSpor	24.316	19	TruSpeed AutoSpor	20.500	6	3	K-PAX Racing	1:11.348	1:11.622	0.274
7	2	CRP Racing	26.770	55	Dream Racing Moto	24.324	2	CRP Racing	20.505	7	07	Squadra Corse Garag	1:11.693	1:11.929	0.236
8	07	Squadra Corse Gar	26.778	07	Squadra Corse Gar	24.443	55	Dream Racing Moto	20.533	8	55	Dream Racing Motors	1:11.749	1:12.017	0.268
9	55	Dream Racing Moto	26.892	2	CRP Racing	24.517	3	K-PAX Racing	20.537	9	2	CRP Racing	1:11.792	1:12.153	0.361
10	47	PPM	27.168	63	DXDT Racing	24.573	47	PPM	20.967	10	47	PPM	1:12.812	1:12.951	0.139
11	87	Vital Speed Motorsp	27.308	47	PPM	24.677	63	DXDT Racing	21.108	11	63	DXDT Racing	1:13.126	1:13.618	0.492
12	63	DXDT Racing	27.445	87	Vital Speed Motorsp	24.737	87	Vital Speed Motorsp	21.216	12	87	Vital Speed Motorspor	1:13.261	1:13.416	0.155
13	27	Dream Racing Moto	28.195	27	Dream Racing Moto	25.132	27	Dream Racing Moto	21.562	13	27	Dream Racing Motors	1:14.889	1:15.174	0.285
14										14	9	K-PAX Racing			

Weather / Track : Sunny / Dry

Results can be found at [www.tsl-timing.com](http://www.tsl-timing.com)

Portland International Raceway  
Circuit Length = 1.9700 miles  
Start: 10:45 Flag 11:45 End: 11:46

Printed - 11:51 Friday, July 13, 2018

# Grand Prix of Portland

## GT SprintX

### PRACTICE 1 - Friday 13th July 2018 - BEST SPEEDS

POS	INTERMEDIATE 1			INTERMEDIATE 2			FINISH LINE		
	NO	NAME	MPH	NO	NAME	MPH	NO	NAME	MPH
1				55	Dream Racing Motorsport	156.8			
2				3	K-PAX Racing	156.5			
3				87	Vital Speed Motorsports	156.2			
4				24	Alegra Motorsports	155.6			
5				31	TR3 Racing	154.7			
6				61	R. Ferri Motorsport	154.4			
7				96	Pfaff Motorsports	154.4			
8				19	TruSpeed AutoSport	154.4			
9				07	Squadra Corse Garage Italia	154.4			
10				47	PPM	154.1			
11				63	DXDT Racing	153.0			
12				2	CRP Racing	151.8			
13				27	Dream Racing Motorsport	151.0			
14									

Weather / Track : Sunny / Dry

Results can be found at [www.tsl-timing.com](http://www.tsl-timing.com)

Portland International Raceway  
Circuit Length = 1.9700 miles  
Start: 10:45 Flag 11:45 End: 11:46

Printed - 11:51 Friday, July 13, 2018

# Grand Prix of Portland

## GT SprintX

### PRACTICE 1 - Friday 13th July 2018 - PIT STOP ANALYSIS

<b>P1</b>	<b>24 Pro/Pro</b>	<b>Alegra Motorsports</b>						<b>Porsche 911 GT3 R (991)</b>
D1: Michael CHRISTENSEN	Total Stint: 12 Laps - 19:21.133 (35.67%)							Best Lap: 1:11.030 On Lap 8 @ 99.84 mph
D2: Spencer PUMPELLY	Total Stint: 17 Laps - 20:34.066 (37.91%)							Best Lap: 1:11.612 On Lap 28 @ 99.03 mph

STOP	IN TIME	DRIVER IN	STINT TIME	STOP TIME	TOTAL STOP TIME	OUT TIME	DRIVER OUT
1 -	11:02:54.602	Michael CHRISTENSEN	16:21.953	4:09.034	4:09.034	11:07:03.636	Michael CHRISTENSEN
2 -	11:11:47.884	Michael CHRISTENSEN	4:44.248	2:15.835	6:24.869	11:14:03.719	Spencer PUMPELLY
3 -	11:23:48.878	Spencer PUMPELLY	9:45.159	3:10.247	9:35.116	11:26:59.125	Spencer PUMPELLY
4 -	11:31:47.389	Spencer PUMPELLY	4:48.264	1:13.193	10:48.309	11:33:00.582	Spencer PUMPELLY
5 -	11:39:01.225	Spencer PUMPELLY					

<b>P2</b>	<b>31 Pro/Am</b>	<b>TR3 Racing</b>						<b>Ferrari 488 GT3</b>
D1: Wei LU	Total Stint: 17 Laps - 23:29.501 (38.87%)							Best Lap: 1:12.583 On Lap 32 @ 97.70 mph
D2: Jeff SEGAL	Total Stint: 19 Laps - 32:29.426 (53.76%)							Best Lap: 1:11.271 On Lap 36 @ 99.50 mph

STOP	IN TIME	DRIVER IN	STINT TIME	STOP TIME	TOTAL STOP TIME	OUT TIME	DRIVER OUT
1 -	10:46:34.429	Jeff SEGAL	1:26.981	6:54.918	6:54.918	10:53:29.347	Wei LU
2 -	10:54:49.874	Wei LU	1:20.527	1:13.606	8:08.524	10:56:03.480	Jeff SEGAL
3 -	11:05:56.439	Jeff SEGAL	9:52.959	2:53.211	11:01.735	11:08:49.650	Jeff SEGAL
4 -	11:16:07.298	Jeff SEGAL	7:17.648	1:14.306	12:16.041	11:17:21.604	Wei LU
5 -	11:26:02.963	Wei LU	8:41.359	1:20.670	13:36.711	11:27:23.633	Wei LU
6 -	11:38:23.016	Wei LU	10:59.383	1:14.626	14:51.337	11:39:37.642	Jeff SEGAL
7 -	11:44:22.835	Jeff SEGAL					

<b>P3</b>	<b>61 Pro/Pro</b>	<b>R. Ferri Motorsport</b>						<b>Ferrari 488 GT3</b>
D1: Toni VILANDER	Total Stint: 21 Laps - 30:47.559 (50.38%)							Best Lap: 1:11.488 On Lap 35 @ 99.20 mph
D2: Miguel MOLINA	Total Stint: 16 Laps - 21:00.321 (34.37%)							Best Lap: 1:11.320 On Lap 29 @ 99.43 mph

STOP	IN TIME	DRIVER IN	STINT TIME	STOP TIME	TOTAL STOP TIME	OUT TIME	DRIVER OUT
1 -	11:04:16.281	Toni VILANDER	17:45.086	2:17.949	2:17.949	11:06:34.230	Toni VILANDER
2 -	11:13:57.828	Toni VILANDER	7:23.598	1:12.076	3:30.025	11:15:09.904	Miguel MOLINA
3 -	11:26:11.567	Miguel MOLINA	11:01.663	1:30.715	5:00.740	11:27:42.282	Miguel MOLINA
4 -	11:33:39.862	Miguel MOLINA	5:57.580	1:11.937	6:12.677	11:34:51.799	Toni VILANDER
5 -	11:42:12.518	Toni VILANDER	7:20.719	1:14.578	7:27.255	11:43:27.096	Miguel MOLINA
-	Finish	Miguel MOLINA	2:49.141				

<b>P4</b>	<b>3 Pro/Pro</b>	<b>K-PAX Racing</b>						<b>Bentley Continental GT3</b>
D1: Rodrigo BAPTISTA	Total Stint: 13 Laps - 20:38.103 (34.38%)							Best Lap: 1:12.005 On Lap 9 @ 98.49 mph
D2: Maxime SOULET	Total Stint: 15 Laps - 19:51.315 (33.08%)							Best Lap: 1:11.622 On Lap 24 @ 99.01 mph

STOP	IN TIME	DRIVER IN	STINT TIME	STOP TIME	TOTAL STOP TIME	OUT TIME	DRIVER OUT
1 -	11:04:18.437	Rodrigo BAPTISTA	17:44.258	1:52.973	1:52.973	11:06:11.410	Maxime SOULET
2 -	11:14:38.287	Maxime SOULET	8:26.877	10:01.087	11:54.060	11:24:39.374	Maxime SOULET
3 -	11:29:35.245	Maxime SOULET	4:55.871	4:07.760	16:01.820	11:33:43.005	Maxime SOULET
4 -	11:38:31.445	Maxime SOULET	4:48.440	1:40.127	17:41.947	11:40:11.572	Rodrigo BAPTISTA
-	Finish	Rodrigo BAPTISTA	5:01.071				

<b>P5</b>	<b>96 Pro/Pro</b>	<b>Pfaff Motorsports</b>						<b>Porsche 911 GT3 R (991)</b>
D1: Wolf HENZLER	Total Stint: 17 Laps - 20:35.689 (36.46%)							Best Lap: 1:11.623 On Lap 28 @ 99.01 mph
D2: Scott HARGROVE	Total Stint: 11 Laps - 21:42.516 (38.43%)							Best Lap: 1:11.727 On Lap 12 @ 98.87 mph

STOP	IN TIME	DRIVER IN	STINT TIME	STOP TIME	TOTAL STOP TIME	OUT TIME	DRIVER OUT
1 -	10:55:25.717	Wolf HENZLER	8:33.932	1:18.085	1:18.085	10:56:43.802	Scott HARGROVE
2 -	11:06:34.612	Scott HARGROVE	9:50.810	3:32.760	4:50.845	11:10:07.372	Scott HARGROVE
3 -	11:13:48.743	Scott HARGROVE	3:41.371	1:15.263	6:06.108	11:15:04.006	Wolf HENZLER
4 -	11:23:34.637	Wolf HENZLER	8:30.631	4:56.886	11:02.994	11:28:31.523	Wolf HENZLER
5 -	11:33:23.051	Wolf HENZLER	4:51.528	4:47.647	15:50.641	11:38:10.698	Wolf HENZLER
6 -	11:42:57.732	Wolf HENZLER					

Weather / Track : Sunny / Dry

Portland International Raceway  
Circuit Length = 1.9700 miles  
Start: 10:45 Flag 11:45 End: 11:46

# Grand Prix of Portland

## GT SprintX

### PRACTICE 1 - Friday 13th July 2018 - PIT STOP ANALYSIS

STOP	IN TIME	DRIVER IN	STINT TIME	STOP TIME	TOTAL STOP TIME	OUT TIME	DRIVER OUT
<b>P6 19 Pro/Am TruSpeed AutoSport Audi R8 LMS</b>							
D1: Parker CHASE		Total Stint: 18 Laps - 21:54.377 (35.93%)		Best Lap: 1:11.983 On Lap 33 @ 98.52 mph			
D2: Ryan DALZIEL		Total Stint: 16 Laps - 21:03.932 (34.55%)		Best Lap: 1:11.634 On Lap 16 @ 99.00 mph			
STOP	IN TIME	DRIVER IN	STINT TIME	STOP TIME	TOTAL STOP TIME	OUT TIME	DRIVER OUT
1 -	10:59:37.465	Ryan DALZIEL	6:11.843	4:06.353	4:06.353	11:03:43.818	Ryan DALZIEL
2 -	11:08:35.526	Ryan DALZIEL	4:51.708	3:56.632	8:02.985	11:12:32.158	Ryan DALZIEL
3 -	11:18:42.897	Ryan DALZIEL	6:10.739	1:14.685	9:17.670	11:19:57.582	Parker CHASE
4 -	11:27:22.681	Parker CHASE	7:25.099	2:46.532	12:04.202	11:30:09.213	Parker CHASE
5 -	11:38:34.538	Parker CHASE	8:25.325	1:32.081	13:36.283	11:40:06.619	Parker CHASE
-	Finish	Parker CHASE	6:03.953				

STOP	IN TIME	DRIVER IN	STINT TIME	STOP TIME	TOTAL STOP TIME	OUT TIME	DRIVER OUT
<b>P7 07 Am Squadra Corse Garage Italia Ferrari 488 GT3</b>							
D1: Caesar BACARELLA		Total Stint: 20 Laps - 25:10.492 (41.57%)		Best Lap: 1:12.428 On Lap 35 @ 97.91 mph			
D2: Martin FUENTES		Total Stint: 19 Laps - 25:09.115 (41.54%)		Best Lap: 1:11.929 On Lap 19 @ 98.59 mph			
STOP	IN TIME	DRIVER IN	STINT TIME	STOP TIME	TOTAL STOP TIME	OUT TIME	DRIVER OUT
1 -	11:07:06.477	Martin FUENTES	13:37.692	2:32.908	2:32.908	11:09:39.385	Martin FUENTES
2 -	11:16:54.045	Martin FUENTES	7:14.660	1:35.857	4:08.765	11:18:29.902	Caesar BACARELLA
3 -	11:29:36.923	Caesar BACARELLA	11:07.021	2:02.376	6:11.141	11:31:39.299	Caesar BACARELLA
4 -	11:45:19.913	Caesar BACARELLA					

STOP	IN TIME	DRIVER IN	STINT TIME	STOP TIME	TOTAL STOP TIME	OUT TIME	DRIVER OUT
<b>P8 55 Pro/Am Dream Racing Motorsport Lamborghini Huracan GT3</b>							
D1: Yuki HARATA		Total Stint: 21 Laps - 27:48.461 (45.63%)		Best Lap: 1:12.017 On Lap 34 @ 98.47 mph			
D2: Alessandro BRESSAN		Total Stint: 14 Laps - 19:08.467 (31.41%)		Best Lap: 1:12.357 On Lap 13 @ 98.01 mph			
STOP	IN TIME	DRIVER IN	STINT TIME	STOP TIME	TOTAL STOP TIME	OUT TIME	DRIVER OUT
1 -	11:01:22.558	Alessandro BRESSAN	7:24.928	1:31.086	1:31.086	11:02:53.644	Alessandro BRESSAN
2 -	11:10:13.461	Alessandro BRESSAN	7:19.817	1:42.619	3:13.705	11:11:56.080	Yuki HARATA
3 -	11:19:25.308	Yuki HARATA	7:29.228	1:47.331	5:01.036	11:21:12.639	Yuki HARATA
4 -	11:26:33.912	Yuki HARATA	5:21.273	3:14.317	8:15.353	11:29:48.229	Yuki HARATA
5 -	11:35:55.871	Yuki HARATA	6:07.642	1:24.057	9:39.410	11:37:19.928	Yuki HARATA
6 -	11:44:53.930	Yuki HARATA					

STOP	IN TIME	DRIVER IN	STINT TIME	STOP TIME	TOTAL STOP TIME	OUT TIME	DRIVER OUT
<b>P9 2 Pro/Pro CRP Racing Mercedes-AMG GT3</b>							
D1: Daniel MORAD		Total Stint: 17 Laps - 23:38.340 (40.3%)		Best Lap: 1:12.153 On Lap 8 @ 98.29 mph			
D2: Matt BRABHAM		Total Stint: 9 Laps - 11:15.883 (19.2%)		Best Lap: 1:13.831 On Lap 26 @ 96.05 mph			
STOP	IN TIME	DRIVER IN	STINT TIME	STOP TIME	TOTAL STOP TIME	OUT TIME	DRIVER OUT
1 -	11:05:54.389	Daniel MORAD	9:52.901	6:41.580	6:41.580	11:12:35.969	Daniel MORAD
2 -	11:17:29.968	Daniel MORAD	4:53.999	5:18.677	12:00.257	11:22:48.645	Daniel MORAD
3 -	11:28:11.680	Daniel MORAD	5:23.035	2:13.278	14:13.535	11:30:24.958	Matt BRABHAM
4 -	11:41:40.841	Matt BRABHAM					

STOP	IN TIME	DRIVER IN	STINT TIME	STOP TIME	TOTAL STOP TIME	OUT TIME	DRIVER OUT
<b>P10 47 Pro/Am PPM Lamborghini Huracan GT3</b>							
D1: Patrick BYRNE		Total Stint: 30 Laps - 40:06.150 (65.85%)		Best Lap: 1:12.951 On Lap 28 @ 97.21 mph			
D2: Guy COSMO		Total Stint: 0 Laps					
STOP	IN TIME	DRIVER IN	STINT TIME	STOP TIME	TOTAL STOP TIME	OUT TIME	DRIVER OUT
1 -	11:04:37.479	Patrick BYRNE	10:17.962	4:07.693	4:07.693	11:08:45.172	Patrick BYRNE
2 -	11:17:29.394	Patrick BYRNE	8:44.222	2:03.743	6:11.436	11:19:33.137	Patrick BYRNE
3 -	11:29:38.270	Patrick BYRNE	10:05.133	6:52.539	13:03.975	11:36:30.809	Patrick BYRNE
4 -	11:41:22.226	Patrick BYRNE	4:51.417	1:43.174	14:47.149	11:43:05.400	Patrick BYRNE
5 -	11:44:31.522	Patrick BYRNE					

STOP	IN TIME	DRIVER IN	STINT TIME	STOP TIME	TOTAL STOP TIME	OUT TIME	DRIVER OUT
<b>P11 87 Am Vital Speed Motorsports Ferrari 488 GT3</b>							
D1: Rich BAEK		Total Stint: 16 Laps - 21:54.104 (40.92%)		Best Lap: 1:13.416 On Lap 15 @ 96.60 mph			
D2: Trevor BAEK		Total Stint: 15 Laps - 20:23.463 (38.09%)		Best Lap: 1:14.068 On Lap 29 @ 95.74 mph			
STOP	IN TIME	DRIVER IN	STINT TIME	STOP TIME	TOTAL STOP TIME	OUT TIME	DRIVER OUT
1 -	11:10:59.934	Rich BAEK	17:30.019	1:40.311	1:40.311	11:12:40.245	Trevor BAEK
2 -	11:24:15.323	Trevor BAEK	11:35.078	7:19.360	8:59.671	11:31:34.683	Trevor BAEK

Weather / Track : Sunny / Dry

Portland International Raceway  
Circuit Length = 1.9700 miles  
Start: 10:45 Flag 11:45 End: 11:46

# Grand Prix of Portland

## GT SprintX

### PRACTICE 1 - Friday 13th July 2018 - PIT STOP ANALYSIS

3 - 11:40:23.068 Trevor BAEK

<b>P12 63 Am</b>		<b>DXDT Racing</b>		<b>Mercedes AMG GT3</b>			
D1: David ASKEW		Total Stint: 32 Laps - 41:24.159 (78.32%)		Best Lap: 1:13.618 On Lap 21 @ 96.33 mph			
STOP	IN TIME	DRIVER IN	STINT TIME	STOP TIME	TOTAL STOP TIME	OUT TIME	DRIVER OUT
1 -	10:56:13.507	David ASKEW	2:39.294	38.564	38.564	10:56:52.071	David ASKEW
2 -	11:20:27.774	David ASKEW	23:35.703	2:40.060	3:18.624	11:23:07.834	David ASKEW
3 -	11:29:18.775	David ASKEW	6:10.941	4:02.829	7:21.453	11:33:21.604	David ASKEW
4 -	11:39:32.328	David ASKEW					

<b>P13 27</b>		<b>Dream Racing Motorsport</b>		<b>Lamborghini Huracan Super Trofeo</b>			
D1: Ryan HARDWICK		Total Stint: 30 Laps - 41:32.692 (68.76%)		Best Lap: 1:15.174 On Lap 21 @ 94.34 mph			
STOP	IN TIME	DRIVER IN	STINT TIME	STOP TIME	TOTAL STOP TIME	OUT TIME	DRIVER OUT
1 -	11:02:52.494	Ryan HARDWICK	9:13.999	1:56.872	1:56.872	11:04:49.366	Ryan HARDWICK
2 -	11:13:48.103	Ryan HARDWICK	8:58.737	4:31.412	6:28.284	11:18:19.515	Ryan HARDWICK
3 -	11:26:05.372	Ryan HARDWICK	7:45.857	3:47.114	10:15.398	11:29:52.486	Ryan HARDWICK
4 -	11:34:57.382	Ryan HARDWICK	5:04.896	3:49.035	14:04.433	11:38:46.417	Ryan HARDWICK
5 -	11:45:04.483	Ryan HARDWICK					



# Grand Prix of Portland

## GT SprintX

### PRACTICE 1 - Friday 13th July 2018 - DRIVER STATISTICS

POS	NO	CL	PIC	TEAM / DRIVERS	CAR	LAPS	RACE TIME	%	BEST	ON	MPH
1	24	Pro/Prc	1	Alegra Motorsports Michael CHRISTENSEN (DNK) Spencer PUMPELLY (USA)	Porsche 911 GT3 R (991) - Insync Healthcare Solut	30	<b>54:14.908</b>				
						12	19:21.133	35.67	1:11.030	8	99.84
						17	20:34.066	37.91	1:11.612	28	99.03
2	31	Pro/Am	1	TR3 Racing Wei LU (CAN) Jeff SEGAL (USA)	Ferrari 488 GT3 - Ferrari Of Vancouver	37	<b>1:00:26.329</b>				
						17	23:29.501	38.87	1:12.583	32	97.70
						19	32:29.426	53.76	1:11.271	36	99.50
3	61	Pro/Prc	2	R. Ferri Motorsport Toni VILANDER (FIN) Miguel MOLINA (ESP)	Ferrari 488 GT3 - Ferrari of Ontario, Toronto, Albert	38	<b>1:01:07.128</b>				
						21	30:47.559	50.38	1:11.488	35	99.20
						16	21:00.321	34.37	1:11.320	29	99.43
4	3	Pro/Prc	3	K-PAX Racing Rodrigo BAPTISTA (BRA) Maxime SOULET (BEL)	Bentley Continental GT3 - Opti-Coat	29	<b>1:00:01.107</b>				
						13	20:38.103	34.38	1:12.005	9	98.49
						15	19:51.315	33.08	1:11.622	24	99.01
5	96	Pro/Prc	4	Pfaff Motorsports Wolf HENZLER (DEU) Scott HARGROVE (CAN)	Porsche 911 GT3 R (991) - Pfaff Porsche, Castrol, t	29	<b>56:29.311</b>				
						17	20:35.689	36.46	1:11.623	28	99.01
						11	21:42.516	38.43	1:11.727	12	98.87
6	19	Pro/Am	2	TruSpeed AutoSport Parker CHASE (USA) Ryan DALZIEL (USA)	Audi R8 LMS - Vertical Bridge, Protein Water	35	<b>1:00:58.336</b>				
						18	21:54.377	35.93	1:11.983	33	98.52
						16	21:03.932	34.55	1:11.634	16	99.00
7	07	Am	1	Squadra Corse Garage Italia Caesar BACARELLA (USA) Martin FUENTES (MEX)	Ferrari 488 GT3 - Hublot, Alpha Prime, Garage Italia	40	<b>1:00:33.215</b>				
						20	25:10.492	41.57	1:12.428	35	97.91
						19	25:09.115	41.54	1:11.929	19	98.59
8	55	Pro/Am	3	Dream Racing Motorsport Yuki HARATA (JPN) Alessandro BRESSAN (ITA)	Lamborghini Huracan GT3 - Ace 1, Dream Racing	36	<b>1:00:56.344</b>				
						21	27:48.461	45.63	1:12.017	34	98.47
						14	19:08.467	31.41	1:12.357	13	98.01
9	2	Pro/Prc	5	CRP Racing Daniel MORAD (CAN) Matt BRABHAM (USA)	Mercedes-AMG GT3 - DeVilbiss	27	<b>58:39.873</b>				
						17	23:38.340	40.30	1:12.153	8	98.29
						9	11:15.883	19.20	1:13.831	26	96.05
10	47	Pro/Am	4	PPM Patrick BYRNE (USA) Guy COSMO (USA)	Lamborghini Huracan GT3 - Torxen	31	<b>1:00:54.080</b>				
						30	40:06.150	65.85	1:12.951	28	97.21
						0	0.000	0.00		0	
11	87	Am	2	Vital Speed Motorsports Rich BAEK (USA) Trevor BAEK (USA)	Ferrari 488 GT3 - Vital Speed Motorsports	32	<b>53:31.690</b>				
						16	21:54.104	40.92	1:13.416	15	96.60
						15	20:23.463	38.09	1:14.068	29	95.74
12	63	Am	3	DXDT Racing David ASKEW (USA)	Mercedes AMG GT3 - Ace 1, Dream Racing	33	<b>52:51.746</b>				
						32	41:24.159	78.32	1:13.618	21	96.33
13	27		1	Dream Racing Motorsport Ryan HARDWICK	Lamborghini Huracan Super Trofeo - 1st Phorm, Dre	31	<b>1:00:25.031</b>				
						30	41:32.692	68.76	1:15.174	21	94.34
14	9	Pro/Prc	6	K-PAX Racing Alvaro PARENTE (PRT) Andy SOUCEK (ESP)	Bentley Continental GT3 - Opti-Coat	1					
						0	0.000	NaN		0	
						0	0.000	NaN		0	

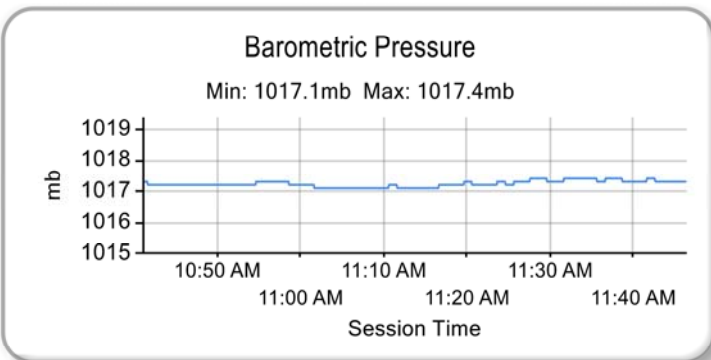
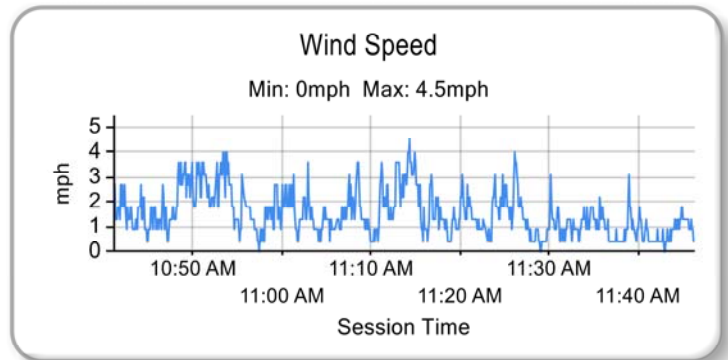
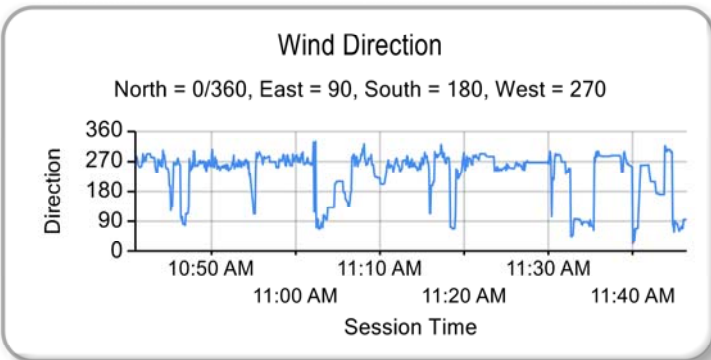

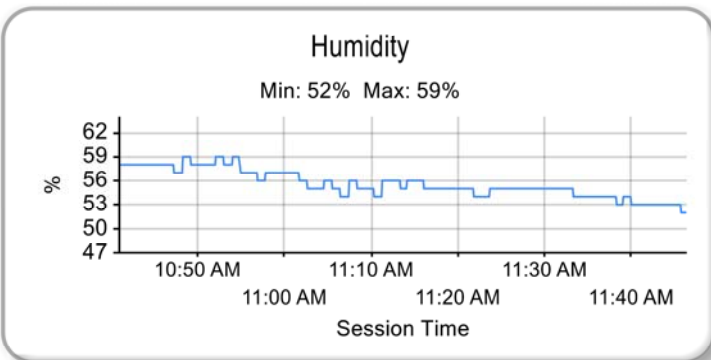
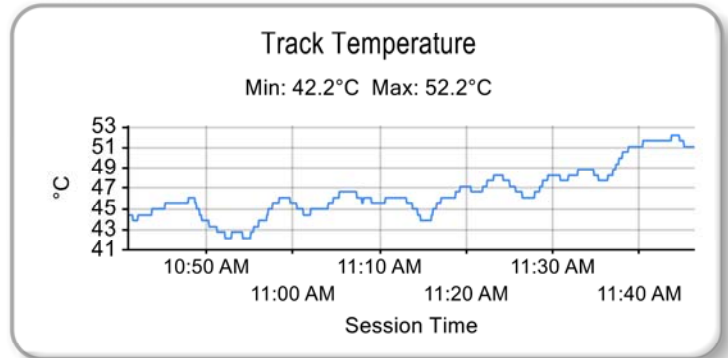
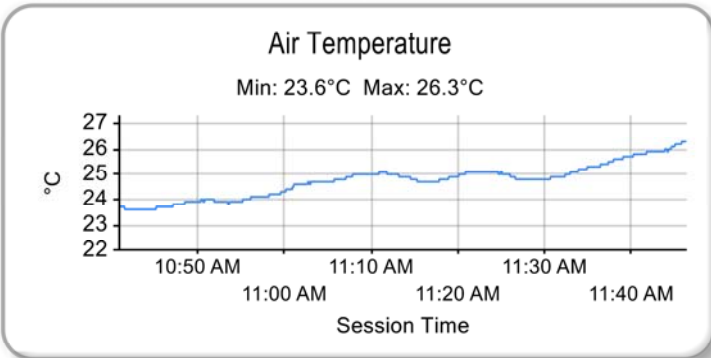
Weather / Track : Sunny / Dry

Portland International Raceway  
Circuit Length = 1.9700 miles  
Start: 10:45 Flag 11:45 End: 11:46

# Grand Prix of Portland

## GT SprintX

### PRACTICE 1 - Friday 13th July 2018 - WEATHER CONDITIONS



Weather / Track : Sunny / Dry

Results can be found at [www.tsl-timing.com](http://www.tsl-timing.com)

Portland International Raceway  
Circuit Length = 1.9700 miles  
Start: 10:45 Flag 11:45 End: 11:46

Printed - 11:52 Friday, July 13, 2018

# Grand Prix of Portland

## GT SprintX

### PRACTICE 2 - Friday 13th July 2018 - CLASSIFICATION




POS	NO	GRP	CL	NAME	ENTRY	TIME	ON	LAPS	GAP	DIFF	MPH
1	96	GT	Pro/Pro	HENZLER (DEU) / HARGROVE (CAN)	Pfaff Motorsports - Porsche 911 GT3 R (991) - Pfaff Porsche, Castr	1:11.300	20	34			99.46
2	2	GT	Pro/Pro	MORAD (CAN) / BRABHAM (USA)	CRP Racing - Mercedes-AMG GT3 - DeVilbiss - DeVilbiss	1:11.304	23	25	0.004	0.004	99.46
3	19	GT	Pro/Am	CHASE (USA) / DALZIEL (USA)	TruSpeed AutoSport - Audi R8 LMS - Vertical Bridge, Protein Water -	1:11.386	33	33	0.086	0.082	99.34
4	24	GT	Pro/Pro	CHRISTENSEN (DNK) / PUMPELLY (USA)	Alegra Motorsports - Porsche 911 GT3 R (991) - Insync Healthcare S	1:11.447	12	32	0.147	0.061	99.26
5	61	GT	Pro/Pro	VILANDER (FIN) / MOLINA (ESP)	R. Ferri Motorsport - Ferrari 488 GT3 - Ferrari of Ontario, Toronto, A	1:11.449	12	25	0.149	0.002	99.25
6	9	GT	Pro/Pro	PARENTE (PRT) / SOUCEK (ESP)	K-PAX Racing - Bentley Continental GT3 - Opti-Coat - Opti-Coat	1:11.452	22	35	0.152	0.003	99.25
7	31	GT	Pro/Am	LU (CAN) / SEGAL (USA)	TR3 Racing - Ferrari 488 GT3 - Ferrari Of Vancouver - Ferrari Of Vai	1:11.547	25	34	0.247	0.095	99.12
8	07	GT	Am	BACARELLA (USA) / FUENTES (MEX)	Squadra Corse Garage Italia - Ferrari 488 GT3 - Hublot, Alpha Prim	1:11.626	18	35	0.326	0.079	99.01
9	3	GT	Pro/Pro	BAPTISTA (BRA) / SOULET (BEL)	K-PAX Racing - Bentley Continental GT3 - Opti-Coat - Opti-Coat	1:11.769	8	26	0.469	0.143	98.81
10	55	GT	Pro/Am	HARATA (JPN) / BRESSAN (ITA)	Dream Racing Motorsport - Lamborghini Huracan GT3 - Ace 1, Drea	1:11.967	9	19	0.667	0.198	98.54
11	47	GT	Pro/Am	BYRNE (USA) / COSMO (USA)	PPM - Lamborghini Huracan GT3 - Torxen - Torxen	1:12.627	10	29	1.327	0.660	97.64
12	63	GT	Am	ASKEW (USA)	DXDT Racing - Mercedes AMG GT3 - Ace 1, Dream Racing - Ace 1,	1:12.677	14	32	1.377	0.050	97.58
13	87	GT	Am	BAEK (USA) / BAEK (USA)	Vital Speed Motorsports - Ferrari 488 GT3 - Vital Speed Motorsports	1:13.575	21	25	2.275	0.898	96.39
14	27	GT Cup		HARDWICK	Dream Racing Motorsport - Lamborghini Huracan Super Trofeo - 1st	1:15.018	28	29	3.718	1.443	94.53

Car #96 - Lap time disallowed - shortcut chicane

Weather / Track : Sunny / Dry

These results are provisional until the conclusion of any judicial and technical matters.

Portland International Raceway  
Circuit Length = 1.9700 miles  
Start: 15:46 Flag 16:36 End: 16:37

Chief Steward : 	Chief of Timing : 
--	--

Results can be found at [www.tsl-timing.com](http://www.tsl-timing.com)

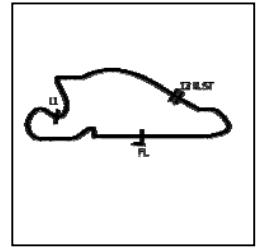
Printed - 16:47 Friday, July 13, 2018



# Grand Prix of Portland

## GT SprintX

### PRACTICE 2 - Friday 13th July 2018 - SECTOR ANALYSIS



SECTOR 1 = FL to I1, SECTOR 2 = I1 to I2, SECTOR 3 = I2 to FL, DIFF = Difference To Personal Best Lap, P = Crossed Finish Line in Pit Lane, D = Time Disallowed

P1 96 Pro/Pro Pfaff Motorsports				Porsche 911 GT3 R (991) - Pfaff Porsche, Castrol, Carbon Mar			
IDEAL LAP TIME : 1:11.300		BEST LAP TIME : 1:11.300		DIFFERENCE : 0.000			
D1: Wolf HENZLER		D2: Scott HARGROVE					
LAP	SECTOR 1	SECTOR 2	SECTOR 3	LAP TIME	MPH	DIFF	TIME OF DAY
1 - D2	OUTLAP	26.235	147.2	21.625			15:48:42.711
2 - D2	27.696	24.952	152.1	20.871	1:13.519	96.46	2.219 15:49:56.230
3 - D2	27.208	24.708	152.4	20.760	1:12.676	97.58	1.376 15:51:08.906
4 - D2	26.920	24.457	152.7	20.695	1:12.072	98.40	0.772 15:52:20.978
5 - D2	28.546	26.246	145.6	21.698	<del>1:16.490</del> D	92.71	5.190 15:53:37.468
6 - D2	27.000	24.486	153.3	21.918	1:13.404	96.61	2.104 15:54:50.872
7 - D2	33.232	29.862	140.6	21.163	1:24.257	84.17	12.957 15:56:15.129
8 - D2	26.980	24.318	153.3	IN PIT	1:30.215 P	78.61	18.915 15:57:45.344
9 - D1	OUTLAP	24.735	151.0	21.153	2:07.627	55.56	56.327 15:59:52.971
10 - D1	27.498	24.447	153.8	20.914	1:12.859	97.33	1.559 16:01:05.830
11 - D1	27.163	24.390	153.8	20.793	1:12.346	98.02	1.046 16:02:18.176
12 - D1	26.876	24.367	153.8	20.679	1:11.922 (3)	98.60	0.622 16:03:30.098
13 - D1	26.931	24.483	154.1	20.841	1:12.255	98.15	0.955 16:04:42.353
14 - D1	28.234	24.568	153.6	20.783	1:13.585	96.37	2.285 16:05:55.938
15 - D1	26.924	24.426	153.8	20.633	1:11.983	98.52	0.683 16:07:07.921
16 - D1	27.438	24.719	153.3	IN PIT	1:31.633 P	77.39	20.333 16:08:39.554
17 - D2	OUTLAP	30.870	81.8	24.382	2:21.957	49.95	1:10.657 16:11:01.511
18 - D2	28.680	29.468	131.6	21.154	1:19.302	89.43	8.002 16:12:20.813
19 - D2	26.736	25.139	145.4	20.906	1:12.781	97.44	1.481 16:13:33.594
20 - D2	<b>26.707</b>	<b>24.218</b>	153.6	<b>20.375</b>	<b>1:11.300 (1)</b>	<b>99.46</b>	<b>16:14:44.894</b>
21 - D2	28.915	25.010	142.8	IN PIT	1:34.406 P	75.12	23.106 16:16:19.300
22 - D1	OUTLAP	25.395	148.0	21.438	2:08.876	55.02	57.576 16:18:28.176
23 - D1	26.942	24.742	96.4	23.856	1:15.540	93.88	4.240 16:19:43.716
24 - D1	26.805	24.240	<b>154.4</b>	20.897	1:11.942	98.57	0.642 16:20:55.658
25 - D1	27.904	24.858	135.7	IN PIT	1:32.998 P	76.25	21.698 16:22:28.656
26 - D2	OUTLAP	25.661	144.3	21.959	2:05.373	56.56	54.073 16:24:34.029
27 - D2	27.988	24.753	145.9	IN PIT	1:33.251 P	76.05	21.951 16:26:07.280
28 - D2	OUTLAP	24.736	152.4	21.194	1:25.317	83.12	14.017 16:27:32.597
29 - D2	26.868	24.536	153.8	20.815	1:12.219	98.20	0.919 16:28:44.816
30 - D2	26.804	24.311	153.8	IN PIT	1:30.287 P	78.54	18.987 16:30:15.103
31 - D1	OUTLAP	24.524	153.3	20.900	2:33.831	46.10	1:22.531 16:32:48.934
32 - D1	27.062	24.603	153.8	20.681	1:12.346	98.02	1.046 16:34:01.280
33 - D1	26.817	24.501	154.1	20.563	1:11.881 (2)	98.66	0.581 16:35:13.161
34 - D1	26.840	24.495	<b>154.4</b>	IN PIT	1:41.581 P	69.81	30.281 16:36:54.742

P2 2 Pro/Pro CRP Racing				Mercedes-AMG GT3 - DeVilbiss			
IDEAL LAP TIME : 1:11.132		BEST LAP TIME : 1:11.304		DIFFERENCE : 0.172			
D1: Daniel MORAD		D2: Matt BRABHAM					
LAP	SECTOR 1	SECTOR 2	SECTOR 3	LAP TIME	MPH	DIFF	TIME OF DAY
1 - D1			IN PIT				15:47:48.578
2 - D2	OUTLAP	27.894	126.5	23.862	1:31.461	77.54	20.157 15:49:20.039
3 - D2	28.699	25.188	150.4	21.721	1:15.608	93.79	4.304 15:50:35.647
4 - D2	27.994	25.020	150.7	21.436	1:14.450	95.25	3.146 15:51:50.097
5 - D2	27.798	24.831	151.6	21.213	1:13.842	96.04	2.538 15:53:03.939
6 - D2	27.733	24.776	151.3	21.167	1:13.676	96.25	2.372 15:54:17.615
7 - D2	27.397	24.701	151.6	21.151	1:13.249	96.82	1.945 15:55:30.864
8 - D2	27.410	24.746	151.8	21.185	1:13.341	96.69	2.037 15:56:44.205
9 - D2	27.374	24.678	151.8	21.153	1:13.205	96.87	1.901 15:57:57.410
10 - D2	33.118	24.915	152.1	IN PIT	5:10.486 P	22.84	3:59.182 16:03:07.896
11 - D2	OUTLAP	24.791	151.3	21.437	1:22.729	85.72	11.425 16:04:30.625
12 - D2	27.730	24.607	151.0	21.099	1:13.436	96.57	2.132 16:05:44.061
13 - D2	27.510	24.511	151.8	20.868	1:12.889	97.29	1.585 16:06:56.950
14 - D2	27.454	24.489	152.1	21.069	1:13.012	97.13	1.708 16:08:09.962

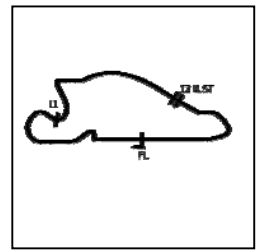
Weather / Track : Sunny / Dry

Portland International Raceway  
Circuit Length = 1.9700 miles  
Start: 15:46 Flag 16:36 End: 16:37

# Grand Prix of Portland

## GT SprintX

### PRACTICE 2 - Friday 13th July 2018 - SECTOR ANALYSIS



SECTOR 1 = FL to I1, SECTOR 2 = I1 to I2, SECTOR 3 = I2 to FL, DIFF = Difference To Personal Best Lap, P = Crossed Finish Line in Pit Lane, D = Time Disallowed

15 - D2	27.523	24.588	152.1	21.072	1:13.183	96.90	1.879	16:09:23.145
16 - D2	27.249	24.708	152.4	IN PIT	3:18.482	P 35.73	2:07.178	16:12:41.627
17 - D1	OUTLAP	24.757	119.1	23.849	1:22.986	85.46	11.682	16:14:04.613
18 - D1	27.240	24.354	152.1	20.866	1:12.460	(3) 97.87	1.156	16:15:17.073
19 - D1	32.230	24.848	151.8	IN PIT	3:28.199	P 34.06	2:16.895	16:18:45.272
20 - D1	OUTLAP	30.916	96.5	25.022	1:34.135	75.33	22.831	16:20:19.407
21 - D1	28.995	27.267	137.3	21.243	1:17.505	91.50	6.201	16:21:36.912
22 - D1	27.070	<b>24.341</b>	151.8	20.323	1:11.734	(2) 98.86	0.430	16:22:48.646
<b>23 - D1</b>	<b>26.492</b>	24.513	<b>152.7</b>	<b>20.299</b>	<b>1:11.304</b>	(1) <b>99.46</b>		<b>16:23:59.950</b>
24 - D1	30.803	25.907	143.3	IN PIT	10:40.931	P 11.06	9:29.627	16:34:40.881
25 - D1	OUTLAP	25.431	150.2	IN PIT	3:00.070	P 39.38	1:48.766	16:37:40.951

#### P3 19 Pro/Am TruSpeed AutoSport

Audi R8 LMS - Vertical Bridge, Protein Water

IDEAL LAP TIME : 1:11.386

BEST LAP TIME : 1:11.386

DIFFERENCE : 0.000

D1: Parker CHASE

D2: Ryan DALZIEL

LAP	SECTOR 1	SECTOR 2	SECTOR 3	LAP TIME	MPH	DIFF	TIME OF DAY	
1 - D1			IN PIT			P	15:46:46.380	
2 - D2	OUTLAP	28.820	111.0	25.010	1:38.584	71.93	27.198	15:48:24.964
3 - D2	30.701	25.325	126.7	IN PIT	2:23.547	P 49.40	1:12.161	15:50:48.511
4 - D2	OUTLAP	25.034	149.9	21.740	1:22.823	85.62	11.437	15:52:11.334
5 - D2	28.477	24.738	153.0	21.417	1:14.632	95.02	3.246	15:53:25.966
6 - D2	27.303	24.596	153.0	21.097	1:12.996	97.15	1.610	15:54:38.962
7 - D2	27.096	24.658	153.0	20.874	1:12.628	97.64	1.242	15:55:51.590
8 - D2	27.013	24.438	<b>153.8</b>	20.817	1:12.268	98.13	0.882	15:57:03.858
9 - D2	26.873	24.436	<b>153.8</b>	20.730	1:12.039	98.44	0.653	15:58:15.897
10 - D2	27.399	24.783	153.6	IN PIT	4:08.765	P 28.50	2:57.379	16:02:24.662
11 - D2	OUTLAP	24.548	152.7	21.118	1:20.755	87.82	9.369	16:03:45.417
12 - D2	27.137	24.569	153.0	21.010	1:12.716	97.53	1.330	16:04:58.133
13 - D2	26.950	24.437	153.3	20.936	1:12.323	98.06	0.937	16:06:10.456
14 - D2	27.936	24.736	152.1	IN PIT	2:37.640	P 44.98	1:26.254	16:08:48.096
15 - D2	OUTLAP	24.571	152.4	20.840	1:20.348	88.26	8.962	16:10:08.444
16 - D2	26.686	24.494	153.6	20.700	1:11.880	98.66	0.494	16:11:20.324
17 - D2	26.969	24.540	153.3	IN PIT	2:16.329	P 52.02	1:04.943	16:13:36.653
18 - D1	OUTLAP	25.054	152.4	20.921	1:21.258	87.27	9.872	16:14:57.911
19 - D1	27.226	24.499	153.3	20.845	1:12.570	97.72	1.184	16:16:10.481
20 - D1	28.348	24.783	153.0	21.214	1:14.345	95.39	2.959	16:17:24.826
21 - D1	27.191	24.470	152.4	20.826	1:12.487	97.83	1.101	16:18:37.313
22 - D1	26.996	24.512	153.0	20.658	1:12.166	98.27	0.780	16:19:49.479
23 - D1	26.891	24.738	152.7	20.649	1:12.278	98.12	0.892	16:21:01.757
24 - D1	26.910	24.642	153.0	IN PIT	2:17.049	P 51.74	1:05.663	16:23:18.806
25 - D1	OUTLAP	26.834	151.8	24.762	1:27.359	81.18	15.973	16:24:46.165
26 - D1	28.611	24.964	151.8	21.362	1:14.937	94.63	3.551	16:26:01.102
27 - D1	26.996	24.764	153.3	21.093	1:12.853	97.34	1.467	16:27:13.955
28 - D1	34.344	33.781	144.3	IN PIT	3:02.806	P 38.79	1:51.420	16:30:16.761
29 - D1	OUTLAP	24.683	152.4	20.623	1:21.483	87.03	10.097	16:31:38.244
30 - D1	26.606	24.493	153.0	20.527	1:11.626	(2) 99.01	0.240	16:32:49.870
31 - D1	26.600	24.549	<b>153.8</b>	20.567	1:11.716	(3) 98.89	0.330	16:34:01.586
32 - D1	26.807	30.238	148.5	20.542	1:17.587	91.40	6.201	16:35:19.173
<b>33 - D1</b>	<b>26.485</b>	<b>24.427</b>	152.7	<b>20.474</b>	<b>1:11.386</b>	(1) <b>99.34</b>		<b>16:36:30.559</b>

#### P4 24 Pro/Pro Alegra Motorsports

Porsche 911 GT3 R (991) - Insync Healthcare Solutions

IDEAL LAP TIME : 1:11.338

BEST LAP TIME : 1:11.447

DIFFERENCE : 0.109

D1: Michael CHRISTENSEN

D2: Spencer PUMPELLY

LAP	SECTOR 1	SECTOR 2	SECTOR 3	LAP TIME	MPH	DIFF	TIME OF DAY	
1 - D2	OUTLAP	26.651	115.6	23.723			15:49:10.463	
2 - D2	29.927	25.337	123.6	IN PIT	1:35.983	P 73.88	24.536	15:50:46.446
3 - D1	OUTLAP	25.562	147.2	IN PIT	2:52.080	P 41.21	1:40.633	15:53:38.526
4 - D1	OUTLAP	24.623	153.3	20.917	2:04.918	56.77	53.471	15:55:43.444

Weather / Track : Sunny / Dry

Portland International Raceway

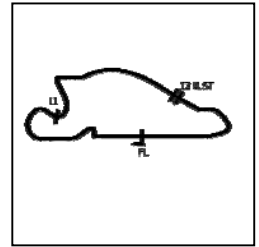
Circuit Length = 1.9700 miles

Start: 15:46 Flag 16:36 End: 16:37

# Grand Prix of Portland

## GT SprintX

### PRACTICE 2 - Friday 13th July 2018 - SECTOR ANALYSIS



SECTOR 1 = FL to I1, SECTOR 2 = I1 to I2, SECTOR 3 = I2 to FL, DIFF = Difference To Personal Best Lap, P = Crossed Finish Line in Pit Lane, D = Time Disallowed

5 - D1	27.200	24.375	154.4	20.763	1:12.338	98.03	0.891	15:56:55.782
6 - D1	26.834	24.320	154.1	20.592	1:11.746	98.84	0.299	15:58:07.528
7 - D1	26.847	24.329	155.0	20.542	1:11.718	98.88	0.271	15:59:19.246
8 - D1	26.791	<b>24.201</b>	155.0	20.505	1:11.497 (2)	99.19	0.050	16:00:30.743
9 - D1	28.554	26.682	131.2	21.951	1:17.187	91.88	5.740	16:01:47.930
10 - D1	<b>26.641</b>	24.408	154.7	<b>20.496</b>	1:11.545 (3)	99.12	0.098	16:02:59.475
11 - D1	26.841	25.300	154.1	20.719	1:12.860	97.33	1.413	16:04:12.335
<b>12 - D1</b>	26.675	24.250	154.4	20.522	<b>1:11.447 (1)</b>	<b>99.26</b>		<b>16:05:23.782</b>
13 - D1	28.292	24.393	154.4	IN PIT	1:33.896 P	75.53	22.449	16:06:57.678
14 - D1	OUTLAP	24.720	154.1	IN PIT	1:38.323 P	72.12	26.876	16:08:36.001
15 - D2	OUTLAP	24.374	154.7	21.066	2:06.816	55.92	55.369	16:10:42.817
16 - D2	27.302	24.516	154.4	20.915	1:12.733	97.50	1.286	16:11:55.550
17 - D2	26.834	24.246	154.7	20.877	1:11.957	98.55	0.510	16:13:07.507
18 - D2	27.287	24.370	154.1	21.020	1:12.677	97.58	1.230	16:14:20.184
19 - D2	27.048	24.304	154.4	20.775	1:12.127	98.32	0.680	16:15:32.311
20 - D2	26.861	24.415	155.3	20.602	1:11.878	98.66	0.431	16:16:44.189
21 - D2	26.777	24.296	154.4	21.002	1:12.075	98.39	0.628	16:17:56.264
22 - D2	27.109	24.688	149.4	IN PIT	1:31.767 P	77.28	20.320	16:19:28.031
23 - D1	OUTLAP	25.464	153.8	21.255	2:13.314	53.19	1:01.867	16:21:41.345
24 - D1	28.502	24.620	154.1	IN PIT	1:32.448 P	76.71	21.001	16:23:13.793
25 - D2	OUTLAP	24.404	150.7	22.099	2:05.845	56.35	54.398	16:25:19.638
26 - D2	26.938	24.252	153.8	20.951	1:12.141	98.30	0.694	16:26:31.779
27 - D2	27.013	24.335	154.4	IN PIT	1:31.173 P	77.78	19.726	16:28:02.952
28 - D2	OUTLAP	24.409	141.4	IN PIT	3:00.933 P	39.19	1:49.486	16:31:03.885
29 - D1	OUTLAP	24.452	153.8	20.760	2:10.984	54.14	59.537	16:33:14.869
30 - D1	27.063	24.369	154.4	20.636	1:12.068	98.40	0.621	16:34:26.937
31 - D1	26.998	24.344	155.0	20.558	1:11.900	98.63	0.453	16:35:38.837
32 - D1	27.444	24.585	<b>155.9</b>	21.304	1:13.333	96.70	1.886	16:36:52.170

#### P5 61 Pro/Pro R. Ferri Motorsport

Ferrari 488 GT3 - Ferrari of Ontario, Toronto, Alberta, Zekelman

IDEAL LAP TIME : 1:11.274

BEST LAP TIME : 1:11.449

DIFFERENCE : 0.175

D1: Toni VILANDER

D2: Miguel MOLINA

LAP	SECTOR 1	SECTOR 2	SECTOR 3	LAP TIME	MPH	DIFF	TIME OF DAY	
1 - D2	OUTLAP	25.555	150.2	22.079			15:47:55.351	
2 - D2	28.716	24.739	152.7	21.530	1:14.985	94.57	3.536	15:49:10.336
3 - D2	27.527	24.455	153.3	20.837	1:12.819	97.39	1.370	15:50:23.155
4 - D2	27.401	24.424	153.0	20.811	1:12.636	97.63	1.187	15:51:35.791
5 - D2	27.233	24.412	153.6	20.717	1:12.362	98.00	0.913	15:52:48.153
6 - D2	26.990	24.498	154.7	22.409	1:13.897	95.97	2.448	15:54:02.050
7 - D2	26.941	24.419	153.8	20.878	1:12.238	98.17	0.789	15:55:14.288
8 - D2	27.006	24.530	153.8	IN PIT	1:30.248 P	78.58	18.799	15:56:44.536
9 - D1	OUTLAP	24.477	150.7	21.494	2:06.614	56.01	55.165	15:58:51.150
10 - D1	26.832	24.446	153.8	20.498	1:11.776	98.80	0.327	16:00:02.926
11 - D1	26.837	24.457	153.8	20.507	1:11.801	98.77	0.352	16:01:14.727
<b>12 - D1</b>	<b>26.668</b>	24.304	153.8	20.477	<b>1:11.449 (1)</b>	<b>99.25</b>		<b>16:02:26.176</b>
13 - D1	26.891	24.445	153.8	20.848	1:12.184	98.24	0.735	16:03:38.360
14 - D1	26.800	24.288	153.8	<b>20.390</b>	1:11.478 (2)	99.21	0.029	16:04:49.838
15 - D1	28.745	24.672	153.6	IN PIT	1:32.702 P	76.50	21.253	16:06:22.540
16 - D2	OUTLAP	25.157	154.4	20.971	2:07.038	55.82	55.589	16:08:29.578
17 - D2	26.784	24.428	154.4	20.710	1:11.922	98.60	0.473	16:09:41.500
18 - D2	27.153	24.424	155.3	20.533	1:12.110	98.34	0.661	16:10:53.610
19 - D2	27.026	24.263	<b>155.6</b>	20.515	1:11.804	98.76	0.355	16:12:05.414
20 - D2	26.992	<b>24.216</b>	154.4	20.513	1:11.721 (3)	98.88	0.272	16:13:17.135
21 - D2	26.715	24.338	153.8	20.828	1:11.881	98.66	0.432	16:14:29.016
22 - D2	27.328	24.261	154.1	IN PIT	1:29.933 P	78.85	18.484	16:15:58.949
23 - D1	OUTLAP	24.417	154.1	20.635	2:04.258	57.07	52.809	16:18:03.207
24 - D1	26.854	24.484	153.8	20.438	1:11.776	98.80	0.327	16:19:14.983
25 - D1	26.809	24.427	153.8	IN PIT	1:30.689 P	78.20	19.240	16:20:45.672

Weather / Track : Sunny / Dry

Portland International Raceway

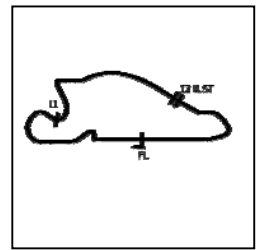
Circuit Length = 1.9700 miles

Start: 15:46 Flag 16:36 End: 16:37

# Grand Prix of Portland

## GT SprintX

### PRACTICE 2 - Friday 13th July 2018 - SECTOR ANALYSIS



SECTOR 1 = FL to I1, SECTOR 2 = I1 to I2, SECTOR 3 = I2 to FL, DIFF = Difference To Personal Best Lap, P = Crossed Finish Line in Pit Lane, D = Time Disallowed

<b>P6</b>		<b>9 Pro/Pro K-PAX Racing</b>			Bentley Continental GT3 - Opti-Coat			
IDEAL LAP TIME : 1:11.239		BEST LAP TIME : 1:11.452		DIFFERENCE : 0.213				
D1: Alvaro PARENTE		D2: Andy SOUCEK						
LAP	SECTOR 1	SECTOR 2		SECTOR 3	LAP TIME	MPH	DIFF	TIME OF DAY
1 - D1				IN PIT				15:47:10.699
2 - D1	OUTLAP	26.830	133.3	23.758	1:32.177	76.93	20.725	15:48:42.876
3 - D1	30.558	25.397	153.6	21.513	1:17.468	91.54	6.016	15:50:00.344
4 - D1	28.931	25.288	153.3	21.114	1:15.333	94.14	3.881	15:51:15.677
5 - D1	27.301	24.542	155.0	21.153	1:12.996	97.15	1.544	15:52:28.673
6 - D1	27.611	24.522	155.6	21.070	1:13.203	96.88	1.751	15:53:41.876
7 - D1	27.064	24.444	155.0	20.940	1:12.448	97.89	0.996	15:54:54.324
8 - D1	27.079	24.357	155.3	20.933	1:12.369	97.99	0.917	15:56:06.693
9 - D1	27.039	<b>24.311</b>	<b>155.9</b>	20.757	1:12.107	98.35	0.655	15:57:18.800
10 - D1	29.981	26.937	153.6	21.292	1:18.210	90.67	6.758	15:58:37.010
11 - D1	27.084	24.332	155.0	20.694	1:12.110	98.34	0.658	15:59:49.120
12 - D1	26.931	24.377	155.3	20.570	1:11.878	98.66	0.426	16:01:00.998
13 - D1	27.054	24.506	155.3	IN PIT	3:42.178	P 31.92	2:30.726	16:04:43.176
14 - D2	OUTLAP	24.685	155.0	21.623	1:22.574	85.88	11.122	16:06:05.750
15 - D2	27.296	24.634	155.0	20.976	1:12.906	97.27	1.454	16:07:18.656
16 - D2	26.936	24.434	<b>155.9</b>	20.714	1:12.084	98.38	0.632	16:08:30.740
17 - D2	26.824	24.822	155.0	20.905	1:12.551	97.75	1.099	16:09:43.291
18 - D2	28.178	31.284	117.4	22.646	1:22.108	86.37	10.656	16:11:05.399
19 - D2	26.850	24.341	155.3	20.579	1:11.770	98.81	0.318	16:12:17.169
20 - D2	26.740	24.408	155.6	20.559	1:11.707	98.90	0.255	16:13:28.876
21 - D2	26.694	24.429	155.6	20.517	1:11.640	98.99	0.188	16:14:40.516
<b>22 - D2</b>	26.701	24.337	<b>155.9</b>	<b>20.414</b>	<b>1:11.452 (1)</b>	<b>99.25</b>		<b>16:15:51.968</b>
23 - D2	26.715	24.448	<b>155.9</b>	20.643	1:11.806	98.76	0.354	16:17:03.774
24 - D2	31.854	26.043	153.0	21.185	1:19.082	89.67	7.630	16:18:22.856
25 - D2	26.573	24.397	155.6	20.562	1:11.532 (3)	99.14	0.080	16:19:34.388
26 - D2	30.761	24.966	155.3	IN PIT	2:18.888	P 51.06	1:07.436	16:21:53.276
27 - D2	OUTLAP	24.792	130.9	22.176	1:22.745	85.70	11.293	16:23:16.021
28 - D2	<b>26.514</b>	24.482	154.7	20.507	1:11.503 (2)	99.18	0.051	16:24:27.524
29 - D2	26.590	24.660	153.8	20.524	1:11.774	98.81	0.322	16:25:39.298
30 - D2	26.688	24.634	154.1	IN PIT	3:16.040	P 36.17	2:04.588	16:28:55.338
31 - D2	OUTLAP	24.677	155.0	IN PIT	2:23.050	P 49.57	1:11.598	16:31:18.388
32 - D2	OUTLAP	25.143	154.1	IN PIT	2:24.735	P 48.99	1:13.283	16:33:43.123
33 - D1	OUTLAP	30.693	131.6	21.494	1:26.971	81.54	15.519	16:35:10.094
34 - D1	27.056	24.459	155.0	20.646	1:12.161	98.28	0.709	16:36:22.255
35 - D1	26.969	24.392	155.6	20.539	1:11.900	98.63	0.448	16:37:34.155

<b>P7</b>		<b>31 Pro/Am TR3 Racing</b>			Ferrari 488 GT3 - Ferrari Of Vancouver			
IDEAL LAP TIME : 1:11.329		BEST LAP TIME : 1:11.547		DIFFERENCE : 0.218				
D1: Wei LU		D2: Jeff SEGAL						
LAP	SECTOR 1	SECTOR 2		SECTOR 3	LAP TIME	MPH	DIFF	TIME OF DAY
1 - D1				IN PIT				15:46:40.172
2 - D2	OUTLAP	24.986	151.6	21.424	1:22.225	86.25	10.678	15:48:02.397
3 - D2	28.078	24.757	144.9	22.664	1:15.499	93.93	3.952	15:49:17.896
4 - D2	27.060	24.593	153.3	20.864	1:12.517	97.79	0.970	15:50:30.413
5 - D2	27.079	24.437	153.6	21.092	1:12.608	97.67	1.061	15:51:43.021
6 - D2	27.110	24.407	153.8	IN PIT	2:17.742	P 51.48	1:06.195	15:54:00.763
7 - D1	OUTLAP	25.271	152.7	21.212	1:22.426	86.04	10.879	15:55:23.189
8 - D1	27.681	24.725	153.8	21.134	1:13.540	96.43	1.993	15:56:36.729
9 - D1	27.493	24.629	153.6	21.221	1:13.343	96.69	1.796	15:57:50.072
10 - D1	28.320	25.159	152.1	21.715	1:15.194	94.31	3.647	15:59:05.266
11 - D1	27.727	24.699	153.6	20.994	1:13.420	96.59	1.873	16:00:18.686
12 - D1	27.230	24.494	153.3	20.862	1:12.586	97.70	1.039	16:01:31.272
13 - D1	27.228	24.492	153.6	20.828	1:12.548	97.75	1.001	16:02:43.820

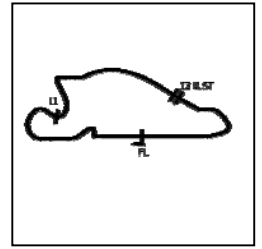
Weather / Track : Sunny / Dry

Portland International Raceway  
Circuit Length = 1.9700 miles  
Start: 15:46 Flag 16:36 End: 16:37

# Grand Prix of Portland

## GT SprintX

### PRACTICE 2 - Friday 13th July 2018 - SECTOR ANALYSIS



SECTOR 1 = FL to I1, SECTOR 2 = I1 to I2, SECTOR 3 = I2 to FL, DIFF = Difference To Personal Best Lap, P = Crossed Finish Line in Pit Lane, D = Time Disallowed

14 - D1	27.196	24.402	153.8	20.901	1:12.499	97.82	0.952	16:03:56.319
15 - D1	27.216	24.806	153.6	21.035	1:13.057	97.07	1.510	16:05:09.376
16 - D1	27.219	24.353	153.3	20.820	1:12.392	97.96	0.845	16:06:21.768
17 - D1	27.238	24.500	154.1	IN PIT	3:13.400	P 36.67	2:01.853	16:09:35.168
18 - D2	OUTLAP	29.449	151.6	20.946	1:34.439	75.09	22.892	16:11:09.607
19 - D2	27.066	24.254	<b>154.4</b>	20.904	1:12.224	98.19	0.677	16:12:21.831
20 - D2	27.210	24.342	153.8	IN PIT	3:20.352	P 35.39	2:08.805	16:15:42.183
21 - D2	OUTLAP	24.319	153.0	20.608	1:18.854	89.93	7.307	16:17:01.037
22 - D2	26.800	<b>24.248</b>	153.3	20.603	1:11.651	(2) 98.97	0.104	16:18:12.688
23 - D2	26.787	24.370	153.3	IN PIT	2:20.763	P 50.38	1:09.216	16:20:33.451
24 - D2	OUTLAP	24.439	153.3	<b>20.472</b>	1:19.832	88.83	8.285	16:21:53.283
<b>25 - D2</b>	<b>26.609</b>	24.407	153.6	20.531	<b>1:11.547</b>	(1) <b>99.12</b>		<b>16:23:04.830</b>
26 - D2	26.714	24.418	153.3	20.538	1:11.670	(3) 98.95	0.123	16:24:16.500
27 - D2	27.137	24.394	153.3	IN PIT	2:16.576	P 51.92	1:05.029	16:26:33.076
28 - D1	OUTLAP	24.535	153.6	21.046	1:19.847	88.81	8.300	16:27:52.923
29 - D1	27.696	24.540	153.6	20.901	1:13.137	96.96	1.590	16:29:06.060
30 - D1	27.041	24.508	153.8	43.491	1:35.040	74.62	23.493	16:30:41.100
31 - D1	27.790	24.457	153.6	20.923	1:13.170	96.92	1.623	16:31:54.270
32 - D1	27.056	24.538	153.6	21.023	1:12.617	97.66	1.070	16:33:06.887
33 - D1	27.621	24.769	153.6	IN PIT	2:23.683	P 49.35	1:12.136	16:35:30.570
34 - D2	OUTLAP	24.619	153.3	IN PIT	1:39.469	P 71.29	27.922	16:37:10.039

#### P8 07 Am Squadra Corse Garage Italia

Ferrari 488 GT3 - Hublot, Alpha Prime, Garage Italia, Ferrari Ft I

IDEAL LAP TIME : 1:11.626

BEST LAP TIME : 1:11.626

DIFFERENCE : 0.000

D1: Caeser BACARELLA D2: Martin FUENTES

LAP	SECTOR 1	SECTOR 2	SECTOR 3	LAP TIME	MPH	DIFF	TIME OF DAY	
1 - D1			IN PIT			P	15:47:36.668	
2 - D2	OUTLAP	26.334	143.3	22.694	1:28.884	79.78	17.258	15:49:05.552
3 - D2	29.091	25.162	149.4	21.935	1:16.188	93.08	4.562	15:50:21.740
4 - D2	28.125	26.991	152.1	21.324	1:16.440	92.77	4.814	15:51:38.180
5 - D2	27.628	24.690	153.6	20.882	1:13.200	96.88	1.574	15:52:51.380
6 - D2	27.324	24.637	154.4	20.887	1:12.848	97.35	1.222	15:54:04.228
7 - D2	27.308	24.467	153.8	20.982	1:12.757	97.47	1.131	15:55:16.985
8 - D2	27.461	24.767	154.1	20.729	1:12.957	97.20	1.331	15:56:29.942
9 - D2	27.136	24.585	153.0	20.766	1:12.487	97.83	0.861	15:57:42.429
10 - D2	27.220	24.533	154.1	20.967	1:12.720	97.52	1.094	15:58:55.149
11 - D2	29.173	24.990	153.3	IN PIT	4:27.907	P 26.47	3:16.281	16:03:23.056
12 - D2	OUTLAP	24.560	153.8	20.699	1:22.460	86.00	10.834	16:04:45.516
13 - D2	27.452	24.616	150.4	21.487	1:13.555	96.41	1.929	16:05:59.071
14 - D2	27.002	24.416	153.8	20.567	1:11.985	(2) 98.52	0.359	16:07:11.056
15 - D2	27.107	24.505	154.7	20.587	1:12.199	(3) 98.22	0.573	16:08:23.255
16 - D2	26.958	24.628	154.1	25.090	1:16.676	92.49	5.050	16:09:39.931
17 - D2	27.471	24.724	154.4	20.849	1:13.044	97.09	1.418	16:10:52.975
<b>18 - D2</b>	<b>26.914</b>	<b>24.311</b>	154.7	<b>20.401</b>	<b>1:11.626</b>	(1) <b>99.01</b>		<b>16:12:04.601</b>
19 - D2	29.033	24.524	<b>155.0</b>	IN PIT	2:41.160	P 44.00	1:29.534	16:14:45.761
20 - D1	OUTLAP	25.213	153.8	22.039	1:24.554	83.87	12.928	16:16:10.315
21 - D1	28.033	26.525	146.1	22.040	1:16.598	92.58	4.972	16:17:26.913
22 - D1	29.477	25.670	153.8	21.483	1:16.630	92.54	5.004	16:18:43.543
23 - D1	27.606	24.857	154.7	21.367	1:13.830	96.05	2.204	16:19:57.373
24 - D1	27.587	25.128	154.4	21.378	1:14.093	95.71	2.467	16:21:11.466
25 - D1	27.809	24.937	<b>155.0</b>	21.216	1:13.962	95.88	2.336	16:22:25.428
26 - D1	28.067	25.064	153.8	IN PIT	3:39.544	P 32.30	2:27.918	16:26:04.972
27 - D1	OUTLAP	25.713	151.6	22.408	1:25.026	83.40	13.400	16:27:29.998
28 - D1	28.894	27.231	152.7	21.394	1:17.519	91.48	5.893	16:28:47.517
29 - D1	28.356	25.237	153.0	21.386	1:14.979	94.58	3.353	16:30:02.496
30 - D1	27.707	24.857	154.4	20.856	1:13.420	96.59	1.794	16:31:15.916
31 - D1	27.344	24.498	154.7	20.793	1:12.635	97.63	1.009	16:32:28.551
32 - D1	29.568	27.056	153.6	21.141	1:17.765	91.19	6.139	16:33:46.316
33 - D1	27.477	24.544	154.7	20.797	1:12.818	97.39	1.192	16:34:59.134

Portland International Raceway

Circuit Length = 1.9700 miles

Start: 15:46 Flag 16:36 End: 16:37

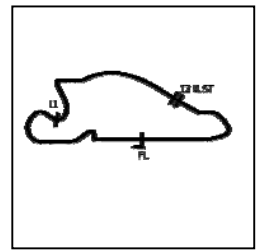
Weather / Track : Sunny / Dry



# Grand Prix of Portland

## GT SprintX

### PRACTICE 2 - Friday 13th July 2018 - SECTOR ANALYSIS



SECTOR 1 = FL to I1, SECTOR 2 = I1 to I2, SECTOR 3 = I2 to FL, DIFF = Difference To Personal Best Lap, P = Crossed Finish Line in Pit Lane, D = Time Disallowed

34 - D1	27.128	24.495	<b>155.0</b>	20.682	1:12.305	98.08	0.679	16:36:11.439
35 - D1	27.158	24.475	154.7	21.268	1:12.901	97.28	1.275	16:37:24.340

P9		3 Pro/Pro K-PAX Racing			Bentley Continental GT3 - Opti-Coat			
IDEAL LAP TIME : 1:11.589		BEST LAP TIME : 1:11.769			DIFFERENCE : 0.180			
D1: Rodrigo BAPTISTA		D2: Maxime SOULET						
LAP	SECTOR 1	SECTOR 2		SECTOR 3	LAP TIME	MPH	DIFF	TIME OF DAY
1 - D1	OUTLAP	25.173	152.1	21.517				15:48:00.501
2 - D1	29.211	24.815	153.8	20.927	1:14.953	94.61	3.184	15:49:15.454
3 - D1	27.596	24.669	153.6	21.064	1:13.329	96.71	1.560	15:50:28.783
4 - D1	27.374	24.589	154.1	IN PIT	1:32.400 P	76.75	20.631	15:52:01.183
5 - D1	OUTLAP	24.982	129.9	23.079	4:02.125	29.29	2:50.356	15:56:03.308
6 - D1	27.165	24.580	154.1	20.713	1:12.458	97.87	0.689	15:57:15.766
7 - D1	26.972	24.373	155.3	20.572	1:11.917 (2)	98.61	0.148	15:58:27.683
<b>8 - D1</b>	<b>26.798</b>	<b>24.475</b>	<b>155.0</b>	<b>20.496</b>	<b>1:11.769 (1)</b>	<b>98.81</b>		<b>15:59:39.452</b>
9 - D1	<b>26.743</b>	24.493	150.4	IN PIT	1:37.107 P	73.03	25.338	16:01:16.559
10 - D2	OUTLAP	24.589	154.7	20.930	3:50.271	30.79	2:38.502	16:05:06.830
11 - D2	26.871	24.470	154.7	20.753	1:12.094	98.37	0.325	16:06:18.924
12 - D2	26.983	24.682	155.0	20.704	1:12.369	97.99	0.600	16:07:31.293
13 - D2	26.941	24.670	<b>156.2</b>	IN PIT	1:32.208 P	76.91	20.439	16:09:03.501
14 - D2	OUTLAP	24.437	154.7	21.139	8:17.581	14.25	7:05.812	16:17:21.082
15 - D2	26.988	24.571	154.4	20.728	1:12.287	98.10	0.518	16:18:33.369
16 - D2	26.882	<b>24.350</b>	155.3	20.685	1:11.917 (2)	98.61	0.148	16:19:45.286
17 - D2	27.067	24.449	<b>156.2</b>	20.725	1:12.241	98.17	0.472	16:20:57.527
18 - D2	27.188	24.968	155.9	IN PIT	1:33.555 P	75.80	21.786	16:22:31.082
19 - D1	OUTLAP	24.717	155.6	IN PIT	2:33.840 P	46.09	1:22.071	16:25:04.922
20 - D1	OUTLAP	24.663	154.7	IN PIT	2:23.084 P	49.56	1:11.315	16:27:28.006
21 - D2	OUTLAP	24.970	153.3	IN PIT	2:23.477 P	49.42	1:11.708	16:29:51.483
22 - D1	OUTLAP	25.249	155.9	20.907	2:06.380	56.11	54.611	16:31:57.863
23 - D1	27.104	24.489	155.9	20.741	1:12.334	98.04	0.565	16:33:10.197
24 - D1	27.134	24.428	155.9	20.730	1:12.292	98.10	0.523	16:34:22.489
25 - D1	27.011	24.450	155.6	20.722	1:12.183	98.25	0.414	16:35:34.672
26 - D1	27.120	24.559	155.6	IN PIT	1:31.488 P	77.51	19.719	16:37:06.160

P10		55 Pro/Am Dream Racing Motorsport			Lamborghini Huracan GT3 - Ace 1, Dream Racing			
IDEAL LAP TIME : 1:11.897		BEST LAP TIME : 1:11.967			DIFFERENCE : 0.070			
D1: Yuki HARATA		D2: Alessandro BRESSAN						
LAP	SECTOR 1	SECTOR 2		SECTOR 3	LAP TIME	MPH	DIFF	TIME OF DAY
1 - D1				IN PIT				15:46:51.074
2 - D2	OUTLAP	26.461	141.1	22.337	1:29.333	79.38	17.366	15:48:20.407
3 - D2	27.844	24.662	154.4	20.970	1:13.476 (3)	96.52	1.509	15:49:33.883
4 - D2	27.333	24.501	154.7	20.952	1:12.786 (2)	97.43	0.819	15:50:46.669
5 - D2	27.181	24.554	155.3	IN PIT	2:33.855 P	46.09	1:21.888	15:53:20.524
6 - D2	OUTLAP	25.850	136.4	IN PIT	4:28.451 P	26.41	3:16.484	15:57:48.975
7 - D2	OUTLAP	25.342	150.4	21.891	1:26.989	81.52	15.022	15:59:15.964
8 - D2	27.704	24.843	154.4	21.039	1:13.586	96.37	1.619	16:00:29.550
<b>9 - D2</b>	<b>26.938</b>	<b>24.386</b>	<b>155.0</b>	<b>20.643</b>	<b>1:11.967 (1)</b>	<b>98.54</b>		<b>16:01:41.517</b>
10 - D2	27.057	<b>24.316</b>	<b>156.2</b>	IN PIT	2:29.491 P	47.44	1:17.524	16:04:11.008
11 - D1	OUTLAP	24.871	153.3	21.413	1:22.268	86.20	10.301	16:05:33.276
12 - D1	27.837	25.000	154.1	22.129	1:14.966	94.60	2.999	16:06:48.242
13 - D1	27.808	24.829	154.4	21.378	1:14.015	95.81	2.048	16:08:02.257
14 - D1	39.068	30.925	135.1	IN PIT	3:17.701 P	35.87	2:05.734	16:11:19.958
15 - D1	OUTLAP	24.859	154.4	21.675	1:22.261	86.21	10.294	16:12:42.219
16 - D1	28.125	24.891	154.4	21.318	1:14.334	95.40	2.367	16:13:56.553
17 - D1	27.842	24.631	154.7	21.270	1:13.743	96.17	1.776	16:15:10.296
18 - D1	27.693	25.852	140.1	IN PIT	2:23.370 P	49.46	1:11.403	16:17:33.666
19 - D2	OUTLAP	24.752	155.0	IN PIT	6:54.573 P	17.10	5:42.606	16:24:28.239

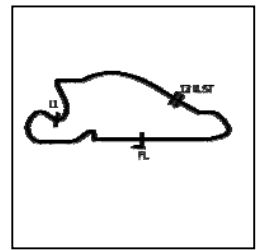
Weather / Track : Sunny / Dry

Portland International Raceway  
Circuit Length = 1.9700 miles  
Start: 15:46 Flag 16:36 End: 16:37

# Grand Prix of Portland

## GT SprintX

### PRACTICE 2 - Friday 13th July 2018 - SECTOR ANALYSIS



SECTOR 1 = FL to I1, SECTOR 2 = I1 to I2, SECTOR 3 = I2 to FL, DIFF = Difference To Personal Best Lap, P = Crossed Finish Line in Pit Lane, D = Time Disallowed

P11 47 Pro/Am PPM		Lamborghini Huracan GT3 - Torxen						
IDEAL LAP TIME : 1:12.493		BEST LAP TIME : 1:12.627		DIFFERENCE : 0.134				
D1: Patrick BYRNE		D2: Guy COSMO						
LAP	SECTOR 1	SECTOR 2		SECTOR 3	LAP TIME	MPH	DIFF	TIME OF DAY
1 - D1				IN PIT				15:46:58.925
2 - D2	OUTLAP	27.933	94.8	24.987	1:34.844	74.77	22.217	15:48:33.769
3 - D2	30.757	25.843	115.6	23.081	1:19.681	89.00	7.054	15:49:53.450
4 - D2	30.756	25.268	140.6	21.999	1:18.023	90.89	5.396	15:51:11.473
5 - D2	28.048	25.367	118.4	IN PIT	3:25.943	P 34.43	2:13.316	15:54:37.416
6 - D2	OUTLAP	24.932	151.8	21.630	1:21.615	86.89	8.988	15:55:59.031
7 - D2	27.756	24.691	153.6	21.200	1:13.647	96.29	1.020	15:57:12.678
8 - D2	27.618	<b>24.477</b>	<b>153.8</b>	21.108	1:13.203	96.88	0.576	15:58:25.881
9 - D2	27.145	24.527	153.6	21.015	1:12.687	(2) 97.56	0.060	15:59:38.568
<b>10 - D2</b>	<b>27.105</b>	24.611	153.6	<b>20.911</b>	<b>1:12.627</b>	(1) <b>97.64</b>		<b>16:00:51.195</b>
11 - D2	27.215	24.529	153.3	21.015	1:12.759	97.47	0.132	16:02:03.954
12 - D2	27.665	24.596	153.6	IN PIT	9:19.372	P 12.67	8:06.745	16:11:23.326
13 - D2	OUTLAP	24.713	152.1	21.391	1:22.429	86.03	9.802	16:12:45.755
14 - D2	27.195	24.662	153.3	21.049	1:12.906	97.27	0.279	16:13:58.661
15 - D2	27.119	24.593	153.3	20.982	1:12.694	(3) 97.55	0.067	16:15:11.355
16 - D2	27.369	24.654	153.0	IN PIT	3:04.352	P 38.46	1:51.725	16:18:15.707
17 - D1	OUTLAP	25.327	151.0	22.059	1:24.625	83.80	11.998	16:19:40.332
18 - D1	28.402	25.161	152.1	21.729	1:15.292	94.19	2.665	16:20:55.624
19 - D1	28.844	25.235	145.4	22.567	1:16.646	92.52	4.019	16:22:12.270
20 - D1	28.294	25.072	152.7	21.737	1:15.103	94.43	2.476	16:23:27.373
21 - D1	28.211	25.049	152.4	21.544	1:14.804	94.80	2.177	16:24:42.177
22 - D1	27.821	25.176	153.0	21.573	1:14.570	95.10	1.943	16:25:56.747
23 - D1	30.059	25.226	153.6	21.557	1:16.842	92.29	4.215	16:27:13.589
24 - D1	28.502	25.083	153.6	21.348	1:14.933	94.64	2.306	16:28:28.522
25 - D1	28.345	24.986	153.3	IN PIT	2:37.839	P 44.93	1:25.212	16:31:06.361
26 - D1	OUTLAP	24.808	152.4	21.630	1:21.709	86.79	9.082	16:32:28.070
27 - D1	27.833	24.956	153.0	21.425	1:14.214	95.56	1.587	16:33:42.284
28 - D1	27.800	24.839	152.4	21.595	1:14.234	95.53	1.607	16:34:56.518
29 - D1	27.913	24.895	152.7	IN PIT	2:52.735	P 41.05	1:40.108	16:37:49.253

P12 63 Am DXDT Racing		Mercedes AMG GT3 - Ace 1, Dream Racing						
IDEAL LAP TIME : 1:12.598		BEST LAP TIME : 1:12.677		DIFFERENCE : 0.079				
D1: David ASKEW								
LAP	SECTOR 1	SECTOR 2		SECTOR 3	LAP TIME	MPH	DIFF	TIME OF DAY
1 - D1				IN PIT				15:47:51.797
2 - D1	OUTLAP	25.784	146.4	22.562	1:30.042	78.76	17.365	15:49:21.839
3 - D1	28.317	25.291	151.0	IN PIT	2:29.649	P 47.39	1:16.972	15:51:51.488
4 - D1	OUTLAP	25.985	145.4	22.514	1:26.273	82.20	13.596	15:53:17.761
5 - D1	28.092	25.157	150.7	21.642	1:14.891	94.69	2.214	15:54:32.652
6 - D1	27.801	24.988	151.6	21.670	1:14.459	95.24	1.782	15:55:47.111
7 - D1	27.658	24.672	151.8	21.499	1:13.829	96.05	1.152	15:57:00.940
8 - D1	27.458	24.936	151.6	21.447	1:13.841	96.04	1.164	15:58:14.781
9 - D1	27.325	24.650	152.1	21.409	1:13.384	96.64	0.707	15:59:28.165
10 - D1	27.620	24.793	152.1	21.414	1:13.827	96.06	1.150	16:00:41.992
11 - D1	27.458	24.767	151.3	IN PIT	3:52.765	P 30.46	2:40.088	16:04:34.757
12 - D1	OUTLAP	24.879	150.7	22.105	1:24.631	83.79	11.954	16:05:59.388
13 - D1	27.691	24.526	152.4	21.096	1:13.313	96.73	0.636	16:07:12.701
<b>14 - D1</b>	<b>27.258</b>	24.555	152.4	<b>20.864</b>	<b>1:12.677</b>	(1) <b>97.58</b>		<b>16:08:25.378</b>
15 - D1	27.407	24.811	151.8	23.864	1:16.082	93.21	3.405	16:09:41.460
16 - D1	28.391	24.597	152.7	21.268	1:14.256	95.50	1.579	16:10:55.716
17 - D1	27.427	24.624	<b>153.0</b>	21.184	1:13.235	96.83	0.558	16:12:08.951
18 - D1	27.446	25.017	152.4	21.481	1:13.944	95.91	1.267	16:13:22.895
19 - D1	27.465	24.711	152.1	21.390	1:13.566	96.40	0.889	16:14:36.461

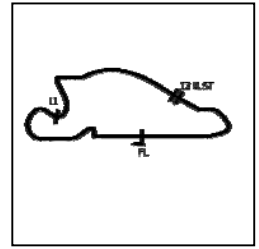
Weather / Track : Sunny / Dry

Portland International Raceway  
Circuit Length = 1.9700 miles  
Start: 15:46 Flag 16:36 End: 16:37

# Grand Prix of Portland

## GT SprintX

### PRACTICE 2 - Friday 13th July 2018 - SECTOR ANALYSIS



SECTOR 1 = FL to I1, SECTOR 2 = I1 to I2, SECTOR 3 = I2 to FL, DIFF = Difference To Personal Best Lap, P = Crossed Finish Line in Pit Lane, D = Time Disallowed

20 - D1	27.298	24.633	150.4	21.494	1:13.425	96.58	0.748	16:15:49.886
21 - D1	27.436	24.566	<b>153.0</b>	21.145	1:13.147 (2)	96.95	0.470	16:17:03.033
22 - D1	27.391	24.883	151.8	21.368	1:13.642	96.30	0.965	16:18:16.675
23 - D1	27.530	<b>24.476</b>	152.4	21.160	1:13.166	96.93	0.489	16:19:29.841
24 - D1	27.585	24.873	151.8	21.213	1:13.671	96.26	0.994	16:20:43.512
25 - D1	27.528	24.762	152.4	21.264	1:13.554	96.41	0.877	16:21:57.066
26 - D1	27.492	24.664	151.8	IN PIT	3:10.031	<b>P</b>	37.32	1:57.354 16:25:07.097
27 - D1	OUTLAP	26.083	124.6	IN PIT	2:08.570	<b>P</b>	55.16	55.893 16:27:15.667
28 - D1	OUTLAP	25.587	151.0	21.553	1:22.188	86.28	9.511	16:28:37.855
29 - D1	27.772	25.658	149.6	21.118	1:14.548	95.13	1.871	16:29:52.403
30 - D1	27.267	24.556	152.4	21.341	1:13.164 (3)	96.93	0.487	16:31:05.567
31 - D1	27.409	24.665	151.0	21.445	1:13.519	96.46	0.842	16:32:19.086
32 - D1	27.750	24.896	151.8	21.224	1:13.870	96.00	1.193	16:33:32.956

#### P13 87 Am Vital Speed Motorsports

Ferrari 488 GT3 - Vital Speed Motorsports

IDEAL LAP TIME : 1:13.474 BEST LAP TIME : 1:13.575

DIFFERENCE : 0.101

D1: Rich BAEK D2: Trevor BAEK

LAP	SECTOR 1	SECTOR 2	SECTOR 3	LAP TIME	MPH	DIFF	TIME OF DAY
1 - D2	OUTLAP	26.869	149.6	23.531			15:48:39.843
2 - D2	30.337	26.463	151.3	22.666	1:19.466	89.24	5.891 15:49:59.309
3 - D2	31.119	25.601	152.4	22.183	1:18.903	89.88	5.328 15:51:18.212
4 - D2	28.793	25.241	152.7	22.004	1:16.038	93.26	2.463 15:52:34.250
5 - D2	34.057	29.791	114.0	IN PIT	12:36.586	<b>P</b>	9.37 11:23.011 16:05:10.836
6 - D1	OUTLAP	26.385	151.6	22.861	1:26.486	82.00	12.911 16:06:37.322
7 - D1	29.416	25.466	153.8	21.865	1:16.747	92.40	3.172 16:07:54.069
8 - D1	27.845	25.015	154.1	21.549	1:14.409	95.31	0.834 16:09:08.478
9 - D1	28.183	25.159	154.4	21.812	1:15.154	94.36	1.579 16:10:23.632
10 - D1	27.583	24.853	<b>155.3</b>	21.456	1:13.892	95.97	0.317 16:11:37.524
11 - D1	<b>27.450</b>	25.030	<b>155.3</b>	21.587	1:14.067	95.75	0.492 16:12:51.591
12 - D1	27.527	24.842	<b>155.3</b>	21.423	1:13.792 (2)	96.10	0.217 16:14:05.383
13 - D1	27.661	24.830	155.0	<b>21.312</b>	1:13.803 (3)	96.09	0.228 16:15:19.186
14 - D1	36.686	25.634	154.4	IN PIT	3:19.969	<b>P</b>	35.46 2:06.394 16:18:39.155
15 - D1	OUTLAP	25.335	153.0	21.985	1:23.343	85.09	9.768 16:20:02.498
16 - D1	28.160	25.540	155.0	21.782	1:15.482	93.95	1.907 16:21:17.980
17 - D1	29.471	25.134	153.0	22.066	1:16.671	92.49	3.096 16:22:34.651
18 - D1	28.125	25.103	154.7	IN PIT	3:15.620	<b>P</b>	36.25 2:02.045 16:25:50.271
19 - D1	OUTLAP	25.172	154.1	21.610	1:22.551	85.91	8.976 16:27:12.822
20 - D1	27.764	25.072	155.0	21.548	1:14.384	95.34	0.809 16:28:27.206
<b>21 - D1</b>	27.515	24.748	154.4	<b>21.312</b>	<b>1:13.575 (1)</b>	<b>96.39</b>	<b>16:29:40.781</b>
22 - D1	27.709	24.786	155.0	21.363	1:13.858	96.02	0.283 16:30:54.639
23 - D1	27.689	24.806	<b>155.3</b>	<b>21.312</b>	1:13.807	96.08	0.232 16:32:08.446
24 - D1	27.764	25.195	155.0	21.395	1:14.354	95.38	0.779 16:33:22.800
25 - D1	27.903	24.881	154.4	21.997	1:14.781	94.83	1.206 16:34:37.581

#### P14 27 Dream Racing Motorsport

Lamborghini Huracan Super Trofeo - 1st Phorm, Dream Racing

IDEAL LAP TIME : 1:14.676

BEST LAP TIME : 1:15.018

DIFFERENCE : 0.342

D1: Ryan HARDWICK

LAP	SECTOR 1	SECTOR 2	SECTOR 3	LAP TIME	MPH	DIFF	TIME OF DAY
1 - D1			IN PIT		<b>P</b>		15:47:06.219
2 - D1	OUTLAP	28.104	129.3	24.091	1:40.598	70.49	25.580 15:48:46.817
3 - D1	30.049	26.044	149.6	22.391	1:18.484	90.36	3.466 15:50:05.301
4 - D1	29.385	25.652	149.6	22.364	1:17.401	91.62	2.383 15:51:22.702
5 - D1	29.117	25.854	149.9	22.089	1:17.060	92.03	2.042 15:52:39.762
6 - D1	29.077	26.125	149.6	22.261	1:17.463	91.55	2.445 15:53:57.225
7 - D1	29.305	25.710	149.4	22.237	1:17.252	91.80	2.234 15:55:14.477
8 - D1	29.652	26.451	150.2	22.172	1:18.275	90.60	3.257 15:56:32.752
9 - D1	28.827	25.581	149.6	22.036	1:16.444	92.77	1.426 15:57:49.196
10 - D1	28.557	25.551	149.9	21.915	1:16.023	93.28	1.005 15:59:05.219

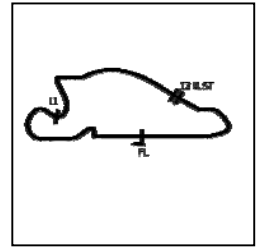
Weather / Track : Sunny / Dry

Portland International Raceway  
Circuit Length = 1.9700 miles  
Start: 15:46 Flag 16:36 End: 16:37

# Grand Prix of Portland

## GT SprintX

### PRACTICE 2 - Friday 13th July 2018 - SECTOR ANALYSIS



SECTOR 1 = FL to I1, SECTOR 2 = I1 to I2, SECTOR 3 = I2 to FL, DIFF = Difference To Personal Best Lap, P = Crossed Finish Line in Pit Lane, D = Time Disallowed

11 - D1	30.554	25.476	150.4	IN PIT	5:33.943	P	21.23	4:18.925	16:04:39.162
12 - D1	OUTLAP	27.964	148.3	23.362	1:30.549		78.32	15.531	16:06:09.711
13 - D1	30.032	25.696	150.2	22.008	1:17.736		91.23	2.718	16:07:27.447
14 - D1	29.002	25.579	149.9	21.855	1:16.436		92.78	1.418	16:08:43.883
15 - D1	28.817	25.498	149.6	21.924	1:16.239		93.02	1.221	16:10:00.122
16 - D1	28.794	25.460	<b>150.7</b>	22.334	1:16.588		92.59	1.570	16:11:16.710
17 - D1	28.388	25.315	149.9	21.727	1:15.430		94.02	0.412	16:12:32.140
18 - D1	28.489	25.503	149.9	21.743	1:15.735		93.64	0.717	16:13:47.875
19 - D1	28.505	25.484	149.9	21.723	1:15.712		93.67	0.694	16:15:03.587
20 - D1	28.873	25.588	149.9	IN PIT	2:22.746	P	49.68	1:07.728	16:17:26.333
21 - D1	OUTLAP	25.399	149.9	21.709	1:23.386		85.05	8.368	16:18:49.719
22 - D1	28.441	<b>25.175</b>	150.4	21.638	1:15.254	(3)	94.24	0.236	16:20:04.973
23 - D1	29.259	25.950	150.2	IN PIT	3:27.056	P	34.25	2:12.038	16:23:32.029
24 - D1	OUTLAP	26.165	149.4	22.309	1:25.468		82.97	10.450	16:24:57.497
25 - D1	28.647	25.959	149.4	21.897	1:16.503		92.70	1.485	16:26:14.000
26 - D1	28.380	30.217	114.5	23.428	1:22.025		86.46	7.007	16:27:36.025
27 - D1	28.060	25.458	150.2	<b>21.516</b>	1:15.034	(2)	94.51	0.016	16:28:51.059
<b>28 - D1</b>	<b>27.985</b>	25.491	149.9	21.542	<b>1:15.018</b>	(1)	<b>94.53</b>		<b>16:30:06.077</b>
29 - D1	28.763	30.124	141.4	IN PIT	7:19.202	P	16.14	6:04.184	16:37:25.279



# Grand Prix of Portland

## GT SprintX

### PRACTICE 2 - Friday 13th July 2018 - BEST SPEEDS

INTERMEDIATE 1				INTERMEDIATE 2			FINISH LINE		
POS	NO	NAME	MPH	NO	NAME	MPH	NO	NAME	MPH
1				3	K-PAX Racing	156.2			
2				55	Dream Racing Motorsport	156.2			
3				24	Alegra Motorsports	155.9			
4				9	K-PAX Racing	155.9			
5				61	R. Ferri Motorsport	155.6			
6				87	Vital Speed Motorsports	155.3			
7				07	Squadra Corse Garage Italia	155.0			
8				96	Pfaff Motorsports	154.4			
9				31	TR3 Racing	154.4			
10				19	TruSpeed AutoSport	153.8			
11				47	PPM	153.8			
12				63	DXDT Racing	153.0			
13				2	CRP Racing	152.7			
14				27	Dream Racing Motorsport	150.7			

Weather / Track : Sunny / Dry

Results can be found at [www.tsl-timing.com](http://www.tsl-timing.com)

Portland International Raceway  
Circuit Length = 1.9700 miles  
Start: 15:46 Flag 16:36 End: 16:37

Printed - 16:46 Friday, July 13, 2018

# Grand Prix of Portland

## GT SprintX

### PRACTICE 2 - Friday 13th July 2018 - PIT STOP ANALYSIS

<b>P1</b>	<b>96 Pro/Pro</b>	<b>Pfaff Motorsports</b>	<b>Porsche 911 GT3 R (991)</b>				
D1: Wolf HENZLER	Total Stint: 16 Laps - 20:46.083 (41.92%)		Best Lap: 1:11.881 On Lap 33 @ 98.66 mph				
D2: Scott HARGROVE	Total Stint: 17 Laps - 26:41.469 (53.87%)		Best Lap: 1:11.300 On Lap 20 @ 99.46 mph				

STOP	IN TIME	DRIVER IN	STINT TIME	STOP TIME	TOTAL STOP TIME	OUT TIME	DRIVER OUT
1 -	15:57:22.101	Scott HARGROVE	9:59.974	1:12.170	1:12.170	15:58:34.271	Wolf HENZLER
2 -	16:08:16.139	Wolf HENZLER	9:41.868	1:12.004	2:24.174	16:09:28.143	Scott HARGROVE
3 -	16:15:55.937	Scott HARGROVE	6:27.794	1:12.677	3:36.851	16:17:08.614	Wolf HENZLER
4 -	16:22:05.225	Wolf HENZLER	4:56.611	1:11.310	4:48.161	16:23:16.535	Scott HARGROVE
5 -	16:25:43.762	Scott HARGROVE	2:27.227	28.595	5:16.756	16:26:12.357	Scott HARGROVE
6 -	16:29:51.695	Scott HARGROVE	3:39.338	1:42.289	6:59.045	16:31:33.984	Wolf HENZLER
7 -	16:36:31.462	Wolf HENZLER					

<b>P2</b>	<b>2 Pro/Pro</b>	<b>CRP Racing</b>	<b>Mercedes-AMG GT3</b>				
D1: Daniel MORAD	Total Stint: 9 Laps - 13:08.038 (26.33%)		Best Lap: 1:11.304 On Lap 23 @ 99.46 mph				
D2: Matt BRABHAM	Total Stint: 15 Laps - 20:48.486 (41.72%)		Best Lap: 1:12.889 On Lap 13 @ 97.29 mph				

STOP	IN TIME	DRIVER IN	STINT TIME	STOP TIME	TOTAL STOP TIME	OUT TIME	DRIVER OUT
1 -	15:59:12.807	Matt BRABHAM	11:24.229	3:59.809	3:59.809	16:03:12.616	Matt BRABHAM
2 -	16:10:31.802	Matt BRABHAM	7:19.186	2:14.373	6:14.182	16:12:46.175	Daniel MORAD
3 -	16:16:31.569	Daniel MORAD	3:45.394	2:18.271	8:32.453	16:18:49.840	Daniel MORAD
4 -	16:25:16.989	Daniel MORAD	6:27.149	9:28.467	18:00.920	16:34:45.456	Daniel MORAD
5 -	16:35:58.198	Daniel MORAD					

<b>P3</b>	<b>19 Pro/Am</b>	<b>TruSpeed AutoSport</b>	<b>Audi R8 LMS</b>				
D1: Parker CHASE	Total Stint: 16 Laps - 21:10.282 (42.57%)		Best Lap: 1:11.386 On Lap 33 @ 99.34 mph				
D2: Ryan DALZIEL	Total Stint: 16 Laps - 20:53.906 (42.02%)		Best Lap: 1:11.880 On Lap 16 @ 98.66 mph				

STOP	IN TIME	DRIVER IN	STINT TIME	STOP TIME	TOTAL STOP TIME	OUT TIME	DRIVER OUT
1 -	15:49:39.725	Ryan DALZIEL	2:53.345	1:13.777	1:13.777	15:50:53.502	Ryan DALZIEL
2 -	15:59:24.858	Ryan DALZIEL	8:31.356	3:04.796	4:18.573	16:02:29.654	Ryan DALZIEL
3 -	16:07:20.296	Ryan DALZIEL	4:50.642	1:32.789	5:51.362	16:08:53.085	Ryan DALZIEL
4 -	16:12:28.439	Ryan DALZIEL	3:35.354	1:13.205	7:04.567	16:13:41.644	Parker CHASE
5 -	16:22:09.543	Parker CHASE	8:27.899	1:14.273	8:18.840	16:23:23.816	Parker CHASE
6 -	16:28:37.899	Parker CHASE	5:14.083	1:43.857	10:02.697	16:30:21.756	Parker CHASE
7 -	16:37:50.056	Parker CHASE					

<b>P4</b>	<b>24 Pro/Pro</b>	<b>Alegra Motorsports</b>	<b>Porsche 911 GT3 R (991)</b>				
D1: Michael CHRISTENSEN	Total Stint: 18 Laps - 24:32.090 (49.96%)		Best Lap: 1:11.447 On Lap 12 @ 99.26 mph				
D2: Spencer PUMPELLY	Total Stint: 13 Laps - 21:04.484 (42.91%)		Best Lap: 1:11.878 On Lap 20 @ 98.66 mph				

STOP	IN TIME	DRIVER IN	STINT TIME	STOP TIME	TOTAL STOP TIME	OUT TIME	DRIVER OUT
1 -	15:50:23.166	Spencer PUMPELLY	2:37.529	1:35.028	1:35.028	15:51:58.194	Michael CHRISTENSEN
2 -	15:53:15.224	Michael CHRISTENSEN	1:17.030	1:12.878	2:47.906	15:54:28.102	Michael CHRISTENSEN
3 -	16:06:34.486	Michael CHRISTENSEN	12:06.384	27.699	3:15.605	16:07:02.185	Michael CHRISTENSEN
4 -	16:08:12.726	Michael CHRISTENSEN	1:10.541	1:12.886	4:28.491	16:09:25.612	Spencer PUMPELLY
5 -	16:19:04.681	Spencer PUMPELLY	9:39.069	1:12.627	5:41.118	16:20:17.308	Michael CHRISTENSEN
6 -	16:22:50.543	Michael CHRISTENSEN	2:33.235	1:12.733	6:53.851	16:24:03.276	Spencer PUMPELLY
7 -	16:27:39.675	Spencer PUMPELLY	3:36.399	1:49.382	8:43.233	16:29:29.057	Spencer PUMPELLY
8 -	16:30:40.441	Spencer PUMPELLY	1:11.384	1:12.448	9:55.681	16:31:52.889	Michael CHRISTENSEN
-	Finish	Michael CHRISTENSEN	4:59.281				

<b>P5</b>	<b>61 Pro/Pro</b>	<b>R. Ferri Motorsport</b>	<b>Ferrari 488 GT3</b>				
D1: Toni VILANDER	Total Stint: 10 Laps - 13:12.896 (38.66%)		Best Lap: 1:11.449 On Lap 12 @ 99.25 mph				
D2: Miguel MOLINA	Total Stint: 14 Laps - 20:35.077 (60.22%)		Best Lap: 1:11.721 On Lap 20 @ 98.88 mph				

STOP	IN TIME	DRIVER IN	STINT TIME	STOP TIME	TOTAL STOP TIME	OUT TIME	DRIVER OUT
1 -	15:56:21.555	Miguel MOLINA	9:46.685	1:12.603	1:12.603	15:57:34.158	Toni VILANDER
2 -	16:05:59.736	Toni VILANDER	8:25.578	1:13.045	2:25.648	16:07:12.781	Miguel MOLINA
3 -	16:15:36.121	Miguel MOLINA	8:23.340	1:12.449	3:38.097	16:16:48.570	Toni VILANDER
4 -	16:20:22.843	Toni VILANDER					

Weather / Track : Sunny / Dry

Portland International Raceway  
 Circuit Length = 1.9700 miles  
 Start: 15:46 Flag 16:36 End: 16:37

# Grand Prix of Portland

## GT SprintX

### PRACTICE 2 - Friday 13th July 2018 - PIT STOP ANALYSIS

<b>P6</b>	<b>9 Pro/Pro</b>	<b>K-PAX Racing</b>	<b>Bentley Continental GT3</b>				
D1: Alvaro PARENTE	Total Stint: 15 Laps - 21:18.362 (42.28%)		Best Lap: 1:11.878 On Lap 12 @ 98.66 mph				
D2: Andy SOUCEK	Total Stint: 19 Laps - 24:23.603 (48.41%)		Best Lap: 1:11.452 On Lap 22 @ 99.25 mph				

STOP	IN TIME	DRIVER IN	STINT TIME	STOP TIME	TOTAL STOP TIME	OUT TIME	DRIVER OUT
1 -	16:02:10.230	Alvaro PARENTE	14:59.531	2:37.144	2:37.144	16:04:47.374	Andy SOUCEK
2 -	16:20:46.280	Andy SOUCEK	15:58.906	1:11.536	3:48.680	16:21:57.816	Andy SOUCEK
3 -	16:26:46.425	Andy SOUCEK	4:48.609	2:13.538	6:02.218	16:28:59.963	Andy SOUCEK
4 -	16:30:11.518	Andy SOUCEK	1:11.555	1:11.639	7:13.857	16:31:23.157	Andy SOUCEK
5 -	16:32:35.172	Andy SOUCEK	1:12.015	1:12.518	8:26.375	16:33:47.690	Alvaro PARENTE
-	Finish	Alvaro PARENTE	3:46.465				

<b>P7</b>	<b>31 Pro/Am</b>	<b>TR3 Racing</b>	<b>Ferrari 488 GT3</b>				
D1: Wei LU	Total Stint: 17 Laps - 24:23.152 (48.29%)		Best Lap: 1:12.392 On Lap 16 @ 97.96 mph				
D2: Jeff SEGAL	Total Stint: 16 Laps - 22:12.799 (43.99%)		Best Lap: 1:11.547 On Lap 25 @ 99.12 mph				

STOP	IN TIME	DRIVER IN	STINT TIME	STOP TIME	TOTAL STOP TIME	OUT TIME	DRIVER OUT
1 -	15:52:49.681	Jeff SEGAL	6:09.509	1:15.483	1:15.483	15:54:05.164	Wei LU
2 -	16:07:30.814	Wei LU	13:25.650	2:08.805	3:24.288	16:09:39.619	Jeff SEGAL
3 -	16:13:29.250	Jeff SEGAL	3:49.631	2:17.390	5:41.678	16:15:46.640	Jeff SEGAL
4 -	16:19:19.181	Jeff SEGAL	3:32.541	1:18.724	7:00.402	16:20:37.905	Jeff SEGAL
5 -	16:25:23.498	Jeff SEGAL	4:45.593	1:13.924	8:14.326	16:26:37.422	Wei LU
6 -	16:34:16.311	Wei LU	7:38.889	1:18.729	9:33.055	16:35:35.040	Jeff SEGAL
7 -	16:36:46.810	Jeff SEGAL					

<b>P8</b>	<b>07 Am</b>	<b>Squadra Corse Garage Italia</b>	<b>Ferrari 488 GT3</b>				
D1: Caesar BACARELLA	Total Stint: 16 Laps - 20:00.018 (40.17%)		Best Lap: 1:12.305 On Lap 34 @ 98.08 mph				
D2: Martin FUENTES	Total Stint: 18 Laps - 23:49.167 (47.84%)		Best Lap: 1:11.626 On Lap 18 @ 99.01 mph				

STOP	IN TIME	DRIVER IN	STINT TIME	STOP TIME	TOTAL STOP TIME	OUT TIME	DRIVER OUT
1 -	16:00:07.676	Martin FUENTES	12:31.008	3:19.850	3:19.850	16:03:27.526	Martin FUENTES
2 -	16:13:15.031	Martin FUENTES	9:47.505	1:35.193	4:55.043	16:14:50.224	Caesar BACARELLA
3 -	16:23:35.126	Caesar BACARELLA	8:44.902	2:34.098	7:29.141	16:26:09.224	Caesar BACARELLA
-	Finish	Caesar BACARELLA	11:15.116				

<b>P9</b>	<b>3 Pro/Pro</b>	<b>K-PAX Racing</b>	<b>Bentley Continental GT3</b>				
D1: Rodrigo BAPTISTA	Total Stint: 15 Laps - 24:07.901 (47.85%)		Best Lap: 1:11.769 On Lap 8 @ 98.81 mph				
D2: Maxime SOULET	Total Stint: 10 Laps - 14:30.689 (28.77%)		Best Lap: 1:11.917 On Lap 16 @ 98.61 mph				

STOP	IN TIME	DRIVER IN	STINT TIME	STOP TIME	TOTAL STOP TIME	OUT TIME	DRIVER OUT
1 -	15:51:36.486	Rodrigo BAPTISTA	4:56.207	3:08.325	3:08.325	15:54:44.811	Rodrigo BAPTISTA
2 -	16:00:51.158	Rodrigo BAPTISTA	6:06.347	3:00.262	6:08.587	16:03:51.420	Maxime SOULET
3 -	16:08:39.196	Maxime SOULET	4:47.776	7:26.821	13:35.408	16:16:06.017	Maxime SOULET
4 -	16:22:06.724	Maxime SOULET	6:00.707	1:17.877	14:53.285	16:23:24.601	Rodrigo BAPTISTA
5 -	16:24:39.692	Rodrigo BAPTISTA	1:15.091	1:12.145	16:05.430	16:25:51.837	Rodrigo BAPTISTA
6 -	16:27:02.991	Rodrigo BAPTISTA	1:11.154	1:11.829	17:17.259	16:28:14.820	Maxime SOULET
7 -	16:29:26.854	Maxime SOULET	1:12.034	1:12.295	18:29.554	16:30:39.149	Rodrigo BAPTISTA
8 -	16:36:42.235	Rodrigo BAPTISTA					

<b>P10</b>	<b>55 Pro/Am</b>	<b>Dream Racing Motorsport</b>	<b>Lamborghini Huracan GT3</b>				
D1: Yuki HARATA	Total Stint: 8 Laps - 11:28.231 (30.49%)		Best Lap: 1:13.743 On Lap 17 @ 96.17 mph				
D2: Alessandro BRESSAN	Total Stint: 10 Laps - 13:47.664 (36.67%)		Best Lap: 1:11.967 On Lap 9 @ 98.54 mph				

STOP	IN TIME	DRIVER IN	STINT TIME	STOP TIME	TOTAL STOP TIME	OUT TIME	DRIVER OUT
1 -	15:51:54.441	Alessandro BRESSAN	5:03.367	1:30.523	1:30.523	15:53:24.964	Alessandro BRESSAN
2 -	15:54:43.477	Alessandro BRESSAN	1:18.513	3:09.931	4:40.454	15:57:53.408	Alessandro BRESSAN
3 -	16:02:49.202	Alessandro BRESSAN	4:55.794	1:26.239	6:06.693	16:04:15.441	Yuki HARATA
4 -	16:09:29.962	Yuki HARATA	5:14.521	1:54.404	8:01.097	16:11:24.366	Yuki HARATA
5 -	16:16:20.892	Yuki HARATA	4:56.526	1:17.184	9:18.281	16:17:38.076	Alessandro BRESSAN
6 -	16:18:50.683	Alessandro BRESSAN					

Portland International Raceway  
 Circuit Length = 1.9700 miles  
 Start: 15:46 Flag 16:36 End: 16:37

Weather / Track : Sunny / Dry



# Grand Prix of Portland

## GT SprintX

### PRACTICE 2 - Friday 13th July 2018 - PIT STOP ANALYSIS

<b>P11</b>	<b>47 Pro/Am</b>	<b>PPM</b>						<b>Lamborghini Huracan GT3</b>
D1: Patrick BYRNE		Total Stint: 13 Laps - 17:57.319 (35.32%)						Best Lap: 1:14.214 On Lap 27 @ 95.56 mph
D2: Guy COSMO		Total Stint: 15 Laps - 20:38.331 (40.6%)						Best Lap: 1:12.627 On Lap 10 @ 97.64 mph

STOP	IN TIME	DRIVER IN	STINT TIME	STOP TIME	TOTAL STOP TIME	OUT TIME	DRIVER OUT
1 -	15:52:23.511	Guy COSMO	5:24.586	2:18.456	2:18.456	15:54:41.967	Guy COSMO
2 -	16:03:12.540	Guy COSMO	8:30.573	8:15.432	10:33.888	16:11:27.972	Guy COSMO
3 -	16:16:19.344	Guy COSMO	4:51.372	2:01.003	12:34.891	16:18:20.347	Patrick BYRNE
4 -	16:29:39.416	Patrick BYRNE	11:19.069	1:31.587	14:06.478	16:31:11.003	Patrick BYRNE
5 -	16:36:06.867	Patrick BYRNE					

<b>P12</b>	<b>63 Am</b>	<b>DXDT Racing</b>						<b>Mercedes AMG GT3</b>
D1: David ASKEW		Total Stint: 31 Laps - 39:34.521 (86.62%)						Best Lap: 1:12.677 On Lap 14 @ 97.58 mph

STOP	IN TIME	DRIVER IN	STINT TIME	STOP TIME	TOTAL STOP TIME	OUT TIME	DRIVER OUT
1 -	15:50:32.277	David ASKEW	2:40.480	1:23.801	1:23.801	15:51:56.078	David ASKEW
2 -	16:01:50.877	David ASKEW	9:54.799	2:48.465	4:12.266	16:04:39.342	David ASKEW
3 -	16:23:04.886	David ASKEW	18:25.544	2:06.763	6:19.029	16:25:11.649	David ASKEW
4 -	16:26:28.614	David ASKEW	1:16.965	51.612	7:10.641	16:27:20.226	David ASKEW
5 -	16:34:41.544	David ASKEW					

<b>P13</b>	<b>87 Am</b>	<b>Vital Speed Motorsports</b>						<b>Ferrari 488 GT3</b>
D1: Rich BAEK		Total Stint: 20 Laps - 26:16.647 (55.36%)						Best Lap: 1:13.575 On Lap 21 @ 96.39 mph
D2: Trevor BAEK		Total Stint: 4 Laps - 18:01.135 (37.96%)						Best Lap: 1:16.038 On Lap 4 @ 93.26 mph

STOP	IN TIME	DRIVER IN	STINT TIME	STOP TIME	TOTAL STOP TIME	OUT TIME	DRIVER OUT
1 -	15:54:01.128	Trevor BAEK	6:51.427	11:14.175	11:14.175	16:05:15.303	Rich BAEK
2 -	16:16:39.086	Rich BAEK	11:23.783	2:04.520	13:18.695	16:18:43.606	Rich BAEK
3 -	16:23:44.823	Rich BAEK	5:01.217	2:09.903	15:28.598	16:25:54.726	Rich BAEK
4 -	16:35:46.373	Rich BAEK					

<b>P14</b>	<b>27</b>	<b>Dream Racing Motorsport</b>						<b>Lamborghini Huracan Super Trofeo</b>
D1: Ryan HARDWICK		Total Stint: 28 Laps - 42:14.735 (83.96%)						Best Lap: 1:15.018 On Lap 28 @ 94.53 mph

STOP	IN TIME	DRIVER IN	STINT TIME	STOP TIME	TOTAL STOP TIME	OUT TIME	DRIVER OUT
1 -	16:00:19.489	Ryan HARDWICK	13:13.270	4:24.302	4:24.302	16:04:43.791	Ryan HARDWICK
2 -	16:16:16.183	Ryan HARDWICK	11:32.392	1:14.797	5:39.099	16:17:30.980	Ryan HARDWICK
3 -	16:21:18.218	Ryan HARDWICK	3:47.238	2:18.462	7:57.561	16:23:36.680	Ryan HARDWICK
4 -	16:31:23.096	Ryan HARDWICK					

# Grand Prix of Portland

## GT SprintX

### PRACTICE 2 - Friday 13th July 2018 - DRIVER STATISTICS

POS	NO	CL	PIC	TEAM / DRIVERS	CAR	LAPS	RACE TIME	%	BEST	ON	MPH
1	96	Pro/Prc	1	Pfaff Motorsports Wolf HENZLER (DEU) Scott HARGROVE (CAN)	Porsche 911 GT3 R (991) - Pfaff Porsche, Castrol, f	34	<b>49:32.615</b>				
						16	20:46.083	41.92	1:11.881	33	98.66
						17	26:41.469	53.87	1:11.300	20	99.46
2	2	Pro/Prc	2	CRP Racing Daniel MORAD (CAN) Matt BRABHAM (USA)	Mercedes-AMG GT3 - DeVilbiss	25	<b>49:52.373</b>				
						9	13:08.038	26.33	1:11.304	23	99.46
						15	20:48.486	41.72	1:12.889	13	97.29
3	19	Pro/Am	1	TruSpeed AutoSport Parker CHASE (USA) Ryan DALZIEL (USA)	Audi R8 LMS - Vertical Bridge, Protein Water	33	<b>49:44.179</b>				
						16	21:10.282	42.57	1:11.386	33	99.34
						16	20:53.906	42.02	1:11.880	16	98.66
4	24	Pro/Prc	3	Alegra Motorsports Michael CHRISTENSEN (DNK) Spencer PUMPELLY (USA)	Porsche 911 GT3 R (991) - Insync Healthcare Solut	32	<b>49:06.533</b>				
						18	24:32.090	49.96	1:11.447	12	99.26
						13	21:04.484	42.91	1:11.878	20	98.66
5	61	Pro/Prc	4	R. Ferri Motorsport Toni VILANDER (FIN) Miguel MOLINA (ESP)	Ferrari 488 GT3 - Ferrari of Ontario, Toronto, Albert	25	<b>34:10.802</b>				
						10	13:12.896	38.66	1:11.449	12	99.25
						14	20:35.077	60.22	1:11.721	20	98.88
6	9	Pro/Prc	5	K-PAX Racing Alvaro PARENTE (PRT) Andy SOUCEK (ESP)	Bentley Continental GT3 - Opti-Coat	35	<b>50:23.456</b>				
						15	21:18.362	42.28	1:11.878	12	98.66
						19	24:23.603	48.41	1:11.452	22	99.25
7	31	Pro/Am	2	TR3 Racing Wei LU (CAN) Jeff SEGAL (USA)	Ferrari 488 GT3 - Ferrari Of Vancouver	34	<b>50:29.867</b>				
						17	24:23.152	48.29	1:12.392	16	97.96
						16	22:12.799	43.99	1:11.547	25	99.12
8	07	Am	1	Squadra Corse Garage Italia Caeser BACARELLA (USA) Martin FUENTES (MEX)	Ferrari 488 GT3 - Hublot, Alpha Prime, Garage Italia	35	<b>49:47.672</b>				
						16	20:00.018	40.17	1:12.305	34	98.08
						18	23:49.167	47.84	1:11.626	18	99.01
9	3	Pro/Prc	6	K-PAX Racing Rodrigo BAPTISTA (BRA) Maxime SOULET (BEL)	Bentley Continental GT3 - Opti-Coat	26	<b>50:25.881</b>				
						15	24:07.901	47.85	1:11.769	8	98.81
						10	14:30.689	28.77	1:11.917	16	98.61
10	55	Pro/Am	3	Dream Racing Motorsport Yuki HARATA (JPN) Alessandro BRESSAN (ITA)	Lamborghini Huracan GT3 - Ace 1, Dream Racing	19	<b>37:37.165</b>				
						8	11:28.231	30.49	1:13.743	17	96.17
						10	13:47.664	36.67	1:11.967	9	98.54
11	47	Pro/Am	4	PPM Patrick BYRNE (USA) Guy COSMO (USA)	Lamborghini Hurracan GT3 - Torxen	29	<b>50:50.328</b>				
						13	17:57.319	35.32	1:14.214	27	95.56
						15	20:38.331	40.60	1:12.627	10	97.64
12	63	Am	2	DXDT Racing David ASKEW (USA)	Mercedes AMG GT3 - Ace 1, Dream Racing	32	<b>45:41.159</b>				
						31	39:34.521	86.62	1:12.677	14	97.58
13	87	Am	3	Vital Speed Motorsports Rich BAEK (USA) Trevor BAEK (USA)	Ferrari 488 GT3 - Vital Speed Motorsports	25	<b>47:27.880</b>				
						20	26:16.647	55.36	1:13.575	21	96.39
						4	18:01.135	37.96	1:16.038	4	93.26
14	27		1	Dream Racing Motorsport Ryan HARDWICK	Lamborghini Huracan Super Trofeo - 1st Phorm, Dre	29	<b>50:19.060</b>				
						28	42:14.735	83.96	1:15.018	28	94.53

Car #96 - Lap time disallowed - shortcut chicane

Weather / Track : Sunny / Dry

Portland International Raceway  
Circuit Length = 1.9700 miles  
Start: 15:46 Flag 16:36 End: 16:37

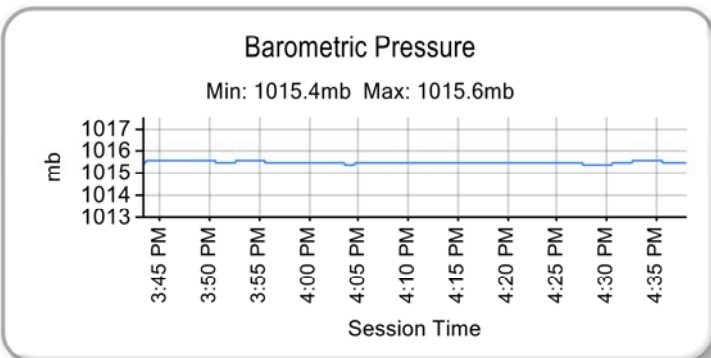
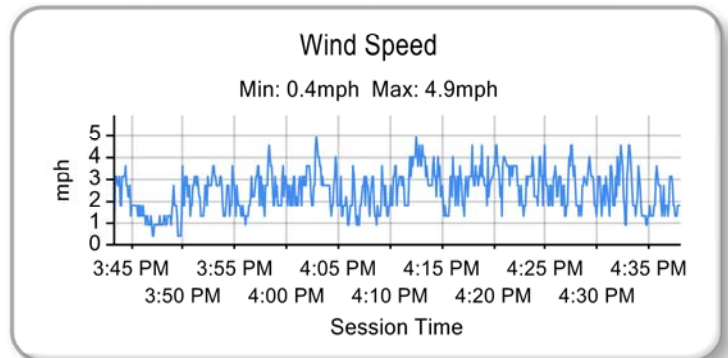
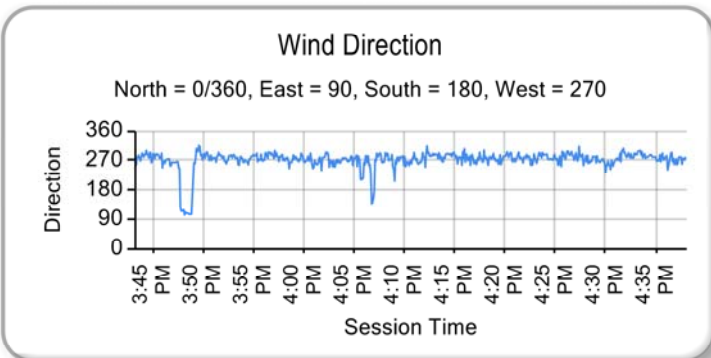
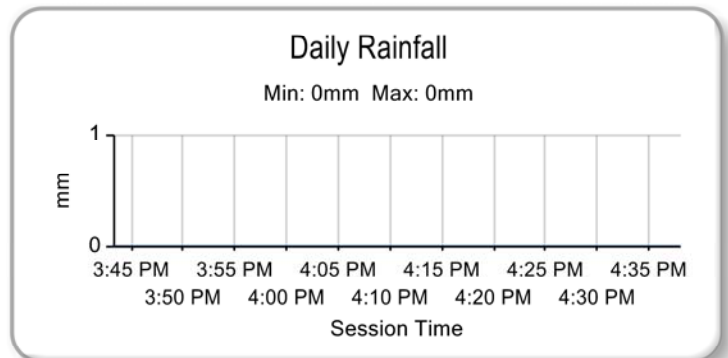
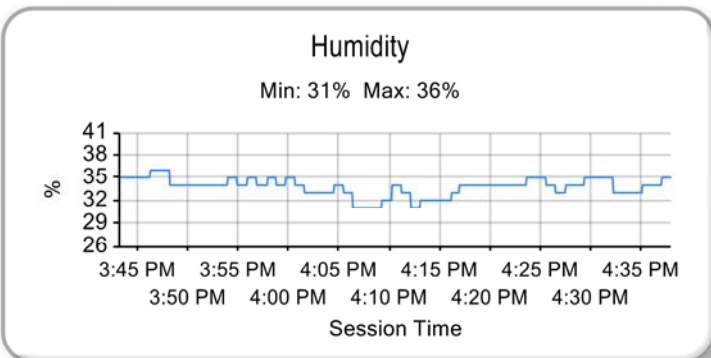
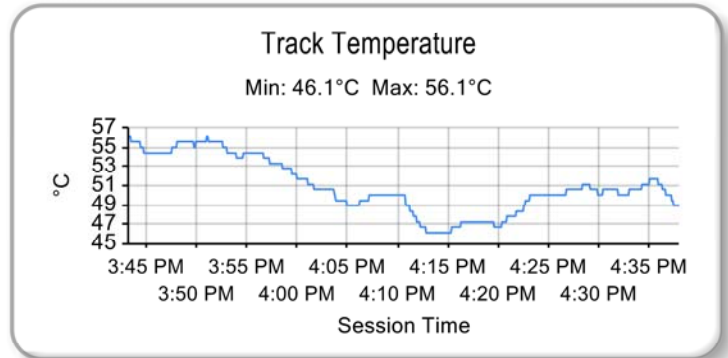
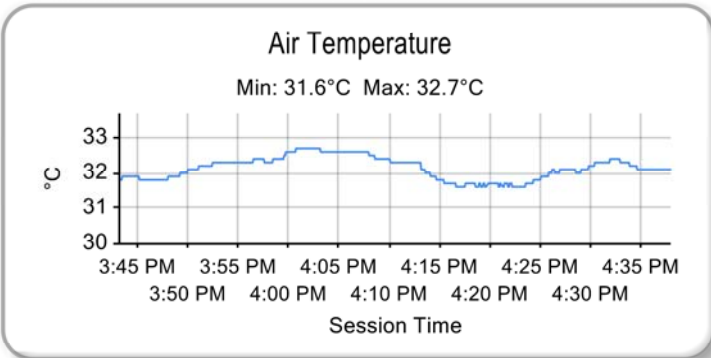
Results can be found at [www.tsl-timing.com](http://www.tsl-timing.com)

Printed - 16:46 Friday, July 13, 2018

# Grand Prix of Portland

## GT SprintX

### PRACTICE 2 - Friday 13th July 2018 - WEATHER CONDITIONS



Weather / Track : Sunny / Dry

Results can be found at [www.tsl-timing.com](http://www.tsl-timing.com)

Portland International Raceway  
Circuit Length = 1.9700 miles  
Start: 15:46 Flag 16:36 End: 16:37

Printed - 16:49 Friday, July 13, 2018

# Grand Prix of Portland

## GT SprintX

### QUALIFYING - ROUND 7 - Saturday 14th July 2018 - CLASSIFICATION FINAL



POS	NO	CL	PIC	TEAM / DRIVERS	CAR / ENTRY	TIME	ON	LAPS	GAP	DIFF	MPH
1	24	Pro/Prc	1	Michael CHRISTENSEN (DNK) / Spencer PUMPELLY (USA) Alegra Motorsports	Porsche 911 GT3 R (991) Insync Healthcare Solutions	1:10.177	7	10			101.05
2	61	Pro/Prc	2	Toni VILANDER (FIN) / Miguel MOLINA (ESP) R. Ferri Motorsport	Ferrari 488 GT3 Ferrari of Ontario, Toronto, Albertz	1:10.439	16	16	0.262	0.262	100.68
3	2	Pro/Prc	3	Daniel MORAD (CAN) / Matt BRABHAM (USA) CRP Racing	Mercedes-AMG GT3 DeVilbiss	1:10.441	13	14	0.264	0.002	100.68
4	3	Pro/Prc	4	Rodrigo BAPTISTA (BRA) / Maxime SOULET (BEL) K-PAX Racing	Bentley Continental GT3 Opti-Coat	1:10.518	9	10	0.341	0.077	100.57
5	9	Pro/Prc	5	Alvaro PARENTE (PRT) / Andy SOUCEK (ESP) K-PAX Racing	Bentley Continental GT3 Opti-Coat	1:10.548	10	11	0.371	0.030	100.52
6	19	Pro/Am	1	Parker CHASE (USA) / Ryan DALZIEL (USA) TruSpeed AutoSport	Audi R8 LMS Vertical Bridge, Protein Water	1:10.974	14	14	0.797	0.426	99.92
7	96	Pro/Prc	6	Wolf HENZLER (DEU) / Scott HARGROVE (CAN) Pfaff Motorsports	Porsche 911 GT3 R (991) Pfaff Porsche, Castrol, Carbon Ma	1:11.003	7	14	0.826	0.029	99.88
8	31	Pro/Am	2	Wei LU (CAN) / Jeff SEGAL (USA) TR3 Racing	Ferrari 488 GT3 Ferrari Of Vancouver	1:11.355	11	15	1.178	0.352	99.39
9	55	Pro/Am	3	Yuki HARATA (JPN) / Alessandro BRESSAN (ITA) Dream Racing Motorsport	Lamborghini Huracan GT3 Ace 1, Dream Racing	1:11.665	9	10	1.488	0.310	98.96
10	07	Am	1	Caesar BACARELLA (USA) / Martin FUENTES (MEX) Squadra Corse Garage Italia	Ferrari 488 GT3 Hublot, Alpha Prime, Garage Italia	1:11.837	9	14	1.660	0.172	98.72
11	87	Am	2	Rich BAEK (USA) / Trevor BAEK (USA) Vital Speed Motorsports	Ferrari 488 GT3 Vital Speed Motorsports	1:12.305	9	13	2.128	0.468	98.08
12	47	Pro/Am	4	Patrick BYRNE (USA) / Guy COSMO (USA) PPM	Lamborghini Huracan GT3 Torxen	1:12.421	16	16	2.244	0.116	97.92
13	63	Am	3	David ASKEW (USA) DXDT Racing	Mercedes AMG GT3 Ace 1, Dream Racing	1:12.582	13	16	2.405	0.161	97.71
14	27		1	Ryan HARDWICK Dream Racing Motorsport	Lamborghini Huracan Super Trc 1st Phorm, Dream Racing Motorsport	1:14.640	6	7	4.463	2.058	95.01

CLASS GT - Pro/Am QUALIFYING LAPTIME (107.0% of 1:10.974) = 1:15.942  
 CLASS GT - Pro/Pro QUALIFYING LAPTIME (107.0% of 1:10.177) = 1:15.089  
 CLASS GT Cup - QUALIFYING LAPTIME (107.0% of 1:14.640) = 1:19.864  
 CLASS GT - Am QUALIFYING LAPTIME (107.0% of 1:11.837) = 1:16.865

Weather / Track : Sunny / Dry

These results are provisional until the conclusion of any judicial and technical matters.

Portland International Raceway  
 Circuit Length = 1.9700 miles  
 Start: 09:10 Flag 09:30 End: 09:31

Chief Steward :

Chief of Timing :

Results can be found at [www.tsl-timing.com](http://www.tsl-timing.com)

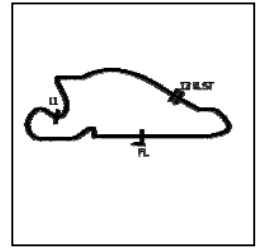
Printed - 09:33 Saturday, July 14, 2018



# Grand Prix of Portland

## GT SprintX

### QUALIFYING - ROUND 7 - Saturday 14th July 2018 - SECTOR ANALYSIS



SECTOR 1 = FL to I1, SECTOR 2 = I1 to I2, SECTOR 3 = I2 to FL, DIFF = Difference To Personal Best Lap, P = Crossed Finish Line in Pit Lane, D = Time Disallowed

P1 24 Pro/Pro Alegra Motorsports		Porsche 911 GT3 R (991) - Insync Healthcare Solutions					
IDEAL LAP TIME : 1:10.129		BEST LAP TIME : 1:10.177		DIFFERENCE : 0.048			
D1: Michael CHRISTENSEN		D2: Spencer PUMPELLY					
LAP	SECTOR 1	SECTOR 2	SECTOR 3	LAP TIME	MPH	DIFF	TIME OF DAY
1 - D1	OUTLAP	29.129	83.4	24.940			09:11:40.962
2 - D1	30.964	27.162	130.1	22.122	1:20.248	88.37	10.071 09:13:01.210
3 - D1	28.127	24.676	155.9	20.669	1:13.472	96.52	3.295 09:14:14.682
4 - D1	26.395	24.015	156.5	20.140	1:10.550	100.52	0.373 09:15:25.232
5 - D1	26.332	<b>23.732</b>	<b>157.1</b>	20.149	1:10.213 (2)	101.00	0.036 09:16:35.445
6 - D1	29.254	24.365	156.8	20.236	1:13.855	96.02	3.678 09:17:49.300
<b>7 - D1</b>	<b>26.276</b>	23.771	156.8	20.130	<b>1:10.177 (1)</b>	<b>101.05</b>	<b>09:18:59.477</b>
8 - D1	26.280	23.840	156.5	<b>20.121</b>	1:10.241 (3)	100.96	0.064 09:20:09.718
9 - D1	26.354	24.592	132.6	<b>22.831</b>	1:13.777	96.12	3.600 09:21:23.495
10 - D1	31.710	26.639	115.1	IN PIT	1:40.908 P	70.28	30.731 09:23:04.403

P2 61 Pro/Pro R. Ferri Motorsport		Ferrari 488 GT3 - Ferrari of Ontario, Toronto, Alberta, Zekelman					
IDEAL LAP TIME : 1:10.223		BEST LAP TIME : 1:10.439		DIFFERENCE : 0.216			
D1: Toni VILANDER		D2: Miguel MOLINA					
LAP	SECTOR 1	SECTOR 2	SECTOR 3	LAP TIME	MPH	DIFF	TIME OF DAY
1 - D1	OUTLAP	29.640	113.0	23.852			09:11:36.387
2 - D1	30.583	25.854	153.0	21.338	1:17.775	91.18	7.336 09:12:54.162
3 - D1	28.257	25.701	149.4	21.442	1:15.400	94.05	4.961 09:14:09.562
4 - D1	27.968	24.774	154.1	20.878	1:13.620	96.33	3.181 09:15:23.182
5 - D1	26.712	24.295	154.1	20.393	1:11.400	99.32	0.961 09:16:34.582
6 - D1	26.379	24.176	155.0	20.051	1:10.606 (3)	100.44	0.167 09:17:45.188
7 - D1	26.460	24.109	155.0	20.111	1:10.680	100.33	0.241 09:18:55.868
8 - D1	26.393	24.105	<b>155.3</b>	20.193	1:10.691	100.32	0.252 09:20:06.559
9 - D1	28.088	29.546	137.3	21.657	1:19.291	89.44	8.852 09:21:25.850
10 - D1	26.375	<b>24.036</b>	154.1	20.144	1:10.555 (2)	100.51	0.116 09:22:36.405
11 - D1	30.506	26.803	116.6	23.270	1:20.579	88.01	10.140 09:23:56.984
12 - D1	26.234	24.151	154.4	20.231	1:10.616	100.43	0.177 09:25:07.600
13 - D1	28.017	24.426	137.5	22.115	1:14.558	95.12	4.119 09:26:22.158
14 - D1	26.411	24.140	154.4	20.126	1:10.677	100.34	0.238 09:27:32.835
15 - D1	26.262	24.229	154.7	20.121	1:10.612	100.43	0.173 09:28:43.447
<b>16 - D1</b>	<b>26.194</b>	24.252	154.1	<b>19.993</b>	<b>1:10.439 (1)</b>	<b>100.68</b>	<b>09:29:53.886</b>

P3 2 Pro/Pro CRP Racing		Mercedes-AMG GT3 - DeVilbiss					
IDEAL LAP TIME : 1:10.335		BEST LAP TIME : 1:10.441		DIFFERENCE : 0.106			
D1: Daniel MORAD		D2: Matt BRABHAM					
LAP	SECTOR 1	SECTOR 2	SECTOR 3	LAP TIME	MPH	DIFF	TIME OF DAY
1 - D1			IN PIT				09:10:18.891
2 - D1	OUTLAP	34.365	90.1	29.559	1:53.939	62.24	43.498 09:12:12.830
3 - D1	34.127	31.326	99.4	24.855	1:30.308	78.53	19.867 09:13:43.138
4 - D1	29.261	25.198	130.5	21.400	1:15.859	93.48	5.418 09:14:58.997
5 - D1	26.770	24.271	152.4	20.452	1:11.493	99.19	1.052 09:16:10.490
6 - D1	26.718	24.106	153.3	<b>20.091</b>	1:10.915	100.00	0.474 09:17:21.405
7 - D1	26.575	24.030	<b>153.6</b>	23.512	1:14.117	95.68	3.676 09:18:35.522
8 - D1	30.711	25.428	151.6	20.808	1:16.947	92.16	6.506 09:19:52.469
9 - D1	26.371	24.221	153.0	20.292	1:10.884 (3)	100.05	0.443 09:21:03.353
10 - D1	30.117	25.493	150.7	21.322	1:16.932	92.18	6.491 09:22:20.285
11 - D1	26.562	24.355	152.4	20.248	1:11.165	99.65	0.724 09:23:31.450
12 - D1	26.398	24.094	152.7	20.154	1:10.646 (2)	100.38	0.205 09:24:42.096
<b>13 - D1</b>	<b>26.250</b>	<b>23.994</b>	152.7	20.197	<b>1:10.441 (1)</b>	<b>100.68</b>	<b>09:25:52.537</b>
14 - D1	30.143	28.698	122.5	21.459	1:20.300	88.31	9.859 09:27:12.837

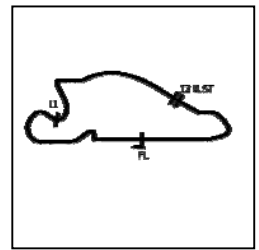
Weather / Track : Sunny / Dry

Portland International Raceway  
Circuit Length = 1.9700 miles  
Start: 09:10 Flag 09:30 End: 09:31

# Grand Prix of Portland

## GT SprintX

### QUALIFYING - ROUND 7 - Saturday 14th July 2018 - SECTOR ANALYSIS



SECTOR 1 = FL to I1, SECTOR 2 = I1 to I2, SECTOR 3 = I2 to FL, DIFF = Difference To Personal Best Lap, P = Crossed Finish Line in Pit Lane, D = Time Disallowed

P4 3 Pro/Pro K-PAX Racing				Bentley Continental GT3 - Opti-Coat			
IDEAL LAP TIME : 1:10.518		BEST LAP TIME : 1:10.518		DIFFERENCE : 0.000			
D1: Rodrigo BAPTISTA		D2: Maxime SOULET					
LAP	SECTOR 1	SECTOR 2	SECTOR 3	LAP TIME	MPH	DIFF	TIME OF DAY
1 - D1	OUTLAP	36.217	104.2	23.869			09:11:50.490
2 - D1	28.570	25.174	126.3	22.058	1:15.802	93.55	5.284 09:13:06.292
3 - D1	26.750	26.024	127.1	21.191	1:13.965	95.88	3.447 09:14:20.257
4 - D1	26.514	24.251	156.8	20.329	1:11.094	99.75	0.576 09:15:31.351
5 - D1	26.389	24.103	157.1	20.264	1:10.756 (2)	100.23	0.238 09:16:42.107
6 - D1	26.572	27.408	146.9	21.668	1:15.648	93.75	5.130 09:17:57.755
7 - D1	26.506	24.171	157.1	20.348	1:11.025	99.85	0.507 09:19:08.780
8 - D1	26.485	24.139	156.8	20.192	1:10.816 (3)	100.14	0.298 09:20:19.596
9 - D1	<b>26.272</b>	<b>24.101</b>	<b>157.7</b>	<b>20.145</b>	<b>1:10.518 (1)</b>	<b>100.57</b>	<b>09:21:30.114</b>
10 - D1	31.565	31.342	120.5	IN PIT	8:39.950 P	13.63	7:29.432 09:30:10.064

P5 9 Pro/Pro K-PAX Racing				Bentley Continental GT3 - Opti-Coat			
IDEAL LAP TIME : 1:10.457		BEST LAP TIME : 1:10.548		DIFFERENCE : 0.091			
D1: Alvaro PARENTE		D2: Andy SOUCEK					
LAP	SECTOR 1	SECTOR 2	SECTOR 3	LAP TIME	MPH	DIFF	TIME OF DAY
1 - D1			IN PIT			P	09:10:08.289
2 - D1	OUTLAP	35.554	107.3	26.479	1:50.602	64.12	40.054 09:11:58.891
3 - D1	33.123	31.751	143.8	21.223	1:26.097	82.37	15.549 09:13:24.988
4 - D1	26.932	24.420	156.2	20.374	1:11.726	98.87	1.178 09:14:36.714
5 - D1	26.876	24.079	<b>156.8</b>	20.368	1:11.323	99.43	0.775 09:15:48.037
6 - D1	26.783	24.219	133.7	24.331	1:15.333	94.14	4.785 09:17:03.370
7 - D1	26.869	24.051	156.5	20.212	1:11.132	99.70	0.584 09:18:14.502
8 - D1	26.670	24.001	156.5	20.158	1:10.829 (3)	100.12	0.281 09:19:25.331
9 - D1	26.504	24.014	<b>156.8</b>	20.194	1:10.712 (2)	100.29	0.164 09:20:36.043
10 - D1	26.466	<b>23.929</b>	156.5	<b>20.153</b>	<b>1:10.548 (1)</b>	<b>100.52</b>	<b>09:21:46.591</b>
11 - D1	<b>26.375</b>	26.435	137.5	IN PIT	8:50.209 P	13.37	7:39.661 09:30:36.800

P6 19 Pro/Am TruSpeed AutoSport				Audi R8 LMS - Vertical Bridge, Protein Water			
IDEAL LAP TIME : 1:10.922		BEST LAP TIME : 1:10.974		DIFFERENCE : 0.052			
D1: Parker CHASE		D2: Ryan DALZIEL					
LAP	SECTOR 1	SECTOR 2	SECTOR 3	LAP TIME	MPH	DIFF	TIME OF DAY
1 - D1			IN PIT			P	09:13:30.164
2 - D1	OUTLAP	31.175	143.1	23.399	1:35.053	74.61	24.079 09:15:05.217
3 - D1	30.146	26.374	152.1	21.669	1:18.189	90.70	7.215 09:16:23.406
4 - D1	27.660	25.478	151.8	20.634	1:13.772	96.13	2.798 09:17:37.178
5 - D1	27.391	24.346	154.7	20.552	1:12.289	98.10	1.315 09:18:49.467
6 - D1	26.710	24.462	154.7	20.335	1:11.507	99.17	0.533 09:20:00.974
7 - D1	26.586	24.305	154.7	20.290	1:11.181	99.63	0.207 09:21:12.155
8 - D1	26.546	24.274	<b>155.0</b>	<b>20.192</b>	1:11.012 (2)	99.87	0.038 09:22:23.167
9 - D1	26.838	31.936	143.6	20.763	1:19.537	89.16	8.563 09:23:42.704
10 - D1	26.707	24.269	154.7	20.283	1:11.259	99.52	0.285 09:24:53.963
11 - D1	26.628	24.612	97.8	24.704	1:15.944	93.38	4.970 09:26:09.907
12 - D1	26.552	24.256	154.7	20.351	1:11.159 (3)	99.66	0.185 09:27:21.066
13 - D1	26.683	24.279	<b>155.0</b>	20.548	1:11.510	99.17	0.536 09:28:32.576
14 - D1	<b>26.506</b>	<b>24.224</b>	154.4	20.244	<b>1:10.974 (1)</b>	<b>99.92</b>	<b>09:29:43.550</b>

P7 96 Pro/Pro Pfaff Motorsports				Porsche 911 GT3 R (991) - Pfaff Porsche, Castrol, Carbon Mar			
IDEAL LAP TIME : 1:11.003		BEST LAP TIME : 1:11.003		DIFFERENCE : 0.000			
D1: Wolf HENZLER		D2: Scott HARGROVE					
LAP	SECTOR 1	SECTOR 2	SECTOR 3	LAP TIME	MPH	DIFF	TIME OF DAY
1 - D1	OUTLAP	31.050	92.6	24.167			09:11:43.330

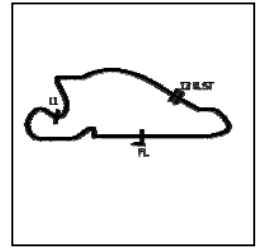
Weather / Track : Sunny / Dry

Portland International Raceway  
Circuit Length = 1.9700 miles  
Start: 09:10 Flag 09:30 End: 09:31

# Grand Prix of Portland

## GT SprintX

### QUALIFYING - ROUND 7 - Saturday 14th July 2018 - SECTOR ANALYSIS



SECTOR 1 = FL to I1, SECTOR 2 = I1 to I2, SECTOR 3 = I2 to FL, DIFF = Difference To Personal Best Lap, P = Crossed Finish Line in Pit Lane, D = Time Disallowed

2 - D1	30.909	26.917	118.4	21.851	1:19.677	89.00	8.674	09:13:03.007
3 - D1	27.209	25.277	155.3	20.824	1:13.310	96.73	2.307	09:14:16.317
4 - D1	26.628	24.119	156.2	20.451	1:11.198 (2)	99.60	0.195	09:15:27.515
5 - D1	26.676	24.292	155.9	20.958	1:11.926 (3)	98.60	0.923	09:16:39.441
6 - D1	26.800	24.160	<b>156.5</b>	21.542	1:12.502	97.81	1.499	09:17:51.943
<b>7 - D1</b>	<b>26.512</b>	<b>24.091</b>	154.4	<b>20.400</b>	<b>1:11.003 (1)</b>	<b>99.88</b>		<b>09:19:02.946</b>
8 - D1	27.483	24.584	155.0	20.455	1:12.522	97.79	1.519	09:20:15.468
9 - D1	26.546	24.139	<b>156.5</b>	23.479	1:14.164	95.62	3.161	09:21:29.632
10 - D1	29.585	26.037	155.0	20.636	1:16.258	93.00	5.255	09:22:45.890
11 - D1	28.618	25.134	155.0	20.553	1:14.305	95.44	3.302	09:24:00.195
12 - D1	29.205	25.571	136.4	22.558	1:17.334	91.70	6.331	09:25:17.529
13 - D1	28.493	29.228	89.7	23.088	1:20.809	87.76	9.806	09:26:38.338
14 - D1	29.859	25.029	144.3	IN PIT	1:35.646	<b>P</b> 74.14	24.643	09:28:13.984

#### P8 31 Pro/Am TR3 Racing

Ferrari 488 GT3 - Ferrari Of Vancouver

IDEAL LAP TIME : 1:11.197 BEST LAP TIME : 1:11.355

DIFFERENCE : 0.158

D1: Wei LU D2: Jeff SEGAL

LAP	SECTOR 1	SECTOR 2	SECTOR 3	LAP TIME	MPH	DIFF	TIME OF DAY	
1 - D1			IN PIT		<b>P</b>		09:10:09.548	
2 - D1	OUTLAP	38.065	63.6	24.503	1:44.601	67.80	33.246	09:11:54.149
3 - D1	29.164	25.087	153.3	21.992	1:16.243	93.01	4.888	09:13:10.392
4 - D1	27.913	24.589	154.7	21.178	1:13.680	96.25	2.325	09:14:24.072
5 - D1	26.941	24.313	155.3	20.648	1:11.902 (3)	98.63	0.547	09:15:35.974
6 - D1	26.827	24.315	<b>155.6</b>	20.770	1:11.912	98.62	0.557	09:16:47.886
7 - D1	26.815	24.210	<b>155.6</b>	20.494	1:11.519 (2)	99.16	0.164	09:17:59.405
8 - D1	30.565	24.734	155.0	20.657	1:15.956	93.36	4.601	09:19:15.361
9 - D1	26.931	24.213	155.3	21.332	1:12.476	97.85	1.121	09:20:27.837
10 - D1	27.360	24.193	155.3	20.531	1:12.084	98.38	0.729	09:21:39.921
<b>11 - D1</b>	<b>26.744</b>	<b>24.144</b>	155.0	<b>20.467</b>	<b>1:11.355 (1)</b>	<b>99.39</b>		<b>09:22:51.276</b>
12 - D1	<b>26.586</b>	25.212	154.7	20.709	1:12.507	97.81	1.152	09:24:03.783
13 - D1	26.696	27.457	113.8	22.333	1:16.486	92.72	5.131	09:25:20.269
14 - D1	28.326	34.762	139.4	21.035	1:24.123	84.30	12.768	09:26:44.392
15 - D1	27.340	25.023	150.2	IN PIT	4:03.376	<b>P</b> 29.14	2:52.021	09:30:47.768

#### P9 55 Pro/Am Dream Racing Motorsport

Lamborghini Huracan GT3 - Ace 1, Dream Racing

IDEAL LAP TIME : 1:11.663 BEST LAP TIME : 1:11.665

DIFFERENCE : 0.002

D1: Yuki HARATA D2: Alessandro BRESSAN

LAP	SECTOR 1	SECTOR 2	SECTOR 3	LAP TIME	MPH	DIFF	TIME OF DAY	
1 - D1			IN PIT		<b>P</b>		09:15:30.166	
2 - D1	OUTLAP	26.388	150.2	23.037	1:29.444	79.28	17.779	09:16:59.610
3 - D1	29.950	26.081	151.6	21.931	1:17.962	90.96	6.297	09:18:17.572
4 - D1	28.217	24.854	<b>156.2</b>	21.083	1:14.154	95.63	2.489	09:19:31.726
5 - D1	27.421	24.530	155.6	20.688	1:12.639	97.63	0.974	09:20:44.365
6 - D1	26.974	24.669	155.3	20.580	1:12.223 (3)	98.19	0.558	09:21:56.588
7 - D1	26.905	<b>24.403</b>	<b>156.2</b>	20.488	1:11.796 (2)	98.77	0.131	09:23:08.384
8 - D1	31.163	27.506	122.5	22.136	1:20.805	87.76	9.140	09:24:29.189
<b>9 - D1</b>	<b>26.867</b>	24.405	155.9	<b>20.393</b>	<b>1:11.665 (1)</b>	<b>98.96</b>		<b>09:25:40.854</b>
10 - D1	32.838	28.834	109.7	IN PIT	4:45.977	<b>P</b> 24.79	3:34.312	09:30:26.831

#### P10 07 Am Squadra Corse Garage Italia

Ferrari 488 GT3 - Hublot, Alpha Prime, Garage Italia, Ferrari Ft I

IDEAL LAP TIME : 1:11.543 BEST LAP TIME : 1:11.837

DIFFERENCE : 0.294

D1: Caesar BACARELLA D2: Martin FUENTES

LAP	SECTOR 1	SECTOR 2	SECTOR 3	LAP TIME	MPH	DIFF	TIME OF DAY	
1 - D1			IN PIT		<b>P</b>		09:10:14.060	
2 - D1	OUTLAP	34.438	95.3	28.186	1:48.711	65.23	36.874	09:12:02.771
3 - D1	34.545	30.523	141.8	23.618	1:28.686	79.96	16.849	09:13:31.457
4 - D1	28.858	25.351	154.7	21.292	1:15.501	93.93	3.664	09:14:46.958

Weather / Track : Sunny / Dry

Portland International Raceway

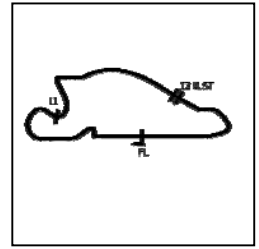
Circuit Length = 1.9700 miles

Start: 09:10 Flag 09:30 End: 09:31

# Grand Prix of Portland

## GT SprintX

### QUALIFYING - ROUND 7 - Saturday 14th July 2018 - SECTOR ANALYSIS



SECTOR 1 = FL to I1, SECTOR 2 = I1 to I2, SECTOR 3 = I2 to FL, DIFF = Difference To Personal Best Lap, P = Crossed Finish Line in Pit Lane, D = Time Disallowed

5 - D1	28.606	24.719	154.4	20.913	1:14.238	95.53	2.401	09:16:01.196
6 - D1	27.233	24.723	155.3	20.783	1:12.739	97.49	0.902	09:17:13.935
7 - D1	27.120	24.593	<b>156.2</b>	<b>20.386</b>	1:12.099 (3)	98.36	0.262	09:18:26.034
8 - D1	27.258	24.883	155.3	20.994	1:13.135	96.97	1.298	09:19:39.169
<b>9 - D1</b>	<b>26.843</b>	<b>24.314</b>	155.9	20.680	<b>1:11.837 (1)</b>	<b>98.72</b>		<b>09:20:51.006</b>
10 - D1	28.551	24.625	155.3	20.686	1:13.862	96.01	2.025	09:22:04.868
11 - D1	26.986	24.321	155.6	IN PIT	2:35.188 P	45.69	1:23.351	09:24:40.056
12 - D1	OUTLAP	24.641	155.9	20.651	1:21.694	86.81	9.857	09:26:01.750
13 - D1	26.900	24.391	<b>156.2</b>	20.715	1:12.006 (2)	98.49	0.169	09:27:13.756
14 - D1	33.104	29.936	116.1	IN PIT	3:37.481 P	32.60	2:25.644	09:30:51.237

#### P11 87 Am Vital Speed Motorsports

Ferrari 488 GT3 - Vital Speed Motorsports

IDEAL LAP TIME : 1:12.222 BEST LAP TIME : 1:12.305 DIFFERENCE : 0.083  
D1: Trevor BAEK D2: Rich BAEK

LAP	SECTOR 1	SECTOR 2	SECTOR 3	LAP TIME	MPH	DIFF	TIME OF DAY	
1 - D1			IN PIT			P	09:10:31.464	
2 - D1	OUTLAP	32.024	80.5	28.159	1:40.458	70.59	28.153	09:12:11.922
3 - D1	30.981	25.792	139.0	23.326	1:20.099	88.54	7.794	09:13:32.021
4 - D1	28.986	25.695	135.1	22.388	1:17.069	92.02	4.764	09:14:49.090
5 - D1	28.009	24.860	156.5	21.224	1:14.093	95.71	1.788	09:16:03.183
6 - D1	27.132	24.434	157.1	21.105	1:12.671	97.59	0.366	09:17:15.854
7 - D1	27.499	24.595	<b>157.4</b>	<b>20.876</b>	1:12.970	97.19	0.665	09:18:28.824
8 - D1	27.212	24.453	156.8	20.877	1:12.542 (2)	97.76	0.237	09:19:41.366
<b>9 - D1</b>	<b>27.024</b>	<b>24.322</b>	157.1	20.959	<b>1:12.305 (1)</b>	<b>98.08</b>		<b>09:20:53.671</b>
10 - D1	27.124	24.485	157.1	20.989	1:12.598 (3)	97.68	0.293	09:22:06.269
11 - D1	3:37.513	25.379	154.4	22.331	4:25.223	26.73	3:12.918	09:26:31.492
12 - D1	29.322	25.188	155.0	21.568	1:16.078	93.22	3.773	09:27:47.570
13 - D1	28.332	25.188	150.7	IN PIT	3:15.455 P	36.28	2:03.150	09:31:03.025

#### P12 47 Pro/Am PPM

Lamborghini Huracan GT3 - Torxen

IDEAL LAP TIME : 1:12.270 BEST LAP TIME : 1:12.421 DIFFERENCE : 0.151  
D1: Patrick BYRNE D2: Guy COSMO

LAP	SECTOR 1	SECTOR 2	SECTOR 3	LAP TIME	MPH	DIFF	TIME OF DAY	
1 - D1			IN PIT			P	09:10:46.764	
2 - D1	OUTLAP	39.064	113.5	24.188	1:46.402	66.65	33.981	09:12:33.166
3 - D1	30.497	25.826	155.3	21.764	1:18.087	90.82	5.666	09:13:51.253
4 - D1	28.185	28.020	125.7	22.785	1:18.990	89.78	6.569	09:15:10.243
5 - D1	28.512	24.828	155.9	21.310	1:14.650	95.00	2.229	09:16:24.893
6 - D1	27.720	24.684	<b>156.8</b>	20.920	1:13.324	96.72	0.903	09:17:38.217
7 - D1	27.781	24.596	156.5	21.189	1:13.566	96.40	1.145	09:18:51.783
8 - D1	27.270	24.498	156.2	20.901	1:12.669 (3)	97.59	0.248	09:20:04.452
9 - D1	27.323	<b>24.345</b>	156.5	20.871	1:12.539 (2)	97.76	0.118	09:21:16.991
10 - D1	27.445	24.401	156.2	20.840	1:12.686	97.57	0.265	09:22:29.677
11 - D1	30.431	24.844	133.3	21.917	1:17.192	91.87	4.771	09:23:46.869
12 - D1	30.796	25.252	149.4	22.384	1:18.432	90.42	6.011	09:25:05.301
13 - D1	31.077	24.767	154.7	21.641	1:17.485	91.52	5.064	09:26:22.786
14 - D1	27.381	24.593	<b>156.8</b>	20.769	1:12.743	97.49	0.322	09:27:35.529
15 - D1	27.317	24.521	<b>156.8</b>	20.837	1:12.675	97.58	0.254	09:28:48.204
<b>16 - D1</b>	<b>27.161</b>	24.496	156.2	<b>20.764</b>	<b>1:12.421 (1)</b>	<b>97.92</b>		<b>09:30:00.625</b>

#### P13 63 Am DXDT Racing

Mercedes AMG GT3 - Ace 1, Dream Racing

IDEAL LAP TIME : 1:12.354 BEST LAP TIME : 1:12.582 DIFFERENCE : 0.228  
D1: David ASKEW

LAP	SECTOR 1	SECTOR 2	SECTOR 3	LAP TIME	MPH	DIFF	TIME OF DAY	
1 - D1			IN PIT			P	09:10:33.740	
2 - D1	OUTLAP	33.353	95.7	24.259	1:42.723	69.04	30.141	09:12:16.463
3 - D1	31.983	32.166	79.6	23.556	1:27.705	80.86	15.123	09:13:44.168

Weather / Track : Sunny / Dry

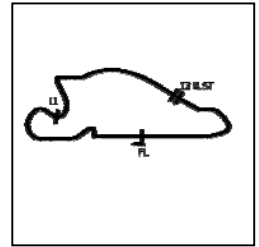
Portland International Raceway  
Circuit Length = 1.9700 miles  
Start: 09:10 Flag 09:30 End: 09:31



# Grand Prix of Portland

## GT SprintX

### QUALIFYING - ROUND 7 - Saturday 14th July 2018 - SECTOR ANALYSIS



SECTOR 1 = FL to I1, SECTOR 2 = I1 to I2, SECTOR 3 = I2 to FL, DIFF = Difference To Personal Best Lap, P = Crossed Finish Line in Pit Lane, D = Time Disallowed

4 - D1	29.979	25.222	152.4	21.765	1:16.966	92.14	4.384	09:15:01.134
5 - D1	28.804	24.705	153.0	21.221	1:14.730	94.90	2.148	09:16:15.864
6 - D1	27.641	24.399	153.3	21.122	1:13.162	96.93	0.580	09:17:29.026
7 - D1	27.521	24.405	153.0	20.960	1:12.886	97.30	0.304	09:18:41.912
8 - D1	27.766	<b>24.330</b>	<b>153.6</b>	21.005	1:13.101	97.01	0.519	09:19:55.013
9 - D1	27.424	24.405	<b>153.6</b>	21.220	1:13.049	97.08	0.467	09:21:08.062
10 - D1	27.286	24.500	153.3	21.263	1:13.049	97.08	0.467	09:22:21.111
11 - D1	27.148	25.441	146.1	IN PIT	1:57.399	<b>P</b> 60.40	44.817	09:24:18.510
12 - D1	OUTLAP	24.420	152.4	21.462	1:20.282	88.33	7.700	09:25:38.792
<b>13 - D1</b>	27.096	24.554	152.4	<b>20.932</b>	<b>1:12.582 (1)</b>	<b>97.71</b>		<b>09:26:51.374</b>
14 - D1	27.207	24.406	152.7	21.025	1:12.638	<b>(2)</b> 97.63	0.056	09:28:04.012
15 - D1	<b>27.092</b>	24.391	152.4	21.272	1:12.755	<b>(3)</b> 97.47	0.173	09:29:16.767
16 - D1	28.604	25.248	135.7	IN PIT	1:39.884	<b>P</b> 71.00	27.302	09:30:56.651

#### P14 27 Dream Racing Motorsport

Lamborghini Huracan Super Trofeo - 1st Phorm, Dream Racing

IDEAL LAP TIME : 1:14.585

BEST LAP TIME : 1:14.640

DIFFERENCE : 0.055

D1: Ryan HARDWICK

LAP	SECTOR 1	SECTOR 2	SECTOR 3	LAP TIME	MPH	DIFF	TIME OF DAY	
1 - D1			IN PIT	<b>P</b>			09:15:32.317	
2 - D1	OUTLAP	28.524	138.2	24.354	1:33.619	75.75	18.979	09:17:05.936
3 - D1	29.943	25.971	150.4	22.124	1:18.038	<b>(3)</b> 90.87	3.398	09:18:23.974
4 - D1	29.030	29.021	141.1	22.025	1:20.076	88.56	5.436	09:19:44.050
5 - D1	28.149	25.374	151.3	<b>21.398</b>	1:14.921	<b>(2)</b> 94.65	0.281	09:20:58.971
<b>6 - D1</b>	<b>28.100</b>	<b>25.087</b>	<b>151.6</b>	21.453	<b>1:14.640 (1)</b>	<b>95.01</b>		<b>09:22:13.611</b>
7 - D1	32.182	29.682	133.5	IN PIT	8:19.614	<b>P</b> 14.19	7:04.974	09:30:33.225



# Grand Prix of Portland

## GT SprintX

### QUALIFYING - ROUND 7 - Saturday 14th July 2018 - BEST SPEEDS

POS	INTERMEDIATE 1		INTERMEDIATE 2		FINISH LINE	
	NO	NAME	MPH	NO	NAME	MPH
1			3	K-PAX Racing	157.7	
2			87	Vital Speed Motorsports	157.4	
3			24	Alegre Motorsports	157.1	
4			9	K-PAX Racing	156.8	
5			47	PPM	156.8	
6			96	Pfaff Motorsports	156.5	
7			55	Dream Racing Motorsport	156.2	
8			07	Squadra Corse Garage Italia	156.2	
9			31	TR3 Racing	155.6	
10			61	R. Ferri Motorsport	155.3	
11			19	TruSpeed AutoSport	155.0	
12			2	CRP Racing	153.6	
13			63	DXDT Racing	153.6	
14			27	Dream Racing Motorsport	151.6	

Weather / Track : Sunny / Dry

Results can be found at [www.tsl-timing.com](http://www.tsl-timing.com)

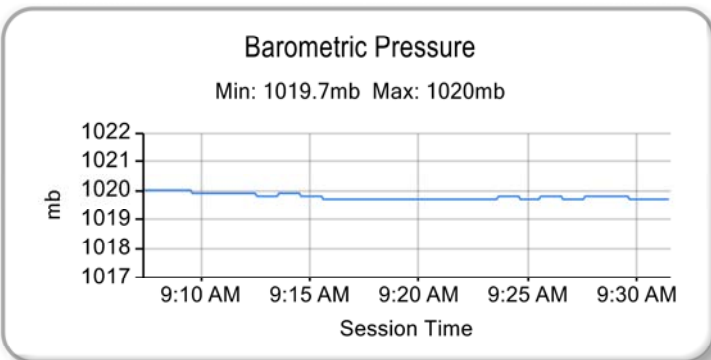
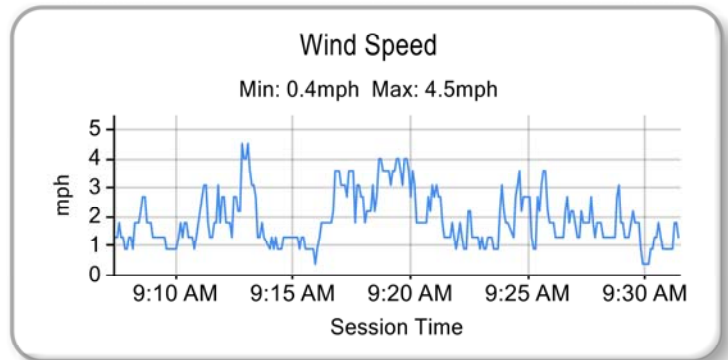
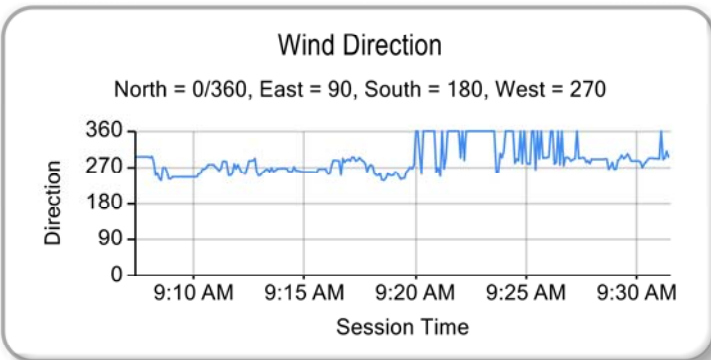

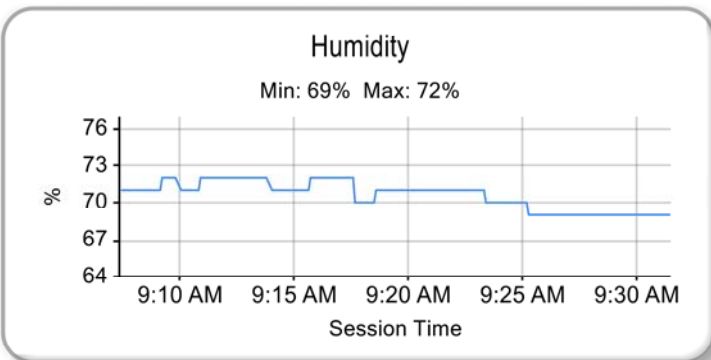
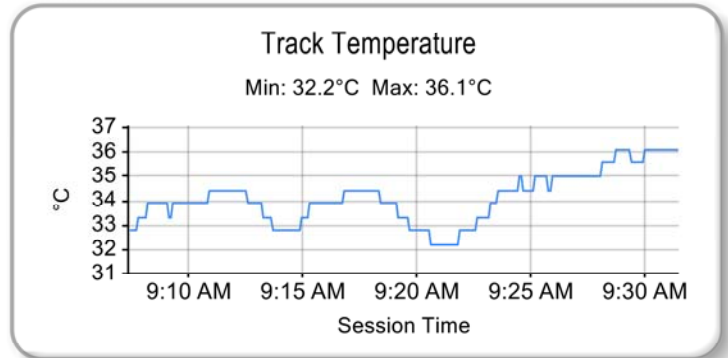
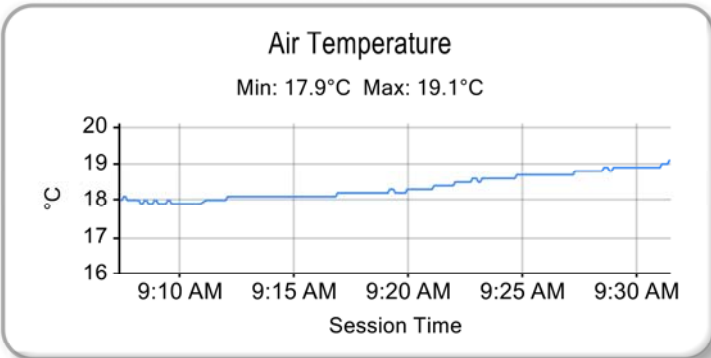
Portland International Raceway  
Circuit Length = 1.9700 miles  
Start: 09:10 Flag 09:30 End: 09:31

Printed - 09:32 Saturday, July 14, 2018

# Grand Prix of Portland

## GT SprintX

### QUALIFYING - ROUND 7 - Saturday 14th July 2018 - WEATHER CONDITIONS



Weather / Track : Sunny / Dry

Results can be found at [www.tsl-timing.com](http://www.tsl-timing.com)

Portland International Raceway  
Circuit Length = 1.9700 miles  
Start: 09:10 Flag 09:30 End: 09:31

Printed - 09:34 Saturday, July 14, 2018

# Grand Prix of Portland

## GT SprintX

### ROUND 7 - Saturday 14th July 2018 - GRID (60 minutes) - AMENDED



ROW 9	17	1:14.640	<b>27</b> Dream Racing Motorsport	<i>GT Cup</i>	
ROW 8					
ROW 7	13	1:12.582	<b>63</b> DXDT Racing	<i>GT - Am</i>	
ROW 6	11	1:12.421	<b>47</b> PPM	<i>GT - Pro/Am</i>	12
					55 Dream Racing Motorsport
					<i>GT - Pro/Am</i>
ROW 5	9	1:11.837	<b>07</b> Squadra Corse Garage Italia	<i>GT - Am</i>	10
					87 Vital Speed Motorsports
					<i>GT - Am</i>
ROW 4	7	1:11.003	<b>96</b> Pfaff Motorsports	<i>GT - Pro/Pro</i>	8
					31 TR3 Racing
					<i>GT - Pro/Am</i>
ROW 3	5	1:10.548	<b>9</b> K-PAX Racing	<i>GT - Pro/Pro</i>	6
					19 TruSpeed AutoSport
					<i>GT - Pro/Am</i>
ROW 2	3	1:10.441	<b>2</b> CRP Racing	<i>GT - Pro/Pro</i>	4
					3 K-PAX Racing
					<i>GT - Pro/Pro</i>
ROW 1	1	1:10.177	<b>24</b> Alegria Motorsports	<i>GT - Pro/Pro</i>	2
					61 R. Ferri Motorsport
					<i>GT - Pro/Pro</i>
<b>Pole</b>					

Car #55 - 3 position grid penalty - Stewards' decision #5

Portland International Raceway  
Circuit Length = 1.9700 miles

These results are provisional until the conclusion of any judicial and technical matters.

Chief Steward :		Chief of Timing :	
-----------------	--	-------------------	--

Results can be found at [www.tsl-timing.com](http://www.tsl-timing.com)

Printed - 11:10 Saturday, July 14, 2018



# Grand Prix of Portland

## GT SprintX

### ROUND 7 - Saturday 14th July 2018 - CLASSIFICATION - FINAL



POS	NO	CL	PIC	TEAM / DRIVERS	CAR / ENTRY	LAPS	TIME	GAP	DIFF	MPH	BEST	ON
1	61	Pro/Prc	1	Toni VILANDER (FIN) / Miguel MOLINA (ESP) R. Ferri Motorsport	Ferrari 488 GT3 Ferrari of Ontario, Toronto, Alberta, Zek	48	1:00:25.771			93.88	1:10.791	35
2	24	Pro/Prc	2	Michael CHRISTENSEN (DNK) / Spencer PUMPELLY (USA) Alegra Motorsports	Porsche 911 GT3 R (991) Insync Healthcare Solutions	48	1:00:27.240	1.469	1.469	93.84	1:11.014	13
3	19	Pro/Am	1	Parker CHASE (USA) / Ryan DALZIEL (USA) TruSpeed AutoSport	Audi R8 LMS Vertical Bridge, Protein Water	48	1:00:27.880	2.109	0.640	93.83	1:10.937	32
4	31	Pro/Am	2	Wei LU (CAN) / Jeff SEGAL (USA) TR3 Racing	Ferrari 488 GT3 Ferrari Of Vancouver	48	1:00:28.471	2.700	0.591	93.81	1:10.905	33
5	55	Pro/Am	3	Yuki HARATA (JPN) / Alessandro BRESSAN (ITA) Dream Racing Motorsport	Lamborghini Huracan GT3 Ace 1, Dream Racing	48	1:00:50.288	24.517	21.817	93.25	1:11.396	28
6	96	Pro/Prc	3	Wolf HENZLER (DEU) / Scott HARGROVE (CAN) Pfaff Motorsports	Porsche 911 GT3 R (991) Pfaff Porsche, Castrol, Carbon Marine, i	48	1:00:52.686	26.915	2.398	93.19	1:11.085	33
7	2	Pro/Prc	4	Daniel MORAD (CAN) / Matt BRABHAM (USA) CRP Racing	Mercedes-AMG GT3 DeVilbiss	48	1:01:01.891	36.120	9.205	92.96	1:11.560	48
8	07	Am	1	Caesar BACARELLA (USA) / Martin FUENTES (MEX) Squadra Corse Garage Italia	Ferrari 488 GT3 Hublot, Alpha Prime, Garage Italia, Ferr	48	1:01:05.790	40.019	3.899	92.86	1:11.370	39
9	47	Pro/Am	4	Patrick BYRNE (USA) / Guy COSMO (USA) PPM	Lamborghini Huracan GT3 Torxen	48	1:01:34.609	1:08.838	28.819	92.13	1:12.432	29
10	87	Am	2	Trevor BAEK (USA) / Rich BAEK (USA) Vital Speed Motorsports	Ferrari 488 GT3 Vital Speed Motorsports	47	1:01:26.432	1 Lap	1 Lap	90.41	1:12.893	9
11	63	Am	3	David ASKEW (USA) DXDT Racing	Mercedes AMG GT3 Ace 1, Dream Racing	47	1:01:30.924	1 Lap	4.492	90.30	1:12.586	42
12	27		1	Ryan HARDWICK Dream Racing Motorsport	Lamborghini Huracan Super Trc 1st Phorm, Dream Racing Motorsport	47	1:01:34.441	1 Lap	3.517	90.22	1:14.873	35
13	3	Pro/Prc	5	Rodrigo BAPTISTA (BRA) / Maxime SOULET (BEL) K-PAX Racing	Bentley Continental GT3 Opti-Coat	26	33:29.934	22 Laps	21 Laps	91.74	1:11.601	13

#### NOT CLASSIFIED

NC	9	Pro/Prc		Alvaro PARENTE (PRT) / Andy SOUCEK (ESP) K-PAX Racing	Bentley Continental GT3 Opti-Coat	15	26:21.795	33 Laps	11 Laps	67.25	1:11.457	11
----	---	---------	--	--	--------------------------------------	----	-----------	---------	---------	-------	----------	----

#### FASTEST LAP

61	Pro/Prc	Toni VILANDER (FIN) / Miguel MOLINA (ESP) R. Ferri Motorsport	Ferrari 488 GT3 Ferrari of Ontario, Toronto, Alberta, Zek	35	1:10.791	100.18 mph	161.22 kph
31	Pro/Am	Wei LU (CAN) / Jeff SEGAL (USA) TR3 Racing	Ferrari 488 GT3 Ferrari Of Vancouver	33	1:10.905	100.02 mph	160.96 kph
07	Am	Caesar BACARELLA (USA) / Martin FUENTES (MEX) Squadra Corse Garage Italia	Ferrari 488 GT3 Hublot, Alpha Prime, Garage Italia, Ferr	39	1:11.370	99.36 mph	159.91 kph
27		Ryan HARDWICK Dream Racing Motorsport	Lamborghini Huracan Super Trc 1st Phorm, Dream Racing Motorsport	35	1:14.873	94.72 mph	152.43 kph

Weather / Track : Sunny / Dry

These results are provisional until the conclusion of any judicial and technical matters.

Portland International Raceway  
Circuit Length = 1.9700 miles  
Start: 13:10 Flag 14:10 End: 14:13

Chief Steward :

Chief of Timing :

Results can be found at [www.tsl-timing.com](http://www.tsl-timing.com)

Printed - 14:19 Saturday, July 14, 2018



# Grand Prix of Portland

## GT SprintX - GT Class

### ROUND 7 - Saturday 14th July 2018 - CLASSIFICATION - FINAL



POS	NO	CL	PIC	TEAM / DRIVERS	CAR / ENTRY	LAPS	TIME	GAP	DIFF	MPH	BEST	ON
1	61	Pro/Pro	1	R. Ferri Motorsport Toni VILANDER (FIN) / Miguel MOLINA (ESP)	Ferrari 488 GT3 Ferrari of Ontario, Toronto, Alberta, Zek	48	1:00:25.771			93.88	1:10.791	35
2	24	Pro/Pro	2	Alegra Motorsports Michael CHRISTENSEN (DNK) / Spencer PUMPELLY (USA)	Porsche 911 GT3 R (991) Insync Healthcare Solutions	48	1:00:27.240	1.469	1.469	93.84	1:11.014	13
3	19	Pro/Am	1	TruSpeed AutoSport Parker CHASE (USA) / Ryan DALZIEL (USA)	Audi R8 LMS Vertical Bridge, Protein Water	48	1:00:27.880	2.109	0.640	93.83	1:10.937	32
4	31	Pro/Am	2	TR3 Racing Wei LU (CAN) / Jeff SEGAL (USA)	Ferrari 488 GT3 Ferrari Of Vancouver	48	1:00:28.471	2.700	0.591	93.81	1:10.905	33
5	55	Pro/Am	3	Dream Racing Motorsport Yuki HARATA (JPN) / Alessandro BRESSAN (ITA)	Lamborghini Huracan GT3 Ace 1, Dream Racing	48	1:00:50.288	24.517	21.817	93.25	1:11.396	28
6	96	Pro/Pro	3	Pfaff Motorsports Wolf HENZLER (DEU) / Scott HARGROVE (CAN)	Porsche 911 GT3 R (991) Pfaff Porsche, Castrol, Carbon Marine, i	48	1:00:52.686	26.915	2.398	93.19	1:11.085	33
7	2	Pro/Pro	4	CRP Racing Daniel MORAD (CAN) / Matt BRABHAM (USA)	Mercedes-AMG GT3 DeVilbiss	48	1:01:01.891	36.120	9.205	92.96	1:11.560	48
8	07	Am	1	Squadra Corse Garage Italia Caesar BACARELLA (USA) / Martin FUENTES (MEX)	Ferrari 488 GT3 Hublot, Alpha Prime, Garage Italia, Ferr	48	1:01:05.790	40.019	3.899	92.86	1:11.370	39
9	47	Pro/Am	4	PPM Patrick BYRNE (USA) / Guy COSMO (USA)	Lamborghini Huracan GT3 Torxen	48	1:01:34.609	1:08.838	28.819	92.13	1:12.432	29
10	87	Am	2	Vital Speed Motorsports Trevor BAEK (USA) / Rich BAEK (USA)	Ferrari 488 GT3 Vital Speed Motorsports	47	1:01:26.432	1 Lap	1 Lap	90.41	1:12.893	9
11	63	Am	3	DXDT Racing David ASKEW (USA)	Mercedes AMG GT3 Ace 1, Dream Racing	47	1:01:30.924	1 Lap	4.492	90.30	1:12.586	42
12	3	Pro/Pro	5	K-PAX Racing Rodrigo BAPTISTA (BRA) / Maxime SOULET (BEL)	Bentley Continental GT3 Opti-Coat	26	33:29.934	22 Laps	21 Laps	91.74	1:11.601	13

#### NOT CLASSIFIED

NC	9	Pro/Pro		K-PAX Racing Alvaro PARENTÉ (PRT) / Andy SOUCEK (ESP)	Bentley Continental GT3 Opti-Coat	15	26:21.795	33 Laps	11 Laps	67.25	1:11.457	11
----	---	---------	--	--	--------------------------------------	----	-----------	---------	---------	-------	----------	----

#### FASTEST LAP

61	Pro/Prc	R. Ferri Motorsport Toni VILANDER (FIN) / Miguel MOLINA (ESP)	Ferrari 488 GT3 Ferrari of Ontario, Toronto, Alberta, Zek	35	1:10.791	100.18 mph	161.22 kph
31	Pro/Am	TR3 Racing Wei LU (CAN) / Jeff SEGAL (USA)	Ferrari 488 GT3 Ferrari Of Vancouver	33	1:10.905	100.02 mph	160.96 kph
07	Am	Squadra Corse Garage Italia Caesar BACARELLA (USA) / Martin FUENTES (MEX)	Ferrari 488 GT3 Hublot, Alpha Prime, Garage Italia, Ferr	39	1:11.370	99.36 mph	159.91 kph

Weather / Track : Sunny / Dry

These results are provisional until the conclusion of any judicial and technical matters.

Portland International Raceway  
Circuit Length = 1.9700 miles  
Start: 13:10 Flag 14:10 End: 14:13

Chief Steward :

Chief of Timing :

Results can be found at [www.tsl-timing.com](http://www.tsl-timing.com)

Printed - 14:16 Saturday, July 14, 2018



# Grand Prix of Portland

## GT SprintX - GT Cup Class

### ROUND 7 - Saturday 14th July 2018 - CLASSIFICATION - FINAL



POS	NO	CL	PIC	TEAM / DRIVERS	CAR / ENTRY	LAPS	TIME	GAP	DIFF	MPH	BEST	ON
1	27		1	Dream Racing Motorsport Ryan HARDWICK	Lamborghini Huracan Super Trc 1st Phorm, Dream Racing Motorsport	47	1:01:34.441			90.22	1:14.873	35
FASTEST LAP												
	27			Dream Racing Motorsport Ryan HARDWICK	Lamborghini Huracan Super Trc 1st Phorm, Dream Racing Motorsport	35	1:14.873			94.72 mph		152.43 kph

Weather / Track : Sunny / Dry

These results are provisional until the conclusion of any judicial and technical matters.

Portland International Raceway  
Circuit Length = 1.9700 miles  
Start: 13:10 Flag 14:10 End: 14:13

Chief Steward :

Chief of Timing :

Results can be found at [www.tsl-timing.com](http://www.tsl-timing.com)

Printed - 14:18 Saturday, July 14, 2018





# Grand Prix of Portland

## GT SprintX

### ROUND 7 - Saturday 14th July 2018 - LAP CHART

LAP 1 @ 13:11:23.739			LAP 2 @ 13:12:35.829			LAP 3 @ 13:13:47.329			LAP 4 @ 13:14:58.838			LAP 5 @ 13:16:10.533		
NO	BEHIND	LAP TIME	NO	BEHIND	LAP TIME	NO	BEHIND	LAP TIME	NO	BEHIND	LAP TIME	NO	BEHIND	LAP TIME
24		1:17.340	24		1:12.090	24		1:11.500	24		1:11.509	24		1:11.695
61	1.004	1:18.344	61	1.027	1:12.113	61	1.391	1:11.864	61	1.458	1:11.576	61	1.170	1:11.407
2	2.625	1:19.965	2	2.955	1:12.420	2	3.458	1:12.003	2	3.928	1:11.979	2	3.899	1:11.666
3	2.978	1:20.318	3	3.426	1:12.538	3	3.934	1:12.008	3	4.326	1:11.901	3	4.456	1:11.825
9	3.194	1:20.534	9	3.910	1:12.806	9	4.514	1:12.104	9	5.155	1:12.150	9	5.126	1:11.666
19	3.618	1:20.958	19	5.467	1:13.939	19	6.443	1:12.476	19	7.434	1:12.500	19	7.809	1:12.070
55	4.018	1:21.358	55	6.454	1:14.526	96	8.239	1:12.991	96	8.769	1:12.039	96	9.119	1:12.045
96	4.372	1:21.712	96	6.748	1:14.466	31	9.125	1:13.386	31	10.319	1:12.703	31	11.293	1:12.669
31	5.231	1:22.571	31	7.239	1:14.098	55	9.795	1:14.841	55	11.510	1:13.224	55	12.784	1:12.969
07	5.687	1:23.027	63	9.537	1:14.878	63	12.329	1:14.292	63	15.103	1:14.283	63	17.433	1:14.025
63	6.749	1:24.089	87	10.616	1:15.383	87	13.268	1:14.152	87	15.711	1:13.952	87	18.622	1:14.606
87	7.323	1:24.663	27	12.929	1:16.263	47	15.601	1:13.977	47	17.884	1:13.792	47	19.883	1:13.694
27	8.756	1:26.096	47	13.124	1:15.098	27	18.011	1:16.582	27	22.073	1:15.571	27	25.680	1:15.302
47	10.116	1:27.456	07	29.238	1:35.641	07	32.262	1:14.524	07	49.065	1:28.312	07	52.218	1:14.848

Weather / Track : Sunny / Dry

Portland International Raceway  
Circuit Length = 1.9700 miles  
Start: 13:10 Flag 14:10 End: 14:13

# Grand Prix of Portland

## GT SprintX

### ROUND 7 - Saturday 14th July 2018 - LAP CHART

LAP 6 @ 13:17:22.083			LAP 7 @ 13:18:33.332			LAP 8 @ 13:19:44.612			LAP 9 @ 13:20:55.683			LAP 10 @ 13:22:06.828		
NO	BEHIND	LAP TIME	NO	BEHIND	LAP TIME	NO	BEHIND	LAP TIME	NO	BEHIND	LAP TIME	NO	BEHIND	LAP TIME
24		1:11.550	24		1:11.249	24		1:11.280	24		1:11.071	24		1:11.145
61	1.148	1:11.528	61	1.103	1:11.204	61	1.152	1:11.329	61	1.275	1:11.194	61	1.181	1:11.051
2	4.110	1:11.761	2	4.726	1:11.865	2	5.010	1:11.564	2	5.731	1:11.792	2	6.492	1:11.906
3	4.636	1:11.730	3	5.207	1:11.820	3	5.763	1:11.836	3	6.455	1:11.763	3	6.975	1:11.665
9	5.072	1:11.496	9	5.803	1:11.980	9	6.703	1:12.180	9	7.333	1:11.701	9	7.868	1:11.680
19	8.063	1:11.804	19	8.431	1:11.617	19	10.668	1:13.517	19	12.092	1:12.495	19	13.019	1:12.072
96	9.488	1:11.919	96	10.236	1:11.997	96	11.096	1:12.140	96	12.566	1:12.541	96	13.577	1:12.156
31	12.278	1:12.535	31	13.519	1:12.490	31	14.954	1:12.715	31	16.422	1:12.539	31	17.799	1:12.522
55	14.135	1:12.901	55	15.737	1:12.851	55	17.365	1:12.908	55	19.081	1:12.787	55	20.556	1:12.620
63	19.951	1:14.068	63	22.575	1:13.873	63	24.947	1:13.652	63	28.101	1:14.225	63	30.120	1:13.164
47	21.591	1:13.258	47	23.819	1:13.477	47	25.719	1:13.180	47	28.540	1:13.892	47	31.189	1:13.794
27	29.339	1:15.209	27	33.242	1:15.152	27	37.220	1:15.258	27	41.611	1:15.462	27	45.659	1:15.193
87	38.647	1:31.575 P	87	48.347	1:20.949	87	50.439	1:13.372	87	52.261	1:12.893	87	54.368	1:13.252
07	54.618	1:13.950	07	57.012	1:13.643	07	58.962	1:13.230	07	1:01.747	1:13.856	07	1:03.766	1:13.164

Weather / Track : Sunny / Dry

Portland International Raceway  
Circuit Length = 1.9700 miles  
Start: 13:10 Flag 14:10 End: 14:13

# Grand Prix of Portland

## GT SprintX

### ROUND 7 - Saturday 14th July 2018 - LAP CHART

LAP 11 @ 13:23:17.990			LAP 12 @ 13:24:29.043			LAP 13 @ 13:25:40.057			LAP 14 @ 13:26:51.485			LAP 15 @ 13:28:13.259		
NO	BEHIND	LAP TIME	NO	BEHIND	LAP TIME	NO	BEHIND	LAP TIME	NO	BEHIND	LAP TIME	NO	BEHIND	LAP TIME
24		1:11.162	24		1:11.053	24		1:11.014	24		1:11.428	24		1:21.774
61	1.142	1:11.123	61	1.300	1:11.211	61	1.438	1:11.152	61	1.330	1:11.320	61	1.183	1:21.627
2	7.154	1:11.824	2	7.678	1:11.577	2	8.254	1:11.590	2	8.572	1:11.746	2	2.988	1:16.190
3	7.723	1:11.910	3	8.476	1:11.806	3	9.063	1:11.601	3	9.405	1:11.770	3	4.647	1:17.016
9	8.163	1:11.457	9	8.889	1:11.779	19	15.174	1:12.105	19	15.665	1:11.919	19	11.637	1:17.746
19	13.392	1:11.535	19	14.083	1:11.744	96	16.947	1:12.410	96	17.783	1:12.264	96	12.546	1:16.537
96	14.562	1:12.147	96	15.551	1:12.042	31	21.742	1:12.413	31	22.701	1:12.387	31	14.088	1:13.161
31	19.068	1:12.431	31	20.343	1:12.328	55	25.365	1:13.030	55	26.866	1:12.929	55	23.548	1:18.456
55	21.808	1:12.414	55	23.349	1:12.594	63	37.270	1:13.263	63	39.703	1:13.861	63	35.286	1:17.357
63	32.674	1:13.716	63	35.021	1:13.400	47	39.273	1:13.984	47	42.062	1:14.217	47	35.826	1:15.538
47	33.447	1:13.420	47	36.303	1:13.909	27	58.144	1:14.912	27	1:02.362	1:15.646	27	56.483	1:15.895
27	49.843	1:15.346	27	54.246	1:15.456	87	1:00.635	1:13.249	87	1:02.837	1:13.630	87	56.891	1:15.828
87	56.228	1:13.022	87	58.400	1:13.225	07	1:09.836	1:12.890	07	1:14.288	1:15.880	07	1:08.014	1:15.500
07	1:05.739	1:13.135	07	1:07.960	1:13.274									

Weather / Track : Sunny / Dry

# Grand Prix of Portland

## GT SprintX

### ROUND 7 - Saturday 14th July 2018 - LAP CHART

LAP 16 @ 13:30:16.726			LAP 17 @ 13:32:19.641			LAP 18 @ 13:33:31.403			LAP 19 @ 13:34:42.718			LAP 20 @ 13:35:54.227		
NO	BEHIND	LAP TIME	NO	BEHIND	LAP TIME	NO	BEHIND	LAP TIME	NO	BEHIND	LAP TIME	NO	BEHIND	LAP TIME
<b>24</b>		2:03.467	<b>24</b>		2:02.915	<b>24</b>		1:11.762	<b>24</b>		1:11.315	<b>24</b>		1:11.509
<b>61</b>	1.080	2:03.364	<b>61</b>	0.500	2:02.335	<b>61</b>	0.592	1:11.854	<b>61</b>	0.812	1:11.535	<b>61</b>	0.661	1:11.358
<b>2</b>	2.004	2:02.483	<b>2</b>	1.322	2:02.233	<b>2</b>	2.049	1:12.489	<b>2</b>	2.623	1:11.889	<b>2</b>	2.750	1:11.636
<b>3</b>	3.024	2:01.844	<b>3</b>	1.686	2:01.577	<b>3</b>	2.620	1:12.696	<b>3</b>	3.247	1:11.942	<b>3</b>	3.538	1:11.800
<b>19</b>	4.064	1:55.894	<b>19</b>	2.490	2:01.341	<b>19</b>	3.409	1:12.681	<b>19</b>	4.288	1:12.194	<b>63</b>	13.232	1:13.757
<b>96</b>	5.057	1:55.978	<b>96</b>	3.018	2:00.876	<b>96</b>	4.054	1:12.798	<b>96</b>	5.034	1:12.295	<b>87</b>	16.850	1:13.853
<b>31</b>	6.053	1:55.432	<b>31</b>	3.884	2:00.746	<b>31</b>	5.258	1:13.136	<b>31</b>	6.937	1:12.994	<b>07</b>	17.311	1:13.996
<b>55</b>	7.843	1:47.762	<b>55</b>	4.815	1:59.887	<b>55</b>	6.262	1:13.209	<b>55</b>	7.871	1:12.924	<b>27</b>	22.828	1:15.605
<b>63</b>	9.529	1:37.710	<b>63</b>	6.037	1:59.423	<b>63</b>	8.807	1:14.532	<b>63</b>	10.984	1:13.492	<b>96</b>	25.981	1:32.456 P
<b>47</b>	10.515	1:38.156	<b>47</b>	6.723	1:59.123	<b>47</b>	10.445	1:15.484	<b>47</b>	12.948	1:13.818	<b>9</b>	5 Laps	1:55.266 P
<b>27</b>	12.114	1:19.098	<b>27</b>	8.085	1:58.886	<b>87</b>	11.846	1:15.311	<b>87</b>	14.506	1:13.975	<b>19</b>	1:07.560	2:14.781 P
<b>87</b>	12.658	1:19.234	<b>87</b>	8.297	1:58.554	<b>07</b>	12.314	1:15.380	<b>07</b>	14.824	1:13.825			
<b>07</b>	19.237	1:14.690	<b>07</b>	8.696	1:52.374	<b>27</b>	13.913	1:17.590	<b>27</b>	18.732	1:16.134			
			<b>9</b>	4 Laps	8:29.642 P	<b>9</b>	4 Laps	1:25.354						

Weather / Track : Sunny / Dry

Portland International Raceway  
 Circuit Length = 1.9700 miles  
 Start: 13:10 Flag 14:10 End: 14:13

# Grand Prix of Portland

## GT SprintX

### ROUND 7 - Saturday 14th July 2018 - LAP CHART

LAP 21 @ 13:37:05.591			LAP 22 @ 13:38:17.231			LAP 23 @ 13:39:29.472			LAP 24 @ 13:40:46.349			LAP 25 @ 13:42:00.805		
NO	BEHIND	LAP TIME	NO	BEHIND	LAP TIME	NO	BEHIND	LAP TIME	NO	BEHIND	LAP TIME	NO	BEHIND	LAP TIME
<b>24</b>		1:11.364	<b>24</b>		1:11.640	<b>61</b>		1:11.740	<b>2</b>		1:11.949	<b>3</b>		1:12.160
<b>61</b>	0.681	1:11.384	<b>61</b>	0.501	1:11.460	<b>96</b>	1 Lap	1:11.775	<b>19</b>	1 Lap	1:11.477	<b>31</b>	1 Lap	1:11.056
<b>31</b>	1 Lap	2:18.863 <b>P</b>	<b>96</b>	1 Lap	2:01.331	<b>2</b>	4.928	1:12.071	<b>3</b>	2.296	1:11.991	<b>55</b>	1 Lap	1:11.513
<b>2</b>	3.338	1:11.952	<b>2</b>	5.098	1:13.400	<b>19</b>	1 Lap	1:12.094	<b>31</b>	1 Lap	1:11.265	<b>63</b>	16.019	1:13.442
<b>3</b>	4.142	1:11.968	<b>19</b>	1 Lap	1:22.128	<b>3</b>	7.182	1:12.592	<b>61</b>	13.423	1:30.300 <b>P</b>	<b>07</b>	1 Lap	1:12.803
<b>55</b>	1 Lap	2:25.646 <b>P</b>	<b>3</b>	6.831	1:14.329	<b>31</b>	1 Lap	1:11.668	<b>55</b>	1 Lap	1:12.813	<b>47</b>	1 Lap	1:12.974
<b>47</b>	1 Lap	2:23.341 <b>P</b>	<b>31</b>	1 Lap	1:20.059	<b>24</b>	17.638	1:29.879 <b>P</b>	<b>63</b>	17.033	1:14.392	<b>87</b>	1 Lap	2:29.563 <b>P</b>
<b>63</b>	15.462	1:13.594	<b>07</b>	1 Lap	2:20.211 <b>P</b>	<b>63</b>	19.518	1:14.145	<b>07</b>	1 Lap	1:12.275	<b>27</b>	1 Lap	1:16.663
<b>87</b>	19.061	1:13.575	<b>63</b>	17.614	1:13.792	<b>55</b>	1 Lap	1:12.194	<b>47</b>	1 Lap	1:13.066	<b>61</b>	1:05.575	2:06.608
<b>27</b>	26.925	1:15.461	<b>55</b>	1 Lap	1:21.178	<b>27</b>	1 Lap	2:20.888 <b>P</b>	<b>27</b>	1 Lap	1:23.322	<b>24</b>	1:05.964	1:14.190
			<b>87</b>	21.234	1:13.813	<b>07</b>	1 Lap	1:21.736	<b>24</b>	1:06.230	2:05.469	<b>96</b>	1:07.344	1:12.222
			<b>47</b>	1 Lap	1:23.145	<b>87</b>	24.688	1:15.695	<b>96</b>	1:09.578	1:11.258	<b>19</b>	1:09.743	1:11.567
						<b>47</b>	1 Lap	1:13.729	<b>19</b>	1:12.632	1:11.495	<b>31</b>	1:12.919	1:11.158
						<b>96</b>	1:15.197	1:11.355				<b>2</b>	1:20.343	2:34.799 <b>P</b>
												<b>55</b>	1:25.068	1:11.940

Weather / Track : Sunny / Dry

# Grand Prix of Portland

## GT SprintX

### ROUND 7 - Saturday 14th July 2018 - LAP CHART

LAP 26 @ 13:43:30.557			LAP 27 @ 13:44:44.904			LAP 28 @ 13:45:59.255			LAP 29 @ 13:47:12.739			LAP 30 @ 13:48:25.643		
NO	BEHIND	LAP TIME	NO	BEHIND	LAP TIME	NO	BEHIND	LAP TIME	NO	BEHIND	LAP TIME	NO	BEHIND	LAP TIME
63		1:13.733	63		1:14.347	63		1:14.351	63		1:13.484	63		1:12.904
07	1 Lap	1:12.365	07	1 Lap	1:14.292	47	1 Lap	1:12.884	47	1 Lap	1:12.480	47	1 Lap	1:12.432
47	1 Lap	1:13.009	47	1 Lap	1:13.668	87	1 Lap	1:15.484	87	1 Lap	1:14.672	87	1 Lap	1:14.942
3	5.776	1:35.528 P	87	1 Lap	1:16.222	27	1 Lap	1:15.573	27	1 Lap	1:15.210	27	1 Lap	1:15.279
87	1 Lap	1:26.319	27	1 Lap	1:16.211	61	42.337	1:11.394	61	39.886	1:11.033	61	37.948	1:10.966
27	1 Lap	1:17.248	61	45.294	1:11.642	24	43.580	1:11.803	24	41.519	1:11.423	24	39.974	1:11.359
61	47.999	1:12.176	24	46.128	1:12.070	96	45.245	1:12.746	96	43.228	1:11.467	96	42.055	1:11.731
24	48.405	1:12.193	96	46.850	1:11.806	19	45.746	1:11.507	19	43.755	1:11.493	19	42.668	1:11.817
96	49.391	1:11.799	19	48.590	1:11.392	31	48.887	1:11.231	31	46.503	1:11.100	31	44.709	1:11.110
19	51.545	1:11.554	31	52.007	1:11.605	55	1:01.686	1:11.396	55	59.919	1:11.717	55	58.851	1:11.836
31	54.749	1:11.582	55	1:04.641	1:11.945	2	1:09.701	1:12.685	2	1:08.343	1:12.126	2	1:07.589	1:12.150
55	1:07.043	1:11.727	2	1:11.367	1:13.309	07	1:10.880	1:11.756	07	1:08.995	1:11.599	07	1:07.937	1:11.846
2	1:12.405	1:21.814	07	1:13.475	1:13.159									

Weather / Track : Sunny / Dry

Portland International Raceway  
Circuit Length = 1.9700 miles  
Start: 13:10 Flag 14:10 End: 14:13

# Grand Prix of Portland

## GT SprintX

### ROUND 7 - Saturday 14th July 2018 - LAP CHART

LAP 31 @ 13:49:38.618			LAP 32 @ 13:50:52.106			LAP 33 @ 13:52:06.535			LAP 34 @ 13:53:20.147			LAP 35 @ 13:54:33.374		
NO	BEHIND	LAP TIME	NO	BEHIND	LAP TIME	NO	BEHIND	LAP TIME	NO	BEHIND	LAP TIME	NO	BEHIND	LAP TIME
63		1:12.975	63		1:13.488	63		1:14.429	63		1:13.612	63		1:13.227
47	1 Lap	1:12.622	47	1 Lap	1:13.318	87	1 Lap	1:14.173	61	28.646	1:11.692	61	26.210	1:10.791
87	1 Lap	1:15.033	87	1 Lap	1:14.057	61	30.566	1:11.258	87	1 Lap	1:16.303	24	30.502	1:11.835
27	1 Lap	1:15.264	27	1 Lap	1:15.344	27	1 Lap	1:16.547	24	31.894	1:11.809	19	32.152	1:12.257
61	36.174	1:11.201	61	33.737	1:11.051	24	33.697	1:11.447	19	33.122	1:11.460	31	34.601	1:12.745
24	38.443	1:11.444	24	36.679	1:11.724	19	35.274	1:11.067	31	35.083	1:11.760	87	1 Lap	1:17.686
19	41.187	1:11.494	19	38.636	1:10.937	31	36.935	1:10.905	27	1 Lap	1:18.256	27	1 Lap	1:15.700
31	42.755	1:11.021	31	40.459	1:11.192	55	52.852	1:11.560	55	50.858	1:11.618	55	49.252	1:11.621
55	57.513	1:11.637	55	55.721	1:11.696	96	59.952	1:11.085	96	58.048	1:11.708	96	56.066	1:11.245
96	58.631	1:29.551 P	96	1:03.296	1:18.153	2	1:03.337	1:12.523	2	1:01.837	1:12.112	2	1:00.873	1:12.263
2	1:06.407	1:11.793	2	1:05.243	1:12.324	07	1:04.179	1:12.813	07	1:02.307	1:11.740	07	1:02.962	1:13.882
07	1:06.907	1:11.945	07	1:05.795	1:12.376	47	1:11.574	1:12.661	47	1:10.662	1:12.700	47	1:11.508	1:14.073
			47	1:13.342	1:13.114									

Weather / Track : Sunny / Dry

# Grand Prix of Portland

## GT SprintX

### ROUND 7 - Saturday 14th July 2018 - LAP CHART

LAP 36 @ 13:55:46.589			LAP 37 @ 13:57:22.106			LAP 38 @ 13:58:33.348			LAP 39 @ 13:59:44.832			LAP 40 @ 14:00:56.454		
NO	BEHIND	LAP TIME	NO	BEHIND	LAP TIME	NO	BEHIND	LAP TIME	NO	BEHIND	LAP TIME	NO	BEHIND	LAP TIME
<b>63</b>		1:13.215	<b>61</b>		1:11.219	<b>61</b>		1:11.242	<b>61</b>		1:11.484	<b>61</b>		1:11.622
<b>61</b>	24.298	1:11.303	<b>24</b>	4.593	1:11.382	<b>24</b>	4.689	1:11.338	<b>24</b>	4.505	1:11.300	<b>24</b>	4.124	1:11.241
<b>24</b>	28.728	1:11.441	<b>19</b>	6.406	1:11.634	<b>19</b>	6.429	1:11.265	<b>19</b>	6.173	1:11.228	<b>19</b>	5.968	1:11.417
<b>19</b>	30.289	1:11.352	<b>31</b>	8.621	1:11.281	<b>31</b>	8.464	1:11.085	<b>31</b>	7.904	1:10.924	<b>31</b>	7.435	1:11.153
<b>31</b>	32.857	1:11.471	<b>87</b>	1 Lap	1:15.779	<b>63</b>	1 Lap	3:04.889 P	<b>55</b>	25.189	1:12.619	<b>55</b>	25.834	1:12.267
<b>87</b>	1 Lap	1:14.718	<b>27</b>	1 Lap	1:15.480	<b>87</b>	1 Lap	1:15.593	<b>87</b>	1 Lap	1:15.380	<b>87</b>	1 Lap	1:16.089
<b>27</b>	1 Lap	1:14.873	<b>55</b>	23.667	1:11.533	<b>55</b>	24.054	1:11.629	<b>96</b>	30.478	1:11.797	<b>96</b>	30.278	1:11.422
<b>55</b>	47.651	1:11.614	<b>96</b>	30.229	1:11.203	<b>27</b>	1 Lap	1:16.923	<b>27</b>	1 Lap	1:16.654	<b>2</b>	37.103	1:12.299
<b>96</b>	54.543	1:11.692	<b>2</b>	35.907	1:11.948	<b>96</b>	30.165	1:11.178	<b>2</b>	36.426	1:11.589	<b>27</b>	1 Lap	1:15.667
<b>2</b>	59.476	1:11.818	<b>07</b>	37.633	1:11.427	<b>2</b>	36.321	1:11.656	<b>07</b>	38.102	1:11.370	<b>07</b>	38.799	1:12.319
<b>07</b>	1:01.723	1:11.976	<b>47</b>	48.882	1:13.080	<b>07</b>	38.216	1:11.825	<b>63</b>	1 Lap	1:41.914 P	<b>47</b>	53.910	1:13.405
<b>47</b>	1:11.319	1:13.026				<b>47</b>	50.507	1:12.867	<b>47</b>	52.127	1:13.104	<b>63</b>	1 Lap	1:20.266

Weather / Track : Sunny / Dry



# Grand Prix of Portland

## GT SprintX

### ROUND 7 - Saturday 14th July 2018 - LAP CHART

LAP 41 @ 14:02:08.173			LAP 42 @ 14:03:20.053			LAP 43 @ 14:04:31.447			LAP 44 @ 14:05:43.100			LAP 45 @ 14:06:55.179		
NO	BEHIND	LAP TIME	NO	BEHIND	LAP TIME	NO	BEHIND	LAP TIME	NO	BEHIND	LAP TIME	NO	BEHIND	LAP TIME
61		1:11.719	61		1:11.880	61		1:11.394	61		1:11.653	61		1:12.079
24	3.976	1:11.571	24	3.831	1:11.735	24	4.184	1:11.747	24	4.064	1:11.533	24	3.584	1:11.599
19	5.384	1:11.135	19	5.063	1:11.559	19	5.067	1:11.398	19	4.853	1:11.439	19	4.441	1:11.667
31	7.151	1:11.435	31	6.547	1:11.276	31	6.456	1:11.303	31	5.951	1:11.148	31	5.410	1:11.538
55	25.795	1:11.680	55	25.883	1:11.968	55	26.213	1:11.724	55	26.688	1:12.128	55	26.204	1:11.595
96	30.819	1:12.260	96	30.453	1:11.514	96	30.475	1:11.416	96	30.188	1:11.366	96	29.464	1:11.355
87	1 Lap	1:16.001	87	1 Lap	1:14.850	2	38.262	1:12.223	2	38.468	1:11.859	2	38.162	1:11.773
2	37.456	1:12.072	2	37.433	1:11.857	07	40.591	1:12.486	07	40.482	1:11.544	07	39.853	1:11.450
07	39.660	1:12.580	07	39.499	1:11.719	87	1 Lap	1:16.890	87	1 Lap	1:15.560	87	1 Lap	1:15.853
27	1 Lap	1:16.905	27	1 Lap	1:15.101	27	1 Lap	1:15.393	27	1 Lap	1:15.942	27	1 Lap	1:16.229
47	55.289	1:13.098	47	56.684	1:13.275	47	59.150	1:13.860	47	1:00.783	1:13.286	47	1:02.117	1:13.413
63	1 Lap	1:12.660	63	1 Lap	1:13.121	63	1 Lap	1:12.586	63	1 Lap	1:12.794	63	1 Lap	1:12.928

Weather / Track : Sunny / Dry

# Grand Prix of Portland

## GT SprintX

### ROUND 7 - Saturday 14th July 2018 - LAP CHART

LAP 46 @ 14:08:07.286			LAP 47 @ 14:09:19.225			LAP 48 @ 14:10:32.170		
NO	BEHIND	LAP TIME	NO	BEHIND	LAP TIME	NO	BEHIND	LAP TIME
61		1:12.107	61		1:11.939	61		1:12.945
24	3.010	1:11.533	24	2.474	1:11.403	24	1.469	1:11.940
19	3.784	1:11.450	19	3.282	1:11.437	19	2.109	1:11.772
31	4.878	1:11.575	31	4.217	1:11.278	31	2.700	1:11.428
55	26.268	1:12.171	55	25.779	1:11.450	55	24.517	1:11.683
96	28.854	1:11.497	96	28.350	1:11.435	96	26.915	1:11.510
2	37.841	1:11.786	2	37.505	1:11.603	2	36.120	1:11.560
07	39.355	1:11.609	07	39.028	1:11.612	07	40.019	1:13.936
87	1 Lap	1:15.563	87	1 Lap	1:15.565	87	1 Lap	1:16.376
27	1 Lap	1:15.587	27	1 Lap	1:15.555	63	1 Lap	1:12.954
63	1 Lap	1:13.580	63	1 Lap	1:13.042	27	1 Lap	1:16.510
47	1:06.226	1:16.216	47	1:08.060	1:13.773	47	1:08.838	1:13.723

Weather / Track : Sunny / Dry

# Grand Prix of Portland

## GT SprintX

### ROUND 7 - Saturday 14th July 2018 - POSITION CHART

No	Name	Lap Pos	Lap																																			
			1	2	3	4	5	6	7	8	9	10	11	12	13	14	15	16	17	18	19	20	21	22	23	24	25	26	27	28	29	30	31	32	33			
24	Alegra Motorsports	1	24	24	24	24	24	24	24	24	24	24	24	24	24	24	24	24	24	24	24	24	24	24	24	61	2	3	63	63	63	63	63	63	63	63	63	
61	R. Ferri Motorsport	2	61	61	61	61	61	61	61	61	61	61	61	61	61	61	61	61	61	61	61	61	61	61	61	2	3	63	3	61	61	61	61	61	61	61	61	61
2	CRP Racing	3	2	2	2	2	2	2	2	2	2	2	2	2	2	2	2	2	2	2	2	2	2	2	3	61	61	61	24	24	24	24	24	24	24	24	24	
3	K-PAX Racing	4	3	3	3	3	3	3	3	3	3	3	3	3	3	3	3	3	3	3	3	3	3	3	24	63	24	24	96	96	96	96	19	19	19	19	19	
9	K-PAX Racing	5	9	9	9	9	9	9	9	9	9	9	9	9	9	9	9	9	9	9	9	9	9	19	63	63	63	63	24	96	96	19	19	19	19	31	31	31
19	TruSpeed AutoSport	6	19	19	19	19	19	19	19	19	19	19	19	19	19	96	96	96	96	96	96	87	87	87	87	96	19	19	31	31	31	31	31	55	55	55		
96	Pfaff Motorsports	7	55	55	96	96	96	96	96	96	96	96	96	96	31	31	31	31	31	31	31	07	27	96	96	19	31	31	55	55	55	55	55	96	96	96	96	
31	TR3 Racing	8	96	96	31	31	31	31	31	31	31	31	31	31	55	55	55	55	55	55	27	96	19	19	31	2	55	2	2	2	2	2	2	2	2	2		
07	Squadra Corse Garage	9	31	31	55	55	55	55	55	55	55	55	55	63	63	63	63	63	63	63	96	19	31	31	55	55	2	07	07	07	07	07	07	07	07	07		
87	Vital Speed Motorsports	10	07	63	63	63	63	63	63	63	63	63	63	47	47	47	47	47	47	47	19	31	55	55	07	07	07	47	47	47	47	47	47	47	47	47	47	
47	PPM	11	63	87	87	87	87	87	47	47	47	47	47	27	27	27	27	27	27	27	87	87	87	87	07	47	47	47	87	87	87	87	87	87	87	87	87	87
55	Dream Racing Motorsports	12	87	27	47	47	47	27	27	27	27	27	27	87	87	87	87	87	87	87	07	07	07	07	87	87	87	27	27	27	27	27	27	27	27	27	27	
63	DXDT Racing	13	27	47	27	27	27	87	87	87	87	87	87	07	07	07	07	07	07	07	27	27	27	27	27	27	27	27	27	27	27	27	27	27	27	27	27	
27	Dream Racing Motorsports	14	47	07	07	07	07	07	07	07	07	07	07	9	9	9	9	9	9	9	9	9	9	9	9	9	9	9	9	9	9	9	9	9	9	9	9	

Weather / Track : Sunny / Dry

Portland International Raceway  
 Circuit Length = 1.9700 miles  
 Start: 13:10 Flag 14:10 End: 14:13

# Grand Prix of Portland

## GT SprintX

### ROUND 7 - Saturday 14th July 2018 - POSITION CHART

No	Name	Lap Pos	34	35	36	37	38	39	40	41	42	43	44	45	46	47	48
			24	Alegra Motorsports	1	63	63	63	61	61	61	61	61	61	61	61	61
61	R. Ferri Motorsport	2	61	61	61	24	24	24	24	24	24	24	24	24	24	24	24
2	CRP Racing	3	24	24	24	19	19	19	19	19	19	19	19	19	19	19	19
3	K-PAX Racing	4	19	19	19	31	31	31	31	31	31	31	31	31	31	31	31
9	K-PAX Racing	5	31	31	31	55	55	55	55	55	55	55	55	55	55	55	55
19	TruSpeed AutoSport	6	55	55	55	96	96	96	96	96	96	96	96	96	96	96	96
96	Pfaff Motorsports	7	96	96	96	2	2	2	2	2	2	2	2	2	2	2	2
31	TR3 Racing	8	2	2	2	07	07	07	07	07	07	07	07	07	07	07	07
07	Squadra Corse Garage	9	07	07	07	47	47	47	47	47	47	47	47	47	47	47	47
87	Vital Speed Motorsports	10	47	47	47	63	87	87	87	87	87	87	87	87	87	87	87
47	PPM	11	87	87	87	87	27	27	27	27	27	27	27	27	27	27	63
55	Dream Racing Motorsports	12	27	27	27	27	63	63	63	63	63	63	63	63	63	63	27
63	DXDT Racing	13															
27	Dream Racing Motorsports	14															

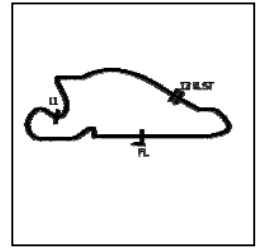
Weather / Track : Sunny / Dry

Portland International Raceway  
 Circuit Length = 1.9700 miles  
 Start: 13:10 Flag 14:10 End: 14:13

# Grand Prix of Portland

## GT SprintX

### ROUND 7 - Saturday 14th July 2018 - SECTOR ANALYSIS



SECTOR 1 = FL to I1, SECTOR 2 = I1 to I2, SECTOR 3 = I2 to FL, DIFF = Difference To Personal Best Lap, P = Crossed Finish Line in Pit Lane, D = Time Disallowed

<b>P1 61 Pro/Pro R. Ferri Motorsport</b>		Ferrari 488 GT3 - Ferrari of Ontario, Toronto, Alberta, Zekelman						
IDEAL LAP TIME : 1:10.768		BEST LAP TIME : 1:10.791		DIFFERENCE : 0.023				
D1: Toni VILANDER		D2: Miguel MOLINA						
LAP	SECTOR 1	SECTOR 2	SECTOR 3	LAP TIME	MPH	DIFF	TIME OF DAY	
1 - D1		24.586	153.3	20.676	1:18.344	90.52	7.553	13:11:24.743
2 - D1	26.809	24.597	153.3	20.707	1:12.113	98.34	1.322	13:12:36.856
3 - D1	26.876	24.291	153.3	20.697	1:11.864	98.68	1.073	13:13:48.720
4 - D1	26.766	24.329	153.8	20.481	1:11.576	99.08	0.785	13:15:00.296
5 - D1	26.624	24.336	153.6	20.447	1:11.407	99.31	0.616	13:16:11.703
6 - D1	26.682	24.248	153.6	20.598	1:11.528	99.14	0.737	13:17:23.231
7 - D1	26.611	24.244	153.8	20.349	1:11.204	99.60	0.413	13:18:34.435
8 - D1	26.616	24.212	153.6	20.501	1:11.329	99.42	0.538	13:19:45.764
9 - D1	26.535	24.245	153.8	20.414	1:11.194	99.61	0.403	13:20:56.958
10 - D1	26.436	24.193	154.1	20.422	1:11.051	99.81	0.260	13:22:08.009
11 - D1	26.519	24.216	<b>154.7</b>	20.388	1:11.123	99.71	0.332	13:23:19.132
12 - D1	26.657	24.209	154.1	20.345	1:11.211	99.59	0.420	13:24:30.343
13 - D1	26.549	24.264	<b>154.7</b>	20.339	1:11.152	99.67	0.361	13:25:41.495
14 - D1	26.541	24.262	154.4	20.517	1:11.320	99.43	0.529	13:26:52.815
15 - D1	<b>26.743</b>	<b>28.557</b>	<b>93.3</b>	<b>26.327</b>	<b>1:21.627</b>	86.88	10.836	<b>13:28:14.442</b>
16 - D1	<b>41.180</b>	<b>41.624</b>	<b>57.7</b>	<b>40.560</b>	<b>2:03.364</b>	57.48	52.573	<b>13:30:17.806</b>
17 - D1	<b>42.877</b>	<b>51.541</b>	<b>41.1</b>	27.917	2:02.335	57.97	51.544	13:32:20.141
18 - D1	26.864	24.521	152.7	20.469	1:11.854	98.70	1.063	13:33:31.995
19 - D1	26.621	24.434	153.3	20.480	1:11.535	99.14	0.744	13:34:43.530
20 - D1	26.581	24.298	153.6	20.479	1:11.358	99.38	0.567	13:35:54.888
21 - D1	26.645	24.267	153.8	20.472	1:11.384	99.34	0.593	13:37:06.272
22 - D1	26.681	24.251	153.6	20.528	1:11.460	99.24	0.669	13:38:17.732
23 - D1	26.787	24.294	154.1	20.659	1:11.740	98.85	0.949	13:39:29.472
24 - D1	26.594	24.374	153.0	IN PIT	1:30.300	<b>P</b> 78.53	19.509	13:40:59.772
25 - D2	OUTLAP	25.188	153.6	21.002	2:06.608	56.01	55.817	13:43:06.380
26 - D2	26.991	24.560	153.3	20.625	1:12.176	98.25	1.385	13:44:18.556
27 - D2	26.810	24.389	153.6	20.443	1:11.642	98.99	0.851	13:45:30.198
28 - D2	26.706	24.224	153.6	20.464	1:11.394	99.33	0.603	13:46:41.592
29 - D2	26.452	24.205	154.1	20.376	1:11.033	<b>(3)</b> 99.84	0.242	13:47:52.625
30 - D2	26.478	24.208	154.4	<b>20.280</b>	1:10.966	<b>(2)</b> 99.93	0.175	13:49:03.591
31 - D2	26.649	24.272	153.6	<b>20.280</b>	1:11.201	99.60	0.410	13:50:14.792
32 - D2	<b>26.369</b>	24.346	153.8	20.336	1:11.051	99.81	0.260	13:51:25.843
33 - D2	26.698	24.245	154.1	20.315	1:11.258	99.52	0.467	13:52:37.101
34 - D2	26.880	24.387	153.3	20.425	1:11.692	98.92	0.901	13:53:48.793
<b>35 - D2</b>	26.371	<b>24.119</b>	154.4	20.301	<b>1:10.791</b>	<b>(1)</b> <b>100.18</b>		<b>13:54:59.584</b>
36 - D2	26.760	24.126	153.8	20.417	1:11.303	99.46	0.512	13:56:10.887
37 - D2	26.671	24.160	153.8	20.388	1:11.219	99.58	0.428	13:57:22.106
38 - D2	26.598	24.195	153.6	20.449	1:11.242	99.54	0.451	13:58:33.348
39 - D2	26.778	24.330	153.6	20.376	1:11.484	99.21	0.693	13:59:44.832
40 - D2	26.791	24.215	153.6	20.616	1:11.622	99.01	0.831	14:00:56.454
41 - D2	26.935	24.300	153.6	20.484	1:11.719	98.88	0.928	14:02:08.173
42 - D2	27.043	24.342	153.6	20.495	1:11.880	98.66	1.089	14:03:20.053
43 - D2	26.649	24.259	153.6	20.486	1:11.394	99.33	0.603	14:04:31.447
44 - D2	26.703	24.267	153.8	20.683	1:11.653	98.97	0.862	14:05:43.100
45 - D2	27.148	24.274	153.8	20.657	1:12.079	98.39	1.288	14:06:55.179
46 - D2	27.063	24.347	153.6	20.697	1:12.107	98.35	1.316	14:08:07.286
47 - D2	27.014	24.288	153.6	20.637	1:11.939	98.58	1.148	14:09:19.225
48 - D2	27.395	24.475	153.8	21.075	1:12.945	97.22	2.154	14:10:32.170

<b>P2 24 Pro/Pro Alegra Motorsports</b>		Porsche 911 GT3 R (991) - Insync Healthcare Solutions					
IDEAL LAP TIME : 1:10.791		BEST LAP TIME : 1:11.014		DIFFERENCE : 0.223			
D1: Michael CHRISTENSEN		D2: Spencer PUMPELLY					
LAP	SECTOR 1	SECTOR 2	SECTOR 3	LAP TIME	MPH	DIFF	TIME OF DAY

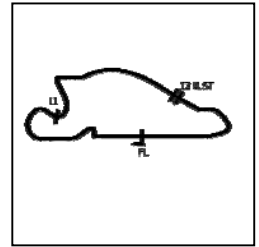
Weather / Track : Sunny / Dry

Portland International Raceway  
Circuit Length = 1.9700 miles  
Start: 13:10 Flag 14:10 End: 14:13

# Grand Prix of Portland

## GT SprintX

### ROUND 7 - Saturday 14th July 2018 - SECTOR ANALYSIS



SECTOR 1 = FL to I1, SECTOR 2 = I1 to I2, SECTOR 3 = I2 to FL, DIFF = Difference To Personal Best Lap, P = Crossed Finish Line in Pit Lane, D = Time Disallowed

1 - D1		24.314	153.3	20.751	1:17.340	91.69	6.326	13:11:23.739
2 - D1	27.078	24.287	153.3	20.725	1:12.090	98.37	1.076	13:12:35.829
3 - D1	26.774	24.175	153.6	20.551	1:11.500	99.18	0.486	13:13:47.329
4 - D1	26.591	24.334	154.1	20.584	1:11.509	99.17	0.495	13:14:58.838
5 - D1	26.844	24.342	153.6	20.509	1:11.695	98.91	0.681	13:16:10.533
6 - D1	26.748	24.209	153.6	20.593	1:11.550	99.11	0.536	13:17:22.083
7 - D1	26.656	24.218	154.1	20.375	1:11.249	99.53	0.235	13:18:33.332
8 - D1	26.532	24.213	153.8	20.535	1:11.280	99.49	0.266	13:19:44.612
9 - D1	26.482	24.165	154.4	20.424	1:11.071 (3)	99.78	0.057	13:20:55.683
10 - D1	<b>26.419</b>	24.244	154.4	20.482	1:11.145	99.68	0.131	13:22:06.828
11 - D1	26.556	24.200	155.0	20.406	1:11.162	99.65	0.148	13:23:17.990
12 - D1	26.544	24.118	154.7	20.391	1:11.053 (2)	99.81	0.039	13:24:29.043
<b>13 - D1</b>	26.503	24.151	155.0	<b>20.360</b>	<b>1:11.014 (1)</b>	<b>99.86</b>		<b>13:25:40.057</b>
14 - D1	26.594	24.136	<b>155.3</b>	20.698	1:11.428	99.28	0.414	13:26:51.485
15 - D1	27.024	28.235	96.6	26.515	1:21.774	86.72	10.760	13:28:13.259
16 - D1	41.805	41.378	56.8	40.284	2:03.467	57.44	52.453	13:30:16.726
17 - D1	42.740	52.286	41.6	27.889	2:02.915	57.69	51.901	13:32:19.641
18 - D1	26.917	24.386	153.3	20.459	1:11.762	98.82	0.748	13:33:31.403
19 - D1	26.587	24.284	153.6	20.444	1:11.315	99.44	0.301	13:34:42.718
20 - D1	26.820	24.204	153.6	20.485	1:11.509	99.17	0.495	13:35:54.227
21 - D1	26.527	24.267	154.1	20.570	1:11.364	99.37	0.350	13:37:05.591
22 - D1	26.744	24.319	153.8	20.577	1:11.640	98.99	0.626	13:38:17.231
23 - D1	26.745	24.259	154.4	IN PIT	1:29.879	<b>P</b>	18.865	13:39:47.110
24 - D2	OUTLAP	24.519	153.0	20.954	2:05.469	56.52	54.455	13:41:52.579
25 - D2	27.876	24.987	149.6	21.327	1:14.190	95.59	3.176	13:43:06.769
26 - D2	27.166	24.150	155.0	20.877	1:12.193	98.23	1.179	13:44:18.962
27 - D2	27.082	24.284	155.0	20.704	1:12.070	98.40	1.056	13:45:31.032
28 - D2	27.023	24.126	155.0	20.654	1:11.803	98.77	0.789	13:46:42.835
29 - D2	26.845	24.133	155.0	20.445	1:11.423	99.29	0.409	13:47:54.258
30 - D2	26.721	24.037	155.0	20.601	1:11.359	99.38	0.345	13:49:05.617
31 - D2	26.693	24.252	155.0	20.499	1:11.444	99.26	0.430	13:50:17.061
32 - D2	26.864	24.369	154.1	20.491	1:11.724	98.87	0.710	13:51:28.785
33 - D2	26.543	24.328	155.0	20.576	1:11.447	99.26	0.433	13:52:40.232
34 - D2	27.099	24.068	155.0	20.642	1:11.809	98.76	0.795	13:53:52.041
35 - D2	27.186	24.123	154.7	20.526	1:11.835	98.72	0.821	13:55:03.876
36 - D2	26.718	24.127	154.7	20.596	1:11.441	99.27	0.427	13:56:15.317
37 - D2	26.788	24.131	154.7	20.463	1:11.382	99.35	0.368	13:57:26.699
38 - D2	26.739	24.103	154.4	20.496	1:11.338	99.41	0.324	13:58:38.037
39 - D2	26.631	24.174	154.7	20.495	1:11.300	99.46	0.286	13:59:49.337
40 - D2	26.693	24.077	154.4	20.471	1:11.241	99.54	0.227	14:01:00.578
41 - D2	26.718	24.175	155.0	20.678	1:11.571	99.09	0.557	14:02:12.149
42 - D2	26.913	24.181	155.0	20.641	1:11.735	98.86	0.721	14:03:23.884
43 - D2	26.884	24.185	154.7	20.678	1:11.747	98.84	0.733	14:04:35.631
44 - D2	26.732	24.102	154.7	20.699	1:11.533	99.14	0.519	14:05:47.164
45 - D2	26.911	24.163	154.7	20.525	1:11.599	99.05	0.585	14:06:58.763
46 - D2	26.818	24.087	155.0	20.628	1:11.533	99.14	0.519	14:08:10.296
47 - D2	26.772	24.092	155.0	20.539	1:11.403	99.32	0.389	14:09:21.699
48 - D2	26.982	<b>24.012</b>	<b>155.3</b>	20.946	1:11.940	98.58	0.926	14:10:33.639

#### P3 19 Pro/Am TruSpeed AutoSport

Audi R8 LMS - Vertical Bridge, Protein Water

IDEAL LAP TIME : 1:10.892

BEST LAP TIME : 1:10.937

DIFFERENCE : 0.045

D1: Parker CHASE

D2: Ryan DALZIEL

LAP	SECTOR 1	SECTOR 2	SECTOR 3	LAP TIME	MPH	DIFF	TIME OF DAY	
1 - D1		25.032	153.6	21.145	1:20.958	87.60	10.021	13:11:27.357
2 - D1	28.247	24.953	153.0	20.739	1:13.939	95.91	3.002	13:12:41.296
3 - D1	27.119	24.672	152.7	20.685	1:12.476	97.85	1.539	13:13:53.772
4 - D1	27.349	24.428	153.6	20.723	1:12.500	97.82	1.563	13:15:06.272
5 - D1	26.999	24.493	153.6	20.578	1:12.070	98.40	1.133	13:16:18.342
6 - D1	26.800	24.487	153.0	20.517	1:11.804	98.76	0.867	13:17:30.146

Portland International Raceway

Circuit Length = 1.9700 miles

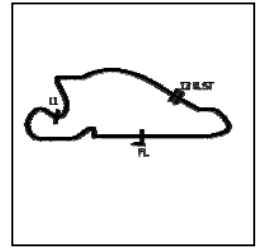
Start: 13:10 Flag 14:10 End: 14:13

Weather / Track : Sunny / Dry

# Grand Prix of Portland

## GT SprintX

### ROUND 7 - Saturday 14th July 2018 - SECTOR ANALYSIS



SECTOR 1 = FL to I1, SECTOR 2 = I1 to I2, SECTOR 3 = I2 to FL, DIFF = Difference To Personal Best Lap, P = Crossed Finish Line in Pit Lane, D = Time Disallowed

7 - D1	26.622	24.517	153.3	20.478	1:11.617	99.02	0.680	13:18:41.763
8 - D1	26.993	24.656	152.7	21.868	1:13.517	96.46	2.580	13:19:55.280
9 - D1	27.174	24.436	153.3	20.885	1:12.495	97.82	1.558	13:21:07.775
10 - D1	26.934	24.442	153.0	20.696	1:12.072	98.40	1.135	13:22:19.847
11 - D1	26.703	24.333	153.6	20.499	1:11.535	99.14	0.598	13:23:31.382
12 - D1	26.720	24.478	153.0	20.546	1:11.744	98.85	0.807	13:24:43.126
13 - D1	26.780	24.412	153.0	20.913	1:12.105	98.35	1.168	13:25:55.231
14 - D1	26.628	24.511	153.3	20.780	1:11.919	98.61	0.982	13:27:07.150
15 - D1	27.778	26.431	127.3	23.537	1:17.746	91.22	6.809	13:28:24.896
16 - D1	33.852	41.327	57.3	40.715	1:55.894	61.19	44.957	13:30:20.790
17 - D1	42.254	51.147	39.7	27.940	2:01.341	58.44	50.404	13:32:22.131
18 - D1	27.277	24.718	153.0	20.686	1:12.681	97.57	1.744	13:33:34.812
19 - D1	26.909	24.748	153.3	20.537	1:12.194	98.23	1.257	13:34:47.006
20 - D1	26.990	24.580	153.0	IN PIT	2:14.781	P 52.61	1:03.844	13:37:01.787
21 - D2	OUTLAP	24.733	153.3	21.072	1:22.128	86.35	11.191	13:38:23.915
22 - D2	27.015	24.369	153.6	20.710	1:12.094	98.37	1.157	13:39:36.009
23 - D2	26.664	24.232	154.1	20.581	1:11.477	99.22	0.540	13:40:47.486
24 - D2	26.718	24.239	154.1	20.538	1:11.495	99.19	0.558	13:41:58.981
25 - D2	26.522	24.243	153.6	20.802	1:11.567	99.09	0.630	13:43:10.548
26 - D2	26.599	24.301	153.8	20.654	1:11.554	99.11	0.617	13:44:22.102
27 - D2	26.596	24.256	153.6	20.540	1:11.392	99.33	0.455	13:45:33.494
28 - D2	26.592	24.235	154.1	20.680	1:11.507	99.17	0.570	13:46:45.001
29 - D2	26.722	24.231	154.1	20.540	1:11.493	99.19	0.556	13:47:56.494
30 - D2	26.896	24.257	155.0	20.664	1:11.817	98.75	0.880	13:49:08.311
31 - D2	26.812	24.294	154.1	20.388	1:11.494	99.19	0.557	13:50:19.805
32 - D2	26.516	24.050	153.8	20.371	1:10.937 (1)	99.97		13:51:30.742
33 - D2	26.526	24.113	154.1	20.428	1:11.067 (2)	99.79	0.130	13:52:41.809
34 - D2	26.798	24.181	154.1	20.481	1:11.460	99.24	0.523	13:53:53.269
35 - D2	27.466	24.320	153.6	20.471	1:12.257	98.14	1.320	13:55:05.526
36 - D2	26.727	24.199	154.1	20.426	1:11.352	99.39	0.415	13:56:16.878
37 - D2	26.882	24.210	153.8	20.542	1:11.634	99.00	0.697	13:57:28.512
38 - D2	26.635	24.168	153.6	20.462	1:11.265	99.51	0.328	13:58:39.777
39 - D2	26.747	24.155	153.8	20.326	1:11.228	99.56	0.291	13:59:51.005
40 - D2	26.741	24.253	153.8	20.423	1:11.417	99.30	0.480	14:01:02.422
41 - D2	26.601	24.139	154.1	20.395	1:11.135 (3)	99.69	0.198	14:02:13.557
42 - D2	26.795	24.338	154.1	20.426	1:11.559	99.10	0.622	14:03:25.116
43 - D2	26.779	24.123	154.1	20.496	1:11.398	99.33	0.461	14:04:36.514
44 - D2	26.748	24.123	154.4	20.568	1:11.439	99.27	0.502	14:05:47.953
45 - D2	26.864	24.167	154.1	20.636	1:11.667	98.95	0.730	14:06:59.620
46 - D2	26.824	24.226	154.1	20.400	1:11.450	99.25	0.513	14:08:11.070
47 - D2	26.762	24.127	154.7	20.548	1:11.437	99.27	0.500	14:09:22.507
48 - D2	26.837	24.191	154.4	20.744	1:11.772	98.81	0.835	14:10:34.279

#### P4 31 Pro/Am TR3 Racing

Ferrari 488 GT3 - Ferrari Of Vancouver

IDEAL LAP TIME : 1:10.779

BEST LAP TIME : 1:10.905

DIFFERENCE : 0.126

D1: Wei LU

D2: Jeff SEGAL

LAP	SECTOR 1	SECTOR 2	SECTOR 3	LAP TIME	MPH	DIFF	TIME OF DAY	
1 - D1		25.148	153.6	21.554	1:22.571	85.88	11.666	13:11:28.970
2 - D1	28.279	24.715	154.4	21.104	1:14.098	95.71	3.193	13:12:43.068
3 - D1	27.765	24.653	153.6	20.968	1:13.386	96.63	2.481	13:13:56.454
4 - D1	27.263	24.625	153.6	20.815	1:12.703	97.54	1.798	13:15:09.157
5 - D1	27.168	24.569	153.8	20.932	1:12.669	97.59	1.764	13:16:21.826
6 - D1	27.073	24.561	153.3	20.901	1:12.535	97.77	1.630	13:17:34.361
7 - D1	27.206	24.491	153.6	20.793	1:12.490	97.83	1.585	13:18:46.851
8 - D1	27.033	24.686	153.8	20.996	1:12.715	97.53	1.810	13:19:59.566
9 - D1	27.121	24.469	153.8	20.949	1:12.539	97.76	1.634	13:21:12.105
10 - D1	27.068	24.512	153.8	20.942	1:12.522	97.79	1.617	13:22:24.627
11 - D1	27.111	24.477	154.4	20.843	1:12.431	97.91	1.526	13:23:37.058
12 - D1	27.109	24.428	153.8	20.791	1:12.328	98.05	1.423	13:24:49.386

Weather / Track : Sunny / Dry

Portland International Raceway

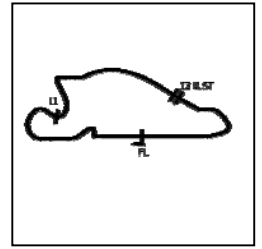
Circuit Length = 1.9700 miles

Start: 13:10 Flag 14:10 End: 14:13

# Grand Prix of Portland

## GT SprintX

### ROUND 7 - Saturday 14th July 2018 - SECTOR ANALYSIS



SECTOR 1 = FL to I1, SECTOR 2 = I1 to I2, SECTOR 3 = I2 to FL, DIFF = Difference To Personal Best Lap, P = Crossed Finish Line in Pit Lane, D = Time Disallowed

13 - D1	27.056	24.447	153.8	20.910	1:12.413	97.93	1.508	13:26:01.799
14 - D1	27.065	24.456	153.6	20.866	1:12.387	97.97	1.482	13:27:14.186
15 - D1	27.575	24.525	153.3	21.061	1:13.161	96.93	2.256	13:28:27.347
16 - D1	33.468	40.933	46.9	41.031	1:55.432	61.43	44.527	13:30:22.779
17 - D1	41.583	51.547	41.7	27.616	2:00.746	58.73	49.841	13:32:23.525
18 - D1	27.353	24.998	153.0	20.785	1:13.136	96.97	2.231	13:33:36.661
19 - D1	27.584	24.609	153.6	20.801	1:12.994	97.15	2.089	13:34:49.655
20 - D1	27.507	24.640	153.8	IN PIT	2:18.863	P 51.07	1:07.958	13:37:08.518
21 - D2	OUTLAP	24.618	152.7	20.646	1:20.059	88.58	9.154	13:38:28.577
22 - D2	27.071	24.150	154.1	20.447	1:11.668	98.95	0.763	13:39:40.245
23 - D2	26.719	24.170	153.0	20.376	1:11.265	99.51	0.360	13:40:51.510
24 - D2	26.474	24.213	153.6	20.369	1:11.056	99.80	0.151	13:42:02.566
25 - D2	26.445	24.188	153.8	20.525	1:11.158	99.66	0.253	13:43:13.724
26 - D2	26.684	24.156	154.1	20.742	1:11.582	99.07	0.677	13:44:25.306
27 - D2	26.848	24.238	153.6	20.519	1:11.605	99.04	0.700	13:45:36.911
28 - D2	26.691	24.167	153.8	20.373	1:11.231	99.56	0.326	13:46:48.142
29 - D2	26.520	24.185	153.8	20.395	1:11.100	99.74	0.195	13:47:59.242
30 - D2	26.641	24.102	154.1	20.367	1:11.110	99.73	0.205	13:49:10.352
31 - D2	26.469	24.236	154.1	20.316	1:11.021 (3)	99.85	0.116	13:50:21.373
32 - D2	26.615	24.201	154.1	20.376	1:11.192	99.61	0.287	13:51:32.565
33 - D2	26.543	24.127	154.1	20.235	1:10.905 (1)	100.02		13:52:43.470
34 - D2	27.053	24.324	154.1	20.383	1:11.760	98.82	0.855	13:53:55.230
35 - D2	26.945	24.143	155.3	21.657	1:12.745	97.49	1.840	13:55:07.975
36 - D2	26.811	24.210	154.1	20.450	1:11.471	99.22	0.566	13:56:19.446
37 - D2	26.668	24.223	154.1	20.390	1:11.281	99.49	0.376	13:57:30.727
38 - D2	26.577	24.108	154.4	20.400	1:11.085	99.76	0.180	13:58:41.812
39 - D2	26.517	24.140	154.4	20.267	1:10.924 (2)	99.99	0.019	13:59:52.736
40 - D2	26.574	24.099	154.1	20.480	1:11.153	99.67	0.248	14:01:03.889
41 - D2	26.753	24.225	154.4	20.457	1:11.435	99.27	0.530	14:02:15.324
42 - D2	26.598	24.293	153.8	20.385	1:11.276	99.50	0.371	14:03:26.600
43 - D2	26.622	24.246	154.1	20.435	1:11.303	99.46	0.398	14:04:37.903
44 - D2	26.485	24.240	154.1	20.423	1:11.148	99.67	0.243	14:05:49.051
45 - D2	26.799	24.226	154.1	20.513	1:11.538	99.13	0.633	14:07:00.589
46 - D2	26.766	24.381	154.1	20.428	1:11.575	99.08	0.670	14:08:12.164
47 - D2	26.716	24.236	154.4	20.326	1:11.278	99.49	0.373	14:09:23.442
48 - D2	26.758	24.221	154.7	20.449	1:11.428	99.28	0.523	14:10:34.870

#### P5 55 Pro/Am Dream Racing Motorsport

Lamborghini Huracan GT3 - Ace 1, Dream Racing

IDEAL LAP TIME : 1:11.275 BEST LAP TIME : 1:11.396

DIFFERENCE : 0.121

D1: Yuki HARATA D2: Alessandro BRESSAN

LAP	SECTOR 1	SECTOR 2	SECTOR 3	LAP TIME	MPH	DIFF	TIME OF DAY	
1 - D1		25.157	154.7	21.077	1:21.358	87.16	9.962	13:11:27.757
2 - D1	28.409	25.000	155.6	21.117	1:14.526	95.16	3.130	13:12:42.283
3 - D1	27.432	25.926	140.1	21.483	1:14.841	94.76	3.445	13:13:57.124
4 - D1	27.617	24.694	155.3	20.913	1:13.224	96.85	1.828	13:15:10.348
5 - D1	27.350	24.599	155.0	21.020	1:12.969	97.19	1.573	13:16:23.317
6 - D1	27.400	24.692	155.3	20.809	1:12.901	97.28	1.505	13:17:36.218
7 - D1	27.348	24.720	155.0	20.783	1:12.851	97.34	1.455	13:18:49.069
8 - D1	27.553	24.582	154.7	20.773	1:12.908	97.27	1.512	13:20:01.977
9 - D1	27.329	24.659	154.7	20.799	1:12.787	97.43	1.391	13:21:14.764
10 - D1	27.242	24.586	155.0	20.792	1:12.620	97.65	1.224	13:22:27.384
11 - D1	27.107	24.602	155.0	20.705	1:12.414	97.93	1.018	13:23:39.798
12 - D1	27.390	24.585	155.0	20.619	1:12.594	97.69	1.198	13:24:52.392
13 - D1	27.372	24.643	155.0	21.015	1:13.030	97.11	1.634	13:26:05.422
14 - D1	27.379	24.609	154.7	20.941	1:12.929	97.24	1.533	13:27:18.351
15 - D1	31.210	25.252	150.7	21.994	1:18.456	90.39	7.060	13:28:36.807
16 - D1	30.283	36.477	54.0	41.002	1:47.762	65.81	36.366	13:30:24.569
17 - D1	40.701	51.524	42.9	27.662	1:59.887	59.15	48.491	13:32:24.456
18 - D1	27.468	24.953	154.4	20.788	1:13.209	96.87	1.813	13:33:37.665

Portland International Raceway

Circuit Length = 1.9700 miles

Start: 13:10 Flag 14:10 End: 14:13

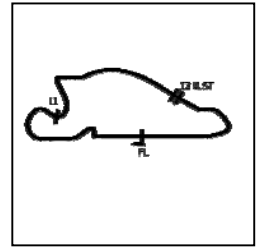
Weather / Track : Sunny / Dry



# Grand Prix of Portland

## GT SprintX

### ROUND 7 - Saturday 14th July 2018 - SECTOR ANALYSIS



SECTOR 1 = FL to I1, SECTOR 2 = I1 to I2, SECTOR 3 = I2 to FL, DIFF = Difference To Personal Best Lap, P = Crossed Finish Line in Pit Lane, D = Time Disallowed

19 - D1	27.483	24.724	155.3	20.717	1:12.924	97.25	1.528	13:34:50.589
20 - D1	27.403	24.664	155.3	IN PIT	2:25.646	P 48.69	1:14.250	13:37:16.235
21 - D2	OUTLAP	24.585	155.0	20.753	1:21.178	87.36	9.782	13:38:37.413
22 - D2	27.218	24.371	155.6	20.605	1:12.194	98.23	0.798	13:39:49.607
23 - D2	27.323	24.635	155.0	20.855	1:12.813	97.40	1.417	13:41:02.420
24 - D2	26.830	24.228	155.6	20.455	1:11.513	(3) 99.17	0.117	13:42:13.933
25 - D2	26.953	24.389	155.6	20.598	1:11.940	98.58	0.544	13:43:25.873
26 - D2	26.880	24.302	155.3	20.545	1:11.727	98.87	0.331	13:44:37.600
27 - D2	27.078	24.337	155.6	20.530	1:11.945	98.57	0.549	13:45:49.545
<b>28 - D2</b>	<b>26.758</b>	24.157	155.6	20.481	<b>1:11.396</b>	<b>(1) 99.33</b>		<b>13:47:00.941</b>
29 - D2	26.910	24.268	155.3	20.539	1:11.717	98.88	0.321	13:48:12.658
30 - D2	26.878	24.220	155.3	20.738	1:11.836	98.72	0.440	13:49:24.494
31 - D2	26.838	24.253	155.3	20.546	1:11.637	98.99	0.241	13:50:36.131
32 - D2	26.937	24.258	154.7	20.501	1:11.696	98.91	0.300	13:51:47.827
33 - D2	26.938	<b>24.152</b>	155.6	20.470	1:11.560	99.10	0.164	13:52:59.387
34 - D2	27.041	24.179	155.3	20.398	1:11.618	99.02	0.222	13:54:11.005
35 - D2	26.815	24.288	155.6	20.518	1:11.621	99.02	0.225	13:55:22.626
36 - D2	27.005	24.194	155.6	20.415	1:11.614	99.03	0.218	13:56:34.240
37 - D2	26.808	24.199	155.6	20.526	1:11.533	99.14	0.137	13:57:45.773
38 - D2	26.973	24.209	155.6	20.447	1:11.629	99.01	0.233	13:58:57.402
39 - D2	27.051	24.173	<b>156.5</b>	21.395	1:12.619	97.66	1.223	14:00:10.021
40 - D2	26.936	24.556	154.7	20.775	1:12.267	98.13	0.871	14:01:22.288
41 - D2	26.835	24.287	155.0	20.558	1:11.680	98.93	0.284	14:02:33.968
42 - D2	26.879	24.541	155.0	20.548	1:11.968	98.54	0.572	14:03:45.936
43 - D2	26.993	24.248	155.9	20.483	1:11.724	98.87	0.328	14:04:57.660
44 - D2	27.126	24.365	155.3	20.637	1:12.128	98.32	0.732	14:06:09.788
45 - D2	26.861	24.209	155.3	20.525	1:11.595	99.05	0.199	14:07:21.383
46 - D2	27.518	24.278	155.6	20.375	1:12.171	98.26	0.775	14:08:33.554
47 - D2	26.847	24.238	155.3	<b>20.365</b>	1:11.450	<b>(2) 99.25</b>	0.054	14:09:45.004
48 - D2	27.026	24.158	155.6	20.499	1:11.683	98.93	0.287	14:10:56.687

#### P6 96 Pro/Pro Pfaff Motorsports

Porsche 911 GT3 R (991) - Pfaff Porsche, Castrol, Carbon Mar

IDEAL LAP TIME : 1:10.842

BEST LAP TIME : 1:11.085

DIFFERENCE : 0.243

D1: Wolf HENZLER

D2: Scott HARGROVE

LAP	SECTOR 1	SECTOR 2	SECTOR 3	LAP TIME	MPH	DIFF	TIME OF DAY	
1 - D1		25.204	152.7	21.152	1:21.712	86.79	10.627	13:11:28.111
2 - D1	28.346	24.878	150.7	21.242	1:14.466	95.23	3.381	13:12:42.577
3 - D1	27.383	24.897	153.8	20.711	1:12.991	97.16	1.906	13:13:55.568
4 - D1	27.086	24.436	154.1	20.517	1:12.039	98.44	0.954	13:15:07.607
5 - D1	26.927	24.530	154.1	20.588	1:12.045	98.43	0.960	13:16:19.652
6 - D1	26.908	24.427	154.1	20.584	1:11.919	98.61	0.834	13:17:31.571
7 - D1	27.046	24.439	154.1	20.512	1:11.997	98.50	0.912	13:18:43.568
8 - D1	26.950	24.528	<b>154.7</b>	20.662	1:12.140	98.30	1.055	13:19:55.708
9 - D1	27.175	24.685	<b>154.7</b>	20.681	1:12.541	97.76	1.456	13:21:08.249
10 - D1	27.028	24.471	154.4	20.657	1:12.156	98.28	1.071	13:22:20.405
11 - D1	27.067	24.464	<b>154.7</b>	20.616	1:12.147	98.29	1.062	13:23:32.552
12 - D1	27.020	24.422	154.4	20.600	1:12.042	98.44	0.957	13:24:44.594
13 - D1	27.026	24.446	<b>154.7</b>	20.938	1:12.410	97.94	1.325	13:25:57.004
14 - D1	27.111	24.478	154.4	20.675	1:12.264	98.14	1.179	13:27:09.268
15 - D1	28.682	24.885	131.2	22.970	1:16.537	92.66	5.452	13:28:25.805
16 - D1	33.744	41.403	51.8	40.831	1:55.978	61.14	44.893	13:30:21.783
17 - D1	41.798	51.511	39.5	27.567	2:00.876	58.67	49.791	13:32:22.659
18 - D1	27.264	24.813	154.4	20.721	1:12.798	97.42	1.713	13:33:35.457
19 - D1	27.021	24.626	<b>154.7</b>	20.648	1:12.295	98.09	1.210	13:34:47.752
20 - D1	27.018	24.600	<b>154.7</b>	IN PIT	1:32.456	P 76.70	21.371	13:36:20.208
21 - D2	OUTLAP	24.448	152.1	20.478	2:01.331	58.45	50.246	13:38:21.539
22 - D2	26.704	24.450	153.3	20.621	1:11.775	98.80	0.690	13:39:33.314
23 - D2	26.604	24.285	152.7	20.466	1:11.355	99.39	0.270	13:40:44.669
24 - D2	26.604	24.371	153.3	<b>20.283</b>	1:11.258	99.52	0.173	13:41:55.927

Weather / Track : Sunny / Dry

Portland International Raceway

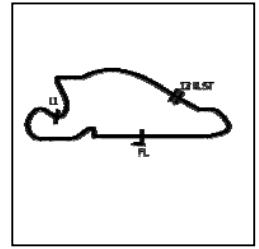
Circuit Length = 1.9700 miles

Start: 13:10 Flag 14:10 End: 14:13

# Grand Prix of Portland

## GT SprintX

### ROUND 7 - Saturday 14th July 2018 - SECTOR ANALYSIS



SECTOR 1 = FL to I1, SECTOR 2 = I1 to I2, SECTOR 3 = I2 to FL, DIFF = Difference To Personal Best Lap, P = Crossed Finish Line in Pit Lane, D = Time Disallowed

25 - D2	26.917	24.221	153.8	21.084	1:12.222	98.19	1.137	13:43:08.149	
26 - D2	26.859	24.299	153.6	20.641	1:11.799	98.77	0.714	13:44:19.948	
27 - D2	26.764	24.387	153.3	20.655	1:11.806	98.76	0.721	13:45:31.754	
28 - D2	27.049	24.875	148.3	20.822	1:12.746	97.48	1.661	13:46:44.500	
29 - D2	26.580	24.328	153.8	20.559	1:11.467	99.23	0.382	13:47:55.967	
30 - D2	26.981	24.272	153.8	20.478	1:11.731	98.86	0.646	13:49:07.698	
31 - D2	26.698	24.118	153.8	IN PIT	1:29.551	<b>P</b>	79.19	18.466	13:50:37.249
32 - D2	OUTLAP	24.294	153.0	20.562	1:18.153	90.74	7.068	13:51:55.402	
<b>33 - D2</b>	26.621	<b>24.067</b>	153.3	20.397	<b>1:11.085 (1)</b>	<b>99.76</b>		<b>13:53:06.487</b>	
34 - D2	26.996	24.254	153.0	20.458	1:11.708	98.90	0.623	13:54:18.195	
35 - D2	<b>26.492</b>	24.415	153.0	20.338	1:11.245	99.54	0.160	13:55:29.440	
36 - D2	27.125	24.148	153.3	20.419	1:11.692	98.92	0.607	13:56:41.132	
37 - D2	26.701	24.138	153.3	20.364	1:11.203	<b>(3)</b>	99.60	0.118	13:57:52.335
38 - D2	26.618	24.179	153.6	20.381	1:11.178	<b>(2)</b>	99.63	0.093	13:59:03.513
39 - D2	26.861	24.172	153.8	20.764	1:11.797	98.77	0.712	14:00:15.310	
40 - D2	26.742	24.187	153.8	20.493	1:11.422	99.29	0.337	14:01:26.732	
41 - D2	27.451	24.284	153.0	20.525	1:12.260	98.14	1.175	14:02:38.992	
42 - D2	26.755	24.326	152.4	20.433	1:11.514	99.16	0.429	14:03:50.506	
43 - D2	26.811	24.185	153.3	20.420	1:11.416	99.30	0.331	14:05:01.922	
44 - D2	26.747	24.195	153.3	20.424	1:11.366	99.37	0.281	14:06:13.288	
45 - D2	26.737	24.184	153.0	20.434	1:11.355	99.39	0.270	14:07:24.643	
46 - D2	26.901	24.239	153.3	20.357	1:11.497	99.19	0.412	14:08:36.140	
47 - D2	26.824	24.224	153.3	20.387	1:11.435	99.27	0.350	14:09:47.575	
48 - D2	26.727	24.314	153.6	20.469	1:11.510	99.17	0.425	14:10:59.085	

#### P7 2 Pro/Pro CRP Racing

Mercedes-AMG GT3 - DeVilbiss

IDEAL LAP TIME : 1:11.220

BEST LAP TIME : 1:11.560

DIFFERENCE : 0.340

D1: Daniel MORAD

D2: Matt BRABHAM

LAP	SECTOR 1	SECTOR 2	SECTOR 3	LAP TIME	MPH	DIFF	TIME OF DAY		
1 - D1		25.120	152.4	21.130	1:19.965	88.68	8.405	13:11:26.364	
2 - D1	27.189	24.584	151.6	20.647	1:12.420	97.92	0.860	13:12:38.784	
3 - D1	26.877	24.530	151.3	20.596	1:12.003	98.49	0.443	13:13:50.787	
4 - D1	26.968	24.473	151.6	20.538	1:11.979	98.52	0.419	13:15:02.766	
5 - D1	26.738	24.486	152.1	20.442	1:11.666	98.95	0.106	13:16:14.432	
6 - D1	26.731	24.382	151.8	20.648	1:11.761	98.82	0.201	13:17:26.193	
7 - D1	26.790	24.506	151.8	20.569	1:11.865	98.68	0.305	13:18:38.058	
8 - D1	26.756	24.425	151.8	20.383	1:11.564	<b>(2)</b>	99.10	0.004	13:19:49.622
9 - D1	<b>26.641</b>	24.641	152.1	20.510	1:11.792	98.78	0.232	13:21:01.414	
10 - D1	26.886	24.513	151.8	20.507	1:11.906	98.62	0.346	13:22:13.320	
11 - D1	26.947	24.458	152.4	20.419	1:11.824	98.74	0.264	13:23:25.144	
12 - D1	26.711	24.416	152.1	20.450	1:11.577	<b>(3)</b>	99.08	0.017	13:24:36.721
13 - D1	26.731	24.448	151.8	20.411	1:11.590	99.06	0.030	13:25:48.311	
14 - D1	26.713	24.547	151.6	20.486	1:11.746	98.84	0.186	13:27:00.057	
15 - D1	27.187	24.831	145.4	24.172	1:16.190	93.08	4.630	13:28:16.247	
16 - D1	40.393	41.683	60.7	40.407	2:02.483	57.90	50.923	13:30:18.730	
17 - D1	42.940	51.513	39.7	27.780	2:02.233	58.02	50.673	13:32:20.963	
18 - D1	27.275	24.695	152.1	20.519	1:12.489	97.83	0.929	13:33:33.452	
19 - D1	26.898	24.549	151.8	20.442	1:11.889	98.65	0.329	13:34:45.341	
20 - D1	26.813	24.465	152.1	<b>20.358</b>	1:11.636	99.00	0.076	13:35:56.977	
21 - D1	26.911	24.561	152.1	20.480	1:11.952	98.56	0.392	13:37:08.929	
22 - D1	28.125	24.528	152.1	20.747	1:13.400	96.62	1.840	13:38:22.329	
23 - D1	26.891	24.594	152.1	20.586	1:12.071	98.40	0.511	13:39:34.400	
24 - D1	26.896	24.418	152.1	20.635	1:11.949	98.56	0.389	13:40:46.349	
25 - D1	26.914	24.437	151.8	IN PIT	2:34.799	<b>P</b>	45.81	1:23.239	13:43:21.148
26 - D2	OUTLAP	25.189	151.3	21.232	1:21.814	86.68	10.254	13:44:42.962	
27 - D2	27.650	24.710	151.3	20.949	1:13.309	96.74	1.749	13:45:56.271	
28 - D2	27.462	24.616	151.8	20.607	1:12.685	97.57	1.125	13:47:08.956	
29 - D2	27.034	24.527	151.8	20.565	1:12.126	98.32	0.566	13:48:21.082	
30 - D2	27.063	24.454	151.8	20.633	1:12.150	98.29	0.590	13:49:33.232	

Weather / Track : Sunny / Dry

Portland International Raceway

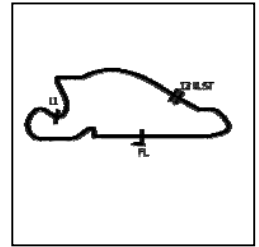
Circuit Length = 1.9700 miles

Start: 13:10 Flag 14:10 End: 14:13

# Grand Prix of Portland

## GT SprintX

### ROUND 7 - Saturday 14th July 2018 - SECTOR ANALYSIS



SECTOR 1 = FL to I1, SECTOR 2 = I1 to I2, SECTOR 3 = I2 to FL, DIFF = Difference To Personal Best Lap, P = Crossed Finish Line in Pit Lane, D = Time Disallowed

31 - D2	26.820	24.427	151.8	20.546	1:11.793	98.78	0.233	13:50:45.025
32 - D2	27.029	24.554	152.4	20.741	1:12.324	98.05	0.764	13:51:57.349
33 - D2	27.138	24.578	<b>153.0</b>	20.807	1:12.523	97.78	0.963	13:53:09.872
34 - D2	27.112	24.451	152.1	20.549	1:12.112	98.34	0.552	13:54:21.984
35 - D2	27.209	24.508	152.1	20.546	1:12.263	98.14	0.703	13:55:34.247
36 - D2	27.085	24.227	152.1	20.506	1:11.818	98.74	0.258	13:56:46.065
37 - D2	26.987	24.461	151.8	20.500	1:11.948	98.57	0.388	13:57:58.013
38 - D2	26.877	24.323	152.1	20.456	1:11.656	98.97	0.096	13:59:09.669
39 - D2	26.991	24.224	152.1	20.374	1:11.589	99.06	0.029	14:00:21.258
40 - D2	26.746	24.301	152.1	21.252	1:12.299	98.09	0.739	14:01:33.557
41 - D2	27.205	24.426	152.7	20.441	1:12.072	98.40	0.512	14:02:45.629
42 - D2	26.944	24.362	152.4	20.551	1:11.857	98.69	0.297	14:03:57.486
43 - D2	27.543	<b>24.221</b>	152.4	20.459	1:12.223	98.19	0.663	14:05:09.709
44 - D2	27.101	24.279	152.1	20.479	1:11.859	98.69	0.299	14:06:21.568
45 - D2	26.939	24.323	152.1	20.511	1:11.773	98.81	0.213	14:07:33.341
46 - D2	26.958	24.400	151.8	20.428	1:11.786	98.79	0.226	14:08:45.127
47 - D2	26.906	24.321	152.1	20.376	1:11.603	99.04	0.043	14:09:56.730
<b>48 - D2</b>	26.709	24.342	152.1	20.509	<b>1:11.560 (1)</b>	<b>99.10</b>		<b>14:11:08.290</b>

#### P8 07 Am Squadra Corse Garage Italia

Ferrari 488 GT3 - Hublot, Alpha Prime, Garage Italia, Ferrari Fl I

IDEAL LAP TIME : 1:11.062

BEST LAP TIME : 1:11.370

DIFFERENCE : 0.308

D1: Caeser BACARELLA D2: Martin FUENTES

LAP	SECTOR 1	SECTOR 2	SECTOR 3	LAP TIME	MPH	DIFF	TIME OF DAY	
1 - D1		25.204	154.1	21.668	1:23.027	85.41	11.657	13:11:29.426
2 - D1	28.595	25.029	153.8	42.017	1:35.641	74.15	24.271	13:13:05.067
3 - D1	27.912	24.919	153.3	21.693	1:14.524	95.16	3.154	13:14:19.591
4 - D1	27.997	24.920	154.1	35.395	1:28.312	80.30	16.942	13:15:47.903
5 - D1	28.683	24.979	153.3	21.186	1:14.848	94.75	3.478	13:17:02.751
6 - D1	28.076	24.782	153.6	21.092	1:13.950	95.90	2.580	13:18:16.701
7 - D1	27.939	24.650	153.6	21.054	1:13.643	96.30	2.273	13:19:30.344
8 - D1	27.456	24.658	154.1	21.116	1:13.230	96.84	1.860	13:20:43.574
9 - D1	28.060	24.670	154.1	21.126	1:13.856	96.02	2.486	13:21:57.430
10 - D1	27.700	24.517	154.4	20.947	1:13.164	96.93	1.794	13:23:10.594
11 - D1	27.611	24.651	154.4	20.873	1:13.135	96.97	1.765	13:24:23.729
12 - D1	27.426	24.804	153.8	21.044	1:13.274	96.78	1.904	13:25:37.003
13 - D1	27.560	24.579	154.1	20.751	1:12.890	97.29	1.520	13:26:49.893
14 - D1	27.543	24.985	137.5	23.352	1:15.880	93.46	4.510	13:28:05.773
15 - D1	28.857	25.212	153.0	21.431	1:15.500	93.93	4.130	13:29:21.273
16 - D1	27.896	24.818	152.7	21.976	1:14.690	94.95	3.320	13:30:35.963
17 - D1	34.272	51.513	44.8	26.589	1:52.374	63.11	41.004	13:32:28.337
18 - D1	28.987	25.302	153.6	21.091	1:15.380	94.08	4.010	13:33:43.717
19 - D1	27.748	25.017	<b>155.3</b>	21.060	1:13.825	96.06	2.455	13:34:57.542
20 - D1	27.740	25.085	154.1	21.171	1:13.996	95.84	2.626	13:36:11.538
21 - D1	27.588	24.969	154.7	IN PIT	2:20.211	<b>P</b> 50.58	1:08.841	13:38:31.749
22 - D2	OUTLAP	24.748	152.4	21.280	1:21.736	86.76	10.366	13:39:53.485
23 - D2	27.043	24.421	154.1	20.811	1:12.275	98.12	0.905	13:41:05.760
24 - D2	26.783	24.427	154.1	21.593	1:12.803	97.41	1.433	13:42:18.563
25 - D2	27.158	24.319	154.7	20.888	1:12.365	98.00	0.995	13:43:30.928
26 - D2	27.994	24.799	148.8	21.499	1:14.292	95.46	2.922	13:44:45.220
27 - D2	27.736	24.674	153.6	20.749	1:13.159	96.93	1.789	13:45:58.379
28 - D2	27.011	24.227	154.4	20.518	1:11.756	98.83	0.386	13:47:10.135
29 - D2	26.782	24.268	154.4	20.549	1:11.599	99.05	0.229	13:48:21.734
30 - D2	26.863	24.275	152.1	20.708	1:11.846	98.71	0.476	13:49:33.580
31 - D2	27.109	24.279	154.1	20.557	1:11.945	98.57	0.575	13:50:45.525
32 - D2	26.945	24.300	144.3	21.131	1:12.376	97.98	1.006	13:51:57.901
33 - D2	26.995	24.261	150.2	21.557	1:12.813	97.40	1.443	13:53:10.714
34 - D2	26.894	24.333	154.7	20.513	1:11.740	98.85	0.370	13:54:22.454
35 - D2	28.038	25.260	153.6	20.584	1:13.882	95.99	2.512	13:55:36.336
36 - D2	26.843	24.386	154.1	20.747	1:11.976	98.53	0.606	13:56:48.312

Weather / Track : Sunny / Dry

Portland International Raceway

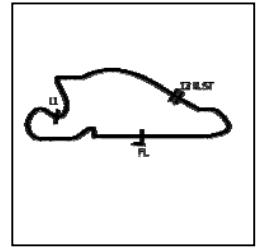
Circuit Length = 1.9700 miles

Start: 13:10 Flag 14:10 End: 14:13

# Grand Prix of Portland

## GT SprintX

### ROUND 7 - Saturday 14th July 2018 - SECTOR ANALYSIS



SECTOR 1 = FL to I1, SECTOR 2 = I1 to I2, SECTOR 3 = I2 to FL, DIFF = Difference To Personal Best Lap, P = Crossed Finish Line in Pit Lane, D = Time Disallowed

37 - D2	26.765	24.342	154.4	<b>20.320</b>	1:11.427 (2)	99.29	0.057	13:57:59.739
38 - D2	26.680	24.412	154.7	20.733	1:11.825	98.73	0.455	13:59:11.564
<b>39 - D2</b>	<b>26.542</b>	24.382	154.4	20.446	<b>1:11.370 (1)</b>	<b>99.36</b>		<b>14:00:22.934</b>
40 - D2	26.883	24.601	154.7	20.835	1:12.319	98.06	0.949	14:01:35.253
41 - D2	27.683	24.321	154.4	20.576	1:12.580	97.71	1.210	14:02:47.833
42 - D2	26.717	24.431	154.1	20.571	1:11.719	98.88	0.349	14:03:59.552
43 - D2	27.184	24.573	154.4	20.729	1:12.486	97.83	1.116	14:05:12.038
44 - D2	26.872	24.224	154.4	20.448	1:11.544	99.12	0.174	14:06:23.582
45 - D2	26.862	<b>24.200</b>	154.7	20.388	1:11.450 (3)	99.25	0.080	14:07:35.032
46 - D2	26.854	24.269	154.4	20.486	1:11.609	99.03	0.239	14:08:46.641
47 - D2	26.841	24.281	154.4	20.490	1:11.612	99.03	0.242	14:09:58.253
48 - D2	27.039	24.592	153.0	22.305	1:13.936	95.92	2.566	14:11:12.189

#### P9 47 Pro/Am PPM

Lamborghini Huracan GT3 - Torxen

IDEAL LAP TIME : 1:12.313

BEST LAP TIME : 1:12.432

DIFFERENCE : 0.119

D1: Patrick BYRNE

D2: Guy COSMO

LAP	SECTOR 1	SECTOR 2	SECTOR 3	LAP TIME	MPH	DIFF	TIME OF DAY	
1 - D1		25.135	154.4	21.326	1:27.456	81.09	15.024	13:11:33.855
2 - D1	27.699	24.969	149.9	22.430	1:15.098	94.43	2.666	13:12:48.953
3 - D1	27.930	24.944	154.4	21.103	1:13.977	95.86	1.545	13:14:02.930
4 - D1	27.800	24.849	155.0	21.143	1:13.792	96.10	1.360	13:15:16.722
5 - D1	27.899	24.689	154.7	21.106	1:13.694	96.23	1.262	13:16:30.416
6 - D1	27.477	24.779	154.7	21.002	1:13.258	96.80	0.826	13:17:43.674
7 - D1	27.612	24.801	154.4	21.064	1:13.477	96.52	1.045	13:18:57.151
8 - D1	27.532	24.767	154.7	20.881	1:13.180	96.91	0.748	13:20:10.331
9 - D1	27.823	24.955	154.4	21.114	1:13.892	95.97	1.460	13:21:24.223
10 - D1	27.948	24.857	155.0	20.989	1:13.794	96.10	1.362	13:22:38.017
11 - D1	27.655	24.769	154.7	20.996	1:13.420	96.59	0.988	13:23:51.437
12 - D1	27.898	24.909	154.4	21.102	1:13.909	95.95	1.477	13:25:05.346
13 - D1	27.790	24.886	154.7	21.308	1:13.984	95.85	1.552	13:26:19.330
14 - D1	27.648	25.125	153.8	21.444	1:14.217	95.55	1.785	13:27:33.547
15 - D1	28.090	25.053	153.3	22.395	1:15.538	93.88	3.106	13:28:49.085
16 - D1	28.412	28.429	58.9	41.315	1:38.156	72.25	25.724	13:30:27.241
17 - D1	40.336	51.618	45.3	27.169	1:59.123	59.53	46.691	13:32:26.364
18 - D1	29.285	24.986	154.4	21.213	1:15.484	93.95	3.052	13:33:41.848
19 - D1	27.669	24.952	153.8	21.197	1:13.818	96.07	1.386	13:34:55.666
20 - D1	27.861	24.993	154.7	IN PIT	2:23.341 P	49.47	1:10.909	13:37:19.007
21 - D2	OUTLAP	25.067	153.8	21.366	1:23.145	85.29	10.713	13:38:42.152
22 - D2	27.698	24.563	155.0	21.468	1:13.729	96.19	1.297	13:39:55.881
23 - D2	27.363	24.694	155.0	21.009	1:13.066	97.06	0.634	13:41:08.947
24 - D2	27.224	24.690	153.8	21.060	1:12.974	97.18	0.542	13:42:21.921
25 - D2	27.442	24.716	154.7	20.851	1:13.009	97.13	0.577	13:43:34.930
26 - D2	28.141	24.591	155.0	20.936	1:13.668	96.26	1.236	13:44:48.598
27 - D2	27.277	24.683	<b>155.3</b>	20.924	1:12.884	97.30	0.452	13:46:01.482
28 - D2	27.115	24.516	<b>155.3</b>	20.849	1:12.480 (2)	97.84	0.048	13:47:13.962
<b>29 - D2</b>	<b>27.052</b>	24.559	<b>155.3</b>	<b>20.821</b>	<b>1:12.432 (1)</b>	<b>97.91</b>		<b>13:48:26.394</b>
30 - D2	27.217	<b>24.440</b>	155.0	20.965	1:12.622 (3)	97.65	0.190	13:49:39.016
31 - D2	27.504	24.716	154.4	21.098	1:13.318	96.72	0.886	13:50:52.334
32 - D2	27.604	24.583	154.1	20.927	1:13.114	96.99	0.682	13:52:05.448
33 - D2	27.148	24.678	154.7	20.835	1:12.661	97.60	0.229	13:53:18.109
34 - D2	27.309	24.525	154.7	20.866	1:12.700	97.55	0.268	13:54:30.809
35 - D2	28.504	24.666	154.1	20.903	1:14.073	95.74	1.641	13:55:44.882
36 - D2	27.468	24.615	154.4	20.943	1:13.026	97.11	0.594	13:56:57.908
37 - D2	27.382	24.636	154.1	21.062	1:13.080	97.04	0.648	13:58:10.988
38 - D2	27.340	24.674	154.4	20.853	1:12.867	97.32	0.435	13:59:23.855
39 - D2	27.334	24.613	154.4	21.157	1:13.104	97.01	0.672	14:00:36.959
40 - D2	27.695	24.673	154.1	21.037	1:13.405	96.61	0.973	14:01:50.364
41 - D2	27.653	24.584	154.4	20.861	1:13.098	97.02	0.666	14:03:03.462
42 - D2	27.540	24.735	154.1	21.000	1:13.275	96.78	0.843	14:04:16.737

Weather / Track : Sunny / Dry

Portland International Raceway

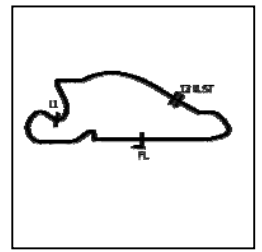
Circuit Length = 1.9700 miles

Start: 13:10 Flag 14:10 End: 14:13

# Grand Prix of Portland

## GT SprintX

### ROUND 7 - Saturday 14th July 2018 - SECTOR ANALYSIS



SECTOR 1 = FL to I1, SECTOR 2 = I1 to I2, SECTOR 3 = I2 to FL, DIFF = Difference To Personal Best Lap, P = Crossed Finish Line in Pit Lane, D = Time Disallowed

43 - D2	27.926	24.857	154.7	21.077	1:13.860	96.01	1.428	14:05:30.597
44 - D2	27.577	24.732	154.4	20.977	1:13.286	96.77	0.854	14:06:43.883
45 - D2	27.602	24.857	154.1	20.954	1:13.413	96.60	0.981	14:07:57.296
46 - D2	29.963	24.992	154.7	21.261	1:16.216	93.05	3.784	14:09:13.512
47 - D2	27.646	24.909	154.7	21.218	1:13.773	96.13	1.341	14:10:27.285
48 - D2	27.541	24.855	154.4	21.327	1:13.723	96.19	1.291	14:11:41.008

<b>P10</b>	<b>87 Am</b>	<b>Vital Speed Motorsports</b>	Ferrari 488 GT3 - Vital Speed Motorsports				
IDEAL LAP TIME : 1:12.681		BEST LAP TIME : 1:12.893		DIFFERENCE : 0.212			
D1: Trevor BAEK		D2: Rich BAEK					

LAP	SECTOR 1	SECTOR 2	SECTOR 3	LAP TIME	MPH	DIFF	TIME OF DAY	
1 - D1		25.400	154.4	21.594	1:24.663	83.76	11.770	13:11:31.062
2 - D1	28.731	25.070	154.4	21.582	1:15.383	94.07	2.490	13:12:46.445
3 - D1	27.936	24.879	155.0	21.337	1:14.152	95.64	1.259	13:14:00.597
4 - D1	28.027	24.742	<b>156.2</b>	21.183	1:13.952	95.90	1.059	13:15:14.549
5 - D1	27.900	24.799	155.6	21.907	1:14.606	95.05	1.713	13:16:29.155
6 - D1	27.610	24.735	155.3	IN PIT	1:31.575	<b>P</b>	18.682	13:18:00.730
7 - D1	OUTLAP	24.804	154.7	21.197	1:20.949	87.61	8.056	13:19:21.679
8 - D1	27.423	24.853	155.3	21.096	1:13.372	96.65	0.479	13:20:35.051
<b>9 - D1</b>	<b>27.218</b>	24.708	155.3	20.967	<b>1:12.893 (1)</b>	<b>97.29</b>		<b>13:21:47.944</b>
10 - D1	27.371	24.781	155.6	21.100	1:13.252	96.81	0.359	13:23:01.196
11 - D1	27.382	24.769	155.3	<b>20.871</b>	1:13.022	<b>(2)</b>	0.129	13:24:14.218
12 - D1	27.389	24.895	155.3	20.941	1:13.225	<b>(3)</b>	0.332	13:25:27.443
13 - D1	27.423	24.658	155.6	21.168	1:13.249	96.82	0.356	13:26:40.692
14 - D1	27.448	24.946	155.3	21.236	1:13.630	96.31	0.737	13:27:54.322
15 - D1	28.761	25.235	140.9	21.832	1:15.828	93.52	2.935	13:29:10.150
16 - D1	29.015	25.235	142.6	24.984	1:19.234	89.50	6.341	13:30:29.384
17 - D1	40.102	51.417	42.8	27.035	1:58.554	59.82	45.661	13:32:27.938
18 - D1	29.073	25.045	154.7	21.193	1:15.311	94.16	2.418	13:33:43.249
19 - D1	27.586	25.339	155.9	21.050	1:13.975	95.87	1.082	13:34:57.224
20 - D1	27.510	25.187	155.6	21.156	1:13.853	96.02	0.960	13:36:11.077
21 - D1	27.532	24.851	155.3	21.192	1:13.575	96.39	0.682	13:37:24.652
22 - D1	27.924	24.878	<b>156.2</b>	21.011	1:13.813	96.08	0.920	13:38:38.465
23 - D1	29.409	24.841	155.9	21.445	1:15.695	93.69	2.802	13:39:54.160
24 - D1	27.756	24.762	155.9	IN PIT	2:29.563	<b>P</b>	1:16.670	13:42:23.723
25 - D2	OUTLAP	25.894	154.4	22.330	1:26.319	82.16	13.426	13:43:50.042
26 - D2	29.012	25.108	154.1	22.102	1:16.222	93.04	3.329	13:45:06.264
27 - D2	28.611	25.128	153.8	21.745	1:15.484	93.95	2.591	13:46:21.748
28 - D2	28.345	24.937	154.1	21.390	1:14.672	94.97	1.779	13:47:36.420
29 - D2	28.439	24.951	154.7	21.552	1:14.942	94.63	2.049	13:48:51.362
30 - D2	28.819	24.708	153.6	21.506	1:15.033	94.51	2.140	13:50:06.395
31 - D2	27.998	24.735	154.1	21.324	1:14.057	95.76	1.164	13:51:20.452
32 - D2	28.189	<b>24.592</b>	153.8	21.392	1:14.173	95.61	1.280	13:52:34.625
33 - D2	28.902	25.600	155.0	21.801	1:16.303	92.94	3.410	13:53:50.928
34 - D2	29.356	25.559	154.4	22.771	1:17.686	91.29	4.793	13:55:08.614
35 - D2	28.317	24.880	155.0	21.521	1:14.718	94.91	1.825	13:56:23.332
36 - D2	28.656	25.408	154.4	21.715	1:15.779	93.58	2.886	13:57:39.111
37 - D2	28.628	25.174	154.1	21.791	1:15.593	93.81	2.700	13:58:54.704
38 - D2	28.259	25.012	154.4	22.109	1:15.380	94.08	2.487	14:00:10.084
39 - D2	29.097	25.051	154.4	21.941	1:16.089	93.20	3.196	14:01:26.173
40 - D2	29.319	24.967	154.7	21.715	1:16.001	93.31	3.108	14:02:42.174
41 - D2	28.141	25.041	154.1	21.668	1:14.850	94.74	1.957	14:03:57.024
42 - D2	29.364	25.627	155.6	21.899	1:16.890	92.23	3.997	14:05:13.914
43 - D2	28.824	24.979	154.7	21.757	1:15.560	93.85	2.667	14:06:29.474
44 - D2	28.827	25.199	153.6	21.827	1:15.853	93.49	2.960	14:07:45.327
45 - D2	28.490	25.270	154.1	21.803	1:15.563	93.85	2.670	14:09:00.890
46 - D2	28.606	25.245	154.4	21.714	1:15.565	93.85	2.672	14:10:16.455
47 - D2	28.770	25.205	154.1	22.401	1:16.376	92.85	3.483	14:11:32.831

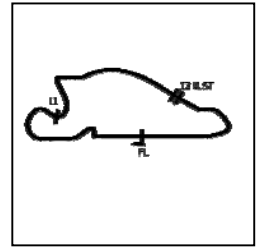
Weather / Track : Sunny / Dry

Portland International Raceway  
Circuit Length = 1.9700 miles  
Start: 13:10 Flag 14:10 End: 14:13

# Grand Prix of Portland

## GT SprintX

### ROUND 7 - Saturday 14th July 2018 - SECTOR ANALYSIS



SECTOR 1 = FL to I1, SECTOR 2 = I1 to I2, SECTOR 3 = I2 to FL, DIFF = Difference To Personal Best Lap, P = Crossed Finish Line in Pit Lane, D = Time Disallowed

P11 63 Am DXDT Racing		Mercedes AMG GT3 - Ace 1, Dream Racing						
IDEAL LAP TIME : 1:12.234		BEST LAP TIME : 1:12.586		DIFFERENCE : 0.352				
D1: David ASKEW								
LAP	SECTOR 1	SECTOR 2		SECTOR 3	LAP TIME	MPH	DIFF	TIME OF DAY
1 - D1		25.504	152.1	21.618	1:24.089	84.33	11.503	13:11:30.488
2 - D1	28.206	24.863	152.4	21.809	1:14.878	94.71	2.292	13:12:45.366
3 - D1	27.967	24.816	151.6	21.509	1:14.292	95.46	1.706	13:13:59.658
4 - D1	27.928	24.694	152.4	21.661	1:14.283	95.47	1.697	13:15:13.941
5 - D1	27.747	24.725	151.8	21.553	1:14.025	95.80	1.439	13:16:27.966
6 - D1	27.766	24.745	151.6	21.557	1:14.068	95.74	1.482	13:17:42.034
7 - D1	27.924	24.667	151.6	21.282	1:13.873	96.00	1.287	13:18:55.907
8 - D1	27.516	24.750	151.6	21.386	1:13.652	96.29	1.066	13:20:09.559
9 - D1	27.709	24.797	151.8	21.719	1:14.225	95.54	1.639	13:21:23.784
10 - D1	27.225	24.670	152.1	21.269	1:13.164	96.93	0.578	13:22:36.948
11 - D1	27.609	24.699	151.8	21.408	1:13.716	96.20	1.130	13:23:50.664
12 - D1	27.405	24.712	151.8	21.283	1:13.400	96.62	0.814	13:25:04.064
13 - D1	27.398	24.459	152.1	21.406	1:13.263	96.80	0.677	13:26:17.327
14 - D1	27.435	24.759	151.6	21.667	1:13.861	96.01	1.275	13:27:31.188
15 - D1	29.537	25.140	148.5	22.680	1:17.357	91.67	4.771	13:28:48.545
16 - D1	27.827	28.514	56.2	41.369	1:37.710	72.58	25.124	13:30:26.255
17 - D1	40.267	51.291	48.6	27.865	1:59.423	59.38	46.837	13:32:25.678
18 - D1	28.235	24.928	152.1	21.369	1:14.532	95.15	1.946	13:33:40.210
19 - D1	27.250	24.972	151.8	21.270	1:13.492	96.50	0.906	13:34:53.702
20 - D1	27.530	24.658	151.3	21.569	1:13.757	96.15	1.171	13:36:07.459
21 - D1	27.585	24.760	151.6	21.249	1:13.594	96.36	1.008	13:37:21.053
22 - D1	27.819	24.587	152.4	21.386	1:13.792	96.10	1.206	13:38:34.845
23 - D1	27.787	24.991	151.8	21.367	1:14.145	95.65	1.559	13:39:48.990
24 - D1	27.640	24.968	137.3	21.784	1:14.392	95.33	1.806	13:41:03.382
25 - D1	27.548	24.698	151.8	21.196	1:13.442	96.56	0.856	13:42:16.824
26 - D1	27.717	24.756	152.1	21.260	1:13.733	96.18	1.147	13:43:30.557
27 - D1	28.089	24.880	153.3	21.378	1:14.347	95.39	1.761	13:44:44.904
28 - D1	27.818	25.080	145.4	21.453	1:14.351	95.38	1.765	13:45:59.255
29 - D1	27.334	24.820	153.0	21.330	1:13.484	96.51	0.898	13:47:12.739
30 - D1	27.235	24.481	152.4	21.188	1:12.904	97.27	0.318	13:48:25.643
31 - D1	27.329	24.510	152.4	21.136	1:12.975	97.18	0.389	13:49:38.618
32 - D1	27.275	24.791	152.1	21.422	1:13.488	96.50	0.902	13:50:52.106
33 - D1	28.585	24.634	152.1	21.210	1:14.429	95.28	1.843	13:52:06.535
34 - D1	27.577	24.704	152.4	21.331	1:13.612	96.34	1.026	13:53:20.147
35 - D1	27.488	24.580	152.4	21.159	1:13.227	96.84	0.641	13:54:33.374
36 - D1	27.402	24.555	152.4	21.258	1:13.215	96.86	0.629	13:55:46.589
37 - D1	29.162	24.815	152.1	IN PIT	3:04.889	P 38.35	1:52.303	13:58:51.478
38 - D1	OUTLAP	25.433	151.0	IN PIT	1:41.914	P 69.58	29.328	14:00:33.392
39 - D1	OUTLAP	24.587	151.8	21.045	1:20.266	88.35	7.680	14:01:53.658
40 - D1	27.244	24.448	151.8	20.968	1:12.660 (2)	97.60	0.074	14:03:06.318
41 - D1	27.259	24.638	151.8	21.224	1:13.121	96.98	0.535	14:04:19.439
42 - D1	27.091	24.446	152.7	21.049	1:12.586 (1)	97.70		14:05:32.025
43 - D1	27.200	24.378	153.0	21.216	1:12.794 (3)	97.42	0.208	14:06:44.819
44 - D1	27.085	24.836	152.1	21.007	1:12.928	97.24	0.342	14:07:57.747
45 - D1	28.431	24.365	152.1	20.784	1:13.580	96.38	0.994	14:09:11.327
46 - D1	27.199	24.493	152.7	21.350	1:13.042	97.09	0.456	14:10:24.369
47 - D1	27.606	24.417	152.7	20.931	1:12.954	97.21	0.368	14:11:37.323

P12 27 Dream Racing Motorsport		Lamborghini Huracan Super Trofeo - 1st Phorm, Dream Racing						
IDEAL LAP TIME : 1:14.684		BEST LAP TIME : 1:14.873		DIFFERENCE : 0.189				
D1: Ryan HARDWICK								
LAP	SECTOR 1	SECTOR 2		SECTOR 3	LAP TIME	MPH	DIFF	TIME OF DAY
1 - D1		25.652	151.0	21.955	1:26.096	82.37	11.223	13:11:32.495

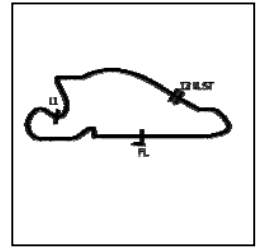
Weather / Track : Sunny / Dry

Portland International Raceway  
Circuit Length = 1.9700 miles  
Start: 13:10 Flag 14:10 End: 14:13

# Grand Prix of Portland

## GT SprintX

### ROUND 7 - Saturday 14th July 2018 - SECTOR ANALYSIS



SECTOR 1 = FL to I1, SECTOR 2 = I1 to I2, SECTOR 3 = I2 to FL, DIFF = Difference To Personal Best Lap, P = Crossed Finish Line in Pit Lane, D = Time Disallowed

2 - D1	28.324	25.556	146.1	22.383	1:16.263	92.99	1.390	13:12:48.758
3 - D1	29.279	25.481	150.4	21.822	1:16.582	92.60	1.709	13:14:05.340
4 - D1	28.504	25.398	150.4	21.669	1:15.571	93.84	0.698	13:15:20.911
5 - D1	28.156	25.369	149.9	21.777	1:15.302	94.18	0.429	13:16:36.213
6 - D1	<b>28.091</b>	25.393	149.9	21.725	1:15.209	94.29	0.336	13:17:51.422
7 - D1	28.237	25.408	149.9	21.507	1:15.152	94.36	0.279	13:19:06.574
8 - D1	28.203	25.438	149.9	21.617	1:15.258	94.23	0.385	13:20:21.832
9 - D1	28.631	25.239	150.4	21.592	1:15.462	93.98	0.589	13:21:37.294
10 - D1	28.545	25.195	150.4	21.453	1:15.193	94.31	0.320	13:22:52.487
11 - D1	28.233	25.459	149.9	21.654	1:15.346	94.12	0.473	13:24:07.833
12 - D1	28.402	25.330	150.4	21.724	1:15.456	93.98	0.583	13:25:23.289
13 - D1	28.241	25.263	149.9	<b>21.408</b>	1:14.912 (2)	94.67	0.039	13:26:38.201
14 - D1	28.152	<b>25.445</b>	<b>149.9</b>	<b>22.049</b>	<b>1:15.646</b>	93.75	0.773	<b>13:27:53.847</b>
15 - D1	<b>28.520</b>	<b>25.441</b>	<b>149.1</b>	<b>21.934</b>	<b>1:15.895</b>	93.44	1.022	<b>13:29:09.742</b>
16 - D1	<b>28.811</b>	<b>25.487</b>	<b>149.6</b>	<b>24.800</b>	<b>1:19.098</b>	89.66	4.225	<b>13:30:28.840</b>
17 - D1	<b>40.012</b>	<b>51.115</b>	<b>40.7</b>	27.759	1:58.886	59.65	44.013	13:32:27.726
18 - D1	28.871	26.942	151.3	21.777	1:17.590	91.40	2.717	13:33:45.316
19 - D1	28.969	25.385	150.4	21.780	1:16.134	93.15	1.261	13:35:01.450
20 - D1	28.462	25.459	150.4	21.684	1:15.605	93.80	0.732	13:36:17.055
21 - D1	28.268	25.526	149.9	21.667	1:15.461	93.98	0.588	13:37:32.516
22 - D1	28.724	25.502	150.2	IN PIT	2:20.888 P	50.33	1:06.015	13:39:53.404
23 - D1	OUTLAP	25.723	149.6	21.886	1:23.322	85.11	8.449	13:41:16.726
24 - D1	29.005	25.697	149.4	21.961	1:16.663	92.50	1.790	13:42:33.389
25 - D1	28.703	26.150	<b>151.6</b>	22.395	1:17.248	91.80	2.375	13:43:50.637
26 - D1	28.836	25.455	151.0	21.920	1:16.211	93.05	1.338	13:45:06.848
27 - D1	28.528	25.396	150.4	21.649	1:15.573	93.84	0.700	13:46:22.421
28 - D1	28.369	25.240	150.4	21.601	1:15.210	94.29	0.337	13:47:37.631
29 - D1	28.216	25.452	150.7	21.611	1:15.279	94.20	0.406	13:48:52.910
30 - D1	28.231	25.353	149.9	21.680	1:15.264	94.22	0.391	13:50:08.174
31 - D1	28.282	25.450	150.2	21.612	1:15.344	94.12	0.471	13:51:23.518
32 - D1	29.032	25.833	150.7	21.682	1:16.547	92.64	1.674	13:52:40.065
33 - D1	30.248	26.116	150.7	21.892	1:18.256	90.62	3.383	13:53:58.321
34 - D1	28.344	25.645	150.4	21.711	1:15.700	93.68	0.827	13:55:14.021
<b>35 - D1</b>	28.215	25.233	150.4	21.425	<b>1:14.873 (1)</b>	<b>94.72</b>		<b>13:56:28.894</b>
36 - D1	28.489	25.451	150.4	21.540	1:15.480	93.95	0.607	13:57:44.374
37 - D1	29.627	25.577	150.7	21.719	1:16.923	92.19	2.050	13:59:01.297
38 - D1	28.737	26.075	150.7	21.842	1:16.654	92.51	1.781	14:00:17.951
39 - D1	28.734	25.375	149.9	21.558	1:15.667	93.72	0.794	14:01:33.618
40 - D1	29.311	25.657	151.0	21.937	1:16.905	92.21	2.032	14:02:50.523
41 - D1	28.248	<b>25.185</b>	150.4	21.668	1:15.101 (3)	94.43	0.228	14:04:05.624
42 - D1	28.332	25.307	150.4	21.754	1:15.393	94.06	0.520	14:05:21.017
43 - D1	28.762	25.422	150.2	21.758	1:15.942	93.38	1.069	14:06:36.959
44 - D1	28.324	25.999	149.9	21.906	1:16.229	93.03	1.356	14:07:53.188
45 - D1	28.333	25.601	150.2	21.653	1:15.587	93.82	0.714	14:09:08.775
46 - D1	28.247	25.626	149.9	21.682	1:15.555	93.86	0.682	14:10:24.330
47 - D1	29.114	25.792	150.7	21.604	1:16.510	92.69	1.637	14:11:40.840

#### P13 3 Pro/Pro K-PAX Racing

Bentley Continental GT3 - Opti-Coat

IDEAL LAP TIME : 1:11.361

BEST LAP TIME : 1:11.601

DIFFERENCE : 0.240

D1: Rodrigo BAPTISTA

D2: Maxime SOULET

LAP	SECTOR 1	SECTOR 2	SECTOR 3	LAP TIME	MPH	DIFF	TIME OF DAY	
1 - D1		24.820	<b>157.1</b>	21.387	1:20.318	88.29	8.717	13:11:26.717
2 - D1	27.335	24.528	154.7	20.675	1:12.538	97.76	0.937	13:12:39.255
3 - D1	26.949	24.444	155.6	20.615	1:12.008	98.48	0.407	13:13:51.263
4 - D1	26.940	24.414	155.6	20.547	1:11.901	98.63	0.300	13:15:03.164
5 - D1	26.829	<b>24.297</b>	156.5	20.699	1:11.825	98.73	0.224	13:16:14.989
6 - D1	26.810	24.377	155.0	20.543	1:11.730 (3)	98.87	0.129	13:17:26.719
7 - D1	26.871	24.406	155.9	20.543	1:11.820	98.74	0.219	13:18:38.539
8 - D1	26.895	24.376	155.6	20.565	1:11.836	98.72	0.235	13:19:50.375

Weather / Track : Sunny / Dry

Portland International Raceway

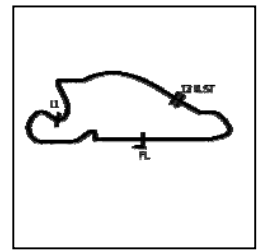
Circuit Length = 1.9700 miles

Start: 13:10 Flag 14:10 End: 14:13

# Grand Prix of Portland

## GT SprintX

### ROUND 7 - Saturday 14th July 2018 - SECTOR ANALYSIS



SECTOR 1 = FL to I1, SECTOR 2 = I1 to I2, SECTOR 3 = I2 to FL, DIFF = Difference To Personal Best Lap, P = Crossed Finish Line in Pit Lane, D = Time Disallowed

9 - D1	26.834	24.375	155.9	20.554	1:11.763	98.82	0.162	13:21:02.138
10 - D1	26.827	24.386	156.2	20.452	1:11.665 (2)	98.96	0.064	13:22:13.803
11 - D1	26.853	24.450	156.2	20.607	1:11.910	98.62	0.309	13:23:25.713
12 - D1	26.799	24.522	155.6	20.485	1:11.806	98.76	0.205	13:24:37.519
<b>13 - D1</b>	<b>26.726</b>	<b>24.409</b>	<b>156.2</b>	<b>20.466</b>	<b>1:11.601 (1)</b>	<b>99.04</b>		<b>13:25:49.120</b>
14 - D1	<b>26.654</b>	24.404	155.9	20.712	1:11.770	98.81	0.169	13:27:00.890
15 - D1	27.742	24.757	134.8	24.517	1:17.016	92.08	5.415	13:28:17.906
16 - D1	39.851	41.636	63.4	40.357	2:01.844	58.20	50.243	13:30:19.750
17 - D1	42.606	51.217	39.8	27.754	2:01.577	58.33	49.976	13:32:21.327
18 - D1	27.351	24.718	155.3	20.627	1:12.696	97.55	1.095	13:33:34.023
19 - D1	26.899	24.633	155.6	<b>20.410</b>	1:11.942	98.57	0.341	13:34:45.965
20 - D1	26.811	24.494	155.3	20.495	1:11.800	98.77	0.199	13:35:57.765
21 - D1	26.918	24.471	155.9	20.579	1:11.968	98.54	0.367	13:37:09.733
22 - D1	28.607	24.716	156.5	21.006	1:14.329	95.41	2.728	13:38:24.062
23 - D1	27.430	24.550	155.9	20.612	1:12.592	97.69	0.991	13:39:36.654
24 - D1	26.983	24.438	155.9	20.570	1:11.991	98.51	0.390	13:40:48.645
25 - D1	27.017	24.456	155.6	20.687	1:12.160	98.28	0.559	13:42:00.805
26 - D1	26.871	26.026	121.2	IN PIT	1:35.528 P	74.24	23.927	13:43:36.333

#### P14 9 Pro/Pro K-PAX Racing

Bentley Continental GT3 - Opti-Coat

IDEAL LAP TIME : 1:11.313 BEST LAP TIME : 1:11.457

DIFFERENCE : 0.144

D1: Alvaro PARENTE D2: Andy SOUCEK

LAP	SECTOR 1	SECTOR 2	SECTOR 3	LAP TIME	MPH	DIFF	TIME OF DAY	
1 - D1		24.816	154.1	21.360	1:20.534	88.06	9.077	13:11:26.933
2 - D1	27.558	24.640	155.3	20.608	1:12.806	97.40	1.349	13:12:39.739
3 - D1	26.979	24.506	155.9	20.619	1:12.104	98.35	0.647	13:13:51.843
4 - D1	26.978	24.329	155.9	20.843	1:12.150	98.29	0.693	13:15:03.993
5 - D1	26.854	24.268	155.3	20.544	1:11.666 (3)	98.95	0.209	13:16:15.659
6 - D1	26.801	<b>24.210</b>	155.9	20.485	1:11.496 (2)	99.19	0.039	13:17:27.155
7 - D1	26.987	24.332	156.2	20.661	1:11.980	98.52	0.523	13:18:39.135
8 - D1	27.178	24.463	156.2	20.539	1:12.180	98.25	0.723	13:19:51.315
9 - D1	<b>26.656</b>	24.453	156.2	20.592	1:11.701	98.91	0.244	13:21:03.016
10 - D1	26.900	24.327	156.2	20.453	1:11.680	98.93	0.223	13:22:14.696
<b>11 - D1</b>	<b>26.753</b>	<b>24.257</b>	<b>156.5</b>	<b>20.447</b>	<b>1:11.457 (1)</b>	<b>99.24</b>		<b>13:23:26.153</b>
12 - D1	26.925	24.391	<b>156.5</b>	20.463	1:11.779	98.80	0.322	13:24:37.932
13 - D1	26.816	24.403	156.2	IN PIT	8:29.642 P	13.91	7:18.185	13:33:07.574
14 - D1	OUTLAP	26.037	148.3	21.870	1:25.354	83.08	13.897	13:34:32.928
15 - D1	29.416	40.994	82.8	IN PIT	1:55.266 P	61.52	43.809	13:36:28.194

Weather / Track : Sunny / Dry

Portland International Raceway  
Circuit Length = 1.9700 miles  
Start: 13:10 Flag 14:10 End: 14:13





# Grand Prix of Portland

## GT SprintX

### ROUND 7 - Saturday 14th July 2018 - BEST SPEEDS

POS	INTERMEDIATE 1		INTERMEDIATE 2		FINISH LINE		MPH
	NO	NAME	NO	NAME	NO	NAME	
1			3	K-PAX Racing			157.1
2			55	Dream Racing Motorsport			156.5
3			9	K-PAX Racing			156.5
4			87	Vital Speed Motorsports			156.2
5			24	Alegra Motorsports			155.3
6			31	TR3 Racing			155.3
7			07	Squadra Corse Garage Italia			155.3
8			47	PPM			155.3
9			19	TruSpeed AutoSport			155.0
10			61	R. Ferri Motorsport			154.7
11			96	Pfaff Motorsports			154.7
12			63	DXDT Racing			153.3
13			2	CRP Racing			153.0
14			27	Dream Racing Motorsport			151.6

Weather / Track : Sunny / Dry

Results can be found at [www.tsl-timing.com](http://www.tsl-timing.com)

Portland International Raceway  
Circuit Length = 1.9700 miles  
Start: 13:10 Flag 14:10 End: 14:13

Printed - 14:15 Saturday, July 14, 2018

# Grand Prix of Portland

## GT SprintX

### ROUND 7 - Saturday 14th July 2018 - PIT STOP ANALYSIS

<b>P1</b>	<b>61 Pro/Pro</b>	<b>R. Ferri Motorsport</b>	<b>Ferrari 488 GT3</b>				
D1: Toni VILANDER	Total Stint: 24 Laps - 31:43.087 (52.49%)		Best Lap: 1:11.051 On Lap 10 @ 99.81 mph				
D2: Miguel MOLINA	Total Stint: 24 Laps - 28:42.684 (47.51%)		Best Lap: 1:10.791 On Lap 35 @ 100.18 mph				
STOP	IN TIME	DRIVER IN	STINT TIME	STOP TIME	TOTAL STOP TIME	OUT TIME	DRIVER OUT
1 -	13:40:36.567	Toni VILANDER	30:30.168	1:12.919	1:12.919	13:41:49.486	Miguel MOLINA
-	Finish	Miguel MOLINA	28:42.684				

<b>P2</b>	<b>24 Pro/Pro</b>	<b>Alegra Motorsports</b>	<b>Porsche 911 GT3 R (991)</b>				
D1: Michael CHRISTENSEN	Total Stint: 23 Laps - 30:30.716 (50.47%)		Best Lap: 1:11.014 On Lap 13 @ 99.86 mph				
D2: Spencer PUMPELLY	Total Stint: 25 Laps - 29:56.524 (49.53%)		Best Lap: 1:11.241 On Lap 40 @ 99.54 mph				
STOP	IN TIME	DRIVER IN	STINT TIME	STOP TIME	TOTAL STOP TIME	OUT TIME	DRIVER OUT
1 -	13:39:23.930	Michael CHRISTENSEN	29:17.531	1:13.185	1:13.185	13:40:37.115	Spencer PUMPELLY
-	Finish	Spencer PUMPELLY	29:56.524				

<b>P3</b>	<b>19 Pro/Am</b>	<b>TruSpeed AutoSport</b>	<b>Audi R8 LMS</b>				
D1: Parker CHASE	Total Stint: 20 Laps - 26:55.388 (44.53%)		Best Lap: 1:11.535 On Lap 11 @ 99.14 mph				
D2: Ryan DALZIEL	Total Stint: 28 Laps - 33:27.482 (55.33%)		Best Lap: 1:10.937 On Lap 32 @ 99.97 mph				
STOP	IN TIME	DRIVER IN	STINT TIME	STOP TIME	TOTAL STOP TIME	OUT TIME	DRIVER OUT
1 -	13:35:54.454	Parker CHASE	25:48.055	1:12.343	1:12.343	13:37:06.797	Ryan DALZIEL
-	Finish	Ryan DALZIEL	33:27.482				

<b>P4</b>	<b>31 Pro/Am</b>	<b>TR3 Racing</b>	<b>Ferrari 488 GT3</b>				
D1: Wei LU	Total Stint: 20 Laps - 27:02.119 (44.71%)		Best Lap: 1:12.328 On Lap 12 @ 98.05 mph				
D2: Jeff SEGAL	Total Stint: 28 Laps - 33:21.884 (55.17%)		Best Lap: 1:10.905 On Lap 33 @ 100.02 mph				
STOP	IN TIME	DRIVER IN	STINT TIME	STOP TIME	TOTAL STOP TIME	OUT TIME	DRIVER OUT
1 -	13:35:58.146	Wei LU	25:51.747	1:14.840	1:14.840	13:37:12.986	Jeff SEGAL
-	Finish	Jeff SEGAL	33:21.884				

<b>P5</b>	<b>55 Pro/Am</b>	<b>Dream Racing Motorsport</b>	<b>Lamborghini Huracan GT3</b>				
D1: Yuki HARATA	Total Stint: 20 Laps - 27:09.836 (44.65%)		Best Lap: 1:12.414 On Lap 11 @ 97.93 mph				
D2: Alessandro BRESSAN	Total Stint: 28 Laps - 33:34.735 (55.19%)		Best Lap: 1:11.396 On Lap 28 @ 99.33 mph				
STOP	IN TIME	DRIVER IN	STINT TIME	STOP TIME	TOTAL STOP TIME	OUT TIME	DRIVER OUT
1 -	13:35:58.903	Yuki HARATA	25:52.504	1:23.049	1:23.049	13:37:21.952	Alessandro BRESSAN
-	Finish	Alessandro BRESSAN	33:34.735				

<b>P6</b>	<b>96 Pro/Pro</b>	<b>Pfaff Motorsports</b>	<b>Porsche 911 GT3 R (991)</b>				
D1: Wolf HENZLER	Total Stint: 20 Laps - 26:13.809 (43.09%)		Best Lap: 1:11.919 On Lap 6 @ 98.61 mph				
D2: Scott HARGROVE	Total Stint: 28 Laps - 33:25.004 (54.89%)		Best Lap: 1:11.085 On Lap 33 @ 99.76 mph				
STOP	IN TIME	DRIVER IN	STINT TIME	STOP TIME	TOTAL STOP TIME	OUT TIME	DRIVER OUT
1 -	13:35:55.496	Wolf HENZLER	25:49.097	1:10.957	1:10.957	13:37:06.453	Scott HARGROVE
2 -	13:50:14.132	Scott HARGROVE	13:07.679	27.628	1:38.585	13:50:41.760	Scott HARGROVE
-	Finish	Scott HARGROVE	20:17.325				

<b>P7</b>	<b>2 Pro/Pro</b>	<b>CRP Racing</b>	<b>Mercedes-AMG GT3</b>				
D1: Daniel MORAD	Total Stint: 25 Laps - 33:14.749 (54.47%)		Best Lap: 1:11.564 On Lap 8 @ 99.10 mph				
D2: Matt BRABHAM	Total Stint: 23 Laps - 27:42.548 (45.4%)		Best Lap: 1:11.560 On Lap 48 @ 99.10 mph				
STOP	IN TIME	DRIVER IN	STINT TIME	STOP TIME	TOTAL STOP TIME	OUT TIME	DRIVER OUT
1 -	13:41:52.805	Daniel MORAD	31:46.406	1:32.937	1:32.937	13:43:25.742	Matt BRABHAM
-	Finish	Matt BRABHAM	27:42.548				

<b>P8</b>	<b>07 Am</b>	<b>Squadra Corse Garage Italia</b>	<b>Ferrari 488 GT3</b>				
D1: Caesar BACARELLA	Total Stint: 21 Laps - 28:25.350 (46.52%)		Best Lap: 1:12.890 On Lap 13 @ 97.29 mph				
D2: Martin FUENTES	Total Stint: 27 Laps - 32:35.949 (53.36%)		Best Lap: 1:11.370 On Lap 39 @ 99.36 mph				
STOP	IN TIME	DRIVER IN	STINT TIME	STOP TIME	TOTAL STOP TIME	OUT TIME	DRIVER OUT
1 -	13:37:20.172	Caesar BACARELLA	27:13.773	1:16.068	1:16.068	13:38:36.240	Martin FUENTES
-	Finish	Martin FUENTES	32:35.949				

# Grand Prix of Portland

## GT SprintX

### ROUND 7 - Saturday 14th July 2018 - PIT STOP ANALYSIS

<b>P9</b>	<b>47 Pro/Am</b>	<b>PPM</b>						<b>Lamborghini Huracan GT3</b>
D1: Patrick BYRNE		Total Stint: 20 Laps - 27:12.608 (44.19%)						Best Lap: 1:13.180 On Lap 8 @ 96.91 mph
D2: Guy COSMO		Total Stint: 28 Laps - 34:17.333 (55.68%)						Best Lap: 1:12.432 On Lap 29 @ 97.91 mph
STOP	IN TIME	DRIVER IN	STINT TIME	STOP TIME	TOTAL STOP TIME	OUT TIME	DRIVER OUT	
1 -	13:36:05.831	Patrick BYRNE	25:59.432	1:17.844	1:17.844	13:37:23.675	Guy COSMO	
-	Finish	Guy COSMO	34:17.333					

<b>P10</b>	<b>87 Am</b>	<b>Vital Speed Motorsports</b>						<b>Ferrari 488 GT3</b>
D1: Trevor BAEK		Total Stint: 24 Laps - 31:50.078 (51.81%)						Best Lap: 1:12.893 On Lap 9 @ 97.29 mph
D2: Rich BAEK		Total Stint: 23 Laps - 29:04.625 (47.33%)						Best Lap: 1:14.057 On Lap 31 @ 95.76 mph
STOP	IN TIME	DRIVER IN	STINT TIME	STOP TIME	TOTAL STOP TIME	OUT TIME	DRIVER OUT	
1 -	13:17:37.950	Trevor BAEK	7:31.551	27.246	27.246	13:18:05.196	Trevor BAEK	
2 -	13:41:02.658	Trevor BAEK	22:57.462	1:25.548	1:52.794	13:42:28.206	Rich BAEK	
-	Finish	Rich BAEK	29:04.625					

<b>P11</b>	<b>63 Am</b>	<b>DXDT Racing</b>						<b>Mercedes AMG GT3</b>
D1: David ASKEW		Total Stint: 47 Laps - 59:03.939 (96.02%)						Best Lap: 1:12.586 On Lap 42 @ 97.70 mph
STOP	IN TIME	DRIVER IN	STINT TIME	STOP TIME	TOTAL STOP TIME	OUT TIME	DRIVER OUT	
1 -	13:56:57.016	David ASKEW	46:50.617	1:58.908	1:58.908	13:58:55.924	David ASKEW	
2 -	14:00:09.884	David ASKEW	1:13.960	28.077	2:26.985	14:00:37.961	David ASKEW	
-	Finish	David ASKEW	10:59.362					

<b>P12</b>	<b>27</b>	<b>Dream Racing Motorsport</b>						<b>Lamborghini Huracan Super Trofeo</b>
D1: Ryan HARDWICK		Total Stint: 47 Laps - 1:00:20.601 (98%)						Best Lap: 1:14.873 On Lap 35 @ 94.72 mph
STOP	IN TIME	DRIVER IN	STINT TIME	STOP TIME	TOTAL STOP TIME	OUT TIME	DRIVER OUT	
1 -	13:38:44.199	Ryan HARDWICK	28:37.800	1:13.840	1:13.840	13:39:58.039	Ryan HARDWICK	
-	Finish	Ryan HARDWICK	31:42.801					

<b>P13</b>	<b>3 Pro/Pro</b>	<b>K-PAX Racing</b>						<b>Bentley Continental GT3</b>
D1: Rodrigo BAPTISTA		Total Stint: 26 Laps - 33:05.253 (98.77%)						Best Lap: 1:11.601 On Lap 13 @ 99.04 mph
D2: Maxime SOULET		Total Stint: 0 Laps						
STOP	IN TIME	DRIVER IN	STINT TIME	STOP TIME	TOTAL STOP TIME	OUT TIME	DRIVER OUT	
1 -	13:43:11.652	Rodrigo BAPTISTA						

<b>P14</b>	<b>9 Pro/Pro</b>	<b>K-PAX Racing</b>						<b>Bentley Continental GT3</b>
D1: Alvaro PARENTE		Total Stint: 15 Laps - 23:07.143 (87.69%)						Best Lap: 1:11.457 On Lap 11 @ 99.24 mph
D2: Andy SOUCEK		Total Stint: 0 Laps						
STOP	IN TIME	DRIVER IN	STINT TIME	STOP TIME	TOTAL STOP TIME	OUT TIME	DRIVER OUT	
1 -	13:30:21.250	Alvaro PARENTE	20:14.851	2:50.889	2:50.889	13:33:12.139	Alvaro PARENTE	
2 -	13:36:04.431	Alvaro PARENTE						

# Grand Prix of Portland

## GT SprintX

### ROUND 7 - Saturday 14th July 2018 - DRIVER STATISTICS

POS	NO	CL	PIC	TEAM / DRIVERS	CAR	LAPS	RACE TIME	%	BEST	ON	MPH
1	61	Pro/Prc	1	R. Ferri Motorsport Toni VILANDER (FIN) Miguel MOLINA (ESP)	Ferrari 488 GT3 - Ferrari of Ontario, Toronto, Albert	48	<b>1:00:25.771</b>				
						24	31:43.087	52.49	1:11.051	10	99.81
						24	28:42.684	47.51	1:10.791	35	100.18
2	24	Pro/Prc	2	Alegra Motorsports Michael CHRISTENSEN (DNK) Spencer PUMPELLY (USA)	Porsche 911 GT3 R (991) - Insync Healthcare Solut	48	<b>1:00:27.240</b>				
						23	30:30.716	50.47	1:11.014	13	99.86
						25	29:56.524	49.53	1:11.241	40	99.54
3	19	Pro/Am	1	TruSpeed AutoSport Parker CHASE (USA) Ryan DALZIEL (USA)	Audi R8 LMS - Vertical Bridge, Protein Water	48	<b>1:00:27.880</b>				
						20	26:55.388	44.53	1:11.535	11	99.14
						28	33:27.482	55.33	1:10.937	32	99.97
4	31	Pro/Am	2	TR3 Racing Wei LU (CAN) Jeff SEGAL (USA)	Ferrari 488 GT3 - Ferrari Of Vancouver	48	<b>1:00:28.471</b>				
						20	27:02.119	44.71	1:12.328	12	98.05
						28	33:21.884	55.17	1:10.905	33	100.02
5	55	Pro/Am	3	Dream Racing Motorsport Yuki HARATA (JPN) Alessandro BRESSAN (ITA)	Lamborghini Huracan GT3 - Ace 1, Dream Racing	48	<b>1:00:50.288</b>				
						20	27:09.836	44.65	1:12.414	11	97.93
						28	33:34.735	55.19	1:11.396	28	99.33
6	96	Pro/Prc	3	Pfafl Motorsports Wolf HENZLER (DEU) Scott HARGROVE (CAN)	Porsche 911 GT3 R (991) - Pfafl Porsche, Castrol, (	48	<b>1:00:52.686</b>				
						20	26:13.809	43.09	1:11.919	6	98.61
						28	33:25.004	54.89	1:11.085	33	99.76
7	2	Pro/Prc	4	CRP Racing Daniel MORAD (CAN) Matt BRABHAM (USA)	Mercedes-AMG GT3 - DeVilbiss	48	<b>1:01:01.891</b>				
						25	33:14.749	54.47	1:11.564	8	99.10
						23	27:42.548	45.40	1:11.560	48	99.10
8	07	Am	1	Squadra Corse Garage Italia Caeser BACARELLA (USA) Martin FUENTES (MEX)	Ferrari 488 GT3 - Hublot, Alpha Prime, Garage Italia	48	<b>1:01:05.790</b>				
						21	28:25.350	46.52	1:12.890	13	97.29
						27	32:35.949	53.36	1:11.370	39	99.36
9	47	Pro/Am	4	PPM Patrick BYRNE (USA) Guy COSMO (USA)	Lamborghini Huracan GT3 - Torxen	48	<b>1:01:34.609</b>				
						20	27:12.608	44.19	1:13.180	8	96.91
						28	34:17.333	55.68	1:12.432	29	97.91
10	87	Am	2	Vital Speed Motorsports Trevor BAEK (USA) Rich BAEK (USA)	Ferrari 488 GT3 - Vital Speed Motorsports	47	<b>1:01:26.432</b>				
						24	31:50.078	51.81	1:12.893	9	97.29
						23	29:04.625	47.33	1:14.057	31	95.76
11	63	Am	3	DXDT Racing David ASKEW (USA)	Mercedes AMG GT3 - Ace 1, Dream Racing	47	<b>1:01:30.924</b>				
						47	59:03.939	96.02	1:12.586	42	97.70
12	27		1	Dream Racing Motorsport Ryan HARDWICK	Lamborghini Huracan Super Trofeo - 1st Phorm, Dre	47	<b>1:01:34.441</b>				
						47	1:00:20.601	98.00	1:14.873	35	94.72
13	3	Pro/Prc	5	K-PAX Racing Rodrigo BAPTISTA (BRA) Maxime SOULET (BEL)	Bentley Continental GT3 - Opti-Coat	26	<b>33:29.934</b>				
						26	33:05.253	98.77	1:11.601	13	99.04
						0	0.000	0.00		0	
14	9	Pro/Prc	6	K-PAX Racing Alvaro PARENTE (PRT) Andy SOUCEK (ESP)	Bentley Continental GT3 - Opti-Coat	15	<b>26:21.795</b>				
						15	23:07.143	87.69	1:11.457	11	99.24
						0	0.000	0.00		0	

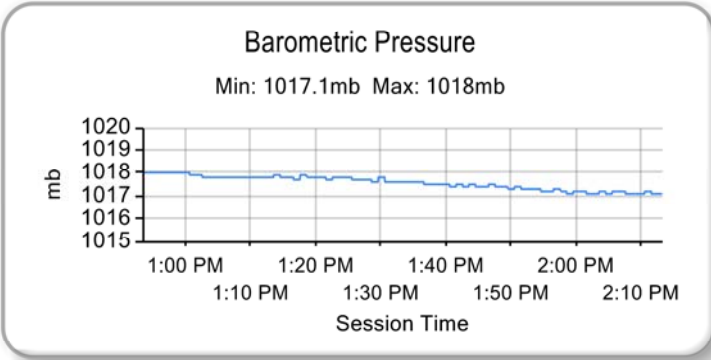
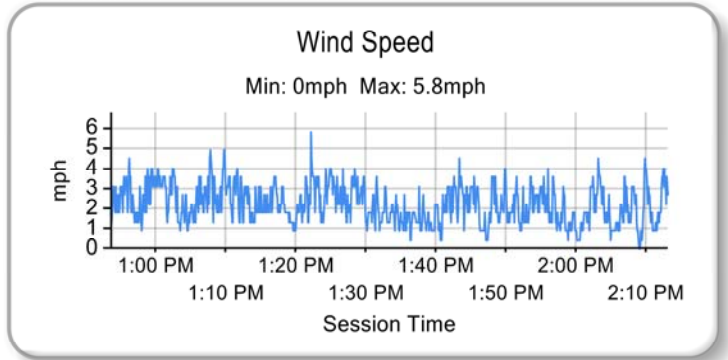
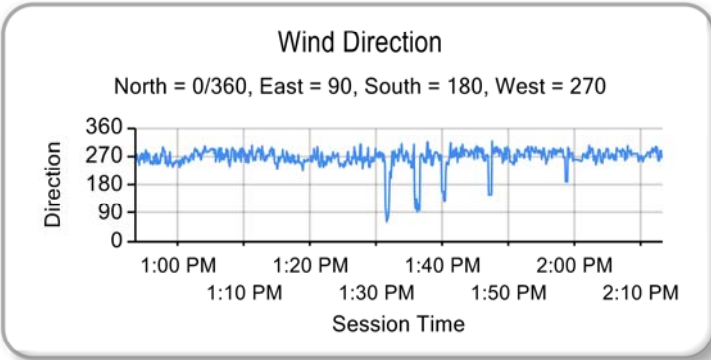
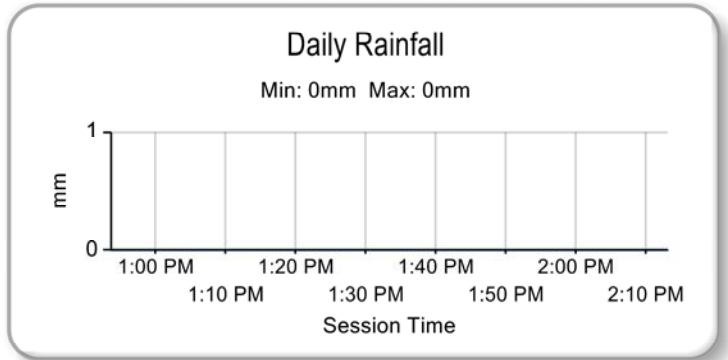
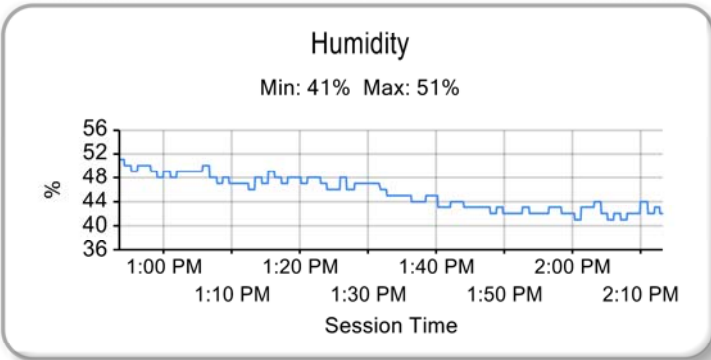
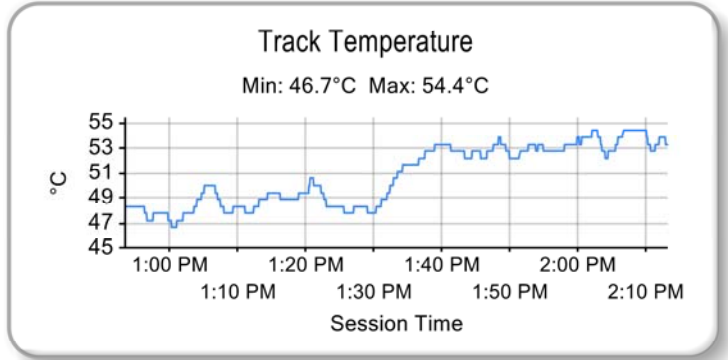
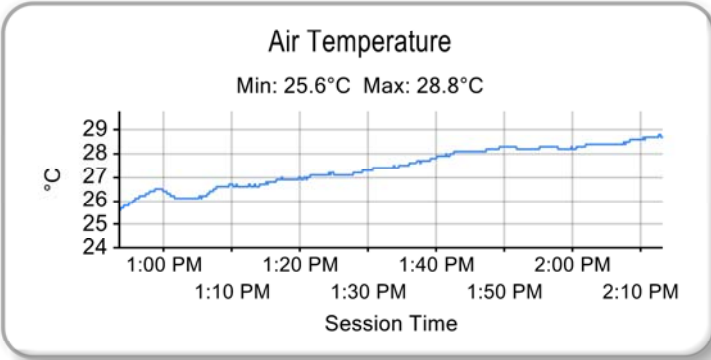
Weather / Track : Sunny / Dry

Portland International Raceway  
Circuit Length = 1.9700 miles  
Start: 13:10 Flag 14:10 End: 14:13

# Grand Prix of Portland

## GT SprintX

### ROUND 7 - Saturday 14th July 2018 - WEATHER CONDITIONS



Weather / Track : Sunny / Dry

Results can be found at [www.tsl-timing.com](http://www.tsl-timing.com)

Portland International Raceway  
Circuit Length = 1.9700 miles  
Start: 13:10 Flag 14:10 End: 14:13

Printed - 14:21 Saturday, July 14, 2018

# Grand Prix of Portland

## GT SprintX

### ROUND 8 - Sunday 15th July 2018 - GRID (60 minutes) - AMENDED 2



ROW 8	15	1:14.873	<b>27</b> Dream Racing Motorsport	<i>GT Cup</i>	
ROW 7					
ROW 6	11	1:12.893	<b>87</b> Vital Speed Motorsports	<i>GT - Am</i>	12
					1:11.601
					<b>3</b> K-PAX Racing
					<i>GT - Pro/Pro</i>
ROW 5	9	1:12.432	<b>47</b> PPM	<i>GT - Pro/Am</i>	10
					1:12.586
					<b>63</b> DXDT Racing
					<i>GT - Am</i>
ROW 4	7	1:11.396	<b>55</b> Dream Racing Motorsport	<i>GT - Pro/Am</i>	8
					1:11.560
					<b>2</b> CRP Racing
					<i>GT - Pro/Pro</i>
ROW 3	5	1:11.085	<b>96</b> Pfaff Motorsports	<i>GT - Pro/Pro</i>	6
					1:11.370
					<b>07</b> Squadra Corse Garage Italia
					<i>GT - Am</i>
ROW 2	3	1:10.937	<b>19</b> TruSpeed AutoSport	<i>GT - Pro/Am</i>	4
					1:11.014
					<b>24</b> Alegria Motorsports
					<i>GT - Pro/Pro</i>
ROW 1	1	1:10.791	<b>61</b> R. Ferri Motorsport	<i>GT - Pro/Pro</i>	2
					1:10.905
					<b>31</b> TR3 Racing
					<i>GT - Pro/Am</i>
<b>Pole</b>					

Car #3 - Technical Infraction #001 - Engine change - moved to back of GT grid  
 Car #9 - Withdrawn

Portland International Raceway  
 Circuit Length = 1.9700 miles

These results are provisional until the conclusion of any judicial and technical matters.

Chief Steward :		Chief of Timing :	
-----------------	--	-------------------	--

Results can be found at [www.tsl-timing.com](http://www.tsl-timing.com)

Printed - 13:11 Sunday, July 15, 2018



# Grand Prix of Portland

## GT SprintX

### ROUND 8 - Sunday 15th July 2018 - CLASSIFICATION - FINAL



POS	NO	CL	PIC	TEAM / DRIVERS	CAR / ENTRY	LAPS	TIME	GAP	DIFF	MPH	BEST	ON
1	19	Pro/Am	1	TruSpeed AutoSport Parker CHASE (USA) / Ryan DALZIEL (USA)	Audi R8 LMS Vertical Bridge, Protein Water	44	1:00:01.389			86.64	1:11.675	22
2	3	Pro/Pro	1	K-PAX Racing Rodrigo BAPTISTA (BRA) / Maxime SOULET (BEL)	Bentley Continental GT3 Opti-Coat	44	1:00:03.445	2.056	2.056	86.59	1:11.919	44
3	96 *	Pro/Pro	2	Pfaff Motorsports Wolf HENZLER (DEU) / Scott HARGROVE (CAN)	Porsche 911 GT3 R (991) Pfaff Porsche, Castrol, Carbon Marine, i	44	1:00:03.821	2.432	0.376	86.58	1:11.714	19
4	24	Pro/Pro	3	Alegra Motorsports Michael CHRISTENSEN (DNK) / Spencer PUMPELLY (USA)	Porsche 911 GT3 R (991) Insync Healthcare Solutions	44	1:00:04.682	3.293	0.861	86.56	1:11.758	38
5	31	Pro/Am	2	TR3 Racing Wei LU (CAN) / Jeff SEGAL (USA)	Ferrari 488 GT3 Ferrari Of Vancouver	44	1:00:05.220	3.831	0.538	86.55	1:11.581	13
6	07	Am	1	Squadra Corse Garage Italia Caeser BACARELLA (USA) / Martin FUENTES (MEX)	Ferrari 488 GT3 Hublot, Alpha Prime, Garage Italia, Ferr	44	1:00:21.253	19.864	16.033	86.17	1:12.355	6
7	61 *	Pro/Pro	4	R. Ferri Motorsport Toni VILANDER (FIN) / Miguel MOLINA (ESP)	Ferrari 488 GT3 Ferrari of Ontario, Toronto, Alberta, Zek	44	1:00:24.472	23.083	3.219	86.09	1:11.336	14
8	63	Am	2	DXDT Racing David ASKEW (USA)	Mercedes AMG GT3 Ace 1, Dream Racing	43	1:00:20.304	1 Lap	1 Lap	84.23	1:13.140	40
9	87	Am	3	Vital Speed Motorsports Trevor BAEK (USA) / Rich BAEK (USA)	Ferrari 488 GT3 Vital Speed Motorsports	43	1:00:20.664	1 Lap	0.360	84.22	1:13.064	41
10	47	Pro/Am	3	PPM Patrick BYRNE (USA) / Guy COSMO (USA)	Lamborghini Huracan GT3 Torxen	43	1:00:23.645	1 Lap	2.981	84.15	1:12.379	17
11	55	Pro/Am	4	Dream Racing Motorsport Yuki HARATA (JPN) / Alessandro BRESSAN (ITA)	Lamborghini Huracan GT3 Ace 1, Dream Racing	38	1:01:29.527	6 Laps	5 Laps	73.04	1:12.012	14
12	2	Pro/Pro	5	CRP Racing Daniel MORAD (CAN) / Matt BRABHAM (USA)	Mercedes-AMG GT3 DeVilbiss	22	28:13.432	22 Laps	16 Laps	92.13	1:12.362	16
13	27		1	Dream Racing Motorsport Ryan HARDWICK	Lamborghini Huracan Super Tro 1st Phorm, Dream Racing Motorsport	21	28:04.460	23 Laps	1 Lap	88.41	1:15.686	3

#### FASTEST LAP

61	Pro/Pro	R. Ferri Motorsport Toni VILANDER (FIN) / Miguel MOLINA (ESP)	Ferrari 488 GT3 Ferrari of Ontario, Toronto, Alberta, Zek	14	1:11.336	99.41 mph	159.99 kph
31	Pro/Am	TR3 Racing Wei LU (CAN) / Jeff SEGAL (USA)	Ferrari 488 GT3 Ferrari Of Vancouver	13	1:11.581	99.07 mph	159.44 kph
07	Am	Squadra Corse Garage Italia Caeser BACARELLA (USA) / Martin FUENTES (MEX)	Ferrari 488 GT3 Hublot, Alpha Prime, Garage Italia, Ferr	6	1:12.355	98.01 mph	157.74 kph
27		Dream Racing Motorsport Ryan HARDWICK	Lamborghini Huracan Super Tro 1st Phorm, Dream Racing Motorsport	3	1:15.686	93.70 mph	150.80 kph

Car #96 - 3 second penalty - Stewards' Decision #20

Car #61 - 3 second penalty - Stewards' Decision #21

Weather / Track : Sunny / Dry

These results are provisional until the conclusion of any judicial and technical matters.

Portland International Raceway  
Circuit Length = 1.9700 miles  
Start: 14:24 Flag 15:24 End: 15:26

Chief Steward : 	Chief of Timing : 
---------------------	-----------------------

Results can be found at [www.tsl-timing.com](http://www.tsl-timing.com)

Printed - 09:11 Saturday, July 28, 2018





# Grand Prix of Portland

## GT SprintX - GT Class

### ROUND 8 - Sunday 15th July 2018 - CLASSIFICATION - FINAL



POS	NO	CL	PIC	TEAM / DRIVERS	CAR / ENTRY	LAPS	TIME	GAP	DIFF	MPH	BEST	ON
1	19	Pro/Am	1	TruSpeed AutoSport Parker CHASE (USA) / Ryan DALZIEL (USA)	Audi R8 LMS Vertical Bridge, Protein Water	44	1:00:01.389			86.64	1:11.675	22
2	3	Pro/Pro	1	K-PAX Racing Rodrigo BAPTISTA (BRA) / Maxime SOULET (BEL)	Bentley Continental GT3 Opti-Coat	44	1:00:03.445	2.056	2.056	86.59	1:11.919	44
3	96 *	Pro/Pro	2	Pfaff Motorsports Wolf HENZLER (DEU) / Scott HARGROVE (CAN)	Porsche 911 GT3 R (991) Pfaff Porsche, Castrol, Carbon Marine, i	44	1:00:03.821	2.432	0.376	86.58	1:11.714	19
4	24	Pro/Pro	3	Alegra Motorsports Michael CHRISTENSEN (DNK) / Spencer PUMPELLY (USA)	Porsche 911 GT3 R (991) Insync Healthcare Solutions	44	1:00:04.682	3.293	0.861	86.56	1:11.758	38
5	31	Pro/Am	2	TR3 Racing Wei LU (CAN) / Jeff SEGAL (USA)	Ferrari 488 GT3 Ferrari Of Vancouver	44	1:00:05.220	3.831	0.538	86.55	1:11.581	13
6	07	Am	1	Squadra Corse Garage Italia Caeser BACARELLA (USA) / Martin FUENTES (MEX)	Ferrari 488 GT3 Hublot, Alpha Prime, Garage Italia, Ferr	44	1:00:21.253	19.864	16.033	86.17	1:12.355	6
7	61 *	Pro/Pro	4	R. Ferri Motorsport Toni VILANDER (FIN) / Miguel MOLINA (ESP)	Ferrari 488 GT3 Ferrari of Ontario, Toronto, Alberta, Zek	44	1:00:24.472	23.083	3.219	86.09	1:11.336	14
8	63	Am	2	DXDT Racing David ASKEW (USA)	Mercedes AMG GT3 Ace 1, Dream Racing	43	1:00:20.304	1 Lap	1 Lap	84.23	1:13.140	40
9	87	Am	3	Vital Speed Motorsports Trevor BAEK (USA) / Rich BAEK (USA)	Ferrari 488 GT3 Vital Speed Motorsports	43	1:00:20.664	1 Lap	0.360	84.22	1:13.064	41
10	47	Pro/Am	3	PPM Patrick BYRNE (USA) / Guy COSMO (USA)	Lamborghini Huracan GT3 Torxen	43	1:00:23.645	1 Lap	2.981	84.15	1:12.379	17
11	55	Pro/Am	4	Dream Racing Motorsport Yuki HARATA (JPN) / Alessandro BRESSAN (ITA)	Lamborghini Huracan GT3 Ace 1, Dream Racing	38	1:01:29.527	6 Laps	5 Laps	73.04	1:12.012	14
12	2	Pro/Pro	5	CRP Racing Daniel MORAD (CAN) / Matt BRABHAM (USA)	Mercedes-AMG GT3 DeVilbiss	22	28:13.432	22 Laps	16 Laps	92.13	1:12.362	16

#### FASTEST LAP

61	Pro/Pro	R. Ferri Motorsport Toni VILANDER (FIN) / Miguel MOLINA (ESP)	Ferrari 488 GT3 Ferrari of Ontario, Toronto, Alberta, Zek	14	1:11.336	99.41 mph	159.99 kph
31	Pro/Am	TR3 Racing Wei LU (CAN) / Jeff SEGAL (USA)	Ferrari 488 GT3 Ferrari Of Vancouver	13	1:11.581	99.07 mph	159.44 kph
07	Am	Squadra Corse Garage Italia Caeser BACARELLA (USA) / Martin FUENTES (MEX)	Ferrari 488 GT3 Hublot, Alpha Prime, Garage Italia, Ferr	6	1:12.355	98.01 mph	157.74 kph


Car #96 - 3 second penalty - Stewards' Decision #20

Car #61 - 3 second penalty - Stewards' Decision #21

Weather / Track : Sunny / Dry

These results are provisional until the conclusion of any judicial and technical matters.

Portland International Raceway  
Circuit Length = 1.9700 miles  
Start: 14:24 Flag 15:24 End: 15:26

Chief Steward : 	Chief of Timing : 
--	--

Results can be found at [www.tsl-timing.com](http://www.tsl-timing.com)

Printed - 09:13 Saturday, July 28, 2018



# Grand Prix of Portland

## GT SprintX - GT Cup Class

### ROUND 8 - Sunday 15th July 2018 - CLASSIFICATION - FINAL





POS	NO	CL	PIC	TEAM / DRIVERS	CAR / ENTRY	LAPS	TIME	GAP	DIFF	MPH	BEST	ON
1	27		1	Dream Racing Motorsport Ryan HARDWICK	Lamborghini Huracan Super Tro 1st Phorm, Dream Racing Motorsport	21	28:04.460			88.41	1:15.686	3
FASTEST LAP												
	27			Dream Racing Motorsport Ryan HARDWICK	Lamborghini Huracan Super Tro 1st Phorm, Dream Racing Motorsport	3	1:15.686			93.70 mph		150.80 kph

Car #96 - 3 second penalty - Stewards' Decision #20  
Car #61 - 3 second penalty - Stewards' Decision #21

Weather / Track : Sunny / Dry

These results are provisional until the conclusion of any judicial and technical matters.

Portland International Raceway  
Circuit Length = 1.9700 miles  
Start: 14:24 Flag 15:24 End: 15:26

Chief Steward : 	Chief of Timing : 
--	--

Results can be found at [www.tsl-timing.com](http://www.tsl-timing.com)

Printed - 09:14 Saturday, July 28, 2018



# Grand Prix of Portland

## GT SprintX

### ROUND 8 - Sunday 15th July 2018 - LAP CHART

LAP 1 @ 14:26:10.451			LAP 2 @ 14:27:23.000			LAP 3 @ 14:28:35.531			LAP 4 @ 14:29:47.274			LAP 5 @ 14:30:58.894		
NO	BEHIND	LAP TIME	NO	BEHIND	LAP TIME	NO	BEHIND	LAP TIME	NO	BEHIND	LAP TIME	NO	BEHIND	LAP TIME
61		1:18.146	61		1:12.549	61		1:12.531	61		1:11.743	61		1:11.620
31	0.348	1:18.494	31	0.730	1:12.931	31	0.754	1:12.555	31	1.184	1:12.173	31	1.450	1:11.886
19	0.849	1:18.995	19	1.244	1:12.944	19	1.436	1:12.723	19	1.914	1:12.221	19	2.328	1:12.034
24	1.156	1:19.302	96	2.225	1:13.146	96	1.954	1:12.260	96	2.569	1:12.358	96	3.119	1:12.170
96	1.628	1:19.774	55	2.823	1:12.978	55	2.586	1:12.294	55	3.137	1:12.294	55	3.696	1:12.179
55	2.394	1:20.540	3	3.616	1:13.399	3	3.616	1:12.531	3	4.294	1:12.421	3	4.918	1:12.244
3	2.766	1:20.912	24	4.632	1:16.025	24	4.550	1:12.449	24	4.893	1:12.086	24	5.648	1:12.375
63	5.881	1:24.027	47	7.513	1:14.069	47	8.059	1:13.077	47	9.159	1:12.843	47	10.525	1:12.986
47	5.993	1:24.139	2	7.819	1:14.195	2	8.814	1:13.526	2	9.750	1:12.679	2	10.917	1:12.787
2	6.173	1:24.319	63	9.250	1:15.918	07	10.194	1:12.784	07	11.015	1:12.564	07	11.771	1:12.376
87	7.241	1:25.387	07	9.941	1:14.527	63	10.835	1:14.116	63	12.858	1:13.766	63	14.845	1:13.607
07	7.963	1:26.109	87	11.563	1:16.871	87	13.699	1:14.667	87	16.795	1:14.839	87	21.182	1:16.007
27	7.965	1:26.111	27	12.625	1:17.209	27	15.780	1:15.686	27	20.160	1:16.123	27	24.919	1:16.379

Weather / Track : Sunny / Dry

# Grand Prix of Portland

## GT SprintX

### ROUND 8 - Sunday 15th July 2018 - LAP CHART

LAP 6 @ 14:32:10.265			LAP 7 @ 14:33:21.698			LAP 8 @ 14:34:33.346			LAP 9 @ 14:35:45.242			LAP 10 @ 14:36:56.983		
NO	BEHIND	LAP TIME	NO	BEHIND	LAP TIME	NO	BEHIND	LAP TIME	NO	BEHIND	LAP TIME	NO	BEHIND	LAP TIME
61		1:11.371	61		1:11.433	61		1:11.648	61		1:11.896	61		1:11.741
31	1.993	1:11.914	31	2.258	1:11.698	31	2.268	1:11.658	31	2.003	1:11.631	31	1.881	1:11.619
19	2.947	1:11.990	19	3.381	1:11.867	19	3.512	1:11.779	19	3.598	1:11.982	19	3.644	1:11.787
96	3.830	1:12.082	96	4.394	1:11.997	96	4.555	1:11.809	96	4.654	1:11.995	96	4.769	1:11.856
55	4.737	1:12.412	55	5.317	1:12.013	55	6.168	1:12.499	55	6.366	1:12.094	55	6.825	1:12.200
3	5.496	1:11.949	3	6.352	1:12.289	3	6.651	1:11.947	3	7.116	1:12.361	3	7.604	1:12.229
24	6.425	1:12.148	24	7.709	1:12.717	24	7.897	1:11.836	24	8.131	1:12.130	24	8.362	1:11.972
47	12.121	1:12.967	47	13.621	1:12.933	47	14.908	1:12.935	47	15.826	1:12.814	47	16.682	1:12.597
2	12.273	1:12.727	2	14.773	1:13.933	2	15.818	1:12.693	2	16.607	1:12.685	2	17.406	1:12.540
07	12.755	1:12.355	07	15.088	1:13.766	07	16.305	1:12.865	07	16.941	1:12.532	07	18.041	1:12.841
63	17.289	1:13.815	63	20.371	1:14.515	63	23.076	1:14.353	63	24.954	1:13.774	63	27.107	1:13.894
87	25.346	1:15.535	87	29.333	1:15.420	87	33.670	1:15.985	87	37.076	1:15.302	87	40.804	1:15.469
27	29.661	1:16.113	27	34.634	1:16.406	27	39.061	1:16.075	27	43.278	1:16.113	27	47.617	1:16.080

Weather / Track : Sunny / Dry

# Grand Prix of Portland

## GT SprintX

### ROUND 8 - Sunday 15th July 2018 - LAP CHART

LAP 11 @ 14:38:08.413			LAP 12 @ 14:39:20.156			LAP 13 @ 14:40:32.186			LAP 14 @ 14:41:43.522			LAP 15 @ 14:42:55.088		
NO	BEHIND	LAP TIME	NO	BEHIND	LAP TIME	NO	BEHIND	LAP TIME	NO	BEHIND	LAP TIME	NO	BEHIND	LAP TIME
61		1:11.430	61		1:11.743	61		1:12.030	61		1:11.336	61		1:11.566
31	2.516	1:12.065	31	2.492	1:11.719	31	2.043	1:11.581	31	2.479	1:11.772	31	2.760	1:11.847
19	3.995	1:11.781	19	4.044	1:11.792	19	3.811	1:11.797	19	4.212	1:11.737	19	4.457	1:11.811
96	5.118	1:11.779	96	5.137	1:11.762	96	5.131	1:12.024	96	5.721	1:11.926	96	5.945	1:11.790
55	7.560	1:12.165	55	8.113	1:12.296	55	8.263	1:12.180	55	8.939	1:12.012	55	9.513	1:12.140
3	8.268	1:12.094	3	8.562	1:12.037	3	9.058	1:12.526	3	9.933	1:12.211	3	10.597	1:12.230
24	9.076	1:12.144	24	9.407	1:12.074	24	9.434	1:12.057	24	10.639	1:12.541	24	11.066	1:11.993
47	17.839	1:12.587	47	18.700	1:12.604	47	19.373	1:12.703	47	20.834	1:12.797	47	22.091	1:12.823
2	18.774	1:12.798	2	19.557	1:12.526	2	20.081	1:12.554	2	21.591	1:12.846	2	22.821	1:12.796
07	19.155	1:12.544	07	19.918	1:12.506	07	20.464	1:12.576	07	21.806	1:12.678	07	23.204	1:12.964
63	29.904	1:14.227	63	32.002	1:13.841	63	33.644	1:13.672	63	35.756	1:13.448	63	37.688	1:13.498
87	44.820	1:15.446	87	48.206	1:15.129	87	51.341	1:15.165	87	55.204	1:15.199	87	58.815	1:15.177
27	52.598	1:16.411	27	57.288	1:16.433	27	1:01.097	1:15.839	27	1:05.484	1:15.723	27	1:10.780	1:16.862

Weather / Track : Sunny / Dry

# Grand Prix of Portland

## GT SprintX

### ROUND 8 - Sunday 15th July 2018 - LAP CHART

LAP 16 @ 14:44:06.632			LAP 17 @ 14:45:18.814			LAP 18 @ 14:46:30.834			LAP 19 @ 14:47:42.804			LAP 20 @ 14:48:55.071		
NO	BEHIND	LAP TIME	NO	BEHIND	LAP TIME	NO	BEHIND	LAP TIME	NO	BEHIND	LAP TIME	NO	BEHIND	LAP TIME
61		1:11.544	61		1:12.182	61		1:12.020	61		1:11.970	61		1:12.267
31	2.931	1:11.715	31	2.929	1:12.180	31	2.651	1:11.742	31	2.468	1:11.787	87	1 Lap	1:17.399
19	4.701	1:11.788	19	4.781	1:12.262	19	4.608	1:11.847	19	4.679	1:12.041	31	2.549	1:12.348
96	6.133	1:11.732	96	6.312	1:12.361	96	6.221	1:11.929	96	5.965	1:11.714	19	4.339	1:11.927
55	10.497	1:12.528	27	1 Lap	1:19.480	55	11.297	1:12.861	55	11.818	1:12.491	96	5.486	1:11.788
3	11.263	1:12.210	55	10.456	1:12.141	27	1 Lap	1:16.874	3	12.380	1:12.609	55	12.176	1:12.625
24	11.727	1:12.205	3	11.173	1:12.092	3	11.741	1:12.588	24	12.826	1:12.557	3	12.552	1:12.439
47	22.977	1:12.430	24	12.006	1:12.461	24	12.239	1:12.253	27	1 Lap	1:17.684	24	13.141	1:12.582
2	23.639	1:12.362	47	23.174	1:12.379	47	23.838	1:12.684	47	24.794	1:12.926	27	1 Lap	1:17.662
07	24.194	1:12.534	2	23.838	1:12.381	2	24.552	1:12.734	2	25.258	1:12.676	47	25.451	1:12.924
63	40.110	1:13.966	07	24.493	1:12.481	07	25.015	1:12.542	07	25.707	1:12.662	2	25.789	1:12.798
87	1:02.637	1:15.366	63	41.584	1:13.656	63	43.242	1:13.678	63	45.368	1:14.096	07	26.258	1:12.818
			87	1:06.045	1:15.590	87	1:09.338	1:15.313				63	53.351	1:20.250

Weather / Track : Sunny / Dry

Portland International Raceway  
Circuit Length = 1.9700 miles  
Start: 14:24 Flag 15:24 End: 15:26

# Grand Prix of Portland

## GT SprintX

### ROUND 8 - Sunday 15th July 2018 - LAP CHART

LAP 21 @ 14:50:06.743			LAP 22 @ 14:51:18.408			LAP 23 @ 14:52:29.981			LAP 24 @ 14:53:41.748			LAP 25 @ 14:55:19.119		
NO	BEHIND	LAP TIME	NO	BEHIND	LAP TIME	NO	BEHIND	LAP TIME	NO	BEHIND	LAP TIME	NO	BEHIND	LAP TIME
61		1:11.672	61		1:11.665	61		1:11.573	61		1:11.767	61		1:37.371 P
31	3.130	1:12.253	31	3.431	1:11.966	31	3.795	1:11.937	31	4.124	1:12.096	31	6.811	1:40.058
19	5.754	1:13.087	19	5.764	1:11.675	19	5.914	1:11.723	19	6.650	1:12.503	19	7.535	1:38.256
96	6.494	1:12.680	96	6.655	1:11.826	96	7.041	1:11.959	3	1 Lap	1:12.757	3	1 Lap	1:32.102
55	13.395	1:12.891	55	14.298	1:12.568	3	1 Lap	2:03.419	24	1 Lap	1:12.687	24	1 Lap	1:31.996
27	1 Lap	1:16.668	87	2 Laps	2:41.731 P	24	1 Lap	2:04.515	55	16.535	1:13.065	87	2 Laps	1:18.061
47	28.611	1:14.832	2	1 Lap	2:25.659 P	55	15.237	1:12.512	96	25.523	1:30.249 P	47	1 Lap	1:35.236
07	28.901	1:14.315	07	30.605	1:13.369	27	2 Laps	2:22.529 P	07	33.278	1:12.920	96	1:01.178	2:13.026
24	32.840	1:31.371 P	47	31.419	1:14.473	07	32.125	1:13.093	87	2 Laps	1:15.454	63	1 Lap	1:22.714
3	33.434	1:32.554 P	63	1 Lap	2:24.056 P	87	2 Laps	1:23.915	47	1 Lap	2:34.509 P	55	1:12.489	2:33.325 P
						2	1 Lap	1:19.218	63	1 Lap	1:27.065			
						63	1 Lap	1:22.036						

Weather / Track : Sunny / Dry

Portland International Raceway  
 Circuit Length = 1.9700 miles  
 Start: 14:24 Flag 15:24 End: 15:26

# Grand Prix of Portland

## GT SprintX

### ROUND 8 - Sunday 15th July 2018 - LAP CHART

LAP 26 @ 14:56:41.599			LAP 27 @ 14:58:59.399			LAP 28 @ 15:00:27.180			LAP 29 @ 15:02:25.244			LAP 30 @ 15:04:34.673		
NO	BEHIND	LAP TIME	NO	BEHIND	LAP TIME	NO	BEHIND	LAP TIME	NO	BEHIND	LAP TIME	NO	BEHIND	LAP TIME
31		1:15.669	31		2:17.800 P	31		1:27.781	31		1:58.064	31		2:09.429
07	1 Lap	2:26.687 P	19	3.237	2:19.939 P	19	4.197	1:28.741	19	1.018	1:54.885	19	0.992	2:09.403
19	1.098	1:16.043	47	1 Lap	1:36.859	47	1 Lap	1:31.985	47	1 Lap	1:43.878	47	1 Lap	2:09.067
3	1 Lap	1:16.131	SC	26 Laps	2:18.598	96	1:40.004	1:59.907	96	1:03.247	1:21.307	61	14.832	1:20.490
24	1 Lap	1:16.268	61	1:07.077	2:17.899	61	1:40.690	2:01.394	61	1:03.771	1:21.145	96	15.186	1:21.368
87	2 Laps	1:17.780	96	1:07.878	2:17.904	63	1 Lap	2:01.977	63	1 Lap	1:22.282	63	1 Lap	1:19.648
47	1 Lap	1:35.298	63	1 Lap	2:15.937	55	1:44.480	2:01.939	55	1:08.942	1:22.526	55	20.640	1:21.127
61	1:06.978	2:29.458	55	1:10.322	2:11.902	3	1:45.580	2:01.521	3	1:09.602	1:22.086	3	22.633	1:22.460
96	1:07.774	1:29.076	3	1:11.840	2:10.316	24	1:46.236	1:59.931	24	1:10.376	1:22.204	24	22.846	1:21.899
63	1 Lap	1:28.639	24	1:14.086	2:11.952	07	1:49.489	2:01.776	07	1:15.153	1:23.728	07	26.787	1:21.063
55	1:16.220	1:26.211	07	1:15.494	1:59.452	87	1 Lap	2:02.256	87	1 Lap	1:23.194	87	1 Lap	1:21.254
3	1:19.324	1:16.337	87	1 Lap	1:59.998	SC	26 Laps	2:19.786	SC	26 Laps	2:09.740	SC	26 Laps	2:08.314
24	1:19.934	1:16.484												
07	1:33.842	1:33.728												
87	1 Lap	1:21.383												

Weather / Track : Sunny / Dry

Portland International Raceway  
 Circuit Length = 1.9700 miles  
 Start: 14:24 Flag 15:24 End: 15:26



# Grand Prix of Portland

## GT SprintX

### ROUND 8 - Sunday 15th July 2018 - LAP CHART

LAP 31 @ 15:06:43.354			LAP 32 @ 15:08:45.655			LAP 33 @ 15:10:50.433			LAP 34 @ 15:12:47.293			LAP 35 @ 15:14:00.608		
NO	BEHIND	LAP TIME	NO	BEHIND	LAP TIME	NO	BEHIND	LAP TIME	NO	BEHIND	LAP TIME	NO	BEHIND	LAP TIME
<b>31</b>		2:08.681	<b>31</b>		2:02.301	<b>31</b>		2:04.778	<b>31</b>		1:56.860	<b>96</b>		1:12.704
<b>19</b>	1.254	2:08.943	<b>19</b>	0.991	2:02.038	<b>19</b>	1.550	2:05.337	<b>19</b>	0.166	1:55.476	<b>61</b>	0.376	1:13.422
<b>47</b>	1 Lap	2:08.852	<b>47</b>	1 Lap	2:01.788	<b>47</b>	1 Lap	2:05.284	<b>61</b>	0.269	1:53.322	<b>19</b>	1.481	1:14.630
<b>61</b>	4.046	1:57.895	<b>61</b>	2.622	2:00.877	<b>61</b>	3.807	2:05.963	<b>47</b>	1 Lap	1:55.008	<b>31</b>	2.254	1:15.569
<b>96</b>	4.954	1:58.449	<b>96</b>	4.100	2:01.447	<b>96</b>	6.377	2:07.055	<b>96</b>	0.611	1:51.094	<b>24</b>	2.498	1:14.685
<b>63</b>	1 Lap	1:56.229	<b>63</b>	1 Lap	2:01.632	<b>63</b>	1 Lap	2:06.785	<b>3</b>	0.639	1:48.487	<b>3</b>	2.993	1:15.669
<b>55</b>	6.925	1:54.966	<b>55</b>	5.867	2:01.243	<b>55</b>	8.057	2:06.968	<b>55</b>	1.024	1:49.827	<b>63</b>	1 Lap	1:17.008
<b>3</b>	8.165	1:54.213	<b>3</b>	6.983	2:01.119	<b>3</b>	9.012	2:06.807	<b>63</b>	1 Lap	1:50.932	<b>47</b>	1 Lap	1:18.775
<b>24</b>	9.067	1:54.902	<b>24</b>	7.977	2:01.211	<b>24</b>	10.309	2:07.110	<b>24</b>	1.128	1:47.679	<b>87</b>	1 Lap	1:17.817
<b>07</b>	10.177	1:52.071	<b>07</b>	9.076	2:01.200	<b>07</b>	11.505	2:07.207	<b>07</b>	1.343	1:46.698	<b>07</b>	6.287	1:18.259
<b>87</b>	1 Lap	1:51.645	<b>87</b>	1 Lap	2:01.321	<b>87</b>	1 Lap	2:07.147	<b>87</b>	1 Lap	1:46.033	<b>55</b>	1:04.722	2:17.013 <b>P</b>
<b>SC</b>	26 Laps	2:02.189	<b>SC</b>	26 Laps	2:04.865									

Weather / Track : Sunny / Dry

Portland International Raceway  
 Circuit Length = 1.9700 miles  
 Start: 14:24 Flag 15:24 End: 15:26

# Grand Prix of Portland

## GT SprintX

### ROUND 8 - Sunday 15th July 2018 - LAP CHART

LAP 36 @ 15:15:13.826			LAP 37 @ 15:16:26.100			LAP 38 @ 15:17:38.214			LAP 39 @ 15:18:49.994			LAP 40 @ 15:20:04.731		
NO	BEHIND	LAP TIME	NO	BEHIND	LAP TIME	NO	BEHIND	LAP TIME	NO	BEHIND	LAP TIME	NO	BEHIND	LAP TIME
61		1:12.842	61		1:12.274	61		1:12.114	61		1:11.780	96		1:12.195
96	0.749	1:13.967	96	1.763	1:13.288	96	2.057	1:12.408	96	2.542	1:12.265	19	0.592	1:12.369
19	1.324	1:13.061	19	2.458	1:13.408	19	2.525	1:12.181	19	2.960	1:12.215	24	0.951	1:12.470
24	1.907	1:12.627	24	3.317	1:13.684	24	2.961	1:11.758	24	3.218	1:12.037	31	2.376	1:12.337
31	2.933	1:13.897	31	4.045	1:13.386	31	4.358	1:12.427	31	4.776	1:12.198	3	2.532	1:12.241
3	3.352	1:13.577	3	4.190	1:13.112	3	4.728	1:12.652	3	5.028	1:12.080	63	1 Lap	1:13.349
63	1 Lap	1:14.683	55	1 Lap	1:27.324	63	1 Lap	1:16.327	63	1 Lap	1:13.318	87	1 Lap	1:13.182
87	1 Lap	1:14.339	63	1 Lap	1:13.474	87	1 Lap	1:15.319	87	1 Lap	1:13.608	07	13.519	1:13.675
07	8.159	1:15.090	87	1 Lap	1:13.955	07	12.384	1:14.523	07	14.581	1:13.977	61	15.537	1:30.274 P
47	1 Lap	1:16.815	07	9.975	1:14.090	55	1 Lap	1:20.098	47	1 Lap	1:14.704	47	1 Lap	1:13.592
			47	1 Lap	1:14.891	47	1 Lap	1:14.797						

Weather / Track : Sunny / Dry

Portland International Raceway  
Circuit Length = 1.9700 miles  
Start: 14:24 Flag 15:24 End: 15:26

# Grand Prix of Portland

## GT SprintX

### ROUND 8 - Sunday 15th July 2018 - LAP CHART

LAP 41 @ 15:21:16.943			LAP 42 @ 15:22:28.999			LAP 43 @ 15:23:40.995			LAP 44 @ 15:24:53.126		
NO	BEHIND	LAP TIME	NO	BEHIND	LAP TIME	NO	BEHIND	LAP TIME	NO	BEHIND	LAP TIME
96		1:12.212	96		1:12.056	96		1:11.996	96		1:12.131
19	0.377	1:11.997	19	0.510	1:12.189	19	0.445	1:11.931	19	0.568	1:12.254
24	0.749	1:12.010	3	2.825	1:12.431	3	2.836	1:12.007	3	2.624	1:11.919
31	2.282	1:12.118	24	2.942	1:14.249	24	3.605	1:12.659	24	3.861	1:12.387
3	2.450	1:12.130	31	3.315	1:13.089	31	4.197	1:12.878	31	4.399	1:12.333
63	1 Lap	1:13.140	63	1 Lap	1:13.265	63	1 Lap	1:15.585	63	1 Lap	1:14.106
87	1 Lap	1:13.121	87	1 Lap	1:13.064	87	1 Lap	1:15.491	87	1 Lap	1:14.330
07	14.619	1:13.312	07	15.469	1:12.906	07	17.951	1:14.478	07	20.432	1:14.612
47	1 Lap	1:13.369	47	1 Lap	1:13.379	47	1 Lap	1:13.637	61	20.651	1:12.004
61	21.428	1:18.103	61	20.908	1:11.536	61	20.778	1:11.866	47	1 Lap	1:14.400
									55	6 Laps	8:29.080 P

Weather / Track : Sunny / Dry

# Grand Prix of Portland

## GT SprintX

### ROUND 8 - Sunday 15th July 2018 - POSITION CHART

No	Name	Lap																																						
		Pos	1	2	3	4	5	6	7	8	9	10	11	12	13	14	15	16	17	18	19	20	21	22	23	24	25	26	27	28	29	30	31	32	33					
61	R. Ferri Motorsport	1	61	61	61	61	61	61	61	61	61	61	61	61	61	61	61	61	61	61	61	61	61	61	61	61	61	61	61	61	61	61	61	61	61	61	61			
31	TR3 Racing	2	31	31	31	31	31	31	31	31	31	31	31	31	31	31	31	31	31	31	31	31	31	31	31	31	31	31	31	31	31	31	31	31	31	31	31			
19	TruSpeed AutoSport	3	19	19	19	19	19	19	19	19	19	19	19	19	19	19	19	19	19	19	19	19	19	19	19	19	19	19	19	19	19	19	19	19	19	19	19			
24	Alegra Motorsports	4	24	96	96	96	96	96	96	96	96	96	96	96	96	96	96	96	96	96	96	96	96	96	96	96	96	96	96	96	96	96	96	96	96	96	96			
96	Pfaff Motorsports	5	96	55	55	55	55	55	55	55	55	55	55	55	55	55	55	55	55	55	55	55	55	55	55	55	55	55	55	55	55	55	55	55	55	55	55			
07	Squadra Corse Garage	6	55	3	3	3	3	3	3	3	3	3	3	3	3	3	3	3	3	3	3	3	3	3	3	3	3	3	3	3	3	3	3	3	3	3	3			
55	Dream Racing Motorsport	7	3	24	24	24	24	24	24	24	24	24	24	24	24	24	24	24	24	24	24	24	24	24	24	24	24	24	24	24	24	24	24	24	24	24	24	24		
2	CRP Racing	8	63	47	47	47	47	47	47	47	47	47	47	47	47	47	47	47	47	47	47	47	47	47	47	47	47	47	47	47	47	47	47	47	47	47	47	47		
47	PPM	9	47	2	2	2	2	2	2	2	2	2	2	2	2	2	2	2	2	2	2	2	2	2	2	2	2	2	2	2	2	2	2	2	2	2	2	2	2	
63	DXDT Racing	10	2	63	07	07	07	07	07	07	07	07	07	07	07	07	07	07	07	07	07	07	07	07	07	07	07	07	07	07	07	07	07	07	07	07	07	07	07	
87	Vital Speed Motorsports	11	87	07	63	63	63	63	63	63	63	63	63	63	63	63	63	63	63	63	63	63	63	63	63	63	63	63	63	63	63	63	63	63	63	63	63	63	63	63
3	K-PAX Racing	12	07	87	87	87	87	87	87	87	87	87	87	87	87	87	87	87	87	87	87	87	87	87	87	87	87	87	87	87	87	87	87	87	87	87	87	87	87	87
27	Dream Racing Motorsport	13	27	27	27	27	27	27	27	27	27	27	27	27	27	27	27	27	27	27	27	27	27	27	27	27	27	27	27	27	27	27	27	27	27	27	27	27	27	27

Weather / Track : Sunny / Dry

Portland International Raceway  
 Circuit Length = 1.9700 miles  
 Start: 14:24 Flag 15:24 End: 15:26

# Grand Prix of Portland

## GT SprintX

### ROUND 8 - Sunday 15th July 2018 - POSITION CHART

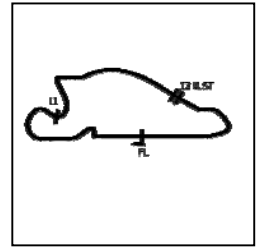
No	Name	Lap Pos	34	35	36	37	38	39	40	41	42	43	44
			61	R. Ferri Motorsport	1	31	96	61	61	61	61	96	96
31	TR3 Racing	2	19	61	96	96	96	96	19	19	19	19	19
19	TruSpeed AutoSport	3	61	19	19	19	19	19	24	24	3	3	3
24	Alegra Motorsports	4	96	31	24	24	24	24	31	31	24	24	24
96	Pfaff Motorsports	5	3	24	31	31	31	31	3	3	31	31	31
07	Squadra Corse Garage	6	55	3	3	3	3	3	07	07	07	07	07
55	Dream Racing Motorsport	7	24	07	07	07	07	07	61	61	61	61	61
2	CRP Racing	8	07	55	55	63	63	63	63	63	63	63	63
47	PPM	9	63	63	63	87	87	87	87	87	87	87	87
63	DXDT Racing	10	47	87	87	55	47	47	47	47	47	47	47
87	Vital Speed Motorsports	11	87	47	47	47	55						
3	K-PAX Racing	12											
27	Dream Racing Motorsport	13											

Weather / Track : Sunny / Dry

# Grand Prix of Portland

## GT SprintX

### ROUND 8 - Sunday 15th July 2018 - SECTOR ANALYSIS



SECTOR 1 = FL to I1, SECTOR 2 = I1 to I2, SECTOR 3 = I2 to FL, DIFF = Difference To Personal Best Lap, P = Crossed Finish Line in Pit Lane, D = Time Disallowed

P1 96 Pro/Pro Pfaff Motorsports		Porsche 911 GT3 R (991) - Pfaff Porsche, Castrol, Carbon Mar						
IDEAL LAP TIME : 1:11.553		BEST LAP TIME : 1:11.714		DIFFERENCE : 0.161				
D1: Wolf HENZLER		D2: Scott HARGROVE						
LAP	SECTOR 1	SECTOR 2	SECTOR 3	LAP TIME	MPH	DIFF	TIME OF DAY	
1 - D2		25.007	150.4	20.938	1:19.774	88.90	8.060	14:26:12.079
2 - D2	27.455	24.785	152.1	20.906	1:13.146	96.95	1.432	14:27:25.225
3 - D2	26.926	24.581	151.8	20.753	1:12.260	98.14	0.546	14:28:37.485
4 - D2	26.950	24.608	151.8	20.800	1:12.358	98.01	0.644	14:29:49.843
5 - D2	26.983	24.455	152.1	20.732	1:12.170	98.26	0.456	14:31:02.013
6 - D2	26.858	24.582	152.4	20.642	1:12.082	98.38	0.368	14:32:14.095
7 - D2	26.924	24.432	152.1	20.641	1:11.997	98.50	0.283	14:33:26.092
8 - D2	26.931	24.418	152.1	<b>20.460</b>	1:11.809	98.76	0.095	14:34:37.901
9 - D2	26.909	24.440	152.1	20.646	1:11.995	98.50	0.281	14:35:49.896
10 - D2	26.766	24.480	152.7	20.610	1:11.856	98.69	0.142	14:37:01.752
11 - D2	26.747	24.495	152.4	20.537	1:11.779	98.80	0.065	14:38:13.531
12 - D2	26.823	24.380	152.4	20.559	1:11.762 (3)	98.82	0.048	14:39:25.293
13 - D2	27.050	24.455	152.4	20.519	1:12.024	98.46	0.310	14:40:37.317
14 - D2	26.986	24.424	152.4	20.516	1:11.926	98.60	0.212	14:41:49.243
15 - D2	<b>26.724</b>	24.473	152.1	20.593	1:11.790	98.78	0.076	14:43:01.033
16 - D2	26.766	24.434	152.7	20.532	1:11.732 (2)	98.86	0.018	14:44:12.765
17 - D2	26.802	<b>24.369</b>	153.0	21.190	1:12.361	98.00	0.647	14:45:25.126
18 - D2	26.890	24.493	152.4	20.546	1:11.929	98.59	0.215	14:46:37.055
<b>19 - D2</b>	26.754	24.421	152.7	20.539	<b>1:11.714 (1)</b>	<b>98.89</b>		<b>14:47:48.769</b>
20 - D2	26.866	24.378	153.0	20.544	1:11.788	98.79	0.074	14:49:00.557
21 - D2	26.964	24.825	<b>153.8</b>	20.891	1:12.680	97.57	0.966	14:50:13.237
22 - D2	26.852	24.409	153.0	20.565	1:11.826	98.73	0.112	14:51:25.063
23 - D2	26.758	24.556	153.0	20.645	1:11.959	98.55	0.245	14:52:37.022
<b>24 - D2</b>	26.903	24.380	153.0	IN PIT	<b>1:30.249</b>	<b>P</b>	<b>18.535</b>	<b>14:54:07.271</b>
25 - D1	OUTLAP	24.945	150.2	21.020	2:13.026	53.31	1:01.312	14:56:20.297
26 - D1	32.530	25.026	143.3	31.520	1:29.076	79.61	17.362	14:57:49.373
27 - D1	52.631	44.367	58.3	40.906	2:17.904	51.42	1:06.190	15:00:07.277
28 - D1	50.166	45.428	60.2	24.313	1:59.907	59.14	48.193	15:02:07.184
29 - D1	34.765	25.103	149.1	21.439	1:21.307	87.22	9.593	15:03:28.491
30 - D1	34.344	24.771	150.7	22.253	1:21.368	87.15	9.654	15:04:49.859
31 - D1	36.105	44.008	59.8	38.336	1:58.449	59.87	46.735	15:06:48.308
32 - D1	44.075	42.296	67.4	35.076	2:01.447	58.39	49.733	15:08:49.755
33 - D1	45.722	43.371	64.4	37.962	2:07.055	55.81	55.341	15:10:56.810
34 - D1	40.086	38.689	72.9	32.319	1:51.094	63.83	39.380	15:12:47.904
35 - D1	26.774	24.796	151.0	21.134	1:12.704	97.54	0.990	15:14:00.608
36 - D1	28.280	24.885	152.1	20.802	1:13.967	95.88	2.253	15:15:14.575
37 - D1	27.590	24.704	151.8	20.994	1:13.288	96.76	1.574	15:16:27.863
38 - D1	27.060	24.542	152.1	20.806	1:12.408	97.94	0.694	15:17:40.271
39 - D1	27.008	24.552	152.1	20.705	1:12.265	98.13	0.551	15:18:52.536
40 - D1	26.903	24.543	152.1	20.749	1:12.195	98.23	0.481	15:20:04.731
41 - D1	27.033	24.485	151.8	20.694	1:12.212	98.21	0.498	15:21:16.943
42 - D1	27.019	24.475	152.1	20.562	1:12.056	98.42	0.342	15:22:28.999
43 - D1	26.814	24.529	152.1	20.653	1:11.996	98.50	0.282	15:23:40.995
44 - D1	26.848	24.515	151.8	20.768	1:12.131	98.32	0.417	15:24:53.126

P2 19 Pro/Am TruSpeed AutoSport		Audi R8 LMS - Vertical Bridge, Protein Water						
IDEAL LAP TIME : 1:11.400		BEST LAP TIME : 1:11.675		DIFFERENCE : 0.275				
D1: Parker CHASE		D2: Ryan DALZIEL						
LAP	SECTOR 1	SECTOR 2	SECTOR 3	LAP TIME	MPH	DIFF	TIME OF DAY	
1 - D2		24.726	153.0	21.007	1:18.995	89.77	7.320	14:26:11.300
2 - D2	27.653	24.519	153.0	20.772	1:12.944	97.22	1.269	14:27:24.244
3 - D2	27.241	24.637	152.7	20.845	1:12.723	97.52	1.048	14:28:36.967
4 - D2	27.002	24.486	153.0	20.733	1:12.221	98.19	0.546	14:29:49.188

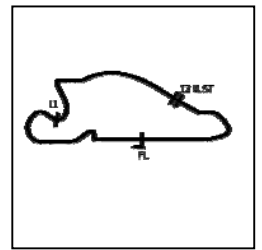
Weather / Track : Sunny / Dry

Portland International Raceway  
Circuit Length = 1.9700 miles  
Start: 14:24 Flag 15:24 End: 15:26

# Grand Prix of Portland

## GT SprintX

### ROUND 8 - Sunday 15th July 2018 - SECTOR ANALYSIS



SECTOR 1 = FL to I1, SECTOR 2 = I1 to I2, SECTOR 3 = I2 to FL, DIFF = Difference To Personal Best Lap, P = Crossed Finish Line in Pit Lane, D = Time Disallowed

5 - D2	26.895	24.460	153.0	20.679	1:12.034	98.45	0.359	14:31:01.222
6 - D2	26.950	24.349	153.0	20.691	1:11.990	98.51	0.315	14:32:13.212
7 - D2	26.739	24.422	152.7	20.706	1:11.867	98.68	0.192	14:33:25.079
8 - D2	26.727	24.351	153.0	20.701	1:11.779	98.80	0.104	14:34:36.858
9 - D2	26.938	24.460	152.7	20.584	1:11.982	98.52	0.307	14:35:48.840
10 - D2	26.847	24.378	153.0	20.562	1:11.787	98.79	0.112	14:37:00.627
11 - D2	26.759	24.450	152.7	20.572	1:11.781	98.80	0.106	14:38:12.408
12 - D2	26.878	24.349	153.0	20.565	1:11.792	98.78	0.117	14:39:24.200
13 - D2	26.890	24.355	153.0	20.552	1:11.797	98.77	0.122	14:40:35.997
14 - D2	26.765	24.371	152.7	20.601	1:11.737 (3)	98.86	0.062	14:41:47.734
15 - D2	26.844	24.335	153.0	20.632	1:11.811	98.75	0.136	14:42:59.545
16 - D2	26.788	<b>24.305</b>	153.3	20.695	1:11.788	98.79	0.113	14:44:11.333
17 - D2	27.025	24.483	153.3	20.754	1:12.262	98.14	0.587	14:45:23.595
18 - D2	26.824	24.417	152.7	20.606	1:11.847	98.70	0.172	14:46:35.442
19 - D2	26.809	24.574	153.0	20.658	1:12.041	98.44	0.366	14:47:47.483
20 - D2	26.988	24.365	153.3	20.574	1:11.927	98.59	0.252	14:48:59.410
21 - D2	27.416	24.979	152.4	20.692	1:13.087	97.03	1.412	14:50:12.497
<b>22 - D2</b>	<b>26.770</b>	24.387	153.0	20.518	<b>1:11.675 (1)</b>	<b>98.94</b>		<b>14:51:24.172</b>
23 - D2	26.871	24.458	152.7	<b>20.394</b>	1:11.723 (2)	98.88	0.048	14:52:35.895
<b>24 - D2</b>	<b>26.701</b>	24.619	153.0	<b>21.183</b>	<b>1:12.503</b>	97.81	0.828	<b>14:53:48.398</b>
25 - D2	43.554	33.282	145.9	21.420	1:38.256	72.17	26.581	14:55:26.654
26 - D2	29.252	25.646	149.1	21.145	1:16.043	93.26	4.368	14:56:42.697
27 - D2	28.467	24.779	153.3	IN PIT	2:19.939	P 50.67	1:08.264	14:59:02.636
28 - D1	OUTLAP	25.218	151.3	21.241	1:28.741	79.91	17.066	15:00:31.377
29 - D1	33.714	46.442	52.0	34.729	1:54.885	61.73	43.210	15:02:26.262
30 - D1	48.035	44.455	61.4	36.913	2:09.403	54.80	57.728	15:04:35.665
31 - D1	48.028	42.987	82.9	37.928	2:08.943	55.00	57.268	15:06:44.608
32 - D1	45.340	41.094	80.2	35.604	2:02.038	58.11	50.363	15:08:46.646
33 - D1	45.448	43.337	62.3	36.552	2:05.337	56.58	53.662	15:10:51.983
34 - D1	42.597	37.979	71.8	34.900	1:55.476	61.41	43.801	15:12:47.459
35 - D1	28.908	24.881	153.0	20.841	1:14.630	95.02	2.955	15:14:02.089
36 - D1	27.386	24.741	153.3	20.934	1:13.061	97.06	1.386	15:15:15.150
37 - D1	27.610	25.062	153.0	20.736	1:13.408	96.61	1.733	15:16:28.558
38 - D1	26.950	24.651	153.3	20.580	1:12.181	98.25	0.506	15:17:40.739
39 - D1	27.075	24.415	<b>153.6</b>	20.725	1:12.215	98.20	0.540	15:18:52.954
40 - D1	27.098	24.570	153.0	20.701	1:12.369	97.99	0.694	15:20:05.323
41 - D1	26.896	24.503	152.7	20.598	1:11.997	98.50	0.322	15:21:17.320
42 - D1	27.035	24.451	152.7	20.703	1:12.189	98.24	0.514	15:22:29.509
43 - D1	26.850	24.410	152.4	20.671	1:11.931	98.59	0.256	15:23:41.440
44 - D1	26.876	24.599	152.4	20.779	1:12.254	98.15	0.579	15:24:53.694

#### P3 3 Pro/Pro K-PAX Racing

Bentley Continental GT3 - Opti-Coat

IDEAL LAP TIME : 1:11.704

BEST LAP TIME : 1:11.919

DIFFERENCE : 0.215

D1: Rodrigo BAPTISTA

D2: Maxime SOULET

LAP	SECTOR 1	SECTOR 2	SECTOR 3	LAP TIME	MPH	DIFF	TIME OF DAY	
1 - D2		25.548	151.3	21.039	1:20.912	87.65	8.993	14:26:13.217
2 - D2	27.368	24.710	154.4	21.321	1:13.399	96.62	1.480	14:27:26.616
3 - D2	27.109	24.637	154.4	20.785	1:12.531	97.77	0.612	14:28:39.147
4 - D2	27.025	24.576	154.4	20.820	1:12.421	97.92	0.502	14:29:51.568
5 - D2	27.053	24.533	154.4	20.658	1:12.244	98.16	0.325	14:31:03.812
6 - D2	26.902	24.420	155.3	20.627	1:11.949 (3)	98.56	0.030	14:32:15.761
7 - D2	26.959	24.679	155.3	20.651	1:12.289	98.10	0.370	14:33:28.050
8 - D2	26.881	24.435	155.3	20.631	1:11.947 (2)	98.57	0.028	14:34:39.997
9 - D2	27.011	24.686	155.6	20.664	1:12.361	98.00	0.442	14:35:52.358
10 - D2	27.033	24.468	155.3	20.728	1:12.229	98.18	0.310	14:37:04.587
11 - D2	26.947	24.517	154.4	20.630	1:12.094	98.37	0.175	14:38:16.681
12 - D2	26.928	24.469	155.3	20.640	1:12.037	98.44	0.118	14:39:28.718
13 - D2	27.113	24.590	155.6	20.823	1:12.526	97.78	0.607	14:40:41.244
14 - D2	<b>26.861</b>	24.644	155.3	20.706	1:12.211	98.21	0.292	14:41:53.455

Weather / Track : Sunny / Dry

Portland International Raceway

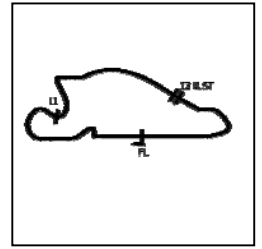
Circuit Length = 1.9700 miles

Start: 14:24 Flag 15:24 End: 15:26

# Grand Prix of Portland

## GT SprintX

### ROUND 8 - Sunday 15th July 2018 - SECTOR ANALYSIS



SECTOR 1 = FL to I1, SECTOR 2 = I1 to I2, SECTOR 3 = I2 to FL, DIFF = Difference To Personal Best Lap, P = Crossed Finish Line in Pit Lane, D = Time Disallowed

15 - D2	26.984	24.637	155.3	20.609	1:12.230	98.18	0.311	14:43:05.685
16 - D2	27.024	24.636	154.7	<b>20.550</b>	1:12.210	98.21	0.291	14:44:17.895
17 - D2	27.076	24.455	155.0	20.561	1:12.092	98.37	0.173	14:45:29.987
18 - D2	27.205	24.520	155.3	20.863	1:12.588	97.70	0.669	14:46:42.575
19 - D2	27.243	24.520	155.9	20.846	1:12.609	97.67	0.690	14:47:55.184
20 - D2	27.241	24.466	155.9	20.732	1:12.439	97.90	0.520	14:49:07.623
21 - D2	27.346	24.426	<b>157.1</b>	IN PIT	1:32.554	<b>P</b> 76.62	20.635	14:50:40.177
22 - D1	OUTLAP	24.579	154.4	20.735	2:03.419	57.46	51.500	14:52:43.596
23 - D1	26.956	24.509	154.4	21.292	1:12.757	97.47	0.838	14:53:56.353
24 - D1	37.123	32.843	130.1	22.136	1:32.102	77.00	20.183	14:55:28.455
25 - D1	29.610	25.160	151.6	21.361	1:16.131	93.15	4.212	14:56:44.586
26 - D1	29.802	24.994	149.6	21.541	1:16.337	92.90	4.418	14:58:00.923
27 - D1	44.797	44.068	54.5	41.451	2:10.316	54.42	58.397	15:00:11.239
28 - D1	48.860	46.169	60.9	26.492	2:01.521	58.36	49.602	15:02:12.760
29 - D1	34.063	26.031	148.0	21.992	1:22.086	86.39	10.167	15:03:34.846
30 - D1	33.034	26.424	133.3	23.002	1:22.460	86.00	10.541	15:04:57.306
31 - D1	33.711	41.739	61.2	38.763	1:54.213	62.09	42.294	15:06:51.519
32 - D1	43.563	42.785	72.3	34.771	2:01.119	58.55	49.200	15:08:52.638
33 - D1	45.468	43.481	73.8	37.858	2:06.807	55.92	54.888	15:10:59.445
34 - D1	40.414	37.692	87.6	30.381	1:48.487	65.37	36.568	15:12:47.932
35 - D1	29.716	24.931	156.2	21.022	1:15.669	93.72	3.750	15:14:03.601
36 - D1	27.904	24.662	152.7	21.011	1:13.577	96.38	1.658	15:15:17.178
37 - D1	27.257	24.867	155.6	20.988	1:13.112	97.00	1.193	15:16:30.290
38 - D1	27.239	24.553	156.8	20.860	1:12.652	97.61	0.733	15:17:42.942
39 - D1	26.953	24.509	156.2	20.618	1:12.080	98.39	0.161	15:18:55.022
40 - D1	27.196	24.425	156.5	20.620	1:12.241	98.17	0.322	15:20:07.263
41 - D1	27.211	<b>24.293</b>	156.8	20.626	1:12.130	98.32	0.211	15:21:19.393
42 - D1	27.006	24.570	155.3	20.855	1:12.431	97.91	0.512	15:22:31.824
43 - D1	27.008	24.410	155.0	20.589	1:12.007	98.49	0.088	15:23:43.831
<b>44 - D1</b>	26.875	24.394	155.0	20.650	<b>1:11.919 (1)</b>	<b>98.61</b>		<b>15:24:55.750</b>

#### P4 24 Pro/Pro Alegra Motorsports

Porsche 911 GT3 R (991) - Insync Healthcare Solutions

IDEAL LAP TIME : 1:11.503

BEST LAP TIME : 1:11.758

DIFFERENCE : 0.255

D1: Michael CHRISTENSEN D2: Spencer PUMPELLY

LAP	SECTOR 1	SECTOR 2	SECTOR 3	LAP TIME	MPH	DIFF	TIME OF DAY	
1 - D2		24.602	152.4	21.140	1:19.302	89.42	7.544	14:26:11.607
2 - D2	27.687	24.538	154.1	23.800	1:16.025	93.28	4.267	14:27:27.632
3 - D2	27.232	24.448	153.6	20.769	1:12.449	97.88	0.691	14:28:40.081
4 - D2	26.833	24.400	153.6	20.853	1:12.086	98.38	0.328	14:29:52.167
5 - D2	26.992	24.515	153.6	20.868	1:12.375	97.98	0.617	14:31:04.542
6 - D2	26.896	24.373	154.1	20.879	1:12.148	98.29	0.390	14:32:16.690
7 - D2	27.481	24.470	153.3	20.766	1:12.717	97.52	0.959	14:33:29.407
8 - D2	26.836	24.344	154.1	20.656	1:11.836 (2)	98.72	0.078	14:34:41.243
9 - D2	26.849	24.488	153.6	20.793	1:12.130	98.32	0.372	14:35:53.373
10 - D2	26.923	24.391	154.1	20.658	1:11.972 (3)	98.53	0.214	14:37:05.345
11 - D2	26.998	24.458	153.8	20.688	1:12.144	98.30	0.386	14:38:17.489
12 - D2	<b>26.771</b>	24.512	154.4	20.791	1:12.074	98.39	0.316	14:39:29.563
13 - D2	27.036	24.329	154.4	20.692	1:12.057	98.42	0.299	14:40:41.620
14 - D2	27.269	24.430	154.4	20.842	1:12.541	97.76	0.783	14:41:54.161
15 - D2	26.839	24.315	154.7	20.839	1:11.993	98.50	0.235	14:43:06.154
16 - D2	26.945	24.522	<b>155.0</b>	20.738	1:12.205	98.22	0.447	14:44:18.359
17 - D2	27.046	24.691	154.1	20.724	1:12.461	97.87	0.703	14:45:30.820
18 - D2	26.947	24.495	154.1	20.811	1:12.253	98.15	0.495	14:46:43.073
19 - D2	27.201	24.539	154.7	20.817	1:12.557	97.74	0.799	14:47:55.630
20 - D2	27.258	24.489	154.4	20.835	1:12.582	97.71	0.824	14:49:08.212
21 - D2	27.161	24.695	153.8	IN PIT	1:31.371	<b>P</b> 77.61	19.613	14:50:39.583
22 - D1	OUTLAP	24.415	153.6	20.748	2:04.515	56.95	52.757	14:52:44.098
23 - D1	26.933	24.375	153.3	21.379	1:12.687	97.56	0.929	14:53:56.785
24 - D1	37.426	32.392	128.5	22.178	1:31.996	77.09	20.238	14:55:28.781

Weather / Track : Sunny / Dry

Portland International Raceway

Circuit Length = 1.9700 miles

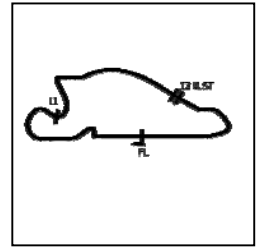
Start: 14:24 Flag 15:24 End: 15:26



# Grand Prix of Portland

## GT SprintX

### ROUND 8 - Sunday 15th July 2018 - SECTOR ANALYSIS



SECTOR 1 = FL to I1, SECTOR 2 = I1 to I2, SECTOR 3 = I2 to FL, DIFF = Difference To Personal Best Lap, P = Crossed Finish Line in Pit Lane, D = Time Disallowed

25 - D1	30.615	24.365	153.3	21.288	1:16.268	92.98	4.510	14:56:45.049
26 - D1	30.703	24.708	153.0	21.073	1:16.484	92.72	4.726	14:58:01.533
27 - D1	45.021	44.957	55.3	41.974	2:11.952	53.74	1:00.194	15:00:13.485
28 - D1	47.379	45.906	61.7	26.646	1:59.931	59.13	48.173	15:02:13.416
29 - D1	35.097	25.185	146.7	21.922	1:22.204	86.27	10.446	15:03:35.620
30 - D1	33.022	26.247	130.1	22.630	1:21.899	86.59	10.141	15:04:57.519
31 - D1	33.857	42.207	54.3	38.838	1:54.902	61.72	43.144	15:06:52.421
32 - D1	43.917	42.472	74.1	34.822	2:01.211	58.50	49.453	15:08:53.632
33 - D1	45.413	43.304	70.6	38.393	2:07.110	55.79	55.352	15:11:00.742
34 - D1	39.984	37.694	84.0	30.001	1:47.679	65.86	35.921	15:12:48.421
35 - D1	28.914	24.868	154.4	20.903	1:14.685	94.95	2.927	15:14:03.106
36 - D1	27.370	24.469	153.6	20.788	1:12.627	97.64	0.869	15:15:15.733
37 - D1	27.364	25.225	149.4	21.095	1:13.684	96.24	1.926	15:16:29.417
<b>38 - D1</b>	26.904	24.302	154.7	<b>20.552</b>	<b>1:11.758 (1)</b>	<b>98.83</b>		<b>15:17:41.175</b>
39 - D1	27.201	24.265	154.1	20.571	1:12.037	98.44	0.279	15:18:53.212
40 - D1	27.354	24.283	154.1	20.833	1:12.470	97.86	0.712	15:20:05.682
41 - D1	27.103	<b>24.180</b>	153.8	20.727	1:12.010	98.48	0.252	15:21:17.692
42 - D1	27.271	25.372	151.3	21.606	1:14.249	95.51	2.491	15:22:31.941
43 - D1	27.452	24.557	153.6	20.650	1:12.659	97.60	0.901	15:23:44.600
44 - D1	26.948	24.459	154.1	20.980	1:12.387	97.97	0.629	15:24:56.987

#### P5 31 Pro/Am TR3 Racing

Ferrari 488 GT3 - Ferrari Of Vancouver

IDEAL LAP TIME : 1:11.476

BEST LAP TIME : 1:11.581

DIFFERENCE : 0.105

D1: Wei LU

D2: Jeff SEGAL

LAP	SECTOR 1	SECTOR 2	SECTOR 3	LAP TIME	MPH	DIFF	TIME OF DAY	
1 - D2		24.729	153.3	20.910	1:18.494	90.35	6.913	14:26:10.799
2 - D2	27.664	24.522	153.0	20.745	1:12.931	97.24	1.350	14:27:23.730
3 - D2	27.235	24.529	153.0	20.791	1:12.555	97.74	0.974	14:28:36.285
4 - D2	26.984	24.516	153.0	20.673	1:12.173	98.26	0.592	14:29:48.458
5 - D2	26.934	24.342	153.0	20.610	1:11.886	98.65	0.305	14:31:00.344
6 - D2	27.045	24.307	153.0	20.562	1:11.914	98.61	0.333	14:32:12.258
7 - D2	26.759	24.389	153.3	20.550	1:11.698	98.91	0.117	14:33:23.956
8 - D2	26.825	24.290	153.0	20.543	1:11.658	98.97	0.077	14:34:35.614
9 - D2	26.734	24.348	153.0	20.549	1:11.631 (3)	99.00	0.050	14:35:47.245
10 - D2	<b>26.695</b>	24.322	153.6	20.602	1:11.619 (2)	99.02	0.038	14:36:58.864
11 - D2	26.923	24.499	153.0	20.643	1:12.065	98.41	0.484	14:38:10.929
12 - D2	26.830	24.361	153.0	20.528	1:11.719	98.88	0.138	14:39:22.648
<b>13 - D2</b>	26.702	24.359	153.6	20.520	<b>1:11.581 (1)</b>	<b>99.07</b>		<b>14:40:34.229</b>
14 - D2	26.882	24.377	153.3	<b>20.513</b>	1:11.772	98.81	0.191	14:41:46.001
15 - D2	26.884	24.428	153.0	20.535	1:11.847	98.70	0.266	14:42:57.848
16 - D2	26.832	24.326	153.3	20.557	1:11.715	98.89	0.134	14:44:09.563
17 - D2	26.901	24.672	153.0	20.607	1:12.180	98.25	0.599	14:45:21.743
18 - D2	26.951	<b>24.268</b>	153.3	20.523	1:11.742	98.85	0.161	14:46:33.485
19 - D2	26.711	24.410	153.8	20.666	1:11.787	98.79	0.206	14:47:45.272
20 - D2	27.093	24.386	153.8	20.869	1:12.348	98.02	0.767	14:48:57.620
21 - D2	27.187	24.402	153.0	20.664	1:12.253	98.15	0.672	14:50:09.873
22 - D2	26.955	24.388	152.7	20.623	1:11.966	98.54	0.385	14:51:21.839
23 - D2	26.909	24.395	153.8	20.633	1:11.937	98.58	0.356	14:52:33.776
24 - D2	27.076	24.481	153.6	20.539	1:12.096	98.36	0.515	14:53:45.872
25 - D2	45.265	33.337	144.9	21.456	1:40.058	70.87	28.477	14:55:25.930
26 - D2	28.361	26.266	146.7	21.042	1:15.669	93.72	4.088	14:56:41.599
27 - D2	28.001	25.408	150.2	IN PIT	2:17.800	P 51.46	1:06.219	14:58:59.399
28 - D1	OUTLAP	25.442	149.4	21.955	1:27.781	80.79	16.200	15:00:27.180
29 - D1	36.231	46.945	64.7	34.888	1:58.064	60.06	46.483	15:02:25.244
30 - D1	48.152	44.201	63.9	37.076	2:09.429	54.79	57.848	15:04:34.673
31 - D1	48.030	42.811	65.1	37.840	2:08.681	55.11	57.100	15:06:43.354
32 - D1	45.818	40.973	86.7	35.510	2:02.301	57.98	50.720	15:08:45.655
33 - D1	45.647	42.347	65.6	36.784	2:04.778	56.83	53.197	15:10:50.433
34 - D1	43.344	38.397	74.9	35.119	1:56.860	60.68	45.279	15:12:47.293

Weather / Track : Sunny / Dry

Portland International Raceway

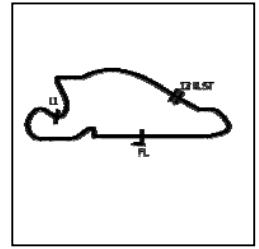
Circuit Length = 1.9700 miles

Start: 14:24 Flag 15:24 End: 15:26

# Grand Prix of Portland

## GT SprintX

### ROUND 8 - Sunday 15th July 2018 - SECTOR ANALYSIS



SECTOR 1 = FL to I1, SECTOR 2 = I1 to I2, SECTOR 3 = I2 to FL, DIFF = Difference To Personal Best Lap, P = Crossed Finish Line in Pit Lane, D = Time Disallowed

35 - D1	29.715	24.785	153.8	21.069	1:15.569	93.84	3.988	15:14:02.862
36 - D1	28.355	24.571	153.8	20.971	1:13.897	95.97	2.316	15:15:16.759
37 - D1	27.291	24.833	153.6	21.262	1:13.386	96.63	1.805	15:16:30.145
38 - D1	27.146	24.531	153.8	20.750	1:12.427	97.91	0.846	15:17:42.572
39 - D1	27.046	24.428	153.6	20.724	1:12.198	98.22	0.617	15:18:54.770
40 - D1	27.040	24.448	153.6	20.849	1:12.337	98.04	0.756	15:20:07.107
41 - D1	27.045	24.385	153.3	20.688	1:12.118	98.33	0.537	15:21:19.225
42 - D1	27.747	24.420	154.1	20.922	1:13.089	97.03	1.508	15:22:32.314
43 - D1	27.567	24.363	<b>154.4</b>	20.948	1:12.878	97.31	1.297	15:23:45.192
44 - D1	27.296	24.317	154.1	20.720	1:12.333	98.04	0.752	15:24:57.525

<b>P6</b>	<b>07 Am</b>	<b>Squadra Corse Garage Italia</b>	Ferrari 488 GT3 - Hublot, Alpha Prime, Garage Italia, Ferrari Ft I				
IDEAL LAP TIME : 1:11.935		BEST LAP TIME : 1:12.355		DIFFERENCE : 0.420			
D1: Caesar BACARELLA		D2: Martin FUENTES					

LAP	SECTOR 1	SECTOR 2	SECTOR 3	LAP TIME	MPH	DIFF	TIME OF DAY	
1 - D2		25.027	153.6	21.778	1:26.109	82.36	13.754	14:26:18.414
2 - D2	28.362	25.258	153.6	20.907	1:14.527	95.16	2.172	14:27:32.941
3 - D2	27.346	24.472	153.6	20.966	1:12.784	97.43	0.429	14:28:45.725
4 - D2	27.230	24.654	153.3	20.680	1:12.564	97.73	0.209	14:29:58.289
5 - D2	27.094	24.642	153.6	20.640	1:12.376 (2)	97.98	0.021	14:31:10.665
<b>6 - D2</b>	<b>26.977</b>	24.599	153.8	20.779	<b>1:12.355 (1)</b>	<b>98.01</b>		<b>14:32:23.020</b>
7 - D2	27.399	24.674	154.1	21.693	1:13.766	96.14	1.411	14:33:36.786
8 - D2	27.337	24.700	154.1	20.828	1:12.865	97.33	0.510	14:34:49.651
9 - D2	27.193	24.478	154.1	20.861	1:12.532	97.77	0.177	14:36:02.183
10 - D2	27.297	24.807	153.6	20.737	1:12.841	97.36	0.486	14:37:15.024
11 - D2	27.168	24.618	153.8	20.758	1:12.544	97.76	0.189	14:38:27.568
12 - D2	27.251	24.561	153.8	20.694	1:12.506	97.81	0.151	14:39:40.074
13 - D2	27.214	24.647	153.8	20.715	1:12.576	97.71	0.221	14:40:52.650
14 - D2	27.352	24.450	154.1	20.876	1:12.678	97.58	0.323	14:42:05.328
15 - D2	27.675	<b>24.387</b>	154.7	20.902	1:12.964	97.19	0.609	14:43:18.292
16 - D2	27.202	24.544	153.6	20.788	1:12.534	97.77	0.179	14:44:30.826
17 - D2	27.273	24.637	153.8	<b>20.571</b>	1:12.481 (3)	97.84	0.126	14:45:43.307
18 - D2	27.196	24.557	154.1	20.789	1:12.542	97.76	0.187	14:46:55.849
19 - D2	27.286	24.548	153.6	20.828	1:12.662	97.60	0.307	14:48:08.511
20 - D2	27.548	24.569	153.8	20.701	1:12.818	97.39	0.463	14:49:21.329
21 - D2	28.024	24.972	153.0	21.319	1:14.315	95.43	1.960	14:50:35.644
22 - D2	27.665	24.847	152.4	20.857	1:13.369	96.66	1.014	14:51:49.013
23 - D2	27.363	24.949	153.0	20.781	1:13.093	97.02	0.738	14:53:02.106
24 - D2	27.324	<b>24.612</b>	<b>153.0</b>	<b>20.984</b>	<b>1:12.920</b>	97.25	0.565	<b>14:54:15.026</b>
25 - D2	<b>32.106</b>	<b>25.824</b>	<b>143.3</b>	<b>IN PIT</b>	<b>2:26.687</b>	<b>P</b>	<b>1:14.332</b>	<b>14:56:41.713</b>
26 - D1	OUTLAP	25.825	141.8	22.762	1:33.728	75.66	21.373	14:58:15.441
27 - D1	34.598	42.703	56.8	42.151	1:59.452	59.37	47.097	15:00:14.893
28 - D1	46.773	46.929	53.5	28.074	2:01.776	58.23	49.421	15:02:16.669
29 - D1	35.658	25.907	146.7	22.163	1:23.728	84.70	11.373	15:03:40.397
30 - D1	33.441	25.753	151.6	21.869	1:21.063	87.48	8.708	15:05:01.460
31 - D1	32.007	42.056	65.4	38.008	1:52.071	63.28	39.716	15:06:53.531
32 - D1	43.688	43.389	63.8	34.123	2:01.200	58.51	48.845	15:08:54.731
33 - D1	45.400	43.348	74.4	38.459	2:07.207	55.75	54.852	15:11:01.938
34 - D1	40.078	37.155	85.9	29.465	1:46.698	66.46	34.343	15:12:48.636
35 - D1	31.153	25.342	154.1	21.764	1:18.259	90.62	5.904	15:14:06.895
36 - D1	28.583	24.957	153.6	21.550	1:15.090	94.44	2.735	15:15:21.985
37 - D1	27.855	24.987	154.4	21.248	1:14.090	95.72	1.735	15:16:36.075
38 - D1	27.666	25.398	154.1	21.459	1:14.523	95.16	2.168	15:17:50.598
39 - D1	27.831	24.897	154.7	21.249	1:13.977	95.86	1.622	15:19:04.575
40 - D1	27.560	25.055	154.4	21.060	1:13.675	96.26	1.320	15:20:18.250
41 - D1	27.398	24.957	154.4	20.957	1:13.312	96.73	0.957	15:21:31.562
42 - D1	27.423	24.614	155.0	20.869	1:12.906	97.27	0.551	15:22:44.468
43 - D1	27.657	24.854	153.6	21.967	1:14.478	95.22	2.123	15:23:58.946
44 - D1	28.944	24.671	<b>155.3</b>	20.997	1:14.612	95.05	2.257	15:25:13.558

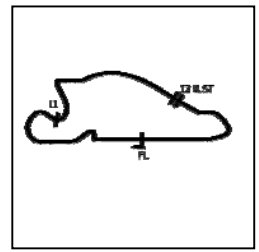
Weather / Track : Sunny / Dry

Portland International Raceway  
 Circuit Length = 1.9700 miles  
 Start: 14:24 Flag 15:24 End: 15:26

# Grand Prix of Portland

## GT SprintX

### ROUND 8 - Sunday 15th July 2018 - SECTOR ANALYSIS



SECTOR 1 = FL to I1, SECTOR 2 = I1 to I2, SECTOR 3 = I2 to FL, DIFF = Difference To Personal Best Lap, P = Crossed Finish Line in Pit Lane, D = Time Disallowed

P7 61 Pro/Pro R. Ferri Motorsport				Ferrari 488 GT3 - Ferrari of Ontario, Toronto, Alberta, Zekelman				
IDEAL LAP TIME : 1:11.148		BEST LAP TIME : 1:11.336		DIFFERENCE : 0.188				
D1: Toni VILANDER		D2: Miguel MOLINA						
LAP	SECTOR 1	SECTOR 2	SECTOR 3	LAP TIME	MPH	DIFF	TIME OF DAY	
1 - D2		24.666	151.8	21.090	1:18.146	90.75	6.810	14:26:10.451
2 - D2	27.183	24.618	152.1	20.748	1:12.549	97.75	1.213	14:27:23.000
3 - D2	27.338	24.536	152.1	20.657	1:12.531	97.77	1.195	14:28:35.531
4 - D2	26.854	24.436	152.4	20.453	1:11.743	98.85	0.407	14:29:47.274
5 - D2	26.745	24.344	152.7	20.531	1:11.620	99.02	0.284	14:30:58.894
6 - D2	26.667	24.401	152.7	<b>20.303</b>	1:11.371 (2)	99.36	0.035	14:32:10.265
7 - D2	<b>26.560</b>	24.457	152.7	20.416	1:11.433	99.28	0.097	14:33:21.698
8 - D2	26.620	24.509	152.1	20.519	1:11.648	98.98	0.312	14:34:33.346
9 - D2	26.725	24.622	152.1	20.549	1:11.896	98.64	0.560	14:35:45.242
10 - D2	26.721	24.514	152.7	20.506	1:11.741	98.85	0.405	14:36:56.983
11 - D2	26.616	24.369	152.7	20.445	1:11.430 (3)	99.28	0.094	14:38:08.413
12 - D2	26.622	24.537	152.7	20.584	1:11.743	98.85	0.407	14:39:20.156
13 - D2	26.985	24.476	152.4	20.569	1:12.030	98.45	0.694	14:40:32.186
<b>14 - D2</b>	26.590	24.385	153.0	20.361	<b>1:11.336 (1)</b>	<b>99.41</b>		<b>14:41:43.522</b>
15 - D2	26.679	24.440	153.0	20.447	1:11.566	99.09	0.230	14:42:55.088
16 - D2	26.627	24.445	153.0	20.472	1:11.544	99.12	0.208	14:44:06.632
17 - D2	27.259	24.466	153.3	20.457	1:12.182	98.25	0.846	14:45:18.814
18 - D2	26.995	24.440	152.7	20.585	1:12.020	98.47	0.684	14:46:30.834
19 - D2	27.084	<b>24.285</b>	153.6	20.601	1:11.970	98.54	0.634	14:47:42.804
20 - D2	26.859	24.878	153.0	20.530	1:12.267	98.13	0.931	14:48:55.071
21 - D2	26.697	24.483	153.3	20.492	1:11.672	98.95	0.336	14:50:06.743
22 - D2	26.728	24.531	153.0	20.406	1:11.665	98.96	0.329	14:51:18.408
23 - D2	26.653	24.481	153.3	20.439	1:11.573	99.08	0.237	14:52:29.981
24 - D2	26.693	24.528	153.3	20.546	1:11.767	98.81	0.431	14:53:41.748
25 - D2	31.356	25.674	140.6	IN PIT	1:37.371	P 72.83	26.035	14:55:19.119
26 - D1	OUTLAP	25.088	149.9	31.470	2:29.458	47.45	1:18.122	14:57:48.577
27 - D1	52.045	44.903	61.1	40.951	2:17.899	51.42	1:06.563	15:00:06.476
28 - D1	50.109	45.917	54.5	25.368	2:01.394	58.42	50.058	15:02:07.870
29 - D1	34.656	24.987	151.6	21.502	1:21.145	87.39	9.809	15:03:29.015
30 - D1	34.398	24.704	151.6	21.388	1:20.490	88.11	9.154	15:04:49.505
31 - D1	35.722	43.879	67.8	38.294	1:57.895	60.15	46.559	15:06:47.400
32 - D1	44.312	41.622	70.7	34.943	2:00.877	58.67	49.541	15:08:48.277
33 - D1	46.144	43.248	54.0	36.571	2:05.963	56.30	54.627	15:10:54.240
34 - D1	41.949	38.671	67.9	32.702	1:53.322	62.58	41.986	15:12:47.562
35 - D1	27.934	24.647	151.8	20.841	1:13.422	96.59	2.086	15:14:00.984
36 - D1	27.442	24.713	152.4	20.687	1:12.842	97.36	1.506	15:15:13.826
37 - D1	27.106	24.544	152.1	20.624	1:12.274	98.12	0.938	15:16:26.100
38 - D1	26.902	24.663	152.1	20.549	1:12.114	98.34	0.778	15:17:38.214
39 - D1	26.886	24.468	152.1	20.426	1:11.780	98.80	0.444	15:18:49.994
40 - D1	26.742	24.410	152.4	IN PIT	1:30.274	P 78.56	18.938	15:20:20.268
41 - D1	OUTLAP	24.522	153.0	20.534	1:18.103	90.80	6.767	15:21:38.371
42 - D1	26.686	24.491	153.3	20.359	1:11.536	99.13	0.200	15:22:49.907
43 - D1	26.664	24.340	<b>153.8</b>	20.862	1:11.866	98.68	0.530	15:24:01.773
44 - D1	26.830	24.464	153.0	20.710	1:12.004	98.49	0.668	15:25:13.777

P8 63 Am DXDT Racing				Mercedes AMG GT3 - Ace 1, Dream Racing				
IDEAL LAP TIME : 1:12.867		BEST LAP TIME : 1:13.140		DIFFERENCE : 0.273				
D1: David ASKEW								
LAP	SECTOR 1	SECTOR 2	SECTOR 3	LAP TIME	MPH	DIFF	TIME OF DAY	
1 - D1		26.082	150.4	22.387	1:24.027	84.40	10.887	14:26:16.332
2 - D1	29.506	24.998	150.7	21.414	1:15.918	93.41	2.778	14:27:32.250
3 - D1	27.554	24.975	148.8	21.587	1:14.116	95.68	0.976	14:28:46.366
4 - D1	27.626	24.853	151.3	21.287	1:13.766	96.14	0.626	14:30:00.132

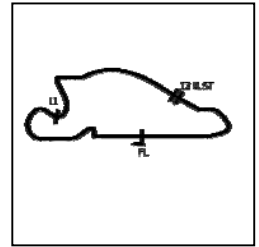
Weather / Track : Sunny / Dry

Portland International Raceway  
Circuit Length = 1.9700 miles  
Start: 14:24 Flag 15:24 End: 15:26

# Grand Prix of Portland

## GT SprintX

### ROUND 8 - Sunday 15th July 2018 - SECTOR ANALYSIS



SECTOR 1 = FL to I1, SECTOR 2 = I1 to I2, SECTOR 3 = I2 to FL, DIFF = Difference To Personal Best Lap, P = Crossed Finish Line in Pit Lane, D = Time Disallowed

5 - D1	27.629	24.739	151.6	21.239	1:13.607	96.34	0.467	14:31:13.739
6 - D1	27.402	24.978	151.0	21.435	1:13.815	96.07	0.675	14:32:27.554
7 - D1	27.785	25.505	150.4	21.225	1:14.515	95.17	1.375	14:33:42.069
8 - D1	27.478	25.466	150.7	21.409	1:14.353	95.38	1.213	14:34:56.422
9 - D1	27.676	24.849	150.7	21.249	1:13.774	96.13	0.634	14:36:10.196
10 - D1	27.871	24.643	151.0	21.380	1:13.894	95.97	0.754	14:37:24.090
11 - D1	28.057	24.765	150.7	21.405	1:14.227	95.54	1.087	14:38:38.317
12 - D1	27.714	24.817	151.0	21.310	1:13.841	96.04	0.701	14:39:52.158
13 - D1	27.669	24.754	150.7	21.249	1:13.672	96.26	0.532	14:41:05.830
14 - D1	27.649	24.687	151.0	<b>21.112</b>	1:13.448	96.55	0.308	14:42:19.278
15 - D1	27.563	24.672	150.7	21.263	1:13.498	96.49	0.358	14:43:32.776
16 - D1	27.827	24.857	151.0	21.282	1:13.966	95.88	0.826	14:44:46.742
17 - D1	27.635	24.613	151.0	21.408	1:13.656	96.28	0.516	14:46:00.398
18 - D1	27.556	24.673	150.7	21.449	1:13.678	96.25	0.538	14:47:14.076
19 - D1	27.770	24.947	150.7	21.379	1:14.096	95.71	0.956	14:48:28.172
20 - D1	27.796	24.730	150.7	27.724	1:20.250	88.37	7.110	14:49:48.422
21 - D1	28.060	24.768	150.4	IN PIT	2:24.056	<b>P</b> 49.23	1:10.916	14:52:12.478
<b>22 - D1</b>	<b>OUTLAP</b>	25.143	150.2	<b>21.608</b>	<b>1:22.036</b>	86.44	8.896	<b>14:53:34.514</b>
23 - D1	38.235	25.675	149.1	23.155	1:27.065	81.45	13.925	14:55:01.579
24 - D1	34.633	26.207	146.4	21.874	1:22.714	85.74	9.574	14:56:24.293
25 - D1	33.044	25.228	138.5	30.367	1:28.639	80.00	15.499	14:57:52.932
26 - D1	49.942	44.667	58.7	41.328	2:15.937	52.17	1:02.797	15:00:08.869
27 - D1	49.369	45.432	50.6	27.176	2:01.977	58.14	48.837	15:02:10.846
28 - D1	34.570	25.703	149.4	22.009	1:22.282	86.19	9.142	15:03:33.128
29 - D1	31.775	25.808	147.7	22.065	1:19.648	89.04	6.508	15:04:52.776
30 - D1	34.417	43.545	57.9	38.267	1:56.229	61.01	43.089	15:06:49.005
31 - D1	44.289	42.137	66.1	35.206	2:01.632	58.30	48.492	15:08:50.637
32 - D1	45.617	43.030	66.6	38.138	2:06.785	55.93	53.645	15:10:57.422
33 - D1	40.444	38.353	72.9	32.135	1:50.932	63.93	37.792	15:12:48.354
34 - D1	29.953	25.524	151.8	21.531	1:17.008	92.09	3.868	15:14:05.362
35 - D1	27.960	24.915	151.3	21.808	1:14.683	94.96	1.543	15:15:20.045
36 - D1	27.636	24.647	<b>152.1</b>	21.191	1:13.474	96.52	0.334	15:16:33.519
37 - D1	29.208	25.656	151.6	21.463	1:16.327	92.91	3.187	15:17:49.846
38 - D1	27.397	24.661	151.0	21.260	1:13.318 <b>(3)</b>	96.72	0.178	15:19:03.164
39 - D1	27.487	24.600	151.8	21.262	1:13.349	96.68	0.209	15:20:16.513
<b>40 - D1</b>	<b>27.388</b>	<b>24.571</b>	151.6	21.181	<b>1:13.140 (1)</b>	<b>96.96</b>		<b>15:21:29.653</b>
41 - D1	<b>27.184</b>	24.730	151.6	21.351	1:13.265 <b>(2)</b>	96.79	0.125	15:22:42.918
42 - D1	28.493	24.961	151.6	22.131	1:15.585	93.82	2.445	15:23:58.503
43 - D1	28.291	24.655	151.3	21.160	1:14.106	95.70	0.966	15:25:12.609

#### P9 87 Am Vital Speed Motorsports

Ferrari 488 GT3 - Vital Speed Motorsports

IDEAL LAP TIME : 1:12.794

BEST LAP TIME : 1:13.064

DIFFERENCE : 0.270

D1: Trevor BAEK

D2: Rich BAEK

LAP	SECTOR 1	SECTOR 2	SECTOR 3	LAP TIME	MPH	DIFF	TIME OF DAY	
1 - D2		25.546	153.3	22.552	1:25.387	83.05	12.323	14:26:17.692
2 - D2	28.842	26.025	153.8	22.004	1:16.871	92.25	3.807	14:27:34.563
3 - D2	28.287	24.906	153.8	21.474	1:14.667	94.98	1.603	14:28:49.230
4 - D2	27.855	25.050	153.8	21.934	1:14.839	94.76	1.775	14:30:04.069
5 - D2	29.131	24.957	153.6	21.919	1:16.007	93.30	2.943	14:31:20.076
6 - D2	28.598	24.953	153.3	21.984	1:15.535	93.89	2.471	14:32:35.611
7 - D2	28.841	24.947	153.3	21.632	1:15.420	94.03	2.356	14:33:51.031
8 - D2	28.828	25.022	153.0	22.135	1:15.985	93.33	2.921	14:35:07.016
9 - D2	28.576	24.901	153.3	21.825	1:15.302	94.18	2.238	14:36:22.318
10 - D2	28.526	25.264	153.3	21.679	1:15.469	93.97	2.405	14:37:37.787
11 - D2	28.853	24.959	153.0	21.634	1:15.446	94.00	2.382	14:38:53.233
12 - D2	28.233	24.983	153.0	21.913	1:15.129	94.39	2.065	14:40:08.362
13 - D2	28.196	24.921	152.4	22.048	1:15.165	94.35	2.101	14:41:23.527
14 - D2	28.359	25.093	152.7	21.747	1:15.199	94.30	2.135	14:42:38.726
15 - D2	28.424	24.971	153.3	21.782	1:15.177	94.33	2.113	14:43:53.903

Portland International Raceway

Circuit Length = 1.9700 miles

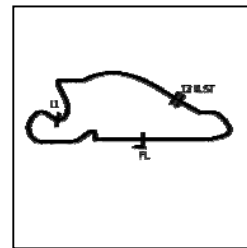
Start: 14:24 Flag 15:24 End: 15:26

Weather / Track : Sunny / Dry

# Grand Prix of Portland

## GT SprintX

### ROUND 8 - Sunday 15th July 2018 - SECTOR ANALYSIS



SECTOR 1 = FL to I1, SECTOR 2 = I1 to I2, SECTOR 3 = I2 to FL, DIFF = Difference To Personal Best Lap, P = Crossed Finish Line in Pit Lane, D = Time Disallowed

16 - D2	28.357	25.389	153.3	21.620	1:15.366	94.10	2.302	14:45:09.269
17 - D2	28.649	25.007	153.6	21.934	1:15.590	93.82	2.526	14:46:24.859
18 - D2	28.445	25.147	153.0	21.721	1:15.313	94.16	2.249	14:47:40.172
19 - D2	28.743	26.394	154.4	22.262	1:17.399	91.62	4.335	14:48:57.571
20 - D2	29.107	25.590	141.4	IN PIT	2:41.731	P	43.85	1:28.667 14:51:39.302
21 - D1	OUTLAP	25.578	146.7	21.696	1:23.915	84.51	10.851	14:53:03.217
22 - D1	28.884	24.993	153.8	21.577	1:15.454	93.99	2.390	14:54:18.671
23 - D1	30.321	25.824	150.4	21.916	1:18.061	90.85	4.997	14:55:36.732
24 - D1	31.335	25.085	153.0	21.360	1:17.780	91.18	4.716	14:56:54.512
25 - D1	32.854	25.555	136.9	22.974	1:21.383	87.14	8.319	14:58:15.895
26 - D1	34.969	43.127	56.9	41.902	1:59.998	59.10	46.934	15:00:15.893
27 - D1	46.701	46.951	55.3	28.604	2:02.256	58.00	49.192	15:02:18.149
28 - D1	35.218	25.725	150.2	22.251	1:23.194	85.24	10.130	15:03:41.343
29 - D1	33.848	25.369	154.4	22.037	1:21.254	87.28	8.190	15:05:02.597
30 - D1	32.198	41.711	61.7	37.736	1:51.645	63.52	38.581	15:06:54.242
31 - D1	43.713	43.514	59.9	34.094	2:01.321	58.45	48.257	15:08:55.563
32 - D1	45.194	43.620	83.9	38.333	2:07.147	55.77	54.083	15:11:02.710
33 - D1	40.072	36.890	83.7	29.071	1:46.033	66.88	32.969	15:12:48.743
34 - D1	30.526	25.213	142.8	22.078	1:17.817	91.13	4.753	15:14:06.560
35 - D1	28.177	24.918	155.0	21.244	1:14.339	95.40	1.275	15:15:20.899
36 - D1	27.963	24.797	155.0	21.195	1:13.955	95.89	0.891	15:16:34.854
37 - D1	28.149	25.551	144.6	21.619	1:15.319	94.15	2.255	15:17:50.173
38 - D1	27.766	24.861	155.0	20.981	1:13.608	96.34	0.544	15:19:03.781
39 - D1	27.331	24.746	155.3	21.105	1:13.182 (3)	96.90	0.118	15:20:16.963
40 - D1	27.466	24.741	155.0	20.914	1:13.121 (2)	96.98	0.057	15:21:30.084
41 - D1	27.459	24.553	155.3	21.052	1:13.064 (1)	97.06		15:22:43.148
42 - D1	28.592	24.698	152.4	22.201	1:15.491	93.94	2.427	15:23:58.639
43 - D1	28.504	24.916	155.3	20.910	1:14.330	95.41	1.266	15:25:12.969

#### P10 47 Pro/Am PPM

Lamborghini Huracan GT3 - Torxen

IDEAL LAP TIME : 1:12.362

BEST LAP TIME : 1:12.379

DIFFERENCE : 0.017

D1: Patrick BYRNE

D2: Guy COSMO

LAP	SECTOR 1	SECTOR 2	SECTOR 3	LAP TIME	MPH	DIFF	TIME OF DAY
1 - D2		25.926	151.8	22.213	1:24.139	84.28	11.760 14:26:16.444
2 - D2	27.991	24.898	152.4	21.180	1:14.069	95.74	1.690 14:27:30.513
3 - D2	27.443	24.743	152.7	20.891	1:13.077	97.04	0.698 14:28:43.590
4 - D2	27.344	24.699	153.0	20.800	1:12.843	97.36	0.464 14:29:56.433
5 - D2	27.313	24.775	153.0	20.898	1:12.986	97.16	0.607 14:31:09.419
6 - D2	27.133	24.923	153.6	20.911	1:12.967	97.19	0.588 14:32:22.386
7 - D2	27.299	24.760	153.3	20.874	1:12.933	97.23	0.554 14:33:35.319
8 - D2	27.260	24.600	153.3	21.075	1:12.935	97.23	0.556 14:34:48.254
9 - D2	27.190	24.608	153.3	21.016	1:12.814	97.39	0.435 14:36:01.068
10 - D2	27.221	24.523	153.6	20.853	1:12.597	97.68	0.218 14:37:13.665
11 - D2	27.132	24.596	153.6	20.859	1:12.587 (3)	97.70	0.208 14:38:26.252
12 - D2	27.306	24.475	153.8	20.823	1:12.604	97.68	0.225 14:39:38.856
13 - D2	27.115	24.655	153.3	20.933	1:12.703	97.54	0.324 14:40:51.559
14 - D2	27.316	24.566	153.8	20.915	1:12.797	97.42	0.418 14:42:04.356
15 - D2	27.260	24.615	153.3	20.948	1:12.823	97.38	0.444 14:43:17.179
16 - D2	27.119	24.473	153.6	20.838	1:12.430 (2)	97.91	0.051 14:44:29.609
17 - D2	27.089	24.486	153.6	20.804	1:12.379 (1)	97.98	14:45:41.988
18 - D2	27.221	24.615	153.0	20.848	1:12.684	97.57	0.305 14:46:54.672
19 - D2	27.300	24.638	153.6	20.988	1:12.926	97.24	0.547 14:48:07.598
20 - D2	27.320	24.620	153.8	20.984	1:12.924	97.25	0.545 14:49:20.522
21 - D2	28.651	25.012	155.3	21.169	1:14.832	94.77	2.453 14:50:35.354
22 - D2	27.684	25.667	153.0	21.122	1:14.473	95.22	2.094 14:51:49.827
23 - D2	27.670	24.995	154.1	IN PIT	2:34.509	P	1:22.130 14:54:24.336
24 - D1	OUTLAP	29.133	126.7	23.641	1:35.236	74.46	22.857 14:55:59.572
25 - D1	36.462	28.593	94.1	30.243	1:35.298	74.41	22.919 14:57:34.870
26 - D1	38.213	29.927	104.9	28.719	1:36.859	73.21	24.480 14:59:11.729

Weather / Track : Sunny / Dry

Portland International Raceway

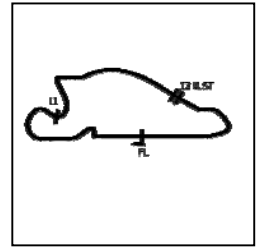
Circuit Length = 1.9700 miles

Start: 14:24 Flag 15:24 End: 15:26

# Grand Prix of Portland

## GT SprintX

### ROUND 8 - Sunday 15th July 2018 - SECTOR ANALYSIS



SECTOR 1 = FL to I1, SECTOR 2 = I1 to I2, SECTOR 3 = I2 to FL, DIFF = Difference To Personal Best Lap, P = Crossed Finish Line in Pit Lane, D = Time Disallowed

27 - D1	39.759	28.325	112.9	23.901	1:31.985	77.09	19.606	15:00:43.714
28 - D1	35.403	34.581	60.5	33.894	1:43.878	68.27	31.499	15:02:27.592
29 - D1	47.812	44.185	56.5	37.070	2:09.067	54.94	56.688	15:04:36.659
30 - D1	47.810	43.069	70.8	37.973	2:08.852	55.03	56.473	15:06:45.511
31 - D1	45.321	41.022	71.2	35.445	2:01.788	58.23	49.409	15:08:47.299
32 - D1	45.778	42.922	64.0	36.584	2:05.284	56.60	52.905	15:10:52.583
33 - D1	42.864	38.066	62.8	34.078	1:55.008	61.66	42.629	15:12:47.591
34 - D1	31.195	25.495	153.0	22.085	1:18.775	90.02	6.396	15:14:06.366
35 - D1	30.018	24.909	152.4	21.888	1:16.815	92.32	4.436	15:15:23.181
36 - D1	28.166	25.096	154.1	21.629	1:14.891	94.69	2.512	15:16:38.072
37 - D1	28.362	24.871	154.7	21.564	1:14.797	94.81	2.418	15:17:52.869
38 - D1	28.486	24.756	153.8	21.462	1:14.704	94.93	2.325	15:19:07.573
39 - D1	27.814	24.543	154.7	21.235	1:13.592	96.36	1.213	15:20:21.165
40 - D1	27.537	24.647	154.4	21.185	1:13.369	96.66	0.990	15:21:34.534
41 - D1	27.666	24.545	154.1	21.168	1:13.379	96.64	1.000	15:22:47.913
42 - D1	27.679	24.719	154.7	21.239	1:13.637	96.31	1.258	15:24:01.550
43 - D1	28.375	24.699	155.0	21.326	1:14.400	95.32	2.021	15:25:15.950

#### P11 55 Pro/Am Dream Racing Motorsport

Lamborghini Huracan GT3 - Ace 1, Dream Racing

IDEAL LAP TIME : 1:11.786

BEST LAP TIME : 1:12.012

DIFFERENCE : 0.226

D1: Yuki HARATA

D2: Alessandro BRESSAN

LAP	SECTOR 1	SECTOR 2	SECTOR 3	LAP TIME	MPH	DIFF	TIME OF DAY	
1 - D2		25.035	154.7	20.826	1:20.540	88.05	8.528	14:26:12.845
2 - D2	27.284	24.563	154.7	21.131	1:12.978	97.17	0.966	14:27:25.823
3 - D2	26.979	24.520	154.7	20.795	1:12.294	98.09	0.282	14:28:38.117
4 - D2	27.009	24.546	154.7	20.739	1:12.294	98.09	0.282	14:29:50.411
5 - D2	27.099	24.447	155.0	20.633	1:12.179	98.25	0.167	14:31:02.590
6 - D2	27.144	24.633	154.4	20.635	1:12.412	97.93	0.400	14:32:15.002
7 - D2	27.007	<b>24.317</b>	154.7	20.689	1:12.013 (2)	98.48	0.001	14:33:27.015
8 - D2	27.120	24.618	154.7	20.761	1:12.499	97.82	0.487	14:34:39.514
9 - D2	27.002	24.404	153.8	20.688	1:12.094 (3)	98.37	0.082	14:35:51.608
10 - D2	27.013	24.425	<b>155.3</b>	20.762	1:12.200	98.22	0.188	14:37:03.808
11 - D2	26.962	24.563	154.7	20.640	1:12.165	98.27	0.153	14:38:15.973
12 - D2	26.988	24.554	155.0	20.754	1:12.296	98.09	0.284	14:39:28.269
13 - D2	27.108	24.474	154.7	20.598	1:12.180	98.25	0.168	14:40:40.449
<b>14 - D2</b>	<b>26.944</b>	24.543	154.7	<b>20.525</b>	<b>1:12.012 (1)</b>	<b>98.48</b>		<b>14:41:52.461</b>
15 - D2	26.971	24.508	154.4	20.661	1:12.140	98.30	0.128	14:43:04.601
16 - D2	27.138	24.536	154.4	20.854	1:12.528	97.78	0.516	14:44:17.129
17 - D2	27.127	24.406	154.7	20.608	1:12.141	98.30	0.129	14:45:29.270
18 - D2	27.325	24.712	154.1	20.824	1:12.861	97.33	0.849	14:46:42.131
19 - D2	27.265	24.485	155.0	20.741	1:12.491	97.83	0.479	14:47:54.622
20 - D2	27.113	24.634	154.4	20.878	1:12.625	97.65	0.613	14:49:07.247
21 - D2	27.239	24.753	154.4	20.899	1:12.891	97.29	0.879	14:50:20.138
22 - D2	27.221	24.553	154.7	20.794	1:12.568	97.72	0.556	14:51:32.706
23 - D2	27.218	24.486	<b>155.3</b>	20.808	1:12.512	97.80	0.500	14:52:45.218
24 - D2	27.149	24.673	155.0	21.243	1:13.065	97.06	1.053	14:53:58.283
25 - D2	36.511	32.448	140.4	IN PIT	2:33.325 P	46.25	1:21.313	14:56:31.608
26 - D1	OUTLAP	25.431	151.6	23.266	1:26.211	82.26	14.199	14:57:57.819
27 - D1	46.803	44.016	59.8	41.083	2:11.902	53.76	59.890	15:00:09.721
28 - D1	49.353	45.863	58.1	26.723	2:01.939	58.16	49.927	15:02:11.660
29 - D1	34.260	26.211	150.7	22.055	1:22.526	85.93	10.514	15:03:34.186
30 - D1	32.395	26.341	149.9	22.391	1:21.127	87.41	9.115	15:04:55.313
31 - D1	34.217	41.944	60.6	38.805	1:54.966	61.68	42.954	15:06:50.279
32 - D1	43.936	42.288	62.7	35.019	2:01.243	58.49	49.231	15:08:51.522
33 - D1	45.950	42.847	67.5	38.171	2:06.968	55.85	54.956	15:10:58.490
34 - D1	40.397	38.189	82.9	31.241	1:49.827	64.57	37.815	15:12:48.317
35 - D1	37.427	28.559	137.3	IN PIT	2:17.013 P	51.76	1:05.001	15:15:05.330
36 - D1	OUTLAP	27.406	143.1	22.572	1:27.324	81.21	15.312	15:16:32.654
37 - D1	29.857	27.271	141.1	22.970	1:20.098	88.54	8.086	15:17:52.752

Portland International Raceway

Circuit Length = 1.9700 miles

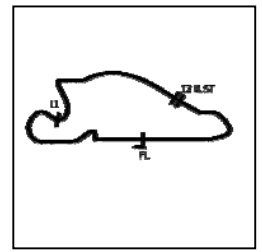
Start: 14:24 Flag 15:24 End: 15:26

Weather / Track : Sunny / Dry

# Grand Prix of Portland

## GT SprintX

### ROUND 8 - Sunday 15th July 2018 - SECTOR ANALYSIS



SECTOR 1 = FL to I1, SECTOR 2 = I1 to I2, SECTOR 3 = I2 to FL, DIFF = Difference To Personal Best Lap, P = Crossed Finish Line in Pit Lane, D = Time Disallowed  
 38 - D1 32.572 28.087 123.3 IN PIT 8:29.080 P 13.93 7:17.068 15:26:21.832

P12 2 Pro/Pro CRP Racing				Mercedes-AMG GT3 - DeVilbiss				
IDEAL LAP TIME : 1:12.125		BEST LAP TIME : 1:12.362		DIFFERENCE : 0.237				
D1: Daniel MORAD		D2: Matt BRABHAM						
LAP	SECTOR 1	SECTOR 2	SECTOR 3	LAP TIME	MPH	DIFF	TIME OF DAY	
1 - D2		25.696	145.6	22.252	1:24.319	84.10	11.957	14:26:16.624
2 - D2	28.335	24.897	151.6	20.963	1:14.195	95.58	1.833	14:27:30.819
3 - D2	27.691	24.847	151.0	20.988	1:13.526	96.45	1.164	14:28:44.345
4 - D2	27.262	24.567	152.1	20.850	1:12.679	97.57	0.317	14:29:57.024
5 - D2	27.320	24.592	152.1	20.875	1:12.787	97.43	0.425	14:31:09.811
6 - D2	27.207	24.660	152.4	20.860	1:12.727	97.51	0.365	14:32:22.538
7 - D2	27.593	24.835	151.8	21.505	1:13.933	95.92	1.571	14:33:36.471
8 - D2	27.291	24.705	151.6	20.697	1:12.693	97.56	0.331	14:34:49.164
9 - D2	27.342	24.584	151.8	20.759	1:12.685	97.57	0.323	14:36:01.849
10 - D2	27.146	24.575	151.6	20.819	1:12.540	97.76	0.178	14:37:14.389
11 - D2	27.249	24.531	151.8	21.018	1:12.798	97.42	0.436	14:38:27.187
12 - D2	<b>27.101</b>	<b>24.480</b>	152.1	20.945	1:12.526 (3)	97.78	0.164	14:39:39.713
13 - D2	27.128	24.584	152.1	20.842	1:12.554	97.74	0.192	14:40:52.267
14 - D2	27.382	24.490	152.1	20.974	1:12.846	97.35	0.484	14:42:05.113
15 - D2	27.486	24.563	151.3	20.747	1:12.796	97.42	0.434	14:43:17.909
<b>16 - D2</b>	27.137	24.490	152.1	20.735	<b>1:12.362 (1)</b>	<b>98.00</b>		<b>14:44:30.271</b>
17 - D2	27.140	24.507	151.8	20.734	1:12.381 (2)	97.98	0.019	14:45:42.652
18 - D2	27.180	24.756	151.8	20.798	1:12.734	97.50	0.372	14:46:55.386
19 - D2	27.240	24.567	152.1	20.869	1:12.676	97.58	0.314	14:48:08.062
20 - D2	27.428	24.582	<b>152.7</b>	20.788	1:12.798	97.42	0.436	14:49:20.860
21 - D2	28.036	24.647	151.8	IN PIT	2:25.659 P	48.68	1:13.297	14:51:46.519
22 - D1	OUTLAP	24.564	151.8	<b>20.544</b>	1:19.218	89.52	6.856	14:53:05.737

P13 27 Dream Racing Motorsport				Lamborghini Huracan Super Trofeo - 1st Phorm, Dream Racing				
IDEAL LAP TIME : 1:15.581		BEST LAP TIME : 1:15.686		DIFFERENCE : 0.105				
D1: Ryan HARDWICK								
LAP	SECTOR 1	SECTOR 2	SECTOR 3	LAP TIME	MPH	DIFF	TIME OF DAY	
1 - D1	OUTLAP	25.957	<b>148.8</b>	22.570	1:26.111	82.35	10.425	14:26:18.416
2 - D1	29.435	25.859	147.7	21.915	1:17.209	91.85	1.523	14:27:35.625
<b>3 - D1</b>	<b>28.245</b>	25.528	148.3	21.913	<b>1:15.686 (1)</b>	<b>93.70</b>		<b>14:28:51.311</b>
4 - D1	28.596	25.711	147.5	<b>21.816</b>	1:16.123	93.16	0.437	14:30:07.434
5 - D1	28.685	25.628	147.7	22.066	1:16.379	92.85	0.693	14:31:23.813
6 - D1	28.334	25.723	147.5	22.056	1:16.113	93.17	0.427	14:32:39.926
7 - D1	28.708	25.556	147.2	22.142	1:16.406	92.81	0.720	14:33:56.332
8 - D1	28.726	<b>25.520</b>	147.5	21.829	1:16.075	93.22	0.389	14:35:12.407
9 - D1	28.702	25.525	147.5	21.886	1:16.113	93.17	0.427	14:36:28.520
10 - D1	28.503	25.535	147.5	22.042	1:16.080	93.21	0.394	14:37:44.600
11 - D1	28.913	25.607	147.7	21.891	1:16.411	92.81	0.725	14:39:01.011
12 - D1	28.394	26.187	147.7	21.852	1:16.433	92.78	0.747	14:40:17.444
13 - D1	28.312	25.667	147.7	21.860	1:15.839 (3)	93.51	0.153	14:41:33.283
14 - D1	28.250	25.556	147.5	21.917	1:15.723 (2)	93.65	0.037	14:42:49.006
15 - D1	28.660	25.969	146.9	22.233	1:16.862	92.26	1.176	14:44:05.868
16 - D1	29.972	27.085	129.9	22.423	1:19.480	89.22	3.794	14:45:25.348
17 - D1	28.973	25.675	147.2	22.226	1:16.874	92.25	1.188	14:46:42.222
18 - D1	29.806	25.653	148.0	22.225	1:17.684	91.29	1.998	14:47:59.906
19 - D1	28.525	27.048	147.7	22.089	1:17.662	91.31	1.976	14:49:17.568
20 - D1	28.692	25.730	147.7	22.246	1:16.668	92.50	0.982	14:50:34.236
21 - D1	30.364	25.820	148.3	IN PIT	2:22.529 P	49.75	1:06.843	14:52:56.765

Weather / Track : Sunny / Dry

Portland International Raceway  
 Circuit Length = 1.9700 miles  
 Start: 14:24 Flag 15:24 End: 15:26

# Grand Prix of Portland

## GT SprintX

### ROUND 8 - Sunday 15th July 2018 - BEST SECTORS

SECTOR 1			SECTOR 2			SECTOR 3			IDEAL / BEST COMPARISON						
POS	NO	NAME	TIME	NO	NAME	TIME	NO	NAME	TIME	POS	NO	NAME	IDEAL	BEST	DIFF
													<b>PERFECT LAP</b>	<b>1:11.043</b>	
1	61	R. Ferri Motorsport	26.560	24	Alegra Motorsports	24.180	61	R. Ferri Motorsport	20.303	1	61	R. Ferri Motorsport	1:11.148	1:11.336	0.188
2	31	TR3 Racing	26.695	31	TR3 Racing	24.268	19	TruSpeed AutoSpor	20.394	2	19	TruSpeed AutoSport	1:11.400	1:11.675	0.275
3	19	TruSpeed AutoSpor	26.701	61	R. Ferri Motorsport	24.285	96	Pfaff Motorsports	20.460	3	31	TR3 Racing	1:11.476	1:11.581	0.105
4	96	Pfaff Motorsports	26.724	3	K-PAX Racing	24.293	31	TR3 Racing	20.513	4	24	Alegra Motorsports	1:11.503	1:11.758	0.255
5	24	Alegra Motorsports	26.771	19	TruSpeed AutoSpor	24.305	55	Dream Racing Moto	20.525	5	96	Pfaff Motorsports	1:11.553	1:11.714	0.161
6	3	K-PAX Racing	26.861	55	Dream Racing Moto	24.317	2	CRP Racing	20.544	6	3	K-PAX Racing	1:11.704	1:11.919	0.215
7	55	Dream Racing Moto	26.944	96	Pfaff Motorsports	24.369	3	K-PAX Racing	20.550	7	55	Dream Racing Motors	1:11.786	1:12.012	0.226
8	07	Squadra Corse Gar:	26.977	07	Squadra Corse Gar:	24.387	24	Alegra Motorsports	20.552	8	07	Squadra Corse Garag	1:11.935	1:12.355	0.420
9	47	PPM	27.089	47	PPM	24.473	07	Squadra Corse Gar:	20.571	9	2	CRP Racing	1:12.125	1:12.362	0.237
10	2	CRP Racing	27.101	2	CRP Racing	24.480	47	PPM	20.800	10	47	PPM	1:12.362	1:12.379	0.017
11	63	DXDT Racing	27.184	87	Vital Speed Motorsp	24.553	87	Vital Speed Motorsp	20.910	11	87	Vital Speed Motorspor	1:12.794	1:13.064	0.270
12	87	Vital Speed Motorsp	27.331	63	DXDT Racing	24.571	63	DXDT Racing	21.112	12	63	DXDT Racing	1:12.867	1:13.140	0.273
13	27	Dream Racing Moto	28.245	27	Dream Racing Moto	25.520	27	Dream Racing Moto	21.816	13	27	Dream Racing Motors	1:15.581	1:15.686	0.105

Weather / Track : Sunny / Dry

Results can be found at [www.tsl-timing.com](http://www.tsl-timing.com)

Portland International Raceway  
 Circuit Length = 1.9700 miles  
 Start: 14:24 Flag 15:24 End: 15:26

Printed - 15:27 Sunday, July 15, 2018



# Grand Prix of Portland

## GT SprintX

### ROUND 8 - Sunday 15th July 2018 - BEST SPEEDS

POS	INTERMEDIATE 1		INTERMEDIATE 2		FINISH LINE	
	NO	NAME	MPH	NO	NAME	MPH
1				3	K-PAX Racing	157.1
2				07	Squadra Corse Garage Italia	155.3
3				87	Vital Speed Motorsports	155.3
4				47	PPM	155.3
5				55	Dream Racing Motorsport	155.3
6				24	Alegra Motorsports	155.0
7				31	TR3 Racing	154.4
8				96	Pfaff Motorsports	153.8
9				61	R. Ferri Motorsport	153.8
10				19	TruSpeed AutoSport	153.6
11				2	CRP Racing	152.7
12				63	DXDT Racing	152.1
13				27	Dream Racing Motorsport	148.8

Weather / Track : Sunny / Dry

Results can be found at [www.tsl-timing.com](http://www.tsl-timing.com)

Portland International Raceway  
Circuit Length = 1.9700 miles  
Start: 14:24 Flag 15:24 End: 15:26

Printed - 15:28 Sunday, July 15, 2018

# Grand Prix of Portland

## GT SprintX

### ROUND 8 - Sunday 15th July 2018 - PIT STOP ANALYSIS

<b>P1</b>	<b>96 Pro/Pro</b>	<b>Pfaff Motorsports</b>						<b>Porsche 911 GT3 R (991)</b>
D1: Wolf HENZLER	Total Stint: 20 Laps - 29:56.097 (49.88%)							Best Lap: 1:11.996 On Lap 43 @ 98.50 mph
D2: Scott HARGROVE	Total Stint: 24 Laps - 30:04.724 (50.12%)							Best Lap: 1:11.714 On Lap 19 @ 98.89 mph
STOP	IN TIME	DRIVER IN	STINT TIME	STOP TIME	TOTAL STOP TIME	OUT TIME	DRIVER OUT	
1 -	14:53:44.033	Scott HARGROVE	28:51.728	1:12.996	1:12.996	14:54:57.029	Wolf HENZLER	
-	Finish	Wolf HENZLER	29:56.097					
<b>P2</b>	<b>19 Pro/Am</b>	<b>TruSpeed AutoSport</b>						<b>Audi R8 LMS</b>
D1: Parker CHASE	Total Stint: 17 Laps - 25:46.065 (42.93%)							Best Lap: 1:11.931 On Lap 43 @ 98.59 mph
D2: Ryan DALZIEL	Total Stint: 27 Laps - 34:10.331 (56.93%)							Best Lap: 1:11.675 On Lap 22 @ 98.94 mph
STOP	IN TIME	DRIVER IN	STINT TIME	STOP TIME	TOTAL STOP TIME	OUT TIME	DRIVER OUT	
1 -	14:57:52.056	Ryan DALZIEL	32:59.751	1:15.573	1:15.573	14:59:07.629	Parker CHASE	
-	Finish	Parker CHASE	25:46.065					
<b>P3</b>	<b>3 Pro/Pro</b>	<b>K-PAX Racing</b>						<b>Bentley Continental GT3</b>
D1: Rodrigo BAPTISTA	Total Stint: 23 Laps - 33:27.383 (55.71%)							Best Lap: 1:11.919 On Lap 44 @ 98.61 mph
D2: Maxime SOULET	Total Stint: 21 Laps - 26:01.737 (43.34%)							Best Lap: 1:11.947 On Lap 8 @ 98.57 mph
STOP	IN TIME	DRIVER IN	STINT TIME	STOP TIME	TOTAL STOP TIME	OUT TIME	DRIVER OUT	
1 -	14:50:15.842	Maxime SOULET	25:23.537	1:12.525	1:12.525	14:51:28.367	Rodrigo BAPTISTA	
-	Finish	Rodrigo BAPTISTA	33:27.383					
<b>P4</b>	<b>24 Pro/Pro</b>	<b>Alegra Motorsports</b>						<b>Porsche 911 GT3 R (991)</b>
D1: Michael CHRISTENSEN	Total Stint: 23 Laps - 33:28.445 (55.72%)							Best Lap: 1:11.758 On Lap 38 @ 98.83 mph
D2: Spencer PUMPELLY	Total Stint: 21 Laps - 26:02.677 (43.35%)							Best Lap: 1:11.836 On Lap 8 @ 98.72 mph
STOP	IN TIME	DRIVER IN	STINT TIME	STOP TIME	TOTAL STOP TIME	OUT TIME	DRIVER OUT	
1 -	14:50:16.204	Spencer PUMPELLY	25:23.899	1:12.338	1:12.338	14:51:28.542	Michael CHRISTENSEN	
-	Finish	Michael CHRISTENSEN	33:28.445					
<b>P5</b>	<b>31 Pro/Am</b>	<b>TR3 Racing</b>						<b>Ferrari 488 GT3</b>
D1: Wei LU	Total Stint: 17 Laps - 25:52.984 (43.08%)							Best Lap: 1:12.118 On Lap 41 @ 98.33 mph
D2: Jeff SEGAL	Total Stint: 27 Laps - 34:07.094 (56.78%)							Best Lap: 1:11.581 On Lap 13 @ 99.07 mph
STOP	IN TIME	DRIVER IN	STINT TIME	STOP TIME	TOTAL STOP TIME	OUT TIME	DRIVER OUT	
1 -	14:57:51.236	Jeff SEGAL	32:58.931	1:13.305	1:13.305	14:59:04.541	Wei LU	
-	Finish	Wei LU	25:52.984					
<b>P6</b>	<b>07 Am</b>	<b>Squadra Corse Garage Italia</b>						<b>Ferrari 488 GT3</b>
D1: Caesar BACARELLA	Total Stint: 19 Laps - 28:26.289 (47.12%)							Best Lap: 1:12.906 On Lap 42 @ 97.27 mph
D2: Martin FUENTES	Total Stint: 25 Laps - 31:49.408 (52.73%)							Best Lap: 1:12.355 On Lap 6 @ 98.01 mph
STOP	IN TIME	DRIVER IN	STINT TIME	STOP TIME	TOTAL STOP TIME	OUT TIME	DRIVER OUT	
1 -	14:55:30.946	Martin FUENTES	30:38.641	1:16.323	1:16.323	14:56:47.269	Caesar BACARELLA	
-	Finish	Caesar BACARELLA	28:26.289					
<b>P7</b>	<b>61 Pro/Pro</b>	<b>R. Ferri Motorsport</b>						<b>Ferrari 488 GT3</b>
D1: Toni VILANDER	Total Stint: 19 Laps - 28:31.942 (47.27%)							Best Lap: 1:11.536 On Lap 42 @ 99.13 mph
D2: Miguel MOLINA	Total Stint: 25 Laps - 30:26.814 (50.44%)							Best Lap: 1:11.336 On Lap 14 @ 99.41 mph
STOP	IN TIME	DRIVER IN	STINT TIME	STOP TIME	TOTAL STOP TIME	OUT TIME	DRIVER OUT	
1 -	14:54:56.128	Miguel MOLINA	30:03.823	1:18.450	1:18.450	14:56:14.578	Toni VILANDER	
2 -	15:19:57.466	Toni VILANDER	23:42.888	27.257	1:45.707	15:20:24.723	Toni VILANDER	
-	Finish	Toni VILANDER	4:49.054					
<b>P8</b>	<b>63 Am</b>	<b>DXDT Racing</b>						<b>Mercedes AMG GT3</b>
D1: David ASKEW	Total Stint: 43 Laps - 59:00.691 (97.8%)							Best Lap: 1:13.140 On Lap 40 @ 96.96 mph
STOP	IN TIME	DRIVER IN	STINT TIME	STOP TIME	TOTAL STOP TIME	OUT TIME	DRIVER OUT	
1 -	14:50:57.438	David ASKEW	26:05.133	1:19.613	1:19.613	14:52:17.051	David ASKEW	
-	Finish	David ASKEW	32:55.558					

Weather / Track : Sunny / Dry

Portland International Raceway  
Circuit Length = 1.9700 miles  
Start: 14:24 Flag 15:24 End: 15:26

# Grand Prix of Portland

## GT SprintX

### ROUND 8 - Sunday 15th July 2018 - PIT STOP ANALYSIS

<b>P9</b>	<b>87 Am</b>	<b>Vital Speed Motorsports</b>	<b>Ferrari 488 GT3</b>
D1: Trevor BAEK		Total Stint: 23 Laps - 33:29.202 (55.49%)	Best Lap: 1:13.064 On Lap 41 @ 97.06 mph
D2: Rich BAEK		Total Stint: 20 Laps - 26:46.997 (44.38%)	Best Lap: 1:14.667 On Lap 3 @ 94.98 mph

STOP	IN TIME	DRIVER IN	STINT TIME	STOP TIME	TOTAL STOP TIME	OUT TIME	DRIVER OUT
1 -	14:50:11.937	Rich BAEK	25:19.632	1:31.830	1:31.830	14:51:43.767	Trevor BAEK
-	Finish	Trevor BAEK	33:29.202				

<b>P10</b>	<b>47 Pro/Am</b>	<b>PPM</b>	<b>Lamborghini Huracan GT3</b>
D1: Patrick BYRNE		Total Stint: 20 Laps - 30:46.969 (50.97%)	Best Lap: 1:13.369 On Lap 40 @ 96.66 mph
D2: Guy COSMO		Total Stint: 23 Laps - 29:32.031 (48.9%)	Best Lap: 1:12.379 On Lap 17 @ 97.98 mph

STOP	IN TIME	DRIVER IN	STINT TIME	STOP TIME	TOTAL STOP TIME	OUT TIME	DRIVER OUT
1 -	14:52:58.371	Guy COSMO	28:06.066	1:30.610	1:30.610	14:54:28.981	Patrick BYRNE
-	Finish	Patrick BYRNE	30:46.969				

<b>P11</b>	<b>55 Pro/Am</b>	<b>Dream Racing Motorsport</b>	<b>Lamborghini Huracan GT3</b>
D1: Yuki HARATA		Total Stint: 13 Laps - 28:48.209 (46.84%)	Best Lap: 1:20.098 On Lap 37 @ 88.54 mph
D2: Alessandro BRESSAN		Total Stint: 25 Laps - 31:43.712 (51.6%)	Best Lap: 1:12.012 On Lap 14 @ 98.48 mph

STOP	IN TIME	DRIVER IN	STINT TIME	STOP TIME	TOTAL STOP TIME	OUT TIME	DRIVER OUT
1 -	14:55:23.668	Alessandro BRESSAN	30:31.363	1:12.349	1:12.349	14:56:36.017	Yuki HARATA
2 -	15:14:12.137	Yuki HARATA	17:36.120	57.606	2:09.955	15:15:09.743	Yuki HARATA
3 -	15:19:13.245	Yuki HARATA					

<b>P12</b>	<b>2 Pro/Pro</b>	<b>CRP Racing</b>	<b>Mercedes-AMG GT3</b>
D1: Daniel MORAD		Total Stint: 1 Laps - 1:14.659 (4.41%)	
D2: Matt BRABHAM		Total Stint: 21 Laps - 26:54.214 (95.32%)	Best Lap: 1:12.362 On Lap 16 @ 98.00 mph

STOP	IN TIME	DRIVER IN	STINT TIME	STOP TIME	TOTAL STOP TIME	OUT TIME	DRIVER OUT
1 -	14:50:30.008	Matt BRABHAM	25:37.703	1:21.070	1:21.070	14:51:51.078	Daniel MORAD
-	Finish	Daniel MORAD	1:14.659				

<b>P13</b>	<b>27</b>	<b>Dream Racing Motorsport</b>	<b>Lamborghini Huracan Super Trofeo</b>
D1: Ryan HARDWICK		Total Stint: 21 Laps - 26:55.463 (95.9%)	Best Lap: 1:15.686 On Lap 3 @ 93.70 mph

STOP	IN TIME	DRIVER IN	STINT TIME	STOP TIME	TOTAL STOP TIME	OUT TIME	DRIVER OUT
1 -	14:51:47.768	Ryan HARDWICK	26:55.463	1:13.606	1:13.606	14:53:01.374	Ryan HARDWICK

# Grand Prix of Portland

## GT SprintX

### ROUND 8 - Sunday 15th July 2018 - DRIVER STATISTICS

POS	NO	CL	PIC	TEAM / DRIVERS	CAR	LAPS	RACE TIME	%	BEST	ON	MPH
1	96	Pro/Prc	1	Pfaff Motorsports Wolf HENZLER (DEU) Scott HARGROVE (CAN)	Porsche 911 GT3 R (991) - Pfaff Porsche, Castrol, (	44	<b>1:00:00.821</b>				
						20	29:56.097	49.88	1:11.996	43	98.50
						24	30:04.724	50.12	1:11.714	19	98.89
2	19	Pro/Am	1	TruSpeed AutoSport Parker CHASE (USA) Ryan DALZIEL (USA)	Audi R8 LMS - Vertical Bridge, Protein Water	44	<b>1:00:01.389</b>				
						17	25:46.065	42.93	1:11.931	43	98.59
						27	34:10.331	56.93	1:11.675	22	98.94
3	3	Pro/Prc	2	K-PAX Racing Rodrigo BAPTISTA (BRA) Maxime SOULET (BEL)	Bentley Continental GT3 - Opti-Coat	44	<b>1:00:03.445</b>				
						23	33:27.383	55.71	1:11.919	44	98.61
						21	26:01.737	43.34	1:11.947	8	98.57
4	24	Pro/Prc	3	Alegra Motorsports Michael CHRISTENSEN (DNK) Spencer PUMPELLY (USA)	Porsche 911 GT3 R (991) - Insync Healthcare Solut	44	<b>1:00:04.682</b>				
						23	33:28.445	55.72	1:11.758	38	98.83
						21	26:02.677	43.35	1:11.836	8	98.72
5	31	Pro/Am	2	TR3 Racing Wei LU (CAN) Jeff SEGAL (USA)	Ferrari 488 GT3 - Ferrari Of Vancouver	44	<b>1:00:05.220</b>				
						17	25:52.984	43.08	1:12.118	41	98.33
						27	34:07.094	56.78	1:11.581	13	99.07
6	07	Am	1	Squadra Corse Garage Italia Caesar BACARELLA (USA) Martin FUENTES (MEX)	Ferrari 488 GT3 - Hublot, Alpha Prime, Garage Italia	44	<b>1:00:21.253</b>				
						19	28:26.289	47.12	1:12.906	42	97.27
						25	31:49.408	52.73	1:12.355	6	98.01
7	61	Pro/Prc	4	R. Ferri Motorsport Toni VILANDER (FIN) Miguel MOLINA (ESP)	Ferrari 488 GT3 - Ferrari of Ontario, Toronto, Albert:	44	<b>1:00:21.472</b>				
						19	28:31.942	47.27	1:11.536	42	99.13
						25	30:26.814	50.44	1:11.336	14	99.41
8	63	Am	2	DXDT Racing David ASKEW (USA)	Mercedes AMG GT3 - Ace 1, Dream Racing	43	<b>1:00:20.304</b>				
						43	59:00.691	97.80	1:13.140	40	96.96
9	87	Am	3	Vital Speed Motorsports Trevor BAEK (USA) Rich BAEK (USA)	Ferrari 488 GT3 - Vital Speed Motorsports	43	<b>1:00:20.664</b>				
						23	33:29.202	55.49	1:13.064	41	97.06
						20	26:46.997	44.38	1:14.667	3	94.98
10	47	Pro/Am	3	PPM Patrick BYRNE (USA) Guy COSMO (USA)	Lamborghini Huracan GT3 - Torxen	43	<b>1:00:23.645</b>				
						20	30:46.969	50.97	1:13.369	40	96.66
						23	29:32.031	48.90	1:12.379	17	97.98
11	55	Pro/Am	4	Dream Racing Motorsport Yuki HARATA (JPN) Alessandro BRESSAN (ITA)	Lamborghini Huracan GT3 - Ace 1, Dream Racing	38	<b>1:01:29.527</b>				
						13	28:48.209	46.84	1:20.098	37	88.54
						25	31:43.712	51.60	1:12.012	14	98.48
12	2	Pro/Prc	5	CRP Racing Daniel MORAD (CAN) Matt BRABHAM (USA)	Mercedes-AMG GT3 - DeVilbiss	22	<b>28:13.432</b>				
						1	1:14.659	4.41		0	
						21	26:54.214	95.32	1:12.362	16	98.00
13	27	Pro/Prc	1	Dream Racing Motorsport Ryan HARDWICK	Lamborghini Huracan Super Trofeo - 1st Phorm, Dre	21	<b>28:04.460</b>				
						21	26:55.463	95.90	1:15.686	3	93.70

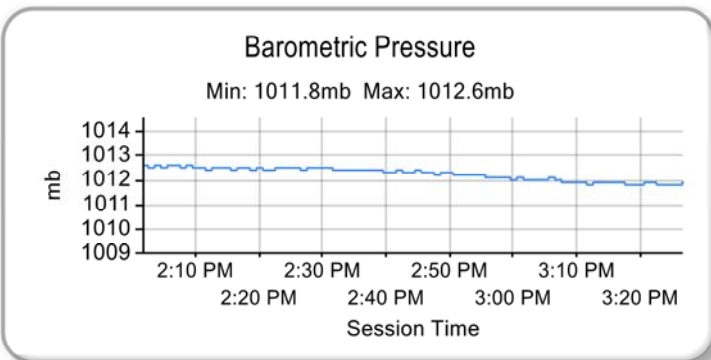
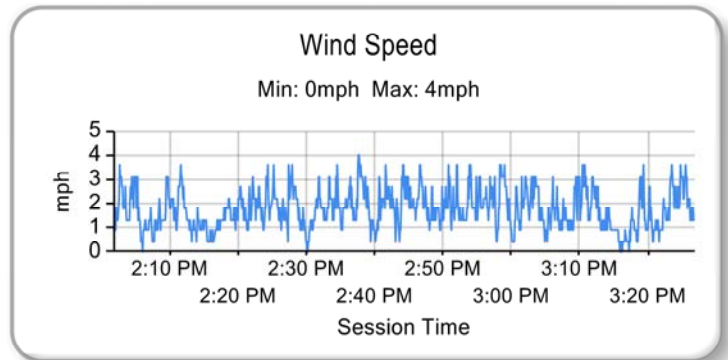
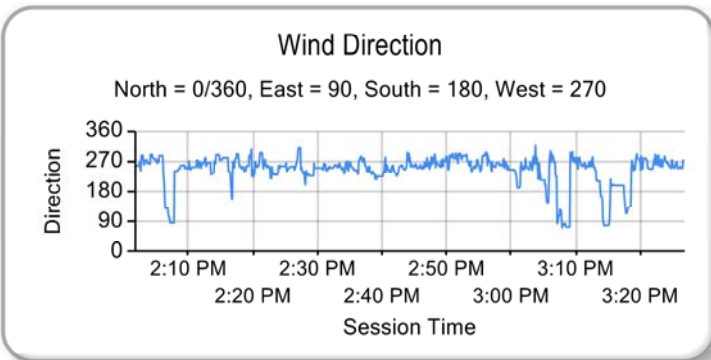
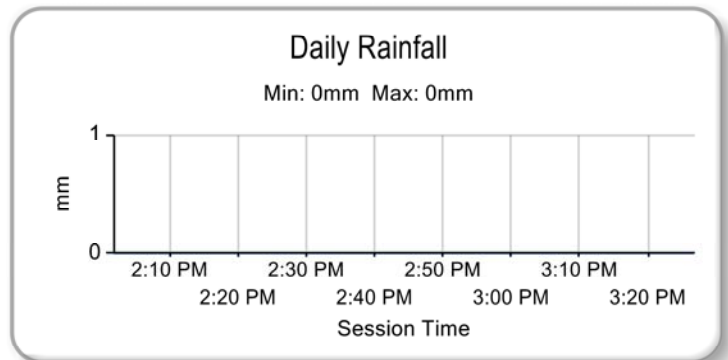
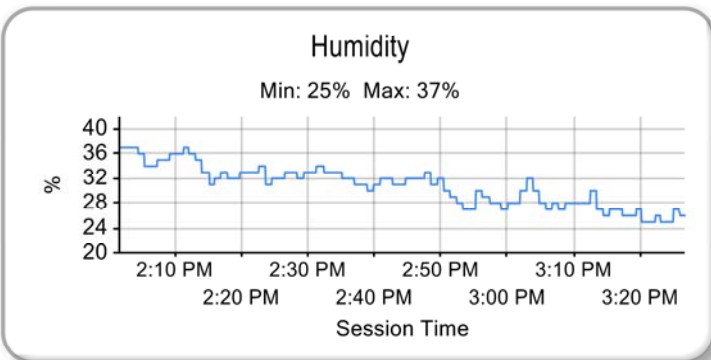
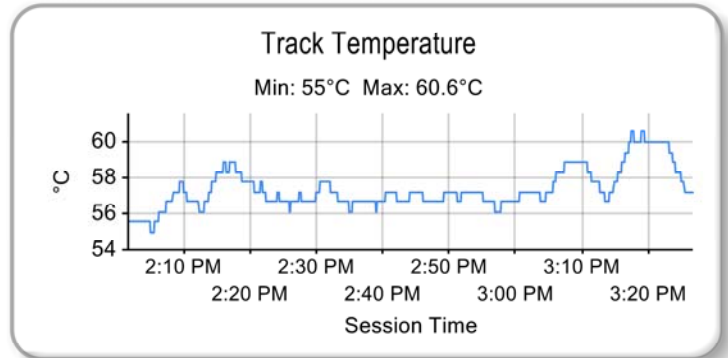
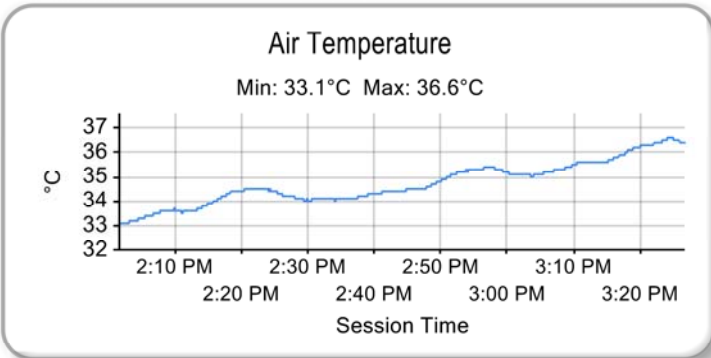
Weather / Track : Sunny / Dry

Portland International Raceway  
Circuit Length = 1.9700 miles  
Start: 14:24 Flag 15:24 End: 15:26

# Grand Prix of Portland

## GT SprintX

### ROUND 8 - Sunday 15th July 2018 - WEATHER CONDITIONS



Weather / Track : Sunny / Dry

Results can be found at [www.tsl-timing.com](http://www.tsl-timing.com)

Portland International Raceway  
Circuit Length = 1.9700 miles  
Start: 14:24 Flag 15:24 End: 15:26

Printed - 15:36 Sunday, July 15, 2018