

UK / PRAGA CUP 2022

PRAGA CUP



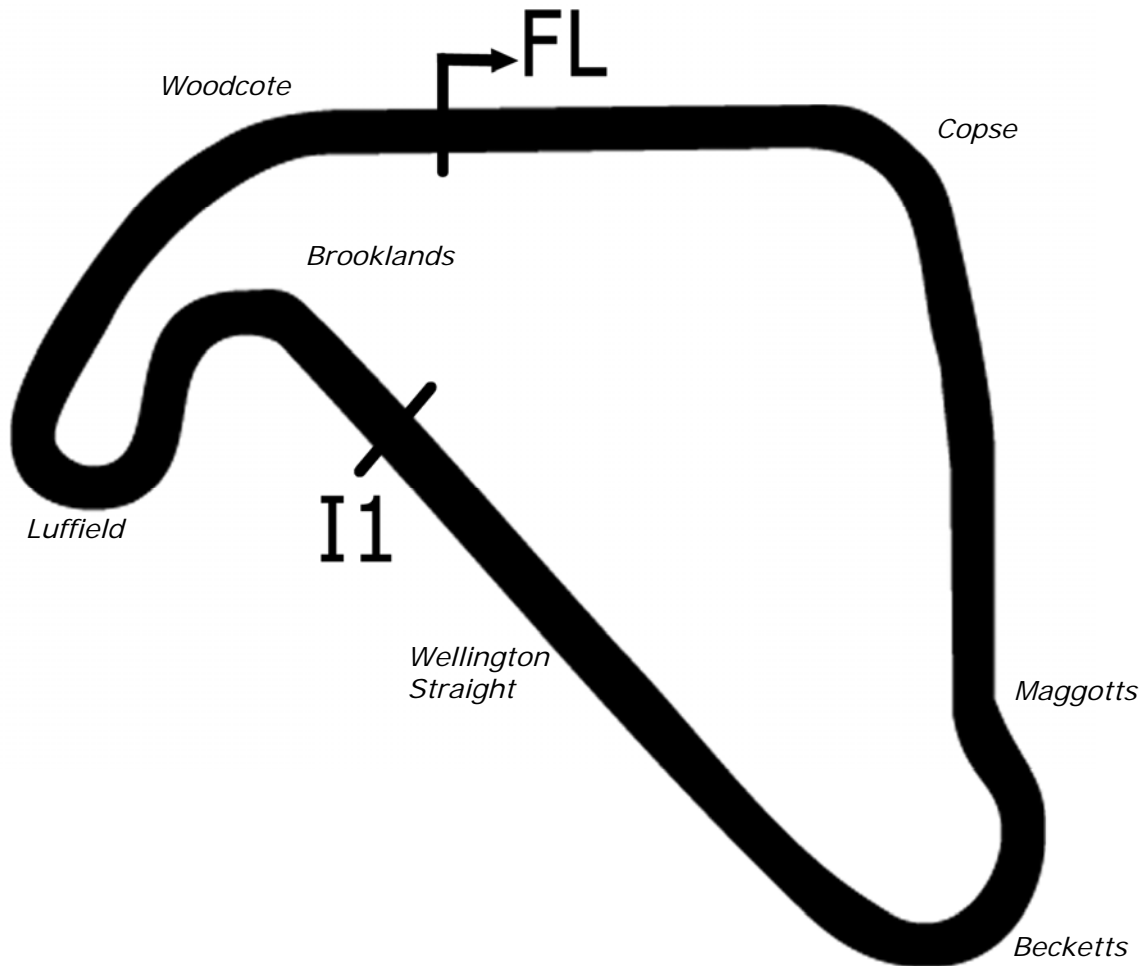
BARC Race Meeting
Silverstone National
4th & 5th June 2022



Timing & Results Provided by Timing Solutions Ltd

www.tsl-timing.com

Silverstone National



Length	1.6404 miles	2640.07 m	
FL		52.07872 N	1.01711 W
I1	1669m	52.07603 N	1.01669 W
Pit Entry	2610m	52.07859 N	1.01758 W
Pit Exit	308m after FL	52.07880 N	1.01268 W
Pit Entry-Pit Exit 336m, 24.2s @50kph, 20.1s @60kph			

All results available at www.tsl-timing.com

Praga Cup

QUALIFYING - RACE 3 - CLASSIFICATION

POS	NO	TEAM / DRIVERS	CAR / ENTRY	TIME	ON	LAPS	GAP	DIFF	MPH
1	77	Mittel Cars Scott MITTELL / Charles HALL	Praga	53.434	17	19			110.52
2	4	RAW Motorsport Robert WHELDON / Matt BELL	Praga	53.789	14	21	0.355	0.355	109.79
3	11	University of Wolverhampton Racing Shane KELLY / Stefano LEANEY	Praga	53.646	16	21	0.655	0.300	110.08
4	85	Praga Team 85 Ben COLLINS / Jamie MORTON	Praga	53.283	14	18	0.932	0.276	110.83
5	84	Idola Motorsport Ed BRIDLE / Chris BRIDLE	Praga	54.521	12	20	1.593	0.661	108.31
6	24	Idola Motorsport Alex FORES / Jem HEPWORTH	Praga	53.793	15	18	1.711	0.117	109.78
7	87	Fanatec Praga Team 87 Geordie MUTCH / Jimmy BROADBENT	Praga	53.537	13	18	1.881	0.170	110.31
8	29	Mittel Cars Christopher WESEMAEL / Dan GORE	Praga	55.527	2	2	2.093	0.211	106.35

Weather / Track : Cloudy / Dry

These results are provisional until the conclusion of any judicial and technical matters.

Silverstone National: 1.6404 miles
Date: 04/06/2022 Start: 10:35 Finish: 11:07

Clerk Of Course : Andy Butler

Stewards :

Timekeeper : Catherine Jordan

Results can be found at www.tsl-timing.com

Printed - 11:16 Saturday, 04 June 2022



Praga Cup

QUALIFYING - RACE 3 - COMBINED CLASSIFICATION - AMENDED

POS	NO	NAME		AVG. TIME	DRIVER 1		DRIVER 2	
					LAPS	BEST	LAPS	BEST
1	77	Mittell Cars Scott MITTELL / Charles HALL	Praga	53.881	5	54.329	15	53.434
2	11	University of Wolverhampton Racing Shane KELLY / Stefano LEANEY	Praga	54.089	10	54.533	11	53.646
3	4	RAW Motorsport Robert WHELDON / Matt BELL	Praga	54.272	12	54.756	10	53.789
4	85	Praga Team 85 Ben COLLINS / Jamie MORTON	Praga	54.366	8	55.449	10	53.283
5	87	Fanatec Praga Team 87 Geordie MUTCH / Jimmy BROADBENT	Praga	54.840	9	53.537	9	56.143
6	84	Idola Motorsport Ed BRIDLE / Chris BRIDLE	Praga	55.027	13	54.521	7	55.534
7	24	Idola Motorsport Alex FORES / Jem HEPWORTH	Praga	55.145	8	56.497	10	53.793
8	29	Mittell Cars Christopher WESEMAEL / Dan GORE	Praga	55.527	2	55.527	0	

Weather / Track : Cloudy / Dry

These results are provisional until the conclusion of any judicial and technical matters.

Silverstone National: 1.6404 miles

Date: 04/06/2022 Start: 10:35 Finish: 11:07

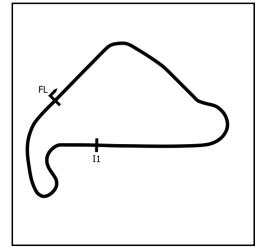
Clerk Of Course : Andy Butler

Stewards :

Timekeeper : Catherine Jordan

Praga Cup

QUALIFYING - RACE 3 - SECTOR ANALYSIS



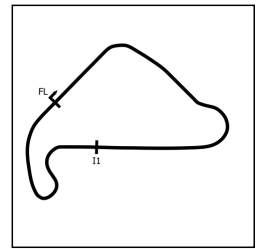
SECTOR 1 = FL to I1, SECTOR 2 = I1 to FL, DIFF = Difference To Personal Best Lap, P = Crossed Finish Line in Pit Lane, D = Time Disallowed

P1 77 CUP Mittel Cars					Praga -			
IDEAL LAP TIME : 53.434		BEST LAP TIME : 53.434			DIFFERENCE : 0.000			
D1: Scott MITTELL		D2: Charles HALL						
LAP	SECTOR 1		SECTOR 2		LAP TIME	MPH	DIFF	TIME OF DAY
1 - D1	32.772	145.8	22.941	135.5	55.713	106.00	2.279	10:39:17.091
2 - D1	31.693	146.5	22.636	134.2	54.329	108.70	0.895	10:40:11.420
3 - D1	32.031	146.8	22.445	134.2	54.476	108.40	1.042	10:41:05.896
4 - D1	31.831	146.8	22.797	133.9	54.628	108.10	1.194	10:42:00.524
5 - D2	OUTLAP	134.7	24.712	131.7	8:06.788	12.13	7:13.354	10:50:07.312
6 - D2	33.273	145.5	23.552	134.2	56.825	103.92	3.391	10:51:04.137
7 - D2	32.340	145.5	23.459	133.9	55.799	105.83	2.365	10:51:59.936
8 - D2	32.104	144.6	23.272	134.7	55.376	106.64	1.942	10:52:55.312
9 - D2	31.423	146.5	22.738	135.0	54.161	109.03	0.727	10:53:49.473
10 - D2	34.833	111.2	24.264	135.0	59.097	99.93	5.663	10:54:48.570
11 - D2	31.821	145.5	22.803	135.5	54.624	108.11	1.190	10:55:43.194
12 - D2	31.568	145.5	22.905	135.3	54.473	108.41	1.039	10:56:37.667
13 - D2	31.723	145.8	23.441	135.3	55.164	107.05	1.730	10:57:32.831
14 - D2	31.638	146.5	22.697	135.8	54.335	108.68	0.901	10:58:27.166
15 - D2	31.627	146.2	22.633	135.8	54.260	108.84	0.826	10:59:21.426
16 - D2	31.352	145.8	22.406	135.5	53.758 (2)	109.85	0.324	11:00:15.184
17 - D2	31.108	147.1	22.326	136.1	53.434 (1)	110.52		11:01:08.618
18 - D2	31.296	146.8	22.495	135.5	53.791 (3)	109.78	0.357	11:02:02.409
19 - D2	36.590	132.8	IN PIT		1:11.629 P	82.44	18.195	11:03:14.038

P2 4 CUP RAW Motorsport					Praga -			
IDEAL LAP TIME : 53.680		BEST LAP TIME : 53.789			DIFFERENCE : 0.109			
D1: Robert WHELDON		D2: Matt BELL						
LAP	SECTOR 1		SECTOR 2		LAP TIME	MPH	DIFF	TIME OF DAY
1 - D1					58.262	101.36	4.473	10:40:05.190
2 - D1					56.547	104.43	2.758	10:41:01.737
3 - D1					57.759	102.24	3.970	10:41:59.496
4 - D1					8:24.319	11.71	7:30.530	10:50:23.815
5 - D1					56.057	105.35	2.268	10:51:19.872
6 - D1					55.565	106.28	1.776	10:52:15.437
7 - D1					55.034	107.30	1.245	10:53:10.471
8 - D1					56.256	104.97	2.467	10:54:06.727
9 - D1					55.493	106.42	1.704	10:55:02.220
10 - D1					54.756	107.85	0.967	10:55:56.976
11 - D1			IN PIT		56.913 P	103.76	3.124	10:56:53.889
12 - D1	OUTLAP	143.7	22.908	135.5	2:45.539	35.67	1:51.750	10:59:39.429
13 - D1	32.254	148.4	22.319	134.7	54.573	108.21	0.784	11:00:34.002
14 - D1	31.524	146.8	22.265	135.3	53.789 (1)	109.79		11:01:27.791
15 - D1	34.549	144.9	22.336	135.3	56.885	103.81	3.096	11:02:24.676
16 - D1	31.780	150.4	23.339	132.5	55.119	107.14	1.330	11:03:19.795
17 - D1	32.069	150.1	22.772	135.5	54.841	107.68	1.052	11:04:14.636
18 - D1	32.105	149.1	22.396	131.5	54.501	108.35	0.712	11:05:09.137
19 - D1	31.593	149.4	22.217	137.0	53.810 (2)	109.75	0.021	11:06:02.947
20 - D1	31.656	150.1	22.156	135.5	53.812 (3)	109.74	0.023	11:06:56.759
21 - D1	37.188	110.0	IN PIT		1:13.192 P	80.68	19.403	11:08:09.951

Praga Cup

QUALIFYING - RACE 3 - SECTOR ANALYSIS



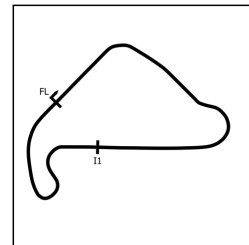
SECTOR 1 = FL to I1, SECTOR 2 = I1 to FL, DIFF = Difference To Personal Best Lap, P = Crossed Finish Line in Pit Lane, D = Time Disallowed

P3		11 CUP		University of Wolverhampton Racing		Praga -			
IDEAL LAP TIME : 53.550		BEST LAP TIME : 53.646		DIFFERENCE : 0.096					
D1: Shane KELLY		D2: Stefano LEANEY							
LAP	SECTOR 1		SECTOR 2		LAP TIME	MPH	DIFF	TIME OF DAY	
1 - D1	33.128	146.8	22.989	135.5	56.117	105.23	2.471	10:39:27.150	
2 - D1	32.009	147.8	23.598	130.4	55.607	106.20	1.961	10:40:22.757	
3 - D1	33.826	146.5	23.791	134.2	57.617	102.49	3.971	10:41:20.374	
4 - D1	33.193	145.8	23.464	134.4	56.657	104.23	3.011	10:42:17.031	
5 - D1	OUTLAP	144.3	23.416	134.4	7:53.925	12.46	7:00.279	10:50:10.956	
6 - D1	32.489	145.8	22.927	134.4	55.416	106.56	1.770	10:51:06.372	
7 - D1	32.437	145.2	22.723	134.2	55.160	107.06	1.514	10:52:01.532	
8 - D1	31.886	146.2	22.647	134.4	54.533	108.29	0.887	10:52:56.065	
9 - D1	32.327	147.4	22.567	135.3	54.894	107.58	1.248	10:53:50.959	
10 - D1	32.223	145.8	IN PIT		59.026	P 100.05	5.380	10:54:49.985	
11 - D2	OUTLAP	144.0	23.206	132.0	2:45.659	35.64	1:52.013	10:57:35.644	
12 - D2	32.268	147.1	22.680	135.8	54.948	107.47	1.302	10:58:30.592	
13 - D2	31.288	146.2	22.496	135.0	53.784	(3) 109.80	0.138	10:59:24.376	
14 - D2	31.279	146.5	22.826	132.8	54.105	109.15	0.459	11:00:18.481	
15 - D2	31.330	146.8	22.335	135.8	53.665	(2) 110.04	0.019	11:01:12.146	
16 - D2	31.215	147.1	22.431	135.5	53.646	(1) 110.08		11:02:05.792	
17 - D2	31.798	146.5	22.537	135.8	54.335	108.68	0.689	11:03:00.127	
18 - D2	31.486	147.1	22.629	136.1	54.115	109.13	0.469	11:03:54.242	
19 - D2	31.560	147.4	22.519	135.5	54.079	109.20	0.433	11:04:48.321	
20 - D2	31.559	147.1	23.127	133.6	54.686	107.99	1.040	11:05:43.007	
21 - D2	31.651	146.2	22.540	135.8	54.191	108.97	0.545	11:06:37.198	

P4		85 CUP		Praga Team 85		Praga -			
IDEAL LAP TIME : 53.263		BEST LAP TIME : 53.283		DIFFERENCE : 0.020					
D1: Ben COLLINS		D2: Jamie MORTON							
LAP	SECTOR 1		SECTOR 2		LAP TIME	MPH	DIFF	TIME OF DAY	
1 - D1	33.782	146.2	24.045	133.3	57.827	102.12	4.544	10:40:22.796	
2 - D1	35.449	145.5	23.637	135.3	59.086	99.95	5.803	10:41:21.882	
3 - D1	33.075	147.4	23.631	135.5	56.706	104.14	3.423	10:42:18.588	
4 - D1	OUTLAP	144.9	24.411	134.2	8:11.614	12.01	7:18.331	10:50:30.202	
5 - D1	34.220	145.5	24.326	133.9	58.546	100.87	5.263	10:51:28.748	
6 - D1	32.781	147.1	23.435	135.0	56.216	105.05	2.933	10:52:24.964	
7 - D1	32.343	147.4	23.106	136.4	55.449	106.50	2.166	10:53:20.413	
8 - D1	32.812	146.5	IN PIT		58.903	P 100.26	5.620	10:54:19.316	
9 - D2	OUTLAP	146.5	23.230	136.1	2:59.278	32.94	2:05.995	10:57:18.594	
10 - D2	32.053	146.8	22.361	135.8	54.414	108.53	1.131	10:58:13.008	
11 - D2	31.386	146.5	22.399	135.3	53.785	(3) 109.80	0.502	10:59:06.793	
12 - D2	31.271	146.5	22.110	135.0	53.381	(2) 110.63	0.098	11:00:00.174	
13 - D2	34.157	126.8	23.622	136.7	57.779	102.21	4.496	11:00:57.953	
14 - D2	31.153	146.2	22.130	136.1	53.283	(1) 110.83		11:01:51.236	
15 - D2	34.025	99.5	24.535	136.4	58.560	100.84	5.277	11:02:49.796	
16 - D2	35.253	140.6	23.847	132.0	59.100	99.92	5.817	11:03:48.896	
17 - D2	33.476	146.8	22.618	135.8	56.094	105.28	2.811	11:04:44.990	
18 - D2	31.412	146.5	IN PIT		1:13.978	P 79.83	20.695	11:05:58.968	

Praga Cup

QUALIFYING - RACE 3 - SECTOR ANALYSIS



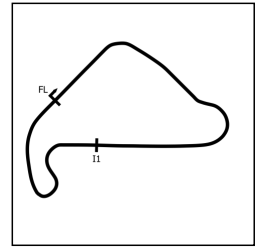
SECTOR 1 = FL to I1, SECTOR 2 = I1 to FL, DIFF = Difference To Personal Best Lap, P = Crossed Finish Line in Pit Lane, D = Time Disallowed

P5 84 CUP Idola Motorsport					Praga -				
IDEAL LAP TIME : 54.489					BEST LAP TIME : 54.521				
D1: Ed BRIDLE					D2: Chris BRIDLE				
LAP	SECTOR 1		SECTOR 2		LAP TIME	MPH	DIFF	TIME OF DAY	
1 - D1	34.481	144.3	23.980	132.8	58.461	101.01	3.940	10:40:16.913	
2 - D1	34.312	145.2	23.857	133.3	58.169	101.52	3.648	10:41:15.082	
3 - D1	34.407	144.6	24.955	132.8	59.362	99.48	4.841	10:42:14.444	
4 - D1	OUTLAP	140.9	24.582	132.5	7:58.773	12.33	7:04.252	10:50:13.217	
5 - D1	34.151	144.0	23.874	133.1	58.025	101.77	3.504	10:51:11.242	
6 - D1	33.209	144.9	23.638	133.6	56.847	103.88	2.326	10:52:08.089	
7 - D1	32.558	145.5	23.319	133.9	55.877	105.69	1.356	10:53:03.966	
8 - D1	32.426	145.5	23.035	133.6	55.461 (3)	106.48	0.940	10:53:59.427	
9 - D1	32.665	144.6	23.305	134.4	55.970	105.51	1.449	10:54:55.397	
10 - D1	33.159	144.6	22.979	134.7	56.138	105.19	1.617	10:55:51.535	
11 - D1	31.969	146.5	22.654	135.5	54.623 (2)	108.11	0.102	10:56:46.158	
12 - D1	32.001	146.2	22.520	135.5	54.521 (1)	108.31		10:57:40.679	
13 - D1	33.326	146.5	IN PIT		1:00.868 P	97.02	6.347	10:58:41.547	
14 - D2	OUTLAP	142.1	24.039	131.2	3:05.595	31.82	2:11.074	11:01:47.142	
15 - D2	33.242	144.0	22.993	132.8	56.235	105.01	1.714	11:02:43.377	
16 - D2	33.154	144.0	23.462	133.1	56.616	104.31	2.095	11:03:39.993	
17 - D2	33.072	144.0	23.298	133.3	56.370	104.76	1.849	11:04:36.363	
18 - D2	32.900	144.6	23.161	133.6	56.061	105.34	1.540	11:05:32.424	
19 - D2	32.463	144.9	23.071	134.4	55.534	106.34	1.013	11:06:27.958	
20 - D2	32.779	144.9	22.770	134.7	55.549	106.31	1.028	11:07:23.507	

P6 24 CUP Idola Motorsport					Praga -				
IDEAL LAP TIME : 53.793					BEST LAP TIME : 53.793				
D1: Alex FORES					D2: Jem HEPWORTH				
LAP	SECTOR 1		SECTOR 2		LAP TIME	MPH	DIFF	TIME OF DAY	
1 - D1	36.187	136.1	25.048	131.7	1:01.235	96.44	7.442	10:39:55.166	
2 - D1	34.757	143.0	24.746	132.0	59.503	99.24	5.710	10:40:54.669	
3 - D1	33.724	145.5	24.173	133.1	57.897	102.00	4.104	10:41:52.566	
4 - D1	OUTLAP	128.3	25.233	133.3	8:22.655	11.74	7:28.862	10:50:15.221	
5 - D1	33.475	145.2	24.651	133.3	58.126	101.60	4.333	10:51:13.347	
6 - D1	32.669	145.2	23.828	134.4	56.497	104.53	2.704	10:52:09.844	
7 - D1	33.204	144.9	24.295	135.3	57.499	102.70	3.706	10:53:07.343	
8 - D1	1:47.885	105.6	IN PIT		2:22.812 P	41.35	1:29.019	10:55:30.155	
9 - D2	OUTLAP	122.6	23.789	134.7	3:48.325	25.86	2:54.532	10:59:18.480	
10 - D2	32.180	146.5	22.590	136.1	54.770	107.82	0.977	11:00:13.250	
11 - D2	31.729	146.5	22.367	135.8	54.096 (2)	109.17	0.303	11:01:07.346	
12 - D2	33.136	134.2	22.842	137.5	55.978	105.49	2.185	11:02:03.324	
13 - D2	32.687	147.1	22.436	137.0	55.123	107.13	1.330	11:02:58.447	
14 - D2	31.711	147.4	22.389	137.0	54.100 (3)	109.16	0.307	11:03:52.547	
15 - D2	31.591	147.4	22.202	136.7	53.793 (1)	109.78		11:04:46.340	
16 - D2	33.031	109.8	30.495	133.9	1:03.526	92.96	9.733	11:05:49.866	
17 - D2	32.220	147.1	22.486	137.0	54.706	107.95	0.913	11:06:44.572	
18 - D2	32.453	147.1	22.308	137.0	54.761	107.84	0.968	11:07:39.333	

Praga Cup

QUALIFYING - RACE 3 - SECTOR ANALYSIS



SECTOR 1 = FL to I1, SECTOR 2 = I1 to FL, DIFF = Difference To Personal Best Lap, P = Crossed Finish Line in Pit Lane, D = Time Disallowed

P7		87 CUP		Fanatec Praga Team 87		Praga -			
IDEAL LAP TIME : 53.537		BEST LAP TIME : 53.537		DIFFERENCE : 0.000					
D1: Geordie MUTCH		D2: Jimmy BROADBENT							
LAP	SECTOR 1		SECTOR 2		LAP TIME	MPH	DIFF	TIME OF DAY	
1 - D2	33.808	142.7	23.286	133.6	57.094	103.43	3.557	10:39:32.513	
2 - D2	2:20.711	76.5	IN PIT		2:53.707	P 33.99	2:00.170	10:42:26.220	
3 - D2	OUTLAP	116.7	27.630	122.0	7:54.015	12.45	7:00.478	10:50:20.235	
4 - D2	37.437	131.0	25.073	132.0	1:02.510	94.47	8.973	10:51:22.745	
5 - D2	34.619	143.7	24.258	132.5	58.877	100.30	5.340	10:52:21.622	
6 - D1	33.995	144.0	24.348	132.5	58.343	101.22	4.806	10:53:19.965	
7 - D1	33.384	145.2	23.968	132.5	57.352	102.97	3.815	10:54:17.317	
8 - D1	33.848	146.5	IN PIT		1:00.689	P 97.31	7.152	10:55:18.006	
9 - D1	OUTLAP	143.0	23.105	134.4	2:28.434	39.78	1:34.897	10:57:46.440	
10 - D1	31.893	146.5	23.015	134.7	54.908	107.55	1.371	10:58:41.348	
11 - D1	31.647	146.8	22.468	135.3	54.115	(3) 109.13	0.578	10:59:35.463	
12 - D1	31.498	146.8	22.352	135.8	53.850	(2) 109.66	0.313	11:00:29.313	
13 - D1	31.376	146.8	22.161	135.5	53.537	(1) 110.31		11:01:22.850	
14 - D1	31.776	146.2	IN PIT		1:00.920	P 96.94	7.383	11:02:23.770	
15 - D1	OUTLAP	145.2	24.142	134.2	2:06.885	46.54	1:13.348	11:04:30.655	
16 - D1	33.442	145.8	23.335	134.7	56.777	104.01	3.240	11:05:27.432	
17 - D1	33.084	146.5	23.059	135.3	56.143	105.18	2.606	11:06:23.575	
18 - D1	39.171	145.2	23.111	134.2	1:02.282	94.82	8.745	11:07:25.857	

P8		29 CUP		Mittel Cars		Praga -			
IDEAL LAP TIME : 55.527		BEST LAP TIME : 55.527		DIFFERENCE : 0.000					
D1: Christopher WESEMAEL		D2: Dan GORE							
LAP	SECTOR 1		SECTOR 2		LAP TIME	MPH	DIFF	TIME OF DAY	
1 - D1	32.719	145.2	23.330	133.6	56.049	(2) 105.36	0.522	10:39:11.121	
2 - D1	32.632	146.2	22.895	134.7	55.527	(1) 106.35		10:40:06.648	

Praga Cup

QUALIFYING - RACE 3 - BEST SECTORS

SECTOR 1			SECTOR 2			IDEAL / BEST COMPARISON						
POS	NO	NAME	TIME	NO	NAME	TIME	POS	NO	NAME	IDEAL	BEST	DIFF
1	77	Mittel Cars	31.108	85	Praga Team 85	22.110	1	85	Praga Team 85	53.263	53.283	0.020
2	85	Praga Team 85	31.153	4	RAW Motorsport	22.156	2	77	Mittel Cars	53.434	53.434	0.000
3	11	University of Wolverhampton Ra	31.215	87	Fanatec Praga Team 87	22.161	3	87	Fanatec Praga Team 87	53.537	53.537	0.000
4	87	Fanatec Praga Team 87	31.376	24	Idola Motorsport	22.202	4	11	University of Wolverhampton Ra	53.550	53.646	0.096
5	4	RAW Motorsport	31.524	77	Mittel Cars	22.326	5	4	RAW Motorsport	53.680	53.789	0.109
6	24	Idola Motorsport	31.591	11	University of Wolverhampton Ra	22.335	6	24	Idola Motorsport	53.793	53.793	0.000
7	84	Idola Motorsport	31.969	84	Idola Motorsport	22.520	7	84	Idola Motorsport	54.489	54.521	0.032
8	29	Mittel Cars	32.632	29	Mittel Cars	22.895	8	29	Mittel Cars	55.527	55.527	0.000

PERFECT LAP 53.218

Praga Cup

QUALIFYING - RACE 3 - BEST SPEEDS

INTERMEDIATE 1				FINISH LINE		
POS	NO	NAME	MPH	NO	NAME	MPH
1	4	RAW Motorsport	150.4	24	Idola Motorsport	137.5
2	11	University of Wolverhampton Racing	147.8	4	RAW Motorsport	137.0
3	85	Praga Team 85	147.4	85	Praga Team 85	136.7
4	24	Idola Motorsport	147.4	77	Mittel Cars	136.1
5	77	Mittel Cars	147.1	11	University of Wolverhampton Racing	136.1
6	87	Fanatec Praga Team 87	146.8	87	Fanatec Praga Team 87	135.8
7	84	Idola Motorsport	146.5	84	Idola Motorsport	135.5
8	29	Mittel Cars	146.2	29	Mittel Cars	134.7

Praga Cup

QUALIFYING - RACE 3 - STATISTICS

Competitors Started	8
Planned Start	2022-06-04 @ 11:15:00.000
Actual Start	2022-06-04 @ 10:35:03.045
Finish Time	2022-06-04 @ 11:07:07.280
Track Length	1.6404mi.
Total Laps	137
Total Distance Covered	224.7434mi.

Session Fastest Lap History

NO	NAME	LAP TIME	TIME OF DAY	LAP	VEHICLE
29	Mittel Cars <i>C. WESEMAEL</i>	56.049	10:39:11.114	1	Praga
77	Mittel Cars <i>S. MITTELL</i>	55.713	10:39:17.084	1	Praga
29	Mittel Cars <i>C. WESEMAEL</i>	55.527	10:40:06.640	2	Praga
77	Mittel Cars <i>S. MITTELL</i>	54.329	10:40:11.413	2	Praga
77	Mittel Cars <i>C. HALL</i>	54.161	10:53:49.466	9	Praga
85	Praga Team 85 <i>J. MORTON</i>	53.785	10:59:06.787	11	Praga
11	University of Wolverhampton Racing <i>S. LEANEY</i>	53.784	10:59:24.370	13	Praga
85	Praga Team 85 <i>J. MORTON</i>	53.381	11:00:00.168	12	Praga
85	Praga Team 85 <i>J. MORTON</i>	53.283	11:01:51.230	14	Praga

Flag History

TYPE	TIME OF DAY
GREEN	10:35:03.045
RED	10:42:45.841
GREEN	10:49:04.921
FINISH	11:07:07.280

Flag Statistics

TYPE	COUNT	TOTAL LAPS	TOTAL TIME
Green	2	21	27:34.536
Red	1	0	6:19.080
Safety Car	0	0	0.000
FCY	0	0	0.000

Praga Cup

RACE 3 - GRID (60 minutes) AMENDED

ROW 4	7	55.145	24 Idola Motorsport	8	55.527	29 Mittell Cars
ROW 3	5	54.840	87 Fanatec Praga Team 87	6	55.027	84 Idola Motorsport
ROW 2	3	54.272	4 RAW Motorsport	4	54.366	85 Praga Team 85
ROW 1	1	53.881	77 Mittell Cars	2	54.089	11 University of Wolverhampton Racing
Pole						

Silverstone National: 1.6404 miles

These results are provisional until the conclusion of any judicial and technical matters.

Clerk Of Course : <i>Andy Butler</i>	Stewards :	Timekeeper : <i>Catherine Jordan</i>
---	------------	---

Results can be found at www.tsl-timing.com

Printed - 12:51 Saturday, 04 June 2022



Praga Cup

QUALIFYING - RACE 10 - COMBINED CLASSIFICATION

POS	NO	NAME		DRIVER 1		DRIVER 2		
				AVG. TIME	LAPS	BEST	LAPS	BEST
3	2	Idola Motorsport Jack FABBY - Single Driver (Avg best 3 times)	Praga	1:00.203	26			
1	4	RAW Motorsport Robert WHELDON / Ben STONE	Praga	1:00.102	15	1:00.929	11	59.275
2	87	Fanatec Praga Team 87 Geordie MUTCH / Jimmy BROADBENT	Praga	1:00.147	11	1:01.438	11	58.856
4	11	University of Wolverhampton Racing Shane KELLY / Stefano LEANEY	Praga	1:00.433	15	1:01.272	10	59.594
5	77	Mittell Cars Scott MITTELL / Charles HALL	Praga	1:00.543	10	1:00.791	16	1:00.295
6	84	Idola Motorsport Ed BRIDLE / Chris BRIDLE	Praga	1:00.865	13	1:01.836	12	59.895
7	29	Mittell Cars Christopher WESEMAEL / Dan GORE	Praga	1:01.094	13	1:02.864	12	59.324
8	24	Idola Motorsport Jem HEPWORTH / Alex FORES	Praga	1:01.729	12	1:03.574	11	59.885
9	85	Praga Team 85 Ben COLLINS / Jamie MORTON	Praga	1:02.192	14	1:04.865	8	59.520

Weather / Track : Cloudy / Wet

These results are provisional until the conclusion of any judicial and technical matters.

Silverstone National: 1.6404 miles

Date: 05/06/2022 Start: 10:28 Finish: 10:58

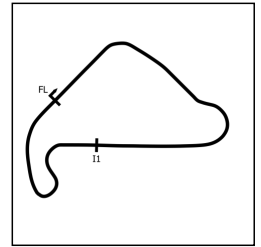
Clerk Of Course : Andy Butler

Stewards :

Timekeeper : Catherine Jordan

Praga Cup

QUALIFYING - RACE 10 - SECTOR ANALYSIS



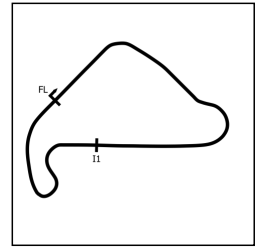
SECTOR 1 = FL to I1, SECTOR 2 = I1 to FL, DIFF = Difference To Personal Best Lap, P = Crossed Finish Line in Pit Lane, D = Time Disallowed

P1		2 CUP		Idola Motorsport		Praga -			
IDEAL LAP TIME : 59.861		BEST LAP TIME : 59.907		DIFFERENCE : 0.046					
D2: Jack FABBY									
LAP	SECTOR 1		SECTOR 2		LAP TIME	MPH	DIFF	TIME OF DAY	
1 - D2	38.902	126.6	29.859	127.2	1:08.761	85.88	8.854	10:30:38.766	
2 - D2	39.607	130.3	28.852	128.4	1:08.459	86.26	8.552	10:31:47.225	
3 - D2	38.331	137.2	28.959	124.7	1:07.290	87.76	7.383	10:32:54.515	
4 - D2	37.707	139.5	27.826	128.4	1:05.533	90.11	5.626	10:34:00.048	
5 - D2	37.260	136.1	27.868	128.7	1:05.128	90.67	5.221	10:35:05.176	
6 - D2	36.886	140.9	IN PIT		1:10.827	P 83.38	10.920	10:36:16.003	
7 - D2	OUTLAP	135.2	28.112	130.4	2:41.499	36.56	1:41.592	10:38:57.502	
8 - D2	37.979	140.1	27.526	130.2	1:05.505	90.15	5.598	10:40:03.007	
9 - D2	37.204	138.9	27.264	130.2	1:04.468	91.60	4.561	10:41:07.475	
10 - D2	36.435	140.6	27.287	128.4	1:03.722	92.67	3.815	10:42:11.197	
11 - D2	37.119	141.2	27.119	130.7	1:04.238	91.93	4.331	10:43:15.435	
12 - D2	36.144	141.8	26.764	132.3	1:02.908	93.87	3.001	10:44:18.343	
13 - D2	35.834	142.1	26.203	132.0	1:02.037	95.19	2.130	10:45:20.380	
14 - D2	36.444	140.9	26.330	131.2	1:02.774	94.07	2.867	10:46:23.154	
15 - D2	35.668	142.1	26.732	131.0	1:02.400	94.64	2.493	10:47:25.554	
16 - D2	35.626	142.1	26.268	129.2	1:01.894	95.41	1.987	10:48:27.448	
17 - D2	35.518	142.1	25.806	131.5	1:01.324	96.30	1.417	10:49:28.772	
18 - D2	35.397	143.0	26.077	131.2	1:01.474	96.06	1.567	10:50:30.246	
19 - D2	35.558	142.7	26.056	132.3	1:01.614	95.84	1.707	10:51:31.860	
20 - D2	35.574	142.4	25.849	133.6	1:01.423	96.14	1.516	10:52:33.283	
21 - D2	35.224	143.7	25.872	133.3	1:01.096	96.66	1.189	10:53:34.379	
22 - D2	38.801	119.4	26.420	133.6	1:05.221	90.54	5.314	10:54:39.600	
23 - D2	35.250	143.3	26.173	132.3	1:01.423	96.14	1.516	10:55:41.023	
24 - D2	34.980	142.7	25.444	132.5	1:00.424	(3) 97.73	0.517	10:56:41.447	
25 - D2	34.757	143.0	25.150	133.6	59.907	(1) 98.58		10:57:41.354	
26 - D2	34.711	143.0	25.569	132.5	1:00.280	(2) 97.97	0.373	10:58:41.634	

P2		4 CUP		RAW Motorsport		Praga -			
IDEAL LAP TIME : 1:04.609		BEST LAP TIME : 59.275		DIFFERENCE : -5.334					
D1: Robert WHELDON		D2: Ben STONE							
LAP	SECTOR 1		SECTOR 2		LAP TIME	MPH	DIFF	TIME OF DAY	
1 - D1	39.687	139.5	30.418	119.3	1:10.105	84.24	10.830	10:30:45.098	
2 - D1	38.538	140.1	28.562	125.2	1:07.100	88.01	7.825	10:31:52.198	
3 - D1	38.386	138.9	27.547	130.4	1:05.933	89.57	6.658	10:32:58.131	
4 - D1	37.062	144.9	27.905	129.7	1:04.967	90.90	5.692	10:34:03.098	
5 - D1				129.7	1:04.513	91.54	5.238	10:35:07.611	
6 - D1				131.0	1:03.004	93.73	3.729	10:36:10.615	
7 - D1				132.5	1:02.315	94.77	3.040	10:37:12.930	
8 - D1				132.5	1:02.197	94.95	2.922	10:38:15.127	
9 - D1				132.5	1:02.044	95.18	2.769	10:39:17.171	
10 - D1				131.0	1:04.405	91.69	5.130	10:40:21.576	
11 - D1				132.3	1:01.872	95.44	2.597	10:41:23.448	
12 - D1				130.2	1:01.487	96.04	2.212	10:42:24.935	
13 - D1				133.3	1:09.972	84.40	10.697	10:43:34.907	
14 - D1				131.0	1:00.929	96.92	1.654	10:44:35.836	
15 - D1			IN PIT		1:06.591	P 88.68	7.316	10:45:42.427	
16 - D2	OUTLAP		133.1		2:51.923	34.35	1:52.648	10:48:34.350	
17 - D2			129.7		1:01.671	95.76	2.396	10:49:36.021	
18 - D2			133.3		1:01.494	96.03	2.219	10:50:37.515	
19 - D2			132.8		1:00.363	97.83	1.088	10:51:37.878	
20 - D2			135.0		1:00.021	98.39	0.746	10:52:37.899	
21 - D2			133.6		59.890	98.60	0.615	10:53:37.789	
22 - D2			133.1		1:00.103	98.25	0.828	10:54:37.892	
23 - D2			133.9		1:00.669	97.34	1.394	10:55:38.561	
24 - D2			132.3		59.721	(2) 98.88	0.446	10:56:38.282	
25 - D2			132.0		59.741	(3) 98.85	0.466	10:57:38.023	
26 - D2			133.1		59.275	(1) 99.63		10:58:37.298	

Praga Cup

QUALIFYING - RACE 10 - SECTOR ANALYSIS



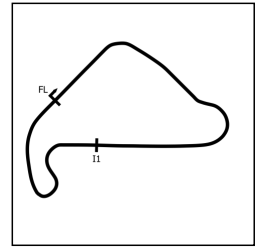
SECTOR 1 = FL to I1, SECTOR 2 = I1 to FL, DIFF = Difference To Personal Best Lap, P = Crossed Finish Line in Pit Lane, D = Time Disallowed

P3		87 CUP		Fanatec Praga Team 87		Praga -			
IDEAL LAP TIME : 58.817		BEST LAP TIME : 58.856		DIFFERENCE : 0.039					
D1: Geordie MUTCH		D2: Jimmy BROADBENT							
LAP	SECTOR 1		SECTOR 2		LAP TIME	MPH	DIFF	TIME OF DAY	
1 - D1	39.515	123.8	28.836	128.4	1:08.351	86.40	9.495	10:30:50.046	
2 - D1	38.700	135.8	27.987	131.0	1:06.687	88.55	7.831	10:31:56.733	
3 - D1	37.795	136.9	28.659	125.2	1:06.454	88.86	7.598	10:33:03.187	
4 - D1	1:14.423	24.7	IN PIT		2:36.367	P 37.76	1:37.511	10:35:39.554	
5 - D1	OUTLAP	134.2	30.352	123.8	3:33.632	27.64	2:34.776	10:39:13.186	
6 - D1	37.479	140.9	27.190	129.9	1:04.669	91.32	5.813	10:40:17.855	
7 - D1	36.079	142.7	26.945	131.7	1:03.024	93.70	4.168	10:41:20.879	
8 - D1	36.153	142.7	26.767	132.0	1:02.920	93.85	4.064	10:42:23.799	
9 - D1	35.883	144.0	25.990	133.1	1:01.873	95.44	3.017	10:43:25.672	
10 - D1	35.323	144.6	26.115	133.1	1:01.438	96.12	2.582	10:44:27.110	
11 - D1	35.615	144.0	IN PIT		1:06.353	P 89.00	7.497	10:45:33.463	
12 - D2	OUTLAP	141.8	26.028	132.3	2:45.831	35.61	1:46.975	10:48:19.294	
13 - D2	35.583	142.7	26.450	130.4	1:02.033	95.20	3.177	10:49:21.327	
14 - D2	35.823	144.0	26.620	128.7	1:02.443	94.57	3.587	10:50:23.770	
15 - D2	35.102	144.3	25.709	133.3	1:00.811	97.11	1.955	10:51:24.581	
16 - D2	34.697	144.6	25.784	130.4	1:00.481	97.64	1.625	10:52:25.062	
17 - D2	34.487	144.6	25.288	133.3	59.775	98.79	0.919	10:53:24.837	
18 - D2	34.504	144.0	25.131	133.9	59.635	99.03	0.779	10:54:24.472	
19 - D2	34.270	144.9	25.064	134.2	59.334 (3)	99.53	0.478	10:55:23.806	
20 - D2	34.094	144.9	24.817	134.7	58.911 (2)	100.24	0.055	10:56:22.717	
21 - D2	34.000	145.5	24.856	135.5	58.856 (1)	100.34		10:57:21.573	
22 - D2	36.277	145.5	IN PIT		1:17.291	P 76.40	18.435	10:58:38.864	

P4		11 CUP		University of Wolverhampton Racing		Praga -			
IDEAL LAP TIME : 59.549		BEST LAP TIME : 59.594		DIFFERENCE : 0.045					
D1: Shane KELLY		D2: Stefano LEANEY							
LAP	SECTOR 1		SECTOR 2		LAP TIME	MPH	DIFF	TIME OF DAY	
1 - D1	37.341	129.0	28.083	127.4	1:05.424	90.26	5.830	10:31:15.003	
2 - D1	36.906	137.5	28.292	128.9	1:05.198	90.58	5.604	10:32:20.201	
3 - D1	37.615	136.1	27.514	130.7	1:05.129	90.67	5.535	10:33:25.330	
4 - D1	36.709	139.8	27.540	129.4	1:04.249	91.91	4.655	10:34:29.579	
5 - D1	36.243	137.2	26.784	131.7	1:03.027	93.70	3.433	10:35:32.606	
6 - D1	35.703	143.7	26.617	131.5	1:02.320	94.76	2.726	10:36:34.926	
7 - D1	35.644	143.7	26.138	133.1	1:01.782	95.58	2.188	10:37:36.708	
8 - D1	42.048	139.5	26.730	132.3	1:08.778	85.86	9.184	10:38:45.486	
9 - D1	35.943	143.7	26.962	131.7	1:02.905	93.88	3.311	10:39:48.391	
10 - D1	35.663	143.7	26.638	131.2	1:02.301	94.79	2.707	10:40:50.692	
11 - D1	35.696	144.0	27.053	129.7	1:02.749	94.11	3.155	10:41:53.441	
12 - D1	35.322	144.3	27.073	131.2	1:02.395	94.64	2.801	10:42:55.836	
13 - D1	35.237	144.9	26.566	131.2	1:01.803	95.55	2.209	10:43:57.639	
14 - D1	35.209	144.6	26.063	132.5	1:01.272	96.38	1.678	10:44:58.911	
15 - D1	35.467	143.7	IN PIT		1:06.139	P 89.29	6.545	10:46:05.050	
16 - D2	OUTLAP	142.1	54.322	101.1	3:20.280	29.48	2:20.686	10:49:25.330	
17 - D2	36.861	142.1	26.855	126.4	1:03.716	92.68	4.122	10:50:29.046	
18 - D2	35.474	142.1	26.425	132.8	1:01.899	95.40	2.305	10:51:30.945	
19 - D2	34.769	144.0	26.470	133.1	1:01.239	96.43	1.645	10:52:32.184	
20 - D2	35.309	143.7	25.799	133.3	1:01.108	96.64	1.514	10:53:33.292	
21 - D2	34.771	144.3	26.067	129.4	1:00.838	97.07	1.244	10:54:34.130	
22 - D2	34.934	143.3	25.286	133.9	1:00.220	98.06	0.626	10:55:34.350	
23 - D2	34.683	143.7	25.236	134.2	59.919 (3)	98.56	0.325	10:56:34.269	
24 - D2	34.460	144.9	25.444	132.8	59.904 (2)	98.58	0.310	10:57:34.173	
25 - D2	34.505	144.0	25.089	133.6	59.594 (1)	99.09		10:58:33.767	

Praga Cup

QUALIFYING - RACE 10 - SECTOR ANALYSIS



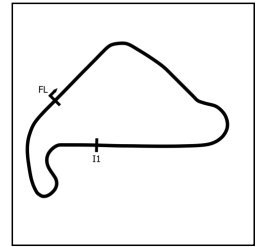
SECTOR 1 = FL to I1, SECTOR 2 = I1 to FL, DIFF = Difference To Personal Best Lap, P = Crossed Finish Line in Pit Lane, D = Time Disallowed

P5 77 CUP Mittell Cars					Praga -			
IDEAL LAP TIME : 59.959		BEST LAP TIME : 1:00.295			DIFFERENCE : 0.336			
D1: Scott MITTELL		D2: Charles HALL						
LAP	SECTOR 1		SECTOR 2		LAP TIME	MPH	DIFF	TIME OF DAY
1 - D1	37.361	133.1	28.243	128.1	1:05.604	90.01	5.309	10:30:34.153
2 - D1	36.852	140.9	27.651	130.4	1:04.503	91.55	4.208	10:31:38.656
3 - D1	36.370	143.0	27.036	131.2	1:03.406	93.14	3.111	10:32:42.062
4 - D1	35.914	142.1	26.463	132.5	1:02.377	94.67	2.082	10:33:44.439
5 - D1	35.802	136.9	26.715	131.7	1:02.517	94.46	2.222	10:34:46.956
6 - D1	35.337	142.4	26.951	130.4	1:02.288	94.81	1.993	10:35:49.244
7 - D1	35.025	144.0	25.847	132.5	1:00.872	97.01	0.577	10:36:50.116
8 - D1	34.974	144.0	29.980	118.4	1:14.954	78.79	14.659	10:38:05.070
9 - D1	35.327	144.9	25.464	133.3	1:00.791	97.14	0.496	10:39:05.861
10 - D1	34.977	144.9	IN PIT		1:06.568	P 88.71	6.273	10:40:12.429
11 - D2	OUTLAP	142.1	27.313	127.2	2:38.076	37.35	1:37.781	10:42:50.505
12 - D2	35.830	141.2	27.278	131.5	1:03.108	93.58	2.813	10:43:53.613
13 - D2	35.376	140.6	26.933	131.7	1:02.309	94.78	2.014	10:44:55.922
14 - D2	35.395	143.3	26.613	133.1	1:02.008	95.24	1.713	10:45:57.930
15 - D2	35.463	142.4	27.069	133.1	1:02.532	94.44	2.237	10:47:00.462
16 - D2	35.457	145.5	26.846	133.9	1:02.303	94.78	2.008	10:48:02.765
17 - D2	36.216	143.0	27.166	132.0	1:03.382	93.17	3.087	10:49:06.147
18 - D2	34.854	146.2	26.783	129.7	1:01.637	95.81	1.342	10:50:07.784
19 - D2	35.139	145.2	26.602	133.6	1:01.741	95.65	1.446	10:51:09.525
20 - D2	34.703	145.2	26.446	133.9	1:01.149	96.57	0.854	10:52:10.674
21 - D2	34.731	144.9	26.450	133.3	1:01.181	96.52	0.886	10:53:11.855
22 - D2	34.691	145.5	25.807	134.2	1:00.498	(2) 97.61	0.203	10:54:12.353
23 - D2	34.587	145.2	26.075	133.9	1:00.662	(3) 97.35	0.367	10:55:13.015
24 - D2	34.495	145.2	25.800	134.2	1:00.295	(1) 97.94		10:56:13.310
25 - D2	34.625	144.6	26.513	132.8	1:01.138	96.59	0.843	10:57:14.448
26 - D2	34.673	144.9	26.606	123.8	1:01.279	96.37	0.984	10:58:15.727

P6 84 CUP Idola Motorsport					Praga -			
IDEAL LAP TIME : 59.891		BEST LAP TIME : 59.895			DIFFERENCE : 0.004			
D1: Ed BRIDLE		D2: Chris BRIDLE						
LAP	SECTOR 1		SECTOR 2		LAP TIME	MPH	DIFF	TIME OF DAY
1 - D1	40.195	119.1	28.662	125.0	1:08.857	85.76	8.962	10:30:45.392
2 - D1	39.279	125.2	28.561	125.5	1:07.840	87.05	7.945	10:31:53.232
3 - D1	38.310	130.0	27.906	129.2	1:06.216	89.18	6.321	10:32:59.448
4 - D1	37.024	139.2	27.477	128.4	1:04.501	91.55	4.606	10:34:03.949
5 - D1	37.451	121.7	27.951	128.7	1:05.402	90.29	5.507	10:35:09.351
6 - D1	36.946	142.7	27.478	131.2	1:04.424	91.66	4.529	10:36:13.775
7 - D1	36.242	141.8	26.735	131.2	1:02.977	93.77	3.082	10:37:16.752
8 - D1	36.005	142.4	26.939	131.7	1:02.944	93.82	3.049	10:38:19.696
9 - D1	36.045	142.1	26.352	131.7	1:02.397	94.64	2.502	10:39:22.093
10 - D1	35.906	142.7	26.556	131.0	1:02.462	94.54	2.567	10:40:24.555
11 - D1	35.913	142.1	26.214	131.5	1:02.127	95.05	2.232	10:41:26.682
12 - D1	35.646	142.7	26.190	130.7	1:01.836	95.50	1.941	10:42:28.518
13 - D1	35.944	142.4	IN PIT		1:08.034	P 86.80	8.139	10:43:36.552
14 - D2	OUTLAP	116.7	28.648	123.6	3:25.860	28.68	2:25.965	10:47:02.412
15 - D2	38.013	140.6	26.820	128.9	1:04.833	91.09	4.938	10:48:07.245
16 - D2	36.294	141.5	26.860	129.9	1:03.154	93.51	3.259	10:49:10.399
17 - D2	36.345	141.8	26.832	129.4	1:03.177	93.47	3.282	10:50:13.576
18 - D2	35.564	142.7	26.125	131.0	1:01.689	95.73	1.794	10:51:15.265
19 - D2	35.481	142.7	26.098	129.7	1:01.579	95.90	1.684	10:52:16.844
20 - D2	36.105	142.1	25.883	132.3	1:01.988	95.27	2.093	10:53:18.832
21 - D2	35.382	142.1	25.718	131.5	1:01.100	96.65	1.205	10:54:19.932
22 - D2	35.377	143.0	25.038	132.8	1:00.415	(3) 97.75	0.520	10:55:20.347
23 - D2	34.920	143.0	25.173	133.1	1:00.093	(2) 98.27	0.198	10:56:20.440
24 - D2	35.283	142.7	25.518	132.5	1:00.801	97.13	0.906	10:57:21.241
25 - D2	34.924	143.0	24.971	132.3	59.895	(1) 98.60		10:58:21.136

Praga Cup

QUALIFYING - RACE 10 - SECTOR ANALYSIS



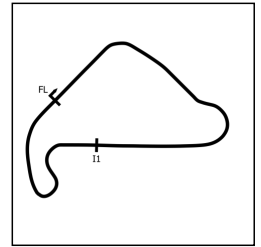
SECTOR 1 = FL to I1, SECTOR 2 = I1 to FL, DIFF = Difference To Personal Best Lap, P = Crossed Finish Line in Pit Lane, D = Time Disallowed

P7 29 CUP Mittell Cars					Praga -			
IDEAL LAP TIME : 59.249		BEST LAP TIME : 59.324		DIFFERENCE : 0.075				
D1: Christopher WESEMAEL		D2: Dan GORE						
LAP	SECTOR 1		SECTOR 2		LAP TIME	MPH	DIFF	TIME OF DAY
1 - D1	40.286	122.9	30.632	111.0	1:10.918	83.27	11.594	10:30:34.745
2 - D1	39.287	130.3	28.194	123.6	1:07.481	87.51	8.157	10:31:42.226
3 - D1	38.544	133.4	28.916	123.1	1:07.460	87.54	8.136	10:32:49.686
4 - D1	38.145	134.7	27.593	125.7	1:05.738	89.83	6.414	10:33:55.424
5 - D1	37.158	132.8	27.787	125.9	1:04.945	90.93	5.621	10:35:00.369
6 - D1	37.149	137.2	27.201	126.2	1:04.350	91.77	5.026	10:36:04.719
7 - D1	36.799	137.5	26.855	126.2	1:03.654	92.77	4.330	10:37:08.373
8 - D1	36.773	137.7	26.938	126.9	1:03.711	92.69	4.387	10:38:12.084
9 - D1	36.612	137.2	26.758	126.9	1:03.370	93.19	4.046	10:39:15.454
10 - D1	36.300	138.0	26.789	127.2	1:03.089	93.60	3.765	10:40:18.543
11 - D1	36.161	139.2	26.931	126.7	1:03.092	93.60	3.768	10:41:21.635
12 - D1	36.105	139.2	26.759	126.7	1:02.864	93.94	3.540	10:42:24.499
13 - D1	37.379	136.1	IN PIT		1:09.410	P 85.08	10.086	10:43:33.909
14 - D2	OUTLAP	137.2	27.226	126.7	2:55.245	33.69	1:55.921	10:46:29.154
15 - D2	36.096	141.8	26.053	131.5	1:02.149	95.02	2.825	10:47:31.303
16 - D2	35.389	143.3	26.014	131.5	1:01.403	96.17	2.079	10:48:32.706
17 - D2	35.316	143.7	1:14.885	106.2	1:50.201	53.58	50.877	10:50:22.907
18 - D2	37.352	143.3	26.999	132.8	1:04.351	91.77	5.027	10:51:27.258
19 - D2	34.725	144.0	25.600	133.9	1:00.325	97.89	1.001	10:52:27.583
20 - D2	34.552	144.6	25.501	133.9	1:00.053	98.34	0.729	10:53:27.636
21 - D2	34.592	144.3	25.567	132.5	1:00.159	98.16	0.835	10:54:27.795
22 - D2	34.580	144.0	25.464	132.8	1:00.044	(3) 98.35	0.720	10:55:27.839
23 - D2	38.145	141.5	26.020	133.6	1:04.165	92.03	4.841	10:56:32.004
24 - D2	34.256	144.6	25.068	133.3	59.324	(1) 99.54		10:57:31.328
25 - D2	34.333	143.7	24.993	133.3	59.326	(2) 99.54	0.002	10:58:30.654

P8 24 CUP Idola Motorsport					Praga -			
IDEAL LAP TIME : 59.611		BEST LAP TIME : 59.885		DIFFERENCE : 0.274				
D1: Jem HEPWORTH		D2: Alex FORES						
LAP	SECTOR 1		SECTOR 2		LAP TIME	MPH	DIFF	TIME OF DAY
1 - D1	43.214	116.9	30.515	119.1	1:13.729	80.09	13.844	10:31:50.765
2 - D1	42.382	125.2	30.791	117.2	1:13.173	80.70	13.288	10:33:03.938
3 - D1	39.994	130.5	28.778	123.3	1:08.772	85.87	8.887	10:34:12.710
4 - D1	38.768	129.0	29.561	125.7	1:08.329	86.42	8.444	10:35:21.039
5 - D1	38.775	137.5	28.465	129.2	1:07.240	87.82	7.355	10:36:28.279
6 - D1	37.742	140.6	28.266	129.9	1:06.008	89.46	6.123	10:37:34.287
7 - D1	37.167	140.6	27.976	130.7	1:05.143	90.65	5.258	10:38:39.430
8 - D1	36.880	141.8	27.669	131.0	1:04.549	91.49	4.664	10:39:43.979
9 - D1	36.549	141.8	27.268	131.5	1:03.817	92.54	3.932	10:40:47.796
10 - D1	36.356	141.8	27.218	131.2	1:03.574	92.89	3.689	10:41:51.370
11 - D1	36.419	142.1	28.013	117.8	1:04.432	91.65	4.547	10:42:55.802
12 - D1	40.665	135.8	IN PIT		1:13.689	P 80.14	13.804	10:44:09.491
13 - D2	OUTLAP	140.6	28.329	126.4	3:52.751	25.37	2:52.866	10:48:02.242
14 - D2	36.837	131.3	27.786	128.1	1:04.623	91.38	4.738	10:49:06.865
15 - D2	35.741	139.8	27.036	128.4	1:02.777	94.07	2.892	10:50:09.642
16 - D2	35.845	139.5	26.825	129.4	1:02.670	94.23	2.785	10:51:12.312
17 - D2	35.880	142.4	26.274	132.3	1:02.154	95.01	2.269	10:52:14.466
18 - D2	34.874	142.4	25.720	133.1	1:00.594	97.46	0.709	10:53:15.060
19 - D2	34.601	143.0	25.447	132.8	1:00.048	98.34	0.163	10:54:15.108
20 - D2	34.352	143.0	25.629	131.7	59.981	(3) 98.45	0.096	10:55:15.089
21 - D2	34.351	143.7	25.534	132.3	59.885	(1) 98.61		10:56:14.974
22 - D2	34.164	143.3	25.751	133.9	59.915	(2) 98.56	0.030	10:57:14.889
23 - D2	34.834	142.7	25.613	131.2	1:00.447	97.69	0.562	10:58:15.336

Praga Cup

QUALIFYING - RACE 10 - SECTOR ANALYSIS



SECTOR 1 = FL to I1, SECTOR 2 = I1 to FL, DIFF = Difference To Personal Best Lap, P = Crossed Finish Line in Pit Lane, D = Time Disallowed

P9		85 CUP		Praga Team 85		Praga -			
IDEAL LAP TIME : 59.274		BEST LAP TIME : 59.520		DIFFERENCE : 0.246					
D1: Ben COLLINS		D2: Jamie MORTON							
LAP	SECTOR 1		SECTOR 2		LAP TIME	MPH	DIFF	TIME OF DAY	
1 - D1	41.877	119.6	31.939	114.9	1:13.816	80.00	14.296	10:31:05.778	
2 - D1	41.321	131.3	31.781	117.4	1:13.102	80.78	13.582	10:32:18.880	
3 - D1	41.910	130.0	31.055	122.2	1:12.965	80.93	13.445	10:33:31.845	
4 - D1	39.595	137.5	30.244	123.3	1:09.839	84.56	10.319	10:34:41.684	
5 - D1	38.672	141.8	29.860	123.8	1:08.532	86.17	9.012	10:35:50.216	
6 - D1	39.462	142.1	29.190	126.9	1:08.652	86.02	9.132	10:36:58.868	
7 - D1	38.679	141.8	IN PIT		1:14.190	P 79.60	14.670	10:38:13.058	
8 - D1	OUTLAP	140.9	29.197	125.2	3:19.822	29.55	2:20.302	10:41:32.880	
9 - D1	37.983	142.1	28.544	130.2	1:06.527	88.77	7.007	10:42:39.407	
10 - D1	37.011	143.0	27.854	131.5	1:04.865	91.04	5.345	10:43:44.272	
11 - D1	37.624	143.0	27.725	131.2	1:05.349	90.37	5.829	10:44:49.621	
12 - D1	37.616	143.3	28.023	131.0	1:05.639	89.97	6.119	10:45:55.260	
13 - D1	37.813	141.8	28.432	132.8	1:06.245	89.14	6.725	10:47:01.505	
14 - D1	37.201	144.0	IN PIT		1:10.490	P 83.78	10.970	10:48:11.995	
15 - D2	OUTLAP	138.3	27.176	128.9	2:59.983	32.81	2:00.463	10:51:11.978	
16 - D2	37.359	140.3	27.114	133.1	1:04.473	91.59	4.953	10:52:16.451	
17 - D2	35.677	143.7	26.189	133.9	1:01.866	95.45	2.346	10:53:18.317	
18 - D2	34.929	143.7	25.692	133.1	1:00.621	97.41	1.101	10:54:18.938	
19 - D2	34.591	143.7	25.120	133.3	59.711	98.90	0.191	10:55:18.649	
20 - D2	34.583	143.7	24.967	133.1	59.550 (3)	99.17	0.030	10:56:18.199	
21 - D2	34.555	144.3	24.968	133.6	59.523 (2)	99.21	0.003	10:57:17.722	
22 - D2	34.307	144.3	25.213	132.5	59.520 (1)	99.22		10:58:17.242	

Praga Cup

QUALIFYING - RACE 10 - BEST SECTORS

SECTOR 1			SECTOR 2			IDEAL / BEST COMPARISON						
POS	NO	NAME	TIME	NO	NAME	TIME	POS	NO	NAME	IDEAL	BEST	DIFF
1	87	Fanatec Praga Team 87	34.000	87	Fanatec Praga Team 87	24.817	1	87	Fanatec Praga Team 87	58.817	58.856	0.039
2	24	Idola Motorsport	34.164	85	Praga Team 85	24.967	2	29	Mittell Cars	59.249	59.324	0.075
3	29	Mittell Cars	34.256	84	Idola Motorsport	24.971	3	85	Praga Team 85	59.274	59.520	0.246
4	85	Praga Team 85	34.307	29	Mittell Cars	24.993	4	11	University of Wolverha	59.549	59.594	0.045
5	11	University of Wolverhampton Ra	34.460	11	University of Wolverhampton Ra	25.089	5	24	Idola Motorsport	59.611	59.885	0.274
6	77	Mittell Cars	34.495	2	Idola Motorsport	25.150	6	2	Idola Motorsport	59.861	59.907	0.046
7	2	Idola Motorsport	34.711	24	Idola Motorsport	25.447	7	84	Idola Motorsport	59.891	59.895	0.004
8	84	Idola Motorsport	34.920	77	Mittell Cars	25.464	8	77	Mittell Cars	59.959	1:00.295	0.336
9	4	RAW Motorsport	37.062	4	RAW Motorsport	27.547	9	4	RAW Motorsport	1:04.609	59.275	-5.334

PERFECT LAP 58.817

Praga Cup

QUALIFYING - RACE 10 - BEST SPEEDS

INTERMEDIATE 1				FINISH LINE		
POS	NO	NAME	MPH	NO	NAME	MPH
1	77	Mittell Cars	146.2	87	Fanatec Praga Team 87	135.5
2	87	Fanatec Praga Team 87	145.5	4	RAW Motorsport	135.0
3	4	RAW Motorsport	144.9	11	University of Wolverhampton Racing	134.2
4	11	University of Wolverhampton Racing	144.9	77	Mittell Cars	134.2
5	29	Mittell Cars	144.6	29	Mittell Cars	133.9
6	85	Praga Team 85	144.3	24	Idola Motorsport	133.9
7	2	Idola Motorsport	143.7	85	Praga Team 85	133.9
8	24	Idola Motorsport	143.7	2	Idola Motorsport	133.6
9	84	Idola Motorsport	143.0	84	Idola Motorsport	133.1

Praga Cup

QUALIFYING - RACE 10 - STATISTICS

Competitors Started	9
Planned Start	2022-06-05 @ 10:00:00.000
Actual Start	2022-06-05 @ 10:28:01.928
Finish Time	2022-06-05 @ 10:58:03.691
Track Length	1.6404mi.
Total Laps	220
Total Distance Covered	360.9019mi.

Session Fastest Lap History

NO	NAME	LAP TIME	TIME OF DAY	LAP	VEHICLE
77	Mittell Cars <i>S. MITTELL</i>	1:05.604	10:30:34.147	1	Praga
11	University of Wolverhampton Racing <i>S. KELLY</i>	1:05.424	10:31:14.997	1	Praga
77	Mittell Cars <i>S. MITTELL</i>	1:04.503	10:31:38.649	2	Praga
77	Mittell Cars <i>S. MITTELL</i>	1:03.406	10:32:42.055	3	Praga
77	Mittell Cars <i>S. MITTELL</i>	1:02.377	10:33:44.432	4	Praga
77	Mittell Cars <i>S. MITTELL</i>	1:02.288	10:35:49.238	6	Praga
77	Mittell Cars <i>S. MITTELL</i>	1:00.872	10:36:50.109	7	Praga
77	Mittell Cars <i>S. MITTELL</i>	1:00.791	10:39:05.855	9	Praga
4	RAW Motorsport <i>B. STONE</i>	1:00.363	10:51:37.901	19	Praga
29	Mittell Cars <i>D. GORE</i>	1:00.325	10:52:27.575	19	Praga
4	RAW Motorsport <i>B. STONE</i>	1:00.021	10:52:37.922	20	Praga
87	Fanatec Praga Team 87 <i>J. BROADBENT</i>	59.775	10:53:24.831	17	Praga
87	Fanatec Praga Team 87 <i>J. BROADBENT</i>	59.635	10:54:24.465	18	Praga
87	Fanatec Praga Team 87 <i>J. BROADBENT</i>	59.334	10:55:23.800	19	Praga
87	Fanatec Praga Team 87 <i>J. BROADBENT</i>	58.911	10:56:22.711	20	Praga
87	Fanatec Praga Team 87 <i>J. BROADBENT</i>	58.856	10:57:21.567	21	Praga

Flag History


TYPE	TIME OF DAY
GREEN	10:28:01.928
FINISH	10:58:03.691

Flag Statistics

TYPE	COUNT	TOTAL LAPS	TOTAL TIME
Green	1	26	30:46.103
Red	0	0	0.000
Safety Car	0	0	0.000
FCY	0	0	0.000

Praga Cup

RACE 10 - GRID (60 minutes)

ROW 5	9	59.520	85 Praga Team 85	
ROW 4	7	59.324	29 Mittell Cars	8 24 Idola Motorsport
ROW 3	5	1:00.295	77 Mittell Cars	6 84 Idola Motorsport
ROW 2	3	1:00.203	2 Idola Motorsport	4 11 University of Wolverhampton Racing
ROW 1	1	59.275	4 RAW Motorsport	2 87 Fanatec Praga Team 87
Pole				
				

Silverstone National: 1.6404 miles

These results are provisional until the conclusion of any judicial and technical matters.

Clerk Of Course :

Andy Butler

Stewards :

Timekeeper :

Catherine

Jordan

Results can be found at www.tsl-timing.com

Printed - 11:10 Sunday, 05 June 2022



Praga Cup

RACE 3 - CLASSIFICATION

POS	NO	TEAM / DRIVERS	CAR / ENTRY	LAPS	TIME	GAP	DIFF	MPH	BEST	ON
1	11	University of Wolverhampton Racing Shane KELLY / Stefano LEANEY	Praga	63	1:00:22.246			102.71	53.537	58
2	29 *	Mittell Cars Christopher WESEMAEL / Dan GORE	Praga	63	1:00:37.816	15.570	15.570	102.27	53.226	29
3	4	RAW Motorsport Robert WHELDON / Matt BELL	Praga	63	1:00:59.927	37.681	22.111	101.65	53.627	7
4	85	Praga Team 85 Ben COLLINS / Jamie MORTON	Praga	63	1:01:04.017	41.771	4.090	101.54	53.266	30
5	84	Idola Motorsport Ed BRIDLE / Chris BRIDLE	Praga	62	1:00:38.336	1 Lap	1 Lap	100.63	54.109	58
6	87	Fanatec Praga Team 87 Geordie MUTCH / Jimmy BROADBENT	Praga	40	37:49.605	23 Laps	22 Laps	104.08	52.884	23
NOT CLASSIFIED										
NC	24	Idola Motorsport Alex FORES / Jem HEPWORTH	Praga	3	13:17.462	60 Laps	37 Laps	22.21		
NC	77	Mittell Cars Scott MITTELL / Charles HALL	Praga	2	1:52.921	61 Laps	1 Lap	104.59	56.166	2
FASTEST LAP										
	87	Fanatec Praga Team 87 Geordie MUTCH / Jimmy BROADBENT	Praga	23	52.884			111.67 mph		179.71 kph

*Car 29 - 14 second time penalty, speeding in the pit lane.

Weather / Track : Cloudy / Dry

These results are provisional until the conclusion of any judicial and technical matters.

Race Distance: 63 Laps / 103.34 miles
Silverstone National: 1.6404 miles
Date: 04/06/2022 Start: 14:07 Finish: 15:07

Clerk Of Course : Andy Butler

Stewards :

Timekeeper : Catherine Jordan

Results can be found at www.tsl-timing.com

Printed - 15:09 Saturday, 04 June 2022



Praga Cup

RACE 3 - LAP CHART

LAP 1 @ 14:08:15.834			LAP 2 @ 14:09:12.000			LAP 3 @ 14:10:06.578			LAP 4 @ 14:11:00.421			LAP 5 @ 14:11:54.411		
NO	BEHIND	LAP TIME	NO	BEHIND	LAP TIME	NO	BEHIND	LAP TIME	NO	BEHIND	LAP TIME	NO	BEHIND	LAP TIME
77		56.755	77		56.166	4		54.429	4		53.843	4		53.990
11	0.311	57.066	4	0.149	55.787	87	0.466	54.415	87	0.469	53.846	87	0.369	53.890
4	0.528	57.283	87	0.629	55.683	85	1.507	55.315	85	1.961	54.297	85	1.877	53.906
85	0.777	57.532	85	0.770	56.159	29	2.886	56.154	29	3.460	54.417	29	3.814	54.344
87	1.112	57.867	11	1.032	56.887	11	3.286	56.832	11	4.261	54.818	11	5.085	54.814
29	1.395	58.150	29	1.310	56.081	84	5.308	56.452	84	6.989	55.524	84	8.809	55.810
84	2.558	59.313	84	3.434	57.042									
24	10.397	1:07.152	24	37.817	1:23.586 P									

Praga Cup

RACE 3 - LAP CHART

LAP 6 @ 14:12:48.084			LAP 7 @ 14:13:41.711			LAP 8 @ 14:14:35.501			LAP 9 @ 14:15:29.760			LAP 10 @ 14:16:23.704		
NO	BEHIND	LAP TIME	NO	BEHIND	LAP TIME	NO	BEHIND	LAP TIME	NO	BEHIND	LAP TIME	NO	BEHIND	LAP TIME
4		53.673	4		53.627	4		53.790	4		54.259	4		53.944
87	0.389	53.693	87	0.440	53.678	87	0.375	53.725	87	0.219	54.103	87	0.146	53.871
85	2.008	53.804	85	2.118	53.737	85	2.082	53.754	85	1.719	53.896	85	1.569	53.794
29	3.988	53.847	29	4.235	53.874	29	4.006	53.561	29	3.423	53.676	29	6.446	56.967
11	5.813	54.401	11	6.826	54.640	11	7.665	54.629	11	8.034	54.628	11	8.604	54.514
84	11.517	56.381	84	12.847	54.957	84	14.107	55.050	84	15.094	55.246	84	16.186	55.036

Praga Cup

RACE 3 - LAP CHART

LAP 11 @ 14:17:17.578			LAP 12 @ 14:18:11.832			LAP 13 @ 14:19:05.358			LAP 14 @ 14:19:58.518			LAP 15 @ 14:20:51.688		
NO	BEHIND	LAP TIME	NO	BEHIND	LAP TIME	NO	BEHIND	LAP TIME	NO	BEHIND	LAP TIME	NO	BEHIND	LAP TIME
4		53.874	87		53.908	87		53.526	87		53.160	87		53.170
87	0.346	54.074	4	0.050	54.304	4	0.852	54.328	4	1.499	53.807	4	2.196	53.867
85	1.374	53.679	85	0.734	53.614	85	1.368	54.160	85	2.197	53.989	85	2.739	53.712
29	6.400	53.828	29	5.666	53.520	29	5.495	53.355	29	5.776	53.441	29	6.035	53.429
11	9.279	54.549	11	9.457	54.432	11	10.165	54.234	11	11.240	54.235	11	12.470	54.400
84	17.205	54.893	84	17.971	55.020	84	19.488	55.043	84	21.158	54.830	84	22.636	54.648
									24	11 Laps	10:46.724 P			

Praga Cup

RACE 3 - LAP CHART

LAP 16 @ 14:21:44.833			LAP 17 @ 14:22:37.904			LAP 18 @ 14:23:30.946			LAP 19 @ 14:24:23.987			LAP 20 @ 14:25:17.013		
NO	BEHIND	LAP TIME	NO	BEHIND	LAP TIME	NO	BEHIND	LAP TIME	NO	BEHIND	LAP TIME	NO	BEHIND	LAP TIME
87		53.145	87		53.071	87		53.042	87		53.041	87		53.026
4	3.178	54.127	4	4.169	54.062	4	5.018	53.891	4	5.731	53.754	4	6.661	53.956
85	3.594	54.000	85	4.656	54.133	85	5.517	53.903	85	6.237	53.761	85	6.912	53.701
29	6.522	53.632	29	7.581	54.130	29	8.176	53.637	29	8.658	53.523	29	8.880	53.248
11	13.502	54.177	11	14.897	54.466	11	16.589	54.734	11	17.558	54.010	11	18.612	54.080
84	24.669	55.178	84	26.549	54.951	84	28.275	54.768	84	29.993	54.759	84	31.660	54.693

Praga Cup

RACE 3 - LAP CHART

LAP 21 @ 14:26:09.900			LAP 22 @ 14:27:02.862			LAP 23 @ 14:27:55.746			LAP 24 @ 14:28:48.979			LAP 25 @ 14:29:41.967		
NO	BEHIND	LAP TIME	NO	BEHIND	LAP TIME	NO	BEHIND	LAP TIME	NO	BEHIND	LAP TIME	NO	BEHIND	LAP TIME
87		52.887	87		52.962	87		52.884	87		53.233	87		52.988
4	7.632	53.858	4	8.873	54.203	85	10.040	53.934	85	10.499	53.692	85	10.974	53.463
85	7.862	53.837	85	8.990	54.090	4	10.635	54.646	4	11.408	54.006	4	12.655	54.235
29	9.295	53.302	29	9.678	53.345	29	10.949	54.155	29	11.758	54.042	29	13.006	54.236
11	19.930	54.205	11	21.216	54.248	11	22.688	54.356	11	23.585	54.130	11	24.516	53.919
84	33.361	54.588	84	35.188	54.789	84	37.327	55.023	84	39.042	54.948	84	40.539	54.485

Praga Cup

RACE 3 - LAP CHART

LAP 26 @ 14:30:35.097			LAP 27 @ 14:31:28.245			LAP 28 @ 14:32:21.427			LAP 29 @ 14:33:14.503			LAP 30 @ 14:34:07.611		
NO	BEHIND	LAP TIME	NO	BEHIND	LAP TIME	NO	BEHIND	LAP TIME	NO	BEHIND	LAP TIME	NO	BEHIND	LAP TIME
87		53.130	87		53.148	87		53.182	87		53.076	87		53.108
85	11.555	53.711	85	12.045	53.638	85	12.161	53.298	85	12.519	53.434	85	12.677	53.266
4	13.631	54.106	29	15.086	54.256	29	15.339	53.435	29	15.489	53.226	29	15.844	53.463
29	13.978	54.102	4	15.431	54.948	4	16.859	54.610	4	22.024	58.241 P	11	30.248	54.645
11	25.512	54.126	11	26.415	54.051	11	27.714	54.481	11	28.711	54.073			
84	42.135	54.726	84	43.816	54.829	84	45.670	55.036	84	49.434	56.840 P			

Praga Cup

RACE 3 - LAP CHART

LAP 31 @ 14:35:00.759			LAP 32 @ 14:35:53.781			LAP 33 @ 14:36:46.868			LAP 34 @ 14:37:40.200			LAP 35 @ 14:38:33.238		
NO	BEHIND	LAP TIME	NO	BEHIND	LAP TIME	NO	BEHIND	LAP TIME	NO	BEHIND	LAP TIME	NO	BEHIND	LAP TIME
87		53.148	87		53.022	87		53.087	87		53.332	87		53.038
85	12.863	53.334	85	13.255	53.414	4	3 Laps	3:22.704	85	14.439	54.186	29	17.846	53.854
29	16.348	53.652	29	16.665	53.339	85	13.585	53.417	4	3 Laps	56.344	4	3 Laps	56.061
11	31.396	54.296	11	37.180	58.806 P	29	16.984	53.406	29	17.030	53.378	85	18.616	57.215 P
						84	3 Laps	3:06.251	84	3 Laps	56.342	84	3 Laps	55.639

Praga Cup

RACE 3 - LAP CHART

LAP 36 @ 14:39:26.177			LAP 37 @ 14:40:19.214			LAP 38 @ 14:41:17.221			LAP 39 @ 14:44:12.351			LAP 40 @ 14:45:08.684		
NO	BEHIND	LAP TIME	NO	BEHIND	LAP TIME	NO	BEHIND	LAP TIME	NO	BEHIND	LAP TIME	NO	BEHIND	LAP TIME
87		52.939	87		53.037	87		58.007 P	87		2:55.130	87		56.333
11	3 Laps	3:01.422	11	3 Laps	54.738	11	3 Laps	54.218	4	1 Lap	54.834	4	1 Lap	54.382
29	18.756	53.849	29	22.441	56.722 P	4	3 Laps	55.133	85	21.232	55.347	85	20.099	55.200
4	3 Laps	55.002	4	3 Laps	55.142	85	2 Laps	2:55.597	84	1 Lap	55.329	84	1 Lap	55.275
84	3 Laps	55.402	84	3 Laps	54.999	84	3 Laps	55.415	29	41.998	54.912	29	40.303	54.638
						11	2 Laps	54.386	11	46.186	54.098	11	43.824	53.971
						4	2 Laps	54.872				4	1:02.107	55.147
						85	1 Lap	55.673						
						84	2 Laps	55.402						
						11	1 Lap	54.386						
						4	1 Lap	54.643						
						85	2:21.015	55.112						
						84	1 Lap	55.128						
						29	2:42.216	3:17.782						
						11	2:47.218	54.328						

Praga Cup

RACE 3 - LAP CHART

LAP 41 @ 14:46:24.082			LAP 42 @ 14:47:20.261			LAP 43 @ 14:48:18.921			LAP 44 @ 14:49:50.633			LAP 45 @ 14:51:27.847		
NO	BEHIND	LAP TIME	NO	BEHIND	LAP TIME	NO	BEHIND	LAP TIME	NO	BEHIND	LAP TIME	NO	BEHIND	LAP TIME
85		55.299	85		56.179	85		58.660	85		1:31.712	85		1:37.214
84	1 Lap	55.940	84	1 Lap	56.093	84	1 Lap	59.766	84	1 Lap	1:30.517	84	1 Lap	1:37.174
29	19.428	54.523	29	20.026	56.777	29	30.590	1:09.224	29	4.050	1:05.172	29	1.244	1:34.408
11	22.755	54.329	11	21.672	55.096	11	32.285	1:09.273	11	4.852	1:04.279	11	1.727	1:34.089
4	41.669	54.960	4	40.869	55.379	4	37.285	55.076	4	6.252	1:00.679	4	2.091	1:33.053
												SC	44 Laps	1:58.163 P

Praga Cup

RACE 3 - LAP CHART

LAP 46 @ 14:52:23.894			LAP 47 @ 14:53:18.619			LAP 48 @ 14:54:14.005			LAP 49 @ 14:55:07.781			LAP 50 @ 14:56:01.592		
NO	BEHIND	LAP TIME	NO	BEHIND	LAP TIME	NO	BEHIND	LAP TIME	NO	BEHIND	LAP TIME	NO	BEHIND	LAP TIME
85		56.047	85		54.725	11		54.808	11		53.776	11		53.811
29	1.045	55.848	11	0.578	53.880	29	0.445	54.773	29	1.094	54.425	29	1.179	53.896
11	1.423	55.743	29	1.058	54.738	4	0.763	54.432	4	1.570	54.583	4	2.601	54.842
4	1.609	55.565	4	1.717	54.833	85	1.978	57.364 P	84	1 Lap	55.111	84	1 Lap	54.751
84	1 Lap	57.840	84	1 Lap	55.258	84	1 Lap	55.074	85	31.686	1:23.484	85	33.590	55.715

Praga Cup

RACE 3 - LAP CHART

LAP 51 @ 14:56:55.549			LAP 52 @ 14:57:49.352			LAP 53 @ 14:58:43.200			LAP 54 @ 14:59:37.420			LAP 55 @ 15:00:31.065		
NO	BEHIND	LAP TIME	NO	BEHIND	LAP TIME	NO	BEHIND	LAP TIME	NO	BEHIND	LAP TIME	NO	BEHIND	LAP TIME
11		53.957	11		53.803	11		53.848	11		54.220	11		53.645
29	1.209	53.987	29	1.544	54.138	29	1.612	53.916	29	1.288	53.896	29	1.399	53.756
4	3.583	54.939	84	1 Lap	54.700	84	1 Lap	54.894	84	1 Lap	54.604	84	1 Lap	54.555
84	1 Lap	54.725	4	7.593	57.813 P	4	35.516	1:21.771	4	35.493	54.197	4	36.020	54.172
85	35.279	55.646	85	36.640	55.164	85	37.196	54.404	85	37.161	54.185	85	38.086	54.570

Praga Cup

RACE 3 - LAP CHART

LAP 56 @ 15:01:25.016			LAP 57 @ 15:02:18.643			LAP 58 @ 15:03:12.180			LAP 59 @ 15:04:05.843			LAP 60 @ 15:04:59.542		
NO	BEHIND	LAP TIME	NO	BEHIND	LAP TIME	NO	BEHIND	LAP TIME	NO	BEHIND	LAP TIME	NO	BEHIND	LAP TIME
11		53.951	11		53.627	11		53.537	11		53.663	11		53.699
29	1.272	53.824	29	1.368	53.723	29	1.590	53.759	29	1.456	53.529	29	1.669	53.912
84	1 Lap	55.096	84	1 Lap	54.825	84	1 Lap	54.418	84	1 Lap	54.109	84	1 Lap	54.354
4	36.016	53.947	4	36.605	54.216	4	37.313	54.245	4	37.344	53.694	4	37.566	53.921
85	38.403	54.268	85	38.917	54.141	85	39.815	54.435	85	40.113	53.961	85	40.656	54.242

Praga Cup

RACE 3 - LAP CHART

LAP 61 @ 15:05:53.514			LAP 62 @ 15:06:47.374			LAP 63 @ 15:07:41.325		
NO	BEHIND	LAP TIME	NO	BEHIND	LAP TIME	NO	BEHIND	LAP TIME
11		53.972	11		53.860	11		53.951
29	1.628	53.931	29	1.651	53.883	29	1.570	53.870
84	1 Lap	54.917	84	1 Lap	54.824	84	1 Lap	54.751
4	37.952	54.358	4	37.964	53.872	4	37.681	53.668
85	40.873	54.189	85	41.682	54.669	85	41.771	54.040

Praga Cup

RACE 3 - POSITION CHART

No	Name	Lap																																					
		Pos	1	2	3	4	5	6	7	8	9	10	11	12	13	14	15	16	17	18	19	20	21	22	23	24	25	26	27	28	29	30	31	32					
77	Mittell Cars	1	77	77	4	4	4	4	4	4	4	4	4	4	87	87	87	87	87	87	87	87	87	87	87	87	87	87	87	87	87	87	87	87	87				
11	University of Wolverhampton	2	11	4	87	87	87	87	87	87	87	87	87	87	4	4	4	4	4	4	4	4	4	4	4	4	4	85	85	85	85	85	85	85	85				
4	RAW Motorsport	3	4	87	85	85	85	85	85	85	85	85	85	85	85	85	85	85	85	85	85	85	85	85	85	85	85	4	4	4	4	29	29	29	29				
85	Praga Team 85	4	85	85	29	29	29	29	29	29	29	29	29	29	29	29	29	29	29	29	29	29	29	29	29	29	29	29	29	29	29	29	29	4	4	4	11	11	11
87	Fanatec Praga Team 87	5	87	11	11	11	11	11	11	11	11	11	11	11	11	11	11	11	11	11	11	11	11	11	11	11	11	11	11	11	11	11	11	11	11	4	4	4	
84	Idola Motorsport	6	29	29	84	84	84	84	84	84	84	84	84	84	84	84	84	84	84	84	84	84	84	84	84	84	84	84	84	84	84	84	84	84	84	84	84	84	
24	Idola Motorsport	7	84	84	24																																		
29	Mittell Cars	8	24	24																																			

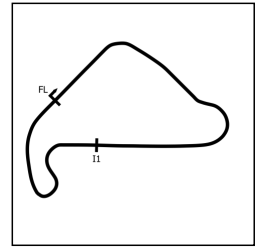
Praga Cup

RACE 3 - POSITION CHART

No	Name	Lap Pos	33	34	35	36	37	38	39	40	41	42	43	44	45	46	47	48	49	50	51	52	53	54	55	56	57	58	59	60	61	62	63
			77	Mittell Cars	1	87	87	87	87	87	87	87	87	85	85	85	85	85	85	11	11	11	11	11	11	11	11	11	11	11	11	11	11
11	University of Wolverhampton	2	85	85	29	29	29	85	85	85	29	29	29	29	29	11	29	29	29	29	29	29	29	29	29	29	29	29	29	29	29	29	
4	RAW Motorsport	3	29	29	85	85	85	29	29	29	11	11	11	11	11	11	29	4	4	4	4	4	4	4	4	4	4	4	4	4	4	4	
85	Praga Team 85	4	11	11	11	11	11	11	11	11	4	4	4	4	4	4	85	85	85	85	85	85	85	85	85	85	85	85	85	85	85	85	
87	Fanatec Praga Team 87	5	4	4	4	4	4	4	4	4	84	84	84	84	84	84	84	84	84	84	84	84	84	84	84	84	84	84	84	84	84	84	
84	Idola Motorsport	6	84	84	84	84	84	84	84	84																							
24	Idola Motorsport	7																															
29	Mittell Cars	8																															

Praga Cup

RACE 3 - SECTOR ANALYSIS

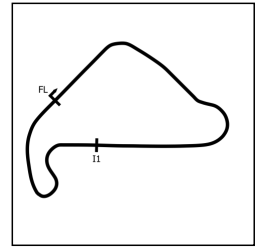


SECTOR 1 = FL to I1, SECTOR 2 = I1 to FL, DIFF = Difference To Personal Best Lap, P = Crossed Finish Line in Pit Lane, D = Time Disallowed

P1		11 CUP		University of Wolverhampton Racing		Praga -				
IDEAL LAP TIME : 53.317		BEST LAP TIME : 53.537		DIFFERENCE : 0.220						
D1: Shane KELLY		D2: Stefano LEANEY								
LAP	SECTOR 1	SECTOR 2	LAP TIME	MPH	DIFF	TIME OF DAY				
1 - D2		142.4	23.222	132.3	57.066	103.48	3.529	14:08:16.145		
2 - D2	33.029	142.1	23.858	127.9	56.887	103.81	3.350	14:09:13.032		
3 - D2	33.681	144.0	23.151	134.4	56.832	103.91	3.295	14:10:09.864		
4 - D2	32.007	144.9	22.811	134.7	54.818	107.73	1.281	14:11:04.682		
5 - D2	32.000	143.7	22.814	134.2	54.814	107.74	1.277	14:11:59.496		
6 - D2	31.793	143.0	22.608	132.5	54.401	108.55	0.864	14:12:53.897		
7 - D2	31.931	144.3	22.709	132.5	54.640	108.08	1.103	14:13:48.537		
8 - D2	31.822	143.0	22.807	133.1	54.629	108.10	1.092	14:14:43.166		
9 - D2	31.951	143.7	22.677	132.5	54.628	108.10	1.091	14:15:37.794		
10 - D2	31.808	143.3	22.706	133.1	54.514	108.33	0.977	14:16:32.308		
11 - D2	31.948	143.3	22.601	133.3	54.549	108.26	1.012	14:17:26.857		
12 - D2	31.786	143.0	22.646	132.8	54.432	108.49	0.895	14:18:21.289		
13 - D2	31.717	142.4	22.517	133.3	54.234	108.89	0.697	14:19:15.523		
14 - D2	31.560	143.0	22.675	132.8	54.235	108.89	0.698	14:20:09.758		
15 - D2	31.684	143.3	22.716	133.3	54.400	108.56	0.863	14:21:04.158		
16 - D2	31.562	143.7	22.615	132.8	54.177	109.00	0.640	14:21:58.335		
17 - D2	31.594	144.3	22.872	132.5	54.466	108.42	0.929	14:22:52.801		
18 - D2	32.154	143.3	22.580	133.6	54.734	107.89	1.197	14:23:47.535		
19 - D2	31.434	144.3	22.576	133.1	54.010	109.34	0.473	14:24:41.545		
20 - D2	31.576	144.6	22.504	133.6	54.080	109.20	0.543	14:25:35.625		
21 - D2	31.579	143.7	22.626	133.1	54.205	108.95	0.668	14:26:29.830		
22 - D2	31.642	144.3	22.606	132.8	54.248	108.86	0.711	14:27:24.078		
23 - D2	31.699	144.6	22.657	133.3	54.356	108.64	0.819	14:28:18.434		
24 - D2	31.450	145.2	22.680	133.9	54.130	109.10	0.593	14:29:12.564		
25 - D2	31.409	144.3	22.510	133.6	53.919	109.52	0.382	14:30:06.483		
26 - D2	31.420	144.0	22.706	132.5	54.126	109.10	0.589	14:31:00.609		
27 - D2	31.525	144.3	22.526	133.6	54.051	109.26	0.514	14:31:54.660		
28 - D2	31.928	141.8	22.553	133.3	54.481	108.39	0.944	14:32:49.141		
29 - D2	31.408	144.3	22.665	133.9	54.073	109.21	0.536	14:33:43.214		
30 - D2	31.873	143.3	22.772	133.3	54.645	108.07	1.108	14:34:37.859		
31 - D2	31.678	144.9	22.618	133.9	54.296	108.76	0.759	14:35:32.155		
32 - D2	31.434	144.3	IN PIT		58.806	P 100.42	5.269	14:36:30.961		
33 - D1	OUTLAP	143.3	22.779	132.0	3:01.422	32.55	2:07.885	14:39:32.383		
34 - D1	32.040	142.7	22.698	131.5	54.738	107.88	1.201	14:40:27.121		
35 - D1	31.677	143.7	22.541	131.5	54.218	108.92	0.681	14:41:21.339		
36 - D1	31.696	143.3	22.690	132.8	54.386	108.58	0.849	14:42:15.725		
37 - D1	31.730	143.7	22.656	132.0	54.386	108.58	0.849	14:43:10.111		
38 - D1	31.725	143.3	22.603	132.5	54.328	108.70	0.791	14:44:04.439		
39 - D1	31.654	143.7	22.444	132.8	54.098	109.16	0.561	14:44:58.537		
40 - D1	31.571	144.6	22.400	132.5	53.971	109.42	0.434	14:45:52.508		
41 - D1	31.659	144.0	22.670	132.8	54.329	108.70	0.792	14:46:46.837		
42 - D1	31.813	144.0	23.283	106.7	55.096	107.18	1.559	14:47:41.933		
43 - D1	43.867	121.3	25.406	95.8	1:09.273	85.25	15.736	14:48:51.206		
44 - D1	35.476	142.1	28.803	70.7	1:04.279	91.87	10.742	14:49:55.485		
45 - D1	1:00.161	64.2	33.928	131.0	1:34.089	62.76	40.552	14:51:29.574		
46 - D1	32.461	147.4	23.282	133.6	55.743	105.94	2.206	14:52:25.317		
47 - D1	31.631	147.8	22.249	133.9	53.880	109.60	0.343	14:53:19.197		
48 - D1	31.588	146.8	23.220	132.0	54.808	107.75	1.271	14:54:14.005		
49 - D1	31.396	144.3	22.380	132.8	53.776	109.81	0.239	14:55:07.781		
50 - D1	31.364	144.6	22.447	133.6	53.811	109.74	0.274	14:56:01.592		
51 - D1	31.620	144.0	22.337	133.6	53.957	109.45	0.420	14:56:55.549		
52 - D1	31.393	144.9	22.410	132.8	53.803	109.76	0.266	14:57:49.352		
53 - D1	31.474	145.5	22.374	133.1	53.848	109.67	0.311	14:58:43.200		
54 - D1	31.716	144.6	22.504	132.8	54.220	108.92	0.683	14:59:37.420		
55 - D1	31.237	145.2	22.408	133.3	53.645	(3) 110.08	0.108	15:00:31.065		
56 - D1	31.482	145.2	22.469	132.8	53.951	109.46	0.414	15:01:25.016		
57 - D1	31.322	144.0	22.305	133.3	53.627	(2) 110.12	0.090	15:02:18.643		
58 - D1	31.068	145.2	22.469	134.4	53.537	(1) 110.31		15:03:12.180		
59 - D1	31.215	144.3	22.448	134.2	53.663	110.05	0.126	15:04:05.843		
60 - D1	31.229	144.9	22.470	133.3	53.699	109.97	0.162	15:04:59.542		
61 - D1	31.484	144.6	22.488	133.3	53.972	109.42	0.435	15:05:53.514		

Praga Cup

RACE 3 - SECTOR ANALYSIS

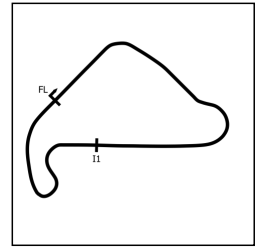


SECTOR 1 = FL to I1, SECTOR 2 = I1 to FL, DIFF = Difference To Personal Best Lap, P = Crossed Finish Line in Pit Lane, D = Time Disallowed

62 - D1	31.469	145.2	22.391	133.6	53.860	109.64	0.323	15:06:47.374
63 - D1	31.416	145.5	22.535	133.6	53.951	109.46	0.414	15:07:41.325

Praga Cup

RACE 3 - SECTOR ANALYSIS

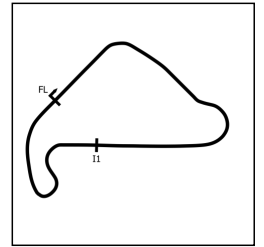


SECTOR 1 = FL to I1, SECTOR 2 = I1 to FL, DIFF = Difference To Personal Best Lap, P = Crossed Finish Line in Pit Lane, D = Time Disallowed

62 - D1	31.254	146.8	22.629	135.3	53.883	109.60	0.657	15:06:49.025
63 - D1	31.319	147.4	22.551	135.8	53.870	109.62	0.644	15:07:42.895

Praga Cup

RACE 3 - SECTOR ANALYSIS

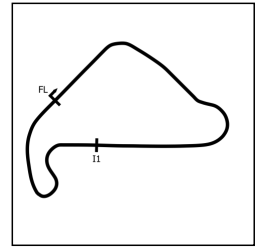


SECTOR 1 = FL to I1, SECTOR 2 = I1 to FL, DIFF = Difference To Personal Best Lap, P = Crossed Finish Line in Pit Lane, D = Time Disallowed

62 - D2	31.478	146.8	22.394	135.0	53.872	109.62	0.245	15:07:25.338
63 - D2	31.406	146.2	22.262	133.6	53.668 (2)	110.04	0.041	15:08:19.006

Praga Cup

RACE 3 - SECTOR ANALYSIS

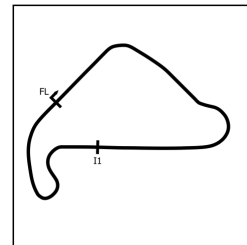


SECTOR 1 = FL to I1, SECTOR 2 = I1 to FL, DIFF = Difference To Personal Best Lap, P = Crossed Finish Line in Pit Lane, D = Time Disallowed

62 - D1	31.855	144.3	22.814	134.4	54.669	108.02	1.403	15:07:29.056
63 - D1	31.151	144.9	22.889	132.8	54.040	109.28	0.774	15:08:23.096

Praga Cup

RACE 3 - SECTOR ANALYSIS



SECTOR 1 = FL to I1, SECTOR 2 = I1 to FL, DIFF = Difference To Personal Best Lap, P = Crossed Finish Line in Pit Lane, D = Time Disallowed
 62 - D1 31.860 144.9 22.891 **134.2** 54.751 107.86 0.642 15:07:57.415

P6 87 CUP		Fanatec Praga Team 87			Praga -			
IDEAL LAP TIME : 52.798		BEST LAP TIME : 52.884			DIFFERENCE : 0.086			
D1: Geordie MUTCH		D2: Jimmy BROADBENT						
LAP	SECTOR 1	SECTOR 2		LAP TIME	MPH	DIFF	TIME OF DAY	
1 - D2	143.7	23.571	133.3	57.867	102.05	4.983	14:08:16.946	
2 - D2	32.778 143.0	22.905	133.1	55.683	106.05	2.799	14:09:12.629	
3 - D2	31.910 146.2	22.505	134.2	54.415	108.53	1.531	14:10:07.044	
4 - D2	31.554 146.2	22.292	134.4	53.846	109.67	0.962	14:11:00.890	
5 - D2	31.492 146.2	22.398	133.6	53.890	109.58	1.006	14:11:54.780	
6 - D2	31.494 145.8	22.199	134.4	53.693	109.98	0.809	14:12:48.473	
7 - D2	31.453 145.8	22.225	133.9	53.678	110.02	0.794	14:13:42.151	
8 - D2	31.323 146.5	22.402	133.6	53.725	109.92	0.841	14:14:35.876	
9 - D2	31.313 147.4	22.790	134.7	54.103	109.15	1.219	14:15:29.979	
10 - D2	31.603 145.8	22.268	135.5	53.871	109.62	0.987	14:16:23.850	
11 - D2	31.682 144.9	22.392	135.0	54.074	109.21	1.190	14:17:17.924	
12 - D2	31.448 145.8	22.460	132.5	53.908	109.55	1.024	14:18:11.832	
13 - D2	31.363 144.9	22.163	133.9	53.526	110.33	0.642	14:19:05.358	
14 - D2	31.085 145.8	22.075	133.6	53.160	111.09	0.276	14:19:58.518	
15 - D2	31.195 145.2	21.975	134.2	53.170	111.07	0.286	14:20:51.688	
16 - D2	31.114 144.6	22.031	133.9	53.145	111.12	0.261	14:21:44.833	
17 - D2	31.026 145.8	22.045	133.3	53.071	111.27	0.187	14:22:37.904	
18 - D2	31.064 145.8	21.978	134.2	53.042	111.33	0.158	14:23:30.946	
19 - D2	31.034 145.5	22.007	133.9	53.041	111.34	0.157	14:24:23.987	
20 - D2	30.983 145.8	22.043	134.2	53.026	111.37	0.142	14:25:17.013	
21 - D2	30.938 145.8	21.949	134.4	52.887 (2)	111.66	0.003	14:26:09.900	
22 - D2	30.895 145.8	22.067	133.3	52.962	111.50	0.078	14:27:02.862	
23 - D2	30.849	146.2	22.035	52.884 (1)	111.67		14:27:55.746	
24 - D2	31.104 145.5	22.129	133.6	53.233	110.93	0.349	14:28:48.979	
25 - D2	30.997 145.5	21.991	133.6	52.988	111.45	0.104	14:29:41.967	
26 - D2	30.948 144.9	22.182	133.3	53.130	111.15	0.246	14:30:35.097	
27 - D2	31.024 145.8	22.124	133.1	53.148	111.11	0.264	14:31:28.245	
28 - D2	31.037 145.5	22.145	133.9	53.182	111.04	0.298	14:32:21.427	
29 - D2	31.010 145.5	22.066	134.2	53.076	111.26	0.192	14:33:14.503	
30 - D2	30.945 144.9	22.163	133.3	53.108	111.20	0.224	14:34:07.611	
31 - D2	31.118 145.5	22.030	134.2	53.148	111.11	0.264	14:35:00.759	
32 - D2	30.984 146.5	22.038	134.2	53.022	111.38	0.138	14:35:53.781	
33 - D2	31.006 145.8	22.081	133.1	53.087	111.24	0.203	14:36:46.868	
34 - D2	31.266 144.9	22.066	132.8	53.332	110.73	0.448	14:37:40.200	
35 - D2	31.003 145.5	22.035	133.9	53.038	111.34	0.154	14:38:33.238	
36 - D2	30.908 145.2	22.031	133.9	52.939 (3)	111.55	0.055	14:39:26.177	
37 - D2	31.003 145.8	22.034	133.6	53.037	111.34	0.153	14:40:19.214	
38 - D2	31.083 145.2	IN PIT		58.007 P	101.80	5.123	14:41:17.221	
39 - D1	OUTLAP	143.7	23.175	133.6	2:55.130	33.72	2:02.246 14:44:12.351	
40 - D1	32.227 145.5	24.106	86.6	56.333	104.83	3.449	14:45:08.684	

P7 24 CUP		Idola Motorsport			Praga -			
IDEAL LAP TIME : 55.854		BEST LAP TIME :			DIFFERENCE :			
D1: Alex FORES		D2: Jem HEPWORTH						
LAP	SECTOR 1	SECTOR 2		LAP TIME	MPH	DIFF	TIME OF DAY	
1 - D2	141.8	23.204	131.0	1:07.152	87.94		14:08:26.231	
2 - D2	32.650	140.1	IN PIT	1:23.586 P	70.65		14:09:49.817	
3 - D2	OUTLAP	104.5	IN PIT	10:46.724 P	9.13		14:20:36.541	

P8 77 CUP		Mittell Cars			Praga -			
IDEAL LAP TIME : 56.166		BEST LAP TIME : 56.166			DIFFERENCE : 0.000			
D1: Scott MITTELL		D2: Charles HALL						
LAP	SECTOR 1	SECTOR 2		LAP TIME	MPH	DIFF	TIME OF DAY	
1 - D2	142.7	23.618	131.5	56.755	104.05	0.589	14:08:15.834	
2 - D2	32.695	143.3	23.471	56.166 (1)	105.14		14:09:12.000	

Praga Cup

RACE 3 - BEST SECTORS

SECTOR 1			SECTOR 2			IDEAL / BEST COMPARISON						
POS	NO	NAME	TIME	NO	NAME	TIME	POS	NO	NAME	IDEAL	BEST	DIFF
									PERFECT LAP	52.798		
1	87	Fanatec Praga Team 87	30.849	87	Fanatec Praga Team 87	21.949	1	87	Fanatec Praga Team 87	52.798	52.884	0.086
2	85	Praga Team 85	31.055	29	Mittell Cars	22.107	2	29	Mittell Cars	53.206	53.226	0.020
3	11	University of Wolverhampton Ra	31.068	85	Praga Team 85	22.175	3	85	Praga Team 85	53.230	53.266	0.036
4	29	Mittell Cars	31.099	4	RAW Motorsport	22.240	4	11	University of Wolverha	53.317	53.537	0.220
5	4	RAW Motorsport	31.324	11	University of Wolverhampton Ra	22.249	5	4	RAW Motorsport	53.564	53.627	0.063
6	84	Idola Motorsport	31.651	84	Idola Motorsport	22.458	6	84	Idola Motorsport	54.109	54.109	0.000
7	24	Idola Motorsport	32.650	24	Idola Motorsport	23.204	7	24	Idola Motorsport	55.854		
8	77	Mittell Cars	32.695	77	Mittell Cars	23.471	8	77	Mittell Cars	56.166	56.166	0.000

Praga Cup

RACE 3 - BEST SPEEDS

INTERMEDIATE 1				FINISH LINE		
POS	NO	NAME	MPH	NO	NAME	MPH
1	29	Mittell Cars	148.4	29	Mittell Cars	136.4
2	4	RAW Motorsport	148.4	87	Fanatec Praga Team 87	135.5
3	11	University of Wolverhampton Racing	147.8	4	RAW Motorsport	135.3
4	87	Fanatec Praga Team 87	147.4	85	Praga Team 85	135.0
5	85	Praga Team 85	145.5	11	University of Wolverhampton Racing	134.7
6	84	Idola Motorsport	145.5	84	Idola Motorsport	134.2
7	77	Mittell Cars	143.3	77	Mittell Cars	133.3
8	24	Idola Motorsport	141.8	24	Idola Motorsport	131.0

Praga Cup

RACE 3 - DRIVER STATISTICS

POS	NO	TEAM / DRIVERS	CAR	LAPS	RACE TIME	%	BEST	ON	MPH
1	11	University of Wolverhampton R Shane KELLY Stefano LEANEY	Praga -	63 31 32	1:00:22.246 29:03.119 31:19.127	48.12 51.88	53.537 53.919	58 25	110.31 109.52
2	29 *	Mittell Cars Christopher WESEMAEL Dan GORE	Praga -	63 26 37	1:00:37.816 24:38.284 35:45.532	40.79 59.21	53.529 53.226	59 29	110.32 110.95
3	4	RAW Motorsport Robert WHELDON Matt BELL	Praga -	63 29 34	1:00:59.927 28:43.614 31:47.318	47.09 52.11	53.627 53.668	7 63	110.12 110.04
4	85	Praga Team 85 Ben COLLINS Jamie MORTON	Praga -	63 28 35	1:01:04.017 27:01.316 33:33.093	44.25 54.94	53.961 53.266	59 30	109.44 110.87
5	84	Idola Motorsport Ed BRIDLE Chris BRIDLE	Praga -	62 33 29	1:00:38.336 31:42.665 28:55.671	52.29 47.71	54.109 54.485	58 25	109.14 108.39
6	87	Fanatec Praga Team 87 Geordie MUTCH Jimmy BROADBENT	Praga -	40 2 38	37:49.605 1:51.247 35:58.358	4.90 95.10	56.333 52.884	40 23	104.83 111.67
7	24	Idola Motorsport Alex FORES Jem HEPWORTH	Praga -	3 0 3	13:17.462 0.000 4:04.031	0.00 30.60		0 0	
8	77	Mittell Cars Scott MITTELL Charles HALL	Praga -	2 0 2	1:52.921 0.000 1:52.921	0.00 100.00	56.166	0 2	105.14

*Car 29 - 14 second time penalty, speeding in the pit lane.

Praga Cup

RACE 3 - PIT STOP ANALYSIS

P1 11 University of Wolverhampton Racing				
STOP	IN TIME	STOP TIME	TOTAL TIME	OUT TIME
1 -	14:36:30.961	2:07.245	2:07.245	14:38:38.206

P2 29 Mittell Cars				
STOP	IN TIME	STOP TIME	TOTAL TIME	OUT TIME
1 -	14:40:41.655	2:22.956	2:22.956	14:43:04.611

P3 4 RAW Motorsport				
STOP	IN TIME	STOP TIME	TOTAL TIME	OUT TIME
1 -	14:33:36.527	2:26.166	2:26.166	14:36:02.693
2 -	14:57:56.945	28.995	2:55.161	14:58:25.940

P4 85 Praga Team 85				
STOP	IN TIME	STOP TIME	TOTAL TIME	OUT TIME
1 -	14:38:51.854	2:00.318	2:00.318	14:40:52.172
2 -	14:54:15.983	29.608	2:29.926	14:54:45.591

P5 84 Idola Motorsport				
STOP	IN TIME	STOP TIME	TOTAL TIME	OUT TIME
1 -	14:34:03.937	2:10.813	2:10.813	14:36:14.750

P6 87 Fanatec Praga Team 87				
STOP	IN TIME	STOP TIME	TOTAL TIME	OUT TIME
1 -	14:41:17.221	2:00.216	2:00.216	14:43:17.437

P7 24 Idola Motorsport				
STOP	IN TIME	STOP TIME	TOTAL TIME	OUT TIME
1 -	14:09:49.817	9:13.431	9:13.431	14:19:03.248
2 -	14:20:36.541			

Praga Cup

RACE 3 - STATISTICS

Competitors Started	8
Planned Start	2022-06-04 @ 14:25:00.000
Actual Start	2022-06-04 @ 14:07:19.078
Finish Time	2022-06-04 @ 15:07:41.324
Track Length	1.6404mi.
Total Laps	360
Total Distance Covered	590.5668mi.

Session Fastest Lap History

NO	NAME	LAP TIME	TIME OF DAY	LAP	VEHICLE
77	Mittell Cars C. HALL	56.166	14:09:11.992	2	Praga
4	RAW Motorsport R. WHELDON	55.787	14:09:12.149	2	Praga
87	Fanatec Praga Team 87 J. BROADBENT	55.683	14:09:12.629	2	Praga
4	RAW Motorsport R. WHELDON	54.429	14:10:06.599	3	Praga
87	Fanatec Praga Team 87 J. BROADBENT	54.415	14:10:07.038	3	Praga
4	RAW Motorsport R. WHELDON	53.843	14:11:00.436	4	Praga
4	RAW Motorsport R. WHELDON	53.673	14:12:48.107	6	Praga
4	RAW Motorsport R. WHELDON	53.627	14:13:41.732	7	Praga
29	Mittell Cars D. GORE	53.561	14:14:39.500	8	Praga
29	Mittell Cars D. GORE	53.520	14:18:17.492	12	Praga
29	Mittell Cars D. GORE	53.355	14:19:10.846	13	Praga
87	Fanatec Praga Team 87 J. BROADBENT	53.160	14:19:58.512	14	Praga
87	Fanatec Praga Team 87 J. BROADBENT	53.145	14:21:44.826	16	Praga
87	Fanatec Praga Team 87 J. BROADBENT	53.071	14:22:37.897	17	Praga
87	Fanatec Praga Team 87 J. BROADBENT	53.042	14:23:30.939	18	Praga
87	Fanatec Praga Team 87 J. BROADBENT	53.041	14:24:23.981	19	Praga
87	Fanatec Praga Team 87 J. BROADBENT	53.026	14:25:17.007	20	Praga
87	Fanatec Praga Team 87 J. BROADBENT	52.887	14:26:09.893	21	Praga
87	Fanatec Praga Team 87 J. BROADBENT	52.884	14:27:55.739	23	Praga

Session Leader History

NO	NAME	FROM LAP	LAPS LED	DISTANCE	VEHICLE
77	Mittell Cars C. HALL	1	2	3.28 miles	Praga
4	RAW Motorsport R. WHELDON	3	9	14.76 miles	Praga
87	Fanatec Praga Team 87 J. BROADBENT	12	27	44.29 miles	Praga
87	Fanatec Praga Team 87 G. MUTCH	39	2	3.28 miles	Praga
85	Praga Team 85 B. COLLINS	41	7	11.48 miles	Praga
11	University of Wolverhampton Racing S. KELLY	48	16	26.24 miles	Praga

Praga Cup

RACE 3 - STATISTICS

Flag History

TYPE	TIME OF DAY
GREEN	14:07:19.078
SAFETY	14:48:25.620
GREEN	14:51:27.390
FINISH	15:07:41.324

Flag Statistics

TYPE	COUNT	TOTAL LAPS	TOTAL TIME
Green	2	62	58:13.438
Red	0	0	0.000
Safety Car	1	1	3:01.770
FCY	0	0	0.000

Praga Cup

RACE 10 - CLASSIFICATION

POS	NO	TEAM / DRIVERS	CAR / ENTRY	LAPS	TIME	GAP	DIFF	MPH	BEST	ON
1	87	Fanatec Praga Team 87 Jimmy BROADBENT / Geordie MUTCH	Praga	59	1:00:28.214			96.03	58.347	59
2	4	RAW Motorsport Ben STONE / Robert WHELDON	Praga	59	1:00:46.513	18.299	18.299	95.55	58.802	52
3	11	University of Wolverhampton Racing Shane KELLY / Stefano LEANEY	Praga	59	1:00:51.271	23.057	4.758	95.42	58.283	54
4	29	Mittel Cars Dan GORE / Christopher WESEMAEL	Praga	59	1:00:52.400	24.186	1.129	95.39	58.551	49
5	24	Idola Motorsport Jem HEPWORTH / Alex FORES	Praga	59	1:00:55.743	27.529	3.343	95.31	58.172	59
6	85	Praga Team 85 Jamie MORTON / Ben COLLINS	Praga	59	1:00:56.533	28.319	0.790	95.29	58.285	59
7	84	Idola Motorsport Ed BRIDLE / Chris BRIDLE	Praga	59	1:01:13.003	44.789	16.470	94.86	58.896	47
8	77	Mittel Cars Charles HALL / Scott MITTELL	Praga	59	1:01:19.511	51.297	6.508	94.69	59.149	2
9	2	Idola Motorsport (Inv) Jack FABBY	Praga	57	1:00:41.332	2 Laps	2 Laps	92.44	58.737	57

FASTEST LAP

24	Idola Motorsport Jem HEPWORTH / Alex FORES	Praga	59	58.172	101.52 mph	163.38 kph
----	---	-------	----	--------	------------	------------

Weather / Track : Cloudy / Damp

These results are provisional until the conclusion of any judicial and technical matters.

Race Distance: 59 Laps / 96.78 miles

Silverstone National: 1.6404 miles

Date: 05/06/2022 Start: 13:15 Finish: 14:16

Clerk Of Course : Andy Butler

Stewards :

Timekeeper : Catherine Jordan

Results can be found at www.tsl-timing.com

Printed - 14:19 Sunday, 05 June 2022



Praga Cup

RACE 10 - LAP CHART

LAP 1 @ 13:16:37.761			LAP 2 @ 13:17:37.720			LAP 3 @ 13:18:38.269			LAP 4 @ 13:19:37.491			LAP 5 @ 13:20:36.676		
NO	BEHIND	LAP TIME	NO	BEHIND	LAP TIME	NO	BEHIND	LAP TIME	NO	BEHIND	LAP TIME	NO	BEHIND	LAP TIME
4		1:00.263	4		59.959	77		1:00.384	77		59.222	77		59.185
77	0.975	1:01.238	77	0.165	59.149	11	0.468	1:00.115	11	0.691	59.445	11	1.253	59.747
11	1.865	1:02.128	11	0.902	58.996	4	0.600	1:01.149	4	1.959	1:00.581	4	2.448	59.674
87	2.103	1:02.366	87	2.638	1:00.494	87	2.115	1:00.026	87	2.795	59.902	87	3.788	1:00.178
2	2.311	1:02.574	2	3.129	1:00.777	2	2.764	1:00.184	2	3.328	59.786	84	6.216	1:00.085
84	2.734	1:02.997	84	3.887	1:01.112	84	3.818	1:00.480	84	5.316	1:00.720	2	6.941	1:02.798
29	3.711	1:03.974	29	4.542	1:00.790	29	4.586	1:00.593	29	5.842	1:00.478	29	7.836	1:01.179
85	5.131	1:05.394	85	6.167	1:00.995	85	6.661	1:01.043	85	9.038	1:01.599	85	10.923	1:01.070
24	5.436	1:05.699	24	7.603	1:02.126	24	8.146	1:01.092	24	9.755	1:00.831	24	11.569	1:00.999

Praga Cup

RACE 10 - LAP CHART

LAP 6 @ 13:21:36.307			LAP 7 @ 13:22:35.791			LAP 8 @ 13:23:35.359			LAP 9 @ 13:24:34.784			LAP 10 @ 13:25:34.281		
NO	BEHIND	LAP TIME	NO	BEHIND	LAP TIME	NO	BEHIND	LAP TIME	NO	BEHIND	LAP TIME	NO	BEHIND	LAP TIME
77		59.631	77		59.484	77		59.568	77		59.425	77		59.497
11	0.742	59.120	11	0.391	59.133	11	0.175	59.352	11	0.197	59.447	11	0.277	59.577
4	2.759	59.942	4	3.774	1:00.499	4	4.180	59.974	4	5.296	1:00.541	4	6.004	1:00.205
87	4.101	59.944	87	4.732	1:00.115	87	5.125	59.961	87	5.898	1:00.198	87	6.494	1:00.093
84	6.550	59.965	84	7.444	1:00.378	84	8.298	1:00.422	84	9.254	1:00.381	84	9.400	59.643
2	7.277	59.967	2	9.068	1:01.275	29	10.055	1:00.491	29	10.941	1:00.311	29	11.575	1:00.131
29	8.352	1:00.147	29	9.132	1:00.264	2	10.405	1:00.905	2	11.617	1:00.637	2	12.168	1:00.048
85	12.016	1:00.724	85	13.099	1:00.567	85	13.900	1:00.369	85	15.030	1:00.555	85	15.832	1:00.299
24	12.934	1:00.996	24	14.749	1:01.299	24	16.062	1:00.881	24	17.433	1:00.796	24	18.691	1:00.755

Praga Cup

RACE 10 - LAP CHART

LAP 11 @ 13:26:33.569			LAP 12 @ 13:27:33.389			LAP 13 @ 13:28:33.543			LAP 14 @ 13:29:32.947			LAP 15 @ 13:30:32.523		
NO	BEHIND	LAP TIME	NO	BEHIND	LAP TIME	NO	BEHIND	LAP TIME	NO	BEHIND	LAP TIME	NO	BEHIND	LAP TIME
77		59.288	77		59.820	77		1:00.154	77		59.404	77		59.576
11	0.348	59.359	11	0.090	59.562	11	0.328	1:00.392	11	0.149	59.225	11	0.144	59.571
4	6.505	59.789	4	6.424	59.739	4	5.950	59.680	4	6.288	59.742	4	6.555	59.843
87	7.022	59.816	87	7.022	59.820	87	6.667	59.799	87	7.024	59.761	87	7.025	59.577
84	10.132	1:00.020	84	10.305	59.993	84	9.764	59.613	84	10.155	59.795	84	10.353	59.774
29	12.700	1:00.413	29	12.885	1:00.005	29	12.483	59.752	29	13.325	1:00.246	29	13.546	59.797
2	13.037	1:00.157	2	13.022	59.805	2	12.633	59.765	2	13.589	1:00.360	2	13.931	59.918
85	16.988	1:00.444	85	17.882	1:00.714	85	18.726	1:00.998	85	19.621	1:00.299	85	20.501	1:00.456
24	20.569	1:01.166	24	21.910	1:01.161	24	22.507	1:00.751	24	23.853	1:00.750	24	25.129	1:00.852

Praga Cup

RACE 10 - LAP CHART

LAP 16 @ 13:31:39.195			LAP 17 @ 13:32:39.149			LAP 18 @ 13:33:39.251			LAP 19 @ 13:34:39.045			LAP 20 @ 13:35:38.921		
NO	BEHIND	LAP TIME	NO	BEHIND	LAP TIME	NO	BEHIND	LAP TIME	NO	BEHIND	LAP TIME	NO	BEHIND	LAP TIME
4		1:00.117	4		59.954	4		1:00.102	4		59.794	4		59.876
87	0.365	1:00.012	87	0.496	1:00.085	11	0.840	59.217	11	1.141	1:00.095	11	0.106	58.841
11	2.385	1:08.913	11	1.725	59.294	87	0.846	1:00.452	87	1.784	1:00.732	87	3.242	1:01.334
84	3.597	59.916	84	3.532	59.889	84	3.255	59.825	84	3.363	59.902	84	3.545	1:00.058
77	7.136	1:13.808	77	6.768	59.586	77	6.157	59.491	77	5.767	59.404	77	5.292	59.401
29	7.346	1:00.472	29	7.905	1:00.513	29	7.943	1:00.140	2	8.043	59.822	2	7.647	59.480
2	7.394	1:00.135	2	7.993	1:00.553	2	8.015	1:00.124	29	8.872	1:00.723	29	8.818	59.822
85	14.280	1:00.451	85	15.017	1:00.691	85	15.113	1:00.198	85	15.438	1:00.119	85	15.749	1:00.187
24	19.964	1:01.507	24	21.241	1:01.231	24	22.416	1:01.277	24	23.686	1:01.064	24	24.992	1:01.182

Praga Cup

RACE 10 - LAP CHART

LAP 21 @ 13:36:39.598			LAP 22 @ 13:37:39.132			LAP 23 @ 13:38:38.074			LAP 24 @ 13:39:37.183			LAP 25 @ 13:40:35.849		
NO	BEHIND	LAP TIME	NO	BEHIND	LAP TIME	NO	BEHIND	LAP TIME	NO	BEHIND	LAP TIME	NO	BEHIND	LAP TIME
4		1:00.677	11		59.430	11		58.942	11		59.109	11		58.666
11	0.104	1:00.675	4	0.927	1:00.461	4	2.064	1:00.079	4	3.049	1:00.094	87	4.655	59.804
87	2.177	59.612	87	2.195	59.552	87	2.914	59.661	87	3.517	59.712	77	6.270	59.559
84	3.081	1:00.213	77	4.276	59.612	77	4.830	59.496	77	5.377	59.656	4	6.707	1:02.324 P
77	4.198	59.583	84	4.685	1:01.138	84	6.161	1:00.418	84	7.356	1:00.304	84	8.680	59.990
29	7.928	59.787	29	8.581	1:00.187	29	9.760	1:00.121	29	14.526	1:03.875 P			
2	13.054	1:06.084 P	85	15.982	1:00.255	85	19.994	1:02.954 P						
85	15.261	1:00.189	24	26.529	1:00.703	24	32.994	1:05.407 P						
24	25.360	1:01.045												

Praga Cup

RACE 10 - LAP CHART

LAP 26 @ 13:41:34.757			LAP 27 @ 13:42:33.437			LAP 28 @ 13:43:32.533			LAP 29 @ 13:44:31.793			LAP 30 @ 13:45:31.121		
NO	BEHIND	LAP TIME	NO	BEHIND	LAP TIME	NO	BEHIND	LAP TIME	NO	BEHIND	LAP TIME	NO	BEHIND	LAP TIME
11		58.908	11		58.680	11		59.096	11		59.260	11		59.328
77	6.998	59.636	2	4 Laps	59.676	2	4 Laps	59.497	2	4 Laps	59.406	2	4 Laps	59.606
2	4 Laps	4:49.763	84	10.779	59.914	84	11.358	59.675	84	11.817	59.719	84	11.934	59.445
87	8.975	1:03.228 P	77	12.060	1:03.742 P	4	2 Laps	3:05.466	87	2 Laps	3:01.821	87	2 Laps	58.616
84	9.545	59.773	85	2 Laps	59.296	85	2 Laps	58.658	4	2 Laps	59.467	4	2 Laps	59.446
85	2 Laps	2:59.483	29	2 Laps	3:11.759	29	2 Laps	59.462	85	2 Laps	58.871	77	2 Laps	3:07.090
24	2 Laps	2:59.793	24	2 Laps	59.736	24	2 Laps	59.228	29	2 Laps	59.301	85	2 Laps	58.891
									24	2 Laps	59.398	29	2 Laps	59.085
												24	2 Laps	58.820

Praga Cup

RACE 10 - LAP CHART

LAP 31 @ 13:46:36.296			LAP 32 @ 13:47:47.977			LAP 33 @ 13:50:38.558			LAP 34 @ 13:51:37.191			LAP 35 @ 13:52:35.828		
NO	BEHIND	LAP TIME	NO	BEHIND	LAP TIME	NO	BEHIND	LAP TIME	NO	BEHIND	LAP TIME	NO	BEHIND	LAP TIME
11		1:05.175 P	84		1:04.024 P	87		58.786	87		58.633	87		58.637
87	2 Laps	59.271	85	2 Laps	59.310	2	2 Laps	58.783	2	2 Laps	59.014	2	2 Laps	59.226
84	7.657	1:00.898	77	2 Laps	1:00.367	4	5.725	59.198	4	6.027	58.935	4	6.724	59.334
2	4 Laps	1:03.642	29	2 Laps	58.975	85	10.094	59.074	85	10.307	58.846	85	11.295	59.625
4	2 Laps	59.763	24	2 Laps	58.987	11	15.690	59.633	11	16.597	59.540	11	17.408	59.448
85	2 Laps	59.462	87	1 Lap	58.799	77	17.063	59.917	77	18.398	59.968	77	19.610	59.849
77	2 Laps	1:02.122	2	3 Laps	59.273	29	18.057	59.264	29	18.885	59.461	29	19.739	59.491
29	2 Laps	58.976	4	1 Lap	59.385	24	23.816	58.875	24	23.933	58.750	24	24.002	58.706
24	2 Laps	58.849	85	1 Lap	58.747	84	26.063	3:16.644	84	28.085	1:00.655	84	29.529	1:00.081
87	1 Lap	58.822	77	1 Lap	1:00.100									
2	3 Laps	1:00.441	29	1 Lap	58.869									
4	1 Lap	59.519	24	1 Lap	58.858									
			87	1:51.795	58.711									
			2	2 Laps	59.137									
			4	1:57.108	59.483									
			85	2:01.601	58.792									
			11	2:06.638	3:18.319									
			77	2:07.727	1:00.528									
			29	2:09.374	59.215									
			24	2:15.522	58.762									

Praga Cup

RACE 10 - LAP CHART

LAP 36 @ 13:53:34.535			LAP 37 @ 13:54:33.509			LAP 38 @ 13:55:32.175			LAP 39 @ 13:56:31.040			LAP 40 @ 13:57:29.897		
NO	BEHIND	LAP TIME	NO	BEHIND	LAP TIME	NO	BEHIND	LAP TIME	NO	BEHIND	LAP TIME	NO	BEHIND	LAP TIME
87		58.707	87		58.974	87		58.666	87		58.865	87		58.857
2	2 Laps	58.930	2	2 Laps	59.381	2	2 Laps	59.212	2	2 Laps	59.200	2	2 Laps	58.912
4	7.296	59.279	4	7.728	59.406	4	8.565	59.503	4	9.077	59.377	4	9.375	59.155
11	17.898	59.197	11	18.202	59.278	11	18.687	59.151	11	18.833	59.011	11	19.329	59.353
77	21.068	1:00.165	29	21.916	59.632	29	22.168	58.918	29	22.091	58.788	29	22.154	58.920
29	21.258	1:00.226	77	22.814	1:00.720	85	24.430	59.802	85	24.922	59.357	85	25.089	59.024
85	22.655	1:10.067	85	23.294	59.613	77	24.436	1:00.288	24	25.477	59.767	24	25.494	58.874
24	23.796	58.501	24	23.646	58.824	24	24.575	59.595	77	27.050	1:01.479	77	28.324	1:00.131
84	30.721	59.899	84	31.488	59.741	84	32.572	59.750	84	33.592	59.885	84	34.422	59.687

Praga Cup

RACE 10 - LAP CHART

LAP 41 @ 13:58:28.465			LAP 42 @ 13:59:27.382			LAP 43 @ 14:00:26.172			LAP 44 @ 14:01:24.900			LAP 45 @ 14:02:23.754		
NO	BEHIND	LAP TIME	NO	BEHIND	LAP TIME	NO	BEHIND	LAP TIME	NO	BEHIND	LAP TIME	NO	BEHIND	LAP TIME
87		58.568	87		58.917	87		58.790	87		58.728	87		58.854
2	2 Laps	58.804	2	2 Laps	59.337	2	2 Laps	59.086	2	2 Laps	59.440	2	2 Laps	59.181
4	10.015	59.208	4	10.372	59.274	4	10.941	59.359	4	11.309	59.096	4	11.666	59.211
11	19.881	59.120	11	20.067	59.103	11	19.876	58.599	11	20.011	58.863	11	20.362	59.205
29	22.472	58.886	29	22.514	58.959	29	22.661	58.937	29	22.690	58.757	29	22.634	58.798
85	25.730	59.209	85	25.819	59.006	85	26.341	59.312	85	26.855	59.242	85	27.200	59.199
24	25.997	59.071	24	26.075	58.995	24	26.523	59.238	24	27.043	59.248	24	27.444	59.255
77	29.688	59.932	77	30.997	1:00.226	77	32.169	59.962	77	33.538	1:00.097	77	34.882	1:00.198
84	35.216	59.362	84	36.078	59.779	84	36.823	59.535	84	37.361	59.266	84	37.658	59.151

Praga Cup

RACE 10 - LAP CHART

LAP 46 @ 14:03:22.505			LAP 47 @ 14:04:21.284			LAP 48 @ 14:05:20.090			LAP 49 @ 14:06:18.804			LAP 50 @ 14:07:17.517		
NO	BEHIND	LAP TIME	NO	BEHIND	LAP TIME	NO	BEHIND	LAP TIME	NO	BEHIND	LAP TIME	NO	BEHIND	LAP TIME
87		58.751	87		58.779	87		58.806	87		58.714	87		58.713
2	2 Laps	58.924	2	2 Laps	58.900	2	2 Laps	58.948	2	2 Laps	59.181	2	2 Laps	59.111
4	11.860	58.945	4	12.204	59.123	4	12.358	58.960	4	12.948	59.304	4	13.504	59.269
11	20.432	58.821	11	20.422	58.769	11	20.835	59.219	11	21.196	59.075	11	21.112	58.629
29	22.923	59.040	29	22.839	58.695	29	22.933	58.900	29	22.770	58.551	29	22.864	58.807
85	27.375	58.926	85	27.269	58.673	85	27.675	59.212	85	27.577	58.616	85	27.708	58.844
24	27.781	59.088	24	27.788	58.786	24	27.829	58.847	24	29.200	1:00.085	24	29.059	58.572
77	35.808	59.677	77	36.435	59.406	77	37.285	59.656	77	38.274	59.703	77	39.437	59.876
84	37.927	59.020	84	38.044	58.896	84	38.651	59.413	84	39.101	59.164	84	39.660	59.272

Praga Cup

RACE 10 - LAP CHART

LAP 51 @ 14:08:16.252			LAP 52 @ 14:09:14.888			LAP 53 @ 14:10:13.362			LAP 54 @ 14:11:12.361			LAP 55 @ 14:12:10.721		
NO	BEHIND	LAP TIME	NO	BEHIND	LAP TIME	NO	BEHIND	LAP TIME	NO	BEHIND	LAP TIME	NO	BEHIND	LAP TIME
87		58.735	87		58.636	87		58.474	87		58.999	87		58.360
2	2 Laps	59.295	2	2 Laps	59.286	2	2 Laps	59.564	2	2 Laps	59.114	2	2 Laps	58.886
4	13.694	58.925	4	13.860	58.802	4	14.524	59.138	4	14.364	58.839	4	15.188	59.184
11	21.103	58.726	11	21.195	58.728	11	21.553	58.832	11	20.837	58.283	11	21.073	58.596
29	22.843	58.714	29	23.018	58.811	29	23.415	58.871	29	23.075	58.659	29	23.488	58.773
85	27.493	58.520	85	27.318	58.461	85	27.384	58.540	85	26.963	58.578	85	27.054	58.451
24	28.746	58.422	24	28.961	58.851	24	28.981	58.494	24	28.211	58.229	24	28.159	58.308
84	40.926	1:00.001	84	41.487	59.197	84	42.204	59.191	84	42.504	59.299	84	43.193	59.049
77	41.319	1:00.617	77	42.745	1:00.062	77	44.204	59.933	77	45.924	1:00.719	77	47.265	59.701

Praga Cup

RACE 10 - LAP CHART

LAP 56 @ 14:13:09.295			LAP 57 @ 14:14:07.744			LAP 58 @ 14:15:07.365			LAP 59 @ 14:16:05.712		
NO	BEHIND	LAP TIME	NO	BEHIND	LAP TIME	NO	BEHIND	LAP TIME	NO	BEHIND	LAP TIME
87		58.574	87		58.449	87		59.621	87		58.347
2	2 Laps	59.202	2	2 Laps	59.136	2	2 Laps	58.947	2	2 Laps	58.737
4	15.735	59.121	4	16.755	59.469	4	17.442	1:00.308	4	18.299	59.204
11	22.340	59.841	11	22.827	58.936	11	21.975	58.769	11	23.057	59.429
29	23.824	58.910	29	24.156	58.781	29	23.651	59.116	29	24.186	58.882
85	27.963	59.483	24	28.895	59.329	24	27.704	58.430	24	27.529	58.172
24	28.015	58.430	85	29.116	59.602	85	28.381	58.886	85	28.319	58.285
84	43.748	59.129	84	44.504	59.205	84	44.120	59.237	84	44.789	59.016
77	48.501	59.810	77	49.721	59.669	77	49.842	59.742	77	51.297	59.802

Praga Cup

RACE 10 - POSITION CHART

No	Name	Lap																																		
		Pos	1	2	3	4	5	6	7	8	9	10	11	12	13	14	15	16	17	18	19	20	21	22	23	24	25	26	27	28	29	30	31	32		
4	RAW Motorsport	1	4	4	77	77	77	77	77	77	77	77	77	77	77	77	77	4	4	4	4	4	4	11	11	11	11	11	11	11	11	11	11	11	11	84
87	Fanatec Praga Team 87	2	77	77	11	11	11	11	11	11	11	11	11	11	11	11	87	87	11	11	11	11	4	4	4	87	77	84	84	84	84	84	84	84	87	
2	Idola Motorsport (Inv)	3	11	11	4	4	4	4	4	4	4	4	4	4	4	4	11	11	87	87	87	87	87	87	87	87	77	87	77	87	87	87	87	87	4	
11	University of Wolverham	4	87	87	87	87	87	87	87	87	87	87	87	87	87	87	84	84	84	84	84	84	84	77	77	77	4	84	87	4	4	4	4	85		
77	Mittel Cars	5	2	2	2	2	84	84	84	84	84	84	84	84	84	84	77	77	77	77	77	77	77	84	84	84	84	4	4	77	85	85	85	11		
84	Idola Motorsport	6	84	84	84	84	2	2	2	29	29	29	29	29	29	29	29	29	29	29	29	29	2	2	29	29	29	85	85	85	85	77	77	77		
29	Mittel Cars	7	29	29	29	29	29	29	29	2	2	2	2	2	2	2	2	2	2	2	29	29	2	85	85	85	29	29	29	29	29	29	29	29		
24	Idola Motorsport	8	85	85	85	85	85	85	85	85	85	85	85	85	85	85	85	85	85	85	85	85	85	24	24	24	24	24	24	24	24	24	24	24		
85	Praga Team 85	9	24	24	24	24	24	24	24	24	24	24	24	24	24	24	24	24	24	24	24	24	2	2	2	2	2	2	2	2	2	2	2	2		

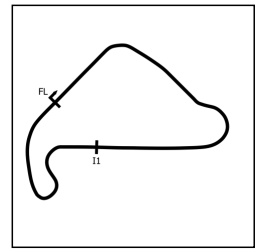
Praga Cup

RACE 10 - POSITION CHART

No	Name	Lap																												
		Pos	33	34	35	36	37	38	39	40	41	42	43	44	45	46	47	48	49	50	51	52	53	54	55	56	57	58	59	
4	RAW Motorsport	1	87	87	87	87	87	87	87	87	87	87	87	87	87	87	87	87	87	87	87	87	87	87	87	87	87	87	87	
87	Fanatec Praga Team 87	2	4	4	4	4	4	4	4	4	4	4	4	4	4	4	4	4	4	4	4	4	4	4	4	4	4	4	4	
2	Idola Motorsport (Inv)	3	85	85	85	11	11	11	11	11	11	11	11	11	11	11	11	11	11	11	11	11	11	11	11	11	11	11	11	
11	University of Wolverham	4	11	11	11	77	29	29	29	29	29	29	29	29	29	29	29	29	29	29	29	29	29	29	29	29	29	29	29	
77	Mittell Cars	5	77	77	77	29	77	85	85	85	85	85	85	85	85	85	85	85	85	85	85	85	85	85	85	85	85	24	24	24
84	Idola Motorsport	6	29	29	29	85	85	77	24	24	24	24	24	24	24	24	24	24	24	24	24	24	24	24	24	24	24	85	85	85
29	Mittell Cars	7	24	24	24	24	24	24	77	77	77	77	77	77	77	77	77	77	77	77	77	77	77	77	77	77	77	77	77	77
24	Idola Motorsport	8	84	84	84	84	84	84	84	84	84	84	84	84	84	84	84	84	84	84	84	77	77	77	77	77	77	77	77	77
85	Praga Team 85	9	2	2	2	2	2	2	2	2	2	2	2	2	2	2	2	2	2	2	2	2	2	2	2	2	2	2	2	

Praga Cup

RACE 10 - SECTOR ANALYSIS

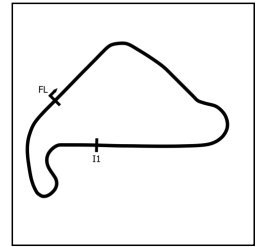


SECTOR 1 = FL to I1, SECTOR 2 = I1 to FL, DIFF = Difference To Personal Best Lap, P = Crossed Finish Line in Pit Lane, D = Time Disallowed

P2 4 CUP RAW Motorsport			Praga -			
IDEAL LAP TIME :		BEST LAP TIME : 58.802		DIFFERENCE :		
D1: Ben STONE		D2: Robert WHELDON				
LAP	SECTOR 1	SECTOR 2	LAP TIME	MPH	DIFF	TIME OF DAY
1 - D1		131.2	1:00.263	97.99	1.461	13:16:37.761
2 - D1		129.9	59.959	98.49	1.157	13:17:37.720
3 - D1		129.4	1:01.149	96.57	2.347	13:18:38.869
4 - D1		130.2	1:00.581	97.48	1.779	13:19:39.450
5 - D1		131.2	59.674	98.96	0.872	13:20:39.124
6 - D1		131.0	59.942	98.52	1.140	13:21:39.066
7 - D1		131.7	1:00.499	97.61	1.697	13:22:39.565
8 - D1		131.2	59.974	98.47	1.172	13:23:39.539
9 - D1		129.4	1:00.541	97.54	1.739	13:24:40.080
10 - D1		131.5	1:00.205	98.09	1.403	13:25:40.285
11 - D1		131.0	59.789	98.77	0.987	13:26:40.074
12 - D1		130.7	59.739	98.85	0.937	13:27:39.813
13 - D1		131.5	59.680	98.95	0.878	13:28:39.493
14 - D1		132.5	59.742	98.85	0.940	13:29:39.235
15 - D1		131.7	59.843	98.68	1.041	13:30:39.078
16 - D1		129.9	1:00.117	98.23	1.315	13:31:39.195
17 - D1		130.7	59.954	98.50	1.152	13:32:39.149
18 - D1		131.0	1:00.102	98.26	1.300	13:33:39.251
19 - D1		131.0	59.794	98.76	0.992	13:34:39.045
20 - D1		131.0	59.876	98.63	1.074	13:35:38.921
21 - D1		128.7	1:00.677	97.32	1.875	13:36:39.598
22 - D1		131.2	1:00.461	97.67	1.659	13:37:40.059
23 - D1		130.7	1:00.079	98.29	1.277	13:38:40.138
24 - D1		128.9	1:00.094	98.27	1.292	13:39:40.232
25 - D1		<i>IN PIT</i>	1:02.324	P 94.75	3.522	13:40:42.556
26 - D2	<i>OUTLAP</i>	129.9	3:05.466	31.84	2:06.664	13:43:48.022
27 - D2		133.9	59.467	99.31	0.665	13:44:47.489
28 - D2		132.5	59.446	99.34	0.644	13:45:46.935
29 - D2		132.0	59.763	98.81	0.961	13:46:46.698
30 - D2		132.3	59.519	99.22	0.717	13:47:46.217
31 - D2		130.4	59.385	99.44	0.583	13:48:45.602
32 - D2		132.5	59.483	99.28	0.681	13:49:45.085
33 - D2		132.5	59.198	99.76	0.396	13:50:44.283
34 - D2		133.1	58.935	100.20	0.133	13:51:43.218
35 - D2		133.6	59.334	99.53	0.532	13:52:42.552
36 - D2		132.8	59.279	99.62	0.477	13:53:41.831
37 - D2		131.7	59.406	99.41	0.604	13:54:41.237
38 - D2		132.5	59.503	99.24	0.701	13:55:40.740
39 - D2		133.1	59.377	99.46	0.575	13:56:40.117
40 - D2		133.6	59.155	99.83	0.353	13:57:39.272
41 - D2		131.7	59.208	99.74	0.406	13:58:38.480
42 - D2		133.1	59.274	99.63	0.472	13:59:37.754
43 - D2		131.7	59.359	99.49	0.557	14:00:37.113
44 - D2		131.5	59.096	99.93	0.294	14:01:36.209
45 - D2		133.1	59.211	99.73	0.409	14:02:35.420
46 - D2		134.2	58.945	100.18	0.143	14:03:34.365
47 - D2		132.8	59.123	99.88	0.321	14:04:33.488
48 - D2		131.2	58.960	100.16	0.158	14:05:32.448
49 - D2		133.3	59.304	99.58	0.502	14:06:31.752
50 - D2		133.3	59.269	99.64	0.467	14:07:31.021
51 - D2		133.6	58.925 (3)	100.22	0.123	14:08:29.946
52 - D2		133.3	58.802 (1)	100.43		14:09:28.748
53 - D2		133.6	59.138	99.86	0.336	14:10:27.886
54 - D2		134.4	58.839 (2)	100.36	0.037	14:11:26.725
55 - D2		133.6	59.184	99.78	0.382	14:12:25.909
56 - D2		132.5	59.121	99.89	0.319	14:13:25.030
57 - D2		132.5	59.469	99.30	0.667	14:14:24.499
58 - D2		133.6	1:00.308	97.92	1.506	14:15:24.807
59 - D2		132.5	59.204	99.75	0.402	14:16:24.011

Praga Cup

RACE 10 - SECTOR ANALYSIS

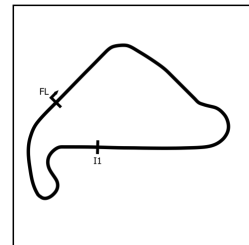


SECTOR 1 = FL to I1, SECTOR 2 = I1 to FL, DIFF = Difference To Personal Best Lap, P = Crossed Finish Line in Pit Lane, D = Time Disallowed

P4 29 CUP Mittell Cars				Praga -				
IDEAL LAP TIME : 58.490		BEST LAP TIME : 58.551		DIFFERENCE : 0.061				
D1: Dan GORE		D2: Christopher WESEMAEL						
LAP	SECTOR 1		SECTOR 2		LAP TIME	MPH	DIFF	TIME OF DAY
1 - D1		141.5	25.603	129.9	1:03.974	92.31	5.423	13:16:41.472
2 - D1	35.207	141.2	25.583	130.4	1:00.790	97.14	2.239	13:17:42.262
3 - D1	35.187	141.8	25.406	130.4	1:00.593	97.46	2.042	13:18:42.855
4 - D1	34.932	141.8	25.546	130.4	1:00.478	97.64	1.927	13:19:43.333
5 - D1	35.340	141.8	25.839	130.7	1:01.179	96.53	2.628	13:20:44.512
6 - D1	34.983	142.1	25.164	132.0	1:00.147	98.18	1.596	13:21:44.659
7 - D1	34.646	144.0	25.618	130.7	1:00.264	97.99	1.713	13:22:44.923
8 - D1	35.195	142.7	25.296	131.7	1:00.491	97.62	1.940	13:23:45.414
9 - D1	35.024	142.4	25.287	131.5	1:00.311	97.92	1.760	13:24:45.725
10 - D1	34.956	142.7	25.175	131.7	1:00.131	98.21	1.580	13:25:45.856
11 - D1	35.133	141.2	25.280	131.5	1:00.413	97.75	1.862	13:26:46.269
12 - D1	34.838	141.5	25.167	132.3	1:00.005	98.41	1.454	13:27:46.274
13 - D1	34.790	143.0	24.962	132.5	59.752	98.83	1.201	13:28:46.026
14 - D1	34.940	143.7	25.306	132.3	1:00.246	98.02	1.695	13:29:46.272
15 - D1	34.642	143.0	25.155	131.5	59.797	98.76	1.246	13:30:46.069
16 - D1	34.678	142.7	25.794	130.2	1:00.472	97.65	1.921	13:31:46.541
17 - D1	35.491	144.3	25.022	132.0	1:00.513	97.59	1.962	13:32:47.054
18 - D1	34.962	142.4	25.178	132.5	1:00.140	98.19	1.589	13:33:47.194
19 - D1	35.646	142.4	25.077	132.0	1:00.723	97.25	2.172	13:34:47.917
20 - D1	34.835	142.7	24.987	132.3	59.822	98.72	1.271	13:35:47.739
21 - D1	34.727	143.0	25.060	130.7	59.787	98.77	1.236	13:36:47.526
22 - D1	35.036	142.4	25.151	130.4	1:00.187	98.12	1.636	13:37:47.713
23 - D1	34.991	142.1	25.130	130.7	1:00.121	98.22	1.570	13:38:47.834
24 - D1	35.100	142.4	IN PIT		1:03.875	P 92.45	5.324	13:39:51.709
25 - D2	OUTLAP	142.4	24.821	131.7	3:11.759	30.79	2:13.208	13:43:03.468
26 - D2	34.802	143.0	24.660	132.5	59.462	99.31	0.911	13:44:02.930
27 - D2	34.566	142.7	24.735	132.5	59.301	99.58	0.750	13:45:02.231
28 - D2	34.391	143.0	24.694	132.5	59.085	99.95	0.534	13:46:01.316
29 - D2	34.397	143.7	24.579	133.9	58.976	100.13	0.425	13:47:00.292
30 - D2	34.337	143.3	24.638	133.3	58.975	100.13	0.424	13:47:59.267
31 - D2	34.325	143.3	24.544	133.3	58.869	100.31	0.318	13:48:58.136
32 - D2	34.595	143.7	24.620	134.4	59.215	99.73	0.664	13:49:57.351
33 - D2	34.414	144.0	24.850	133.3	59.264	99.65	0.713	13:50:56.615
34 - D2	34.596	144.6	24.865	133.1	59.461	99.32	0.910	13:51:56.076
35 - D2	34.604	144.0	24.887	133.9	59.491	99.26	0.940	13:52:55.567
36 - D2	34.945	144.9	25.281	132.5	1:00.226	98.05	1.675	13:53:55.793
37 - D2	34.967	142.7	24.665	133.1	59.632	99.03	1.081	13:54:55.425
38 - D2	34.244	143.3	24.674	133.3	58.918	100.23	0.367	13:55:54.343
39 - D2	34.282	144.0	24.506	133.9	58.788	100.45	0.237	13:56:53.131
40 - D2	34.352	143.7	24.568	133.3	58.920	100.23	0.369	13:57:52.051
41 - D2	34.349	143.0	24.537	133.6	58.886	100.28	0.335	13:58:50.937
42 - D2	34.451	144.3	24.508	133.6	58.959	100.16	0.408	13:59:49.896
43 - D2	34.341	144.0	24.596	134.2	58.937	100.20	0.386	14:00:48.833
44 - D2	34.278	142.7	24.479	133.6	58.757	100.51	0.206	14:01:47.590
45 - D2	34.283	144.0	24.515	133.9	58.798	100.43	0.247	14:02:46.388
46 - D2	34.409	144.3	24.631	133.6	59.040	100.02	0.489	14:03:45.428
47 - D2	34.110	144.0	24.585	134.2	58.695	(3) 100.61	0.144	14:04:44.123
48 - D2	34.256	144.0	24.644	133.6	58.900	100.26	0.349	14:05:43.023
49 - D2	34.163	144.9	24.388	134.4	58.551	(1) 100.86		14:06:41.574
50 - D2	34.235	144.6	24.572	133.9	58.807	100.42	0.256	14:07:40.381
51 - D2	34.102	145.2	24.612	133.9	58.714	100.58	0.163	14:08:39.095
52 - D2	34.211	144.6	24.600	134.2	58.811	100.41	0.260	14:09:37.906
53 - D2	34.292	144.9	24.579	133.9	58.871	100.31	0.320	14:10:36.777
54 - D2	34.121	144.0	24.538	134.4	58.659	(2) 100.67	0.108	14:11:35.436
55 - D2	34.294	144.9	24.479	133.3	58.773	100.48	0.222	14:12:34.209
56 - D2	34.131	145.2	24.779	134.2	58.910	100.24	0.359	14:13:33.119
57 - D2	34.162	144.9	24.619	134.4	58.781	100.46	0.230	14:14:31.900
58 - D2	34.388	144.6	24.728	134.7	59.116	99.89	0.565	14:15:31.016
59 - D2	34.246	144.6	24.636	133.6	58.882	100.29	0.331	14:16:29.898

Praga Cup

RACE 10 - SECTOR ANALYSIS

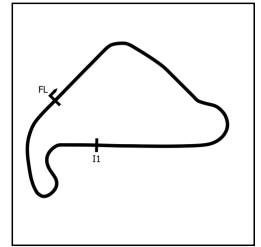


SECTOR 1 = FL to I1, SECTOR 2 = I1 to FL, DIFF = Difference To Personal Best Lap, P = Crossed Finish Line in Pit Lane, D = Time Disallowed

P5 24 CUP Idola Motorsport				Praga -					
IDEAL LAP TIME : 58.082				BEST LAP TIME : 58.172		DIFFERENCE : 0.090			
D1: Jem HEPWORTH				D2: Alex FORES					
LAP	SECTOR 1		SECTOR 2		LAP TIME	MPH	DIFF	TIME OF DAY	
1 - D1		140.3	26.805	131.2	1:05.699	89.88	7.527	13:16:43.197	
2 - D1	36.039	141.2	26.087	132.3	1:02.126	95.05	3.954	13:17:45.323	
3 - D1	35.371	142.7	25.721	133.3	1:01.092	96.66	2.920	13:18:46.415	
4 - D1	35.101	142.4	25.730	132.3	1:00.831	97.08	2.659	13:19:47.246	
5 - D1	35.263	143.0	25.736	131.7	1:00.999	96.81	2.827	13:20:48.245	
6 - D1	35.205	143.0	25.791	132.3	1:00.996	96.82	2.824	13:21:49.241	
7 - D1	35.429	143.0	25.870	132.0	1:01.299	96.34	3.127	13:22:50.540	
8 - D1	35.174	143.0	25.707	132.8	1:00.881	97.00	2.709	13:23:51.421	
9 - D1	35.174	143.3	25.622	132.5	1:00.796	97.13	2.624	13:24:52.217	
10 - D1	35.172	143.7	25.583	132.3	1:00.755	97.20	2.583	13:25:52.972	
11 - D1	35.561	141.5	25.605	131.7	1:01.166	96.55	2.994	13:26:54.138	
12 - D1	35.229	141.5	25.932	131.2	1:01.161	96.55	2.989	13:27:55.299	
13 - D1	35.155	142.7	25.596	132.3	1:00.751	97.21	2.579	13:28:56.050	
14 - D1	34.942	142.7	25.808	132.0	1:00.750	97.21	2.578	13:29:56.800	
15 - D1	35.067	142.7	25.785	131.2	1:00.852	97.04	2.680	13:30:57.652	
16 - D1	35.559	142.1	25.948	131.2	1:01.507	96.01	3.335	13:31:59.159	
17 - D1	35.422	141.8	25.809	132.0	1:01.231	96.44	3.059	13:33:00.390	
18 - D1	35.227	142.1	26.050	131.2	1:01.277	96.37	3.105	13:34:01.667	
19 - D1	35.169	141.8	25.895	131.7	1:01.064	96.71	2.892	13:35:02.731	
20 - D1	35.242	142.1	25.940	131.0	1:01.182	96.52	3.010	13:36:03.913	
21 - D1	35.132	141.8	25.913	131.5	1:01.045	96.74	2.873	13:37:04.958	
22 - D1	34.905	142.1	25.798	132.0	1:00.703	97.28	2.531	13:38:05.661	
23 - D1	35.546	140.9	IN PIT		1:05.407	P 90.29	7.235	13:39:11.068	
24 - D2	OUTLAP	141.8	25.052	132.5	2:59.793	32.84	2:01.621	13:42:10.861	
25 - D2	34.698	142.1	25.038	132.0	59.736	98.86	1.564	13:43:10.597	
26 - D2	34.393	142.1	24.835	132.5	59.228	99.71	1.056	13:44:09.825	
27 - D2	34.481	140.9	24.917	132.8	59.398	99.42	1.226	13:45:09.223	
28 - D2	34.189	142.7	24.631	132.8	58.820	100.40	0.648	13:46:08.043	
29 - D2	34.154	142.4	24.695	133.1	58.849	100.35	0.677	13:47:06.892	
30 - D2	34.434	142.4	24.553	133.1	58.987	100.11	0.815	13:48:05.879	
31 - D2	34.217	142.1	24.641	133.1	58.858	100.33	0.686	13:49:04.737	
32 - D2	34.219	142.7	24.543	133.3	58.762	100.50	0.590	13:50:03.499	
33 - D2	34.442	142.7	24.433	133.6	58.875	100.30	0.703	13:51:02.374	
34 - D2	34.267	142.7	24.483	132.8	58.750	100.52	0.578	13:52:01.124	
35 - D2	34.265	142.1	24.441	133.3	58.706	100.59	0.534	13:52:59.830	
36 - D2	34.143	142.7	24.358	134.2	58.501	100.94	0.329	13:53:58.331	
37 - D2	34.070	143.7	24.754	133.3	58.824	100.39	0.652	13:54:57.155	
38 - D2	34.542	144.0	25.053	133.3	59.595	99.09	1.423	13:55:56.750	
39 - D2	35.203	143.0	24.564	133.9	59.767	98.81	1.595	13:56:56.517	
40 - D2	34.193	144.0	24.681	133.9	58.874	100.31	0.702	13:57:55.391	
41 - D2	34.246	143.3	24.825	133.9	59.071	99.97	0.899	13:58:54.462	
42 - D2	34.452	144.0	24.543	133.6	58.995	100.10	0.823	13:59:53.457	
43 - D2	34.445	143.0	24.793	135.0	59.238	99.69	1.066	14:00:52.695	
44 - D2	34.669	143.0	24.579	134.2	59.248	99.67	1.076	14:01:51.943	
45 - D2	34.333	145.2	24.922	133.6	59.255	99.66	1.083	14:02:51.198	
46 - D2	34.240	144.6	24.848	134.2	59.088	99.94	0.916	14:03:50.286	
47 - D2	34.110	144.3	24.676	133.3	58.786	100.46	0.614	14:04:49.072	
48 - D2	34.052	146.5	24.795	134.2	58.847	100.35	0.675	14:05:47.919	
49 - D2	34.336	144.0	25.749	130.7	1:00.085	98.28	1.913	14:06:48.004	
50 - D2	34.162	143.3	24.410	133.6	58.572	100.82	0.400	14:07:46.576	
51 - D2	33.973	143.0	24.449	133.1	58.422	101.08	0.250	14:08:44.998	
52 - D2	33.937	144.0	24.914	133.3	58.851	100.34	0.679	14:09:43.849	
53 - D2	34.040	143.7	24.454	134.2	58.494	100.96	0.322	14:10:42.343	
54 - D2	33.901	143.3	24.328	134.2	58.229	(2) 101.42	0.057	14:11:40.572	
55 - D2	33.867	144.0	24.441	133.6	58.308	(3) 101.28	0.136	14:12:38.880	
56 - D2	33.754	143.7	24.676	130.2	58.430	101.07	0.258	14:13:37.310	
57 - D2	34.686	143.0	24.643	134.2	59.329	99.54	1.157	14:14:36.639	
58 - D2	33.964	143.0	24.466	133.9	58.430	101.07	0.258	14:15:35.069	
59 - D2	33.759	143.7	24.413	133.6	58.172	(1) 101.52		14:16:33.241	

Praga Cup

RACE 10 - SECTOR ANALYSIS

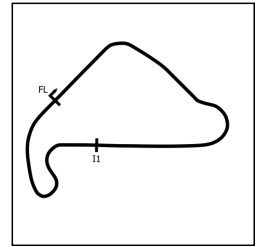


SECTOR 1 = FL to I1, SECTOR 2 = I1 to FL, DIFF = Difference To Personal Best Lap, P = Crossed Finish Line in Pit Lane, D = Time Disallowed

P6		85 CUP		Praga Team 85		Praga -			
IDEAL LAP TIME : 58.219		BEST LAP TIME : 58.285		DIFFERENCE : 0.066					
D1: Jamie MORTON		D2: Ben COLLINS							
LAP	SECTOR 1		SECTOR 2		LAP TIME	MPH	DIFF	TIME OF DAY	
1 - D1		127.8	26.371	131.5	1:05.394	90.30	7.109	13:16:42.892	
2 - D1	35.408	143.0	25.587	131.2	1:00.995	96.82	2.710	13:17:43.887	
3 - D1	35.419	143.3	25.624	132.0	1:01.043	96.74	2.758	13:18:44.930	
4 - D1	35.443	142.7	26.156	132.3	1:01.599	95.87	3.314	13:19:46.529	
5 - D1	35.390	142.4	25.680	132.3	1:01.070	96.70	2.785	13:20:47.599	
6 - D1	35.240	142.7	25.484	132.5	1:00.724	97.25	2.439	13:21:48.323	
7 - D1	35.018	142.1	25.549	132.3	1:00.567	97.50	2.282	13:22:48.890	
8 - D1	34.981	142.7	25.388	132.5	1:00.369	97.82	2.084	13:23:49.259	
9 - D1	35.189	143.0	25.366	132.0	1:00.555	97.52	2.270	13:24:49.814	
10 - D1	34.993	143.0	25.306	132.3	1:00.299	97.93	2.014	13:25:50.113	
11 - D1	34.966	142.4	25.478	132.3	1:00.444	97.70	2.159	13:26:50.557	
12 - D1	35.396	143.0	25.318	132.5	1:00.714	97.27	2.429	13:27:51.271	
13 - D1	35.537	142.7	25.461	132.0	1:00.998	96.81	2.713	13:28:52.269	
14 - D1	34.916	142.7	25.383	132.8	1:00.299	97.93	2.014	13:29:52.568	
15 - D1	35.315	141.5	25.141	132.5	1:00.456	97.68	2.171	13:30:53.024	
16 - D1	35.245	142.4	25.206	133.1	1:00.451	97.69	2.166	13:31:53.475	
17 - D1	35.174	142.4	25.517	131.7	1:00.691	97.30	2.406	13:32:54.166	
18 - D1	35.040	143.0	25.158	133.1	1:00.198	98.10	1.913	13:33:54.364	
19 - D1	34.801	142.7	25.318	132.8	1:00.119	98.23	1.834	13:34:54.483	
20 - D1	34.865	141.8	25.322	132.5	1:00.187	98.12	1.902	13:35:54.670	
21 - D1	35.001	142.7	25.188	132.5	1:00.189	98.11	1.904	13:36:54.859	
22 - D1	35.136	143.3	25.119	132.8	1:00.255	98.01	1.970	13:37:55.114	
23 - D1	34.864	142.7	IN PIT		1:02.954	P 93.80	4.669	13:38:58.068	
24 - D2	OUTLAP	142.7	25.366	131.5	2:59.483	32.90	2:01.198	13:41:57.551	
25 - D2	34.611	142.1	24.685	132.3	59.296	99.59	1.011	13:42:56.847	
26 - D2	34.174	142.7	24.484	132.0	58.658	100.67	0.373	13:43:55.505	
27 - D2	34.354	143.0	24.517	133.1	58.871	100.31	0.586	13:44:54.376	
28 - D2	34.194	142.7	24.697	132.3	58.891	100.28	0.606	13:45:53.267	
29 - D2	34.693	143.3	24.769	132.3	59.462	99.31	1.177	13:46:52.729	
30 - D2	34.733	141.8	24.577	132.8	59.310	99.57	1.025	13:47:52.039	
31 - D2	34.177	142.1	24.570	132.5	58.747	100.52	0.462	13:48:50.786	
32 - D2	34.173	142.4	24.619	132.5	58.792	100.45	0.507	13:49:49.578	
33 - D2	34.244	142.7	24.830	132.0	59.074	99.97	0.789	13:50:48.652	
34 - D2	34.395	142.4	24.451	133.1	58.846	100.35	0.561	13:51:47.498	
35 - D2	34.183	142.7	25.442	132.8	59.625	99.04	1.340	13:52:47.123	
36 - D2	45.249	142.4	24.818	132.5	1:10.067	84.28	11.782	13:53:57.190	
37 - D2	34.718	143.3	24.895	132.3	59.613	99.06	1.328	13:54:56.803	
38 - D2	34.741	143.7	25.061	131.5	59.802	98.75	1.517	13:55:56.605	
39 - D2	34.813	143.0	24.544	133.3	59.357	99.49	1.072	13:56:55.962	
40 - D2	34.544	143.3	24.480	133.9	59.024	100.05	0.739	13:57:54.986	
41 - D2	34.275	143.0	24.934	132.8	59.209	99.74	0.924	13:58:54.195	
42 - D2	34.512	142.7	24.494	133.6	59.006	100.08	0.721	13:59:53.201	
43 - D2	34.640	143.0	24.672	132.8	59.312	99.56	1.027	14:00:52.513	
44 - D2	34.666	143.3	24.576	133.3	59.242	99.68	0.957	14:01:51.755	
45 - D2	34.421	144.3	24.778	133.6	59.199	99.75	0.914	14:02:50.954	
46 - D2	34.301	144.0	24.625	133.6	58.926	100.22	0.641	14:03:49.880	
47 - D2	34.157	143.3	24.516	133.3	58.673	100.65	0.388	14:04:48.553	
48 - D2	34.496	144.3	24.716	132.8	59.212	99.73	0.927	14:05:47.765	
49 - D2	34.192	143.7	24.424	133.6	58.616	100.75	0.331	14:06:46.381	
50 - D2	34.214	143.3	24.630	133.3	58.844	100.36	0.559	14:07:45.225	
51 - D2	34.083	143.7	24.437	134.2	58.520	100.91	0.235	14:08:43.745	
52 - D2	34.003	143.3	24.458	133.6	58.461	(3) 101.01	0.176	14:09:42.206	
53 - D2	34.184	143.7	24.356	133.6	58.540	100.88	0.255	14:10:40.746	
54 - D2	34.148	143.3	24.430	133.9	58.578	100.81	0.293	14:11:39.324	
55 - D2	34.149	144.0	24.302	133.6	58.451	(2) 101.03	0.166	14:12:37.775	
56 - D2	34.168	144.0	25.315	131.7	59.483	99.28	1.198	14:13:37.258	
57 - D2	34.812	143.3	24.790	134.7	59.602	99.08	1.317	14:14:36.860	
58 - D2	34.244	144.3	24.642	133.6	58.886	100.28	0.601	14:15:35.746	
59 - D2	33.917	144.6	24.368	134.4	58.285	(1) 101.32		14:16:34.031	

Praga Cup

RACE 10 - SECTOR ANALYSIS

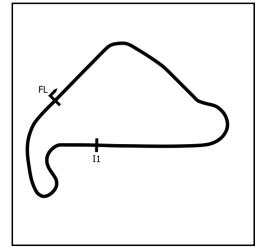


SECTOR 1 = FL to I1, SECTOR 2 = I1 to FL, DIFF = Difference To Personal Best Lap, P = Crossed Finish Line in Pit Lane, D = Time Disallowed

P7 84 CUP		Idola Motorsport			Praga -			
IDEAL LAP TIME : 58.773		BEST LAP TIME : 58.896			DIFFERENCE : 0.123			
D1: Ed BRIDLE		D2: Chris BRIDLE						
LAP	SECTOR 1		SECTOR 2		LAP TIME	MPH	DIFF	TIME OF DAY
1 - D1		141.8	25.544	131.7	1:02.997	93.74	4.101	13:16:40.495
2 - D1	35.712	142.1	25.400	131.0	1:01.112	96.63	2.216	13:17:41.607
3 - D1	35.456	141.8	25.024	132.3	1:00.480	97.64	1.584	13:18:42.087
4 - D1	35.514	142.4	25.206	132.0	1:00.720	97.26	1.824	13:19:42.807
5 - D1	35.013	141.5	25.072	132.3	1:00.085	98.28	1.189	13:20:42.892
6 - D1	35.122	142.7	24.843	132.5	59.965	98.48	1.069	13:21:42.857
7 - D1	35.466	142.1	24.912	132.8	1:00.378	97.81	1.482	13:22:43.235
8 - D1	35.574	141.8	24.848	132.5	1:00.422	97.74	1.526	13:23:43.657
9 - D1	35.496	142.4	24.885	132.3	1:00.381	97.80	1.485	13:24:44.038
10 - D1	34.899	143.0	24.744	132.5	59.643	99.01	0.747	13:25:43.681
11 - D1	34.973	143.0	25.047	132.5	1:00.020	98.39	1.124	13:26:43.701
12 - D1	34.969	142.7	25.024	132.3	59.993	98.43	1.097	13:27:43.694
13 - D1	34.743	142.7	24.870	132.5	59.613	99.06	0.717	13:28:43.307
14 - D1	34.896	143.3	24.899	132.8	59.795	98.76	0.899	13:29:43.102
15 - D1	34.861	143.0	24.913	132.5	59.774	98.79	0.878	13:30:42.876
16 - D1	34.872	142.4	25.044	132.5	59.916	98.56	1.020	13:31:42.792
17 - D1	34.908	143.7	24.981	132.0	59.889	98.61	0.993	13:32:42.681
18 - D1	34.984	143.0	24.841	132.8	59.825	98.71	0.929	13:33:42.506
19 - D1	35.004	143.0	24.898	132.3	59.902	98.58	1.006	13:34:42.408
20 - D1	35.007	143.0	25.051	132.5	1:00.058	98.33	1.162	13:35:42.466
21 - D1	35.326	143.3	24.887	131.7	1:00.213	98.07	1.317	13:36:42.679
22 - D1	35.363	142.7	25.775	132.3	1:01.138	96.59	2.242	13:37:43.817
23 - D1	35.319	143.3	25.099	132.5	1:00.418	97.74	1.522	13:38:44.235
24 - D1	35.272	142.7	25.032	133.1	1:00.304	97.93	1.408	13:39:44.539
25 - D1	35.025	143.0	24.965	132.0	59.990	98.44	1.094	13:40:44.529
26 - D1	34.914	143.0	24.859	132.3	59.773	98.80	0.877	13:41:44.302
27 - D1	35.085	142.4	24.829	132.3	59.914	98.56	1.018	13:42:44.216
28 - D1	34.794	143.0	24.881	132.0	59.675	98.96	0.779	13:43:43.891
29 - D1	34.936	143.0	24.783	132.5	59.719	98.89	0.823	13:44:43.610
30 - D1	34.710	143.0	24.735	132.5	59.445	99.34	0.549	13:45:43.055
31 - D1	35.127	142.4	25.771	132.3	1:00.898	96.97	2.002	13:46:43.953
32 - D1	34.905	143.7	IN PIT		1:04.024 P	92.24	5.128	13:47:47.977
33 - D2	OUTLAP	140.6	24.949	132.5	3:16.644	30.03	2:17.748	13:51:04.621
34 - D2	35.257	140.6	25.398	131.2	1:00.655	97.36	1.759	13:52:05.276
35 - D2	34.805	140.3	25.276	131.0	1:00.081	98.29	1.185	13:53:05.357
36 - D2	35.036	140.3	24.863	131.7	59.899	98.59	1.003	13:54:05.256
37 - D2	34.644	140.3	25.097	131.5	59.741	98.85	0.845	13:55:04.997
38 - D2	34.761	140.6	24.989	132.0	59.750	98.83	0.854	13:56:04.747
39 - D2	34.827	140.6	25.058	130.7	59.885	98.61	0.989	13:57:04.632
40 - D2	34.873	140.6	24.814	132.8	59.687	98.94	0.791	13:58:04.319
41 - D2	34.526	140.9	24.836	132.3	59.362	99.48	0.466	13:59:03.681
42 - D2	34.762	140.6	25.017	132.0	59.779	98.79	0.883	14:00:03.460
43 - D2	34.644	140.9	24.891	132.5	59.535	99.19	0.639	14:01:02.995
44 - D2	34.611	141.5	24.655	132.5	59.266	99.64	0.370	14:02:02.261
45 - D2	34.401	142.1	24.750	133.1	59.151	99.84	0.255	14:03:01.412
46 - D2	34.423	142.4	24.597	132.8	59.020 (3)	100.06	0.124	14:04:00.432
47 - D2	34.426	142.4	24.470	133.1	58.896 (1)	100.27		14:04:59.328
48 - D2	34.726	141.8	24.687	133.3	59.413	99.40	0.517	14:05:58.741
49 - D2	34.592	142.1	24.572	133.3	59.164	99.81	0.268	14:06:57.905
50 - D2	34.614	142.1	24.658	132.8	59.272	99.63	0.376	14:07:57.177
51 - D2	34.544	144.3	25.457	132.0	1:00.001	98.42	1.105	14:08:57.178
52 - D2	34.542	142.4	24.655	132.5	59.197	99.76	0.301	14:09:56.375
53 - D2	34.385	142.7	24.806	132.5	59.191	99.77	0.295	14:10:55.566
54 - D2	34.520	142.1	24.779	132.5	59.299	99.59	0.403	14:11:54.865
55 - D2	34.500	142.7	24.549	132.8	59.049	100.01	0.153	14:12:53.914
56 - D2	34.428	142.4	24.701	132.3	59.129	99.87	0.233	14:13:53.043
57 - D2	34.462	142.7	24.743	133.1	59.205	99.74	0.309	14:14:52.248
58 - D2	34.519	142.4	24.718	132.8	59.237	99.69	0.341	14:15:51.485
59 - D2	34.303	142.7	24.713	132.3	59.016 (2)	100.06	0.120	14:16:50.501

Praga Cup

RACE 10 - SECTOR ANALYSIS

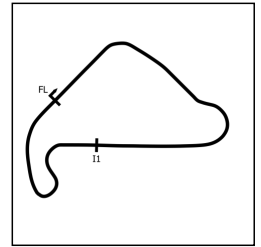


SECTOR 1 = FL to I1, SECTOR 2 = I1 to FL, DIFF = Difference To Personal Best Lap, P = Crossed Finish Line in Pit Lane, D = Time Disallowed

P8 77 CUP		Mittell Cars			Praga -			
IDEAL LAP TIME : 58.866		BEST LAP TIME : 59.149			DIFFERENCE : 0.283			
D1: Charles HALL		D2: Scott MITTELL						
LAP	SECTOR 1		SECTOR 2		LAP TIME	MPH	DIFF	TIME OF DAY
1 - D1		143.0	24.986	133.3	1:01.238	96.43	2.089	13:16:38.736
2 - D1	34.369	143.7	24.780	132.8	59.149 (1)	99.84		13:17:37.885
3 - D1	35.250	145.2	25.134	131.2	1:00.384	97.80	1.235	13:18:38.269
4 - D1	34.565	143.0	24.657	132.8	59.222 (3)	99.72	0.073	13:19:37.491
5 - D1	34.476	142.7	24.709	131.2	59.185 (2)	99.78	0.036	13:20:36.676
6 - D1	34.685	142.1	24.946	132.5	59.631	99.03	0.482	13:21:36.307
7 - D1	34.395	142.1	25.089	132.3	59.484	99.28	0.335	13:22:35.791
8 - D1	34.707	142.7	24.861	132.5	59.568	99.14	0.419	13:23:35.359
9 - D1	34.720	143.0	24.705	132.0	59.425	99.38	0.276	13:24:34.784
10 - D1	34.509	142.4	24.988	132.0	59.497	99.25	0.348	13:25:34.281
11 - D1	34.483	142.1	24.805	132.3	59.288	99.60	0.139	13:26:33.569
12 - D1	34.659	142.7	25.161	130.7	59.820	98.72	0.671	13:27:33.389
13 - D1	35.225	142.1	24.929	132.0	1:00.154	98.17	1.005	13:28:33.543
14 - D1	34.636	143.0	24.768	131.7	59.404	99.41	0.255	13:29:32.947
15 - D1	34.646	143.0	24.930	132.8	59.576	99.12	0.427	13:30:32.523
16 - D1	34.859	142.1	38.949	131.2	1:13.808	80.01	14.659	13:31:46.331
17 - D1	34.832	143.7	24.754	133.3	59.586	99.11	0.437	13:32:45.917
18 - D1	34.635	143.3	24.856	132.8	59.491	99.26	0.342	13:33:45.408
19 - D1	34.686	143.7	24.718	133.3	59.404	99.41	0.255	13:34:44.812
20 - D1	34.506	143.7	24.895	132.0	59.401	99.42	0.252	13:35:44.213
21 - D1	34.737	143.7	24.846	133.1	59.583	99.11	0.434	13:36:43.796
22 - D1	34.649	144.0	24.963	133.9	59.612	99.06	0.463	13:37:43.408
23 - D1	34.664	143.3	24.832	133.6	59.496	99.26	0.347	13:38:42.904
24 - D1	34.577	143.3	25.079	133.3	59.656	98.99	0.507	13:39:42.560
25 - D1	34.472	143.3	25.087	133.3	59.559	99.15	0.410	13:40:42.119
26 - D1	34.594	144.3	25.042	133.1	59.636	99.02	0.487	13:41:41.755
27 - D1	34.772	142.7	IN PIT		1:03.742	P 92.64	4.593	13:42:45.497
28 - D2	OUTLAP	143.0	25.997	132.5	3:07.090	31.56	2:07.941	13:45:52.587
29 - D2	36.375	143.0	25.747	132.5	1:02.122	95.06	2.973	13:46:54.709
30 - D2	35.043	143.7	25.324	133.1	1:00.367	97.82	1.218	13:47:55.076
31 - D2	34.659	144.0	25.441	132.8	1:00.100	98.26	0.951	13:48:55.176
32 - D2	34.813	140.1	25.715	132.8	1:00.528	97.56	1.379	13:49:55.704
33 - D2	34.797	144.0	25.120	133.1	59.917	98.56	0.768	13:50:55.621
34 - D2	34.795	144.0	25.173	132.5	59.968	98.48	0.819	13:51:55.589
35 - D2	34.687	143.7	25.162	133.3	59.849	98.67	0.700	13:52:55.438
36 - D2	34.792	143.3	25.373	132.8	1:00.165	98.15	1.016	13:53:55.603
37 - D2	35.205	143.7	25.515	133.6	1:00.720	97.26	1.571	13:54:56.323
38 - D2	34.902	143.3	25.386	130.2	1:00.288	97.95	1.139	13:55:56.611
39 - D2	36.135	143.7	25.344	134.4	1:01.479	96.05	2.330	13:56:58.090
40 - D2	34.723	144.9	25.408	134.4	1:00.131	98.21	0.982	13:57:58.221
41 - D2	34.549	144.0	25.383	133.1	59.932	98.53	0.783	13:58:58.153
42 - D2	34.937	143.3	25.289	133.6	1:00.226	98.05	1.077	13:59:58.379
43 - D2	34.692	143.3	25.270	133.6	59.962	98.49	0.813	14:00:58.341
44 - D2	34.665	144.0	25.432	132.5	1:00.097	98.26	0.948	14:01:58.438
45 - D2	34.848	143.7	25.350	133.9	1:00.198	98.10	1.049	14:02:58.636
46 - D2	34.596	144.0	25.081	133.9	59.677	98.96	0.528	14:03:58.313
47 - D2	34.412	144.0	24.994	134.4	59.406	99.41	0.257	14:04:57.719
48 - D2	34.589	143.7	25.067	133.3	59.656	98.99	0.507	14:05:57.375
49 - D2	34.299	144.6	25.404	133.3	59.703	98.91	0.554	14:06:57.078
50 - D2	34.612	143.0	25.264	132.5	59.876	98.63	0.727	14:07:56.954
51 - D2	34.647	143.7	25.970	131.7	1:00.617	97.42	1.468	14:08:57.571
52 - D2	34.945	145.5	25.117	134.4	1:00.062	98.32	0.913	14:09:57.633
53 - D2	34.620	144.6	25.313	134.2	59.933	98.53	0.784	14:10:57.566
54 - D2	34.482	144.9	26.237	134.2	1:00.719	97.26	1.570	14:11:58.285
55 - D2	34.486	144.9	25.215	134.4	59.701	98.92	0.552	14:12:57.986
56 - D2	34.425	144.6	25.385	134.2	59.810	98.74	0.661	14:13:57.796
57 - D2	34.209	145.2	25.460	133.9	59.669	98.97	0.520	14:14:57.465
58 - D2	34.387	144.6	25.355	133.6	59.742	98.85	0.593	14:15:57.207
59 - D2	34.593	144.6	25.209	133.1	59.802	98.75	0.653	14:16:57.009

Praga Cup

RACE 10 - SECTOR ANALYSIS



SECTOR 1 = FL to I1, SECTOR 2 = I1 to FL, DIFF = Difference To Personal Best Lap, P = Crossed Finish Line in Pit Lane, D = Time Disallowed

P9 2 CUP Idola Motorsport (Inv)					Praga -			
IDEAL LAP TIME : 58.628			BEST LAP TIME : 58.737		DIFFERENCE : 0.109			
D2: Jack FABBY								
LAP	SECTOR 1		SECTOR 2		LAP TIME	MPH	DIFF	TIME OF DAY
1 - D2		137.5	26.014	133.1	1:02.574	94.37	3.837	13:16:40.072
2 - D2	35.826	140.9	24.951	133.3	1:00.777	97.16	2.040	13:17:40.849
3 - D2	34.996	142.4	25.188	133.3	1:00.184	98.12	1.447	13:18:41.033
4 - D2	34.837	143.0	24.949	132.8	59.786	98.78	1.049	13:19:40.819
5 - D2	37.661	139.5	25.137	132.5	1:02.798	94.04	4.061	13:20:43.617
6 - D2	35.031	143.0	24.936	132.8	59.967	98.48	1.230	13:21:43.584
7 - D2	35.634	140.9	25.641	131.5	1:01.275	96.37	2.538	13:22:44.859
8 - D2	35.531	143.3	25.374	132.5	1:00.905	96.96	2.168	13:23:45.764
9 - D2	35.397	142.4	25.240	132.8	1:00.637	97.39	1.900	13:24:46.401
10 - D2	34.952	143.0	25.096	133.3	1:00.048	98.34	1.311	13:25:46.449
11 - D2	34.918	143.0	25.239	132.0	1:00.157	98.17	1.420	13:26:46.606
12 - D2	34.818	143.3	24.987	133.3	59.805	98.74	1.068	13:27:46.411
13 - D2	35.022	143.3	24.743	133.6	59.765	98.81	1.028	13:28:46.176
14 - D2	35.498	142.1	24.862	133.3	1:00.360	97.84	1.623	13:29:46.536
15 - D2	34.642	143.3	25.276	132.0	59.918	98.56	1.181	13:30:46.454
16 - D2	34.883	142.7	25.252	131.2	1:00.135	98.20	1.398	13:31:46.589
17 - D2	35.549	144.6	25.004	134.2	1:00.553	97.52	1.816	13:32:47.142
18 - D2	35.340	143.0	24.784	133.9	1:00.124	98.22	1.387	13:33:47.266
19 - D2	35.076	141.8	24.746	133.3	59.822	98.72	1.085	13:34:47.088
20 - D2	34.853	142.1	24.627	133.3	59.480	99.28	0.743	13:35:46.568
21 - D2	34.437	141.8	IN PIT		1:06.084	P 89.36	7.347	13:36:52.652
22 - D2	OUTLAP	141.2	24.997	131.7	4:49.763	20.38	3:51.026	13:41:42.415
23 - D2	35.010	141.2	24.666	132.0	59.676	98.96	0.939	13:42:42.091
24 - D2	34.904	141.2	24.593	131.7	59.497	99.25	0.760	13:43:41.588
25 - D2	34.823	141.2	24.583	132.8	59.406	99.41	0.669	13:44:40.994
26 - D2	34.871	141.8	24.735	132.3	59.606	99.07	0.869	13:45:40.600
27 - D2	34.827	142.4	28.815	116.8	1:03.642	92.79	4.905	13:46:44.242
28 - D2	35.592	142.4	24.849	132.5	1:00.441	97.70	1.704	13:47:44.683
29 - D2	34.730	141.8	24.543	133.1	59.273	99.63	0.536	13:48:43.956
30 - D2	34.709	142.1	24.428	133.1	59.137	99.86	0.400	13:49:43.093
31 - D2	34.338	141.8	24.445	133.1	58.783	(2) 100.46	0.046	13:50:41.876
32 - D2	34.435	142.1	24.579	132.8	59.014	100.07	0.277	13:51:40.890
33 - D2	34.488	142.1	24.738	133.1	59.226	99.71	0.489	13:52:40.116
34 - D2	34.295	141.5	24.635	133.3	58.930	100.21	0.193	13:53:39.046
35 - D2	34.646	142.1	24.735	132.3	59.381	99.45	0.644	13:54:38.427
36 - D2	34.549	141.5	24.663	133.1	59.212	99.73	0.475	13:55:37.639
37 - D2	34.653	142.1	24.547	132.8	59.200	99.75	0.463	13:56:36.839
38 - D2	34.402	141.2	24.510	133.1	58.912	100.24	0.175	13:57:35.751
39 - D2	34.309	142.1	24.495	132.8	58.804	(3) 100.42	0.067	13:58:34.555
40 - D2	34.770	141.5	24.567	133.3	59.337	99.52	0.600	13:59:33.892
41 - D2	34.510	141.8	24.576	133.1	59.086	99.95	0.349	14:00:32.978
42 - D2	34.707	142.1	24.733	133.3	59.440	99.35	0.703	14:01:32.418
43 - D2	34.567	142.4	24.614	132.8	59.181	99.78	0.444	14:02:31.599
44 - D2	34.475	142.4	24.449	133.3	58.924	100.22	0.187	14:03:30.523
45 - D2	34.295	141.2	24.605	133.3	58.900	100.26	0.163	14:04:29.423
46 - D2	34.557	142.1	24.391	133.3	58.948	100.18	0.211	14:05:28.371
47 - D2	34.660	142.1	24.521	132.8	59.181	99.78	0.444	14:06:27.552
48 - D2	34.370	142.4	24.741	132.8	59.111	99.90	0.374	14:07:26.663
49 - D2	34.664	142.4	24.631	133.6	59.295	99.59	0.558	14:08:25.958
50 - D2	34.558	142.7	24.728	132.5	59.286	99.61	0.549	14:09:25.244
51 - D2	34.936	142.4	24.628	133.3	59.564	99.14	0.827	14:10:24.808
52 - D2	34.541	142.4	24.573	133.9	59.114	99.90	0.377	14:11:23.922
53 - D2	34.237	143.0	24.649	133.3	58.886	100.28	0.149	14:12:22.808
54 - D2	34.671	142.4	24.531	133.9	59.202	99.75	0.465	14:13:22.010
55 - D2	34.554	142.7	24.582	133.3	59.136	99.86	0.399	14:14:21.146
56 - D2	34.375	142.4	24.572	132.5	58.947	100.18	0.210	14:15:20.093
57 - D2	34.314	143.0	24.423	134.2	58.737	(1) 100.54		14:16:18.830

Praga Cup

RACE 10 - BEST SECTORS

SECTOR 1			SECTOR 2			IDEAL / BEST COMPARISON						
POS	NO	NAME	TIME	NO	NAME	TIME	POS	NO	NAME	IDEAL	BEST	DIFF
									PERFECT LAP	57.943		
1	24	Idola Motorsport	33.754	11	University of Wolverhampton Ra	24.189	1	24	Idola Motorsport	58.082	58.172	0.090
2	87	Fanatec Praga Team 87	33.833	85	Praga Team 85	24.302	2	11	University of Wolverha	58.200	58.283	0.083
3	85	Praga Team 85	33.917	24	Idola Motorsport	24.328	3	85	Praga Team 85	58.219	58.285	0.066
4	11	University of Wolverhampton Ra	34.011	29	Mittell Cars	24.388	4	87	Fanatec Praga Team 8	58.254	58.347	0.093
5	29	Mittell Cars	34.102	2	Idola Motorsport (Inv)	24.391	5	29	Mittell Cars	58.490	58.551	0.061
6	77	Mittell Cars	34.209	87	Fanatec Praga Team 87	24.421	6	2	Idola Motorsport (Inv)	58.628	58.737	0.109
7	2	Idola Motorsport (Inv)	34.237	84	Idola Motorsport	24.470	7	84	Idola Motorsport	58.773	58.896	0.123
8	84	Idola Motorsport	34.303	77	Mittell Cars	24.657	8	77	Mittell Cars	58.866	59.149	0.283
9							9	4	RAW Motorsport		58.802	

Praga Cup

RACE 10 - BEST SPEEDS

INTERMEDIATE 1				FINISH LINE		
POS	NO	NAME	MPH	NO	NAME	MPH
1	24	Idola Motorsport	146.5	87	Fanatec Praga Team 87	135.5
2	87	Fanatec Praga Team 87	146.2	24	Idola Motorsport	135.0
3	77	Mittell Cars	145.5	11	University of Wolverhampton Racing	134.7
4	29	Mittell Cars	145.2	29	Mittell Cars	134.7
5	11	University of Wolverhampton Racing	144.9	85	Praga Team 85	134.7
6	85	Praga Team 85	144.6	4	RAW Motorsport	134.4
7	2	Idola Motorsport (Inv)	144.6	77	Mittell Cars	134.4
8	84	Idola Motorsport	144.3	2	Idola Motorsport (Inv)	134.2
9				84	Idola Motorsport	133.3

Praga Cup

RACE 10 - DRIVER STATISTICS

POS	NO	TEAM / DRIVERS	CAR	LAPS	RACE TIME	%	BEST	ON	MPH
1	87	Fanatec Praga Team 87	Praga -	59	1:00:28.214				
		Jimmy BROADBENT		26	28:10.924	46.60	59.552	22	99.16
		Geordie MUTCH		33	32:17.290	53.40	58.347	59	101.21
2	4	RAW Motorsport	Praga -	59	1:00:46.513				
		Ben STONE		25	27:13.510	44.80	59.674	5	98.96
		Robert WHELDON		34	33:33.003	55.20	58.802	52	100.43
3	11	University of Wolverhampton R	Praga -	59	1:00:51.271				
		Shane KELLY		31	33:17.989	54.72	58.666	25	100.66
		Stefano LEANEY		28	27:33.282	45.28	58.283	54	101.32
4	29	Mittell Cars	Praga -	59	1:00:52.400				
		Dan GORE		24	26:28.218	43.48	59.752	13	98.83
		Christopher WESEMAEL		35	34:24.182	56.52	58.551	49	100.86
5	24	Idola Motorsport	Praga -	59	1:00:55.743				
		Jem HEPWORTH		23	25:34.574	41.98	1:00.703	22	97.28
		Alex FORES		36	35:21.169	58.02	58.172	59	101.52
6	85	Praga Team 85	Praga -	59	1:00:56.533				
		Jamie MORTON		23	25:21.138	41.60	1:00.119	19	98.23
		Ben COLLINS		36	35:35.395	58.40	58.285	59	101.32
7	84	Idola Motorsport	Praga -	59	1:01:13.003				
		Ed BRIDLE		32	34:29.001	56.33	59.445	30	99.34
		Chris BRIDLE		27	26:44.002	43.67	58.896	47	100.27
8	77	Mittell Cars	Praga -	59	1:01:19.511				
		Charles HALL		27	29:15.250	47.70	59.149	2	99.84
		Scott MITTELL		32	32:04.261	52.30	59.406	47	99.41
9	2	Idola Motorsport (Inv)	Praga -	57	1:00:41.332				
		Jack FABBY		57	56:49.823	93.64	58.737	57	100.54

Praga Cup

RACE 10 - STATISTICS

Competitors Started	9
Planned Start	2022-06-05 @ 12:55:00.000
Actual Start	2022-06-05 @ 13:15:37.497
Finish Time	2022-06-05 @ 14:16:05.574
Track Length	1.6404mi.
Total Laps	529
Total Distance Covered	867.8051mi.

Session Fastest Lap History

NO	NAME	LAP TIME	TIME OF DAY	LAP	VEHICLE
4	RAW Motorsport <i>B. STONE</i>	1:00.263	13:16:37.784	1	Praga
4	RAW Motorsport <i>B. STONE</i>	59.959	13:17:37.745	2	Praga
77	Mittell Cars <i>C. HALL</i>	59.149	13:17:37.880	2	Praga
11	University of Wolverhampton Racing <i>S. KELLY</i>	58.996	13:17:38.616	2	Praga
11	University of Wolverhampton Racing <i>S. KELLY</i>	58.841	13:35:39.027	20	Praga
11	University of Wolverhampton Racing <i>S. KELLY</i>	58.666	13:40:35.843	25	Praga
85	Praga Team 85 <i>B. COLLINS</i>	58.658	13:43:55.499	26	Praga
87	Fanatec Praga Team 87 <i>G. MUTCH</i>	58.616	13:45:44.163	28	Praga
24	Idola Motorsport <i>A. FORES</i>	58.501	13:53:58.325	36	Praga
24	Idola Motorsport <i>A. FORES</i>	58.422	14:08:44.992	51	Praga
11	University of Wolverhampton Racing <i>S. LEANEY</i>	58.283	14:11:33.193	54	Praga
24	Idola Motorsport <i>A. FORES</i>	58.229	14:11:40.567	54	Praga
24	Idola Motorsport <i>A. FORES</i>	58.172	14:16:33.235	59	Praga

Session Leader History

NO	NAME	FROM LAP	LAPS LED	DISTANCE	VEHICLE
4	RAW Motorsport <i>B. STONE</i>	1	2	3.28 miles	Praga
77	Mittell Cars <i>C. HALL</i>	3	13	21.32 miles	Praga
4	RAW Motorsport <i>B. STONE</i>	16	6	9.84 miles	Praga
11	University of Wolverhampton Racing <i>S. KELLY</i>	22	10	16.40 miles	Praga
84	Idola Motorsport <i>E. BRIDLE</i>	32	1	1.64 miles	Praga
87	Fanatec Praga Team 87 <i>G. MUTCH</i>	33	27	44.29 miles	Praga

Flag History

TYPE	TIME OF DAY
GREEN	13:15:37.497
FINISH	14:16:05.574

Flag Statistics

TYPE	COUNT	TOTAL LAPS	TOTAL TIME
Green	1	59	1:01:23.328
Red	0	0	0.000
Safety Car	0	0	0.000
FCY	0	0	0.000