



223rd SLBC Meeting - Annexures as on 31.03.2023		Page No.
1. Bank wise Branches, Deposits & Advances as on 31.03.2023 (Amount in Crores)		1
2. District-wise No. of Branches, Deposits & Advances as on 31.03.2023 (Amt. in Crores)		2
3. Bank Wise Priority Sector Advances as on 31.03.2023 (Amount in crores)		3
4. District-wise Priority Sector Advances Outstanding as on 31.03.2023 (amount in crores)		5
5. Bank-wise Total Agricultural Advances Outstanding under Priority Sector and Non-Priority Sector as on 31.03.2023		6
6. Bank-wise Advances Outstanding to Agricultural Term Loans and Allied Activities as on 31.03.2023 (Amt in crores)		7
7. Bank-wise Progress in lending to Agricultural Term Loans - Disbursements as on 31.03.2023 (Amount in Crores)		8
8. BANK-WISE SHG Bank Linkage as on 31.03.2023		9
9. Bank-wise Total MSME Advances Outstanding as on 31.03.2023 (Amount in Crores)		10
10. Export Credit (Priority Sector) - Bank-wise Outstanding position as on 31.03.2023 (in crores)		11
11. Bank-wise Total Housing Loans Outstanding as on 31.03.2023 (Amount in Crores)		12
12. Bank-wise Total Education Loans Outstanding as on 31.03.2023 (Amount in Crores)		13
13. Bank-wise Outstanding under Social Infrastructure as on 31.03.2023 (Amount in Crores)		14
14. Bank-wise Outstanding under Renewable Energy as on 31.03.2023 (Amount in Crores)		15
15. Bank-Wise Advances Outstanding To Small & Marginal Farmers, Minorities, Weaker Section, SC/ST and Women as on 31.03.2023		16
16. ANNUAL CREDIT PLAN 2022-23 DISTRICT-WISE ACHIEVEMENT as on 31.03.2023 (Amount in crores)		17
17. Annual Credit Plan 2022-23- Bank Wise Achievement as on 31.03.2023 (Amount in crores)		18
18. Annual Credit Plan 2022-23 - Bank Wise achievement as on 31.03.2023 (Amount in crores)		20
19. Disbursements under Housing Loans as on 31.03.2023 (Amount. in Crores)		21
20. Disbursements under Education Loans as on 31.03.2023 (Amount in Crores)		22
21. Short term Crop Production Loans (Priority Sector)-Bank-wise Outstanding and NPA as on 31.03.2023 (Amount in Crores)		23
22. Agri. Term Loans incl. allied activities (Priority Sector) -Bank-wise Outstanding & NPA as on 31.03.2023 (Amount in crores)		24
23. Farm Credit (Priority Sector)-Bank-wise Outstanding & NPA as on 31.03.2023 (Amount in crores)		25
24. Agriculture Infrastructure (Priority Sector)-Bank-wise Outstanding & NPA as on 31.03.2023 (Amount in Crores)		26
25. Ancillary Activities (Priority Sector) -Bank-wise Outstanding & NPA as on 31.03.2023 (Amount in crores)		27
26. Total Agricultural Advances (Priority Sector)-Bank-wise Outstanding & NPA as on 31.03.2023 (Amount in Crores)		28
27. Micro, Small & Medium Enterprises (Priority Sector) -Bank-wise Outstanding & NPA as on 31.03.2023 (Amount in Crores)		29
28. Others' under Priority Sector Advances-Bank-wise Outstanding & NPA as on 31.03.2023 (Amount in crores)		30
29. Total Priority Sector Advances-Bank-wise Outstanding & NPA as on 31.03.2023 (Amount in crores)		31
30. Total Non Priority Sector Advances-Bank-wise Outstanding & NPA as on 31.03.2023 (Amount in crores)		32
31. Total Advances-Bank-wise Outstanding & NPA as on 31.03.2023 (Amount in crores)		33
32. Housing Loans (Priority Sector)-Bank-wise Outstanding & NPA as on 31.03.2023 (Amount in Crores)		34
33. Education Loans (Priority Sector)-Bank-wise Outstanding & NPA as on 31.03.2023 (Amount in Crores)		35
34. Agricultural Advances (Non-Priority Sector)-Bank-wise Outstanding & NPA as on 31.03.2023 (Amount in Crores)		36
35. Housing Loans (Non-Priority Sector)-Bank-wise Outstanding & NPA as on 31.03.2023 (Amount in Crores)		37
36. Education Loans (Non-Priority Sector)-Bank-wise Outstanding & NPA as on 31.03.2023 (Amount in Crores)		38
37. Bank wise ATM position as on 31.03.2023		39
38. Bank wise Bank Mitra Position on 31.03.2023		40
39. Bank wise PMMY Disbursement as on 20.01.2023		41
40. BANK WISE STAND UP INDIA POSITION as on 31.03.2023		42
41. PMFME Data as on 31.03.2023		43
42. PMSVANidhi Bank wise Report as on 31.01.2023		44
43. BANK WISE DETAILS OF ENROLLMENTS UNDER APY UPTO 31.03.2023		45
44. BANK WISE STATUS OF PMSBY & PMJBY AS ON 31.03.2023		46
45. COMPREHENSIVE PERFORMANCE REPORT OF "ANDHRA PRADESH - RSETIS" FOR THE FINANCIAL YEAR (2022-23) for the quarter ended March 2023		47

1. Bank wise Branches, Desposits & Advances as on 31.03.2023 (Amount in Crores)

S.No	Bank Type	Rural	Semi Urban	Urban	Metro	Total Brs.	Deposits	Advances	CD Ratio
1	Bank of Baroda	73	68	81	17	239	14474.12	33574.59	231.96
2	Bank of India	34	67	37	19	157	5616.62	15058.25	268.10
3	Bank of Maharashtra	3	8	17	8	36	906.07	4301.30	474.72
4	Canara Bank	261	176	151	76	664	25576.20	61086.83	238.84
5	Central Bank Of India	32	46	33	16	127	3826.79	6831.06	178.51
6	Indian Bank	101	92	91	38	322	14814.41	29037.94	196.01
7	Indian Overseas Bank	45	44	44	24	157	6567.81	10269.59	156.36
8	Punjab National Bank	18	45	65	6	134	4937.62	13881.33	281.13
9	Punjab & Sind Bank	-	-	6	3	9	559.90	4304.12	768.73
10	Uco Bank	11	7	18	8	44	1164.97	2766.09	237.44
11	Union Bank of India	444	351	246	109	1150	82213.68	107176.96	130.36
12	State Bank of India	459	460	329	180	1428	134583.85	173481.75	128.90
Public Sector Banks Total		1481	1364	1118	504	4467	295242.04	461769.81	156.40
13	Axis Bank	26	67	54	28	175	15506.58	18872.84	121.71
14	Bandhan Bank	-	-	11	4	15	641.74	875.89	136.49
15	Catholic Syrian Bank Ltd	11	50	14	4	79	253.97	1167.38	459.65
16	City Union Bank Ltd	2	11	30	6	49	1197.79	3341.53	278.97
17	Coastal Local Area Bank	11	26	13	-	50	738.55	596.38	80.75
18	DCB Bank	2	8	11	2	23	549.44	1095.27	199.34
19	Dhana Laxmi Bank	-	1	9	-	10	174.61	317.78	181.99
20	Federal Bank	8	-	23	-	31	1883.13	1657.11	88.00
21	HDFC Bank Ltd	25	151	105	64	345	24292.53	41745.82	171.85
22	ICICI Bank Ltd.	56	74	49	35	214	15912.37	26386.73	165.83
23	IDBI	6	16	28	7	57	3832.61	5781.17	150.84
24	IDFC Bank	2	16	16	8	42	1985.49	3827.89	192.79
25	Indus Ind Bank	3	21	33	15	72	2797.84	5556.94	198.62
26	Karnataka Bank	2	8	25	8	43	2223.04	2819.01	126.81
27	Karur Vysya Bank	17	58	40	16	131	8111.30	9577.00	118.07
28	KBS Local Area Bank	30	30	32	14	106	5021.97	5272.85	105.00
29	Kotak Mahindra Bank	-	1	1	-	2	22.70	9.63	42.42
30	RBL Bank	3	1	-	2	6	566.81	411.41	72.58
31	South Indian Bank	2	4	16	-	22	881.33	1174.06	133.21
32	Tamilnad Mercantile Bank	-	17	10	-	27	1226.27	1842.88	150.28
33	Yes Bank	1	3	15	7	26	1884.06	2715.88	144.15
Private Sector Banks Total		207	563	535	220	1525	89704.13	135045.45	150.55
Commercial Banks Total		1688	1927	1653	724	5992	384946.17	596815.26	155.04
34	AP State Co operative Bank	184	128	116	14	442	22219.89	35636.76	160.38
Co-op. Banks Total		184	128	116	14	442	22219.89	35636.76	160.38
35	APGVB	326	144	82	-	552	19791.69	21863.84	110.47
36	APGB	193	35	50	-	278	8043.17	7307.85	90.86
37	CGGB	142	79	28	-	249	8543.23	9819.11	114.93
38	SGB	157	57	20	-	234	11937.16	10121.55	84.79
RRB's Total		818	315	180	-	1313	48315.25	49112.35	101.65
39	Equitas Small Finance Bank Ltd	-	1	15	5	21	684.18	515.72	75.38
40	Fincare Small Finance Bank	5	38	26	3	72	458.12	1773.16	387.05
41	ESAF Bank	-	-	3	-	3	18.30	32.00	174.86
Small Finance Banks Total		5	39	44	8	96	1160.60	2320.88	200
42	Airtel Payments Bank	-	-	-	-	-	21.68	0.00	-
43	Fino Payment Bank	-	-	-	1	1	0.32	0.00	-
44	India Post payment Bank	-	3	21	-	24	297.34	0.00	-
Payment Banks Total		-	3	21	1	25	319.34	-	-
45	APSFC	-	-	13	-	13	0.00	580.75	-
Others Total		-	-	13	-	13	-	580.75	-
Grand Total		2695	2412	2027	747	7881	456961	684466	149.79

SLBC OF A.P		Convener: 				
2. District-wise No. of Branches, Deposits & Advances as on 31.03.2023 (Amt. in Crores)						
S.No.	Name of the District	District Code	Deposits	Advances	CD Ratio	Remarks
1	Alluri Sitharama Raju	745	1551.82	1829.82	117.91	Above RBI Norm of 60%
2	Anakapalli	744	7637.94	11767.22	154.06	Above RBI Norm of 60%
3	Ananthapuramu	502	15921.58	23794.03	149.45	Above RBI Norm of 60%
4	Annamayya	753	10562.21	14753.21	139.68	Above RBI Norm of 60%
5	Bapatla	750	9196.71	16705.09	181.64	Above RBI Norm of 60%
6	Chittoor	503	15194.31	16730.47	110.11	Above RBI Norm of 60%
7	Dr. B.R.Ambedkar Konaseema	747	9793.62	17286.81	176.51	Above RBI Norm of 60%
8	East Godavari	505	15749.03	25770.61	163.63	Above RBI Norm of 60%
9	Eluru	748	13179.26	23185.58	175.92	Above RBI Norm of 60%
10	Guntur	506	38435.43	48287.21	125.63	Above RBI Norm of 60%
11	Kakinada	746	18412.19	25028.91	135.94	Above RBI Norm of 60%
12	Krishna	510	20948.59	37721.44	180.07	Above RBI Norm of 60%
13	Kurnool	511	13961.61	20216.54	144.80	Above RBI Norm of 60%
14	Nandyal	755	8586.31	16326.00	190.14	Above RBI Norm of 60%
15	NTR	749	56446.90	103399.20	183.18	Above RBI Norm of 60%
16	Palnadu	751	10171.89	21970.10	215.99	Above RBI Norm of 60%
17	Parvathipuram Manyam	743	2801.91	4244.90	151.50	Above RBI Norm of 60%
18	Prakasam	517	13335.41	25671.27	192.50	Above RBI Norm of 60%
19	SPSR Nellore	515	18694.16	30372.59	162.47	Above RBI Norm of 60%
20	Sri Sathya Sai	754	9065.99	14063.04	155.12	Above RBI Norm of 60%
21	Srikakulam	519	11377.20	15451.66	135.81	Above RBI Norm of 60%
22	Tirupati	752	35028.13	29166.80	83.27	Above RBI Norm of 60%
23	Visakhapatnam	520	60471.90	74844.93	123.77	Above RBI Norm of 60%
24	Vizianagaram	521	10344.31	14692.81	142.04	Above RBI Norm of 60%
25	West Godavari	523	15358.07	28850.08	187.85	Above RBI Norm of 60%
26	Y.S.R	504	14734.77	22335.68	151.58	Above RBI Norm of 60%
GRAND TOTAL			456961.25	684466.00	149.79	Above RBI Norm of 60%

SLBC OF A.P		Convener: 				
2. District-wise No. of Branches as on 31.03.2023						
S.No.	Name of the District	No. of Branches				
		Rural	Semi Urban	Urban	Metro	Total
1	Alluri Sitharama Raju	46	14	0	0	60
2	Anakapalli	111	89	19	6	225
3	Ananthapuramu	87	70	122	0	279
4	Annamayya	111	75	28	0	214
5	Bapatla	105	131	2	0	238
6	Chittoor	134	71	65	0	270
7	Dr. B.R.Ambedkar Konaseema	127	129	16	0	272
8	East Godavari	101	126	122	0	349
9	Eluru	117	111	88	0	316
10	Guntur	162	82	265	2	511
11	Kakinada	97	116	108	0	321
12	Krishna	166	142	84	31	423
13	Kurnool	44	39	128	0	211
14	Nandyal	87	86	57	0	230
15	NTR	88	112	63	202	465
16	Palnadu	96	113	42	43	294
17	Parvathipuram Manyam	50	52	10	0	112
18	Prakasam	130	95	68	8	301
19	SPSR Nellore	138	119	129	0	386
20	Sri Sathya Sai	55	71	47	0	173
21	Srikakulam	181	107	67	0	355
22	Tirupati	117	125	117	0	359
23	Visakhapatnam	32	22	66	455	575
24	Vizianagaram	123	82	88	0	293
25	West Godavari	107	161	97	0	365
26	Y.S.R	83	72	129	0	284
GRAND TOTAL		2695	2412	2027	747	7881

3. Bank Wise Priority Sector Advances as on 31.03.2023 (Amount in Lakhs)

S.No.	Name of the Bank	Short Term Production Loans	Agri.Term Loans	Farm Credit	Agri.Infra.	Ancillary Activities	Total Agri.Advances	
							Amount	% to Total Advances
1	Bank of Baroda	7535.93	2145.28	9681.21	37.73	494.01	10212.95	30.42
2	Bank of India	3012.08	2239.99	5252.07	6.05	944.27	6202.39	41.19
3	Bank of Maharashtra	65.67	63.60	129.27	1.23	47.50	178.00	4.14
4	Canara Bank	33210.63	784.38	33995.01	70.74	1200.59	35266.34	57.73
5	Central Bank of India	2704.05	623.68	3327.73	479.75	30.24	3837.72	56.18
6	Indian Bank	9319.18	2573.46	11892.64	12.58	692.98	12598.20	43.39
7	Indian Overseas Bank	535.94	3979.58	4515.52	4.31	321.58	4841.41	47.14
8	Punjab National Bank	645.75	159.02	804.77	30.52	197.14	1032.43	7.44
9	Punjab & Sind Bank	11.43	6.37	17.80	8.43	4.31	30.54	0.71
10	UCO Bank	107.44	131.96	239.40	0.99	1.51	241.90	8.75
11	Union Bank of India	19868.48	20351.02	40219.50	453.68	5226.14	45899.32	42.83
12	State Bank of India	29801.02	12644.26	42445.28	65.48	2955.08	45465.84	26.21
Public Sector Banks Total		106817.60	45702.60	152520.20	1171.49	12115.35	165807.04	35.91
13	Axis Bank	1503.35	1285.73	2789.08	32.81	1008.80	3830.69	20.30
14	Bandhan Bank	-	7.43	7.43	0.96	12.72	21.11	2.41
15	Catholic Syrian Bank Ltd	121.80	905.55	1027.35	0.20	5.58	1033.13	88.50
16	City Union Bank Ltd	119.27	242.31	361.58	42.19	332.80	736.57	22.04
17	Coastal Local Area Bank Ltd	56.57	46.73	103.30	-	-	103.30	17.32
18	DCB Bank Limited	155.15	46.86	202.01	-	16.44	218.45	19.94
19	Dhana Laxmi Bank	167.15	-	167.15	-	-	167.15	52.60
20	Federal Bank	639.27	11.67	650.94	0.77	11.70	663.41	40.03
21	HDFC Bank Ltd	2189.71	1957.86	4147.57	29.90	1758.58	5936.05	14.22
22	ICICI Bank Ltd.	2043.37	304.70	2348.07	-	129.16	2477.23	9.39
23	IDBI Bank	1359.63	230.65	1590.28	0.84	20.72	1611.84	27.88
24	IDFC First Bank	323.19	242.19	565.38	-	0.61	565.99	14.79
25	Indus Ind Bank	-	716.71	716.71	18.93	14.59	750.23	13.50
26	Karnataka Bank	318.72	13.09	331.81	70.84	135.81	538.46	19.10
27	Karur Vysya Bank	1983.83	567.38	2551.21	56.20	3.62	2611.03	27.26
28	Kotak Mahindra Bank	17.19	589.04	606.23	47.33	416.94	1070.50	20.30
29	KBS Local Area Bank	-	1.27	1.27	-	-	1.27	13.19
31	RBL Bank	122.52	37.27	159.79	-	-	159.79	38.84
32	South Indian Bank	455.18	0.12	455.30	-	21.97	477.27	40.65
33	Tamilnad Mercantile Bank	198.92	280.64	479.56	4.96	178.92	663.44	36.00
34	YES Bank	4.90	0.95	5.85	-	106.50	112.35	4.14
Private Sector Banks Total		11779.72	7488.15	19267.87	305.93	4175.46	23749.26	17.59
Commercial Banks Total		118597.32	53190.75	171788.07	1477.42	16290.81	189556.30	31.76
35	AP State Co-op Bank	14576.10	8124.76	22700.86	495.43	-	23196.29	65.09
Co-op. Banks Total		14576.10	8124.76	22700.86	495.43	-	23196.29	65.09
36	Andhra Pragathi Grameena Bank	9158.35	7736.48	16894.83	3.93	-	16898.76	77.29
37	A.P.Grameena Vikas Bank	1761.08	3546.29	5307.37	-	-	5307.37	72.63
38	C.G.G.B.	5602.67	2490.69	8093.36	-	-	8093.36	82.42
39	Saptagiri Grameena Bank	6283.43	2572.81	8856.24	-	-	8856.24	87.50
R.R.Bs Total		22805.53	16346.27	39151.80	3.93	-	39155.73	79.73
40	Equitas Small Finance Bank	-	8.78	8.78	-	-	8.78	1.70
41	Fincare Small Finance Bank	-	458.82	458.82	-	-	458.82	25.88
42	ESAF Bank	-	15.26	15.26	-	-	15.26	47.69
Small Finance Banks Total		-	482.86	482.86	-	-	482.86	20.81
43	A P S F C	-	-	-	-	-	-	-
Others Total		-	-	-	-	-	-	-
Grand Total		155978.95	78144.64	234123.59	1976.78	16290.81	252391.18	36.87
Consolidation								
Commercial Banks		118597.32	53190.75	171788.07	1477.42	16290.81	189556.30	31.76
Co-operative Banks		14576.10	8124.76	22700.86	495.43	-	23196.29	65.09
Regional Rural Banks		22805.53	16346.27	39151.80	3.93	-	39155.73	79.73
Others		-	482.86	482.86	-	-	482.86	20.81
Others Total		-	-	-	-	-	-	-
Grand Total		155979	78145	234124	1977	16291	252391	37

nt in crores)

S.No.	Name of the Bank	MSME	Export Credit	Others' under Priority Sector Advances	Advances	
					Amount	% to Total Advances
1	Bank of Baroda	3070.08	-	2312.88	15595.91	46.45
2	Bank of India	1811.84	-	1106.86	9121.09	60.57
3	Bank of Maharashtra	594.96	-	125.54	898.50	20.89
4	Canara Bank	6656.47	-	3051.24	44974.05	73.62
5	Central Bank of India	977.18	-	489.90	5304.80	77.66
6	Indian Bank	4255.83	-	721.36	17575.39	60.53
7	Indian Overseas Bank	1534.55	-	662.84	7038.80	68.54
8	Punjab National Bank	1455.89	-	566.39	3054.71	22.01
9	Punjab & Sind Bank	157.95	-	49.44	237.93	5.53
10	UCO Bank	286.84	107.61	610.07	1246.42	45.06
11	Union Bank of India	16520.54	-	4651.71	67071.57	62.58
12	State Bank of India	13800.39	5.53	16345.98	75617.74	43.59
Public Sector Banks Total		51122.52	113.14	30694.21	247736.91	53.65
13	Axis Bank	5084.63	42.26	334.95	9292.53	49.24
14	Bandhan Bank	52.74	-	526.24	600.09	68.51
15	Catholic Syrian Bank Ltd	4.48	-	2.61	1040.22	89.11
16	City Union Bank Ltd	1479.42	-	34.54	2250.53	67.35
17	Coastal Local Area Bank Ltd	102.24	-	62.70	268.24	44.98
18	DCB Bank Limited	209.27	-	118.51	546.23	49.87
19	Dhana Laxmi Bank	51.37	-	34.96	253.48	79.77
20	Federal Bank	187.36	-	123.84	974.61	58.81
21	HDFC Bank Ltd	9643.94	-	844.74	16424.73	39.34
22	ICICI Bank Ltd.	4915.10	10.71	971.61	8374.65	31.74
23	IDBI Bank	373.01	-	409.65	2394.50	41.42
24	IDFC First Bank	689.07	-	112.02	1367.08	35.71
25	Indus Ind Bank	1450.45	-	58.10	2258.78	40.65
26	Karnataka Bank	1016.73	-	163.46	1718.65	60.97
27	Karur Vysya Bank	2733.61	-	143.47	5488.11	57.31
28	Kotak Mahindra Bank	2084.47	-	24.42	3179.39	60.30
29	KBS Local Area Bank	3.03	-	0.60	4.90	50.88
31	RBL Bank	78.42	-	17.01	255.22	62.04
32	South Indian Bank	255.65	-	23.10	756.02	64.39
33	Tamilnad Mercantile Bank	532.93	-	112.29	1308.66	71.01
34	YES Bank	875.48	-	33.19	1021.02	37.59
Private Sector Banks Total		31823.40	52.97	4152.01	59777.64	44.26
Commercial Banks Total		82945.92	166.11	34846.22	307514.55	51.53
35	AP State Co-op Bank	90.39	-	7011.76	30298.44	85.02
Co-op. Banks Total		90.39	-	7011.76	30298.44	85.02
36	Andhra Pragathi Grameena Bank	1627.71	-	1396.18	19922.65	91.12
37	A.P.Grameena Vikas Bank	804.84	-	360.71	6472.92	88.57
38	C.G.G.B.	469.29	-	391.35	8954.00	91.19
39	Saptagiri Grameena Bank	656.48	-	287.91	9800.63	96.83
R.R.Bs Total		3558.32	-	2436.15	45150.20	91.93
40	Equitas Small Finance Bank	330.12	-	20.37	359.27	69.66
41	Fincare Small Finance Bank	276.49	-	646.95	1382.26	77.95
42	ESAF Bank	0.08	-	1.50	16.84	52.63
Small Finance Banks Total		606.69	-	668.82	1758.37	75.76
43	A P S F C	580.75	-	-	580.75	100.00
Others Total		580.75	-	-	580.75	100.00
Grand Total		87782.07	166.11	44962.95	385302.31	56.29
Commercial Banks		82945.92	166.11	34846.22	307514.55	51.53
Co-operative Banks		90.39	-	7011.76	30298.44	85.02
Regional Rural Banks		3558.32	-	2436.15	45150.20	91.93
Others		606.69	-	668.82	1758.37	75.76
Others Total		580.75	-	-	580.75	100.00
Grand Total		87782	166	44963	385302	56

4. District-wise Priority Sector Advances Outstanding as on 31.03.2023 (amount in crores)

S.No.	District	Short Term Production Loans	Agri.Term Loans	Farm Credit	Agri. Infra.	Ancillary Activities	Total Agri. Advances	MSME	Export Credit	Others' under Priority Sector	Total Priority Sector
1	Alluri Sitharama Raju	592.94	255.18	848.12	4.92	45.25	898.29	157.88	0.00	26.23	1082.40
2	Anakapalli	3742.57	2433.51	6176.08	34.69	216.38	6427.15	1022.26	0.00	698.34	8147.75
3	Ananthapuramu	8479.32	2961.23	11440.55	50.61	290.23	11781.39	2711.96	0.02	1247.23	15740.60
4	Annamayya	6094.44	2583.97	8678.41	12.69	135.40	8826.50	1134.51	0.00	712.36	10673.37
5	Bapatla	6541.49	3620.98	10162.47	109.46	294.85	10566.78	1224.29	0.00	961.99	12753.06
6	Chittoor	6158.08	2510.75	8668.83	51.70	235.80	8956.33	1706.98	0.00	775.34	11438.65
7	Dr. B.R.Ambedkar Konaseema	5267.34	3330.22	8597.56	72.77	874.52	9544.85	1780.87	0.00	1317.62	12643.34
8	East Godavari	6293.31	3302.29	9595.60	71.26	1174.64	10841.50	3578.37	0.00	1909.32	16329.19
9	Eluru	7747.89	5099.09	12846.98	88.93	610.59	13546.50	2186.37	0.00	1721.68	17454.55
10	Guntur	7408.15	3478.19	10886.34	227.44	1999.02	13112.80	9408.68	118.30	3075.83	25715.61
11	Kakinada	6157.53	3390.56	9548.09	94.19	1108.37	10750.65	3664.56	10.71	1663.87	16089.79
12	Krishna	5443.84	4450.06	9893.90	104.95	612.88	10611.73	4535.01	0.00	2114.24	17260.98
13	Kurnool	5372.28	1678.18	7050.46	74.66	371.59	7496.71	2632.25	0.00	2092.07	12221.03
14	Nandyal	5364.95	2158.87	7523.82	147.92	444.79	8116.53	1557.57	0.00	1414.03	11088.13
15	NTR	5940.19	4777.89	10718.08	157.82	1638.02	12513.92	10752.65	0.00	6472.95	29739.52
16	Palnadu	9672.05	3338.01	13010.06	91.03	576.82	13677.91	2005.59	0.00	1560.16	17243.66
17	Parvathipuram Manyam	1638.40	820.13	2458.53	12.86	69.03	2540.42	299.82	0.00	207.47	3047.71
18	Prakasam	9057.97	3951.97	13009.94	100.57	441.69	13552.20	3946.21	0.00	1314.43	18812.84
19	SPSR Nellore	8981.43	3923.41	12904.84	66.06	847.48	13818.38	4274.55	0.00	1722.01	19814.94
20	Sri Sathya Sai	5694.96	2456.47	8151.43	43.59	150.54	8345.56	1403.06	0.00	595.12	10343.74
21	Srikakulam	4205.94	2913.53	7119.47	62.29	273.03	7454.79	1599.74	0.00	1188.16	10242.69
22	Tirupati	8353.74	2757.53	11111.27	91.76	564.17	11767.20	3533.24	7.24	1589.66	16897.34
23	Visakhapatnam	2752.12	1570.65	4322.77	19.66	1157.69	5500.12	13465.30	29.84	5998.49	24993.75
24	Vizianagaram	4018.71	2635.30	6654.01	44.47	244.26	6942.74	1557.36	0.00	1312.05	9812.15
25	West Godavari	7588.51	4644.79	12233.30	69.74	1619.91	13922.95	4919.75	0.00	1966.85	20809.55
26	Y.S.R	7410.80	3101.88	10512.68	70.74	293.86	10877.28	2723.24	0.00	1305.45	14905.97
Grand Total		155979	78145	234124	1977	16291	252391	87782	166	44963	385302

5. Bank-wise Total Agricultural Advances Outstanding under Priority Sector and Non-Priority Sector as on 31.03.2023

S.No.	Name of the Bank	Priority Sector		Non-Priority Sector		Total Agriculture	
		Accounts	Amount	Accounts	Amount	Accounts	Amount
1	Bank of Baroda	557378	10212.95	1220	141.87	558598	10354.82
2	Bank of India	366932	6202.39	-	-	366932	6202.39
3	Bank of Maharashtra	5367	178.00	-	-	5367	178.00
4	Canara Bank	2143274	35266.34	538	124.46	2143812	35390.80
5	Central Bank of India	167350	3837.72	-	-	167350	3837.72
6	Indian Bank	730336	12598.20	23	139.88	730359	12738.08
7	Indian Overseas Bank	246170	4841.41	115	356.75	246285	5198.16
8	Punjab National Bank	38959	1032.43	5	56.19	38964	1088.62
9	Punjab & Sind Bank	252	30.54	-	-	252	30.54
10	UCO Bank	14847	241.90	-	-	14847	241.90
11	Union Bank of India	2406406	45899.32	112	1303.41	2406518	47202.73
12	State Bank of India	2171600	45465.84	5143	99.77	2176743	45565.61
Public Sector Banks Total		8848871	165807.04	7156	2222.33	8856027	168029.37
13	Axis Bank	36750	3830.69	6	35.95	36756	3866.64
14	Bandhan Bank	9662	21.11	-	-	9662	21.11
15	Catholic Syrian Bank Ltd	52622	1033.13	2	0.02	52624	1033.15
16	City Union Bank Ltd	13664	736.57	-	-	13664	736.57
17	Coastal Local Area Bank Ltd	11876	103.30	2000	65.00	13876	168.30
18	DCB Bank Limited	3915	218.45	960	7.66	4875	226.11
19	Dhana Laxmi Bank	3675	167.15	-	-	3675	167.15
20	Federal Bank	19949	663.41	-	-	19949	663.41
21	HDFC Bank Ltd	39738	5936.05	267	45.18	40005	5981.23
22	ICICI Bank Ltd.	56223	2477.23	-	-	56223	2477.23
23	IDBI Bank	88031	1611.84	-	-	88031	1611.84
24	IDFC First Bank	30957	565.99	238	22.11	31195	588.10
25	Indus Ind Bank	16735	750.23	-	-	16735	750.23
26	Karnataka Bank	15559	538.46	14	2.70	15573	541.16
27	Karur Vysya Bank	121794	2611.03	19264	668.32	141058	3279.35
28	Kotak Mahindra Bank	19240	1070.50	-	-	19240	1070.50
29	KBS Local Area Bank	121	1.27	-	-	121	1.27
31	RBL Bank	17839	159.79	7	1.06	17846	160.85
32	South Indian Bank	23304	477.27	2	0.04	23306	477.31
33	Tamilnad Mercantile Bank	37242	663.44	3	0.38	37245	663.82
34	Yes Bank	111	112.35	-	-	111	112.35
Private Sector Banks Total		619007	23749.26	22763	848.42	641770	24597.68
Commercial Banks Total		9467878	189556.30	29919	3070.75	9497797	192627.05
35	AP State Co-op Bank	341463	23196.29	-	-	341463	23196.29
Co-op. Banks Total		341463	23196.29	-	-	341463	23196.29
36	Andhra Pragathi Grameena Bank	1282730	16898.76	-	-	1282730	16898.76
37	A.P.Grameena Vikas Bank	381945	5307.37	-	-	381945	5307.37
38	C.G.G.B.	551386	8093.36	-	-	551386	8093.36
39	Saptagiri Grameena Bank	574298	8856.24	-	-	574298	8856.24
R.R.Bs Total		2790359	39155.73	-	-	2790359	39155.73
40	Equitas Small Finance Bank Ltd	180	8.78	-	-	180	8.78
41	Fincare Small Finance Bank	164640	458.82	-	-	164640	458.82
42	ESAF Bank	661	15.26	-	-	661	15.26
Small Finance Banks Total		165481	483	-	-	165481	483
43	Airtel Payments Bank	-	-	-	-	-	-
44	Fino Payment Bank	-	-	-	-	-	-
45	India Post payment Bank	-	-	-	-	-	-
Payment Banks Total		-	-	-	-	-	-
42	A P S F C	-	-	-	-	-	-
Others Total		-	-	-	-	-	-
Grand Total		12765181	252391	29919	3071	12795100	255462
Consolidation							
Commercial Banks		9467878	189556	29919	3071	9497797	192627
Co-operative Banks		341463	23196	-	-	341463	23196
Regional Rural Banks		2790359	39156	-	-	2790359	39156
Small Finance Banks Total		165481	483	-	-	165481	483
Payment Banks Total		-	-	-	-	-	-
Others Total		-	-	-	-	-	-
Grand Total		12765181	252391	29919	3071	12795100	255462

**6. Bank-wise Advances Outstanding to Agricultural Term Loans and Allied Activities as on
31.03.2023 (Amt in crores)**

S.No.	Name of the Bank	Farm Mechanisation	Dairy Development	Poultry Development	Fisheries Development
1	Bank of Baroda	-	114.49	40.17	16.42
2	Bank of India	1817.21	-	-	-
3	Bank of Maharashtra	-	0.68	-	-
4	Canara Bank	38.55	422.89	70.21	695.96
5	Central Bank of India	1.26	8.39	129.44	103.09
6	Indian Bank	8.48	135.94	2.25	7.13
7	Indian Overseas Bank	9.85	17.92	106.51	4.81
8	Punjab National Bank	0.07	0.53	3.70	6.23
9	Punjab & Sind Bank	42.00	12.89	4.00	36.98
10	UCO Bank	0.46	-	0.57	-
11	Union Bank of India	1.33	8751.69	265.04	624.05
12	State Bank of India	15.23	152.41	81.52	3.64
Public Sector Banks Total		1934.44	9617.83	703.41	1498.31
13	Axis Bank	-	-	-	-
14	Bandhan Bank	-	-	-	-
15	Catholic Syrian Bank Ltd	-	-	-	-
16	City Union Bank Ltd	3.53	0.75	2.70	113.11
17	Coastal Local Area Bank Ltd	-	-	-	-
18	DCB Bank Limited	41.23	-	-	-
19	Dhana Laxmi Bank	-	-	-	-
20	Federal Bank	1.23	0.75	-	0.97
21	HDFC Bank Ltd	396.21	-	-	-
22	ICICI Bank Ltd.	57.49	639.22	112.71	40.97
23	IDBI Bank	0.14	-	-	-
24	IDFC First Bank	37.84	174.53	0.41	1.01
25	Indus Ind Bank	-	-	-	-
26	Karnataka Bank	1.94	1.35	24.95	3.56
27	Karur Vysya Bank	8.20	137.47	9.46	65.41
28	Kotak Mahindra Bank	539.76	0.12	-	26.51
29	KBS Local Area Bank	-	-	-	-
31	RBL Bank	0.22	0.01	-	-
32	South Indian Bank	-	-	-	0.08
33	Tamilnad Mercantile Bank	-	241.84	-	-
34	YES Bank	-	-	-	-
Private Sector Banks Total		1087.79	1196.04	150.23	251.62
Commercial Banks Total		3022.23	10813.87	853.64	1749.93
35	AP State Co-op Bank	66.14	59.43	41.81	17.39
Co-op. Banks Total		66.14	59.43	41.81	17.39
36	Andhra Pragathi Grameena Bank	21.56	25.91	0.06	0.14
37	A.P.Grameena Vikas Bank	666.80	0.85	0.05	5.59
38	C.G.G.B.	1.27	6.06	0.26	11.88
39	Saptagiri Grameena Bank	8.00	122.93	1.43	55.55
R.R.B.s Total		697.63	155.75	1.80	73.16
40	Equitas Small Finance Bank	-	-	-	-
41	Fincare Small Finance Bank	-	-	-	-
42	ESAF Bank	-	-	-	-
Small Finance Banks Total		-	-	-	-
43	Airtel Payments Bank	-	-	-	-
44	Fino Payment Bank	-	-	-	-
45	India Post payment Bank	-	-	-	-
Payment Banks Total		-	-	-	-
46	A P S F C	-	-	-	-
Others Total		-	-	-	-
Grand Total		3786.00	11029.05	897.25	1840.48

**7. Bank-wise Progress in lending to Agricultural Term Loans - Disbursements as on 31.03.2023
(Amount in Crores)**

S.No	Name of the Bank	Farm Mechanisation		Dairy Development		Poultry Development		Fisheries Development	
		A/Cs	Amount	A/Cs	Amount	A/Cs	Amount	A/Cs	Amount
1	Bank of Baroda	-	-	2523	80.38	1433	25.76	376	12.44
2	Bank of India	111070	1676.89	-	-	-	-	-	-
3	Bank of Maharashtra	-	-	13	0.29	-	-	-	-
4	Canara Bank	343	4.61	26755	232.41	191	29.48	2224	1732.34
5	Central Bank of India	2	0.31	117	3.26	109	100.03	211	72.46
6	Indian Bank	36	2.61	1460	94.54	-	-	182	0.05
7	Indian Overseas Bank	43	1.34	362	4.28	41	243.05	-	-
8	Punjab National Bank	-	-	-	-	1	1.52	5	1.05
9	Punjab & Sind Bank	120	6.05	124	2.19	5	1.19	155	3.91
10	UCO Bank	15	0.14	-	-	5	0.22	-	-
11	Union Bank of India	7	0.38	734351	9856.22	12291	269.04	37606	698.78
12	State Bank of India	2	0.14	8505	148.63	119	63.96	37	0.89
	Public Sector Banks Total	111638	1692.47	774210	10422.20	14195	734.25	40796	2521.92
13	Axis Bank	-	-	-	-	-	-	-	-
14	Bandhan Bank	-	-	-	-	-	-	-	-
15	Catholic Syrian Bank Ltd	-	-	-	-	-	-	-	-
16	City Union Bank Ltd	12	3.29	-	-	1	0.20	6	3.11
17	Coastal Local Area Bank Ltd	-	-	-	-	-	-	-	-
18	DCB Bank Limited	720	25.60	-	-	-	-	-	-
19	Dhana Laxmi Bank	-	-	-	-	-	-	-	-
20	Federal Bank	4	0.41	32	0.64	-	-	5	0.72
21	HDFC Bank Ltd	2211	94.56	-	-	-	-	-	-
22	ICICI Bank Ltd.	549	24.74	28945	676.88	5381	124.69	1386	43.04
23	IDBI Bank	2	0.06	-	-	-	-	-	-
24	IDFC First Bank	1798	35.59	18372	165.42	48	0.44	89	0.62
25	Indus Ind Bank	-	-	-	-	-	-	-	-
26	Karnataka Bank	18	0.88	36	0.34	7	11.65	8	1.61
27	Karur Vysya Bank	-	8.13	-	137.47	-	3.31	-	44.90
28	Kotak Mahindra Bank	5244	318.40	11	-	-	-	15	10.08
29	KBS Local Area Bank	-	-	-	-	-	-	-	-
31	RBL Bank	-	-	-	-	-	-	-	-
32	South Indian Bank	-	-	-	-	-	-	-	-
33	Tamilnad Mercantile Bank	-	-	25330	304.35	-	-	-	-
34	YES Bank	-	-	-	-	-	-	-	-
	Private Sector Banks Total	10558	511.66	72726	1285.10	5437	140.29	1509	104.08
	Commercial Banks Total	122196	2204.13	846936	11707.30	19632	874.54	42305	2626.00
35	AP State Co-op Bank	508	29.94	807	24.26	187	3.93	18	0.76
	Co-op. Banks Total	508	29.94	807	24.26	187	3.93	18	0.76
36	APGB	213	7.81	1836	11.72	2	0.02	1	0.10
37	A.P.Grameena Vikas Bank	128757	848.43	541	0.31	6	-	-	-
38	C.G.G.B.	7	0.17	167	2.27	1	0.05	907	61.34
39	Saptagiri Grameena Bank	149	10.81	4205	206.95	20	1.01	429	63.33
	R.R.B.s Total	129126	867.22	6749	221.25	29	1.08	1337	124.77
40	Equitas Small Finance Bank	-	-	-	-	-	-	-	-
41	Fincare Small Finance Bank	-	-	-	-	-	-	-	-
42	ESAF Bank	-	-	-	-	-	-	-	-
	Small Finance Banks Total	-	-	-	-	-	-	-	-
43	Airtel Payments Bank	-	-	-	-	-	-	-	-
44	Fino Payment Bank	-	-	-	-	-	-	-	-
45	India Post payments Bank	-	-	-	-	-	-	-	-
	Payment Banks Total	-	-	-	-	-	-	-	-
46	A P S F C	-	-	-	-	-	-	-	-
	Others Total	-	-	-	-	-	-	-	-
	Grand Total	251830	3101.29	854492	11952.81	19848	879.55	43660	2751.53

8. BANK-WISE SHG Bank Linkage as on 31.03.2023

(Amount in Crores)

S.No.	Name of the Bank	Savings Linked		Credit Linked	
		No.of accounts	Outstanding Amount	No.of accounts	Outstanding Amount
1	Bank of Baroda	25030	225	24301	1679
2	Bank of India	14588	131	14163	772
3	Bank of Maharashtra	327	3	317	14
4	Canara Bank	107431	967	104302	5896
5	Central Bank of India	5286	48	5132	288
6	Indian Bank	90650	816	88010	4520
7	Indian Overseas Bank	27463	247	26663	773
8	Punjab National Bank	-	-	-	-
9	Punjab & Sind Bank	2	0	2	0
10	UCO Bank	479	4	465	22
11	Union Bank of India	147669	1329	143368	18905
12	State Bank of India	174786	1573	169695	9924
Public Sector Banks Total		593711	5343.39	576418	42791.70
13	Axis Bank	-	-	-	-
14	Bandhan Bank	-	-	-	-
15	Catholic Syrian Bank Ltd	-	-	-	-
16	City Union Bank Ltd.	222	2	216	4
17	Coastal Local Area Bank Ltd	-	-	-	-
18	DCB Bank Limited	-	-	-	-
19	Dhana Laxmi Bank	-	-	-	-
20	Federal Bank	-	-	-	-
21	HDFC Bank Ltd	2596	26	2520	164
22	ICICI Bank Ltd.	-	-	-	-
23	IDBI Bank	1	0	1	0
24	IDFC First Bank	-	-	-	-
25	Indus Ind Bank	-	-	-	-
26	Karnataka Bank	-	-	-	-
27	Karur Vysya Bank	-	-	-	-
28	Kotak Mahindra Bank	-	-	-	-
29	KBS Local Area Bank	-	-	-	-
31	RBL Bank	-	-	-	-
32	South Indian Bank	1	0	1	0
33	Tamilnad Mercantile Bank	-	-	-	-
34	Yes Bank	-	-	-	-
Private Sector Banks Total		2820	28.20	2738	167.90
Commercial Banks Total		596531	5371.60	579156	42959.60
35	AP State Co-op Bank	13216	13	12237	308
Co-op. Banks Total		13216	13.22	12237	307.62
36	Andhra Pragathi Grameena Bank	122643	491	119071	4810
37	A.P.Grameena Vikas Bank	77942	234	75672	2321
38	C.G.G.B.	48466	145	47054	2682
39	Saptagiri Grameena Bank	65194	196	63295	5517
R.R.Bs Total		314245	1065.38	305092	15330.28
40	Equitas Small Finance Bank Ltd	-	-	-	-
41	Fincare Small Finance Bank	-	-	-	-
42	ESAF Bank	-	-	-	-
Small Finance Banks Total		-	-	-	-
43	Airtel Payments Bank	-	-	-	-
44	Fino Payment Bank	-	-	-	-
45	India Post payment Bank	-	-	-	-
Payment Banks Total		-	-	-	-
46	A P S F C	-	-	-	-
Others Total		-	-	-	-
Grand Total		923991	6450.19	896485	58597.50

9. Bank-wise Total MSME Advances Outstanding as on 31.03.2023

(Amount in Crores)

S.No	Name of the Bank	Micro Enterprises		Small Enterprises		Total Micro & Small Enterprises		Total Medium Enterprises		Total Micro, Small & Medium Enterprises	
		Priority Sector		Priority Sector		Priority Sector		Priority Sector		Priority Sector	
		A/cs	Amt.	A/cs	Amt.	A/cs	Amt.	A/cs	Amt.	A/cs	Amt.
1	Bank of Baroda	57345	2204.93	764	615.60	58109	2820.53	93	249.55	58202	3070.08
2	Bank of India	85414	1276.15	559	485.25	85973	1761.40	28	50.44	86001	1811.84
3	Bank of Maharashtra	3395	322.56	140	182.20	3535	504.76	12	90.20	3547	594.96
4	Canara Bank	186870	4151.90	9107	1772.84	195977	5924.74	442	731.73	196419	6656.47
5	Central Bank of India	803	358.62	12243	279.03	13046	637.65	657	339.53	13703	977.18
6	Indian Bank	60291	1964.12	25641	1794.60	85932	3758.72	476	497.11	86408	4255.83
7	Indian Overseas Bank	50731	996.28	295	378.02	51026	1374.30	40	160.25	51066	1534.55
8	Punjab National Bank	14666	582.69	1705	537.75	16371	1120.44	132	335.45	16503	1455.89
9	Punjab & Sind Bank	1017	90.63	50	44.92	1067	135.55	3	22.40	1070	157.95
10	UCO Bank	5595	58.62	307	206.64	5902	265.26	5	21.58	5907	286.84
11	Union Bank of India	535780	10104.82	5001	3789.95	540781	13894.77	1009	2625.77	541790	16520.54
12	State Bank of India	61087	7896.28	6734	4079.24	67821	11975.52	562	1824.87	68383	13800.39
	Public sector Banks Total	1062994	30007.60	62546	14166.04	1125540	44173.64	3459	6948.88	1128999	51122.52
13	Axis Bank	8791	2347.28	2954	1834.82	11745	4182.10	955	902.53	12700	5084.63
14	Bandhan Bank	235	14.10	7	16.23	242	30.33	1	22.41	243	52.74
15	Catholic Syrian Bank Ltd	321	3.98	1	0.50	322	4.48	-	-	322	4.48
16	City Union Bank Ltd	2053	514.10	740	634.96	2793	1149.06	69	330.36	2862	1479.42
17	Coastal Local Area Bank	22983	99.32	5	2.92	22988	102.24	-	-	22988	102.24
18	DCB Bank Limited	1010	186.12	45	22.07	1055	208.19	8	1.08	1063	209.27
19	Dhana Laxmi Bank	85	23.54	8	6.56	93	30.10	8	21.27	101	51.37
20	Federal Bank	364	78.65	96	87.25	460	165.90	12	21.46	472	187.36
21	HDFC Bank Ltd	11968	3458.37	4653	2776.97	16621	6235.34	2054	3408.60	18675	9643.94
22	ICICI Bank Ltd.	7964	2106.48	4054	1864.43	12018	3970.91	1206	944.19	13224	4915.10
23	IDBI Bank	4007	282.91	126	80.48	4133	363.39	9	9.62	4142	373.01
24	IDFC First Bank	1719	426.94	426	239.19	2145	666.13	41	22.94	2186	689.07
25	Indus Ind Bank	15971	841.29	2784	476.82	18755	1318.11	332	132.34	19087	1450.45
26	Karnataka Bank	2357	376.93	842	572.03	3199	948.96	61	67.77	3260	1016.73
27	Karur Vysya Bank	3352	961.93	1681	1271.13	5033	2233.06	342	500.55	5375	2733.61
28	Kotak Mahindra Bank	3214	598.44	1419	966.99	4633	1565.43	409	519.04	5042	2084.47
29	KBS Local Area Bank	565	3.03	-	-	565	3.03	-	-	565	3.03
31	RBL Bank	172	41.35	100	36.69	272	78.04	5	0.38	277	78.42
32	South Indian Bank	207	44.42	156	129.76	363	174.18	22	81.47	385	255.65
33	Tamilnad Mercantile Bank	2914	427.15	128	85.43	3042	512.58	7	20.35	3049	532.93
34	Yes Bank	2327	504.36	856	280.70	3183	785.06	302	90.42	3485	875.48
	Pvt Sector Banks Total	92579	13340.69	21081	11385.93	113660	24726.62	5843	7096.78	119503	31823.40
	Commercial Banks Total	1155573	43348.29	83627	25551.97	1239200	68900.26	9302	14045.66	1248502	82945.92
35	AP State Co-op Bank	1129	73.01	87	1.11	1216	74.12	24	16.27	1240	90.39
	Co-op. Banks Total	1129	73.01	87	1.11	1216	74.12	24	16.27	1240	90.39
36	APGB	167429	1622.58	5	5.13	167434	1627.71	-	-	167434	1627.71
37	A.P.Grameena Vikas Bank	78336	804.84	-	-	78336	804.84	-	-	78336	804.84
38	C.G.G.B.	64138	461.04	5	8.25	64143	469.29	-	-	64143	469.29
39	Saptagiri Grameena Bank	69131	646.01	14	10.47	69145	656.48	-	-	69145	656.48
	TOTAL R.R.Bs	379034	3534.47	24	23.85	379058	3558.32	-	-	379058	3558.32
40	Equitas Small Finance Bank Ltd	4904	270.73	233	57.39	5137	328.12	19	2.00	5156	330.12
41	Fincare Small Finance Bank	3059	276.19	2	0.25	3061	276.44	1	0.05	3062	276.49
42	ESAF Bank	1	0.08	-	-	1	0.08	-	-	1	0.08
	Small Finance Banks Total	7964	547	235	58	8199	605	20	2	8219	607
43	Airtel Payments Bank	-	-	-	-	-	-	-	-	-	-
44	Fino Payment Bank	-	-	-	-	-	-	-	-	-	-
45	India Post payment Bank	-	-	-	-	-	-	-	-	-	-
	Payment Banks Total	-	-	-	-	-	-	-	-	-	-
42	A P S F C	427	115.94	748	368.73	1175	484.67	57	96.08	1232	580.75
	Others Total	427	116	748	369	1175	485	57	96	1232	580.75
	Grand Total	1544127	47619	84721	26003	1628848	73622	9403	14160	1638251	87782
Consolidation											
	Commercial Banks	1155573	43348	83627	25552	1239200	68900	9302	14046	1248502	82946
	Co-operative Banks	1129	73	87	1	1216	74	24	16	1240	90
	Regional Rural Banks	379034	3534	24	24	379058	3558	-	-	379058	3558
	Small Finance Banks Total	7964	547	235	58	8199	605	20	2	8219	607
	Payment Banks Total	-	-	-	-	-	-	-	-	-	-
	Others Total	427	116	748	369	1175	485	57	96	1232	581
	Grand Total	1544127	47619	84721	26003	1628848	73622	9403	14160	1638251	87782

10. Export Credit (Priority Sector) - Bank-wise Outstanding position as on 31.03.2023 (in crores)

S.No.	Name of the Bank	Outstanding Amount
1	UCO Bank	107.61
2	State Bank of India	5.53
3	Axis Bank	42.26
4	ICICI Bank	10.71
5	Karur Vysya Bank	-
Grand Total		166.11


Note: All other banks have reported NIL

11. Bank-wise Total Housing Loans Outstanding as on 31.03.2023 (Amount in Crores)

S.No.	Name of the Bank	Priority Sector		Non-Priority Sector		Total Housing Loans	
		No. of Accounts	Amount	No. of Accounts	Amount	No. of Accounts	Amount
1	Bank of Baroda	9148	2149.57	9675	2319.95	18823	4469.52
2	Bank of India	13108	994.14	4819	1458.63	17927	2452.77
3	Bank of Maharashtra	1421	110.78	636	230.30	2057	341.08
4	Canara Bank	27131	2258.43	14526	3519.91	41657	5778.34
5	Central Bank of India	5767	405.49	318	76.42	6085	481.91
6	Indian Bank	7882	534.57	12261	2641.49	20143	3176.06
7	Indian Overseas Bank	5130	495.05	3417	853.50	8547	1348.55
8	Punjab National Bank	6220	452.01	4075	910.21	10295	1362.22
9	Punjab & Sind Bank	325	41.47	159	54.56	484	96.03
10	UCO Bank	2261	166.13	632	189.57	2893	355.70
11	Union Bank of India	54651	3944.97	90013	7238.65	144664	11183.62
12	State Bank of India	147899	14725.65	278134	39418.56	426033	54144.21
Public Sector Banks Total		280943	26278.26	418665	58911.75	699608	85190.01
13	Axis Bank	2886	286.15	4542	1634.77	7428	1920.92
14	Bandhan Bank	60	11.75	510	90.81	570	102.56
15	Catholic Syrian Bank Ltd	6	0.59	6	0.58	12	1.17
16	City Union Bank Ltd	402	25.12	424	114.42	826	139.54
17	Coastal Local Area Bank Ltd	578	59.59	185	40.70	763	100.29
18	DCB Bank Limited	2190	115.56	808	203.54	2998	319.10
19	Dhana Laxmi Bank	247	33.83	53	13.86	300	47.69
20	Federal Bank	251	27.13	309	109.69	560	136.82
21	HDFC Bank Ltd	6599	621.97	8197	1534.62	14796	2156.59
22	ICICI Bank Ltd.	4871	914.87	12237	4206.89	17108	5121.76
23	IDBI Bank	3230	372.44	4014	880.61	7244	1253.05
24	IDFC First Bank	1306	112.00	862	172.77	2168	284.77
25	Indus Ind Bank	545	58.10	842	119.32	1387	177.42
26	Karnataka Bank	1263	143.17	1378	420.81	2641	563.98
27	Karur Vysya Bank	1360	126.93	3736	894.24	5096	1021.17
28	Kotak Mahindra Bank	129	24.04	-	-	129	24.04
29	KBS Local Area Bank	15	0.36	-	-	15	0.36
31	RBL Bank	146	15.67	117	26.29	263	41.96
32	South Indian Bank	186	19.36	102	30.06	288	49.42
33	Tamilnad Mercantile Bank	1150	111.34	572	140.69	1722	252.03
34	YES Bank	245	32.86	321	142.45	566	175.31
Private Sector Banks Total		27665	3112.83	39215	10777.12	66880	13889.95
Commercial Banks Total		308608	29391.09	457880	69688.87	766488	99079.96
35	AP State Co-op Bank	2771	120.55	566	57.91	3337	178.46
Co-op. Banks Total		2771	120.55	566	57.91	3337	178.46
36	Andhra Pragathi Grameena Bank	7222	438.25	773	159.79	7995	598.04
37	A.P.Grameena Vikas Bank	4357	356.58	715	209.32	5072	565.90
38	C.G.G.B.	5917	330.33	-	-	5917	330.33
39	Saptagiri Grameena Bank	3446	262.11	600	164.56	4046	426.67
R.R.Bs Total		20942	1387.27	2088	533.67	23030	1920.94
40	Equitas Small Finance Bank Ltd	138	20.37	328	33.68	466	54.05
41	Fincare Small Finance Bank	2835	250.02	-	-	2835	250.02
42	ESAF Bank	6	1.50	-	-	6	1.50
Small Finance Banks Total		2979	272	328	34	3307	306
43	Airtel Payments Bank	-	-	-	-	-	-
44	Fino Payment Bank	-	-	-	-	-	-
45	India Post payment Bank	-	-	-	-	-	-
Payment Banks Total		-	-	-	-	-	-
42	A P S F C	-	-	-	-	-	-
Others Total		-	-	-	-	-	-
Grand Total		335300	31171	460862	70314	796162	101485
Consolidation							
Commercial Banks		308608	29391	457880	69689	766488	99080
Co-operative Banks		2771	121	566	58	3337	178
Regional Rural Banks		20942	1387	2088	534	23030	1921
Small Finance Banks Total		2979	272	328	34	3307	306
Payment Banks Total		-	-	-	-	-	-
Others Total		-	-	-	-	-	-
Grand Total		335300	31171	460862	70314	796162	101485

12. Bank-wise Total Education Loans Outstanding as on 31.03.2023 (Amount in Crores)

S.No.	Name of the Bank	Priority Sector		Non-Priority Sector		Total	
		No. of Accounts	Amount	No. of Accounts	Amount	No. of Accounts	Amount
1	Bank of Baroda	4042	159.18	2299	486.00	6341	645.18
2	Bank of India	3160	110.69	413	65.89	3573	176.58
3	Bank of Maharashtra	307	14.76	155	31.33	462	46.09
4	Canara Bank	14325	754.97	1311	246.69	15636	1001.66
5	Central Bank of India	1641	82.28	48	13.89	1689	96.17
6	Indian Bank	2592	184.79	834	157.16	3426	341.95
7	Indian Overseas Bank	2301	140.55	-	-	2301	140.55
8	Punjab National Bank	1723	113.98	387	70.79	2110	184.77
9	Punjab & Sind Bank	61	3.34	40	9.34	101	12.68
10	UCO Bank	592	21.15	14	3.50	606	24.65
11	Union Bank of India	34136	699.97	12264	1076.55	46400	1776.52
12	State Bank of India	33419	1620.23	-	416.59	33419	2036.82
Public Sector Banks Total		98299	3905.89	17765	2577.73	116064	6483.62
13	Axis Bank	2055	36.96	744	95.57	2799	132.53
14	Bandhan Bank	-	-	-	-	-	-
15	Catholic Syrian Bank Ltd	6	0.11	-	-	6	0.11
16	City Union Bank Ltd	46	1.98	21	4.31	67	6.29
17	Coastal Local Area Bank Ltd	4	0.45	14	2.23	18	2.68
18	DCB Bank Limited	6	0.12	4	0.42	10	0.54
19	Dhana Laxmi Bank	19	1.13	12	1.64	31	2.77
20	Federal Bank	66	5.54	9	1.99	75	7.53
21	HDFC Bank Ltd	115	3.42	5	0.80	120	4.22
22	ICICI Bank Ltd.	790	56.74	428	90.09	1218	146.83
23	IDBI Bank	840	35.98	194	36.75	1034	72.73
24	IDFC First Bank	-	-	1	0.25	1	0.25
25	Indus Ind Bank	-	-	-	-	-	-
26	Karnataka Bank	326	18.10	93	15.76	419	33.86
27	Karur Vysya Bank	173	10.66	79	9.93	252	20.59
28	Kotak Mahindra Bank	-	-	-	-	-	-
29	KBS Local Area Bank	-	-	-	-	-	-
31	RBL Bank	-	-	-	-	-	-
32	South Indian Bank	18	0.84	6	0.79	24	1.63
33	Tamilnad Mercantile Bank	34	0.93	45	3.74	79	4.67
34	YES Bank	-	-	-	-	-	-
Private Sector Banks Total		4498	172.96	1655	264.27	6153	437.23
Commercial Banks Total		102797	4078.85	19420	2842.00	122217	6920.85
35	AP State Co-op Bank	519	76.42	-	-	519	76.42
Co-op. Banks Total		519	76.42	-	-	519	76.42
36	Andhra Pragathi Grameena Bank	2065	54.06	162	18.36	2227	72.42
37	A.P.Grameena Vikas Bank	175	4.13	14	2.25	189	6.38
38	C.G.G.B.	1204	60.58	545	97.40	1749	157.98
39	Saptagiri Grameena Bank	218	17.51	-	-	218	17.51
R.R.Bs Total		3662	136.28	721	118.01	4383	254.29
40	Equitas Small Finance Bank	-	-	-	-	-	-
41	Fincare Small Finance Bank	-	-	-	-	-	-
42	ESAF Bank	-	-	-	-	-	-
Small Finance Banks Total		-	-	-	-	-	-
43	Airtel Payments Bank	-	-	-	-	-	-
44	Fino Payment Bank	-	-	-	-	-	-
45	India Post payment Bank	-	-	-	-	-	-
Payment Banks Total		-	-	-	-	-	-
42	A P S F C	-	-	-	-	-	-
Others Total		-	-	-	-	-	-
Grand Total		106978	4292	20141	2960	127119	7252
Consolidation							
Commercial Banks		102797	4079	19420	2842	122217	6921
Co-operative Banks		519	76	-	-	519	76
Regional Rural Banks		3662	136	721	118	4383	254
Small Finance Banks Total		-	-	-	-	-	-
Payment Banks Total		-	-	-	-	-	-
Others Total		-	-	-	-	-	-
Grand Total		106978	4292	20141	2960	127119	7252

SLBC OF A.P		CONVENOR: 	
13. Bank-wise Outstanding under Social Infrastructure as on 31.03.2023 (Amount in Crores)			
S.No.	Name of the Bank	No. of Accounts	Amount
1	Bank of Baroda	3	3.85
2	Bank of India	-	-
3	Bank of Maharashtra	-	-
4	Canara Bank	1	0.01
5	Central Bank of India	5	2.03
6	Indian Bank	-	-
7	Indian Overseas Bank	-	-
8	Punjab National Bank	-	-
9	Punjab & Sind Bank	-	-
10	UCO Bank	1	20.00
11	Union Bank of India	60	2.66
12	State Bank of India	-	-
Public Sector Banks Total		70	28.55
13	Axis Bank	5	3.68
14	Bandhan Bank	-	-
15	Catholic Syrian Bank Ltd	-	-
16	City Union Bank Ltd	3	7.27
17	Coastal Local Area Bank Ltd	-	-
18	DCB Bank Limited	9	2.83
19	Dhana Laxmi Bank	-	-
20	Federal Bank	-	-
21	HDFC Bank Ltd	-	-
22	ICICI Bank Ltd.	-	-
23	IDBI Bank	5	1.23
24	IDFC First Bank	1	0.02
25	Indus Ind Bank	-	-
26	Karnataka Bank	-	-
27	Karur Vysya Bank	11	3.11
28	Kotak Mahindra Bank	-	-
29	KBS Local Area Bank	-	-
31	RBL Bank	-	-
32	South Indian Bank	-	-
33	Tamilnad Mercantile Bank	-	-
34	Yes Bank	-	-
Private Sector Banks Total		34	18.14
Commercial Banks Total		104	46.69
35	AP State Co-op Bank	97	0.74
Co-op. Banks Total		97	0.74
36	Andhra Pragathi Grameena Bank	-	-
37	A.P.Grameena Vikas Bank	-	-
38	C.G.G.B.	-	-
39	Saptagiri Grameena Bank	-	-
R.R.Bs Total		-	-
40	Equitas Small Finance Bank Ltd	-	-
41	Fincare Small Finance Bank	-	-
42	ESAF Bank	-	-
Small Finance Banks Total		-	-
43	Airtel Payments Bank	-	-
44	Fino Payment Bank	-	-
45	India Post payment Bank	-	-
Payment Banks Total		-	-
42	A P S F C	-	-
Others Total		-	-
Grand Total		201	47
Consolidation			
Commercial Banks		104	47
Co-operative Banks		97	1
Regional Rural Banks		-	-
Small Finance Banks Total		-	-
Payment Banks Total		-	-
Others Total		-	-
Grand Total		201	47

**14. Bank-wise Outstanding under Renewable Energy as on 31.03.2023
(Amount in Crores)**

S.No.	Name of the Bank	No. of Accounts	Amount
1	Bank of Baroda	10	0.28
2	Bank of India	-	-
3	Bank of Maharashtra	-	-
4	Canara Bank	30	0.06
5	Central Bank of India	11	0.01
6	Indian Bank	20	1.99
7	Indian Overseas Bank	-	-
8	Punjab National Bank	6	0.01
9	Punjab & Sind Bank	-	-
10	UCO Bank	2	0.01
11	Union Bank of India	16	3.38
12	State Bank of India	2	0.10
Public Sector Banks Total		97	5.84
13	Axis Bank	-	-
14	Bandhan Bank	-	-
15	Catholic Syrian Bank Ltd	1	-
16	City Union Bank Ltd	1	0.17
17	Coastal Local Area Bank Ltd	-	-
18	DCB Bank Limited	-	-
19	Dhana Laxmi Bank	-	-
20	Federal Bank	-	-
21	HDFC Bank Ltd	-	-
22	ICICI Bank Ltd.	-	-
23	IDBI Bank	-	-
24	IDFC First Bank	-	-
25	Indus Ind Bank	-	-
26	Karnataka Bank	4	0.36
27	Karur Vysya Bank	9	1.80
28	Kotak Mahindra Bank	-	-
29	KBS Local Area Bank	-	-
31	RBL Bank	-	-
32	South Indian Bank	3	2.89
33	Tamilnad Mercantile Bank	-	-
34	Yes Bank	-	-
Private Sector Banks Total		18	5.22
Commercial Banks Total		115	11.06
35	AP State Co-op Bank	1	-
Co-op. Banks Total		1	-
36	Andhra Pragathi Grameena Bank	26	0.01
37	A.P.Grameena Vikas Bank	1	-
38	C.G.G.B.	156	0.37
39	Saptagiri Grameena Bank	-	-
R.R.Bs Total		183	0.38
40	Equitas Small Finance Bank Ltd	-	-
41	Fincare Small Finance Bank	-	-
42	ESAF Bank	-	-
Small Finance Banks Total		-	-
43	Airtel Payments Bank	-	-
44	Fino Payment Bank	-	-
45	India Post payment Bank	-	-
Payment Banks Total		-	-
42	A P S F C	-	-
Others Total		-	-
Grand Total		299	11.44
Consolidation			
Commercial Banks		115	11
Co-operative Banks		1	-
Regional Rural Banks		183	0
Small Finance Banks Total		-	-
Payment Banks Total		-	-
Others Total		-	-
Grand Total		299	11.44

15. Bank-Wise Advances Outstanding To Small& Marginal Farmers, Minorities, Weaker Section Women as on 31.03.2023

S.No.	Name of the Bank	Small & Marginal Farmers	Minorities	Weaker Section	SC/ST
1	Bank of Baroda	8621.43	411.18	9255.24	531.48
2	Bank of India	4892.64	272.19	5624.98	141.68
3	Bank of Maharashtra	113.68	45.95	158.72	7.44
4	Canara Bank	29862.03	4734.76	8976.46	3185.37
5	Central Bank of India	1772.69	33.22	2185.18	186.82
6	Indian Bank	23.47	1288.22	11777.96	774.37
7	Indian Overseas Bank	3132.94	111.14	3709.96	62.78
8	Punjab National Bank	9.04	3.17	697.51	2.48
9	Punjab & Sind Bank	519.97	115.11	336.17	143.98
10	UCO Bank	4.91	56.76	287.24	32.26
11	Union Bank of India	37295.07	2628.98	43435.66	2923.72
12	State Bank of India	30288.07	4440.21	37514.70	16138.85
Public Sector Banks Total		116535.94	14140.89	123959.78	24131.23
13	Axis Bank	1575.02	349.12	1764.57	115.11
14	Bandhan Bank	0.02	30.56	534.13	2.81
15	Catholic Syrian Bank Ltd	209.62	64.82	280.80	36.20
16	City Union Bank Ltd	114.58	67.30	119.31	3.57
17	Coastal Local Area Bank Ltd	-	-	86.49	-
18	DCB Bank Limited	118.51	22.21	130.20	1.24
19	Dhana Laxmi Bank	74.66	1.91	74.93	0.46
20	Federal Bank	441.34	84.73	584.87	23.03
21	HDFC Bank Ltd	440.49	210.40	831.52	70.26
22	ICICI Bank Ltd.	617.79	802.83	1075.51	226.70
23	IDBI Bank	930.94	241.99	1093.54	156.64
24	IDFC First Bank	0.90	4.34	60.96	72.31
25	Indus Ind Bank	279.38	163.07	621.23	261.83
26	Karnataka Bank	264.26	57.49	266.19	13.86
27	Karur Vysya Bank	1340.90	177.34	1515.29	724.06
28	Kotak Mahindra Bank	387.91	175.75	547.04	189.69
29	KBS Local Area Bank	1.08	1.11	-	-
31	RBL Bank	91.25	2.45	94.89	14.56
32	South Indian Bank	431.02	11.55	-	1.89
33	Tamilnad Mercantile Bank	280.98	99.01	355.99	16.77
34	YES Bank	1.43	27.55	46.22	22.43
Private Sector Banks Total		7602.08	2595.53	10083.68	1953.42
Commercial Banks Total		124138.02	16736.42	134043.46	26084.65
35	AP State Co-op Bank	12090.01	1006.84	1278.58	1602.09
Co-op. Banks Total		12090.01	1006.84	1278.58	1602.09
36	Andhra Pragathi Grameena Bank	11421.24	2250.47	12597.88	1536.37
37	A.P.Grameena Vikas Bank	1161.25	531.99	4669.14	444.67
38	C.G.G.B.	5409.25	387.10	1456.59	775.03
39	Saptagiri Grameena Bank	9167.81	291.89	8044.10	1269.64
R.R.B.s Total		27159.55	3461.45	26767.71	4025.71
40	Equitas Small Finance Bank Ltd	-	9.93	-	2.48
41	Fincare Small Finance Bank	-	164.93	396.93	7.98
42	ESAF Bank	15.26	3.26	-	-
Small Finance Banks Total		15.26	178.12	396.93	10.46
43	Airtel Payments Bank	-	20.40	-	-
44	Fino Payment Bank	-	-	-	-
45	India Post payments Bank	-	-	-	-
Payment Banks Total		-	20.40	-	-
46	A P S F C	-	-	-	-
Others Total		-	-	-	-
Grand Total		163402.84	21403.24	162486.68	31722.91

16. ANNUAL CREDIT PLAN 2022-23 DISTRICT-WISE ACHIEVEMENT as on 31.03.2023 (Amount in crores)																						
Sl.No	District	Short Term Crop Production Loans			Agri.Term Loans including agriculture infrastructure & ancillary activities			Total Agriculture			MSME			Export Credit			Education Loans			Housing Loans		
		Trgt.	Achv	% achv	Trgt.	Achv	% achv	Trgt.	Achv	% achv	Trgt.	Achv	% achv	Trgt.	Achv	% achv	Trgt.	Achv	% achv	Trgt.	Achv	% achv
1	Alluri Sitharama Raju	1,090	373	34	383	238	62	1,473	611	41	212	132	62	-	-	-	6	1	20	38	5	13
2	Anakapalli	3,436	3,554	103	1,275	2,210	173	4,711	5,764	122	1,325	728	55	-	-	-	46	13	29	304	78	26
3	Ananthapuramu	5,431	7,504	138	1,887	3,252	172	7,318	10,756	147	2,053	1,944	95	-	0	-	74	23	31	446	92	21
4	Annamayya	3,873	5,590	144	1,430	2,743	192	5,302	8,333	157	1,294	1,033	80	-	-	-	51	31	60	315	46	15
5	Bapatla	3,929	5,913	151	1,375	3,150	229	5,304	9,063	171	1,592	843	53	-	-	-	57	29	50	345	85	25
6	Chittoor	3,977	6,081	153	1,508	3,470	230	5,485	9,550	174	1,671	1,657	99	49	-	-	65	29	45	411	106	26
7	Dr. B.R.Ambedkar Konaseema	4,113	4,770	116	1,382	3,741	271	5,495	8,511	155	1,678	1,469	88	29	-	-	58	23	39	352	175	50
8	East Godavari	4,807	5,668	118	1,615	4,243	263	6,422	9,911	154	1,902	2,845	150	49	-	-	66	47	71	400	208	52
9	Eluru	5,423	6,483	120	1,984	4,769	240	7,407	11,252	152	2,001	2,019	101	49	-	-	72	37	52	456	122	27
10	Guntur	8,305	6,961	84	2,791	4,248	152	11,096	11,209	101	3,768	7,422	197	97	-	-	136	119	88	822	316	38
11	Kakinada	5,308	5,264	99	1,833	4,306	235	7,141	9,570	134	2,147	2,894	135	49	31	63	75	47	63	458	163	35
12	Krishna	5,724	4,830	84	2,112	4,145	196	7,837	8,976	115	2,168	3,526	163	49	-	-	77	37	48	474	250	53
13	Kurnool	4,394	4,794	109	1,549	1,816	117	5,944	6,611	111	1,308	2,059	157	-	-	-	47	18	39	286	131	46
14	Nandyal	3,828	4,840	126	1,354	2,641	195	5,182	7,481	144	1,212	1,007	83	-	-	-	44	14	32	261	71	27
15	NTR	7,119	5,474	77	2,630	5,078	193	9,749	10,551	108	4,770	7,528	158	195	-	-	175	122	70	1,066	493	46
16	Palnadu	4,653	9,270	199	1,544	3,156	204	6,197	12,426	201	1,744	1,538	88	-	-	-	60	48	80	368	157	43
17	Parvathipuram Manyam	1,060	1,377	130	389	755	194	1,450	2,132	147	305	219	72	-	-	-	9	5	61	68	21	31
18	Prakasam	5,820	7,963	137	2,052	3,963	193	7,872	11,926	151	2,160	2,507	116	78	-	-	79	26	32	476	85	18
19	SPSR Nellore	6,166	7,896	128	2,179	4,198	193	8,345	12,094	145	1,939	3,886	200	97	-	-	70	50	71	419	150	36
20	Sri Sathya Sai	3,703	4,974	134	1,191	2,380	184	4,994	7,354	147	1,402	923	66	-	-	-	49	15	31	302	308	102
21	Srikakulam	4,135	3,988	96	1,527	2,611	171	5,661	6,599	117	1,161	1,384	119	-	-	-	39	41	103	300	90	30
22	Tirupati	6,448	8,057	125	2,397	3,494	146	8,845	11,552	131	2,484	2,756	111	49	-	-	91	62	68	558	145	26
23	Visakhapatnam	4,628	3,107	67	1,681	2,454	146	6,308	5,561	88	5,195	10,258	197	292	43	15	180	128	71	1,143	694	61
24	Vizianagaram	3,417	3,338	98	1,298	2,329	179	4,716	5,668	120	1,051	1,198	114	-	-	-	36	28	78	270	114	42
25	West Godavari	6,250	6,480	104	2,094	5,746	274	8,344	12,226	147	2,189	4,019	184	-	-	-	75	43	57	456	274	60
26	Y.S.R	4,542	6,482	143	1,598	2,827	177	6,140	9,309	152	1,370	2,024	148	-	-	-	50	44	87	305	84	27
	Grand Total	1,21,580	1,41,032	116	43,160	83,965	195	1,64,740	2,24,997	137	50,100	67,822	135	1,080	74	7	1,790	1,081	60	11,100	4,462	40

Sl.No	District	Social infrastructure			Renewable			Others			Others' Under Priority			Total Priority Sector			Non-Priority Sector			Total Credit		
		Trgt.	Achv	% achv	Trgt.	Achv	% achv	Trgt.	Achv	% achv	Trgt.	Achv	% achv	Trgt.	Achv	% achv	Trgt.	Achv	% achv	Trgt.	Achv	% achv
1	Alluri Sitharama Raju	2	-	-	2	0	-	19	1	6	66	7	11	1,751	751	43	290	516	178	2,041	1,267	62
2	Anakapalli	12	0	1	10	0	0	142	87	61	515	179	35	6,551	6,671	102	2,317	2,056	89	8,868	8,727	98
3	Ananthapuramu	21	0	1	18	-	-	249	253	102	806	367	46	10,177	13,067	128	1,781	3,920	220	11,958	16,987	142
4	Annamayya	14	4	25	11	-	-	219	242	111	610	322	53	7,206	9,689	134	2,175	2,396	110	9,381	12,085	129
5	Bapatla	15	1	6	13	-	-	183	151	83	614	265	43	7,510	10,172	135	1,436	2,226	155	8,946	12,398	139
6	Chittoor	17	1	3	12	-	-	286	252	88	792	389	49	7,997	11,596	145	2,526	3,885	154	10,523	15,481	147
7	Dr. B.R.Ambedkar Konaseema	15	0	0	13	-	-	173	111	64	612	309	50	7,814	10,289	132	2,642	2,578	98	10,455	12,867	123
8	East Godavari	17	7	41	15	-	-	198	144	73	697	405	58	9,069	13,162	145	3,188	4,728	148	12,257	17,890	146
9	Eluru	19	3	14	16	-	-	237	395	167	799	557	70	10,257	13,828	135	2,551	3,237	127	12,807	17,065	133
10	Guntur	35	0	1	30	0	0	408	237	58	1,430	672	47	16,391	19,303	118	6,008	10,529	175	22,399	29,833	133
11	Kakinada	20	4	18	17	0	0	227	140	62	797	353	44	10,134	12,848	127	3,656	6,182	169	13,790	19,030	138
12	Krishna	21	0	2	17	0	0	271	438	162	858	724	84	10,912	13,226	121	3,719	10,751	289	14,630	23,977	164
13	Kurnool	14	0	1	12	-	-	174	524	301	532	673	126	7,784	9,342	120	2,754	4,050	147	10,538	13,393	127
14	Nandyal	13	0	1	11	-	-	169	472	280	497	557	112	6,892	9,045	131	2,193	2,323	106	9,085	11,369	125
15	NTR	46	1	2	37	0	1	590	950	161	1,914	1,566	82	16,628	19,645	118	10,144	64,749	638	26,772	84,394	315
16	Palnadu	15	0	1	14	0	0	181	120	67	638	326	51	8,579	14,291	167	2,005	2,845	142	10,584	17,135	162
17	Parvathipuram Manyam	2	0	17	2	-	-	29	39	134	110	66	60	1,864	2,418	130	392	784	200	2,556	3,202	142
18	Prakasam	22	0	2	19	-	-	279	409	146	876	520	59	10,985	14,952	136	3,605	3,834	106	14,591	18,786	129
19	SPSR Nellore	20	0	1	17	-	-	256	413	161	783	613	78	11,165	16,594	149	4,325	5,437	126	15,490	22,031	142
20	Sri Sathya Sai	14	0	1	12	0	3	158	348	220	536	672	125	6,931	8,949	129	1,202	2,037	169	8,134	10,986	135
21	Srikakulam	10	0	4	8	-	-	127	105	83	485	236	49	7,307	8,219	112	1,435	3,093	216	8,742	11,312	129
22	Tirupati	25	1	6	20	-	-	332	171	51	1,026	379	37	12,403	14,687	118	3,828	7,245	189	16,231	21,931	135
23	Visakhapatnam	47	6	13	40	5	11	553	127	23	1,963	960	49	13,759	16,822	122	12,876	54,154	421	26,635	70,976	266
24	Vizianagaram	9	0	3	8	-	-	117	107	92	440	250	57	6,206	7,116	115	1,303	2,848	219	7,509	9,964	133
25	West Godavari	20	2	12	17	0	1	227	160	70	795	480	60	11,328	16,725	148	2,849	4,509	158	14,176	21,234	150
26	Y.S.R	15	2	17	12	0	0	187	458	245	569	588	103	8,079	11,922	148	2,604	4,079	157	10,683	16,001	150
	Grand Total	480	35	7	400	6	1	5,990	6,852	114	19,760	12,435	63	2,35,680	3,05,328	130	83,800	2,14,992	257	3,19,480	5,20,320	163

17. Annual Credit Plan 2022-23- Bank Wise Achievement as on 31.03.2023 (Amount in crores)

S.No	Name of the Bank	Short Term Crop Production Loans			Agrl.Term Loans including agriculture infrastructure & ancillary activities			Total Agriculture			MSME			Export Credit		
		Trgt.	Achv	% achv	Trgt.	Achv	% achv	Trgt.	Achv	% achv	Trgt.	Achv	% achv	Trgt.	Achv	% achv
1	Bank of Baroda	3286.66	7082.80	216	1157.90	2005.16	173	4444.56	9087.96	204	1060.79	1774.29	167	2.25	-	-
2	Bank of India	1513.04	2783.12	184	655.71	2911.15	444	2168.75	5694.27	263	660.50	1476.38	224	2.00	-	-
3	Bank of Maharashtra	149.48	52.08	35	27.50	101.77	370	176.97	153.85	87	233.02	410.52	176	-	-	-
4	Canara Bank	17517.62	32368.76	185	4916.47	896.01	18	22434.09	33264.77	148	5569.18	4062.17	73	330.80	-	-
5	Central Bank of India	1751.24	452.93	26	509.02	2499.01	491	2260.26	2951.94	131	560.59	509.89	91	-	-	-
6	Indian Bank	5443.63	9756.64	179	2125.09	4378.79	206	7568.71	14135.43	187	1908.13	5853.53	307	7.00	-	-
7	Indian Overseas Bank	1697.84	3554.14	209	823.88	240.18	29	2521.71	3794.32	150	1446.40	497.83	34	-	-	-
8	Punjab National Bank	495.80	314.13	63	293.42	197.61	67	789.23	511.74	65	886.90	715.96	81	11.00	-	-
9	Punjab & Sind Bank	10.37	5.80	56	13.37	10.56	79	23.73	16.36	69	195.03	43.86	22	-	-	-
10	UCO Bank	108.46	205.18	189	99.86	112.39	113	208.32	317.57	152	283.94	77.88	27	-	-	-
11	Union Bank of India	22987.84	16763.50	73	10009.55	23593.67	236	32997.40	40357.17	122	11000.39	12735.17	116	116.74	-	-
12	State Bank of India	24328.77	22239.66	91	7853.00	17405.17	222	32181.77	39644.83	123	10322.27	11496.83	111	325.95	17.23	5
	Public Sector Banks Total	79290.74	95578.74	121	28484.78	54351.47	191	107775.51	149930.21	139	34127.13	39654.31	116	795.74	17.23	2
13	Axis Bank	608.76	67.61	11	688.50	1061.73	154	1297.26	1129.34	87	827.47	1801.38	218	1.25	25.98	2078
14	Bandhan Bank	-	-	-	-	39.40	-	-	39.40	-	34.80	13.01	37	-	-	-
15	Catholic Syrian Bank Ltd	28.31	116.95	413	16.93	791.77	4678	45.24	908.72	2009	66.62	2.98	4	-	-	-
16	City Union Bank Ltd	146.92	135.87	92	89.94	158.32	176	236.87	294.19	124	337.05	305.28	91	-	-	-
17	Coastal Local Area	107.42	143.52	134	81.51	27.52	34	188.93	171.04	91	225.26	99.72	44	-	-	-
18	DCB Bank Limited	20.26	70.19	346	14.80	37.49	253	35.06	107.68	307	73.57	66.68	91	-	-	-
19	Dhanalakshmi Bank	65.41	-	-	14.57	274.76	1886	79.99	274.76	344	77.57	-	-	-	-	-
20	Federal Bank Ltd	233.60	815.61	349	63.81	6.97	11	297.40	822.58	277	130.46	133.72	103	-	-	-
21	HDFC Bank Ltd	2312.49	1907.37	82	1155.19	4039.46	350	3467.68	5946.83	171	2098.59	8089.37	385	13.00	-	-
22	ICICI Bank Ltd.	968.65	1554.06	160	1609.86	481.03	30	2578.51	2035.09	79	2418.73	5549.74	229	250.51	30.86	12
23	IDBI Bank Limited	461.08	1728.34	375	307.42	322.03	105	768.50	2050.37	267	837.76	223.61	27	1.50	-	-
24	IDFC First Bank	0.36	289.16	81195	1.03	228.93	####	1.39	518.09	37279	45.91	390.98	852	-	-	-
25	Indus Ind Bank	8.41	-	-	363.48	542.02	149	371.89	542.02	146	1170.43	1671.92	143	-	-	-
26	Karnataka Bank Ltd	362.54	159.99	44	88.09	62.89	71	450.63	222.88	49	718.72	272.75	38	1.00	-	-
27	Karur Vysya Bank Ltd	1176.31	1859.69	158	301.88	540.49	179	1478.18	2400.18	162	595.49	415.11	70	6.00	-	-
28	Kotak Mahindra Bank	157.90	0.45	0	333.34	884.70	265	491.24	885.15	180	872.94	2694.30	309	11.00	-	-
29	KBS Local Area Bank	-	0.06	-	0.50	1.11	222	0.50	1.17	234	0.31	2.37	766	-	-	-
31	RBL Bank	37.98	82.46	217	3.39	35.62	1050	41.37	118.08	285	152.43	6.55	4	-	-	-
32	South Indian Bank Ltd	76.05	639.02	840	79.89	0.91	1	155.94	639.93	410	103.33	4.83	5	-	-	-
33	TM Bank	118.23	234.82	199	128.23	607.60	474	246.46	842.42	342	392.16	534.18	136	-	-	-
34	Yes Bank	58.64	3.24	6	5.11	271.00	5308	63.75	274.24	430	67.06	809.98	1208	-	-	-
	Private Sector Banks Total	7131.16	9808.41	138	5423.50	10415.75	192	12296.78	20224.16	164	11775.15	23088.46	196	284.26	56.84	20
	Commercial Banks Total	86421.89	105387.15	122	33908.27	64767.22	191	120072.29	170154.37	142	45902.29	62742.77	137	1080.00	74.07	7
35	A.P.State Co-op Bank	14962.45	14458.31	97	2459.54	4100.23	167	17421.99	18558.54	107	50.00	14.70	29	-	-	-
	Co-operative Banks Total	14962.45	14458.31	97	2459.54	4100.23	167	17421.99	18558.54	107	50.00	14.70	29	-	-	-
36	APGB	8863.58	7915.47	89	2916.55	6570.36	225	11780.12	14485.83	123	1391.81	1392.49	100	-	-	-
37	APGVB	2342.58	1306.51	56	1066.10	1833.65	172	3408.68	3140.16	92	466.64	327.93	70	-	-	-
38	CGGB	4401.05	5824.39	132	869.80	1628.54	187	5270.85	7452.93	141	410.07	289.19	71	-	-	-
39	SGB	4539.92	6057.99	133	1939.48	4663.50	240	6479.40	10721.49	165	378.22	1296.07	343	-	-	-
	Regional Rural Banks Total	20147.13	21104.36	105	6791.93	14696.05	216	26939.06	35800.41	133	2646.74	3305.68	125	-	-	-
40	Equitas SFB	2.00	-	-	-	6.46	-	2.00	6.46	323	0.65	192.72	29728	-	-	-
41	Fincare SFB	12.00	82.35	686	-	372.53	-	12.00	454.88	3791	-	209.99	-	-	-	-
42	ESAF Bank	-	-	-	-	22.76	-	-	22.76	-	0.05	10.01	20020	-	-	-
	Small Finance Banks Total	14.00	82.35	588	-	401.75	-	14.00	484.10	3458	0.70	412.72	59106	-	-	-
43	Airtel Payment Bank	-	-	-	-	-	-	-	-	-	-	-	-	-	-	-
44	Fino payment Bank	-	-	-	-	-	-	-	-	-	-	-	-	-	-	-
45	India post payments	-	-	-	-	-	-	-	-	-	-	-	-	-	-	-
	Payment Banks Total	-	-	-	-	-	-	-	-	-	-	-	-	-	-	-
46	A.P.S.F.C	34.52	-	-	0.26	-	-	34.78	-	-	1500.27	1346.05	90	-	-	-
	Others Total	34.52	-	-	0.26	-	-	34.78	-	-	1500.27	1346.05	89.72	-	-	-
	Grand Total	121580.00	141032.17	116	43160.00	83965.25	195	164482.13	224997.42	137	50100.0	67821.92	135	1080.00	74.07	7


17. Annual Credit Plan 2022-23- Bank Wise Achievement as on 31.03.2023 (Amount in crores)

S.No	Name of the Bank	Education Loans			Housing Loans			Social infrastructure			Renewable			Others			Others' Under Priority Sector			
		Trgt.	Achv	% achv	Trgt.	Achv	% achv	Trgt.	Achv	% achv	Trgt.	Achv	% achv	Trgt.	Achv	% achv	Trgt.	Achv	% achv	
1	Bank of Baroda	68.96	35.87	52	376.83	516.65	137	11.60	3.94	34	6.50	0.21	3	334.17	194.13	58	798.05	750.80	94	
2	Bank of India	43.54	27.40	63	247.88	233.33	94	5.08	-	-	2.81	-	-	130.62	1.81	1	429.93	262.54	61	
3	Bank of Maharashtra	9.18	5.83	64	48.45	30.44	63	0.93	0.01	1	0.20	-	-	40.84	-	-	99.61	36.28	36	
4	Canara Bank	164.41	110.50	67	854.67	440.88	52	64.47	1.38	2	29.60	-	-	473.00	36.81	8	1586.14	589.57	37	
5	Central Bank of India	31.37	13.08	42	188.16	76.56	41	6.02	4.09	68	6.61	-	-	93.97	-	-	320.12	93.73	29	
6	Indian Bank	87.17	30.78	35	493.83	135.81	28	15.32	5.65	37	6.02	0.17	3	279.82	-	-	882.16	172.41	20	
7	Indian Overseas Bank	74.57	23.56	32	278.61	84.99	31	38.06	-	-	41.35	-	-	103.92	0.88	1	536.50	109.43	20	
8	Punjab National Bank	32.17	11.49	36	190.65	58.94	31	3.84	-	-	2.39	-	-	89.73	1.69	2	318.78	72.12	23	
9	Punjab & Sind Bank	6.08	0.28	5	23.91	6.37	27	0.28	-	-	0.71	-	-	19.86	2.19	11	50.84	8.84	17	
10	UCO Bank	19.56	2.59	13	70.01	32.63	47	3.81	-	-	0.64	0.05	8	55.35	338.51	612	149.37	373.78	250	
11	Union Bank of India	374.77	369.71	99	2021.01	431.58	21	67.88	6.71	10	78.15	0.04	0	887.11	-	-	3428.92	808.04	24	
12	State Bank of India	488.86	292.32	60	3357.66	1411.17	42	174.17	-	-	183.08	-	-	1448.87	-	-	5652.64	1703.49	30	
	Public Sector Banks Total	1400.63	923.41	66	8151.67	3459.35	42	391.46	21.78	6	352.05	0.47	0	3957.26	576.02	15	14253.06	4981.03	35	
13	Axis Bank	40.34	13.66	34	195.56	46.82	24	4.25	-	-	2.45	-	-	82.51	4.18	5	325.11	64.66	20	
14	Bandhan Bank	-	-	-	-	10.53	-	-	-	-	-	-	-	867.99	-	-	-	878.52	-	
15	Catholic Syrian Bank Ltd	2.31	0.10	4	10.34	-	-	0.40	-	-	0.03	-	-	9.67	2.03	21	22.75	2.13	9	
16	City Union Bank Ltd	15.05	0.02	0	58.01	1.80	3	1.31	6.88	524	0.08	-	-	20.06	-	-	94.52	8.70	9	
17	Coastal Local Area	9.82	0.28	3	47.07	21.23	45	1.01	-	-	1.53	-	-	29.07	0.06	0	88.50	21.57	24	
18	DCB Bank Limited	1.26	0.07	6	7.28	45.44	624	0.51	0.03	6	0.03	-	-	8.79	-	-	17.87	45.54	255	
19	Dhanalakshmi Bank	3.33	1.62	49	15.19	10.62	70	0.73	-	-	0.03	-	-	11.09	6.94	63	30.37	19.18	63	
20	Federal Bank Ltd	6.67	1.52	23	32.92	3.68	11	1.35	-	-	0.03	-	-	16.10	97.75	607	57.06	102.95	180	
21	HDFC Bank Ltd	22.89	0.68	3	141.15	10.86	8	8.50	-	-	6.87	-	-	103.96	99.44	96	283.37	110.98	39	
22	ICICI Bank Ltd.	29.00	30.89	107	652.97	129.25	20	7.68	-	-	7.16	-	-	112.86	-	-	809.67	160.14	20	
23	IDBI Bank Limited	19.88	5.72	29	177.05	4.57	3	3.75	4.89	130	2.69	-	-	59.01	0.29	0	262.39	15.47	6	
24	IDFC First Bank	-	-	-	2.74	58.07	2118	-	0.03	-	-	-	-	1.08	-	-	3.82	58.10	1520	
25	Indus Ind Bank	3.15	-	-	14.45	6.11	42	1.66	-	-	-	-	-	35.91	-	-	55.17	6.11	11	
26	Karnataka Bank Ltd	8.27	7.80	94	81.87	20.13	25	2.68	-	-	2.45	0.20	8	19.08	1.32	7	114.35	29.45	26	
27	Karur Vysya Bank Ltd	53.70	1.13	2	272.10	13.06	5	6.39	0.49	8	2.62	4.53	173	56.82	0.04	0	391.63	19.25	5	
28	Kotak Mahindra Bank	22.30	-	-	125.83	5.17	4	9.59	-	-	1.80	-	-	82.48	0.35	0	242.00	5.52	2	
29	KBS Local Area Bank	1.56	-	-	3.60	0.15	4	-	-	-	-	-	-	2.41	0.16	7	7.57	0.31	4	
31	RBL Bank	1.00	-	-	4.87	1.94	40	0.16	-	-	-	-	-	5.90	0.57	10	11.93	2.51	21	
32	South Indian Bank Ltd	2.78	0.21	8	34.66	1.50	4	0.62	-	-	0.03	0.30	886	10.78	0.34	3	48.88	2.35	5	
33	TM Bank	4.83	0.24	5	23.41	33.70	144	0.60	-	-	0.07	-	-	21.74	0.19	1	50.65	34.13	67	
34	Yes Bank	2.30	-	-	10.26	7.96	78	0.50	-	-	-	-	-	16.79	-	-	29.86	7.96	27	
	Private Sector Banks Total	254.60	63.94	25	1931.89	432.59	22	52.56	12.32	23	27.98	5.03	18	761.20	1081.65	142	2947.48	1595.53	54	
	Commercial Banks Total	1655.23	987.35	60	10083.56	3891.94	39	444.02	34.10	8	380.04	5.50	1	4718.46	1657.67	35	17200.54	6576.56	38	
35	A.P.State Co-op Bank	18.83	45.05	239	71.99	51.14	71	3.98	0.52	13	0.64	-	-	286.75	2908.91	1014	382.19	3005.62	786	
	Co-operative Banks Total	18.83	45.05	239	71.99	51.14	71	3.98	0.52	13	0.64	-	-	286.75	2908.91	1014	382.19	3005.62	786	
36	APGB	53.12	14.53	27	300.72	110.72	37	22.12	-	-	17.56	-	-	454.04	1711.09	377	847.57	1836.34	217	
37	APGVB	9.16	0.47	5	271.54	43.12	16	0.02	-	-	0.07	-	-	67.45	-	-	348.25	43.59	13	
38	CGGB	12.79	22.93	179	84.86	64.64	76	0.24	-	-	1.69	-	-	42.99	-	-	142.58	87.57	61	
39	SGB	39.14	10.48	27	279.20	99.52	36	9.56	-	-	-	-	-	417.95	38.89	9	745.85	148.89	20	
	Regional Rural Banks Total	114.20	48.41	42	936.32	318.00	34	31.95	-	-	19.33	-	-	982.44	1749.98	178	2084.24	2116.39	102	
40	Equitas SFB	-	-	-	-	13.75	-	-	-	-	-	-	-	-	-	-	-	-	13.75	-
41	Fincare SFB	-	-	-	-	185.80	-	-	-	-	-	-	-	-	535.42	-	-	-	721.22	-
42	ESAF Bank	-	-	-	-	1.27	-	-	-	-	-	-	-	-	-	-	-	-	1.27	-
	Small Finance Banks Total	-	-	-	-	200.82	-	-	-	-	-	-	-	-	535.42	-	-	-	736.24	-
43	Airtel Payment Bank	-	-	-	-	-	-	-	-	-	-	-	-	-	-	-	-	-	-	-
44	Fino payment Bank	-	-	-	-	-	-	-	-	-	-	-	-	-	-	-	-	-	-	-
45	India post payments	-	-	-	-	-	-	-	-	-	-	-	-	-	-	-	-	-	-	-
	Payment Banks Total	-	-	-	-	-	-	-	-	-	-	-	-	-	-	-	-	-	-	-
46	A.P.S.F.C	1.73	-	-	8.13	-	-	0.06	-	-	-	-	-	2.35	-	-	12.27	-	-	-
	Others Total	1.73	-	-	8.13	-	-	0.06	-	-	-	-	-	2.35	-	-	12.27	-	-	-
	Grand Total	1790.00	1080.81	60	11100.00	4461.90	40	480.01	34.62	7	400.00	5.50	1	5990.00	6851.98	114	19679.2	12434.81	63	

18. Annual Credit Plan 2022-23 - Bank Wise achievement as on 31.03.2023


(Amount in crores)


S.No.	Name of the Bank	Priority Sector			Non-Priority Sector			Total Credit		
		Target	Achvmt	% of achvmt	Target	Achvmt	% of achvmt	Target	Achvmt	% of achvmt
1	Bank of Baroda	6306	11613	184.17	1741	8481	487.03	8047	20094.52	249.71
2	Bank of India	3261	7433	227.93	1417	2086	147.27	4678	9519.54	203.50
3	Bank of Maharashtra	510	601	117.87	295	1214	411.61	804	1814.32	225.53
4	Canara Bank	29920	37917	126.73	4992	27120	543.24	34913	65036.74	186.28
5	Central Bank of India	3141	3556	113.20	914	1097	120.02	4055	4652.78	114.74
6	Indian Bank	10366	20161	194.49	3517	18077	514.00	13883	38238.43	275.43
7	Indian Overseas Bank	4505	4402	97.71	604	1047	173.24	5109	5448.80	106.65
8	Punjab National Bank	2006	1300	64.80	2191	7952	362.85	4197	9251.36	220.41
9	Punjab & Sind Bank	270	69	25.62	99	59	59.21	369	127.97	34.67
10	UCO Bank	642	769	119.89	619	1254	202.43	1261	2023.04	160.43
11	Union Bank of India	47543	53900	113.37	16148	37032	229.33	63691	90932.87	142.77
12	State Bank of India	48483	52862	109.03	26939	33202	123.25	75422	86064.16	114.11
	Public Sector Banks Total	156951	194583	123.98	59478	138622	233.06	216430	333204.53	153.96
13	Axis Bank	2451	3021	123.27	1369	3810	278.25	3820	6831.11	178.81
14	Bandhan Bank	35	931	2674.97	-	395	-	35	1325.77	3809.52
15	Catholic Syrian Bank Ltd	135	914	678.86	203	122	60.00	338	1035.66	306.70
16	City Union Bank Ltd	668	608	90.98	380	560	147.31	1049	1168.21	111.41
17	Coastal Local Area Bank	503	292	58.15	192	115	60.14	694	407.55	58.70
18	DCB Bank Limited	127	220	173.82	52	191	369.21	178	410.82	230.51
19	Dhanalakshmi Bank	188	294	156.41	199	341	170.92	387	634.90	163.88
20	Federal Bank Ltd	485	1059	218.44	529	603	113.92	1014	1661.82	163.91
21	HDFC Bank Ltd	5863	14147	241.31	5208	19034	365.50	11070	33181.16	299.73
22	ICICI Bank Ltd.	6057	7776	128.37	5356	16085	300.30	11414	23860.50	209.05
23	IDBI Bank Limited	1870	2289	122.42	1264	5980	473.26	3134	8269.83	263.89
24	IDFC First Bank	51	967	1891.72	150	2222	1482.81	201	3188.84	1586.84
25	Indus Ind Bank	1597	2220	138.97	1135	2686	236.64	2732	4905.70	179.54
26	Karnataka Bank Ltd	1285	525	40.87	486	434	89.37	1771	959.26	54.18
27	Karur Vysya Bank Ltd	2471	2835	114.70	874	2021	231.34	3345	4855.31	145.16
28	Kotak Mahindra Bank	1617	3585	221.68	1614	1046	64.78	3231	4630.50	143.30
29	KBS Local Area Bank	8	4	45.94	2	5	251.34	10	9.13	87.10
31	RBL Bank	206	127	61.80	292	56	19.27	498	183.50	36.83
32	South Indian Bank	308	647	209.99	217	109	50.18	525	756.07	143.93
33	Tamilnad Mercantile Bank	689	1411	204.67	407	514	126.35	1096	1924.90	175.60
34	Yes Bank	161	1092	679.79	166	1699	1020.84	327	2791.38	853.33
	Private Sector Banks Total	26775	44965	167.94	20388	58027	284.61	46870	102992	219.74
	Commercial Banks Total	183727	239548	130.38	79866	196649	246.22	263300	436196	165.67
35	A.P.State Co-op Bank	17854	21579	120.86	832	12423	1492.54	18687	34002.34	181.96
	Co-operative Banks Total	17854.18	21579	120.86	832	12423	1492.54	18687	34002.34	181.96
36	APGB	14020	17715	126.36	1495	1376	92.05	15515	19090.82	123.05
37	APGVB	4224	3512	83.14	324	1622	501.40	4547	5133.90	112.90
38	CGGB	5824	7830	134.45	266	757	284.62	6089	8586.26	141.01
39	SGB	7603	12166	160.01	826	1794	217.30	8429	13960.87	165.62
	Regional Rural Banks Total	31670.04	41222	130.16	2910.14	5549	190.69	34580.18	46771.85	135.26
41	Equitas SFB	2.65	213	8040.09	37.00	86	232.92	39.65	299.11	754.41
42	Fincare SFB	12.00	1386	11550.27	23.00	281	1220.62	35	1666.84	4762.25
43	ESAF Bank	0.05	34	68080.00	13.00	3	26.15	13	37.44	286.90
	Small Finance Banks Total	14.70	1633	11110.12	73.00	370	507.30	87.70	2003.39	2284.38
44	Airtel Payment Bank	-	-	-	-	-	-	-	-	-
45	Fino payment Bank	-	-	-	-	-	-	-	-	-
46	India post payments bank	-	-	-	-	-	-	-	-	-
	Payment Banks Total	-	-	-	-	-	-	-	-	-
47	A.P.S.F.C	1547.32	1346	86.99	118	-	-	1666	1346.05	80.82
	Others Total	1547.32	1346	86.99	118.22	-	-	1665.54	1346.05	80.82
	Grand Total	234813	305328	130.03	83800	214992	256.55	318320	520320	163.46


SLBC OF A.P.		CONVENOR:  Union Bank of India					
19. Disbursements under Housing Loans as on 31.03.2023 (Amount. in Crores)							
S.No.	Name of the Bank	Priority Sector		Non-Priority Sector		Total	
		Accounts	Amount	Accounts	Amount	Accounts	Amount
1	Bank of Baroda	5443	516.65	2931	740.50	8374	1257.15
2	Bank of India	4497	233.33	2018	610.72	6515	844.05
3	Bank of Maharashtra	1021	30.44	746	76.68	1767	107.12
4	Canara Bank	8269	440.88	3564	898.13	11833	1339.01
5	Central Bank of India	1785	76.56	20	0.30	1805	76.86
6	Indian Bank	4949	135.81	3877	589.67	8826	725.48
7	Indian Overseas Bank	933	84.99	1107	231.05	2040	316.04
8	Punjab National Bank	1483	58.94	692	188.75	2175	247.69
9	Punjab & Sind Bank	38	6.37	42	15.13	80	21.50
10	UCO Bank	602	32.63	179	48.43	781	81.06
11	Union Bank of India	14411	431.58	70134	2468.65	84545	2900.23
12	State Bank of India	21214	1411.17	46158	8463.06	67372	9874.23
Public sector Banks Total		64645	3459.35	131468	14331.07	196113	17790.42
13	Axis Bank	763	46.82	761	361.37	1524	408.19
14	Bandhan Bank	50	10.53	324	58.05	374	68.58
15	Catholic Syrian Bank Ltd	-	-	-	-	-	-
16	City Union Bank Ltd	18	1.80	92	37.65	110	39.45
17	Coastal Local Area Bank	155	21.23	82	16.97	237	38.20
18	DCB Bank Limited	1896	45.44	259	81.13	2155	126.57
19	Dhana Laxmi Bank	60	10.62	19	6.18	79	16.80
20	Federal Bank	25	3.68	101	36.54	126	40.22
21	HDFC Bank Ltd	1171	10.86	-	-	1171	10.86
22	ICICI Bank Ltd.	661	129.25	3871	1734.56	4532	1863.81
23	IDBI Bank	65	4.57	1884	360.52	1949	365.09
24	IDFC First Bank	710	58.07	334	61.58	1044	119.65
25	Indus Ind Bank	98	6.11	274	22.42	372	28.53
26	Karnataka Bank	175	20.13	346	92.01	521	112.14
27	Karur Vysya Bank	130	13.06	695	188.37	825	201.43
28	Kotak Mahindra Bank	23	5.17	-	-	23	5.17
29	KBS Local Area Bank	9	0.15	-	-	9	0.15
31	RBL Bank	21	1.94	57	15.65	78	17.59
32	South Indian Bank	207	1.50	119	3.54	326	5.04
33	Tamilnad Mercantile Bank	355	33.70	233	54.72	588	88.42
34	Yes Bank	49	7.96	197	119.90	246	127.86
Pvt. Sector Banks Total		6641	432.59	9648	3251.16	16289	3683.75
Commercial Banks Total		71286	3891.94	141116	17582.23	212402	21474.17
35	AP State Co-op Bank	1363	51.14	91	18.73	1454	69.87
Co-op. Banks Total		1363	51.14	91	18.73	1454	69.87
36	APGB	3756	110.72	493	51.51	4249	162.23
37	A.P.Grameena Vikas Bank	2971	43.12	766	51.93	3737	95.05
38	C.G.G.B.	1655	64.64	-	-	1655	64.64
39	Saptagiri Grameena Bank	1395	99.52	202	66.36	1597	165.88
R.R.B.s Total		9777	318.00	1461	169.80	11238	487.80
40	Equitas Small Finance Bank Ltd	90	13.75	264	26.68	354	40.43
41	Fincare Small Finance Bank	2340	185.80	-	-	2340	185.80
42	ESAF Bank	6	1.27	-	-	6	1.27
Small Finance Banks Total		2436	201	264	27	2700	228
43	Airtel Payments Bank	-	-	-	-	-	-
44	Fino Payment Bank	-	-	-	-	-	-
45	India Post payment Bank	-	-	-	-	-	-
Payment Banks Total		-	-	-	-	-	-
42	A P S F C	-	-	-	-	-	-
Others Total		-	-	-	-	-	-
Grand Total		84862	4462	142932	17797	227794	22259
Consolidation							
Commercial Banks		71286	3892	141116	17582	212402	21474
Co-operative Banks		1363	51	91	19	1454	70
Regional Rural Banks		9777	318	1461	170	11238	488
Small Finance Banks Total		2436	201	264	27	2700	228
Payment Banks Total		-	-	-	-	-	-
Others Total		-	-	-	-	-	-
Grand Total		84862	4462	142932	17797	227794	22259


20. Disbursements under Education Loans as on 31.03.2023 (Amount in Crores)

S.No.	Name of the Bank	Priority Sector		Non-Priority Sector		Total	
		Accounts	Amount	Accounts	Amount	Accounts	Amount
1	Bank of Baroda	1279	35.87	1397	197.85	2676	233.72
2	Bank of India	1169	27.40	309	41.43	1478	68.83
3	Bank of Maharashtra	272	5.83	201	11.98	473	17.81
4	Canara Bank	4742	110.50	865	129.76	5607	240.26
5	Central Bank of India	422	13.08	2	0.06	424	13.14
6	Indian Bank	1232	30.78	1040	90.59	2272	121.37
7	Indian Overseas Bank	634	23.56	124	8.96	758	32.52
8	Punjab National Bank	396	11.49	295	41.96	691	53.45
9	Punjab & Sind Bank	7	0.28	20	2.99	27	3.27
10	UCO Bank	136	2.59	4	0.48	140	3.07
11	Union Bank of India	26011	369.71	7294	333.54	33305	703.25
12	State Bank of India	11590	292.32	-	-	11590	292.32
Public sector Banks Total		47890	923.41	11551	859.60	59441	1783.01
13	Axis Bank	530	13.66	264	73.63	794	87.29
14	Bandhan Bank	-	-	-	-	-	-
15	Catholic Syrian Bank Ltd	1	0.10	-	-	1	0.10
16	City Union Bank Ltd	2	0.02	6	0.53	8	0.55
17	Coastal Local Area Bank	1	0.28	8	1.35	9	1.63
18	DCB Bank Limited	2	0.07	2	0.07	4	0.14
19	Dhana Laxmi Bank	19	1.62	7	0.97	26	2.59
20	Federal Bank	26	1.52	7	0.56	33	2.08
21	HDFC Bank Ltd	23	0.68	7	0.68	30	1.36
22	ICICI Bank Ltd.	358	30.89	291	64.33	649	95.22
23	IDBI Bank	246	5.72	186	14.37	432	20.09
24	IDFC First Bank	-	-	1	0.24	1	0.24
25	Indus Ind Bank	-	-	-	-	-	-
26	Karnataka Bank	134	7.80	42	4.66	176	12.46
27	Karur Vysya Bank	15	1.13	17	1.44	32	2.57
28	Kotak Mahindra Bank	-	-	-	-	-	-
29	KBS Local Area Bank	-	-	-	-	-	-
31	RBL Bank	-	-	-	-	-	-
32	South Indian Bank	22	0.21	8	0.42	30	0.63
33	Tamilnad Mercantile Bank	9	0.24	22	1.69	31	1.93
34	Yes Bank	-	-	-	-	-	-
Pvt. Sector Banks Total		1388	63.94	868	164.94	2256	228.88
Commercial Banks Total		49278	987.35	12419	1024.54	61697	2011.89
35	AP State Co-op Bank	240	45.05	-	-	240	45.05
Co-op. Banks Total		240	45.05	-	-	240	45.05
36	APGB	1066	14.53	164	9.22	1230	23.75
37	A.P.Grameena Vikas Bank	73	0.47	9	0.37	82	0.84
38	C.G.G.B.	341	22.93	457	55.10	798	78.03
39	Saptagiri Grameena Bank	95	10.48	-	-	95	10.48
R.R.B.s Total		1575	48.41	630	64.69	2205	113.10
40	Equitas Small Finance Bank Ltd	-	-	-	-	-	-
41	Fincare Small Finance Bank	-	-	-	-	-	-
42	ESAF Bank	-	-	-	-	-	-
Small Finance Banks Total		-	-	-	-	-	-
43	Airtel Payments Bank	-	-	-	-	-	-
44	Fino Payment Bank	-	-	-	-	-	-
45	India Post payment Bank	-	-	-	-	-	-
Payment Banks Total		-	-	-	-	-	-
42	A P S F C	-	-	-	-	-	-
Others Total		-	-	-	-	-	-
Grand Total		51093	1081	13049	1089	64142	2170
Consolidation							
Commercial Banks		49278	987	12419	1025	61697	2012
Co-operative Banks		240	45	-	-	240	45
Regional Rural Banks		1575	48	630	65	2205	113
Small Finance Banks Total		-	-	-	-	-	-
Payment Banks Total		-	-	-	-	-	-
Others Total		-	-	-	-	-	-
Grand Total		51093	1081	13049	1089	64142	2170


SLBC of A.P		CONVENER:  Union Bank of India			
21. Short term Crop Production Loans (Priority Sector)-Bank-wise Outstanding and NPA as on 31.03.2023					
S.No.	Name of the Bank	Outstanding		NPAs	
		No. of a/cs	Amount	No. of a/cs	Amount
1	Bank of Baroda	471687	7535.93	5284	128.91
2	Bank of India	218170	3012.08	2241	23.28
3	Bank of Maharashtra	1816	65.67	119	0.76
4	Canara Bank	2047377	33210.63	35981	543.27
5	Central Bank of India	137981	2704.05	2440	45.59
6	Indian Bank	682388	9319.18	9572	152.44
7	Indian Overseas Bank	33349	535.94	8774	140.98
8	Punjab National Bank	25677	645.75	2104	40.42
9	Punjab & Sind Bank	52	11.43	-	-
10	UCO Bank	5364	107.44	394	8.70
11	Union Bank of India	1178658	19868.48	70862	975.04
12	State Bank of India	1879449	29801.02	60746	610.27
Public Sector Banks Total		6681968	106818	198517	2670
13	Axis Bank	11602	1503.35	1088	89.14
14	Bandhan Bank	-	-	-	-
15	Catholic Syrian Bank Ltd	3851	121.80	9	0.40
16	City Union Bank Ltd	11746	119.27	210	1.78
17	Coastal Local Area Bank	5670	56.57	169	1.61
18	DCB Bank Limited	2534	155.15	2	0.27
19	Dhana Laxmi Bank	3675	167.15	6	1.25
20	Federal Bank	19573	639.27	132	8.24
21	HDFC Bank Ltd	7792	2189.71	-	-
22	ICICI Bank Ltd.	46807	2043.37	2530	121.14
23	IDBI Bank	76098	1359.63	313	11.34
24	IDFC First Bank	1025	323.19	1	0.15
25	Indus Ind Bank	-	-	-	-
26	Karnataka Bank	14835	318.72	831	72.16
27	Karur Vysya Bank	96741	1983.83	238	3.16
28	Kotak Mahindra Bank	4112	17.19	4528	16.87
29	KBS Local Area Bank	-	-	-	-
31	RBL Bank	1253	122.52	33	3.59
32	South Indian Bank	23231	455.18	12	5.13
33	Tamilnad Mercantile Bank	15243	198.92	1	0.10
34	Yes Bank	20	4.90	-	-
Private Sector Banks Total		345808	11780	10103	336
Commercial Banks Total		7027776	118597	208620	3006
35	AP State Co-op Bank	176203	14576.10	3441	298.74
Co-operative Banks Total		176203	14576	3441	299
36	APGB	784544	9158.35	15389	153.28
37	A.P.Grameena Vikas Bank	229138	1761.08	10820	83.81
38	C.G.G.B.	482765	5602.67	1852	58.93
39	Saptagiri Grameena Bank	513697	6283.43	3374	38.14
RRB's Total		2010144	22806	31435	334
40	Equitas Small Finance Bank Ltd	-	-	-	-
41	Fincare Small Finance Bank	-	-	-	-
42	ESAF Bank	-	-	-	-
Small Finance Banks Total		-	-	-	-
43	Airtel Payments Bank	-	-	-	-
44	Fino Payment Bank	-	-	-	-
45	India Post payment Bank	-	-	-	-
Payment Banks Total		-	-	-	-
42	A P S F C	-	-	-	-
Others Total		-	-	-	-
Grand Total		9214123	155979	243496	3639
Consolidation					
Commercial Banks		7027776	118597	208620	3006
Co-operative Banks		176203	14576	3441	299
Regional Rural Banks		2010144	22806	31435	334
Small Finance Banks Total		-	-	-	-
Payment Banks Total		-	-	-	-
Others Total		-	-	-	-
Grand Total		9214123	155979	243496	3639


SLBC of A.P		CONVENER: 			
22. Agri. Term Loans incl. allied activities (Priority Sector) -Bank-wise Outstanding & NPA as on 31.03.2023 (Amount in crores)					
S.No.	Name of the Bank	Outstanding		NPAs	
		Accounts	Amount	Accounts	Amount
1	Bank of Baroda	78888	2145.28	1441	21.83
2	Bank of India	134817	2239.99	1529	22.97
3	Bank of Maharashtra	2442	63.60	70	0.45
4	Canara Bank	74341	784.38	24247	205.96
5	Central Bank of India	21362	623.68	1431	35.21
6	Indian Bank	46919	2573.46	3302	43.29
7	Indian Overseas Bank	211406	3979.58	4547	230.07
8	Punjab National Bank	10069	159.02	6474	54.13
9	Punjab & Sind Bank	152	6.37	-	-
10	UCO Bank	9430	131.96	427	7.72
11	Union Bank of India	938339	20351.02	31271	399.28
12	State Bank of India	269807	12644.26	4271	124.91
Public Sector Banks Total		1797972	45703	79010	1146
13	Axis Bank	24525	1285.73	166	13.85
14	Bandhan Bank	3822	7.43	2	0.04
15	Catholic Syrian Bank Ltd	48383	905.55	30	0.75
16	City Union Bank Ltd	1485	242.31	240	61.87
17	Coastal Local Area Bank	6206	46.73	1590	7.30
18	DCB Bank Limited	1216	46.86	38	0.89
19	Dhana Laxmi Bank	-	-	-	-
20	Federal Bank	340	11.67	7	0.24
21	HDFC Bank Ltd	31205	1957.86	2540	123.89
22	ICICI Bank Ltd.	9177	304.70	476	12.09
23	IDBI Bank	11339	230.65	117	1.58
24	IDFC First Bank	29929	242.19	266	1.40
25	Indus Ind Bank	16718	716.71	224	31.68
26	Karnataka Bank	318	13.09	119	3.96
27	Karur Vysya Bank	24985	567.38	740	7.97
28	Kotak Mahindra Bank	14743	589.04	1311	27.32
29	KBS Local Area Bank	121	1.27	2	0.01
31	RBL Bank	16586	37.27	8607	5.62
32	South Indian Bank	9	0.12	-	-
33	Tamilnad Mercantile Bank	21775	280.64	11	1.15
34	Yes Bank	32	0.95	-	-
Private Sector Banks Total		262914	7488	16486	302
Commercial Banks Total		2060886	53191	95496	1447
35	AP State Co-op Bank	149909	8124.76	15366	215.96
Co-operative Banks Total		149909	8125	15366	216
36	APGB	498184	7736.48	6507	45.65
37	A.P.Grameena Vikas Bank	152807	3546.29	511	4.09
38	C.G.G.B.	68621	2490.69	35	1.51
39	Saptagiri Grameena Bank	60601	2572.81	614	5.02
RRB's Total		780213	16346	7667	56
40	Equitas Small Finance Bank Ltd	180	8.78	11	0
41	Fincare Small Finance Bank	164640	458.82	5478	7
42	ESAF Bank	661	15.26	-	-
Small Finance Banks Total		165481	483	5489	7
43	Airtel Payments Bank	-	-	-	-
44	Fino Payment Bank	-	-	-	-
45	India Post payment Bank	-	-	-	-
Payment Banks Total		-	-	-	-
42	A P S F C	-	-	-	-
Others Total		-	-	-	-
Grand Total		3156489	78145	124018	1727
Consolidation					
Commercial Banks		2060886	53191	95496	1447
Co-operative Banks		149909	8125	15366	216
Regional Rural Banks		780213	16346	7667	56
Small Finance Banks Total		165481	483	5489	7
Payment Banks Total		-	-	-	-
Others Total		-	-	-	-
Grand Total		3156489	78145	124018	1727

SLBC of A.P		CONVENER: 			
23. Farm Credit (Priority Sector)-Bank-wise Outstanding & NPA as on 31.03.2023 (Amount in crores)					
S.No.	Name of the Bank	Outstanding		NPAs	
		Accounts	Amount	Accounts	Amount
1	Bank of Baroda	550575	9681.21	6725	150.74
2	Bank of India	352987	5252.07	3770	46.25
3	Bank of Maharashtra	4258	129.27	189	1.21
4	Canara Bank	2121718	33995.01	60228	749.23
5	Central Bank of India	159343	3327.73	3871	80.80
6	Indian Bank	729307	11892.64	12874	195.73
7	Indian Overseas Bank	244755	4515.52	13321	371.05
8	Punjab National Bank	35746	804.77	8578	94.55
9	Punjab & Sind Bank	204	17.80	-	-
10	UCO Bank	14794	239.40	821	16.42
11	Union Bank of India	2116997	40219.50	102133	1374.32
12	State Bank of India	2149256	42445.28	65017	735.18
Public Sector Banks Total		8479940	152520.20	277527	3815.48
13	Axis Bank	36127	2789.08	1254	102.99
14	Bandhan Bank	3822	7.43	2	0.04
15	Catholic Syrian Bank Ltd	52234	1027.35	39	1.15
16	City Union Bank Ltd	13231	361.58	450	63.65
17	Coastal Local Area Bank	11876	103.30	1759	8.91
18	DCB Bank Limited	3750	202.01	40	1.16
19	Dhana Laxmi Bank	3675	167.15	6	1.25
20	Federal Bank	19913	650.94	139	8.48
21	HDFC Bank Ltd	38997	4147.57	2540	123.89
22	ICICI Bank Ltd.	55984	2348.07	3006	133.23
23	IDBI Bank	87437	1590.28	430	12.92
24	IDFC First Bank	30954	565.38	267	1.55
25	Indus Ind Bank	16718	716.71	224	31.68
26	Karnataka Bank	15153	331.81	950	76.12
27	Karur Vysya Bank	121726	2551.21	978	11.13
28	Kotak Mahindra Bank	18855	606.23	5839	44.19
29	KBS Local Area Bank	121	1.27	2	0.01
31	RBL Bank	17839	159.79	8640	9.21
32	South Indian Bank	23240	455.30	12	5.13
33	Tamilnad Mercantile Bank	37018	479.56	12	1.25
34	Yes Bank	52	5.85	-	-
Private Sector Banks Total		608722	19268	26589	638
Commercial Banks Total		9088662	171788	304116	4453
35	AP State Co-op Bank	326112	22700.86	18807	514.70
Co-operative Banks Total		326112	22701	18807	515
36	APGB	1282728	16894.83	21896	198.93
37	A.P.Grameena Vikas Bank	381945	5307.37	11331	87.90
38	C.G.G.B.	551386	8093.36	1887	60.44
39	Saptagiri Grameena Bank	574298	8856.24	3988	43.16
RRB's Total		2790357	39152	39102	390
40	Equitas Small Finance Bank Ltd	180	8.78	11	0
41	Fincare Small Finance Bank	164640	458.82	5478	7
42	ESAF Bank	661	15.26	-	-
Small Finance Banks Total		165481	483	5489	7
43	Airtel Payments Bank	-	-	-	-
44	Fino Payment Bank	-	-	-	-
45	India Post payment Bank	-	-	-	-
Payment Banks Total		-	-	-	-
42	A P S F C	-	-	-	-
Others Total		-	-	-	-
Grand Total		12370612	234124	367514	5366
Consolidation					
Commercial Banks		9088662	171788	304116	4453
Co-operative Banks		326112	22701	18807	515
Regional Rural Banks		2790357	39152	39102	390
Small Finance Banks Total		165481	483	5489	7
Payment Banks Total		-	-	-	-
Others Total		-	-	-	-
Grand Total		12370612	234124	367514	5366

SLBC of A.P		CONVENER: 			
24. Agriculture Infrastructure (Priority Sector)-Bank-wise Outstanding & NPA as on 31.03.2023 (Amount in Crores)					
S.No.	Name of the Bank	Outstanding		NPAs	
		Accounts	Amount	Accounts	Amount
1	Bank of Baroda	635	37.73	17	0.37
2	Bank of India	14	6.05	1	-
3	Bank of Maharashtra	4	1.23	-	-
4	Canara Bank	760	70.74	46	11.01
5	Central Bank of India	7970	479.75	81	1.28
6	Indian Bank	23	12.58	2	-
7	Indian Overseas Bank	30	4.31	19	3.25
8	Punjab National Bank	592	30.52	41	7.60
9	Punjab & Sind Bank	27	8.43	-	-
10	UCO Bank	24	0.99	3	0.38
11	Union Bank of India	23104	453.68	645	57.03
12	State Bank of India	20	65.48	1	0.44
Public Sector Banks Total		33203	1171	856	81
13	Axis Bank	41	32.81	-	-
14	Bandhan Bank	423	0.96	-	-
15	Catholic Syrian Bank Ltd	2	0.20	-	-
16	City Union Bank Ltd	28	42.19	3	5.97
17	Coastal Local Area Bank	-	-	-	-
18	DCB Bank Limited	-	-	-	-
19	Dhana Laxmi Bank	-	-	-	-
20	Federal Bank	2	0.77	-	-
21	HDFC Bank Ltd	40	29.90	1	0.90
22	ICICI Bank Ltd.	-	-	-	-
23	IDBI Bank	16	0.84	5	0.01
24	IDFC First Bank	-	-	-	-
25	Indus Ind Bank	14	18.93	-	-
26	Karnataka Bank	71	70.84	1	0.01
27	Karur Vysya Bank	45	56.20	4	0.70
28	Kotak Mahindra Bank	30	47.33	-	-
29	KBS Local Area Bank	-	-	-	-
31	RBL Bank	-	-	-	-
32	South Indian Bank	-	-	-	-
33	Tamilnad Mercantile Bank	12	4.96	-	-
34	Yes Bank	-	-	-	-
Private Sector Banks Total		724	306	14	8
Commercial Banks Total		33927	1477	870	89
35	AP State Co-op Bank	15351	495.43	433	26.68
Co-operative Banks Total		15351	495	433	27
36	APGB	2	3.93	-	-
37	A.P.Grameena Vikas Bank	-	-	-	-
38	C.G.G.B.	-	-	-	-
39	Saptagiri Grameena Bank	-	-	-	-
RRB's Total		2	4	-	-
40	Equitas Small Finance Bank Ltd	-	-	-	-
41	Fincare Small Finance Bank	-	-	-	-
42	ESAF Bank	-	-	-	-
Small Finance Banks Total		-	-	-	-
43	Airtel Payments Bank	-	-	-	-
44	Fino Payment Bank	-	-	-	-
45	India Post payment Bank	-	-	-	-
Payment Banks Total		-	-	-	-
42	A P S F C	-	-	-	-
Others Total		-	-	-	-
Grand Total		49280	1977	1303	116
Consolidation					
Commercial Banks		33927	1477	870	89
Co-operative Banks		15351	495	433	27
Regional Rural Banks		2	4	-	-
Small Finance Banks Total		-	-	-	-
Payment Banks Total		-	-	-	-
Others Total		-	-	-	-
Grand Total		49280	1977	1303	116


25. Ancillary Activities (Priority Sector) -Bank-wise Outstanding & NPA as on 31.03.2023 (Amount in crores)					
S.No.	Name of the Bank	Outstanding		NPAs	
		No. of accounts	Amount	No. of accounts	Amount
1	Bank of Baroda	6168	494.01	404	30.91
2	Bank of India	13931	944.27	192	35.94
3	Bank of Maharashtra	1105	47.50	28	0.35
4	Canara Bank	20796	1200.59	672	116.52
5	Central Bank of India	37	30.24	4	0.57
6	Indian Bank	1006	692.98	257	27.83
7	Indian Overseas Bank	1385	321.58	264	166.62
8	Punjab National Bank	2621	197.14	110	44.32
9	Punjab & Sind Bank	21	4.31	3	1.56
10	UCO Bank	29	1.51	8	0.41
11	Union Bank of India	266305	5226.14	901	302.66
12	State Bank of India	22324	2955.08	1904	123.39
Public Sector Banks Total		335728	12115	4747	851
13	Axis Bank	582	1008.80	9	24.60
14	Bandhan Bank	5417	12.72	3	-
15	Catholic Syrian Bank Ltd	386	5.58	-	-
16	City Union Bank Ltd	405	332.80	67	60.82
17	Coastal Local Area Bank	-	-	-	-
18	DCB Bank Limited	165	16.44	2	0.11
19	Dhana Laxmi Bank	-	-	-	-
20	Federal Bank	34	11.70	7	5.77
21	HDFC Bank Ltd	701	1758.58	25	75.79
22	ICICI Bank Ltd.	239	129.16	17	20.05
23	IDBI Bank	578	20.72	28	1.63
24	IDFC First Bank	3	0.61	-	-
25	Indus Ind Bank	3	14.59	-	-
26	Karnataka Bank	335	135.81	14	6.06
27	Karur Vysya Bank	23	3.62	8	1.30
28	Kotak Mahindra Bank	355	416.94	41	18.56
29	KBS Local Area Bank	-	-	-	-
31	Tamilnad Mercantile Bank	-	-	-	-
32	South Indian Bank	64	21.97	-	-
33	Tamilnadu Mercantile Bank	212	178.92	12	6.40
34	Yes Bank	59	106.50	-	-
Private Sector Banks Total		9561	4175	233	221
Commercial Banks Total		345289	16291	4980	1072
35	AP State Co-op Bank	-	-	-	-
Co-operative Banks Total		-	-	-	-
36	APGB	-	-	-	-
37	A.P.Grameena Vikas Bank	-	-	-	-
38	C.G.G.B.	-	-	-	-
39	Saptagiri Grameena Bank	-	-	-	-
RRB's Total		-	-	-	-
40	Equitas Small Finance Bank Ltd	-	-	-	-
41	Fincare Small Finance Bank	-	-	-	-
42	ESAF Bank	-	-	-	-
Small Finance Banks Total		-	-	-	-
43	Airtel Payments Bank	-	-	-	-
44	Fino Payment Bank	-	-	-	-
45	India Post payment Bank	-	-	-	-
Payment Banks Total		-	-	-	-
42	A P S F C	-	-	-	-
Others Total		-	-	-	-
Grand Total		345289	16291	4980	1072
Consolidation					
Commercial Banks		345289	16291	4980	1072
Co-operative Banks		-	-	-	-
Regional Rural Banks		-	-	-	-
Small Finance Banks Total		-	-	-	-
Payment Banks Total		-	-	-	-
Others Total		-	-	-	-
Grand Total		345289	16291	4980	1072


SLBC of A.P		CONVENER: 			
26. Total Agricultural Advances (Priority Sector)-Bank-wise Outstanding & NPA as on 31.03.2023 (Amount in Crores)					
S.No.	Name of the Bank	Outstanding		NPAs	
		No. of accounts	Amount	No. of accounts	Amount
1	Bank of Baroda	557378	10212.95	7146	182.02
2	Bank of India	366932	6202.39	3963	82.19
3	Bank of Maharashtra	5367	178.00	217	1.56
4	Canara Bank	2143274	35266.34	60946	876.76
5	Central Bank of India	167350	3837.72	3956	82.65
6	Indian Bank	730336	12598.20	13133	223.56
7	Indian Overseas Bank	246170	4841.41	13604	540.92
8	Punjab National Bank	38959	1032.43	8729	146.47
9	Punjab & Sind Bank	252	30.54	3	1.56
10	UCO Bank	14847	241.90	832	17.21
11	Union Bank of India	2406406	45899.32	103679	1734.01
12	State Bank of India	2171600	45465.84	66922	859.01
Public Sector Banks Total		8848871	165807	283130	4748
13	Axis Bank	36750	3830.69	1263	127.59
14	Bandhan Bank	9662	21.11	5	0.04
15	Catholic Syrian Bank Ltd	52622	1033.13	39	1.15
16	City Union Bank Ltd	13664	736.57	520	130.44
17	Coastal Local Area Bank	11876	103.30	1759	8.91
18	DCB Bank Limited	3915	218.45	42	1.27
19	Dhana Laxmi Bank	3675	167.15	6	1.25
20	Federal Bank	19949	663.41	146	14.25
21	HDFC Bank Ltd	39738	5936.05	2566	200.58
22	ICICI Bank Ltd.	56223	2477.23	3023	153.28
23	IDBI Bank	88031	1611.84	463	14.56
24	IDFC First Bank	30957	565.99	267	1.55
25	Indus Ind Bank	16735	750.23	224	31.68
26	Karnataka Bank	15559	538.46	965	82.19
27	Karur Vysya Bank	121794	2611.03	990	13.13
28	Kotak Mahindra Bank	19240	1070.50	5880	62.75
29	KBS Local Area Bank	121	1.27	2	0.01
31	RBL Bank	17839	159.79	8640	9.21
32	South Indian Bank	23304	477.27	12	5.13
33	Tamilnad Mercantile Bank	37242	663.44	24	7.65
34	Yes Bank	111	112.35	-	-
Private Sector Banks Total		619007	23749	26836	867
Commercial Banks Total		9467878	189556	309966	5615
35	AP State Co-op Bank	341463	23196.29	19240	541.38
Co-operative Banks Total		341463	23196	19240	541
36	APGB	1282730	16898.76	21896	198.93
37	A.P.Grameena Vikas Bank	381945	5307.37	11331	87.90
38	C.G.G.B.	551386	8093.36	1887	60.44
39	Saptagiri Grameena Bank	574298	8856.24	3988	43.16
RRB's Total		2790359	39156	39102	390
40	Equitas Small Finance Bank Ltd	180	8.78	11	0
41	Fincare Small Finance Bank	164640	458.82	5478	7
42	ESAF Bank	661	15.26	-	-
Small Finance Banks Total		165481	483	5489	7
43	Airtel Payments Bank	-	-	-	-
44	Fino Payment Bank	-	-	-	-
45	India Post payment Bank	-	-	-	-
Payment Banks Total		-	-	-	-
42	A P S F C	-	-	-	-
Others Total		-	-	-	-
Grand Total		12765181	252391	373797	6553
Consolidation					
Commercial Banks		9467878	189556	309966	5615
Co-operative Banks		341463	23196	19240	541
Regional Rural Banks		2790359	39156	39102	390
Small Finance Banks Total		165481	483	5489	7
Payment Banks Total		-	-	-	-
Others Total		-	-	-	-
Grand Total		12765181	252391	373797	6553


SLBC of A.P		CONVENER: 			
27. Micro, Small & Medium Enterprises (Priority Sector) -Bank-wise Outstanding & NPA as on 31.03.2023 (Amount in Crores)					
S.No.	Name of the Bank	Outstanding		NPAs	
		No. of accounts	Amount	No. of accounts	Amount
1	Bank of Baroda	58202	3070.08	10113	267.77
2	Bank of India	86001	1811.84	7917	94.43
3	Bank of Maharashtra	3547	594.96	881	14.13
4	Canara Bank	196419	6656.47	42024	1396.75
5	Central Bank of India	13703	977.18	4631	165.28
6	Indian Bank	86408	4255.83	15891	257.45
7	Indian Overseas Bank	51066	1534.55	7460	278.52
8	Punjab National Bank	16503	1455.89	5333	308.03
9	Punjab & Sind Bank	1070	157.95	98	2.60
10	UCO Bank	5907	286.84	1556	93.61
11	Union Bank of India	541790	16520.54	119515	2036.65
12	State Bank of India	68383	13800.39	6769	251.95
Public Sector Banks Total		1128999	51122.52	222188	5167.17
13	Axis Bank	12700	5084.63	171	59.60
14	Bandhan Bank	243	52.74	3	3.65
15	Catholic Syrian Bank Ltd	322	4.48	-	-
16	City Union Bank Ltd	2862	1479.42	265	126.07
17	Coastal Local Area Bank	22988	102.24	2786	3.46
18	DCB Bank Limited	1063	209.27	35	3.34
19	Dhana Laxmi Bank	101	51.37	9	4.68
20	Federal Bank	472	187.36	49	11.65
21	HDFC Bank Ltd	18675	9643.94	242	88.41
22	ICICI Bank Ltd.	13224	4915.10	209	72.51
23	IDBI Bank	4142	373.01	562	26.31
24	IDFC First Bank	2186	689.07	46	16.72
25	Indus Ind Bank	19087	1450.45	459	33.29
26	Karnataka Bank	3260	1016.73	410	52.73
27	Karur Vysya Bank	5375	2733.61	45	31.52
28	Kotak Mahindra Bank	5042	2084.47	227	39.68
29	KBS Local Area Bank	565	3.03	23	0.07
31	RBL Bank	277	78.42	16	8.81
32	South Indian Bank	385	255.65	17	12.73
33	Tamilnad Mercantile Bank	3049	532.93	39	2.90
34	Yes Bank	3485	875.48	65	14.30
Private Sector Banks Total		119503	31823.40	5678	612.43
Commercial Banks Total		1248502	82945.92	227866	5779.60
35	AP State Co-op Bank	1240	90.39	571	32.17
Co-operative Banks Total		1240	90.39	571	32.17
36	APGB	167434	1627.71	11211	51.40
37	A.P.Grameena Vikas Bank	78336	804.84	4113	14.32
38	C.G.G.B.	64143	469.29	2975	12.33
39	Saptagiri Grameena Bank	69145	656.48	1282	7.59
RRB's Total		379058	3558.32	19581	85.64
40	Equitas Small Finance Bank Ltd	5156	330.12	389	12
41	Fincare Small Finance Bank	3062	276.49	24	2
42	ESAF Bank	1	0.08	-	-
Small Finance Banks Total		8219	607	413	13
43	Airtel Payments Bank	-	-	-	-
44	Fino Payment Bank	-	-	-	-
45	India Post payment Bank	-	-	-	-
Payment Banks Total		-	-	-	-
42	A P S F C	1232	581	256	88
Others Total		1232	581	256	88
Grand Total		1638251	87782	248687	5999
Consolidation					
Commercial Banks		1248502	82946	227866	5780
Co-operative Banks		1240	90	571	32
Regional Rural Banks		379058	3558	19581	86
Small Finance Banks Total		8219	607	413	13
Payment Banks Total		-	-	-	-
Others Total		1232	581	256	88
Grand Total		1638251	87782	248687	5999


28. Others' under Priority Sector Advances-Bank-wise Outstanding & NPA as on 31.03.2023 (Amount in crores)


S.No.	Name of the Bank	Outstanding		NPAs	
		No. of accounts	Amount	No. of accounts	Amount
1	Bank of Baroda	13203	2312.88	619	23.87
2	Bank of India	16280	1106.86	276	7.67
3	Bank of Maharashtra	1728	125.54	8	0.78
4	Canara Bank	43142	3051.24	1915	53.26
5	Central Bank of India	7480	489.90	803	16.96
6	Indian Bank	10495	721.36	485	11.36
7	Indian Overseas Bank	7473	662.84	848	18.06
8	Punjab National Bank	8062	566.39	340	10.03
9	Punjab & Sind Bank	491	49.44	5	0.64
10	UCO Bank	16490	610.07	829	85.15
11	Union Bank of India	96352	4651.71	11606	141.16
12	State Bank of India	181320	16345.98	654	45.67
Public Sector Banks Total		402516	30694.21	18388	414.61
13	Axis Bank	5050	334.95	151	4.21
14	Bandhan Bank	223070	526.24	37	0.03
15	Catholic Syrian Bank Ltd	418	2.61	3	0.13
16	City Union Bank Ltd	454	34.54	43	2.42
17	Coastal Local Area Bank	599	62.70	5	0.55
18	DCB Bank Limited	2205	118.51	6	0.59
19	Dhana Laxmi Bank	266	34.96	5	0.31
20	Federal Bank	25228	123.84	24	1.27
21	HDFC Bank Ltd	46311	844.74	205	4.20
22	ICICI Bank Ltd.	5662	971.61	77	7.74
23	IDBI Bank	4075	409.65	20	1.47
24	IDFC First Bank	1307	112.02	10	0.94
25	Indus Ind Bank	545	58.10	29	3.70
26	Karnataka Bank	1729	163.46	35	1.83
27	Karur Vysya Bank	1677	143.47	39	0.98
28	Kotak Mahindra Bank	208	24.42	9	0.33
29	KBS Local Area Bank	128	0.60	15	0.10
31	RBL Bank	1354	17.01	739	0.77
32	South Indian Bank	214	23.10	6	0.38
33	Tamilnad Mercantile Bank	1226	112.29	6	0.27
34	Yes Bank	247	33.19	4	0.87
Private Sector Banks Total		321973	4152.01	1468	33.09
Commercial Banks Total		724489	34846.22	19856	447.70
35	AP State Co-op Bank	159801	7011.76	45607	475.28
Co-operative Banks Total		159801	7011.76	45607	475.28
36	APGB	72286	1396.18	1038	8.43
37	A.P.Grameena Vikas Bank	4533	360.71	49	1.63
38	C.G.G.B.	7296	391.35	82	5.24
39	Saptagiri Grameena Bank	4074	287.91	464	7.39
RRB's Total		88189	2436.15	1633	22.69
40	Equitas Small Finance Bank Ltd	138	20.37	2	0
41	Fincare Small Finance Bank	150322	646.95	1467	2
42	ESAF Bank	6	1.50	-	-
Small Finance Banks Total		150466	669	1469	2
43	Airtel Payments Bank	-	-	-	-
44	Fino Payment Bank	-	-	-	-
45	India Post payment Bank	-	-	-	-
Payment Banks Total		-	-	-	-
42	A P S F C	-	-	-	-
Others Total		-	-	-	-
Grand Total		1122945	44963	68565	948
Consolidation					
Commercial Banks		724489	34846	19856	448
Co-operative Banks		159801	7012	45607	475
Regional Rural Banks		88189	2436	1633	23
Small Finance Banks Total		150466	669	1469	2
Payment Banks Total		-	-	-	-
Others Total		-	-	-	-
Grand Total		1122945	44963	68565	948


SLBC of A.P		CONVENER: 			
29. Total Priority Sector Advances-Bank-wise Outstanding & NPA as on 31.03.2023 (Amount in crores)					
S.No	Name of the Bank	Outstanding		NPAs	
		No. of accounts	Amount	No. of accounts	Amount
1	Bank of Baroda	628783	15595.91	17878	473.66
2	Bank of India	469213	9121.09	12156	184.29
3	Bank of Maharashtra	10642	898.50	1106	16.47
4	Canara Bank	2382835	44974.05	104885	2326.77
5	Central Bank of India	188533	5304.80	9390	264.89
6	Indian Bank	827239	17575.39	29509	492.37
7	Indian Overseas Bank	304709	7038.80	21912	837.50
8	Punjab National Bank	63524	3054.71	14402	464.53
9	Punjab & Sind Bank	1813	237.93	106	4.80
10	UCO Bank	37269	1246.42	3220	195.97
11	Union Bank of India	3044548	67071.57	234800	3911.82
12	State Bank of India	2421307	75617.74	74345	1156.63
Public Sector Banks Total		10380415	247736.91	523709	10329.70
13	Axis Bank	54505	9292.53	1585	191.40
14	Bandhan Bank	232975	600.09	45	3.72
15	Catholic Syrian Bank Ltd	53362	1040.22	42	1.28
16	City Union Bank Ltd	16980	2250.53	828	258.93
17	Coastal Local Area Bank	35463	268.24	4550	12.92
18	DCB Bank Limited	7183	546.23	83	5.20
19	Dhana Laxmi Bank	4042	253.48	20	6.24
20	Federal Bank	45649	974.61	219	27.17
21	HDFC Bank Ltd	104724	16424.73	3013	293.19
22	ICICI Bank Ltd.	75111	8374.65	3309	233.53
23	IDBI Bank	96248	2394.50	1045	42.34
24	IDFC First Bank	34450	1367.08	323	19.21
25	Indus Ind Bank	36367	2258.78	712	68.67
26	Karnataka Bank	20548	1718.65	1410	136.75
27	Karur Vysya Bank	128846	5488.11	1074	45.63
28	Kotak Mahindra Bank	24490	3179.39	6116	102.76
29	KBS Local Area Bank	814	4.90	40	0.18
31	RBL Bank	19470	255.22	9395	18.79
32	South Indian Bank	23903	756.02	35	18.24
33	Tamilnad Mercantile Bank	41517	1308.66	69	10.82
34	Yes Bank	3843	1021.02	69	15.17
Private Sector Banks Total		1060490	59777.64	33982	1512.14
Commercial Banks Total		11440905	307514.55	557691	11841.84
35	AP State Co-op Bank	502504	30298.44	65418	1048.83
Co-operative Banks Total		502504	30298.44	65418	1048.83
36	APGB	1522450	19922.65	34145	258.76
37	A.P.Grameena Vikas Bank	464814	6472.92	15493	103.85
38	C.G.G.B.	622825	8954.00	4944	78.01
39	Saptagiri Grameena Bank	647517	9800.63	5734	58.14
RRB's Total		3257606	45150.20	60316	498.76
40	Equitas Small Finance Bank Ltd	5474	359.27	402	12.30
41	Fincare Small Finance Bank	318024	1382.26	6969	10.62
42	ESAF Bank	668	16.84	-	-
Small Finance Banks Total		324166	1758	7371	23
43	Airtel Payments Bank	-	-	-	-
44	Fino Payment Bank	-	-	-	-
45	India Post payment Bank	-	-	-	-
Payment Banks Total		-	-	-	-
42	A P S F C	1232	581	256	88
Others Total		1232	581	256	88
Grand Total		15526413	385302	691052	13501
Consolidation					
Commercial Banks		11440905	307515	557691	11842
Co-operative Banks		502504	30298	65418	1049
Regional Rural Banks		3257606	45150	60316	499
Small Finance Banks Total		324166	1758	7371	23
Payment Banks Total		-	-	-	-
Others Total		1232	581	256	88
Grand Total		15526413	385302	691052	13501


SLBC of A.P		CONVENER: 			
30. Total Non Priority Sector Advances-Bank-wise Outstanding & NPA as on 31.03.2023 (Amount in crores)					
S.No.	Name of the Bank	Outstanding		NPAs	
		No. of accounts	Amount	No. of accounts	Amount
1	Bank of Baroda	92897	17978.68	3922	190.94
2	Bank of India	33041	5937.16	2372	85.91
3	Bank of Maharashtra	12186	3402.80	1110	35.24
4	Canara Bank	105596	16112.78	10778	284.33
5	Central Bank of India	30225	1526.26	2094	38.30
6	Indian Bank	53180	11462.55	1110	147.20
7	Indian Overseas Bank	31781	3230.79	1321	175.51
8	Punjab National Bank	19310	10826.62	1065	80.36
9	Punjab & Sind Bank	2043	4066.19	37	2.01
10	UCO Bank	12164	1519.67	309	42.27
11	Union Bank of India	435333	40105.39	32929	1840.05
12	State Bank of India	1167266	97864.01	59488	560.41
Public Sector Banks Total		1995022	214032.90	116535	3482.53
13	Axis Bank	346896	9580.31	4906	87.91
14	Bandhan Bank	8171	275.80	93	2.94
15	Catholic Syrian Bank Ltd	8379	127.16	123	1.77
16	City Union Bank Ltd	14436	1091.00	727	72.41
17	Coastal Local Area Bank	7270	328.14	3027	17.76
18	DCB Bank Limited	6928	549.04	54	7.18
19	Dhana Laxmi Bank	1341	64.30	85	0.28
20	Federal Bank	8662	682.50	326	11.56
21	HDFC Bank Ltd	1235621	25321.09	14027	238.65
22	ICICI Bank Ltd.	612858	18012.08	11026	243.83
23	IDBI Bank	32756	3386.67	1376	605.00
24	IDFC First Bank	341684	2460.81	11637	45.99
25	Indus Ind Bank	212440	3298.16	13830	46.45
26	Karnataka Bank	6548	1100.36	144	8.25
27	Karur Vysya Bank	63540	4088.89	528	22.92
28	Kotak Mahindra Bank	35766	2093.46	9183	185.76
29	KBS Local Area Bank	432	4.73	11	0.03
31	RBL Bank	3221	156.19	1057	18.92
32	South Indian Bank	3438	418.04	71	24.84
33	Tamilnad Mercantile Bank	3912	534.22	34	0.64
34	Yes Bank	53844	1694.86	634	14.86
Private Sector Banks Total		3008143	75267.81	72899	1657.95
Commercial Banks Total		5003165	289300.71	189434	5140.48
35	AP State Co-op Bank	293035	5338.32	9611	203.22
Co-operative Banks Total		293035	5338.32	9611	203.22
36	APGB	52201	1941.19	2330	36.05
37	A.P.Grameena Vikas Bank	46041	834.93	226	4.46
38	C.G.G.B.	21655	865.11	273	8.84
39	Saptagiri Grameena Bank	15078	320.92	86	4.12
RRB's Total		134975	3962.15	2915	53.47
40	Equitas Small Finance Bank Ltd	2685	156.45	344	14
41	Fincare Small Finance Bank	4675	390.90	157	5
42	ESAF Bank	137	15.16	-	-
Small Finance Banks Total		7497	563	501	19
43	Airtel Payments Bank	-	-	-	-
44	Fino Payment Bank	-	-	-	-
45	India Post payment Bank	-	-	-	-
Payment Banks Total		-	-	-	-
42	A P S F C	-	-	-	-
Others Total		-	-	-	-
Grand Total		5438672	299164	202461	5416
Consolidation					
Commercial Banks		5003165	289301	189434	5140
Co-operative Banks		293035	5338	9611	203
Regional Rural Banks		134975	3962	2915	53
Small Finance Banks Total		7497	563	501	19
Payment Banks Total		-	-	-	-
Others Total		-	-	-	-
Grand Total		5438672	299164	202461	5416

SLBC of A.P		CONVENER: 			
31. Total Advances-Bank-wise Outstanding& NPA as on 31.03.2023 (Amount in crores)					
S.No.	Name of the Bank	Outstanding		NPAs	
		No. of accounts	Amount	No. of accounts	Amount
1	Bank of Baroda	721680	33574.59	21800	664.60
2	Bank of India	502254	15058.25	14528	270.20
3	Bank of Maharashtra	22828	4301.30	2216	51.71
4	Canara Bank	2488431	61086.83	115663	2611.10
5	Central Bank of India	218758	6831.06	11484	303.19
6	Indian Bank	880419	29037.94	30619	639.57
7	Indian Overseas Bank	336490	10269.59	23233	1013.01
8	Punjab National Bank	82834	13881.33	15467	544.89
9	Punjab & Sind Bank	3856	4304.12	143	6.81
10	UCO Bank	49433	2766.09	3529	238.24
11	Union Bank of India	3479881	107176.96	267729	5751.87
12	State Bank of India	3588573	173481.75	133833	1717.04
Public Sector Banks Total		12375437	461769.81	640244	13812.23
13	Axis Bank	401401	18872.84	6491	279.31
14	Bandhan Bank	241146	875.89	138	6.66
15	Catholic Syrian Bank Ltd	61741	1167.38	165	3.05
16	City Union Bank Ltd	31416	3341.53	1555	331.34
17	Coastal Local Area Bank	42733	596.38	7577	30.68
18	DCB Bank Limited	14111	1095.27	137	12.38
19	Dhana Laxmi Bank	5383	317.78	105	6.52
20	Federal Bank	54311	1657.11	545	38.73
21	HDFC Bank Ltd	1340345	41745.82	17040	531.84
22	ICICI Bank Ltd.	687969	26386.73	14335	477.36
23	IDBI Bank	129004	5781.17	2421	647.34
24	IDFC First Bank	376134	3827.89	11960	65.20
25	Indus Ind Bank	248807	5556.94	14542	115.12
26	Karnataka Bank	27096	2819.01	1554	145.00
27	Karur Vysya Bank	192386	9577.00	1602	68.55
28	Kotak Mahindra Bank	60256	5272.85	15299	288.52
29	KBS Local Area Bank	1246	9.63	51	0.21
31	RBI Bank	22691	411.41	10452	37.71
32	South Indian Bank	27341	1174.06	106	43.08
33	Tamilnad Mercantile Bank	45429	1842.88	103	11.46
34	Yes Bank	57687	2715.88	703	30.03
Private Sector Banks Total		4068633	135045.45	106881	3170.09
Commercial Banks Total		16444070	596815.26	747125	16982.32
35	AP State Co-op Bank	795539	35636.76	75029	1252.05
Co-operative Banks Total		795539	35636.76	75029	1252.05
36	APGB	1574651	21863.84	36475	294.81
37	A.P.Grameena Vikas Bank	510855	7307.85	15719	108.31
38	C.G.G.B.	644480	9819.11	5217	86.85
39	Saptagiri Grameena Bank	662595	10121.55	5820	62.26
RRB's Total		3392581	49112.35	63231	552.23
40	Equitas Small Finance Bank Ltd	8159	515.72	746	26
41	Fincare Small Finance Bank	322699	1773.16	7126	16
42	ESAF Bank	805	32.00	-	-
Small Finance Banks Total		331663	2321	7872	42
43	Airtel Payments Bank	-	-	-	-
44	Fino Payment Bank	-	-	-	-
45	India Post payment Bank	-	-	-	-
Payment Banks Total		-	-	-	-
42	A P S F C	1232	581	256	88
Others Total		1232	581	256	88
Grand Total		20965085	684466	893513	18917
Consolidation					
Commercial Banks		16444070	596815	747125	16982
Co-operative Banks		795539	35637	75029	1252
Regional Rural Banks		3392581	49112	63231	552
Small Finance Banks Total		331663	2321	7872	42
Payment Banks Total		-	-	-	-
Others Total		1232	581	256	88
Grand Total		20965085	684466	893513	18917

SLBC of A.P		CONVENER:  Union Bank of India			
32. Housing Loans (Priority Sector)-Bank-wise Outstanding & NPA as on 31.03.2023 (Amount in Crores)					
S.No.	Name of the Bank	Outstanding		NPAs	
		No. of accounts	Amount	No. of accounts	Amount
1	Bank of Baroda	9148	2149.57	400	18.34
2	Bank of India	13108	994.14	182	5.84
3	Bank of Maharashtra	1421	110.78	5	0.71
4	Canara Bank	27131	2258.43	772	28.42
5	Central Bank of India	5767	405.49	509	11.57
6	Indian Bank	7882	534.57	340	8.65
7	Indian Overseas Bank	5130	495.05	726	14.42
8	Punjab National Bank	6220	452.01	187	7.53
9	Punjab & Sind Bank	325	41.47	5	0.64
10	UCO Bank	2261	166.13	201	9.37
11	Union Bank of India	54651	3944.97	4218	110.79
12	State Bank of India	147899	14725.65	498	41.22
Public Sector Banks Total		280943	26278.26	8043	257.50
13	Axis Bank	2886	286.15	30	2.60
14	Bandhan Bank	60	11.75	-	-
15	Catholic Syrian Bank Ltd	6	0.59	1	0.13
16	City Union Bank Ltd	402	25.12	25	1.73
17	Coastal Local Area Bank	578	59.59	5	0.55
18	DCB Bank Limited	2190	115.56	6	0.59
19	Dhana Laxmi Bank	247	33.83	4	0.29
20	Federal Bank	251	27.13	17	1.15
21	HDFC Bank Ltd	6599	621.97	43	3.82
22	ICICI Bank Ltd.	4871	914.87	73	7.63
23	IDBI Bank	3230	372.44	11	1.27
24	IDFC First Bank	1306	112.00	10	0.94
25	Indus Ind Bank	545	58.10	29	3.70
26	Karnataka Bank	1263	143.17	20	1.57
27	Karur Vysya Bank	1360	126.93	9	0.92
28	Kotak Mahindra Bank	129	24.04	6	0.31
29	KBS Local Area Bank	15	0.36	1	0.06
31	RBL Bank	146	15.67	2	0.34
32	South Indian Bank	186	19.36	2	0.26
33	Tamilnad Mercantile Bank	1150	111.34	5	0.26
34	Yes Bank	245	32.86	4	0.87
Private Sector Banks Total		27665	3112.83	303	28.99
Commercial Banks Total		308608	29391.09	8346	286.49
35	AP State Co-op Bank	2771	120.55	181	11.17
Co-operative Banks Total		2771	120.55	181	11.17
36	APGB	7222	438.25	435	6.78
37	A.P.Grameena Vikas Bank	4357	356.58	11	1.01
38	C.G.G.B.	5917	330.33	41	4.30
39	Saptagiri Grameena Bank	3446	262.11	76	1.65
RRB's Total		20942	1387.27	563	13.74
40	Equitas Small Finance Bank Ltd	138	20.37	2	0
41	Fincare Small Finance Bank	2835	250.02	1	0
42	ESAF Bank	6	1.50	-	-
Small Finance Banks Total		2979	272	3	1
43	Airtel Payments Bank	-	-	-	-
44	Fino Payment Bank	-	-	-	-
45	India Post payment Bank	-	-	-	-
Payment Banks Total		-	-	-	-
42	A P S F C	-	-	-	-
Others Total		-	-	-	-
Grand Total		335300	31171	9093	312
Consolidation					
Commercial Banks		308608	29391	8346	286
Co-operative Banks		2771	121	181	11
Regional Rural Banks		20942	1387	563	14
Small Finance Banks Total		2979	272	3	1
Payment Banks Total		-	-	-	-
Others Total		-	-	-	-
Grand Total		335300	31171	9093	312

SLBC of A.P		CONVENER: 			
33. Education Loans (Priority Sector)-Bank-wise Outstanding & NPA as on 31.03.2023 (Amount in Crores)					
S.No.	Name of the Bank	Outstanding		NPAs	
		No. of accounts	Amount	No. of accounts	Amount
1	Bank of Baroda	4042	159.18	216	5.53
2	Bank of India	3160	110.69	93	1.83
3	Bank of Maharashtra	307	14.76	3	0.07
4	Canara Bank	14325	754.97	981	24.36
5	Central Bank of India	1641	82.28	227	5.29
6	Indian Bank	2592	184.79	128	2.63
7	Indian Overseas Bank	2301	140.55	112	3.37
8	Punjab National Bank	1723	113.98	108	2.42
9	Punjab & Sind Bank	61	3.34	-	-
10	UCO Bank	592	21.15	142	2.85
11	Union Bank of India	34136	699.97	1790	29.12
12	State Bank of India	33419	1620.23	156	4.45
Public Sector Banks Total		98299	3905.89	3956	81.92
13	Axis Bank	2055	36.96	44	1.14
14	Bandhan Bank	-	-	-	-
15	Catholic Syrian Bank Ltd	6	0.11	1	-
16	City Union Bank Ltd	46	1.98	15	0.52
17	Coastal Local Area Bank	4	0.45	-	-
18	DCB Bank Limited	6	0.12	-	-
19	Dhana Laxmi Bank	19	1.13	1	0.02
20	Federal Bank	66	5.54	3	0.09
21	HDFC Bank Ltd	115	3.42	-	-
22	ICICI Bank Ltd.	790	56.74	4	0.11
23	IDBI Bank	840	35.98	9	0.20
24	IDFC First Bank	-	-	-	-
25	Indus Ind Bank	-	-	-	-
26	Karnataka Bank	326	18.10	8	0.17
27	Karur Vysya Bank	173	10.66	-	-
28	Kotak Mahindra Bank	-	-	-	-
29	KBS Local Area Bank	-	-	-	-
31	RBL Bank	-	-	-	-
32	South Indian Bank	18	0.84	1	0.12
33	Tamilnad Mercantile Bank	34	0.93	1	0.01
34	Yes Bank	-	-	-	-
Private Sector Banks Total		4498	172.96	87	2.38
Commercial Banks Total		102797	4078.85	4043	84.30
35	AP State Co-op Bank	519	76.42	42	5.47
Co-operative Banks Total		519	76.42	42	5.47
36	APGB	2065	54.06	51	0.64
37	A.P.Grameena Vikas Bank	175	4.13	37	0.62
38	C.G.G.B.	1204	60.58	11	0.87
39	Saptagiri Grameena Bank	218	17.51	8	0.30
RRB's Total		3662	136.28	107	2.43
40	Equitas Small Finance Bank Ltd	-	-	-	-
41	Fincare Small Finance Bank	-	-	-	-
42	ESAF Bank	-	-	-	-
Small Finance Banks Total		-	-	-	-
43	Airtel Payments Bank	-	-	-	-
44	Fino Payment Bank	-	-	-	-
45	India Post payment Bank	-	-	-	-
Payment Banks Total		-	-	-	-
42	A P S F C	-	-	-	-
Others Total		-	-	-	-
Grand Total		106978	4292	4192	92
Consolidation					
Commercial Banks		102797	4079	4043	84
Co-operative Banks		519	76	42	5
Regional Rural Banks		3662	136	107	2
Small Finance Banks Total		-	-	-	-
Payment Banks Total		-	-	-	-
Others Total		-	-	-	-
Grand Total		106978	4292	4192	92

SLBC of A.P		CONVENER: 			
34. Agricultural Advances (Non-Priority Sector)-Bank-wise Outstanding & NPA as on 31.03.2023 (Amount in Crores)					
S.No.	Name of the Bank	Outstanding		NPAs	
		No. of accounts	Amount	No. of accounts	Amount
1	Bank of Baroda	1220	141.87	1202	123.60
2	Bank of India	-	-	-	-
3	Bank of Maharashtra	-	-	-	-
4	Canara Bank	538	124.46	36	0.25
5	Central Bank of India	-	-	-	-
6	Indian Bank	23	139.88	6	33.09
7	Indian Overseas Bank	115	356.75	56	71.27
8	Punjab National Bank	5	56.19	1	-
9	Punjab & Sind Bank	-	-	-	-
10	UCO Bank	-	-	-	-
11	Union Bank of India	112	1303.41	31	225.62
12	State Bank of India	5143	99.77	159	9.75
Public Sector Banks Total		7156	2222.33	1491	463.58
13	Axis Bank	6	35.95	-	-
14	Bandhan Bank	-	-	-	-
15	Catholic Syrian Bank Ltd	2	0.02	1	0.02
16	City Union Bank Ltd	-	-	-	-
17	Coastal Local Area Bank	2000	65.00	1226	3.18
18	DCB Bank Limited	960	7.66	6	0.02
19	Dhana Laxmi Bank	-	-	-	-
20	Federal Bank	-	-	-	-
21	HDFC Bank Ltd	267	45.18	23	4.85
22	ICICI Bank Ltd.	-	-	-	-
23	IDBI Bank	-	-	-	-
24	IDFC First Bank	238	22.11	20	0.50
25	Indus Ind Bank	-	-	-	-
26	Karnataka Bank	14	2.70	-	-
27	Karur Vysya Bank	19264	668.32	4	0.05
28	Kotak Mahindra Bank	-	-	-	-
29	KBS Local Area Bank	-	-	-	-
31	RBL Bank	7	1.06	-	-
32	South Indian Bank	2	0.04	1	0.02
33	Tamilnad Mercantile Bank	3	0.38	-	-
34	Yes Bank	-	-	-	-
Private Sector Banks Total		22763	848.42	1281	8.64
Commercial Banks Total		29919	3070.75	2772	472.22
35	AP State Co-op Bank	-	-	-	-
Co-operative Banks Total		-	-	-	-
36	APGB	-	-	-	-
37	A.P.Grameena Vikas Bank	-	-	-	-
38	C.G.G.B.	-	-	-	-
39	Saptagiri Grameena Bank	-	-	-	-
RRBs Total		-	-	-	-
40	Equitas Small Finance Bank Ltd	-	-	-	-
41	Fincare Small Finance Bank	-	-	-	-
42	ESAF Bank	-	-	-	-
Small Finance Banks Total		-	-	-	-
43	Airtel Payments Bank	-	-	-	-
44	Fino Payment Bank	-	-	-	-
45	India Post payment Bank	-	-	-	-
Payment Banks Total		-	-	-	-
42	A P S F C	-	-	-	-
Others Total		-	-	-	-
Grand Total		29919	3071	2772	472
Consolidation					
Commercial Banks		29919	3071	2772	472
Co-operative Banks		-	-	-	-
Regional Rural Banks		-	-	-	-
Small Finance Banks Total		-	-	-	-
Payment Banks Total		-	-	-	-
Others Total		-	-	-	-
Grand Total		29919	3071	2772	472

SLBC of A.P		CONVENER: 			
35. Housing Loans (Non-Priority Sector)-Bank-wise Outstanding & NPA as on 31.03.2023 (Amount in Crores)					
S.No.	Name of the Bank	Outstanding		NPAs	
		No. of accounts	Amount	No. of accounts	Amount
1	Bank of Baroda	9675	2319.95	124	25.55
2	Bank of India	4819	1458.63	23	4.94
3	Bank of Maharashtra	636	230.30	-	-
4	Canara Bank	14526	3519.91	263	39.47
5	Central Bank of India	318	76.42	20	5.45
6	Indian Bank	12261	2641.49	234	32.86
7	Indian Overseas Bank	3417	853.50	92	16.30
8	Punjab National Bank	4075	910.21	81	11.64
9	Punjab & Sind Bank	159	54.56	4	1.65
10	UCO Bank	632	189.57	26	11.79
11	Union Bank of India	90013	7238.65	894	105.75
12	State Bank of India	278134	39418.56	709	88.01
Public Sector Banks Total		418665	58911.75	2470	343.41
13	Axis Bank	4542	1634.77	27	9.03
14	Bandhan Bank	510	90.81	4	0.65
15	Catholic Syrian Bank Ltd	6	0.58	4	0.14
16	City Union Bank Ltd	424	114.42	20	4.05
17	Coastal Local Area Bank	185	40.70	1	0.03
18	DCB Bank Limited	808	203.54	7	2.06
19	Dhana Laxmi Bank	53	13.86	1	0.28
20	Federal Bank	309	109.69	6	2.14
21	HDFC Bank Ltd	8197	1534.62	37	6.90
22	ICICI Bank Ltd.	12237	4206.89	114	37.35
23	IDBI Bank	4014	880.61	10	2.94
24	IDFC First Bank	862	172.77	7	2.25
25	Indus Ind Bank	842	119.32	39	7.25
26	Karnataka Bank	1378	420.81	5	1.16
27	Karur Vysya Bank	3736	894.24	14	2.76
28	Kotak Mahindra Bank	-	-	-	-
29	KBS Local Area Bank	-	-	-	-
31	RBL Bank	117	26.29	2	0.39
32	South Indian Bank	102	30.06	1	0.24
33	Tamilnad Mercantile Bank	572	140.69	-	-
34	Yes Bank	321	142.45	2	0.83
Private Sector Banks Total		39215	10777.12	301	80.45
Commercial Banks Total		457880	69688.87	2771	423.86
35	AP State Co-op Bank	566	57.91	6	0.22
Co-operative Banks Total		566	57.91	6	0.22
36	APGB	773	159.79	-	-
37	A.P.Grameena Vikas Bank	715	209.32	-	-
38	C.G.G.B.	-	-	-	-
39	Saptagiri Grameena Bank	600	164.56	7	1.20
RRBs Total		2088	533.67	7	1.20
40	Equitas Small Finance Bank Ltd	328	33.68	4	1
41	Fincare Small Finance Bank	-	-	-	-
42	ESAF Bank	-	-	-	-
Small Finance Banks Total		328	34	4	1
43	Airtel Payments Bank	-	-	-	-
44	Fino Payment Bank	-	-	-	-
45	India Post payment Bank	-	-	-	-
Payment Banks Total		-	-	-	-
42	A P S F C	-	-	-	-
Others Total		-	-	-	-
Grand Total		460862	70314	2788	426
Consolidation					
Commercial Banks		457880	69689	2771	424
Co-operative Banks		566	58	6	0
Regional Rural Banks		2088	534	7	1
Small Finance Banks Total		328	34	4	1
Payment Banks Total		-	-	-	-
Others Total		-	-	-	-
Grand Total		460862	70314	2788	426

SLBC of A.P		CONVENER:		यूनियन बैंक Union Bank	
36. Education Loans (Non-Priority Sector)-Bank-wise Outstanding & NPA as on 31.03.2023 (Amount in Crores)					
S.No.	Name of the Bank	Outstanding		NPAs	
		No. of accounts	Amount	No. of accounts	Amount
1	Bank of Baroda	2299	486.00	10	1.37
2	Bank of India	413	65.89	2	0.15
3	Bank of Maharashtra	155	31.33	-	-
4	Canara Bank	1311	246.69	36	0.72
5	Central Bank of India	48	13.89	1	0.30
6	Indian Bank	834	157.16	5	0.16
7	Indian Overseas Bank	-	-	-	-
8	Punjab National Bank	387	70.79	-	-
9	Punjab & Sind Bank	40	9.34	-	-
10	UCO Bank	14	3.50	-	-
11	Union Bank of India	12264	1076.55	401	11.84
12	State Bank of India	-	416.59	-	0.25
Public Sector Banks Total		17765	2577.73	455	14.79
13	Axis Bank	744	95.57	4	0.22
14	Bandhan Bank	-	-	-	-
15	Catholic Syrian Bank Ltd	-	-	-	-
16	City Union Bank Ltd	21	4.31	-	-
17	Coastal Local Area Bank	14	2.23	-	-
18	DCB Bank Limited	4	0.42	-	-
19	Dhana Laxmi Bank	12	1.64	3	-
20	Federal Bank	9	1.99	-	-
21	HDFC Bank Ltd	5	0.80	-	-
22	ICICI Bank Ltd.	428	90.09	1	0.16
23	IDBI Bank	194	36.75	1	0.26
24	IDFC First Bank	1	0.25	-	-
25	Indus Ind Bank	-	-	-	-
26	Karnataka Bank	93	15.76	-	-
27	Karur Vysya Bank	79	9.93	-	-
28	Kotak Mahindra Bank	-	-	-	-
29	KBS Local Area Bank	-	-	-	-
31	RBL Bank	-	-	-	-
32	South Indian Bank	6	0.79	-	-
33	Tamilnad Mercantile Bank	45	3.74	-	-
34	Yes Bank	-	-	-	-
Private Sector Banks Total		1655	264.27	9	0.64
Commercial Banks Total		19420	2842.00	464	15.43
35	AP State Co-op Bank	-	-	-	-
Co-operative Banks Total		-	-	-	-
36	APGB	162	18.36	-	-
37	A.P.Grameena Vikas Bank	14	2.25	-	-
38	C.G.G.B.	545	97.40	1	0.40
39	Saptagiri Grameena Bank	-	-	-	-
RRBs Total		721	118.01	1	0.40
40	Equitas Small Finance Bank Ltd	-	-	-	-
41	Fincare Small Finance Bank	-	-	-	-
42	ESAF Bank	-	-	-	-
Small Finance Banks Total		-	-	-	-
43	Airtel Payments Bank	-	-	-	-
44	Fino Payment Bank	-	-	-	-
45	India Post payment Bank	-	-	-	-
Payment Banks Total		-	-	-	-
42	A P S F C	-	-	-	-
Others Total		-	-	-	-
Grand Total		20141	2960	465	16
Consolidation					
Commercial Banks		19420	2842	464	15
Co-operative Banks		-	-	-	-
Regional Rural Banks		721	118	1	0
Small Finance Banks Total		-	-	-	-
Payment Banks Total		-	-	-	-
Others Total		-	-	-	-
Grand Total		20141	2960	465	16

37. Bank wise ATM position as on 31.03.2023						
S.No	Bank	Rural	Semi Urban	Urban	Metro	Total
1	Bank of Baroda	67	78	122	53	320
2	Bank of India	12	77	65	16	170
3	Bank of Maharashtra	3	7	11	5	26
4	Canara Bank	134	191	175	99	599
5	Central Bank Of India	5	12	12	8	37
6	Indian Bank	116	132	139	33	420
7	Indian Overseas Bank	18	39	45	25	127
8	Punjab National Bank	13	44	95	14	166
9	Punjab & Sind Bank	0	0	4	2	6
10	Uco Bank	5	5	9	4	23
11	Union Bank of India	295	387	312	141	1135
12	State Bank of India	535	1538	2141	0	4214
Public Sector Banks Total		1203	2510	3130	400	7243
13	Axis Bank	42	155	213	97	507
14	Bandhan Bank	0	0	0	1	1
15	Catholic Syrian Bank Ltd	0	8	9	5	22
16	City Union Bank Ltd	5	13	61	6	85
17	Coastal Local Area Bank	5	21	18	0	44
18	DCB Bank	2	7	10	2	21
19	Dhana Laxmi Bank	0	1	14	0	15
20	Federal Bank	7	1	18	10	36
21	HDFC Bank Ltd	31	172	243	135	581
22	ICICI Bank Ltd.	37	129	198	93	457
23	IDBI	9	20	46	19	94
24	IDFC Bank	2	15	6	4	27
25	Indus Ind Bank	2	7	23	28	60
26	Karnataka Bank	4	10	37	8	59
27	Karur Vysya Bank	18	85	76	30	209
28	KBS Local Area Bank	6	14	33	23	76
29	Kotak Mahindra Bank	0	1	1	0	2
31	RBL Bank	3	1	0	2	6
32	South Indian Bank	0	4	15	0	19
33	Tamilnad Mercantile Bank	0	18	33	0	51
34	Yes Bank	1	3	15	7	26
Private Sector Banks Total		174	685	1069	470	2398
Commercial Banks Total		1377	3195	4199	870	9641
35	AP State Co operative Bank	152	89	142	8	391
Co-op. Banks Total		152	89	142	8	391
36	APGVB	30	37	31	0	98
37	APGB	0	1	5	1	7
38	CGGB	57	21	9	0	87
39	SGB	0	0	0	0	0
RRB's Total		87	59	45	1	192
40	Equitas Small Finance Bank Ltd	0	0	3	3	6
41	Fincare Small Finance Bank	0	8	8	2	18
42	ESAF Bank	0	0	0	0	-
Small Finance Banks Total		-	8	11	5	24
Grand Total		1616	3351	4397	884	10248
CONSOLIDATION						
Commercial Banks		1377	3195	4199	870	9641
Co operative Banks		152	89	142	8	391
Regional Rural Banks		87	59	45	1	192
Small Finance Banks		-	8	11	5	24
Grand Total		1616	3351	4397	884	10248

38. Bank wise Bank Mitra Position on 31.03.2023			
S.No	Name of the Bank	Total BCs	No of Inactive BCs
1	Bank of Baroda	1065	323
2	Bank of India	348	0
3	Bank of Maharashtra	12	0
4	Canara Bank	1052	0
5	Central Bank Of India	179	92
6	Indian Bank	712	294
7	Indian Overseas Bank	156	3
8	Punjab National Bank	52	2
9	Uco Bank	31	15
10	Union Bank of India	2932	784
11	State Bank of India	3421	0
Public Sector Banks Total		9960	1513
12	Axis Bank	2361	-
13	Catholic Syrian Bank	4	-
14	HDFC	475	121
15	ICICI Bank	308	-
16	IDFC First Bank	904	154
17	Indus Ind Bank	209	-
18	Karnataka Bank	11	3
19	Kotak Mahindra Bank	487	-
20	RBL Bank	2760	-
21	Yes Bank	36431	15336
Private Sector Banks Total		43950	15614
Commercial Banks Total		53910	17127
20	APGVB	1246	12
21	APGB	995	6
22	CGGB	245	0

39. Bank wise PMMY Disbursement as on 20.01.2023

S.No	Bank Name	Target Amt	Shishu (Loans up to Rs. 50,000)		Kishore (Loans from Rs. 50,001 to Rs. 5.00 Lakh)		Tarun (Loans from Rs. 5.00 to Rs. 10.00 Lakh)		Total		% of Achv
			A/Cs	Disb Amt	A/Cs	Disb Amt	A/Cs	Disb Amt	A/Cs	Disb Amt	
1	State Bank of India	2803	30957	58.76	27699	533.81	10807	882.42	69463	1474.99	53%
2	Bank of Baroda	397	12394	36.86	11014	142.67	1261	106.92	24669	286.45	72%
3	Bank of India	273	14816	22.46	9226	206.14	1462	120.6	25504	349.2	128%
4	Bank of Maharashtra	44	180	0.44	637	16.18	660	42.8	1477	59.42	135%
5	Canara Bank	1211	66647	114.67	31775	712.41	13957	1198.91	112379	2025.99	167%
6	Central Bank of India	219	2575	2.55	827	14.85	298	21.11	3700	38.51	18%
7	Indian Bank	529	18721	24.27	4834	82.26	1176	99.21	24731	205.74	39%
8	Indian Overseas Bank	262	17727	55.34	12457	175.57	886	77.05	31070	307.96	118%
9	Punjab National Bank	221	1469	8.48	1730	42.83	1075	93.25	4274	144.56	65%
10	Union Bank of India	2378	151872	291.18	114427	1825.84	15064	1240.67	281363	3357.69	141%
11	Punjab & Sind Bank	17	49	0.12	172	4.51	101	8.76	322	13.39	79%
12	UCO Bank	74	1067	2.01	1239	31.92	959	79.21	3265	113.14	153%
Total PSBs		8428	318474	617	216037	3789	47706	3971	582217	8377.04	99%
13	Federal Bank	39	39	0	33	1	11	1	83	1.68	4%
14	Karnataka Bank	64	16	0	123	3	138	10	277	12.56	20%
15	Karur Vysya Bank	190	0	0	7	0	6	0	13	0.67	0%
16	Ratnakar Bank	9	176594	618	10449	58	0	0	187043	675.55	7171%
17	South Indian Bank	30	0	0	5	0	4	0	9	0.56	2%
18	Tamilnad Mercantile Bank	41	7	0	6	0	0	0	13	0.15	0%
19	ICICI Bank	283	22	0	320	11	1068	83	1410	94.38	33%
20	Axis Bank	267	180	1	3843	111	1537	130	5560	242.16	91%
21	Indusind Bank	69	307	2	2804	41	551	35	3662	76.97	111%
22	Yes Bank	25	0	0	0	0	5	0	5	0.48	2%
23	HDFC Bank	327	13451	46	16696	217	3906	268	34053	530.29	162%
24	Kotak Mahindra Bank	176	0	0	0	0	1	0	1	0.09	0%
25	IDFC Bank Limited	52	5906	20	20740	275	722	50	27368	344.39	665%
26	IDBI Bank Limited	85	91	0	234	7	436	34	761	41.68	49%
27	City Union Bank	71	0	0	0	0	1	0.06	1	0.06	0%
Total Pvt. Banks		1727	196613	686	55260	723	8386	612	260259	2021.67	117%
27	APGVB	225	42510	74	1535	26	32	1	44077	100.72	45%
28	APGB	436	93288	252	122531	1141	404	26	216223	1419.54	326%
29	CGGB	181	18581	26	2218	35	1989	214	22788	275.01	152%
30	SGB	171	31763	37	10922	335	21295	1788	63980	2160.45	1263%
Total RRBs		1013	186142	389	137206	1537	23720	2029	347068	3956	390%
Others		832	105493	378	22384	692	7987	499	135864	1569	189%
Grand Total		12000	806722	2070	430887	6741	87799	7112	1325408	15923.00	133%

Source: MUDRA Portal

40. BANK WISE STAND UP INDIA POSITION as on 31.03.2023

S.No	Lender	Target SC/ST	SC	ST	Target Women	Women (General)	Total Target	Achv	% Achv
			A/Cs (Sanc)	A/Cs (Sanc)		A/Cs (Sanc)		A/Cs (Sanc)	
1	Federal Bank	19	0	0	19	2	38	2	5%
2	HDFC Bank	271	19	4	271	442	542	465	86%
3	ICICI Bank	141	147	30	141	126	282	303	107%
4	IDBI Bank	56	6	5	56	12	112	23	21%
5	IndusInd Bank	21	13	2	21	83	42	98	233%
6	Karnataka Bank Ltd	41	1	0	41	1	82	2	2%
7	Karur Vysya Bank Ltd	100	0	0	100	1	200	1	1%
8	Kotak Mahindra Bank Limited	108	23	0	108	58	216	81	38%
Total Pvt. Sector Banks		757	209	41	757	725	1514	975	64%
9	Bank of Baroda	227	82	16	227	253	454	351	77%
10	Bank of India	156	37	1	156	135	312	173	55%
11	Bank of Maharashtra	18	7	0	18	52	36	59	164%
12	Canara Bank	639	190	36	639	1030	1278	1256	98%
13	Central Bank of India	124	17	0	124	31	248	48	19%
14	Indian Bank	277	155	46	277	631	554	832	150%
15	Indian Overseas Bank	186	33	9	186	77	372	119	32%
16	Punjab and Sind Bank	9	0	0	9	15	18	15	83%
17	Punjab National Bank	128	35	9	128	231	256	275	107%
18	State Bank of India	1534	987	170	1534	1268	3068	2425	79%
19	UCO Bank	44	37	4	44	96	88	137	156%
20	Union Bank of India	1279	385	56	1279	2878	2558	3319	130%
Total PSBs		4621	1965	347	4621	6697	9242	9009	97%
21	Andhra Pragathi Grameena Bank	542	90	11	542	112	1084	213	20%
22	Saptagiri Grameen Bank	224	35	12	224	190	448	237	52.9%
Total RRBs		766	125	23	766	302	1532	450	29%
Grand Total		6144	2299	411	6144	7724	12288	10434	85%

41. PMFME Data as on 31.03.2023					
S.No	Banks	Loan Rejected	Loan Sanctioned	Pending with Bank	Total applications received
1	STATE BANK OF INDIA	1194	418	98	1710
2	APCOB	96	1425	141	1662
3	UNION BANK OF INDIA	600	358	144	1102
4	CANARA BANK	432	172	23	627
5	BANK OF BARODA	116	281	46	443
6	ANDHRA PRAGATHI GRAMEENA BAN	210	130	85	425
7	INDIAN BANK	193	95	24	312
8	ANDHRA PRADESH GRAMEENA VIKAS	131	74	28	233
9	SGB, CHITTOOR	127	44	34	205
10	BANK OF INDIA	57	39	2	98
11	INDIAN OVERSEAS BANK	39	19	7	65
12	CGGB	23	18	24	65
13	CENTRAL BANK OF INDIA	27	11	6	44
14	HDFC BANK	12	2	28	42
15	KARUR VYSYA BANK	14	6	13	33
16	IDBI BANK	14	7	7	28
17	PUNJAB NATIONAL BANK	15	4	3	22
18	ANDHRA BANK	14	4	3	21
19	ICICI BANK LIMITED	1	0	10	11
20	UCO BANK	5	5	0	10
21	BANK OF MAHARASHTRA	7	3	0	10
22	KARNATAKA BANK LIMITED	0	2	6	8
23	KOTAK MAHINDRA BANK LIMITED	0	0	7	7
24	CITY UNION BANK LIMITED	0	1	5	6
25	PUNJAB AND SIND BANK	1	5	0	6
26	TAMILNAD MERCANTILE BANK LIMITED	1	0	3	4
27	IDFC First Bank Ltd	0	0	3	3
28	INDUSIND BANK	0	0	3	3
29	Andhra Pradesh State Cooperative Bank	0	2	1	3
30	CORPORATION BANK	2	0	0	2
31	DHANALAKSHMI BANK	1	0	1	2
32	AXIS BANK	2	0	0	2
33	BANDHAN BANK LIMITED	0	0	2	2
34	EQUITAS SMALL FINANCE BANK LIMITED	0	0	1	1
35	LAXMI VILAS BANK	0	0	1	1
36	FINCARE SMALL FINANCE BANK LTD	0	0	1	1
Grand Total		3334	3125	760	7219

42. PMSVANidhi Bank wise Report as on 31.01.2023

S.No	Bank Name	Total Applications	Pending for sanctioned	Pending for Disbursement	Total Disbursement	% of of Acv
1	APCOB	81746	2444	1210	78092	95.53%
2	State Bank of India	66829	1671	21921	43237	64.70%
3	Union Bank of India	46647	1968	449	44230	94.82%
4	Canara Bank	16782	275	500	16007	95.38%
5	Indian Bank	15514	396	327	14791	95.34%
6	Bank of India	11529	18	33	11478	99.56%
7	APGB	11594	2956	210	8428	72.69%
8	Bank of Baroda	6598	134	341	6123	92.80%
9	SGB	7263	2511	152	4600	63.33%
10	APGVB	2180	237	48	1895	86.93%
11	Central Bank of India	2757	99	424	2234	81.03%
12	CGGB	2389	818	98	1473	61.66%
13	Indian Overseas Bank	2202	43	50	2109	95.78%
14	Punjab National Bank	1551	109	307	1135	73.18%
15	UCO Bank	1164	22	116	1026	88.14%
16	Karur Vysya Bank	560	411	0	149	26.61%
17	Karnataka Bank	415	331	0	84	20.24%
18	IDBI Bank	419	94	27	298	71.12%
19	Bank of Maharashtra	528	32	2	494	93.56%
20	HDFC Bank	1860	26	1730	104	5.59%
22	Axis Bank	39	31	1	7	17.95%
23	Kotak Bank	18	1	17	0	0.00%
24	Laxmi Vilas Bank	70	70	0	0	0.00%
25	Punjab & Sind Bank	111	0	2	109	98.20%
26	City Union Bank	64	59	0	5	7.81%
27	TM Bank	123	58	3	62	50.41%
28	ICICI Bank	56	56	0	0	0.00%
29	Federal Bank	12	6	0	6	50.00%
30	Indus Ind Bank	3	3	0	0	0.00%
31	South Indian Bank	11	11	0	0	0.00%
32	DhanLaxmi Bank	9	9	0	0	0.00%
33	Fincare SFB	1	0	1	0	0.00%
34	DCB Bank	5	5	0	0	0.00%
35	APSFC	4	4	0	0	0.00%
Total		281053	14908	27969	238176	84.74%

43. BANK WISE DETAILS OF ENROLLMENTS UNDER APY UPTO 31.03.2023						
Sl	Name of the Bank	No of Branches	AAPB Target(Avg accounts per br)	Annual Target	APY accounts opened during the FY 2021-22	%Achv
1	BANK OF BARODA	238	80	19040	21693	114%
2	BANK OF INDIA	157	80	12560	13371	106%
3	BANK OF MAHARASHTRA	27	80	2160	1764	82%
4	CANARA BANK	632	80	50560	54650	108%
5	CENTRAL BANK OF INDIA	127	80	10160	3971	39%
6	INDIAN BANK	293	80	23440	27904	119%
7	INDIAN OVERSEAS BANK	157	80	12560	7971	63%
8	PUNJAB AND SIND BANK	9	80	720	778	108%
9	PUNJAB NATIONAL BANK	140	80	11200	4857	43%
10	STATE BANK OF INDIA	1392	80	111360	158474	142%
11	UCO BANK	43	80	3440	936	27%
12	UNION BANK OF INDIA	1187	80	94960	115229	121%
Public Sector Banks Total		4,402		3,52,160	4,11,598	117%
13	AXIS BANK LTD	170	80	13600	1438	11%
14	BANDHAN BANK LIMITED	13	30	390	40	10%
15	CATHOLIC SYRIAN BANK LIMITED	27	30	810	21	3%
16	CITY UNION BANK LTD	49	30	1470	34	2%
17	DCB BANK LIMITED	14	30	420	80	
18	DHANLAXMI BANK LIMITED	9	30	270	270	100%
19	FEDERAL BANK LTD	23	30	690	47	7%
20	HDFC BANK LTD	212	80	16960	2178	
21	ICICI BANK LIMITED	132	80	10560	269	3%
22	IDBI BANK LTD	56	80	4480	5127	114%
23	IDFC FIRST BANK LIMITED	23	30	690	128	19%
24	INDUSIND BANK LIMITED	17	30	510	13	3%
25	KARNATAKA BANK LIMITED	41	30	1230	371	30%
26	KARUR VYSYA BANK LTD	122	30	3660	171	5%
27	KOTAK MAHINDRA BANK	110	30	3300	366	11%
28	LAKSHMI VILAS BANK LTD	69	30	2070	0	0%
29	RBL BANK LIMITED	6	30	180	1	1%
30	SOUTH INDIAN BANK LTD	22	30	660	306	
31	STANDARD CHARTERED BANK	1	30	30	0	0%
32	TAMILNAD MERCANTILE BANK LTD	26	30	780	4327	555%
33	YES BANK LIMITED	10	30	300	0	
Private Sector Banks Total		1,152	-	63,060	15,187	24%
37	APGB	552	80	44160	74546	169%
38	APGVB	278	80	22240	20891	94%
39	CGGB	214	80	17120	20600	120%
40	SGB	226	80	18080	18234	101%
Regional Rural Banks Total		1,270	-	1,01,600	1,34,271	132%
GRAND TOTAL		6,824		5,16,820	5,61,056	109%

44. BANK WISE STATUS OF PMSBY & PMJBY AS ON 31.03.2023

S.No	BANK	PMSBY	PMJBY	TOTAL
1	Bank of Baroda	716988	313223	1030211
2	Bank of India	502083	301050	803133
3	Bank of Maharashtra	26840	9190	36030
4	Canara Bank	3443640	1692747	5136387
5	Central Bank of India	236545	125155	361700
6	Indian Bank	1096016	667159	1763175
7	Indian Overseas Bank	273966	146799	420765
8	Punjab & Sind Bank	11514	4752	16266
9	Punjab National Bank	191633	51438	243071
10	State Bank of India	5846401	3188871	9035272
11	UCO Bank	52605	20431	73036
12	Union Bank of India	6539039	1715281	8254320
Public Sector Banks Total		18937270	8236096	27173366
13	Axis Bank Ltd	34465	22139	56604
14	City Union Bank Ltd	7032	4747	11779
15	Federal Bank Ltd	5293	3022	8315
16	HDFC Bank Ltd	52849	30294	83143
17	ICICI Bank Ltd	438483	11271	449754
18	IDBI Bank Ltd.	44565	28975	73540
19	IDFC Bank Ltd.	16873	1795	18668
20	IndusInd Bank Ltd	5348	192	5540
21	Jammu & Kashmir Bank Ltd	0	0	0
22	Karur Vysya Bank	41640	26935	68575
23	Kotak Mahindra Bank Ltd	23467	12732	36199
24	Lakshmi Vilas Bank Ltd	5500	3391	8891
25	RBL Bank Ltd	122	48	170
26	South Indian Bank Ltd	2834	1704	4538
27	Tamilnadu Mercantile Bank Ltd	23102	6817	29919
28	Yes Bank Ltd	63	54	117
Private Sector Banks Total		701636	154116	855752
GRAND TOTAL		19638906	8390212	28029118

45. COMPREHENSIVE PERFORMANCE REPORT OF "ANDHRA PRADESH - RSETIs" FOR THE FINANCIAL YEAR (2022-23) for the quarter ended March 2023

S.No	Bank	RSETI Name & Location of the RSETI	Target for 2022-23		Achievement for 2022-23		Gender Wise			Social Status Wise		Category Wise					Self Employed				Wage Employed	Total Settled
			No. of Training Prog.to be Condttd.	No. of Candidates to be trained	No. of Training Prog. Condttd.	No. of Candidates trairnd	Male	Female	Transgender	BPL	APL	SC	ST	OBC	GEN	MIN	Settled With		Settled With			
																	Male	Female	Male	Female		
1	Union Bank of India	West Godavari-Eluru	20	630	21	659	179	480	0	659	0	175	46	309	124	5	0	203	78	27	0	308
2		Guntur	24	600	21	603	90	513	0	603	0	266	16	154	125	42	0	214	43	134	35	426
3		East Godavari-Rajmundry	24	690	24	696	227	469	0	694	2	210	48	281	149	8	17	235	70	195	64	581
4		Srikakulam	23	700	26	762	226	536	0	536	226	96	81	561	22	2	4	310	135	99	1	549
5		Chittoor-Tirupati	21	525	21	532	12	520	0	521	11	148	13	224	109	38	0	225	5	143	2	375
6		Srikakulam-Rajam	40	1000	39	1039	329	710	0	1034	5	98	360	550	29	2	137	275	115	310	0	837
7		Krishna- Machlipatnam	24	645	24	661	60	601	0	658	3	145	5	234	264	13	7	210	12	70	61	360
8		Krishna-Atkuru	19	422	17	354	119	210	0	354	0	119	4	178	43	10	17	77	0	51	55	200
9		Nellore-Venkatachalam	24	600	21	606	64	542	0	606	0	239	102	193	49	23	19	291	4	76	49	439
Union Bank of India RSETIs Sub Total			219	5812	214	5912	1306	4581	0	5665	247	1496	675	2684	914	143	201	2040	462	1105	267	4075
10	Rudseti	Anantapuramu	28	840	29	843	361	482	0	827	16	289	57	374	100	23	26	268	82	205	23	604
11		Prakasam- Ongole	30	820	30	825	301	524	0	825	0	268	38	282	206	31	4	296	164	89	54	607
RUDSETIs Sub Total			58	1660	59	1668	662	1006	0	1652	16	557	95	656	306	54	30	564	246	294	77	1211
12	SBI	Visakhapatnam- Anakapally	26	650	24	658	152	506	0	658	0	45	244	272	94	3	1	334	73	181	55	644
13		Vizianagaram	26	650	24	667	139	528	0	667	0	67	65	488	47	0	41	307	21	146	24	539
SBI RSETIs Sub Total			52	1300	48	1325	291	1034	0	1325	0	112	309	760	141	3	42	641	94	327	79	1183
14	Canara Bank	Kadapa	26	750	28	750	133	617	0	748	2	229	16	311	142	52	29	289	7	175	26	526
15		Kurnool	24	600	23	607	134	473	0	606	1	215	9	269	68	46	61	211	56	156	37	521
Canara Bank RSETIs Sub Total			50	1350	51	1357	267	1090	0	1354	3	444	25	580	210	98	90	500	63	331	63	1047
16	Indian Bank	Chittoor	21	525	21	528	0	528	0	471	57	213	3	180	110	22	0	139	0	274	0	413
Grand Total			390	10562	393	10790	2526	8239	0	10467	323	2822	1107	4860	1681	320	363	3884	865	2331	486	7929