



Palestinian Central Bureau of Statistics (PCBS)

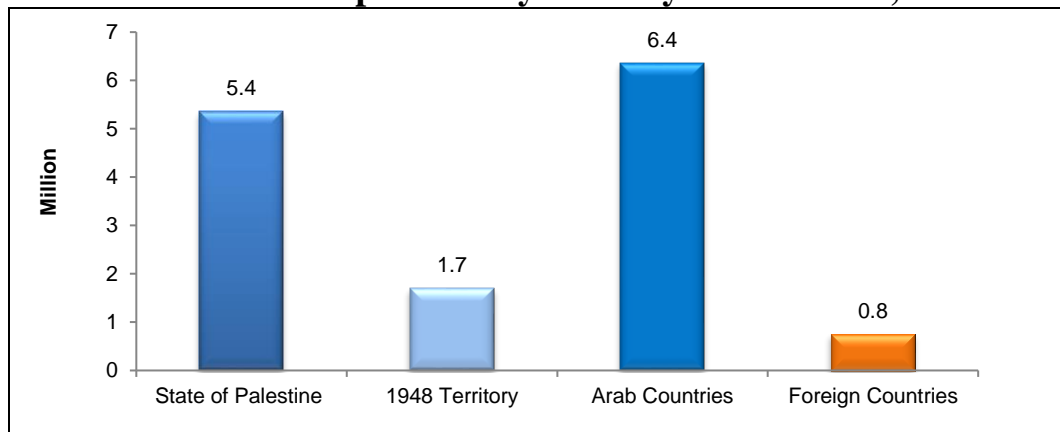
Palestinian Central Bureau of Statistics (PCBS) Presents the Conditions of Palestinian Populations on the Occasion of the International Population Day, 11/07/2022

**A world of 8 billion: "Towards a resilient future
Harnessing opportunities and ensuring rights and choices for all"**

About 14.3 Million Palestinians in Historical Palestine and Diaspora

Based on population estimates prepared by PCBS, there are about 14.3 million Palestinians in the world in mid-2022, of whom about 5.35 million in the State of Palestine; 2.72 million males and 2.63 million females. The estimated population of the West Bank was 3.19 million (1.62 million males and 1.57 million females). While the estimated population of Gaza Strip was 2.17 million in the same year (1.10 million males and 1.07 million females).

Number of the Palestinian Population by Country of Residence, Mid-2022



Source: Palestinian Central Bureau of Statistics, 2022. Revised Estimates are based on the Final Results of the Population, Housing and Establishments Census, 2017. Ramallah – Palestine

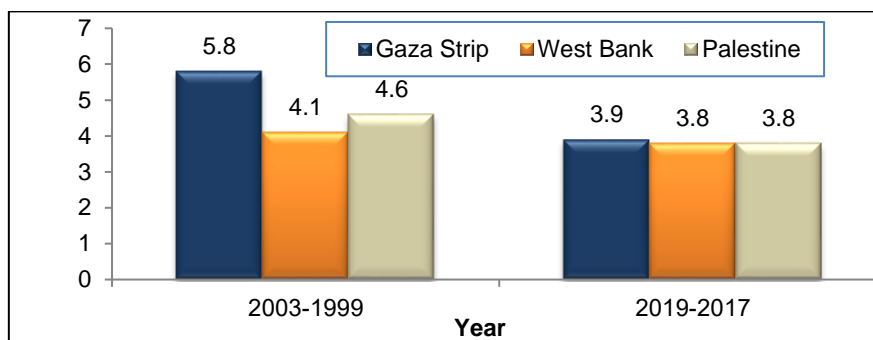
The Palestinian Population is Young: More than One-third of the Population is Less than 15 Years

The percentage of individuals aged (0-14) years constituted 38% of the total population in mid-2022; of whom 36% in the West Bank and 41% in Gaza Strip. The percentage of elderly population aged (65 years and above) reached 3% of the total population; of whom 4% in the West Bank and 3% in Gaza Strip in mid-2022.

A Decline in Fertility Rates

The total fertility rate during (2017 – 2019) declined to reach 3.8 births, compared to 4.6 births during the period (1999-2003); 3.8 births in the West Bank and 3.9 births in Gaza Strip. On the other hand, fertility rate was 3.8 births in urban areas compared to 4.4 births in rural areas and 3.5 births in the Palestinian refugee camps.

Fertility Rate in the State of Palestine, Selected Years



Source: Palestinian Central Bureau of Statistics, 2022. Database of the Demographic and Health Survey, 2004. Ramallah - Palestine.

Source: Palestinian Central Bureau of Statistics, 2022. Database of the Palestinian Multiple Indicator Cluster Survey 2019-2020. Ramallah - Palestine.

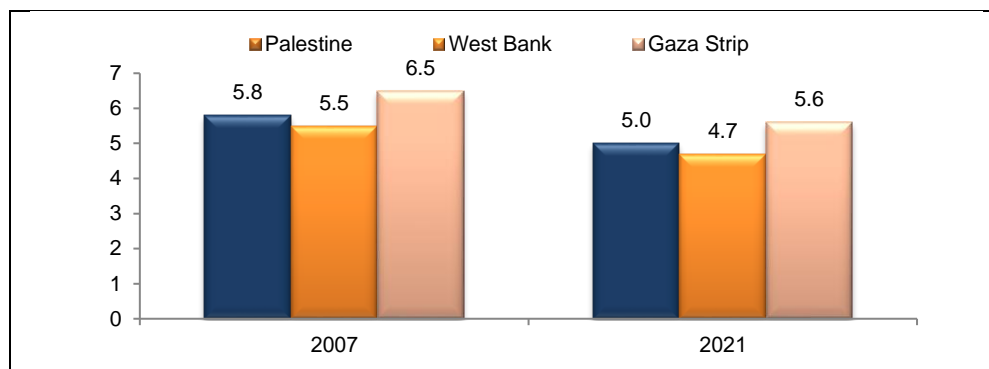
One out of Ten Households is Headed by a Female

Results of the Labor Force Survey, 2021 showed that 11% of the households were headed by females in Palestine (12% in the West Bank and 10% in Gaza Strip).

Constant Decline in the Average Household Size

The results of both the Labor Force Survey, 2021 and the Population, Housing and Establishments Census, 2017 indicated a decline in the average household size in Palestine compared to 2007. Thus, the average size of the household declined to 5.0 individuals in 2021 compared to 5.8 individuals in 2007. On the other hand, the average household size in the West Bank declined to 4.7 individuals in 2021 compared to 5.5 individuals in 2007. In Gaza Strip, the average household size declined to 5.6 in 2021 compared to 6.5 in 2007.

The Average Household Size in Palestine by Region, 2007-2021



Source: Palestinian Central Bureau of Statistics, 2022. Estimates are based on the Results of the Labor Force Survey and on the Final Results of the Population, Housing and Establishments Census, 2007, 2021. Ramallah - Palestine.

A Significant Increase in Smoking Rates and a Large Gap between the West Bank and Gaza Strip

Results of the Smoking and Tobacco Consumption Survey, 2021 showed that the percentage of individuals aged 18 years and above who smoke one or more products of smoked tobacco (manufactured cigarettes, hand-rolled cigarettes, cigars, and water-pipes) in Palestine increased to about 31% of the total individuals aged 18 years and above in the year 2021, while this percentage was about 23% for 2010. At the region's level, the results of the survey indicated a large gap between the West Bank and Gaza Strip. There's a clear increase in the prevalence of smoking among individuals aged 18 and above in the West Bank, as it reached about 40% in the West Bank, compared to 17% in Gaza Strip in 2021.



Percentage of Smoking among Individuals Aged (18 Years and Above) by Region and Sex for the Years 2010, 2021

Region	Both sexes		Males		Females	
	2010	2021	2010	2021	2010	2021
Palestine	22.5	31.3	41.9	54.4	2.3	7.7
West Bank	25.5	40.1	49.5	67.2	3.5	12.2
Gaza Strip	14.6	17.0	28.2	33.3	0.2	0.5

13% of Women in Palestine have Unmet Needs for Family Planning

Data of the Palestinian Multiple Indicator Cluster Survey 2019-2020 (PMICS6) indicated that the percentage of women in the age group (15-49 years) who are currently married, able to have children and wish to space their pregnancies, or reduce the number of children and do not use any means of family planning in Palestine reached 13% (14% in the West Bank compared to 12% in Gaza Strip).

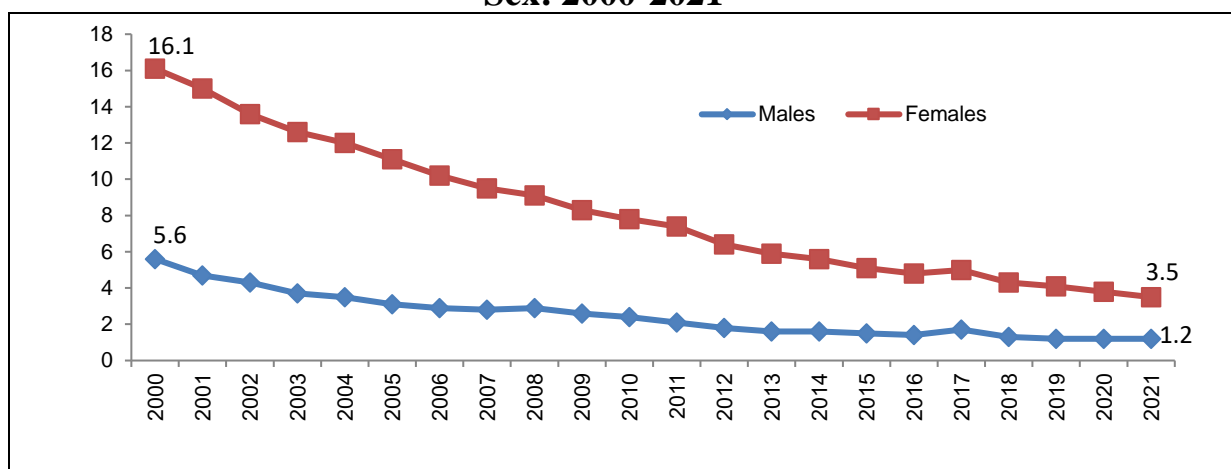
95% of Women in Palestine Received Prenatal Health Care

Results of the PMICS6 (2019-2020) showed that about 95% of women aged 15-49 years received prenatal health care at least four times by a health care provider during pregnancy; and about 73% of women in the same age received health care eight times or more during pregnancy.

Low Illiteracy Rate in Palestine

The Labor Force Survey, 2021 data showed that illiteracy rate among individuals (15 years and above) was 2.3%. The illiteracy gap is significantly noticed among males and females with percentages of 1.2% and 3.5%, respectively. Data also indicated that the percentage of individuals (aged 15 years and above), who have completed university education (bachelor degree and above) was 17% (16% for males and 19% for females) while the percentage of individuals who didn't complete any stage of education reached 7% (6% for males and 9% for females).

Illiteracy Rates among Palestinian Population (15 Years and Above) in Palestine by Sex: 2000-2021



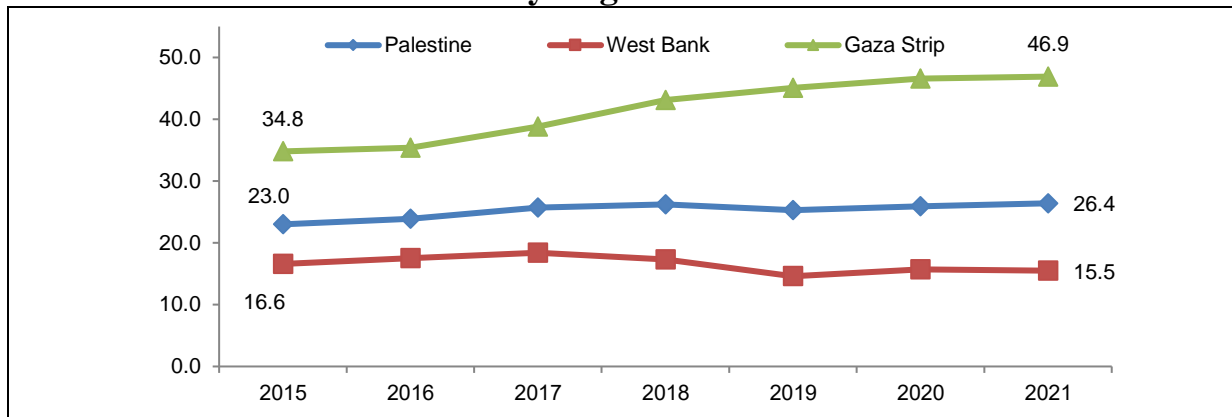
Source: Palestinian Central Bureau of Statistics, 2022. Database of the Labor Force Survey 2000-2021. Ramallah - Palestine.



About One-fourth of the Labor Force Participants were Unemployed

Results also showed that more than one-fourth of the participants in the labour force were unemployed in 2021, where the percentage reached 26% (16% in the West Bank and 47% in Gaza Strip). Accordingly, unemployment rate reached 43% among females compared to 22% among males.

Unemployment Rate among Labour Force Participants (15 Years and Above) in Palestine by Region: 2015-2021



Source: Palestinian Central Bureau of Statistics, 2022. Database of the Labor Force Survey 2021. Ramallah - Palestine.

Around 91% of Palestinian Households have Access to Internet at their Homes

During the first quarter of 2022, around 91% of households stated that they have access to internet service at home or one of their household members has access to the internet (91% in the West Bank and 90% in Gaza Strip). Meanwhile, the percentage of individuals (10 years and above) who used the internet from anywhere reached 88% in Palestine (91% in the West Bank and 83% in Gaza Strip) with no differences on the level of sex.

Data also showed that the percentage of individuals (10 years and above) who own a mobile phone is 78% (85% in the West Bank and 68% in Gaza Strip). Also, the percentage of individuals (10 years and above) who own a smartphone is 71% (82% in the West Bank and 56% in Gaza Strip) with no differences on the level of sex.