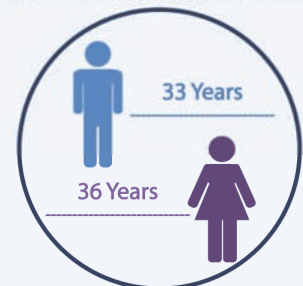


Civil Partnerships & Civil Partnership Dissolutions

In 2015:

- There were 89 civil partnerships registered (38 male partnerships and 51 female partnerships), 21 less than in 2014.
- The average age of males entering a civil partnership was 33.8 years, while for females it was 36.8 years.
- 48 civil partnership ceremonies were held in a District Registration Office. The remaining 41 ceremonies were held in an approved venue.
- September was the most popular month for civil partnership ceremonies.
- 7 civil partnership dissolutions were registered; 5 of male couples and 2 of female couples.
- The average age of all partners dissolving a civil partnership was 37.2 years.



AVERAGE AGE at PARTNERSHIP

LOCATION of CIVIL PARTNERSHIP



MOST POPULAR MONTH of PARTNERSHIP

Jan	Feb	Mar	Apr
May	Jun	Jul	Aug
Sep	Oct	Nov	Dec

CIVIL PARTNERSHIP DISSOLUTIONS




The Civil Partnership Act 2004 came into force in late 2005, enabling same-sex couples to obtain legal recognition of their relationship. Between December 2005 and the end of 2015, 1,026 civil partnerships have been registered in Northern Ireland.

Figure 1.52: Number of civil partnerships (2005 to 2015)




Last year, 89 civil partnerships were registered in Northern Ireland. Of these, 38 partnerships were male partnerships and 51 were female partnerships. Since 2005, when Civil Partnerships began, the balance of male and female partnerships has been fairly equal, with 502 male and 524 female partnerships registered.

[Download Chart](#) (XLS Format – 33Kb)



33.8

AVERAGE AGE AT CIVIL PARTNERSHIP



36.8

Marital Status and Age of Civil Partners

Almost 9 in 10 of those who formed civil partnerships in 2015 were single. The remaining people had been previously married or in a civil partnership.

The average age of males entering a civil partnership in 2015 was 33.8 years, while for females it was 36.8 years.

Place of Ceremony and Seasonality of Civil Partnerships

In 2015, 48 civil partnership ceremonies were held in a District Registration Office. The remaining 41 ceremonies were held in an approved venue.

September was the most popular month for civil partnerships, with 17 partnerships formed that month. A further 15 were formed in August and 13 in November. The second and third quarters of the year (April to September) are typically the most popular months to celebrate a civil partnership.

Civil Partnership Dissolutions

Whilst legislation has been in place in Northern Ireland since late 2005 to dissolve a civil partnership through the Civil Partnership Act, there were no dissolutions registered in Northern Ireland until 2010.

During 2015 there were 7 civil partnership dissolutions registered in Northern Ireland, 5 of male couples and 2 of female couples.

The average age of all partners dissolving a civil partnership was 37.2 years.