

Nintendo Co., Ltd.

Financial Results Briefing for the Nine-Month Period Ended December 2007

(Briefing Date: 2008/1/25)

Supplementary Information

[Note]

Forecasts announced by Nintendo Co., Ltd. herein are prepared based on management's assumptions with information available at this time and therefore involve known and unknown risks and uncertainties. Please note such risks and uncertainties may cause the actual results to be materially different from the forecasts (earnings forecast, dividend forecast and other forecasts).

Consolidated Statements of Income Transition

million yen

	FY3/2004 Apr.-Dec.'03	FY3/2005 Apr.-Dec.'04	FY3/2006 Apr.-Dec.'05	FY3/2007 Apr.-Dec.'06	FY3/2008 Apr.-Dec.'07
Net sales	439,589	419,373	412,339	712,589	1,316,434
Cost of sales	257,524	232,495	237,322	411,862	761,944
Gross margin	182,064	186,877	175,017	300,727	554,489
(Gross margin ratio)	(41.4%)	(44.6%)	(42.4%)	(42.2%)	(42.1%)
Selling, general, and administrative expenses	79,436	83,771	92,233	133,093	160,453
Operating income	102,627	103,106	82,783	167,633	394,036
(Operating income ratio)	(23.3%)	(24.6%)	(20.1%)	(23.5%)	(29.9%)
Other income	8,837	15,229	64,268	53,793	37,789
(of which foreign exchange gains)	(-)	(4,778)	(45,226)	(26,069)	(143)
Other expenses	59,175	2,976	357	714	995
(of which foreign exchange losses)	(58,805)	(-)	(-)	(-)	(-)
Income before income taxes and extraordinary items	52,289	115,359	146,694	220,713	430,830
(Income before income taxes and extraordinary items ratio)	(11.9%)	(27.5%)	(35.6%)	(31.0%)	(32.7%)
Extraordinary gains	2,229	1,433	6,888	1,047	3,830
Extraordinary losses	95	1,865	255	27	2,135
Income before income taxes and minority interests	54,423	114,927	153,327	221,734	432,525
Income taxes	19,782	47,260	61,176	89,847	173,679
Minority interests	94	-91	-34	-29	-83
Net income	34,545	67,757	92,185	131,916	258,929
(Net income ratio)	(7.9%)	(16.2%)	(22.4%)	(18.5%)	(19.7%)

Quarterly Consolidated Statements of Income Transition

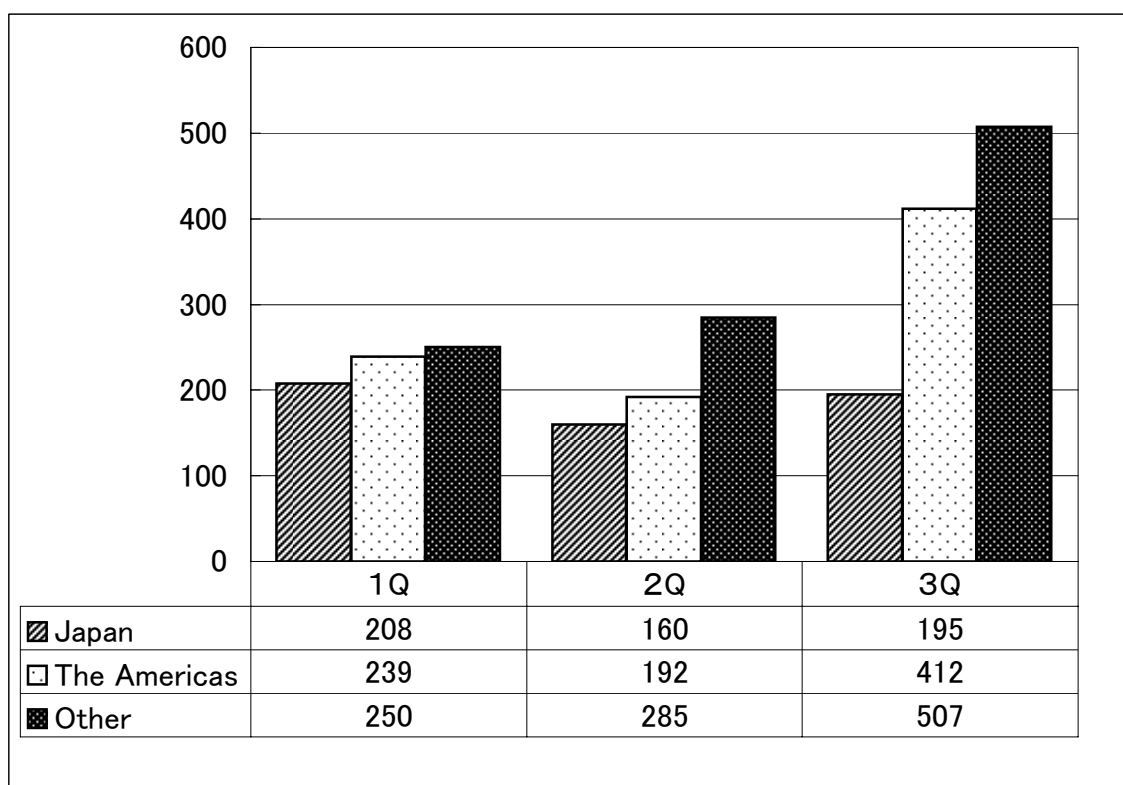
million yen

	FY3/2007				FY3/2008			
	1Q	2Q	3Q	Total	1Q	2Q	3Q	Total
Net sales	130,919	167,897	413,772	712,589	340,439	354,363	621,631	1,316,434
Cost of sales	67,876	95,097	248,887	411,862	201,336	211,712	348,896	761,944
Gross margin	63,043	72,799	164,884	300,727	139,103	142,651	272,734	554,489
(Gross margin ratio)	(48.2%)	(43.4%)	(39.8%)	(42.2%)	(40.9%)	(40.3%)	(43.9%)	(42.1%)
Selling, general, and administrative expenses	34,241	34,489	64,362	133,093	48,471	44,497	67,483	160,453
Operating income	28,802	38,309	100,521	167,633	90,631	98,153	205,251	394,036
(Operating income ratio)	(22.0%)	(22.8%)	(24.3%)	(23.5%)	(26.6%)	(27.7%)	(33.0%)	(29.9%)
Other income	7,708	20,249	25,835	53,793	41,144	-13,885	10,530	37,789
(of which foreign exchange gains)	(-)	(10,057)	(16,011)	(26,069)	(29,032)	(-26,882)	(-2,006)	(143)
Other expenses	3,840	-3,446	320	714	326	340	328	995
(of which foreign exchange losses)	(3,462)	(-3,462)	(-)	(-)	(-)	(-)	(-)	(-)
Income before income taxes and extraordinary items	32,670	62,006	126,036	220,713	131,449	83,926	215,454	430,830
(Income before income taxes and extraordinary items ratio)	(25.0%)	(36.9%)	(30.5%)	(31.0%)	(38.6%)	(23.7%)	(34.7%)	(32.7%)
Extraordinary gains	6	246	794	1,047	649	3,236	-55	3,830
Extraordinary losses	123	-122	26	27	15	1,608	512	2,135
Income before income taxes and minority interests	32,553	62,375	126,804	221,734	132,084	85,555	214,886	432,525
Income taxes	17,012	23,589	49,244	89,847	51,898	33,395	88,385	173,679
Minority interests	-10	-8	-11	-29	-66	-10	-6	-83
Net income	15,551	38,793	77,571	131,916	80,251	52,169	126,507	258,929
(Net income ratio)	(11.9%)	(23.1%)	(18.7%)	(18.5%)	(23.6%)	(14.7%)	(20.4%)	(19.7%)

Consolidated Sales Units of "Nintendo DS" (FY3/2008)

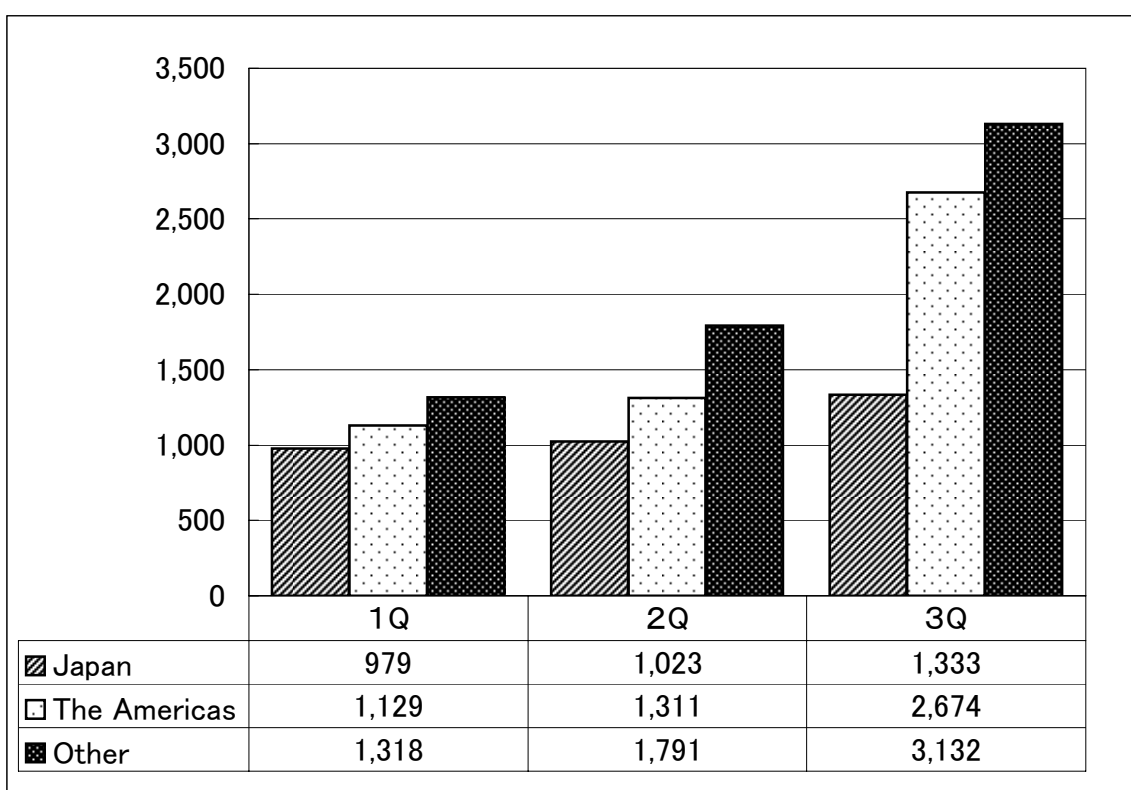
1. Hardware

units in ten thousands



2. Software

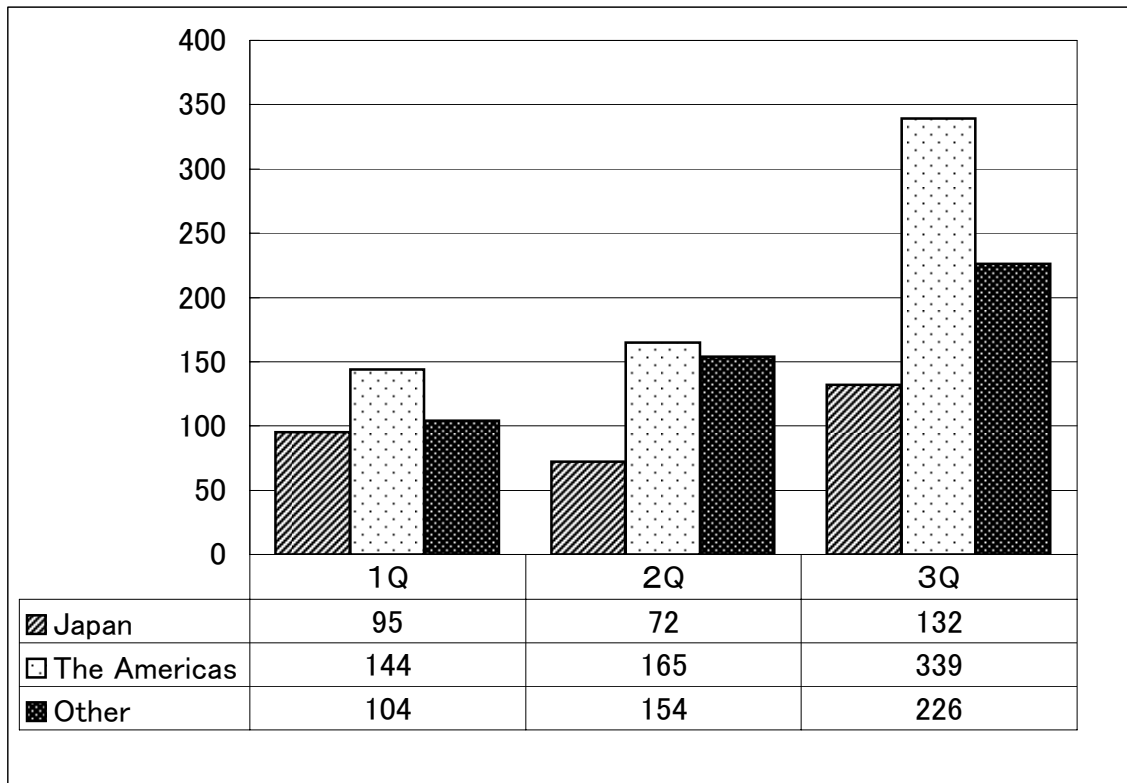
units in ten thousands



Consolidated Sales Units of "Wii" (FY3/2008)

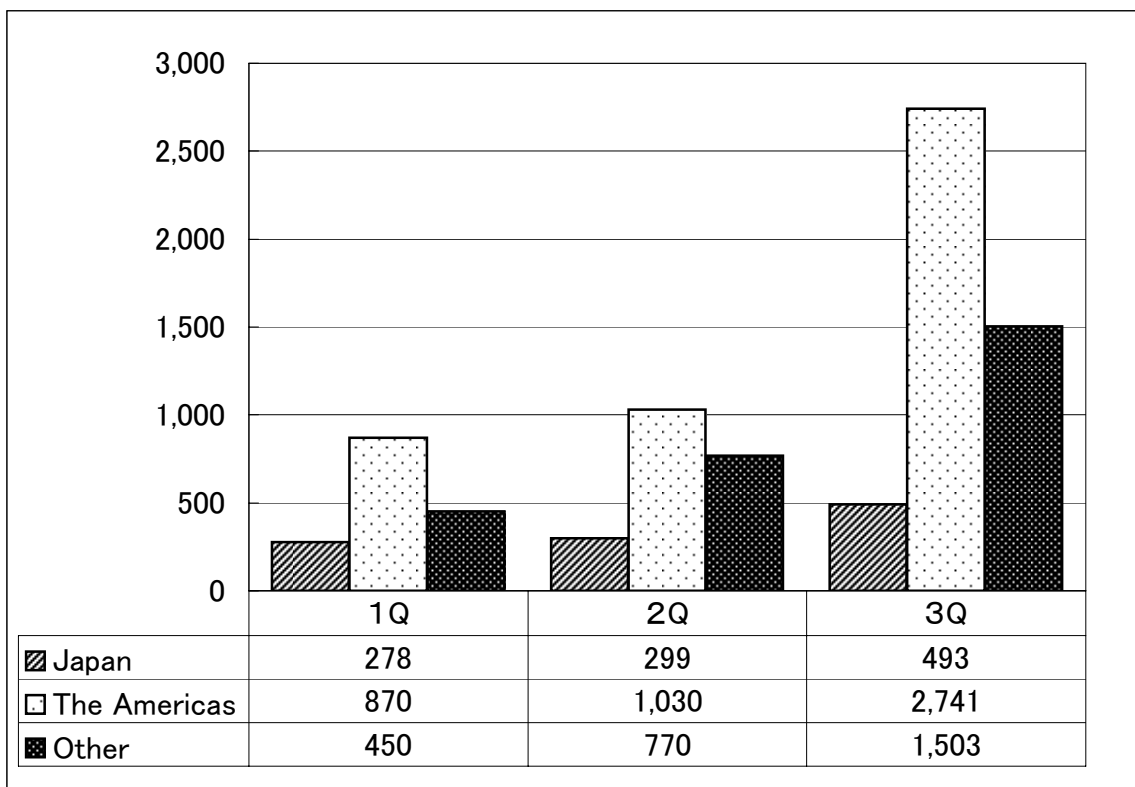
1. Hardware

units in ten thousands



2. Software

units in ten thousands



Million-Seller Titles of NINTENDO Products

FY3/2008

units in ten thousands

FY3/2008(4/07 ~ 12/07)			Life-to-date
Total	of which		Total
	Japan	Overseas	

Nintendo DS

Pokémon Diamond/Pearl	896	31	865	1,417
Brain Age 2: More Training in Minutes a Day	554	62	491	984
Nintendogs	419	21	398	1,779
Brain Age: Train Your Brain in Minutes a Day	401	40	362	1,171
The Legend of Zelda: Phantom Hourglass	382	91	290	382
New Super Mario Bros.	364	73	291	1,314
Mario Party DS	267	162	105	267
Mario Kart DS	264	71	193	967
Flash Focus: Vision Training in Minutes a Day	211	98	113	211
Animal Crossing: Wild World	171	49	122	920
Pokémon Mystery Dungeon: Explorers of Time/ Darkness	154	153	0	154
Big Brain Academy	119	12	107	461
Pokémon Ranger	110	1	109	261
Super Mario 64 DS	104	7	96	578

Wii

Wii Sports	1,258	127	1,131	1,785
Wii Play (Wii Remote bundled)	661	101	560	923
Super Mario Galaxy	519	84	435	519
Mario Party 8	435	118	317	435
Super Paper Mario	216	50	166	216
Big Brain Academy: Wii Degree	200	38	162	200
Mario Strikers Charged	165	24	141	165
Metroid Prime 3 Corruption	114	–	114	114
Link's Crossbow Training (packaged with Wii Zapper)	107	–	107	107
Wii Fit	105	105	–	105
The Legend of Zelda: Twilight Princess	103	0	103	430

[Note] Software units include quantity bundled with hardware.

Foreign Currency Transaction Information

		FY3/2008			FY3/2007
		1Q	2Q	3Q	Full Year
Consolidated Net Sales in Foreign Currencies					
U.S. Dollar		1 billion	2 billion	4 billion	2.8 billion
Euro		0.6 billion	1.5 billion	2.9 billion	1.7 billion

		FY3/2008			FY3/2007
		1Q	2Q	3Q	Full Year
Non-Consolidated Purchases in U.S. Dollars					
		0.5 billion	1 billion	1.6 billion	1.2 billion

		FY3/2008			FY3/2007
		1Q	2Q	3Q	Full Year
Average Exchange Rates					
1 U.S. Dollar=		120.80	119.34	117.29	117.02
1 Euro=		162.74	162.31	162.83	150.09

		FY3/2008			FY3/2007
		2007/6/30	2007/9/30	2007/12/31	2007/3/31
Balance of Assets and Liabilities in Major Foreign Currencies without Exchange Contract (Non-Consolidated)					
Cash and deposits (U.S.\$)		2,203	2,592	3,391	2,940
Trade accounts receivable (U.S.\$)		911	1,130	1,300	779
Trade accounts payable (U.S.\$)		268	293	313	238
Cash and deposits (Euro)		501	972	1,365	693
Trade accounts receivable (Euro)		763	862	1,028	522

		FY3/2008			FY3/2007
		2007/6/30	2007/9/30	2007/12/31	2007/3/31
Exchange Rates					
1 U.S. Dollar=		123.26	115.43	114.15	118.05
1 Euro=		165.64	163.38	166.66	157.33

Launch Dates of Primary NINTENDO Products by Region (Apr.2007~Dec.2007)

Nintendo DS				Wii	
Region	Category	Title	Launch Date	Title	Launch Date
Japan	(Hardware)				
	(Software)	Mario vs. Donkey Kong 2: March of the Minis	2007/4/12	Super Paper Mario	2007/4/19
		Flash Focus: Vision Training in Minutes a Day	2007/5/31	Big Brain Academy: Wii Degree	2007/4/26
		The Legend of Zelda: Phantom Hourglass	2007/6/23	Donkey Kong: Barrel Blast	2007/6/28
		Ganbaru Watashi no Kakei Diary	2007/7/12	Mario Party 8	2007/7/26
		Face Training de Hyojoyutaka ni Inshoappu	2007/8/2	Endless Ocean	2007/8/2
		Otona no DS Face Training	2007/8/2	Mario Strikers Charged	2007/9/20
		DK: Jungle Climber	2007/8/9	Super Mario Galaxy	2007/11/1
		Pokémon Mystery Dungeon: Explorers of Time	2007/9/13	Mario & Sonic at the Olympic Games	2007/11/22
		Pokémon Mystery Dungeon: Explorers of Darkness	2007/9/13	Wii Fit	2007/12/1
		DS Bungaku Zenshu	2007/10/18		
	Mario Party DS	2007/11/8			
The United States	(Hardware)				
	(Software)	Pokémon Diamond	2007/4/22	Super Paper Mario	2007/4/9
		Pokémon Pearl	2007/4/22	Mario Party 8	2007/5/29
		Brain Age 2: More Training in Minutes a Day	2007/8/20	Big Brain Academy: Wii Degree	2007/6/11
		DK: Jungle Climber	2007/9/10	Pokémon Battle Revolution	2007/6/25
		The Legend of Zelda: Phantom Hourglass	2007/10/1	Mario Strikers Charged	2007/7/30
		Flash Focus: Vision Training in Minutes a Day	2007/10/15	Metroid Prime 3 Corruption	2007/8/27
		Mario Party DS	2007/11/19	Donkey Kong Barrel Blast	2007/10/8
		Master of Illusion	2007/11/26	Super Mario Galaxy	2007/11/12
			Link's Crossbow Training (packaged with Wii Zapper)	2007/11/19	
Europe	(Hardware)				
	(Software)	Pokémon Ranger	2007/4/13	Mario Strikers Charged Football	2007/5/25
		Diddy Kong Racing DS	2007/4/20	Mario Party 8	2007/6/22
		Wario: Master of Disguise	2007/6/1	Big Brain Academy for Wii	2007/7/20
		Kirby Mouse Attack	2007/6/22	Super Paper Mario	2007/9/14
		More Brain Training from Dr.Kawashima: How Old Is Your Brain?	2007/6/29	Metroid Prime 3 Corruption	2007/10/26
		Pokémon Diamond	2007/7/27	Endless Ocean	2007/11/9
		Pokémon Pearl	2007/7/27	Super Mario Galaxy	2007/11/16
		Donkey Kong Jungle Climber	2007/10/12	Link's Crossbow Training (packaged with Wii Zapper)	2007/12/7
		The Legend of Zelda: Phantom Hourglass	2007/10/19	Pokémon Battle Revolution	2007/12/7
		Practice English!	2007/10/26		
		Mario Party DS	2007/11/23		
		Sight Training: Enjoy Exercising And Relaxing Your Eyes	2007/11/23		

Notes: Launch dates may be different within the United States and Europe regions depending on territories or countries.

Launch Schedule of Primary NINTENDO Products by Region (Jan. 2008～)

Region	Category	Nintendo DS		Wii	
		Title	Launch Date	Title	Launch Date
Japan	(Hardware)				
	(Software)	Mario & Sonic at the Olympic Games	2008/1/17	Super Smash Bros. Brawl	2008/1/31
		SOMA BRINGER	2008/2/28	Metroid Prime 3 Corruption	2008/3/6
		DS Bimoji Training	2008/3/13	Minna no Joshikiriyoku TV	2008/3/6
		Eternal Chronicle (Temp.)	2008	Mario Kart Wii	2008Spring
		Fire Emblem (Temp.)	2008	Wii Music (Temp.)	2008
		Advance Wars: Days of Ruin	2008	Super Mario Stadium Family Baseball	2008
		Hoshi no Kirby Ultra Super Deluxe (Temp.)	2008	Disaster: Day of Crisis	2008
				Animal Crossing (Temp.)	2008
				Battalion Wars 2	2008
		Kirby (Temp.)	2008		
The United States	(Hardware)				
	(Software)	Advance Wars: Days of Ruin	2008/1/21	Endless Ocean	2008/1/21
		Crosswords DS	2008/5/5	Super Smash Bros. Brawl	2008/3/9
		Pokémon Mystery Dungeon: Explorers of Time	2008/2Q	Mario Kart Wii	2008Spring
	Pokémon Mystery Dungeon: Explorers of Darkness	2008/2Q	Wii Fit	2008/2Q	
Europe	(Hardware)				
	(Software)	Advance Wars: Dark Conflict	2008/1/25	Wii Chess	2008/1/18
		Magic Taizen (Temp.)	2008/3/14	Donkey Kong Jet Race	2008/1/25
		DS Novel (Temp.)	2008Winter	Battalion Wars 2	2008/2/15
				Mario Kart Wii	2008/2Q
				Wii Fit (Temp.)	2008
		Super Smash Bros. Brawl	2008		

Notes: Launch dates and titles etc. are subject to change.

Launch dates may be different within the United States and Europe regions depending on territories or countries.

Upcoming Third-Party Software Lineup (extracts)

Nintendo DS			Wii		
Title	Third-Party Publisher	Launch Date	Title	Third-Party Publisher	Launch Date
<Japan>			<Japan>		
NARUTO shippuuden Dairansen! Kagebunsinemaki	TOMY	2008/2/14	FAMILY SKI	NAMCO BANDAI Games	2008/1/31
Etrian Odyssey2	ATLUS	2008/2/21	MAJOR Wii Nagero! Gyroball!!	TOMY	2008/2/7
HARVEST MOON DS 3	Marvelous Entertainment	2008/2/21	Medal of Honor HEROES 2	ELECTRONIC ARTS	2008/2/14
Sim City DS2	ELECTRONIC ARTS	2008/3/19	Winning Eleven PLAY MAKER 2008	Konami Digital Entertainment	2008/2/21
Dramatic Dungeon SAKURA TAISEN ~kimi-arugatame~	SEGA	2008/3/19	Nobunaga's Ambition: Rise to Power with Power-up Kit	KOEI	2008/3/6
NINJA GAIDEN Dragon Sword	TECMO	2008/3/20	FAMILY JOCKEY	NAMCO BANDAI Games	2008/3/6
DERBY STALLION DS	ENTERBRAIN	2008/3/27	Spider Man 3	Activision	2008/3/19
MOBILE SUIT GUNDAM 00	NAMCO BANDAI Games	2008/3/27	THE HOUSE OF THE DEAD 2&3 RETURN	SEGA	2008/3/19
Kantan! Tanoshii! Okashi-nabiDS	KOEI	2008/3	FAMILY STADIUM	NAMCO BANDAI Games	2008/3/27
<Overseas>~North America~			<Overseas>~North America~		
Apollo Justice: Ace Attorney	Capcom	2008/2/12	No More Heroes™	Ubisoft	2008/1
Zoo Tycoon II	THQ	2008/2/19	The Masked Queen and the Tower of Mirrors	Square Enix	2008/2/26
Assassin's Creed Altair's Chronicles™	Ubisoft	2008/2	Bully: Scholarship Edition	Take-Two Interactive	2008/3/4
Disney Friends	Disney Interactive Studios	2008/3/4	Major League Baseball® 2K8	Take-Two Interactive	2008/3/4
Pro Evolution Soccer	Konami	2008/3/11	Okami	Capcom	2008/3/25
Final Fantasy Crystal Chronicles: Rings of Fate	Square Enix	2008/3/11	Alone in the Dark	Atari	2008/3
Harvest Moon DS Cute	Natsume Inc.	2008/3/25	Ninja Reflex	Electronic Arts	2008/3
Ninja Gaiden Dragon Sword	Tecmo, Inc.	2008/3/25	Obscure: The Aftermath	Ignition Entertainment	2008/3
Ninja Reflex	Electronic Arts	2008/3	Sega Superstar Tennis	Sega	2008/3
Myst	Empire Interactive	2008/3	Pro Evolution Soccer	Konami	2008/4
Sega Superstars Tennis	Sega	2008/3	Speed Racer	Warner Bros. Games	2008/5/6
Speed Racer	Warner Bros. Games	2008/5/6	The Chronicles of Narnia: Prince Caspian	Disney Interactive Studios	2008/5/13
Kung Fu Panda	Activision	2008Spring	Kung Fu Panda	Activision	2008Spring
Top Spin 3	Take-Two Interactive	2008Spring	Star Wars: The Force Unleashed	LucasArts	2008Summer
Star Wars: The Force Unleashed	LucasArts	2008Summer	Harvest Moon: Tree of Tranquility	Natsume Inc.	2008/3Q

Notes: Launch dates and titles etc. are subject to change.

Launch dates may be different depending on territories.

URL Reference

The URLs listed below include information such as earnings releases and other information which helps you to understand the Company's view and directions.

■ IR information

<http://www.nintendo.co.jp/ir/en/index.html>

◆ IR events <http://www.nintendo.co.jp/ir/en/library/events/index.html>

- Corporate Management Policy Briefing / Financial Results Briefing (for the Six Months Ended September 2007) (2007/10/26)
- Financial Results Briefing (for the Fiscal Year Ended March 2007) (2007/4/27)
- Corporate Management Policy Briefing (2006/6/7)

■ Other information

- Nintendo Conference Fall 2007 (2007/10/10)

<http://www.nintendo.co.jp/n10/conference2007fall/e/index.html>

- President's speech at Foreign Correspondents' Club of Japan (2006/12/7)

<http://www.nintendo.co.jp/n10/061207/en/index.html>

- Iwata asks

<http://wii.nintendo.com/iwataasks.jsp>

*Availability may change without notice.