

Peppa Pig's Puppet Playhouse

Show kids that when they recycle cereal boxes, they'll get a priceless prize out of it! Collect four cereal boxes and transform them into a playhouse using our print-to-fit templates, a few dabs of glue, and just a sprinkle of your Peppa Pig fan's imagination!



Notes

Blank lined area for notes.

Supplies

- * 4 same-size cereal boxes
- * Construction paper or paint
- * Scissors
- * Glue
- * Roof template
- * Backgrounds
- * Puppets
- * Decorations

Directions

- * **Step 1**
Print the playhouse templates and set them aside.

Play with Peppa, every day on Nick Jr.



peppa Pig™ Peppa Pig @ Astley Baker Davies/Entertainment One UK Limited 2003. Viacom International Inc. All Rights Reserved.



Peppa Pig's Puppet Playhouse

Directions (continued)

* Step 2

Open the top flaps of the cereal box and begin cutting off the front panel of the box by cutting along the edges.

Once the panel is removed, fold up the remaining flap and glue it in an upright position mirroring the base of the box. Once glued, you will have a box that looks like a shoebox lid.

Repeat this step until all cereal boxes are cut. Do not throw away the front panels, you will use these to create other parts of the playhouse.

Cover cereal boxes in construction paper or paint them. Allow time to dry.

* Step 3

Take two of the cereal boxes and glue one on top of the other. Set aside and repeat this step with the remaining two cereal boxes. You will then have two rows of stacked cereal boxes.

Take two panels (left over from Step 2) and fold them in half. These will serve as hinges for the cereal boxes. Starting at the bottom, insert one hinge in between the two rows of stacked cereal boxes and glue it to the sides, and then glue the second hinge to the top portion of the box.

OPTIONAL: Take the cereal box panel scraps and create handles for the playhouse. (See photo for reference.)

* Step 4

Cut the playhouse backgrounds out and glue them inside the boxes as desired (see photo for reference). Cut out the window and doors and decorate the outside of the house.

OPTIONAL: Create the roof of the house by covering two of the remaining cereal box panel scraps with the roof pattern, tracing the roof template over it, cutting them out and affixing to the top of the cereal boxes. (See photo for reference.)

* Step 5

Cut out the puppets and decorations, and create them by folding each down the solid line and gluing both sides back to back.



Once the puppets are complete, the playhouse is ready for company!

Play with Peppa, every day on Nick Jr.





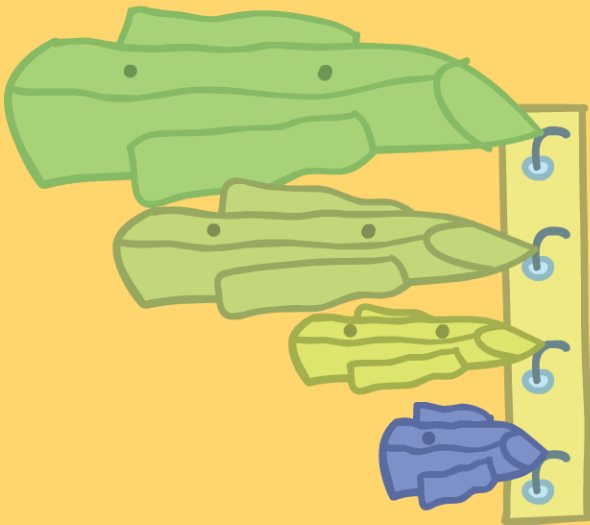
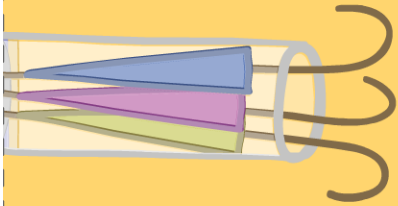
peppa Pig™ Peppa Pig @ Astley Baker Davies/Entertainment One UK Limited 2003. Viacom International Inc. All Rights Reserved.





Play with Peppa, every day on Nick Jr.
peppa Pig™ Peppa Pig @ Astley Baker Davies/Entertainment One UK Limited 2003. Viacom International Inc. All Rights Reserved.






Play with Peppa, every day on Nick Jr.





peppa Pig™ Peppa Pig @ Astley Baker Davies/Entertainment One UK Limited 2003. Viacom International Inc. All Rights Reserved.



Play with Peppa, every day on Nick Jr.




peppa Pig™ Peppa Pig @ Astley Baker Davies/Entertainment One UK Limited 2003. Viacom International Inc. All Rights Reserved.




Play with Peppa, every day on Nick Jr.



peppa Pig™ Peppa Pig @ Astley Baker Davies/Entertainment One UK Limited 2003. Viacom International Inc. All Rights Reserved.

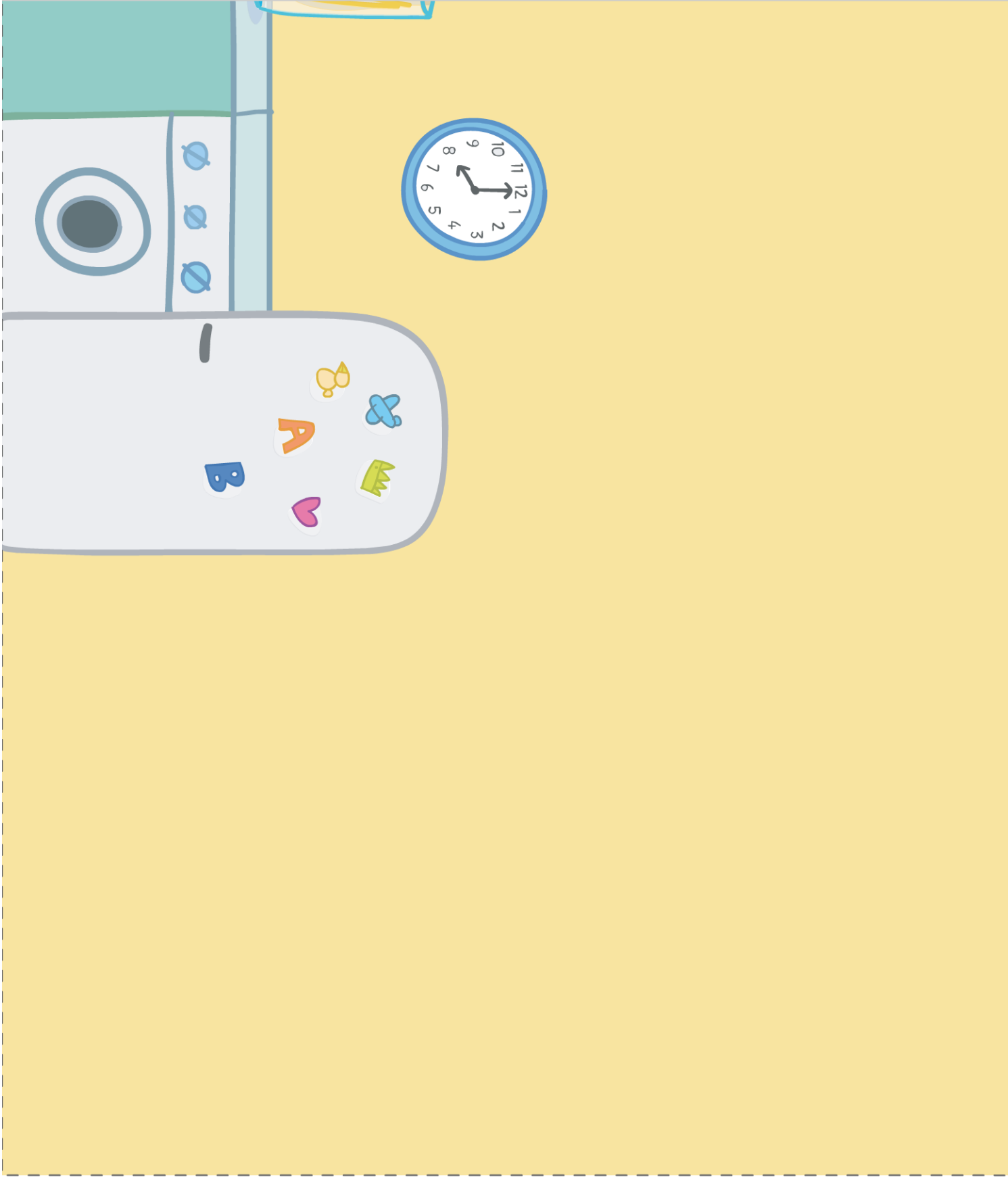




Play with Peppa, every day on Nick Jr.

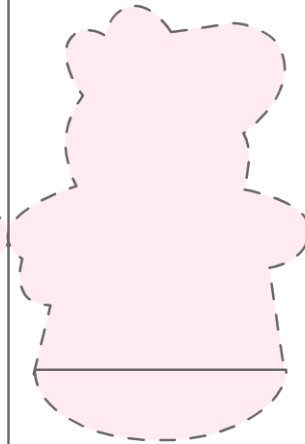




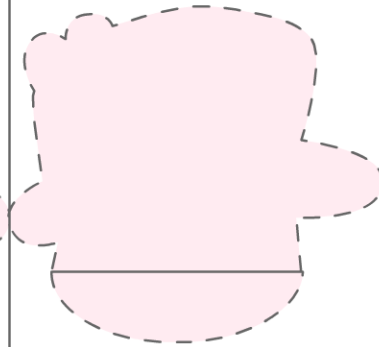


peppa Pig™ Peppa Pig @ Astley Baker Davies/Entertainment One UK Limited 2003. Viacom International Inc. All Rights Reserved.



Play with Peppa, every day on Nick Jr.
peppa Pig™ Peppa Pig © Astley Baker Davies/Entertainment One UK Limited 2003. Viacom International Inc. All Rights Reserved.



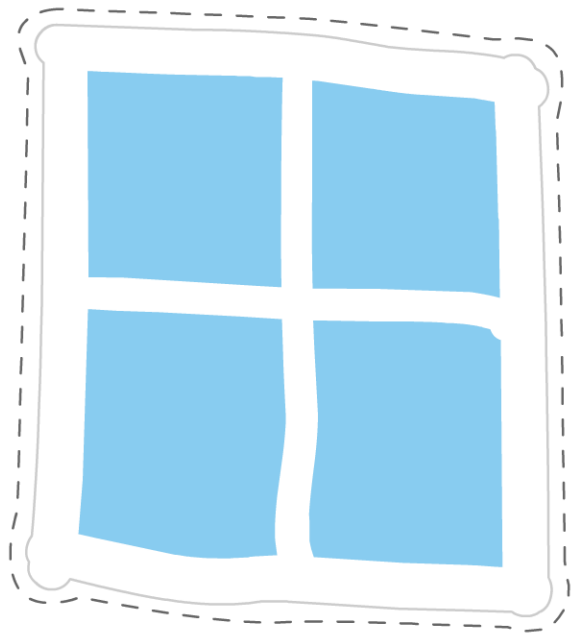
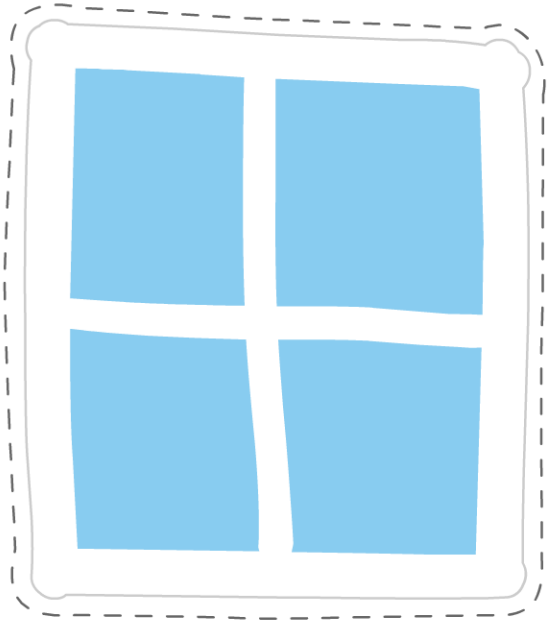

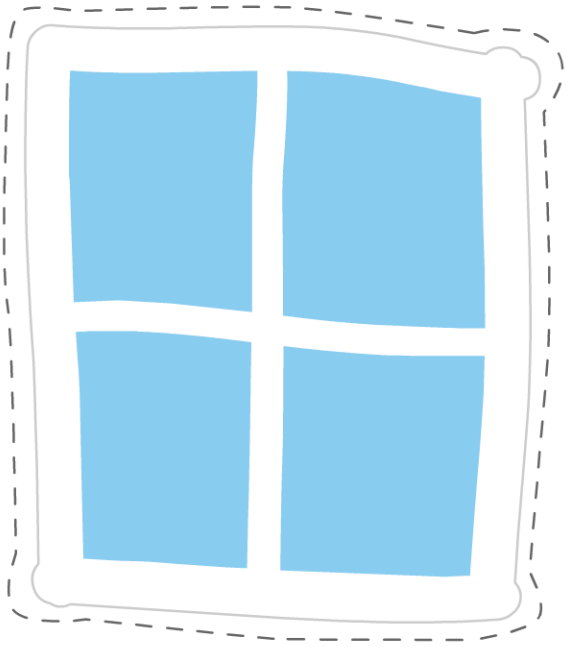


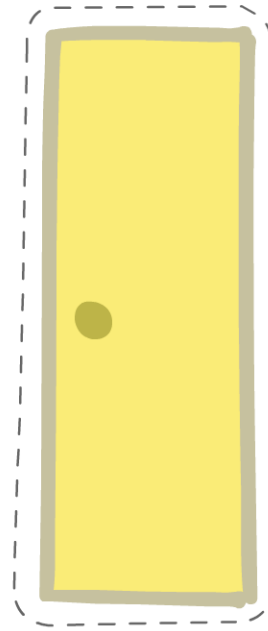
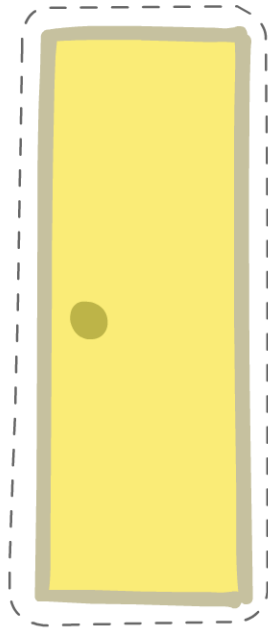
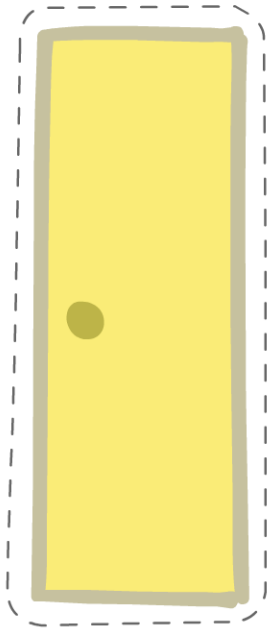
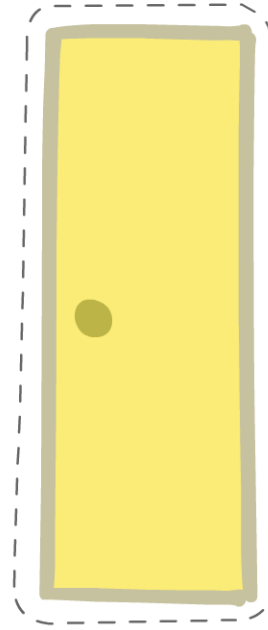
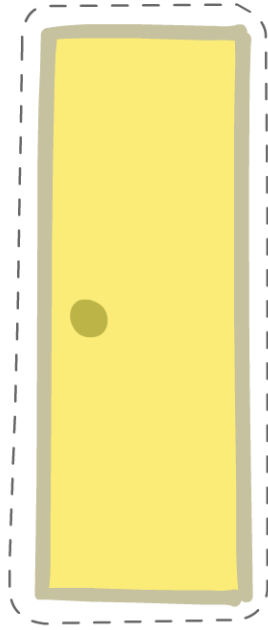
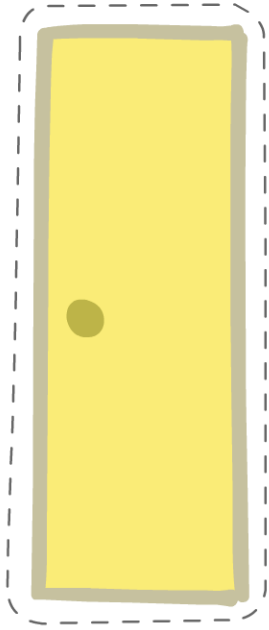


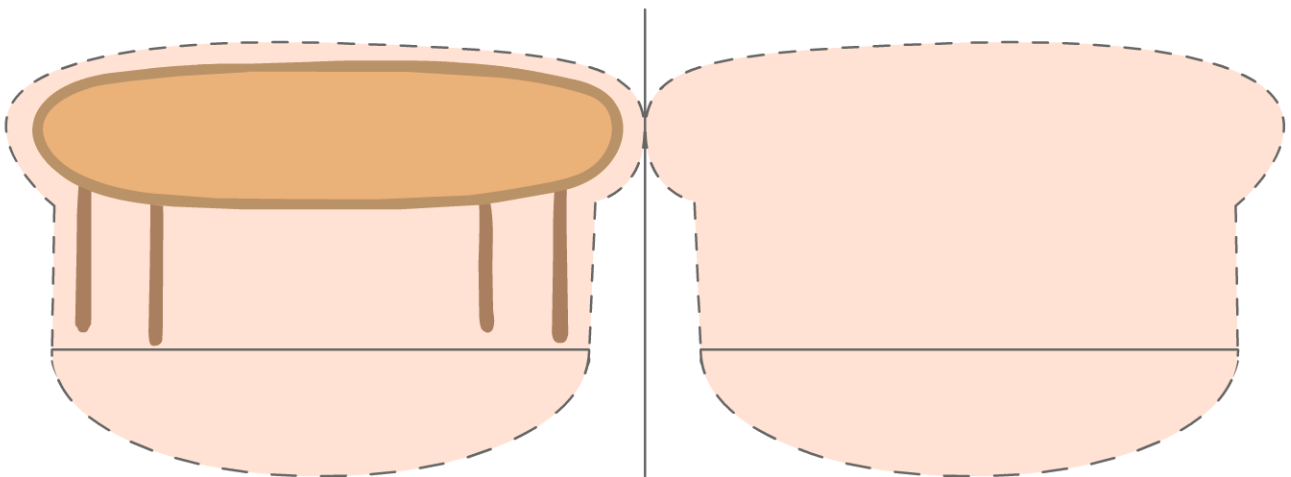
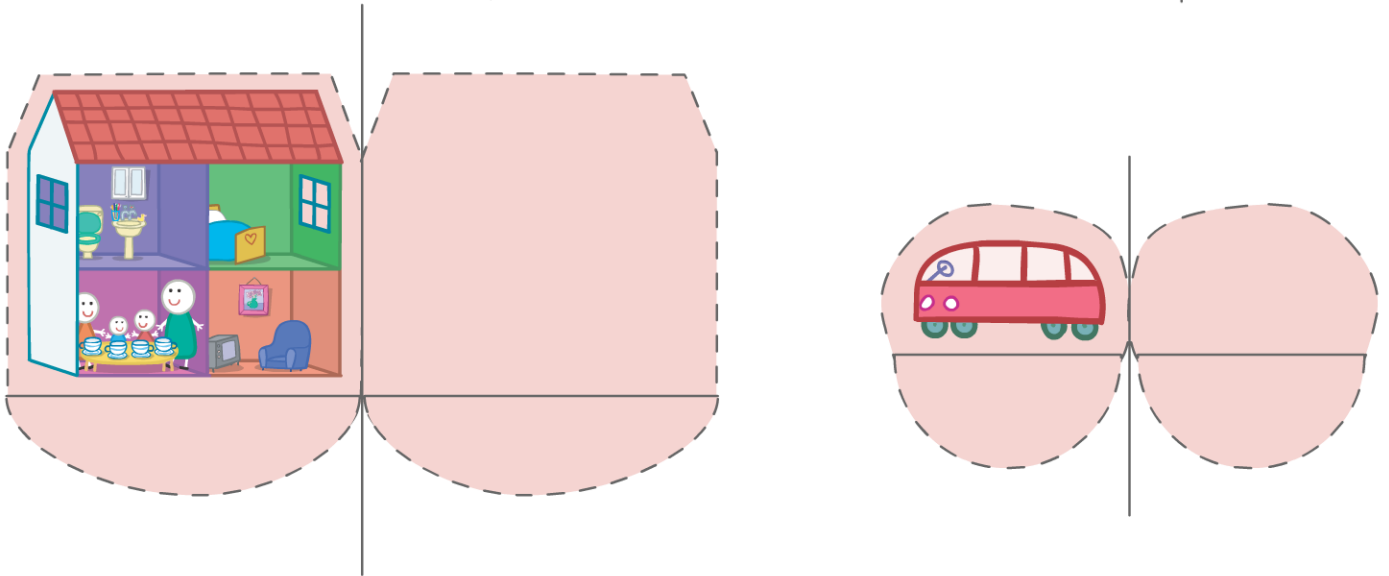
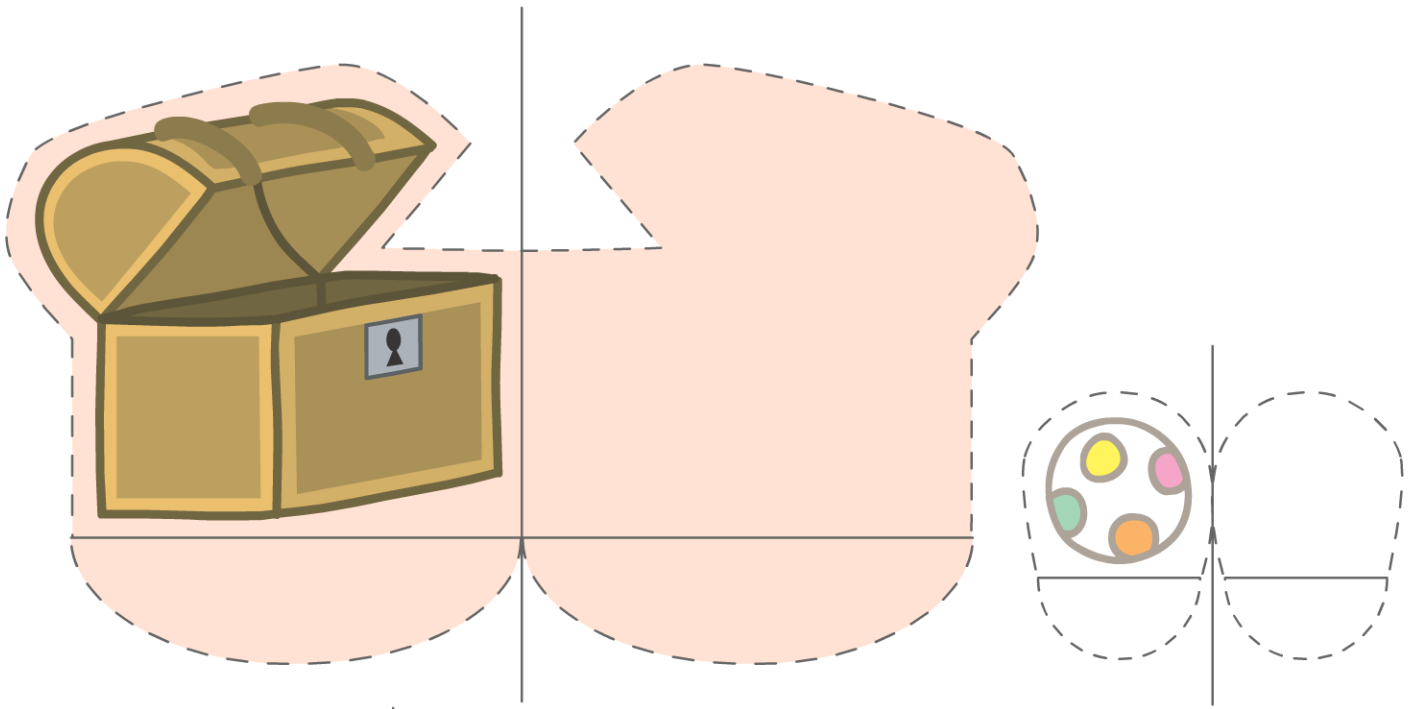
Play with Peppa, every day on Nick Jr.

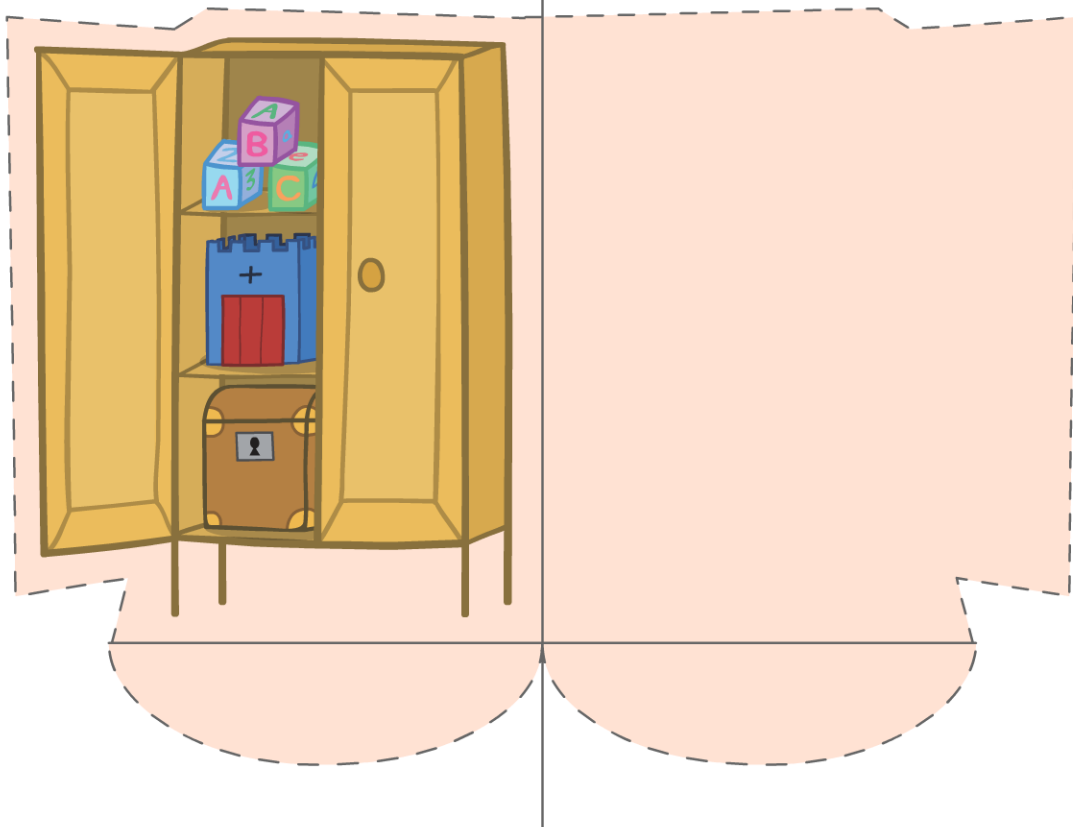



peppa Pig™ Peppa Pig @ Astley Baker Davies/Entertainment One UK Limited 2003. Viacom International Inc. All Rights Reserved.





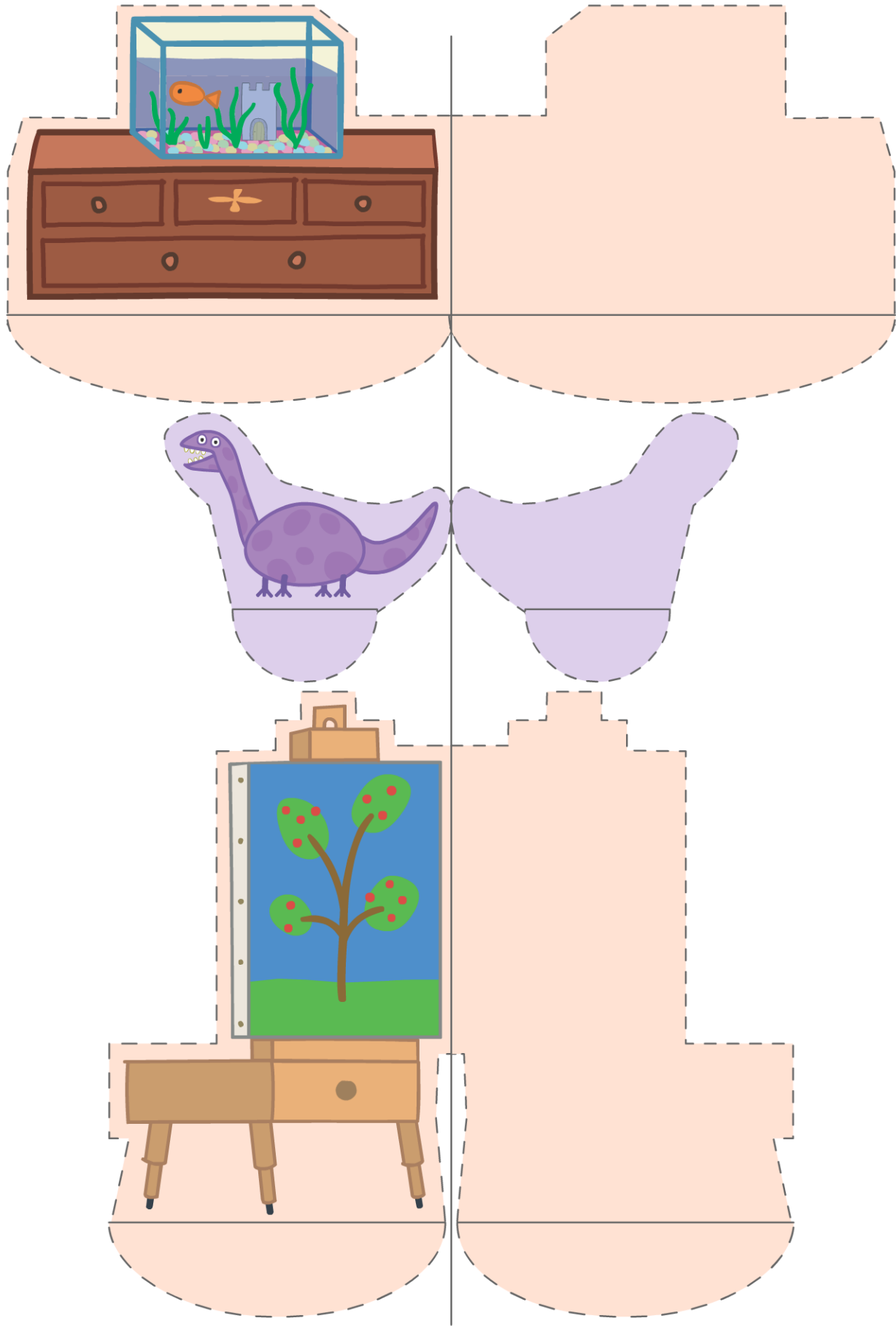




Play with Peppa, every day on Nick Jr.



peppa Pig™ Peppa Pig © Astley Baker Davies/Entertainment One UK Limited 2003. Viacom International Inc. All Rights Reserved.



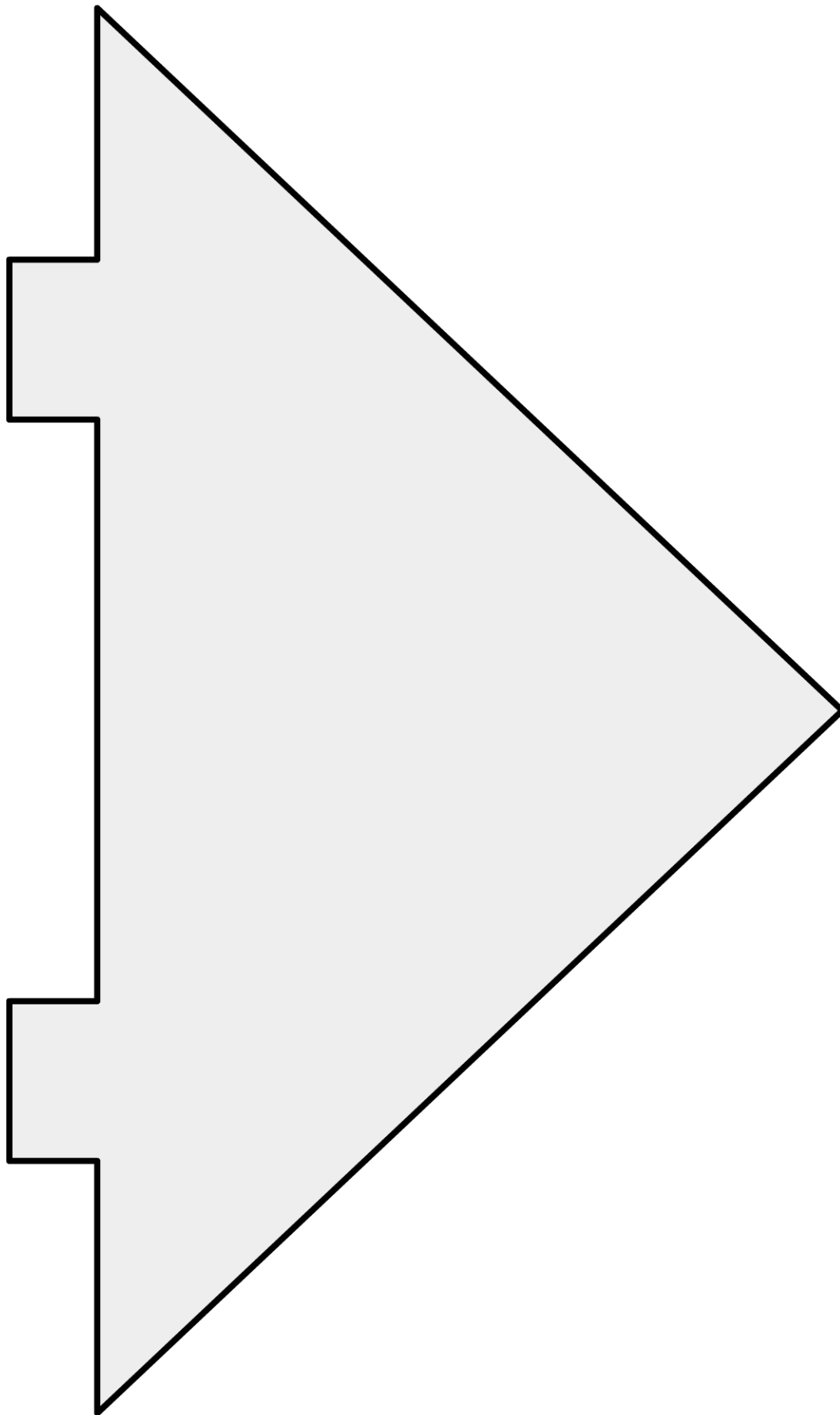
Play with Peppa, every day on Nick Jr.



peppa Pig™ Peppa Pig @ Astley Baker Davies/Entertainment One UK Limited 2003. Viacom International Inc. All Rights Reserved.



Play with Peppa, every day on Nick Jr.
peppa Pig™ Peppa Pig @ Astley Baker Davies/Entertainment One UK Limited 2003. Viacom International Inc. All Rights Reserved.



Play with Peppa, every day on Nick Jr.



peppa Pig™ Peppa Pig @ Astley Baker Davies/Entertainment One UK Limited 2003. Viacom International Inc. All Rights Reserved.