

RELEASE 43/2023

Date of publishing:

11 April 2023

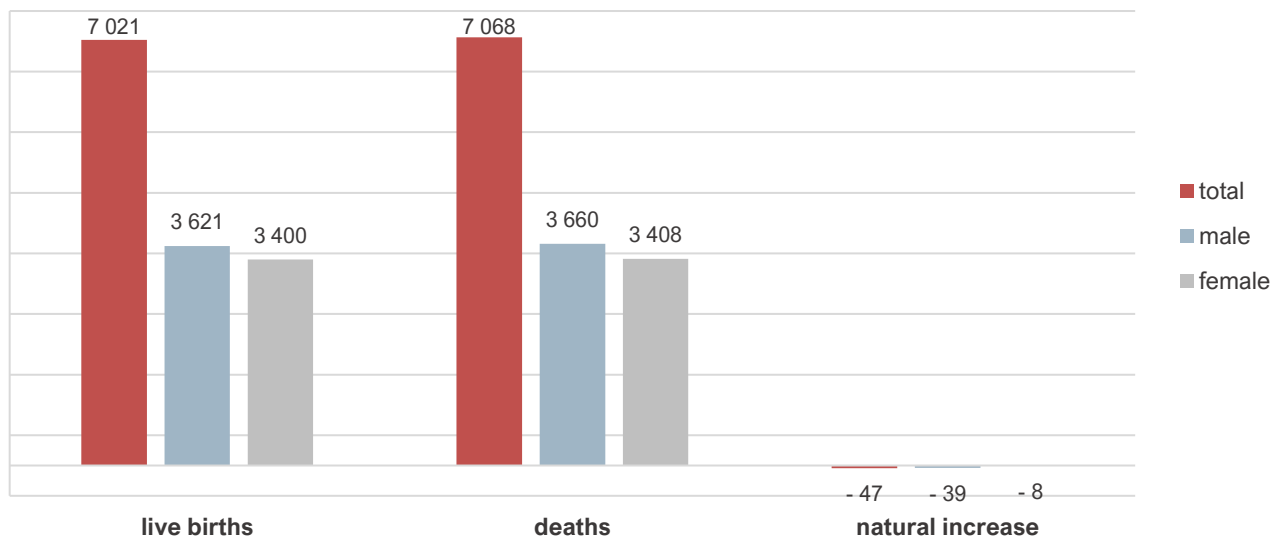
Vital statistics in Montenegro

- Statistics of birth and death -

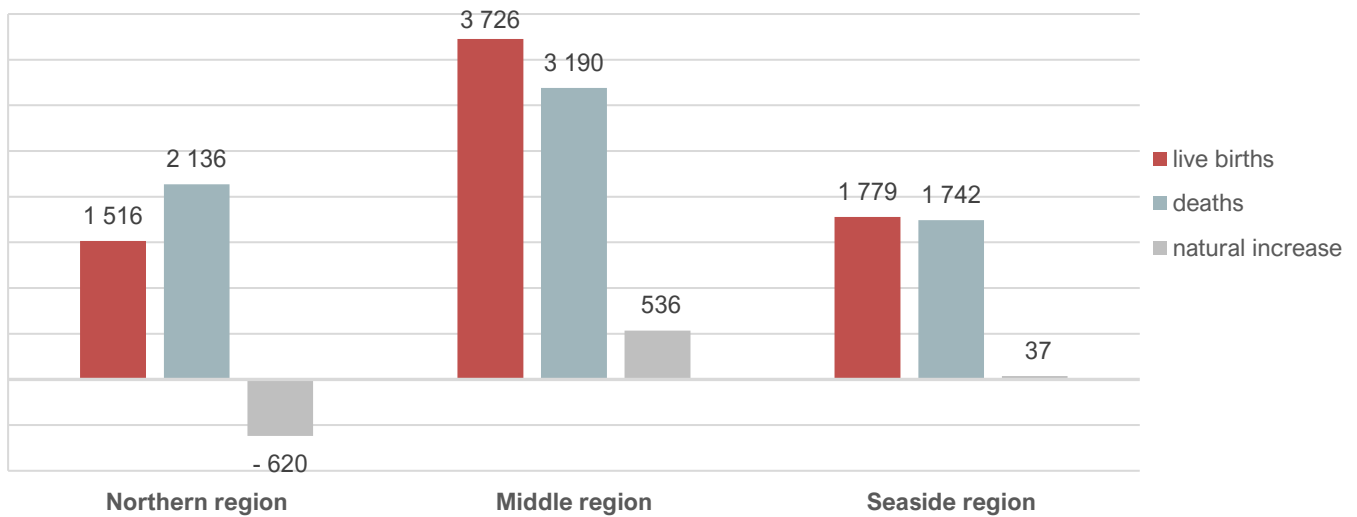
2022

The purpose of statistics on births and deaths is to collect the data necessary for the analysis of natural changes population in Montenegro and municipalities, births, fertility, mortality and other indicators. The aim of birth and death statistics is to describe natural population changes through the number of live births and deaths.

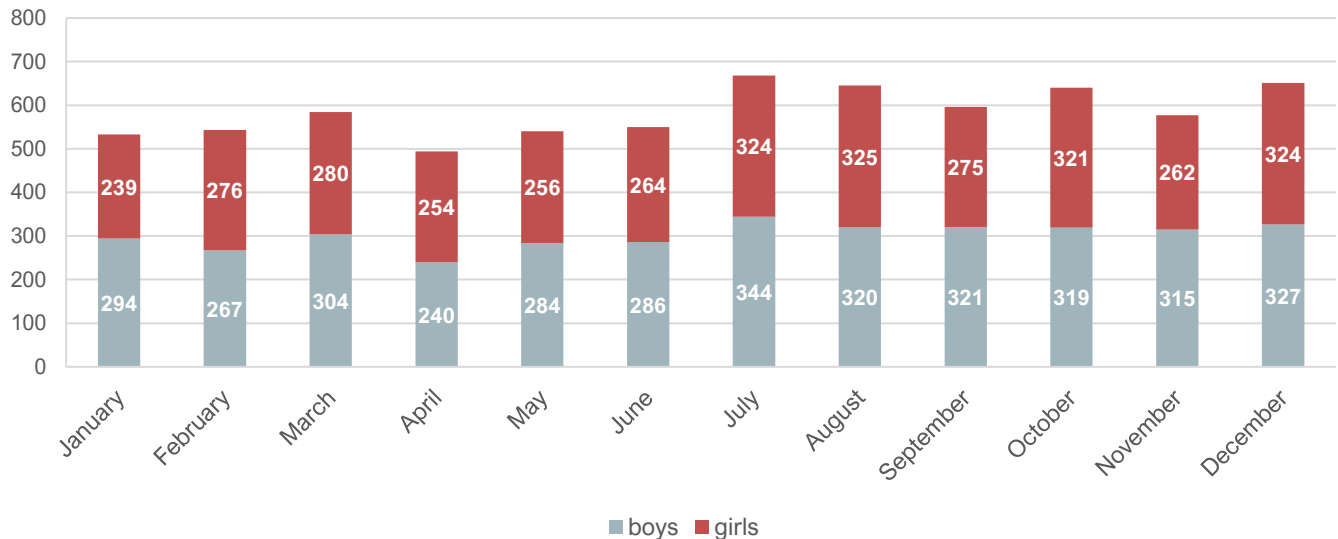
Graph 1. Vital statistics in Montenegro



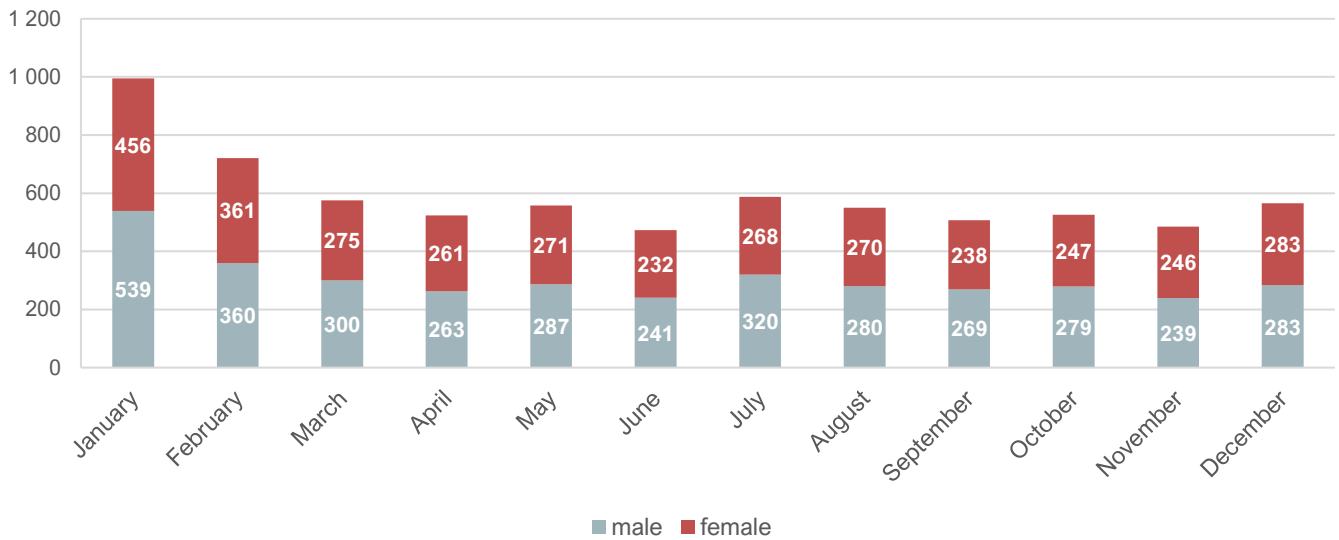
- In 2022 natural increase in Montenegro is negative and it is -47;
- In Montenegro in 2022 there were born 7 021 live births children, 3 621 or 51.6% are boys, and 3 400 or 48.4% are girls;
- In the same year there were dead 7 068 persons. From that number 3 660 are male, and 3 408 are female.

Graph 2. Live births, deaths and natural increase by regions

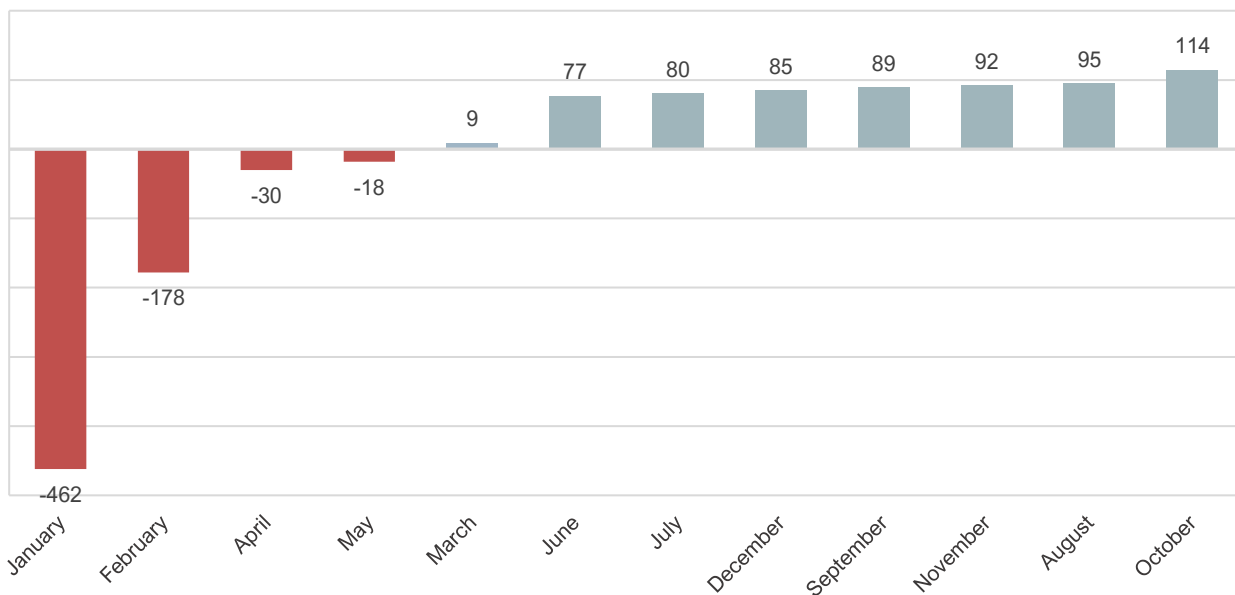
- Observed by region, the highest number of live births (3 726) and deaths (3 190) was in Middle region;
- In north region is recorded negative natural increase and it is -620. Positive natural increase is recorded in other two regions, and it is higher in Middle region and it is 536, while in seaside region it is 37.

Graph 3. Live births by sex and month of birth

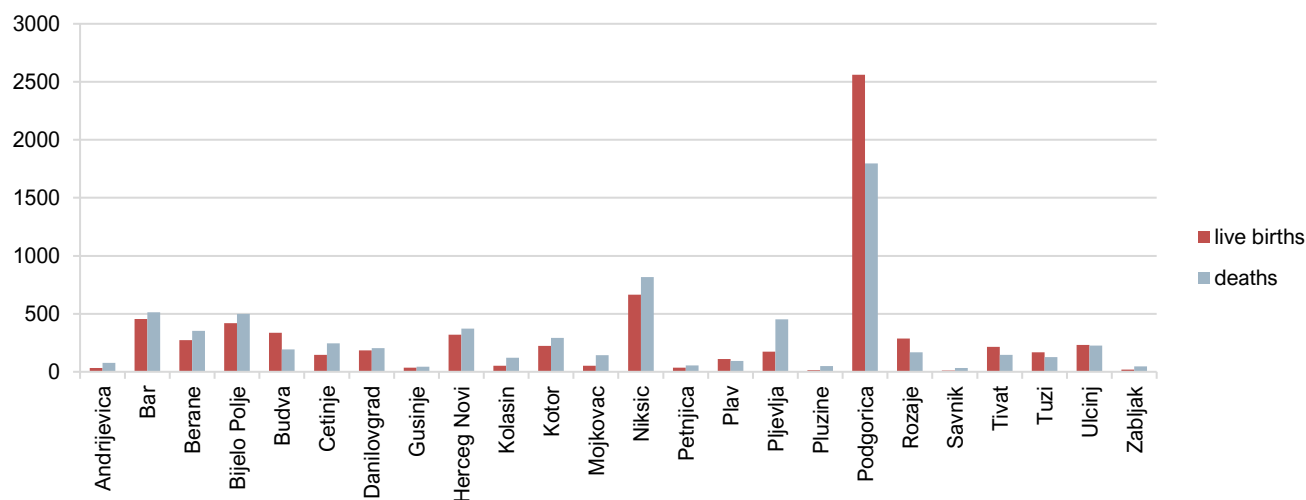
- The lowest number of live births is in April 494, from that number 240 were boys and 254 girls;
- The highest number of live births is in July 668, from that number 344 were boys and 324 girls.

Graph 4. Deaths by sex and month of death

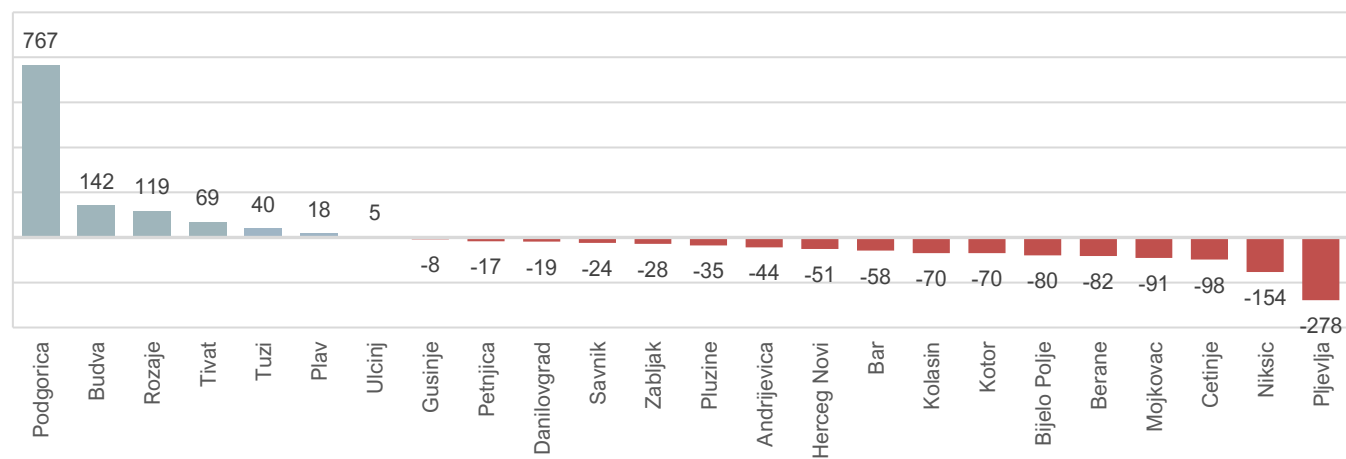
- The lowest number of deaths persons were in June 473, from that number 241 were male and 232 female;
- The highest number of deaths persons were in January 995, from that number 539 were male and 456 female.

Graph 5. Natural increases by months

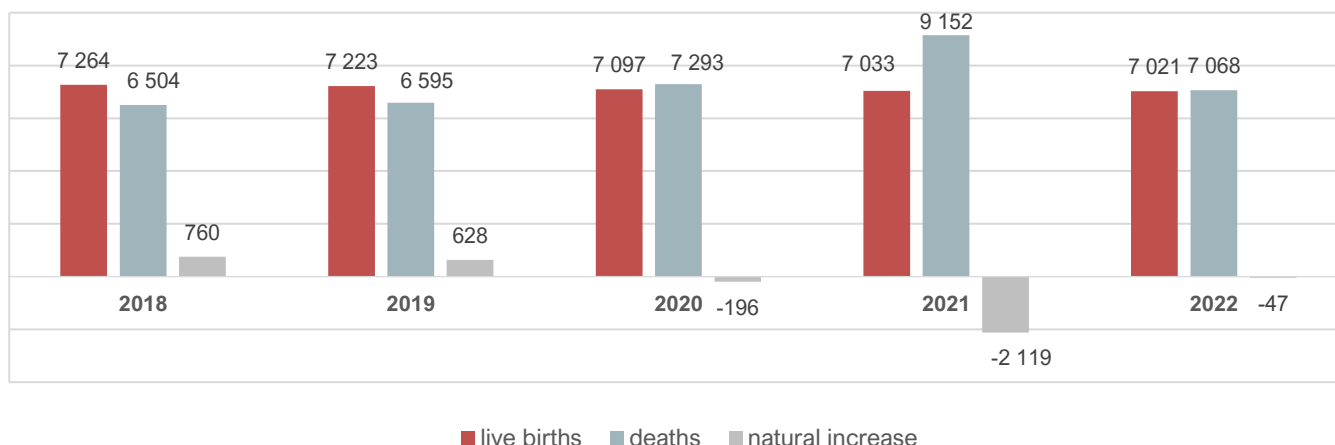
- The highest natural increase was in October and it was 114;
- The lowest natural increase was in January and it was -462.

Graph 6. Live births and deaths by municipalities

- The highest number of live birth children was recorded in Podgorica 2 562, that makes more than third (36.5%) of live births in Montenegro;
- The lowest number of live birth children was in Savnik 10;
- The highest number of death persons were in Podgorica 1 795, which is quarter (25.4%) of total number of deaths in Montenegro.

Graph 7. Natural increase by municipalities

- Natural increase is positive in 7, and negative in 17 municipalities;
- The highest natural increase were in Podgorica 767 and Budva 142;
- Pljevlja has lowest natural increase, -278.

Graph 8. Natural movement of population in Montenegro for the last five years

In the period 2018 – 2022:

- The highest number of live birth children was in 2018 and it was 7 264;
- The lowest number of live birth children was in 2022 and it was 7 021;
- The highest number of deaths persons, 9 152 was in 2021;
- The lowest number of deaths persons, 6 504 was in 2018;
- The highest natural increase was recorded in 2018 and it was 760;
- The lowest natural increase was recorded in 2021 and it was -2 119.

In the observed period, there is an evident decrease of natural increase from year to year. Negative natural increase at the level of Montenegro was first recorded in 2020 when it amounted to -196, which was recognized as the first year of the COVID-19 pandemic. During 2021, there was an increase in the number of deaths, which caused a raise on negative natural increase.

METHODOLOGICAL NOTES

Sources and methods of data collection

Producer of Statistics of birth and deaths is Statistical Office. Collected data are based on the agreement between Statistical Office of Montenegro and Ministry of the interior.

Coverage

Statistics of birth covers all live birth cases registered in Register of Birth, whose mothers have permanent or temporary residence in Montenegro. Statistics of deaths covers all deaths cases registered in Register of Death, who have permanent or temporary residence in Montenegro.

Definitions

Live births child is child who after birth, even if for short time shows signs of life (breathing, actually heart beating).

Dead is person where in any time after the birth all life signs stopped.

Natural increase is difference in number of live births and dead in certain period. Natural increase may be positive (number of live births is higher than number of deaths), negative (number of live births is less than number of deaths) or zero (number of live births equals to number of death).

Seaside region are municipalities: Bar, Budva, Herceg Novi, Kotor, Tivat and Ulcinj.

Middle region are: capital Podgorica, old capital Cetinje and municipalities Danilovgrad, Niksic and Tuzi.

Northern region are municipalities: Andrijevica, Berane, Bijelo Polje, Gusinje, Kolasin, Mojkovac, Petnjica, Plav, Pljevlja, Pluzine, Rozaje, Savnik and Zabljak.

When using the data, state:

"Data source: Statistical Office - MONSTAT"

More data, as well as detailed methodological notes can be found in the section: [Births](#) and [deaths](#)