

POPULATION PROJECTIONS FOR ALBANIA 2001-2021

Population and Housing Census 2001

This publication was made possible thanks to the financial support of the Swiss Development Cooperation and the Italian Cooperation, as well as to the combined contribution of individuals and their institutions:

Emira Galanxhi, INSTAT, Institute of Statistics of Albania
Ervin Shameti, INSTAT, Institute of Statistics of Albania
Estela Hajdinaj, INSTAT, Institute of Statistics of Albania
Enkelejda Shehi, ISI, Albanian Institute of Social Insurance
Patrick Festy, INED, Institut National d'Etudes Démographiques, Paris

INSTAT thanks Werner Haug of SFSO, the Swiss Federal Statistical Office, Janine Dahinden of SFM, the Swiss Forum for Migration and Population Studies, and Michelle Jouvenal of ISTAT, the Italian National Institute of Statistics, for their constant support. Particular thanks go to Sofia Barletta for the layout.

No part of this publication can be reproduced or transmitted in any form or by any means without the prior written permission of the copyright holder.

Copyright © INSTAT 2004



Instituti i Statistikës
Rr. Lek Dukagjini, Nr.5, Tirane
Tel: +355 4 222411/230484
Fax: +355 4 228300
E-mail: botim_difuzion@instat.gov.al
www.instat.gov.al

ISBN 99927-973-8-X

The production of the social research publications presents an important moment of the professional life of INSTAT.

The information collected during the Population and Housing Census of 2001, as well as the data of Living Standard Measurement Survey (LSMS) of 2002, were used as the main data sources to analyze phenomena's of the last decade such as emigration and internal movements, labor market situation, the impact these issues had on the lives of women and men in Albania, their living conditions and how the inequalities are distributed in basic sector of the everyday life. Those data were used also in the population projections for the years 2001-2002.

These research publications do represent a special instrument for the policy makers and different disciplinary stakeholders. They can be used to mainstreaming the poverty reduction, to minimize inequalities, to guide the investment funds in services and infrastructure, and to help the local authorities in designing of special strategies in favor of vulnerable groups. These publications will contribute to complete the information on millennium development goals (MDG) in Albania and they will bring new elements for the continuous monitoring of those indicators.

Without the direct collaboration of Albanians and foreigners experts these publications would not be accomplished. The research papers evidence the existence of a network composed by local researches, from public administrations agencies as well as universities, that do cooperate together in analyzing the social phenomena.

INSTAT take this opportunity to extend its thanks to Swiss Agency for Development and Cooperation and Italian Cooperation, which made all the efforts to support and coordinate the initiative for finalizing these research publications.

Milva Ekonomi

General Director

INTRODUCTION

1.	METHODS AND ASSUMPTIONS	9
1.1	Methods of projection	9
1.2	Assumptions on future levels and trends	11
1.2.1	Mortality	11
1.2.2	Fertility	12
1.2.3	Migration	14
1.3	Sets of population projections	17
1.4	Conclusion	17
2.	MAIN RESULTS AND ANALYSIS	27
2.1	Total population and its growth (2001-2021)	27
2.1.1	The Albanian population in 2021	27
2.1.2	The role of emigration, fertility and mortality	28
2.1.3	Population growth and its factors	30
2.1.4	Population and its future growth: an overview	31
2.2	Population by age	31
2.2.1	Population in large age groups	31
2.2.2	Age pyramids	32
2.2.3	Age-related specific issues	34
2.2.4	An overview of the future age composition	35
2.3	Population in the regions	35
2.3.1	Total population and population growth	35
2.3.2	Population by age	37
2.4	Making one's choice among the sets of projections	39
2.4.1	National population projections	39
2.4.2	Regional population projections	40
3.	POPULATION PROJECTIONS RESULTS (2001-2021)	41

TABLES AND FIGURES

Table 1:	Fertility indicators per district and region	14
Table 2:	Out migration risks by age and sex	16
Table 3:	Internal migration per district and region. Men	15
Table 4:	Internal migration per district and region. Women	16
Table 5:	Emigration rates per region in 2000-2001, by age in 2001	17
Table 6:	Age specific mortality rates. Projections Albania, by period	18
Table 7:	Survivors according to mortality tables. All-Albania and regional projections, by period.	20
Table 8:	Age specific fertility rates. Projections, Albania by year (2001-2010). Higher fertility	21
Table 9:	Age specific fertility rates. Projections Albania by year (2001-2010). Lower fertility	23
Table 10:	Age-specific fertility rates (*5) in the regions. Projections Albania, by period	25
Table 11:	Risk of emigration from the country and the regions. Projections Albania, by period	25
Table 12:	Albania Population projections. Total population	28
Table 13:	Regions of Albania population projections.Total population	36
Table 14:	Regions of Albania population projections. Distribution by large age group	38
Table 15:	Higher mortality – Higher fertility – No migration	41
Table 16:	Higher mortality – Lower fertility – Out - migration	57
Table 17:	Higher mortality – Lower fertility – Out migration (Migr; young adults)	73
Table 18:	Higher mortality – Lower fertility – No Migration	89
Table 19:	Higher mortality – Higher fertility – Out - migration	105
Table 20:	Lower mortality – Lower fertility – No migration	109
Table 21:	Lower mortality – Lower fertility – Out migration	113
Table 22:	Lower mortality – Higher fertility – No migration	117
Table 23:	Lower mortality – Higher fertility – Out migration	121
Table 24:	Regional projections	125
<hr/>		
Figure 1:	Mortality probability by sex and age, Albania 2000-2001 & Italy 1997	11
Figure 2:	Age specific fertility rates	13
Figure 3:	Albania population projections. Total population	29
Figure 4:	Albania population projections. Annual rates growth	29
Figure 5:	Albania population projections. Age structure	31
Figure 6:	Albania population projections. Age pyramids in 2021	33
Figure 7:	Albania population projections. Population at selected ages	34
Figure 8:	Regions of Albania population projections.Total population	36
Figure 9:	Regions of Albania population projections.Proportional age pyramids in 2001 and 2021	38

Population Projections for Albania

(2001 - 2021)

From 1950 to 1990, the Albanian population experienced decades of rapid population growth, although the pace of this growth has declined in a progressive way. The fertility rate – despite on the fall – was much higher than anywhere else in Europe, mortality rate was relatively favorable, in line with a Mediterranean-type pattern, exchanges with the foreign countries through migration were almost null and movements within the country were severely limited. It was (would have been) easy to forecast the future of the population by an extrapolation of ongoing trends at any stage of this smooth process.

The 1990s dramatically modified this picture. Fertility decline accelerated to levels much closer to the European standards, external migration has been massive and has strongly affected the age pyramid whereas internal migration has deeply modified the balance between the country's regions. The economic and political crisis emphasized further the existing trends, which are difficult to disentangle from the impact of one or another. The future – whatever that may be – is now much more uncertain than before.

Besides these difficulties, population projections remain highly reliable due to the inertia that characterises most demographic trends. In 2021, twenty years after the most recent Albanian census, one may estimate that some 70% of the population in the country at that time must have been already present and counted. There would be few uncertainties about this large nucleus of the future population and in particular, we will know for sure the age of these persons since they will all be twenty years older since the time the census was carried out.

This is crucial because age is a basic indicator for the personal needs societies must try to satisfy. Children and adolescents must receive education through schools and teachers; young adults look for a job on the labour market, and then housing when they form couples and eventually families; the elderly need health professionals support and care provided by their kin, the state or private companies, etc. The anticipated number of young children will provide a precious indicator of the emphasis that should be given to school equipments. The forecasts on the number of active persons who reach retirement age will facilitate estimates about the funds needed for the pension system, etc.

Population projections offer a basic tool for social and economic planning. In the following pages, the user will find information on possible trends in the population of Albania till 2021, by sex, age and region. The method we have designed and the assumptions we have chosen are described in the first part, the main results are presented and analysed in the second part, whereas all the figures are published in the third part.

The future population of Albania is not described in a unique forecast that would give the false and comfortable feeling of certainty. A diversity of future trends is proposed, among which three will be given some priority. They reveal nearly inevitable trends of demographic growth and ageing, but their multiplicity reminds the reader that the future is still insecure.

Methods and assumptions

1.1 Methods of projection

The number of inhabitants is modified each year by population movements. Persons who die and those who emigrate all contribute to the reduction of the population whereas new-borns and immigrants lead towards its growth.

The number of deaths in a year depends simultaneously on population size and mortality risk. Exposed to similar health conditions, a larger population experiences more deaths than a smaller one. But sanitary conditions also play a part: deaths are more numerous when these conditions are bad rather than good. The very role of demographic analysis is to identify the impact of the two factors through the calculation of mortality risks: the ratio of the number of deaths to the number of inhabitants.

One calculates in the same way also the risk posed by emigration: the ratio of the number of emigrants to the number of inhabitants. By nature, these ratios are “independent from population size”. They can be compared from one country to another; they measure then differences in behaviours regarding emigration or the differences in health conditions.

In the case of births the situation is slightly trickier. What meaning could be given to the ratio of births to the population? Persons who are now living may die or emigrate next year;

Population projections are not a scientific exercise like all others. Our task is not to make a prediction for the future, but to assess the number of the population of Albania if certain assumptions are fulfilled. The methods of calculation are simple and robust. Demographic and socio-economic analyses are fundamental in the identification of the most likely assumptions but there are also some subjective guesses in this choice.

they will not be born next year. Turning around the difficulty, we may assume that women who deliver a child are (approximately) as numerous as the new-borns, then we relate the number of these women to number of all those likely to become pregnant (say women aged 15-50), calculating thus the fertility rates. Fertility rates are higher when women on an average have more children.

Similar difficulties result from immigrants: persons now present will not be newcomers next year. Dividing the number of migrants entering Tirana by the number of people already in the capital does not measure anything comparable to mortality risks or even fertility rates. Apart from this case, demographic analysis has identified the number of deaths and of emigrants out of the population size on one hand, and the rates or risks on the other.

Population projections put things upside down in order to calculate the future number of births,



deaths, and emigrants on the basis of information on the population size on the one hand and a prognosis of the rates or risks, on the other.

The question of migration needs a specific treatment: in Albania in the years to come, we will face the problem of internal migration, i.e. persons leaving one place for another one inside the country. We will make the simplifying assumption that emigrants from any district are immigrants in Durrës or Tirana districts and we will calculate the number of emigrants to get that of immigrants.

Calculations are conducted on an annual basis for the whole country (every five year for the regions), starting from the last census date, where the present population for the whole country is known disaggregated by districts, sex, age and, if needed, by a lot of other characteristics. For convenience's sake, the number of inhabitants has been calculated as of the 1st of January 2001 (by sex, age and district) to be the actual departure point. Afterwards it is moved forward in two steps:

1. The present population of each age (and sex) gets one year older and drops the persons that died and emigrated, according to the mortality and emigration rates ;
2. Newborn boys and girls in the current year are added, except for those who died or emigrated in their first year before the 1st of January 2002. They are calculated on the basis of fertility rates and the number of women in fertile ages on one hand and infant mortality and emigration rates, on the other.

In the districts of Durrës and Tirana, another step is undertaken adding the persons who have migrated from other districts of the country.

This two-step operation (three for Durrës and

Tirana) is repeated until the 1st of January 2021.

Projections have been prepared for the whole country and at the regional level. Districts are too many (36) and their population is too small for projections to be conducted at this level. We have constituted four groups of districts on the basis of their demographic dynamics from 1989 to 2001. We have relied on population growth between the two last censuses, the estimated flows of internal migration (from information on residential changes since the previous census) and indicators of fertility rates (from the ratios of the number of young children to that of mothers in reproductive ages). Neighboring districts have been chosen to delineate Northern, Southern and Central regions; Durrës and Tirana districts have been singled out from the Central region. The composition of the regions can be seen at the Table 1 page 14

In the North, fertility is higher than the average and internal emigration is massive. In the remaining part of the country, fertility is slightly below national average, slightly lower in the South than in the Centre; there is internal migration from the South, emigration to Durrës and Tirana and a balance between those who come and those who leave in the remaining part of the Centre. We have ignored emigration to foreign countries in the regional projections, because most of our knowledge of emigration in the 1990s - thanks to the last census - is probably irrelevant for the present and the future.

1.2 Assumptions on future levels and trends

The crucial point in the projection process is the prognosis on future mortality and emigration risks, as well as fertility rates.

We need to take into account age- and sex-specific mortality and emigration risks in order to obtain the future numbers of deaths and emigrants by age and sex and, by subtracting from the initial population, the number of inhabitants still present at the end of the year, i.e. neither dead nor emigrated (in the case of regional projections, five-year age group coefficients instead annual ones are sufficient).

Fertility rates are classically calculated for women. Single years of age are not actually needed, since the details of future births by the age of mothers is not necessary, only the total and the gender distinction are the convenient tools.

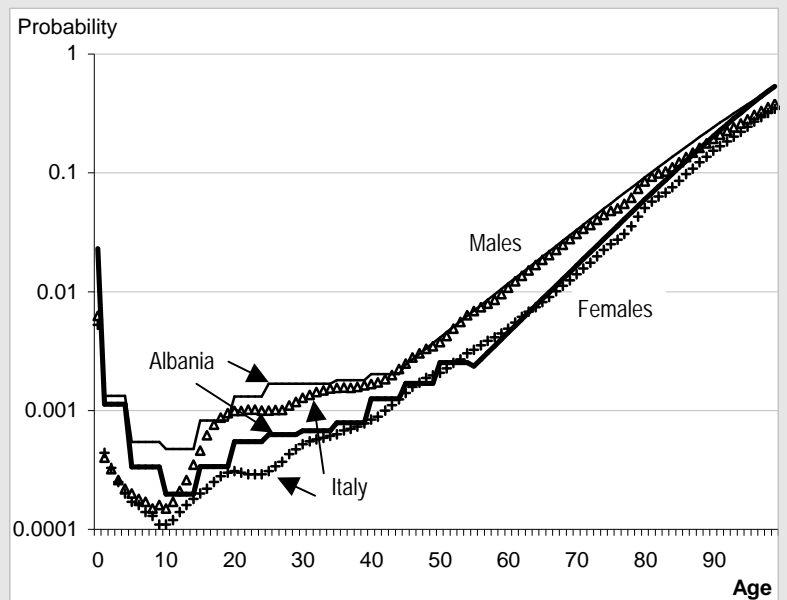
The basis for the prognosis on mortality, emigration and fertility are the recent indicators and, if possible, the trends of the last decades. Extrapolation into the future is guided by knowledge of the past, information from neighbouring countries ... and common sense.

1.2.1 Mortality

Mortality rates in 2000-2001 have been calculated for the whole country by sex and five-year age groups. Life expectancy at birth is 72.1 years (males) and 78.6 years (females).

At any age, the mortality rate is higher for males than females but the incidence of age is similar for both sexes. Mortality declines till the age of 10-14 and it rises continuously afterwards. Most mortality rates below the age of 40 are less than 1 per 1000; by age 80-84, they are 100 times higher, about 1 per 10. For a graphic representation of the rates to be readable, it is

Figure 1. Mortality probability by sex and age, Albania 2000-2001 & Italy 1997



necessary to use a logarithmic scale that magnifies the lower values and minimises the higher ones. On such a graphic, the risks at ages over 45 for men and 55 for women are on a straight line, in agreement with a “universal” observation whereas coefficients grow with age at a constant rate.

This result makes the Albanian data on higher ages more reliable. It is also open to the use of the convenient method of transforming five-year rates into single-year ones through interpolation.

Compared to the mortality rate in Italy (1997), the risks at each age starting from 45 are similar in the two countries. This confirms a result already evidenced by Arjan Gjonça on the mortality tables for previous periods: mortality at higher ages is as favourable in Albania as it is in other Mediterranean countries, despite a large gap in economic development. A major reason could be the type of diet shared by these countries, which seems to favour longevity.

Differences are concentrated in the lower ages, where mortality is higher in Albania than Italy.



Moreover, the validity of the data at younger ages is questionable. A recent survey in Albania points to 23 deaths out of 1000 new-borns before reaching the age of one, twice as high as results gained from the registration of live births. We have introduced the survey data into our calculations instead of the “official” one. We have differentiated infant mortality between boys and girls, in the line with the infant deaths registered in Albania for the years 1997-2001 resulting in the rates of 20 per thousand for girls and 26 for boys.

For younger children, mortality rates are four times higher in Albania than in Italy (infant mortality in Italy is 5 per 1000 new-born girls and 6 per 1000 new-born boys, against an estimate of 20 and 26 per 1000 in Albania). With age increasing, the relative gap between the two countries diminishes and disappears around the age of 45.

For the future, our first assumption (HM: higher mortality) is that mortality risks in Albania, already very favourable, will remain constant till 2021. In the second one (LM: lower mortality), we assume that the present gap with Italy will disappear in two decades from 2001-2005 to 2021-2025, so that by the latter period the Albanian mortality rate will have reached the present Italian level. Two thirds of the gaps are supposed to be filled in the first decade and the remaining third in the second one.

For instance, infant mortality will be halved from 2001-2005 to 2011-2016 (from 23 to 11 p. 1000) and again from 2011-2015 to 2021-2025 (from 11 to 6 p.100). Changes over 45 years are limited since mortality rates in Albania and in Italy are not very different. The future mortality rates (whole country) are found in table 6.

Mortality in the districts has not been documented so far. We have considered that these rates are similar in the four regions, without any harmful consequences for the accuracy of the projections. Mortality tables used in the regional projections are found in table 7; they are

but an abridged version of those used on a national level.

1.2.2 Fertility

Age-specific fertility rates are summarized by their total, which indicates the average number of live born children women would have if they all remained alive in the country till the end of their fertile ages (i.e. from age 15 to 50).

In the most recent period (2001), fertility rate is as low as 2.31 children per woman. The decline has been remarkable since 1960 where levels were as high as 6.85 children per woman. Decrease has maintained a rapid pace in the last decade: from the mid 90s to 2001, fertility rate, though already moderate, has dropped by 12%.

During its transition from high to low levels, fertility rate has diminished at all ages, the steeper the decline, the higher the mothers' age. Fertility rate at ages 40-44 has declined by 95% from 1960 to 2001; at ages 25-29, the drop has “only” been by half. It is a classical pattern during this stage: the largest families, with last children born late, being affected first, before the movement extends to medium- then small-sized families.

The countries that are more advanced on their way towards lower fertility like neighboring Macedonia with 1.89 children per woman in 2001, exhibit prolonged similar trends. Rates at 40-44 years are 50% below those in Albania, while those at 25-29 years are “only” 10% less. The same mechanism is still at work (Figure 2).

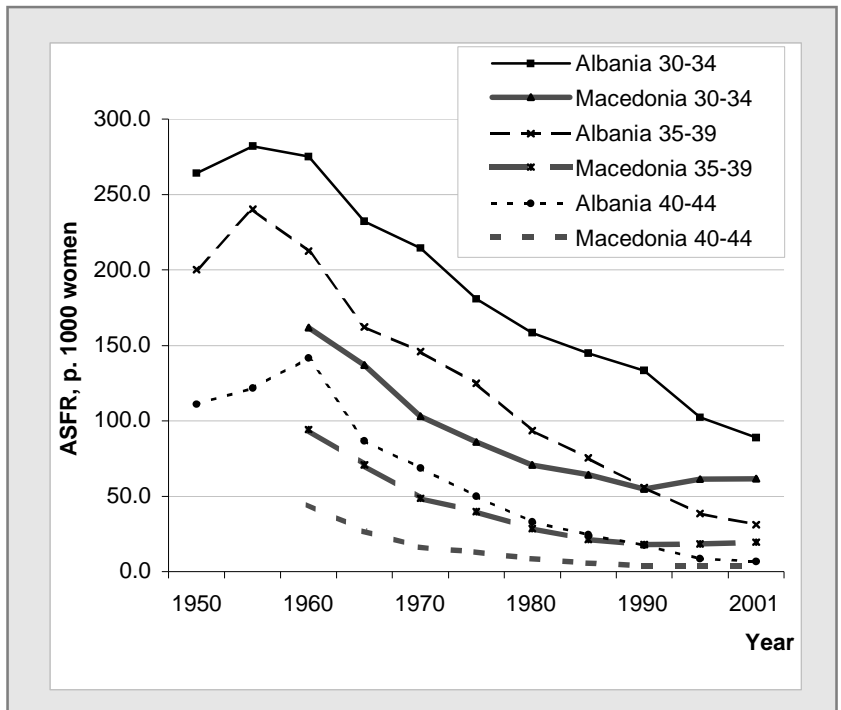
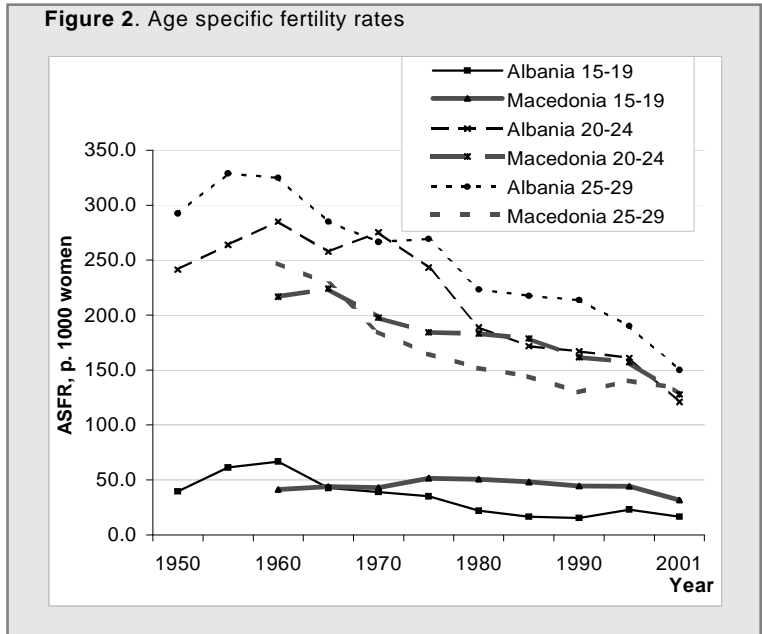
If we extend the overview of fertility trends and levels to the whole Europe, we can see more clearly the peculiarities of the Albanian situation. Total fertility rate in 2001 (2.31 births per woman) is the highest on the continent, with only Iceland having an over 2-birth threshold. But Albania is also the country with the most

rapid fertility decline in the last decades, together with a few newly independent countries in Caucasus like Azerbaijan. Given the still relatively high fertility rate in the country and the pace of the ongoing decline, there is hardly any doubt that fertility in Albania will go on decreasing in the future decades. The open question is that related to the depth and speed of the decline in the coming years.

The fertility rate decline in Western Europe since the 1960s has been paralleled by major transformations in family formation (later marriages, more divorces, development of informal unions). This complex process has been referred to changes in values (individualization, secularization, increased education), which include changes in the gender roles. In Eastern Europe after the collapse of communism, fertility rate has decreased dramatically, a phenomenon which some researchers explain by similar mechanisms and others by the material difficulties experienced during the transition to market economies.

At the junction of the two movements, Albania and the Balkans are surrounded by some of the countries with the lowest fertility rates like Italy in the West or Bulgaria in the East, with less than 1.3 births per woman.

The uncertainty about future fertility trends is great, considering the still relatively high level of fertility in Albania by European standards, and the forces in the region, which account for very low fertility rates. **In the projections for the whole country, we assume that fertility will go on declining linearly in the next two decades towards averages as high as 1.8 or as low as 1.4 alive born children per woman in 2021.** Rates are supposed to be distributed by mothers' age as in 2001. For convenience, single years of age are used in the national projections. The resulting estimates of fertility rates to be used in the national projections are provided in Table 8 and 9.



Fertility rates differ according to regions. The last census offered a good basis for an estimate of fertility by district in the five preceding years. The average for the whole country was 2.47 children per woman and the results in the Centre (including Tirana and Durrës) were not much different (2.42). Fertility rate was much higher in the North (3.26) and low the South (2.28) (Table 1). **We assume that national fertility will tend to be 1.8 births per woman and that the relative levels in the three groups will**



Table 1. Fertility indicators per district and region

Country, district, region	Census 2001			Total fertility rate 1995-2001
	Children 0-4	Women 20-49	Child-woman ratio	Live born children per woman
	(Number)	(Number)	(Percent)	
ALBANIA	269809	643929	41,90	2,47
Bulqize	4773	8444	56,53	3,33
Diber	9521	16574	57,45	3,39
Has	2464	3681	66,94	3,95
Kukes	7755	12233	63,39	3,74
Mat	6124	12564	48,74	2,87
Mirdite	3485	7702	45,25	2,67
Puke	3655	6705	54,51	3,21
Tropoje	2873	5667	50,70	2,99
Region North	40650	73570	55,25	3,26
Durres	15194	39328	38,63	2,28
Elbasan	20455	46927	43,59	2,57
Gramsh	3282	7158	45,85	2,70
Kavaje	6928	17379	39,86	2,35
Kruje	6406	13285	48,22	2,84
Kurbin	5490	11663	47,07	2,77
Lezhe	5843	14381	40,63	2,40
Librazhd	7143	14127	50,56	2,98
Lushnje	12010	30794	39,00	2,30
Malesi e Madhe	3482	7403	47,03	2,77
Peqin	3304	6869	48,10	2,84
Shkoder	16446	38724	42,47	2,50
Tirane	42546	113828	37,38	2,20
Region Centre	148529	361866	41,05	2,42
Berat	10851	27013	40,17	2,37
Delvine	721	1921	37,53	2,21
Devoll	2724	7099	38,37	2,26
Fier	16725	42349	39,49	2,33
Gjrokastr	4017	11269	35,65	2,10
Kolonje	1154	3547	32,53	1,92
Korce	10443	29755	35,10	2,07
Kucove	2926	7817	37,43	2,21
Mallakaster	3675	8042	45,70	2,69
Permet	1722	5210	33,05	1,95
Pogradec	6253	14536	43,02	2,54
Sarande	2654	6821	38,91	2,29
Skrapar	2204	6253	35,25	2,08
Tepelene	2535	6397	39,63	2,34
Vlore	12026	30464	39,48	2,33
Region South	80630	208493	38,67	2,28

Note: The total fertility rate estimate for the country in 1995-2001 has been distributed by district and region proportionally to the child-woman ratios in 2001.

not be altered, with proportional declines throughout the country. The future fertility rates for the regions are found in Table 10.

1.2.3 Migration

In the 1990s, Albania experienced two radically new phenomena: a massive emigration to foreign countries and an intense migration between the districts. Both of them were documented by census data, though only indirectly for the former, which led to the non-enumeration of absent persons. In this case, an estimate must be made of persons that would have been enumerated in Albania if no external migration had occurred (i.e. if the population of the country had only been affected by mortality and fertility), this hypothetical population being compared to the actual one for the purpose of estimating emigration. The estimate is global, covering the whole period of calculation: in Albania, it is the period 1989-2001 between the two censuses.

It is much simpler in the case of internal migration, since persons who have left a district for another can be identified, traced in their new district and numbered. In Albania, two such calculations have been made in the case of those who have moved since the previous census (1989-2001) and those who migrated in the year preceding the census (2000-2001).

External migrants have been estimated to be some 0.6 million in twelve years, i.e. some 50,000 per year, but with important changes from year to year. After a peak in the late 90s, emigration is said to have declined, but little or nothing is known about its present level.

For the purpose of projections, we make two assumptions: in the future, external migration will be null or about 15,000 emigrants per year. For convenience, we reformulate the latter: 0.5 per cent of the population will emigrate each year, i.e. some 15,000 emigrants when the number of inhabitants is about 3 mil-

lion, like in 2001, slightly more or slightly less, depending on future population trends.

For various reasons, it could be considered unrealistic to imagine a zero emigration in future Albania. Nevertheless, we have considered important to fully develop a scenario without emigration, because it is highly relevant for policy makers. If these people wish to prevent Albania being population-drained, they must know how many adults will need a job in the years to come, how many children will need a school, etc. This is precisely what a no migration population projection will reveal.

Sex and age distribution of the future migrants is equally difficult to guess in the absence of recent data on out-flows. We may rely on two pieces of information, partly contradictory. Emigrants during the decade of political, economic and financial turmoil were predominantly young adults, males more than females, together with their young children, if any. The year before the last census (2000-2001), internal migrants were almost equally balanced between males and females and between the various age groups (see just below). On the basis of these two observations, we have made two assumptions concerning the future out-migrations:

- a neutral one, where future emigrants are distributed by sex and age the way the whole population is. In practice the 0.5 per cent assumption concerning the total number of emigrants will also be valid for male and female emigrants of each age. It will be our reference assumption, but an eye will be kept on a second one to appreciate a possible impact of emigration on age structure;

- an age and sex specific assumption, adult emigration being limited to the 20-49 age bracket, with a dominance of the youngest adults over older ones and a dominance of males over females. Emigration of children is supposed to be associated to that of their mothers. In practice the 0.5% assumption concern-

Table 3. Internal migration per district and region. Male

District, region	Migration 2000-2001			Migration 1989-2001		
	Population 2000 [*]	Net migration	Risk (%) / pop. 2000	Population 1989 [*]	Net migration	Risk (%) / pop. 1989
Bulqize	21598	-477	-2,31	17433	-2297	-13,18
Diber	43789	-1149	-2,77	45844	-15125	-32,99
Has	10051	-340	-3,63	8133	-1650	-20,29
Kukes	31591	-398	-1,29	35262	-13186	-37,39
Mat	29960	-200	-0,68	28745	-6446	-22,42
Mirdite	18470	-449	-2,56	18833	-5280	-28,04
Puke	17824	-518	-3,09	19565	-6984	-35,70
Tropoje	14051	-222	-1,63	16622	-6547	-39,39
Total North	187334	-3753	-2,09	190437	-57515	-30,20
Durres	81074	2255	2,63	48367	18827	38,93
Elbasan	108312	34	0,03	84471	165	0,20
Gramsh	18751	-542	-3,07	18201	-4591	-25,22
Kavaje	35221	-30	-0,09	26071	-71	-0,27
Kruje	30768	15	0,05	23148	129	0,56
Kurbin	25535	135	0,52	17805	1761	9,89
Lezhe	31832	91	0,28	21842	2852	13,06
Librazhd	36811	-462	-1,29	31704	-4356	-13,74
Lushnje	69186	415	0,59	52768	2475	4,69
Malesi e Madhe	18225	-498	-2,89	13818	-739	-5,35
Peqin	16549	-296	-1,85	12967	-915	-7,06
Shkoder	88310	221	0,25	69020	11	0,02
Tirane	239767	6040	2,40	137406	64739	47,12
Total Centre	800341	7378	0,91	557588	80287	14,40
Durres/Tirana	320841	8295	2,46	185773	83566	44,98
Remain Centre	479500	-917	-0,19	371815	-3279	-0,88
Berat	66944	-2257	-3,62	55867	-5969	-10,68
Delvine	5393	-75	-1,43	4553	-81	-1,78
Devoll	17105	-137	-0,81	14762	-820	-5,55
Fier	96689	-226	-0,23	76901	-1277	-1,66
Gjirokaster	26067	273	1,03	21542	215	1,00
Kolonje	9059	-299	-3,53	9062	-2058	-22,71
Korce	70147	-189	-0,27	62397	-4772	-7,65
Kucove	17139	-37	-0,22	13021	566	4,35
Mallakaster	19201	214	1,09	13890	1563	11,25
Permet	13251	-287	-2,26	13469	-3045	-22,61
Pogradec	34866	-12	-0,03	29174	-1590	-5,45
Sarande	17009	111	0,64	12672	1509	11,91
Skrapar	15174	-244	-1,66	17198	-5240	-30,47
Tepelene	17276	-658	-4,12	16919	-4257	-25,16
Vlore	69338	198	0,28	53351	2484	4,66
Total South	494658	-3625	-0,74	414778	-22772	-5,49

^{*}) Population enumerated in 2001 according to place of residence 12 months or twelve years earlier

ing the total number of emigrants each year will be associated to the following emigration probabilities (see the table 2):

In the year preceding the last census, the North-



Table 4. Internal migration per district and region. Female

District, regions	Migration 2000-2001			Migration 1989-2001		
	Population 2000 [*]	Migration	Risk (%) / pop. 2000	Population 1989 [*]	Migration	Risk (%) / pop. 1989
Bulqize	21843	-438	-2,09	17498	-1891	-10,81
Diber	43291	-1247	-3,06	45557	-15014	-32,96
Has	10397	-362	-3,74	8427	-1518	-18,01
Kukes	31375	-379	-1,24	35221	-12820	-36,40
Mat	30303	-223	-0,75	29587	-6629	-22,41
Mirdite	19365	-441	-2,39	19822	-5423	-27,36
Puke	17662	-535	-3,22	19203	-6633	-34,54
Tropoje	14005	-209	-1,54	16876	-6418	-38,03
Total North	188241	-3834	-2,12	192191	-56346	-29,32
Durres	86193	2220	2,45	54198	18771	34,63
Elbasan	106571	-9	-0,01	84413	-439	-0,52
Gramsh	18120	-517	-3,03	17448	-4340	-24,87
Kavaje	41489	-122	-0,30	32982	-523	-1,59
Kruje	30858	35	0,11	23918	-156	-0,65
Kurbin	26445	156	0,58	18545	2121	11,44
Lezhe	33538	91	0,27	23838	2721	11,41
Librazhd	35314	-399	-1,16	31043	-4713	-15,18
Lushnje	69071	299	0,43	53304	2234	4,19
Malesi e Madhe	19441	-504	-2,73	15127	-761	-5,03
Peqin	16676	-309	-1,92	12902	-689	-5,34
Shkoder	91178	216	0,24	73376	-487	-0,66
Tirane	240095	6144	2,43	140161	66080	47,15
Total Center	814989	7301	0,88	581255	79819	13,73
Durres/Tiranë	326288	8364	2,44	194359	84851	43,66
Remain Centre	488701	-1063	-0,22	386896	-5032	-1,30
Berat	65287	-2054	-3,36	55061	-6273	-11,39
Delvine	5249	-80	-1,57	4420	-119	-2,69
Devoll	16854	-106	-0,64	14231	-366	-2,57
Fier	98499	-363	-0,37	79702	-1614	-2,03
Gjirokaster	26025	216	0,82	21519	283	1,32
Kolonje	8830	-281	-3,40	8713	-1888	-21,67
Korce	69570	-100	-0,14	62152	-4516	-7,27
Kucove	17306	13	0,08	13202	836	6,33
Mallakaster	18323	192	1,03	13382	1426	10,66
Permet	13065	-293	-2,35	13370	-3073	-22,98
Pogradec	33857	-37	-0,11	28299	-1585	-5,60
Sarande	16563	103	0,61	12556	1293	10,30
Skrapar	14971	-279	-1,94	17004	-5336	-31,38
Tepelene	16898	-623	-3,98	17126	-4535	-26,48
Vlore	72202	225	0,31	56856	1994	3,51
Total S	493499	-3467	-0,71	417593	-23473	-5,62

^{*}) Population enumerated in 2001 according to place of residence 12 months or twelve years earlier

Table 2. Out migration risks by age and sex

Age groups	Male	Female
0-9 years	0.70%	0.70%
10-19 years	0.30%	0.30%
20-29 years	1.50%	0.90%
30-39 years	0.75%	0.45%
40-49 years	0.40%	0.25%
50+ years	0.00%	0.00%

ern zone had lost 2.1 % of its inhabitants who had settled elsewhere in Albania. It was three times less in the South (0.7%) and hardly perceptible in the Centre (0.2%, without Tirana and Durrës). On the contrary, the Tirana and Durrës districts had gained more than 16,000 inhabitants. (Tables 3 and 4)

In the twelve years between the two censuses, the total flows were of course more intense, due to the length of the period, but the ranking of the regions was similar: heavy losses in the North, moderate in the South and very limited in the Centre; important gains in Tirana and Durrës. There is much stability in the orientation of the flows.

For the future, we assume that probabilities to leave each of the three regions will remain at their most recent level (2000-2001). Losses in the three regions will result in equal numbers of inhabitants gained in Tirana and Durrës.

The departures from the three regions in 2000-2001 were well balanced between men and women. More surprisingly, probabilities of departure were almost equal at all ages, at least till 60 years; they were only slightly less at older ages. Migration was of a family type, with departures not of individuals, but of larger groups: parents with children and their own parents (Table 5).

Simplicity and reality being in agreement, we assume that probabilities of internal emigration measured in 2000-2001 in each region (2.1% in the North, 0.7 in the South and 0.2% in the Centre) are equally valid for men and women and for each age.

Internal migration only affects the regional balance of the population in Albania; it has no impact on the total population of the country and it is not included in population projections for the whole country. But the reverse is not true for external migration, which affects the total population and which may have a differential impact on the various regions. In the nineties, massive emigration to foreign countries hit the South more than the North.

We have no such information for the current flows that could be extended into the future. **Consequently, projections in the region combine an assumption of internal migration maintained at its 2000-2001 level and no external migration. The assumption of some 15,000 out migrants is not taken into consideration at regional level.**

1.3 Sets of population projections

At national level, there are two mortality rate assumptions (mortality rates remain constant at their 2000-2001 level, or decline slowly towards more favorable figures); they are combined with two fertility assumptions (fertility decreases to 1.8 or 1.4 alive born children per woman) and two external migration assumptions (migrants each year are zero or 0.5% of the population).

It results in eight sets of projections, which combine constant mortality risks (1) or declining ones (2) with:

- a) Relatively low fertility (1.4 children) and no emigration;
- b) Relatively low fertility and 0.5% emigration;
- c) Relatively high fertility (1.8 children) and no emigration abroad;
- d) Relatively high fertility and 0.5% emigration.

At the regional level, the mortality assumption is unique and the same for the different regions (mortality rates are constant at their 2000-2001 level and similar to the ones in the national projection). There is one fertility assumption

Table 5. Emigration rates per region in 2000-2001, by age in 2001

Region	Age groups			
	0-14 years	15-39 years	40-59 years	60+ years
North	2.23%	2.06%	2.04%	1.50%
Centre	0.16%	0.21%	0.26%	0.20%
South	0.75%	0.74%	0.75%	0.57%

*) Tirana and Durrës districts excluded

tion with national rates declining to 1.8 births per woman, but introducing regional differentiation. There is one migration assumption combining no emigration abroad and internal migration, reproducing the 2000-2001 patterns. It results in a single set of projections

National projections provide details by sex and single year of age for each year. In the regional projections, the results are issued every five years and sex and five-years age groups classify the population.

1.4 Conclusion

Population projections are the result of a rather mechanical procedure, which has been briefly described in the first pages of this part and which we have put in an Excel format for an easy semi-automatic manipulation by the people in charge of running the projections.

The key issue is the choice of assumptions, based on the analysis of past trends in mortality, fertility and migration rates and their extension into the future. We have summarized here the choices we have made for the national and regional projections. We have avoided the resort to a single hypothesis, which could be interpreted as a certainty about the future. Other assumptions can be envisaged if some users wish so or if new information on mortality, fertility or migration trends identify unexpected paths and require the revisions of the calculations during the period of projection. The flexibility of the engine we have designed makes it



Table 6 Age specific mortality rates. Projections Albania, by period

Age	2001-2005		2006-2010		2011-2015		2016-2020	
	Men	Women	Men	Women	Men	Women	Men	Women
0	0,02600	0,02000	0,01948	0,01514	0,01297	0,01028	0,00961	0,00777
1	0,00177	0,00162	0,00132	0,00123	0,00087	0,00084	0,00063	0,00064
2	0,00142	0,00122	0,00106	0,00093	0,00069	0,00063	0,00051	0,00048
3	0,00115	0,00092	0,00086	0,00070	0,00056	0,00048	0,00041	0,00036
4	0,00097	0,00074	0,00073	0,00056	0,00048	0,00038	0,00035	0,00029
5	0,00063	0,00040	0,00049	0,00033	0,00035	0,00025	0,00027	0,00021
6	0,00057	0,00038	0,00044	0,00031	0,00031	0,00023	0,00025	0,00020
7	0,00054	0,00033	0,00041	0,00027	0,00029	0,00020	0,00023	0,00017
8	0,00047	0,00031	0,00037	0,00025	0,00026	0,00019	0,00020	0,00016
9	0,00050	0,00026	0,00039	0,00021	0,00028	0,00016	0,00022	0,00014
10	0,00031	0,00015	0,00026	0,00014	0,00021	0,00012	0,00018	0,00012
11	0,00035	0,00017	0,00029	0,00015	0,00023	0,00014	0,00020	0,00013
12	0,00044	0,00020	0,00036	0,00018	0,00029	0,00016	0,00025	0,00015
13	0,00054	0,00022	0,00045	0,00020	0,00036	0,00018	0,00031	0,00017
14	0,00073	0,00025	0,00060	0,00023	0,00048	0,00020	0,00041	0,00019
15	0,00052	0,00027	0,00050	0,00025	0,00048	0,00022	0,00047	0,00021
16	0,00069	0,00030	0,00067	0,00027	0,00065	0,00025	0,00063	0,00023
17	0,00085	0,00034	0,00082	0,00031	0,00079	0,00028	0,00078	0,00027
18	0,00097	0,00038	0,00094	0,00035	0,00091	0,00031	0,00089	0,00030
19	0,00106	0,00041	0,00103	0,00037	0,00099	0,00034	0,00097	0,00032
20	0,00129	0,00057	0,00119	0,00049	0,00109	0,00040	0,00104	0,00035
21	0,00129	0,00056	0,00119	0,00047	0,00109	0,00039	0,00104	0,00034
22	0,00133	0,00054	0,00123	0,00046	0,00113	0,00037	0,00107	0,00033
23	0,00133	0,00054	0,00123	0,00046	0,00113	0,00037	0,00107	0,00033
24	0,00130	0,00054	0,00120	0,00046	0,00110	0,00037	0,00105	0,00033
25	0,00158	0,00051	0,00139	0,00044	0,00120	0,00038	0,00110	0,00034
26	0,00160	0,00055	0,00140	0,00048	0,00121	0,00041	0,00111	0,00038
27	0,00160	0,00060	0,00140	0,00053	0,00121	0,00045	0,00111	0,00041
28	0,00174	0,00070	0,00153	0,00061	0,00132	0,00052	0,00121	0,00048
29	0,00187	0,00077	0,00164	0,00067	0,00141	0,00057	0,00130	0,00052
30	0,00152	0,00062	0,00144	0,00058	0,00136	0,00055	0,00132	0,00054
31	0,00160	0,00065	0,00152	0,00062	0,00144	0,00058	0,00139	0,00057
32	0,00170	0,00068	0,00161	0,00064	0,00152	0,00061	0,00148	0,00059
33	0,00175	0,00070	0,00166	0,00066	0,00157	0,00063	0,00153	0,00061
34	0,00181	0,00072	0,00172	0,00069	0,00163	0,00065	0,00158	0,00063
35	0,00177	0,00071	0,00169	0,00068	0,00162	0,00066	0,00159	0,00064
36	0,00178	0,00076	0,00171	0,00074	0,00163	0,00071	0,00160	0,00069
37	0,00177	0,00078	0,00169	0,00076	0,00162	0,00073	0,00159	0,00071
38	0,00180	0,00082	0,00173	0,00079	0,00165	0,00076	0,00162	0,00074
39	0,00186	0,00087	0,00178	0,00084	0,00171	0,00081	0,00167	0,00080
40	0,00179	0,00104	0,00175	0,00097	0,00171	0,00091	0,00169	0,00087
41	0,00184	0,00110	0,00180	0,00103	0,00176	0,00096	0,00174	0,00093
42	0,00196	0,00124	0,00192	0,00116	0,00187	0,00108	0,00185	0,00104
43	0,00213	0,00137	0,00208	0,00129	0,00204	0,00120	0,00201	0,00115
44	0,00239	0,00153	0,00234	0,00144	0,00228	0,00134	0,00226	0,00129

continued... Table 6. Age specific mortality rates. Projections Albania, by period

Age	2001-2005		2006-2010		2011-2015		2016-2020	
	Men	Women	Men	Women	Men	Women	Men	Women
45	0,00243	0,00169	0,00243	0,00169	0,00243	0,00169	0,00243	0,00169
46	0,00270	0,00169	0,00270	0,00169	0,00270	0,00169	0,00270	0,00169
47	0,00300	0,00169	0,00300	0,00169	0,00300	0,00169	0,00300	0,00169
48	0,00333	0,00169	0,00333	0,00169	0,00333	0,00169	0,00333	0,00169
49	0,00370	0,00169	0,00370	0,00169	0,00370	0,00169	0,00370	0,00169
50	0,00411	0,00253	0,00411	0,00253	0,00411	0,00253	0,00411	0,00253
51	0,00456	0,00253	0,00456	0,00253	0,00456	0,00253	0,00456	0,00253
52	0,00507	0,00253	0,00507	0,00253	0,00507	0,00253	0,00507	0,00253
53	0,00562	0,00253	0,00562	0,00253	0,00562	0,00253	0,00562	0,00253
54	0,00625	0,00253	0,00625	0,00253	0,00625	0,00253	0,00625	0,00253
55	0,00693	0,00237	0,00693	0,00237	0,00693	0,00237	0,00693	0,00237
56	0,00770	0,00269	0,00770	0,00269	0,00770	0,00269	0,00770	0,00269
57	0,00855	0,00307	0,00855	0,00307	0,00855	0,00307	0,00855	0,00307
58	0,00949	0,00349	0,00949	0,00349	0,00949	0,00349	0,00949	0,00349
59	0,01053	0,00398	0,01053	0,00398	0,01053	0,00398	0,01053	0,00398
60	0,01169	0,00453	0,01169	0,00453	0,01169	0,00453	0,01169	0,00453
61	0,01298	0,00516	0,01298	0,00516	0,01298	0,00516	0,01298	0,00516
62	0,01441	0,00587	0,01441	0,00587	0,01441	0,00587	0,01441	0,00587
63	0,01599	0,00669	0,01599	0,00669	0,01599	0,00669	0,01599	0,00669
64	0,01774	0,00762	0,01774	0,00762	0,01774	0,00762	0,01774	0,00762
65	0,01969	0,00867	0,01969	0,00867	0,01969	0,00867	0,01969	0,00867
66	0,02184	0,00987	0,02184	0,00987	0,02184	0,00987	0,02184	0,00987
67	0,02423	0,01124	0,02423	0,01124	0,02423	0,01124	0,02423	0,01124
68	0,02688	0,01280	0,02688	0,01280	0,02688	0,01280	0,02688	0,01280
69	0,02981	0,01456	0,02981	0,01456	0,02981	0,01456	0,02981	0,01456
70	0,03306	0,01657	0,03306	0,01657	0,03306	0,01657	0,03306	0,01657
71	0,03665	0,01886	0,03665	0,01886	0,03665	0,01886	0,03665	0,01886
72	0,04062	0,02146	0,04062	0,02146	0,04062	0,02146	0,04062	0,02146
73	0,04502	0,02441	0,04502	0,02441	0,04502	0,02441	0,04502	0,02441
74	0,04988	0,02776	0,04988	0,02776	0,04988	0,02776	0,04988	0,02776
75	0,05525	0,03156	0,05525	0,03156	0,05525	0,03156	0,05525	0,03156
76	0,06118	0,03588	0,06118	0,03588	0,06118	0,03588	0,06118	0,03588
77	0,06772	0,04077	0,06772	0,04077	0,06772	0,04077	0,06772	0,04077
78	0,07494	0,04631	0,07494	0,04631	0,07494	0,04631	0,07494	0,04631
79	0,08289	0,05259	0,08289	0,05259	0,08289	0,05259	0,08289	0,05259
80	0,09165	0,05969	0,09165	0,05969	0,09165	0,05969	0,09165	0,05969
81	0,10128	0,06772	0,10128	0,06772	0,10128	0,06772	0,10128	0,06772
82	0,11187	0,07678	0,11187	0,07678	0,11187	0,07678	0,11187	0,07678
83	0,12348	0,08701	0,12348	0,08701	0,12348	0,08701	0,12348	0,08701
84	0,13622	0,09852	0,13622	0,09852	0,13622	0,09852	0,13622	0,09852
85	0,15017	0,11147	0,15017	0,11147	0,15017	0,11147	0,15017	0,11147
86	0,16542	0,12601	0,16542	0,12601	0,16542	0,12601	0,16542	0,12601
87	0,18207	0,14231	0,18207	0,14231	0,18207	0,14231	0,18207	0,14231
88	0,20021	0,16053	0,20021	0,16053	0,20021	0,16053	0,20021	0,16053
89	0,21993	0,18085	0,21993	0,18085	0,21993	0,18085	0,21993	0,18085



Table 7. Survivors according to mortality tables. All-Albania and regional projections, by period.

Age	2001-2005		2006-2010		2011-2015		2016-2020	
	Male	Female	Male	Female	Male	Female	Male	Female
0	10000	10000	10000	10000	10000	10000	10000	10000
1	9740	9800	9805	9849	9870	9897	9904	9922
5	9688	9756	9766	9815	9845	9874	9885	9905
10	9662	9740	9746	9802	9830	9864	9874	9896
15	9639	9730	9727	9793	9815	9856	9860	9888
20	9600	9713	9688	9778	9777	9842	9823	9875
25	9537	9687	9630	9755	9723	9823	9772	9859
30	9457	9657	9559	9728	9662	9800	9715	9838
35	9378	9624	9483	9697	9589	9771	9644	9809
40	9294	9586	9402	9661	9511	9735	9567	9774
45	9201	9526	9310	9604	9419	9682	9476	9722
50	9062	9446	9169	9523	9277	9600	9333	9640
55	8833	9327	8937	9403	9042	9479	9096	9519
60	8457	9182	8557	9257	8658	9332	8710	9371
65	7859	8911	7951	8984	8045	9057	8094	9095
70	6942	8414	7024	8482	7107	8551	7150	8587
75	5629	7535	5696	7596	5763	7658	5798	7690
80	3949	6097	3996	6147	4043	6197	4067	6223
85	2168	4062	2193	4095	2219	4128	2233	4145
90	785	1860	794	1875	803	1891	808	1898
95	139	412	141	415	142	419	143	421
e ₀ [*]	72.1	78.6	72.9	79.2	73.6	79.8	74.0	80.1

*) Life expectancy at birth (in years and tenths of year)

Table 8. Age specific fertility rates. Projections, Albania by year (2001-2010). Higher fertility

Age	2001	2002	2003	2004	2005	2006	2007	2008	2009	2010
15	0,001	0,001	0,001	0,001	0,001	0,001	0,001	0,001	0,001	0,001
16	0,003	0,003	0,003	0,003	0,003	0,003	0,003	0,003	0,003	0,003
17	0,013	0,013	0,013	0,013	0,012	0,012	0,012	0,012	0,012	0,012
18	0,024	0,024	0,023	0,023	0,023	0,022	0,022	0,022	0,022	0,021
19	0,050	0,049	0,048	0,047	0,046	0,046	0,045	0,044	0,044	0,044
20	0,083	0,081	0,080	0,078	0,077	0,076	0,075	0,074	0,073	0,073
21	0,111	0,108	0,106	0,105	0,103	0,102	0,100	0,099	0,098	0,097
22	0,139	0,136	0,133	0,131	0,129	0,127	0,125	0,123	0,122	0,121
23	0,161	0,157	0,154	0,152	0,150	0,147	0,145	0,143	0,142	0,140
24	0,178	0,173	0,170	0,167	0,165	0,163	0,160	0,158	0,157	0,155
25	0,187	0,182	0,178	0,176	0,173	0,171	0,168	0,166	0,164	0,163
26	0,180	0,176	0,172	0,169	0,167	0,165	0,162	0,160	0,158	0,157
27	0,170	0,166	0,162	0,160	0,158	0,156	0,153	0,151	0,150	0,148
28	0,156	0,152	0,148	0,146	0,144	0,142	0,140	0,138	0,137	0,136
29	0,141	0,138	0,135	0,133	0,131	0,129	0,127	0,125	0,124	0,123
30	0,128	0,125	0,122	0,120	0,119	0,117	0,115	0,114	0,113	0,111
31	0,117	0,114	0,111	0,110	0,108	0,107	0,105	0,104	0,103	0,102
32	0,100	0,098	0,095	0,094	0,093	0,092	0,090	0,089	0,088	0,087
33	0,083	0,081	0,080	0,078	0,077	0,076	0,075	0,074	0,073	0,073
34	0,067	0,065	0,064	0,063	0,062	0,061	0,060	0,059	0,059	0,058
35	0,053	0,052	0,051	0,050	0,050	0,049	0,048	0,047	0,047	0,046
36	0,042	0,041	0,040	0,040	0,039	0,039	0,038	0,038	0,037	0,037
37	0,033	0,033	0,032	0,031	0,031	0,031	0,030	0,030	0,029	0,029
38	0,026	0,025	0,024	0,024	0,024	0,023	0,023	0,023	0,023	0,022
39	0,018	0,017	0,017	0,017	0,017	0,016	0,016	0,016	0,016	0,015
40	0,013	0,013	0,013	0,013	0,012	0,012	0,012	0,012	0,012	0,012
41	0,009	0,009	0,008	0,008	0,008	0,008	0,008	0,008	0,008	0,008
42	0,007	0,007	0,006	0,006	0,006	0,006	0,006	0,006	0,006	0,006
43	0,004	0,004	0,004	0,004	0,004	0,004	0,004	0,004	0,004	0,004
44	0,003	0,003	0,003	0,003	0,003	0,003	0,003	0,003	0,003	0,003
45	0,002	0,002	0,002	0,002	0,002	0,002	0,002	0,002	0,002	0,002
46	0,001	0,001	0,001	0,001	0,001	0,001	0,001	0,001	0,001	0,001
47	0,001	0,001	0,001	0,001	0,001	0,001	0,001	0,001	0,001	0,001
48	0,000	0,000	0,000	0,000	0,000	0,000	0,000	0,000	0,000	0,000
49	0,000	0,000	0,000	0,000	0,000	0,000	0,000	0,000	0,000	0,000
Total	2,310	2,250	2,200	2,170	2,140	2,110	2,080	2,050	2,030	2,010



continued... Table 8. Age specific fertility rates. Projections Albania by year (2011-2020). Higher fertility

Age	2011	2012	2013	2014	2015	2016	2017	2018	2019	2020
15	0,001	0,001	0,001	0,001	0,001	0,001	0,001	0,001	0,001	0,001
16	0,003	0,003	0,003	0,003	0,003	0,003	0,003	0,003	0,003	0,003
17	0,012	0,011	0,011	0,011	0,011	0,011	0,011	0,011	0,011	0,010
18	0,021	0,021	0,021	0,020	0,020	0,020	0,020	0,020	0,019	0,019
19	0,043	0,043	0,042	0,042	0,041	0,041	0,041	0,040	0,040	0,039
20	0,072	0,071	0,070	0,070	0,069	0,068	0,068	0,067	0,066	0,065
21	0,096	0,095	0,094	0,093	0,092	0,091	0,090	0,089	0,088	0,087
22	0,120	0,119	0,117	0,116	0,115	0,114	0,113	0,111	0,110	0,109
23	0,139	0,138	0,136	0,135	0,133	0,132	0,131	0,129	0,128	0,126
24	0,153	0,152	0,150	0,149	0,147	0,146	0,144	0,143	0,141	0,140
25	0,161	0,159	0,158	0,156	0,155	0,153	0,151	0,150	0,148	0,147
26	0,155	0,154	0,152	0,151	0,149	0,148	0,146	0,144	0,143	0,141
27	0,147	0,145	0,144	0,142	0,141	0,139	0,138	0,136	0,135	0,133
28	0,134	0,133	0,132	0,130	0,129	0,128	0,126	0,125	0,123	0,122
29	0,122	0,121	0,119	0,118	0,117	0,116	0,114	0,113	0,112	0,111
30	0,110	0,109	0,108	0,107	0,106	0,105	0,104	0,103	0,101	0,100
31	0,101	0,100	0,099	0,098	0,097	0,096	0,095	0,094	0,093	0,092
32	0,086	0,085	0,085	0,084	0,083	0,082	0,081	0,080	0,079	0,079
33	0,072	0,071	0,070	0,070	0,069	0,068	0,068	0,067	0,066	0,065
34	0,058	0,057	0,056	0,056	0,055	0,055	0,054	0,053	0,053	0,052
35	0,046	0,046	0,045	0,045	0,044	0,044	0,043	0,043	0,042	0,042
36	0,036	0,036	0,036	0,035	0,035	0,035	0,034	0,034	0,034	0,033
37	0,029	0,028	0,028	0,028	0,028	0,027	0,027	0,027	0,026	0,026
38	0,022	0,022	0,022	0,021	0,021	0,021	0,021	0,021	0,020	0,020
39	0,015	0,015	0,015	0,015	0,015	0,015	0,014	0,014	0,014	0,014
40	0,012	0,011	0,011	0,011	0,011	0,011	0,011	0,011	0,011	0,010
41	0,008	0,008	0,008	0,007	0,007	0,007	0,007	0,007	0,007	0,007
42	0,006	0,006	0,006	0,006	0,006	0,005	0,005	0,005	0,005	0,005
43	0,004	0,004	0,004	0,004	0,004	0,004	0,004	0,004	0,004	0,003
44	0,003	0,003	0,003	0,003	0,003	0,003	0,003	0,003	0,003	0,003
45	0,002	0,002	0,002	0,002	0,002	0,002	0,002	0,002	0,002	0,002
46	0,001	0,001	0,001	0,001	0,001	0,001	0,001	0,001	0,001	0,001
47	0,001	0,001	0,001	0,001	0,001	0,001	0,001	0,001	0,001	0,001
48	0,000	0,000	0,000	0,000	0,000	0,000	0,000	0,000	0,000	0,000
49	0,000	0,000	0,000	0,000	0,000	0,000	0,000	0,000	0,000	0,000
Total	1,990	1,970	1,950	1,930	1,910	1,890	1,870	1,850	1,830	1,810

Table 9. Age specific fertility rates. Projections Albania by year (2001-2010). Lower fertility

Age	2001	2002	2003	2004	2005	2006	2007	2008	2009	2010
15	0,001	0,001	0,001	0,001	0,001	0,001	0,001	0,001	0,001	0,001
16	0,003	0,003	0,003	0,003	0,003	0,003	0,003	0,003	0,003	0,002
17	0,013	0,013	0,012	0,012	0,011	0,011	0,011	0,010	0,010	0,010
18	0,024	0,023	0,022	0,022	0,021	0,020	0,020	0,019	0,019	0,018
19	0,050	0,048	0,046	0,044	0,043	0,041	0,040	0,039	0,038	0,037
20	0,083	0,080	0,077	0,074	0,072	0,069	0,067	0,065	0,063	0,061
21	0,111	0,107	0,102	0,099	0,095	0,092	0,089	0,087	0,084	0,082
22	0,139	0,133	0,128	0,123	0,119	0,115	0,111	0,108	0,105	0,102
23	0,161	0,154	0,148	0,143	0,138	0,133	0,129	0,126	0,122	0,119
24	0,178	0,170	0,163	0,158	0,153	0,147	0,143	0,139	0,135	0,131
25	0,187	0,179	0,172	0,166	0,160	0,155	0,150	0,146	0,142	0,138
26	0,180	0,173	0,166	0,160	0,155	0,149	0,144	0,141	0,137	0,133
27	0,170	0,163	0,156	0,151	0,146	0,141	0,136	0,133	0,129	0,125
28	0,156	0,149	0,143	0,138	0,134	0,129	0,125	0,121	0,118	0,115
29	0,141	0,135	0,130	0,125	0,121	0,117	0,113	0,110	0,107	0,104
30	0,128	0,122	0,117	0,114	0,110	0,106	0,103	0,100	0,097	0,094
31	0,117	0,112	0,107	0,104	0,100	0,097	0,094	0,091	0,089	0,086
32	0,100	0,096	0,092	0,089	0,086	0,083	0,080	0,078	0,076	0,074
33	0,083	0,080	0,077	0,074	0,072	0,069	0,067	0,065	0,063	0,061
34	0,067	0,064	0,061	0,059	0,057	0,055	0,053	0,052	0,051	0,049
35	0,053	0,051	0,049	0,047	0,046	0,044	0,043	0,042	0,040	0,039
36	0,042	0,040	0,039	0,038	0,036	0,035	0,034	0,033	0,032	0,031
37	0,033	0,032	0,031	0,030	0,029	0,028	0,027	0,026	0,025	0,025
38	0,026	0,024	0,023	0,023	0,022	0,021	0,021	0,020	0,019	0,019
39	0,018	0,017	0,016	0,016	0,015	0,015	0,014	0,014	0,013	0,013
40	0,013	0,013	0,012	0,012	0,011	0,011	0,011	0,010	0,010	0,010
41	0,009	0,009	0,008	0,008	0,008	0,007	0,007	0,007	0,007	0,007
42	0,007	0,006	0,006	0,006	0,006	0,006	0,005	0,005	0,005	0,005
43	0,004	0,004	0,004	0,004	0,004	0,004	0,004	0,003	0,003	0,003
44	0,003	0,003	0,003	0,003	0,003	0,003	0,003	0,003	0,003	0,002
45	0,002	0,002	0,002	0,002	0,002	0,002	0,002	0,002	0,002	0,002
46	0,001	0,001	0,001	0,001	0,001	0,001	0,001	0,001	0,001	0,001
47	0,001	0,001	0,001	0,001	0,001	0,001	0,001	0,001	0,001	0,001
48	0,000	0,000	0,000	0,000	0,000	0,000	0,000	0,000	0,000	0,000
49	0,000	0,000	0,000	0,000	0,000	0,000	0,000	0,000	0,000	0,000
Total	2,310	2,210	2,120	2,050	1,980	1,910	1,850	1,800	1,750	1,700



continued... Table 9. Age specific fertility rates. Projections Albania by year (2011-2020). Lower fertility

Age	2011	2012	2013	2014	2015	2016	2017	2018	2019	2020
15	0,001	0,001	0,001	0,001	0,001	0,001	0,001	0,001	0,001	0,001
16	0,002	0,002	0,002	0,002	0,002	0,002	0,002	0,002	0,002	0,002
17	0,010	0,009	0,009	0,009	0,009	0,009	0,008	0,008	0,008	0,008
18	0,017	0,017	0,017	0,016	0,016	0,016	0,015	0,015	0,015	0,015
19	0,036	0,035	0,034	0,033	0,033	0,032	0,031	0,031	0,031	0,031
20	0,060	0,058	0,057	0,055	0,054	0,053	0,052	0,052	0,051	0,051
21	0,080	0,078	0,076	0,074	0,072	0,071	0,070	0,069	0,068	0,068
22	0,099	0,097	0,095	0,092	0,090	0,089	0,087	0,086	0,086	0,085
23	0,115	0,113	0,110	0,107	0,105	0,103	0,101	0,100	0,099	0,099
24	0,127	0,124	0,121	0,118	0,116	0,113	0,112	0,110	0,109	0,109
25	0,134	0,130	0,127	0,124	0,121	0,119	0,117	0,116	0,115	0,114
26	0,129	0,126	0,123	0,119	0,117	0,115	0,113	0,112	0,111	0,110
27	0,122	0,119	0,116	0,113	0,111	0,108	0,107	0,105	0,105	0,104
28	0,111	0,109	0,106	0,103	0,101	0,099	0,098	0,096	0,096	0,095
29	0,101	0,099	0,096	0,094	0,092	0,090	0,089	0,088	0,087	0,086
30	0,091	0,089	0,087	0,085	0,083	0,081	0,080	0,079	0,079	0,078
31	0,083	0,081	0,079	0,077	0,076	0,074	0,073	0,072	0,072	0,071
32	0,072	0,070	0,068	0,066	0,065	0,064	0,063	0,062	0,062	0,061
33	0,060	0,058	0,057	0,055	0,054	0,053	0,052	0,052	0,051	0,051
34	0,048	0,047	0,045	0,044	0,043	0,043	0,042	0,041	0,041	0,041
35	0,038	0,037	0,036	0,035	0,035	0,034	0,034	0,033	0,033	0,033
36	0,030	0,029	0,029	0,028	0,027	0,027	0,027	0,026	0,026	0,026
37	0,024	0,023	0,023	0,022	0,022	0,021	0,021	0,021	0,021	0,020
38	0,018	0,018	0,017	0,017	0,017	0,016	0,016	0,016	0,016	0,016
39	0,013	0,012	0,012	0,012	0,012	0,011	0,011	0,011	0,011	0,011
40	0,010	0,009	0,009	0,009	0,009	0,009	0,008	0,008	0,008	0,008
41	0,006	0,006	0,006	0,006	0,006	0,006	0,006	0,006	0,005	0,005
42	0,005	0,005	0,005	0,004	0,004	0,004	0,004	0,004	0,004	0,004
43	0,003	0,003	0,003	0,003	0,003	0,003	0,003	0,003	0,003	0,003
44	0,002	0,002	0,002	0,002	0,002	0,002	0,002	0,002	0,002	0,002
45	0,002	0,002	0,002	0,001	0,001	0,001	0,001	0,001	0,001	0,001
46	0,001	0,001	0,001	0,001	0,001	0,001	0,001	0,001	0,001	0,001
47	0,001	0,001	0,001	0,001	0,001	0,001	0,001	0,001	0,001	0,001
48	0,000	0,000	0,000	0,000	0,000	0,000	0,000	0,000	0,000	0,000
49	0,000	0,000	0,000	0,000	0,000	0,000	0,000	0,000	0,000	0,000
Total	1,650	1,610	1,570	1,530	1,500	1,470	1,450	1,430	1,420	1,410

Table 10. Age-specific fertility rates (*5) in the regions. Projections Albania, by period

Period	Age							Total
	15-19	20-24	25-29	30-34	35-39	40-44	45-49	
North								
2001-05	0,117	0,851	1,055	0,626	0,218	0,046	0,006	2,920
2006-10	0,108	0,790	0,980	0,581	0,202	0,043	0,005	2,710
2011-15	0,103	0,749	0,929	0,551	0,192	0,041	0,005	2,570
2016-20	0,098	0,711	0,882	0,523	0,182	0,039	0,005	2,440
Centre (including Tirana-Durres)								
2001-05	0,087	0,633	0,784	0,465	0,162	0,035	0,004	2,170
2006-10	0,080	0,586	0,727	0,431	0,150	0,032	0,004	2,010
2011-15	0,076	0,557	0,690	0,410	0,143	0,030	0,004	1,910
2016-20	0,072	0,528	0,654	0,388	0,135	0,029	0,003	1,810
South								
2001-05	0,082	0,595	0,737	0,437	0,152	0,032	0,004	2,040
2006-10	0,076	0,554	0,687	0,407	0,142	0,030	0,004	1,900
2011-15	0,072	0,525	0,651	0,386	0,134	0,029	0,003	1,800
2016-20	0,068	0,499	0,618	0,367	0,128	0,027	0,003	1,710

Table 11. Risk of emigration from the country and the regions. Projections Albania, by period

Country, region	2001-2005	2006-2010	2011-2015	2016-2020
Emigration abroad				
Albania, lower emigration	0	0	0	0
Albania, higher emigration	0.005	0.005	0.005	0.005
Internal emigration				
North	0.02	0.02	0.02	0.02
Centre	0.002	0.002	0.002	0.002
South	0.007	0.007	0.007	0.007

The risk of emigration is supposed to be the same for male and female and at each year of age.

Internal emigration from the regions results in an equal number of immigrants in the Tirana and Durrës districts.

*) Emigration from the central region excludes the Tirana and Durrës districts



Main results and analysis

2.1 Total population and its growth (2001-2021)

2.1.1 The Albanian population in 2021

The projections point to an **increase in the size of the Albanian population in the twenty years to come**, whatever the set of assumptions (Table 12). It will contrast with the recent past where population declined for the first time since World War II.

After decades of sustained growth, the total number of inhabitants in Albania has been reduced by 113,000 in the period between the last two censuses in 1989 and 2001. The main factor for this inflexion has been heavy external migration, which probably exceeded 600,000 persons, especially after 1995. It is highly likely that several consecutive years in this period registered substantial population decreases. Continuous fertility decline since the 1960s has been a subsidiary factor for a slow down in demographic growth, with rates as low as 2.3 births per woman in 2001, three times less than forty years before.

The eight sets of population projections we have developed till 2021, through a combination of assumptions on future trends in mi-

gration, fertility and mortality, all point to a resumption of population growth. In a twenty year interval, the total number of inhabitants would raise from 3,063,000 to at least 3,221,000 or at most 3,702,000. The total increase would be not less than + 158,000 and not more than + 659,000.

Population growth would be minimal if a major flow of external migration were maintained, if fertility declined to very low levels, and if mortality rate did not increase. In that case, the Albanian population in 2021 would hardly be more than in 1989 and probably even less than in 1995, before the massive departure of emigrants. On the contrary, if external migration stopped, if fertility decline were limited and if mortality experienced better rates, the Albanian population in 2001 would reach its highest historical level, over 3.7 million. Nevertheless, even in this case, population growth in the next two decades would be less than in some periods in the past: for instance, in ten years from 1969 to 1979 and again from 1979 to 1989, the number of inhabitants increased by more than half a million, a total of 1.1 million in twenty years.



Table 12. Albania Population projections.
Total population each year according to various assumptions

TOTAL POPULATION (1st January)								
Migration	No migration (NoM)				Migration (Migr)			
Fertility	Higher fertility (HF)		Lower fertility (LF)		Higher fertility (HF)		Lower fertility (LF)	
Mortality	Lower (LM)	Higher (HM)	Lower (LM)	Higher (HM)	Lower (LM)	Higher (HM)	Lower (LM)	Higher (HM)
2001	3063318	3063318	3063318	3063318	3063318	3063318	3063318	3063318
2002	3099647	3099647	3099647	3099647	3084148	3084148	3084148	3084148
2003	3134966	3134966	3134044	3134044	3103694	3103694	3102781	3102781
2004	3169607	3169607	3166811	3166811	3122298	3122298	3119544	3119544
2005	3204140	3204140	3198476	3198476	3140532	3140532	3134982	3134982
2006	3238650	3238650	3229075	3229075	3158485	3158485	3149147	3149147
2007	3273686	3273165	3259070	3258579	3176689	3176183	3162506	3162030
2008	3308712	3307661	3288153	3287171	3194622	3193608	3174773	3173825
2009	3343657	3342069	3316484	3315008	3212220	3210694	3186115	3184697
2010	3378688	3376552	3343934	3341962	3229643	3227601	3196422	3194538
2011	3413683	3410990	3370359	3367889	3246778	3244217	3205573	3203224
2012	3449026	3445216	3396067	3392612	3263991	3260385	3213873	3210604
2013	3483981	3479038	3420667	3416225	3280584	3275930	3220967	3216785
2014	3518339	3512253	3443970	3438543	3296372	3290670	3226695	3221611
2015	3551898	3544659	3465797	3459389	3311174	3304426	3230910	3224936
2016	3584463	3576067	3486282	3478899	3324824	3317037	3233757	3226908
2017	3616118	3606277	3505505	3496911	3337417	3328334	3235330	3227398
2018	3646358	3635073	3523348	3513552	3348500	3338137	3235539	3226543
2019	3674994	3662274	3539665	3528677	3357924	3346301	3234271	3224231
2020	3701896	3687752	3554649	3542480	3365593	3352734	3231723	3220660
2021	3726945	3711393	3568194	3554857	3371425	3357357	3227818	3215753

2.1.2 The role of emigration, fertility and mortality

There is a large gap between the various sets of projections (Figure 3). Select comparisons two by two reveal the impact of the different factors of population growth: external migration, fertility, and mortality. **External migration has the most decisive incidence, the magnitude of fertility decline comes second, and mortality has but a secondary importance.**

If fertility were to decline slowly and if mortality declined, over the next twenty years, the population in 2021 would be 3,727,000 provided there is no migration, and only 3,371,000 if half per cent of the Albanians left the country every year. The difference (356,000 = 3,727,000 – 3,371,000) measures the numerical influence of migration on the future development of the population in the country. Slightly different outcomes are obtained if we make other com-

parisons (e.g. 339,000, if we compare the results of projections without and with migration, when fertility rate declines at a fast pace and mortality gain is null), but the order of magnitude is similar: a 350,000 difference in the number of inhabitants in 2021 is attached to the importance of migration flows in the next two decades.

Provided there is no migration and no changes in the mortality rates, the population in 2021 would be 3,711,000 if fertility declined slowly to 1.8 children per woman a year, but only 3,555,000, if it declined much more rapidly to 1.4 children. The difference (156,000) measures the numerical influence of fertility on the future development of the population in the country. Other comparisons give slightly different results, but the order of magnitude is about 150,000, less than half that attached to external migration.

Figure 3. Albania population projections.
Total population according to various assumptions

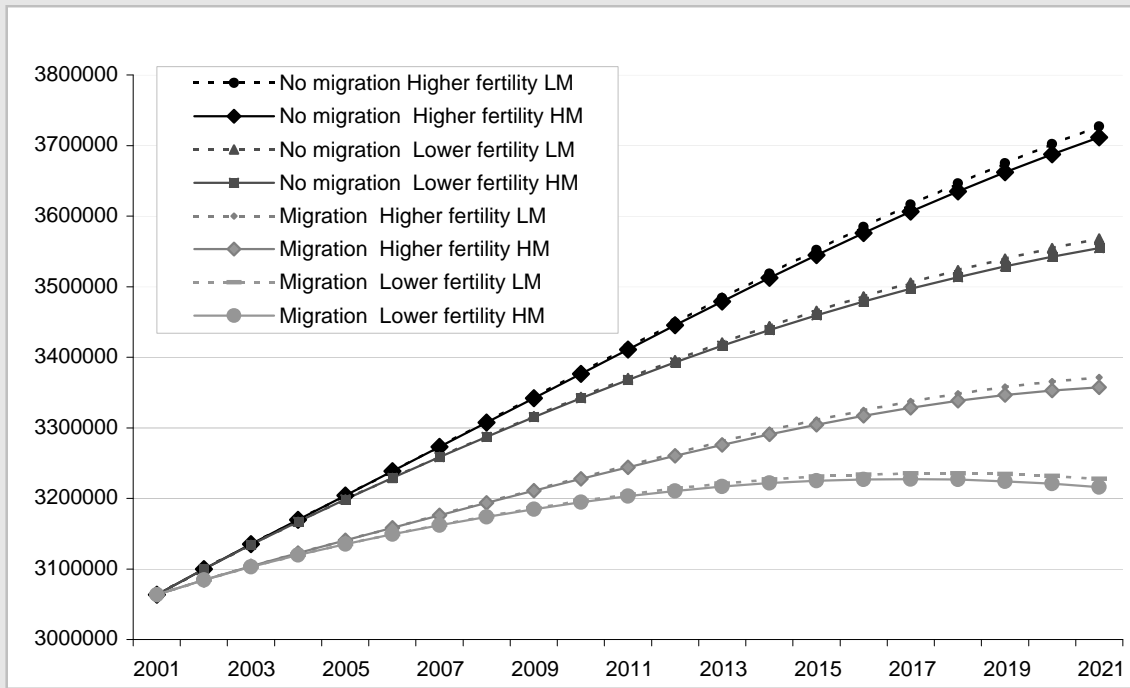
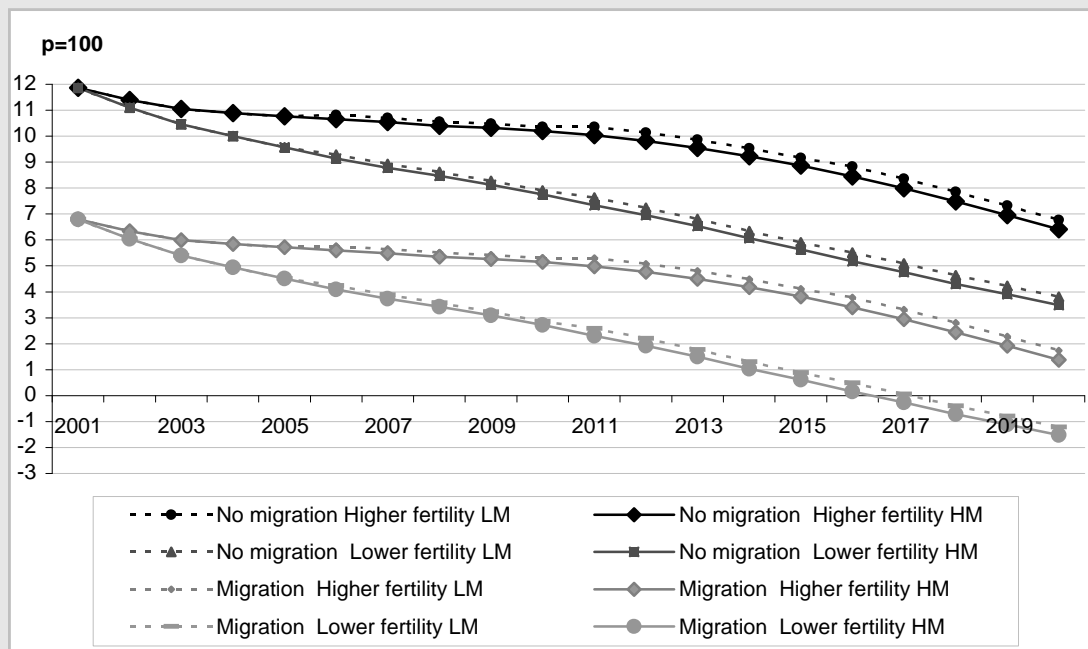


Figure 4. Albania population projections.
Annual growth rates according to various assumptions





Measured in the same way, the incidence of mortality assumptions proves to be minimal. Depending on whether there will be decreases or not in the mortality rates, the number of inhabitants in 2021 will not differ by more than 15,000, namely, ten times less than the influence of fertility assumptions and more than twenty times less than that of migration. We will confirm it with other results, but the practical conclusion is that the sets of population projections can be brought down from eight to four, disregarding the differences between projection with and without changes in the mortality rates in the twenty years to come.

2.1.3 Population growth and its factors

The annual rates of the population growth progressively slowed down from 2.9 per 100 in the 1950s to 2.1 in the eighties, before the drastic collapse at the turn of the millennium. **Future rates will be globally positive** again, but at a lesser extent than before. **They will decline along with time**, reaching very low and even negative levels by the end of the twenty year period, in some sets of assumptions (Figure 4).

With a slowly declining fertility and no migration (whatever the assumptions on mortality), the annual rate of population growth will decrease progressively, while remaining slightly above 1 per 100 in the first decade. It will decline much more rapidly in the second half of the projection period, falling below 0.7 per 100 in 2020. Reference must be made to the age pyramid at the 2001 census to explain this two-phase process: adolescents aged 10 to 15 were relatively numerous compared to younger children and to adults in their twenties and thirties, because both of these groups had been severely affected by emigration, young parents having left the country with their small children in much larger numbers than

older parents with their grown up children. In the initial years of the new millennium, these adolescents will reach fertile ages and their relatively large number will partly compensate for the ongoing slow fertility decline; in later years, newcomers in fertile ages will originate from the more recent cohorts born after 1990, who are much less in numbers, because of low fertility and emigration of small children in the nineties.

When assumptions point to a much more rapid decline in fertility rates and to no migration, compensation by this structural effect is no longer strong enough: annual growth rates will drop continuously, almost linearly from 1.2 per 100 in 2001 to 0.4 in 2020. This last year, the difference between the results of the two sets of assumptions ($0.3\% = 0.7 - 0.4$) measures the impact of fertility levels on annual growth rate, depending on whether fertility by the end of the projections will be 1.8 or 1.4 births per woman.

If external migration is supposed to be 0.5 per cent of the total population each year instead of zero, the annual growth rate is reduced at the same rate all along the projection period, without any noticeable change in the shape of the time trend. With a relatively slow fertility decline, population growth will be maintained above 0.5 per cent in the first decade, before declining to 0.2 per cent. By the end of the period, annual population growth would be brought close to zero.

It would be still more spectacular if fertility was to decline more steeply. A continuous and rapid slowing down in population growth rate would result in negative values from 2018 on and a minus 0.1 per cent in 2020. Population in Albania would reach a maximum about 3,230,000 inhabitants (slightly more or slightly less, depending on mortality trends), before starting its decline. It would only be 50,000 more than in 1989 and probably less than in 1995.

2.1.4 Population and its future growth: an overview

In brief, the population of Albania, which was 3.07 million during the last census, will increase by 10% by 2010, if there is no emigration and if fertility declines moderately. It will take one or two years more if fertility decreases more steeply (migration remaining null). The 10% landmark will only be reached by the very end of the twenty-year period of the projection, in case of substantial emigration (and slow fertility decline). It will never be reached if emigration and low fertility combine their effect and both contribute to a limitation of demographic growth: the number of the Albanian population will peak at 5% over the census result.

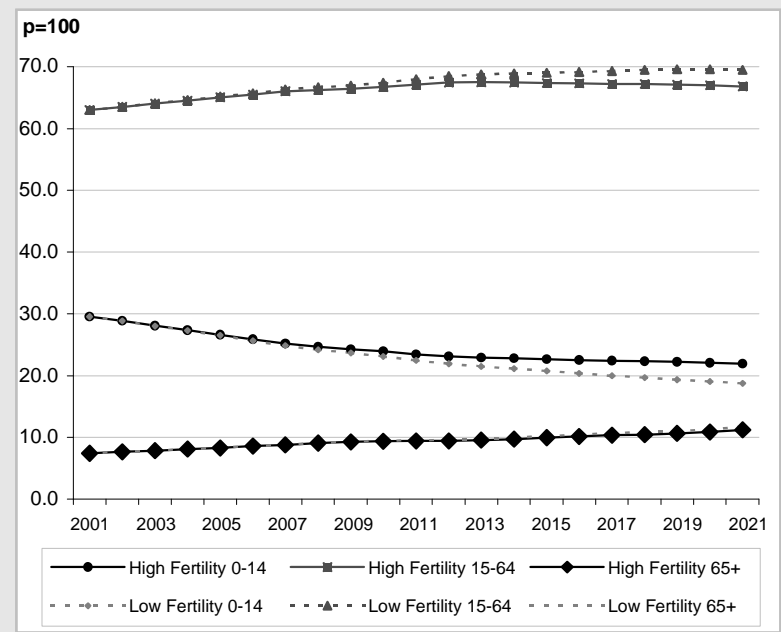
2.2 Population by age

2.2.1 Population in large age groups

Compared to the rest of Europe, the **Albanian population is “young,”** with relatively high proportion of persons below 15 years and low proportions of elderly, aged 65 or more. In the next twenty years, this characteristic will disappear slowly. **The weight of the younger population will decline notably and that of persons in the oldest bracket will increase progressively.**

In 2001, 29.5% of the Albanians were children under the age of 15. In France the same year, the percentage was only 18.8%. These indicators are reversed at the age of 65 or more (Albania: 7.4%; France: 16.1%). This is the result of very different histories in the two populations, essentially in the field of fertility: in 1960, Albanian women still had an average of 7 children, who are now reduced to 2.3; France made its transition to low fertility two centuries earlier and since then has experienced numerous decades of fertility as low as, or

Figure 5. Albania population projections. Age structure according to various assumptions



lower than Albania today.

In the next twenty years, the percentage of young children in Albania will substantially decrease to 21.9% if fertility declines moderately and to 18.7% if the movement is accentuated. Note that in the latter case, the level will be similar to that in France. Under both assumptions, the reduction is spectacular: a little less or slightly more than one third. Changes are in the opposite direction at older ages, the proportion of 65+ tending to 11.2 (higher fertility) or 11.7% (lower fertility) in 2021. Note that the results remain a long way from France and differ little according to fertility assumptions.

The Albanian population will continue to age in the next two decades. Compared to European standards, its proportion of children will become as weak as it is already in many countries, but it will keep a relatively low proportion of the elderly. It is a cohort (generations) mechanism: it takes more time for the process of ageing to reach the older ages than to affect the youngest ones. Over a longer term, more ageing is still to be expected, especially



through an increase in the share of the elderly people.

It is no surprise that changes in age structure are the more pronounced the steeper the decline in fertility. On the contrary, no effect is attached to future changes in mortality: gains in survival have been supposed to be spread all over the life span. The situation is slightly different from that in the most advanced Western European countries where progresses are almost exclusively concentrated on older ages; in Albania gains are expected to happen at younger ages (especially infant mortality), the most favourable life tables. Even out-migration is not to have an effect, while it is supposed to affect all ages (neutral assumption) as it has already happened with the recent trends of internal movements of population. It would be slightly different if emigrants proved to be mostly young adults with their young children: ageing would be accentuated with an increase in the proportion aged 65+, which would reach 13.0% in 2021 (low fertility), proportions aged 0-14 and 15-69 being reduced by a few decimal points (see the detailed results in the appendix).

2.2.2 Age pyramids

The population distribution by sex and age, as illustrated by the age pyramids, gives a more suggestive image of the factors in operation in the next twenty years (see below). By 2021, the children born during the projection period as a result of the fertility assumptions will all be under the age of 20. They form the basis of the pyramids. Persons already present in 2001 in the census data will be above 20; since the census, each and everyone will have aged by twenty years and each group of individuals will have lost some of its members by death or emigration.

The various assumptions concerning mortal-

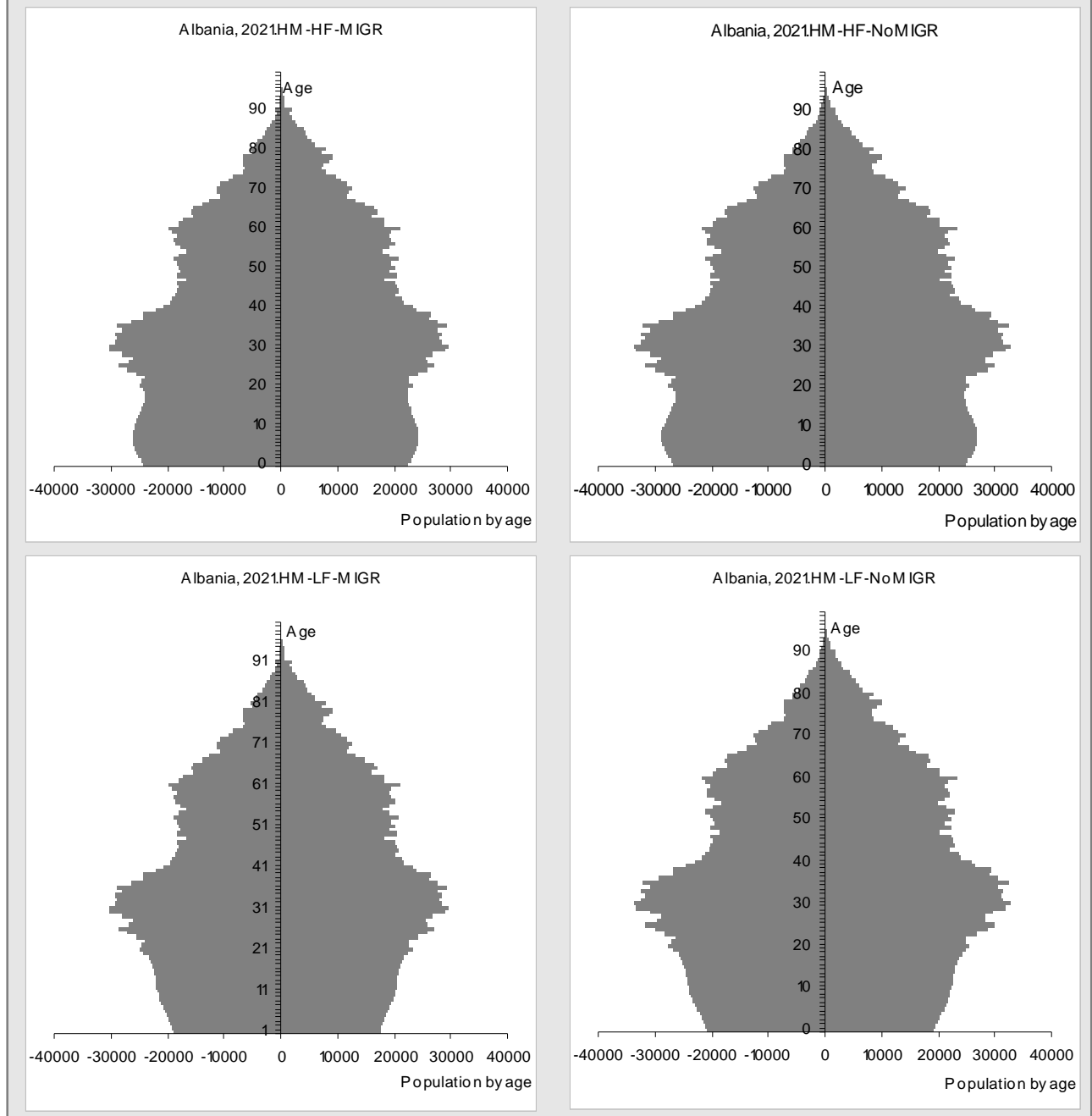
ity have so tiny an effect that the pyramids do not reflect them. We have limited the representation to a single set of mortality assumptions (HM: higher mortality), when the most recent Albanian life table is supposed to continuously apply in the future, without progressing at any age (Figure 6).

The effect of migration is more easily perceptible despite being limited. The right pyramids reflect projections conducted without migration (NoM); the left ones projections assuming that half a percent of the Albanian population (i.e. some 15,000 persons or more) will leave the country every year (Migr). The difference is not in the shape of the pyramids, but in their **volume**: population at each age is greater in number in the absence of migration, but the excess is proportionate to the numbers.

In case emigration would be differentiated by age and sex, the most visible impact would be the numerical dominance of men over women among young adults (not represented here, but detailed results in the appendix).

Fertility plays a decisive role. Due to its decline, whatever the depth and speed, the number of young children born after 2000 will be smaller than the number of adults born a few years before. When fertility is supposed to decline slowly, the number of these children is little different from age to age; it is slightly more between the age of 5 and 10 and slightly less below 5 and above 10. It is an echo of the relatively high number of persons enumerated in 2001 when they were aged 10 to 15, who will be in age of parenthood in the early 2010s. When fertility is supposed to decline deeply and rapidly, this effect is no longer visible: the number of children declines continuously and the younger are the less numerous. **The basis of the pyramid becomes narrower and narrower.**

Figure 6. Albania population projections.
Age pyramids in 2021 according to various assumptions



In all cases, the shape of the Albanian pyramid will become more and more **uneven**. Compared to older and more recent cohorts, there is a deficit in the number of people born in the seventies, because of the massive flows of emigrants in the second half of the 1990s. They were young adults at the time of the census; they will grow in age all along the projection period. More recent and much larger cohorts born in the eighties and the nineties, little affected by emigration, will replace them

in young adulthood. But the future generations will be deficient in their turn, no longer because of migration but because of low fertility.

These irregularities could create ups and downs in the supply of labor force, in the demand for new housing or in the need for education, which the population projections will help to identify and anticipate.



2.2.3 Age-related specific issues

In 2001, there were 59000 children aged 6 who, due to their age, had just entered the schooling system and who, in the future, will continue to stay in the system through the primary and then the secondary level. Whereas in 2002, there were 62000 of them. The global impact on the system will depend as well on the initial number (59000 and 62000) as on the duration of the curriculum (8 years? 9 years? Or more?). The projections inform us on the former but of course not on the latter. (Figure 7)

The future number of new pupils will first be determined by the number of children aged 5, 4, 3, etc. in 2001, who will progressively enter school in the first years of the projection. In the subsequent period, the numbers will be affected by the fertility assumptions, new pupils reflecting the new births of six years before. Migration plays also a role, the number of children being minimised in case of substantial out-migration, either because the number of births is reduced or because the number of children who are still in the country is diminished.

The number of new pupils will decline till 2005 to 52000 (no migration) or 51000 (migration). It will then slowly rise till the end of the period of projection, only if fertility declines but slowly and if nobody emigrates. Even under these assumptions the numbers will culminate at 56000, well below the 2001-2002 figures. The culminating point will be reduced to 51000 in case of emigration. (Figure 7)

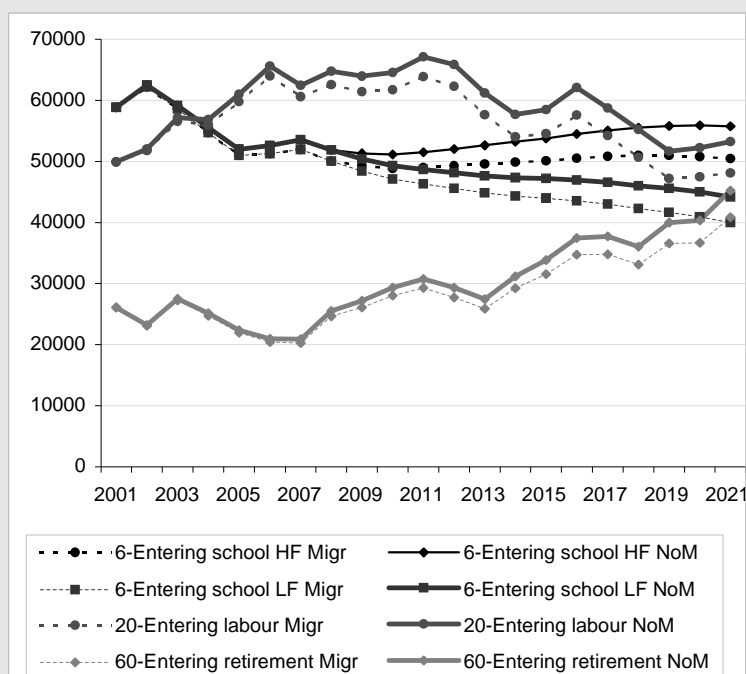
If fertility declines more steeply, the number of new pupils will decline all along the projection period to levels as low as 44,000 (no migration) or even 40,000 (migration). It would be a reduction by at least 30% compared to the initial years of the Millennium.

Age 20 is a less formal barrier for **entry into the labour force**, but the number of persons at that age gives an idea of **the dynamics of the active population**, especially if it is combined with information on those who leave the labour force around the age of retirement.

The persons who will reach 20 years during the period of projection have all been born already. Their numbers are only affected by the assumptions of migration; migration (with a slight accentuation if emigration is concentrated among the young adults, see the appendix); there is almost no impact of differentials on mortality. Year to year fluctuations are in fact an echo of the variations in the number of persons enumerated in 2001 age by age below 20.

The number is 50,000 in 2001. It will raise to 65,000 in the five following years (a 30% increase) and will remain on a plateau during seven years, before a progressive decline that will bring it back to the initial figure by the end of the period of projection (slightly less in case of migration; slightly more in its absence). These ups and downs directly reflect changes in the size of cohorts when we go down along the age scale on the pyramid drawn with the last census data: more persons between 10

Figure 7. Albania population projections. Population at selected ages, according to various assumptions



and 15, who will enter the labour force in the next 2006-2011 period, than at older and younger ages.

At the other end of the active ages, the number of persons aged 60 gives an idea on the **departure from activity** and the **entry into retirement**. Here again, only the migration assumptions have an impact. The decisive factor is the size of the cohorts aged 40 to 60 in 2001, which will put an end to their activity in the years to come.

They will be some 25,000 each year in the beginning of the period and the figure will gradually increase from year 2008 to the end of the projection period. On this horizon, they will be at least 40,000 (in case of "neutral" migration) or even 45000 (in absence of emigration or if migration is concentrated on young adults).

In the first decade of the projection, entries in active ages each year will exceed exits by at least 30,000. In the second decade, there will be fewer and fewer newcomers together with more and more new retirees. The excess of the former on the latter will decrease rapidly and fall to 8000. The dynamics of the active population will severely slow down. At the same time the group of pensioners, aged 60 or more will receive rapidly growing flows of new entrants, who will increase dramatically the group of the elderly.

2.2.4 An overview of the future age composition

Various signs of an **inevitable ageing** will develop in the near future in Albania. The group of young children will be reduced and so will the number of pupils, especially if fertility declines steeply. The elderly will grow in numbers and in proportions, even if their percentage in the total population will remain moderate by European standards. As it is usual at this phase of the process, the number of per-

sons in the large intermediate age group, where most are economically active, will be inflated for a while but that movement will progressively slow down.

Over the longer term, an accentuated ageing is to be anticipated that will affect all the segments of the age pyramid: fewer children, more elderly and an ageing of the active population.

2.3 Population in the regions

2.3.1 Total population and population growth

The regional distribution of the Albanian population will be dramatically modified in the next two decades if the present flows of internal migration are maintained at their present level all over the period. Tirana and Durrës districts will attract almost the entire demographic growth, while population in the rest of the country will stagnate or increase very slightly.

A single population projection has been conducted, which maintains fertility differentials between the regions, as they could be measured at the turn of the century, and flows of internal migration as measured in 2000-2001 (mortality is supposed not to change, fertility declines slowly and external migration is assumed to be null). Nevertheless, a reference calculation has established how population in the regions would tend to be if internal migration was interrupted. The only ambition is to illustrate the importance taken by these movements of persons in the future population changes.

Population in Tirana and Durrës districts would grow from 700,000 to 1,200,000 in twenty years. This 70% increase is to be essentially attributed to the settlement of immigrants origi-

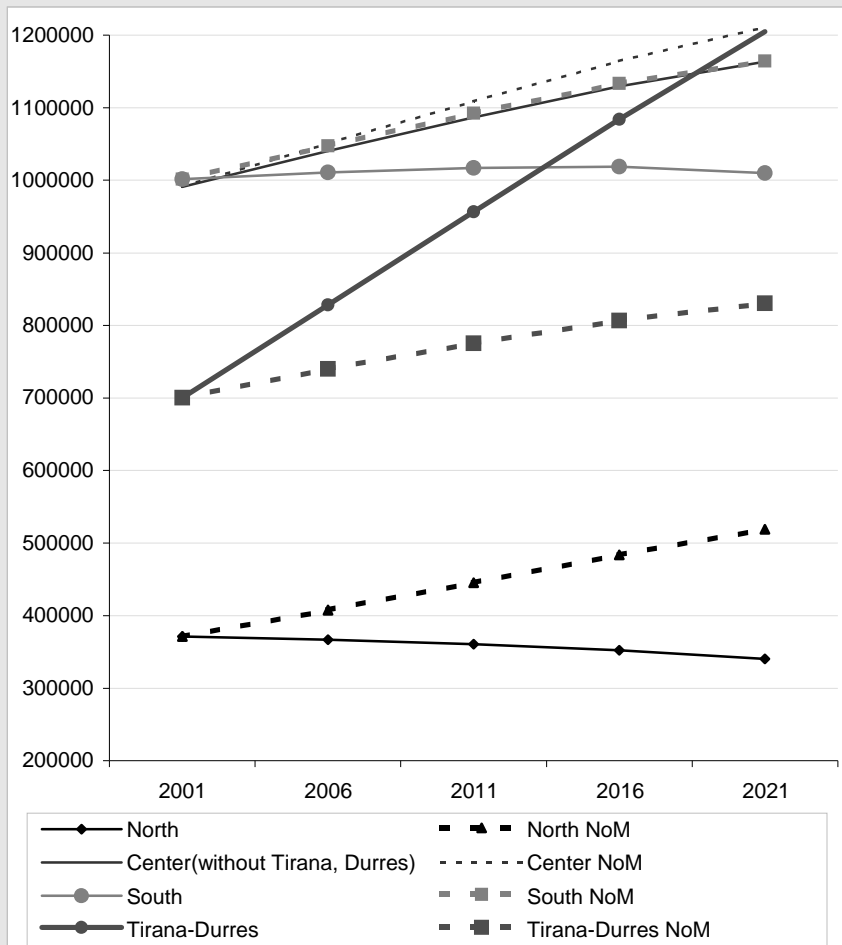


Table 13. Regions of Albania population projections.

Total population every five year and relative distribution in the country

TOTAL POPULATION (1 st January)								
Region	North		Centre (excl. T-D)		South		Tirana-Durrës	
Years	Numbers	%	Numbers	%	Numbers	%	Numbers	%
2001	371396	12.10%	990641	32.30%	1001264	32.70%	700017	22.90%
2006	366759	11.30%	1040137	32.00%	1010720	31.10%	828120	25.50%
2011	360546	10.50%	1086544	31.80%	1016994	29.70%	956393	28.00%
2016	352254	9.80%	1129517	31.50%	1018386	28.40%	1083997	30.20%
2021	340564	9.20%	1163330	31.30%	1009740	27.20%	1205074	32.40%

Figure 8: Regions of Albania population projections, Total population according to various migration assumptions



nated from the rest of the country: in the absence of these inflows, population in the two districts would only be 830,000 in 2021. (Figure 8 and Table 13)

Populations in the South and in the Centre (Tirana and Durrës excluded) were around 1 million in 2001. In the absence of internal migration, both would grow to 1.2 million slightly less in the South and slightly more in the Centre, due to a somewhat lower fertility in the former region. Anyway, the difference between the two would remain very small because the gap in fertility is very limited too. Internal migration will introduce a more substantial disparity: population growth in the South will be almost entirely non-existent with the total number remaining around 1 million, but not in the Centre though, where migration flows are meager and where population would come close to 1.2 million in 2021.

In the North, the natural movement would lead into towards a substantial population increase, due to a still high fertility. In the absence of any migration, the number of inhabitants would increase by 40% from 370,000 to 520,000 in twenty years' time. But it is also the region with the most sizeable emigration compared to the rest of the country. If maintained at its most recent level, this migration will more than counterbalance the effect of high fertility and will result in population decline to 340,000 in 2021.

The percentage of population in Tirana and Durrës districts would notably increase, from less than a quarter to almost a third of the population of the whole country. The relative importance of each of the other three regions would decline: little in the Centre, but substantially in the South and even more so in the North. More than ever, the Albanian population would be concentrated in the central part of the country.

2.3.2 Population by age

Age structure in the regions will show a shift towards ageing that will characterise the whole country. Where fertility is higher (North), population will remain younger; where it is lower (South), ageing will be greater. But migration will not impact on the age structures the way it will do on population growth, creating thus a large gap between Tirana-Durrës and the rest of the country.

Differences in the age composition of the population enumerated in the regions in 2001 essentially reflected differences in past and present fertility levels. With much higher than average fertility, the northern region had a higher proportion of children and a lower proportion of elderly. The South not only had the lowest fertility rates, but also the longest history of low fertility: smaller proportions in population below the age of 15 were combined with relatively high proportions of persons aged 65+. (Figure 9 and Table 14)

Fertility will continue to decline everywhere and so will do the ageing process. However, the indicators for the northern region will remain far from the rest of the country, if no acceleration in fertility decrease brings regional behaviours closer to the national average. After twenty years of further fertility decline, its age pyramid will go on having a rather large basis at very young ages. The shape will be clearly different in the rest of the country, with narrower bases and more uneven pyramids, due to the stronger impact of external migration in the 1990s. The South and Tirana-Durrës will also experience a substantial increase in the proportion of old-aged persons, but the movement will still be moderate under the general assumption of a slow decline in fertility throughout the country.

Internal migration has been supposed to be equally distributed along the ages, in proportion to the population, as it proved to be in the recent past. The hypothesis implies that migration, whatever its intensity, will have no effect over the age structure of the regional popu-



Figure 9. Regions of Albania population projections.
Proportional age pyramids in 2001 and 2021

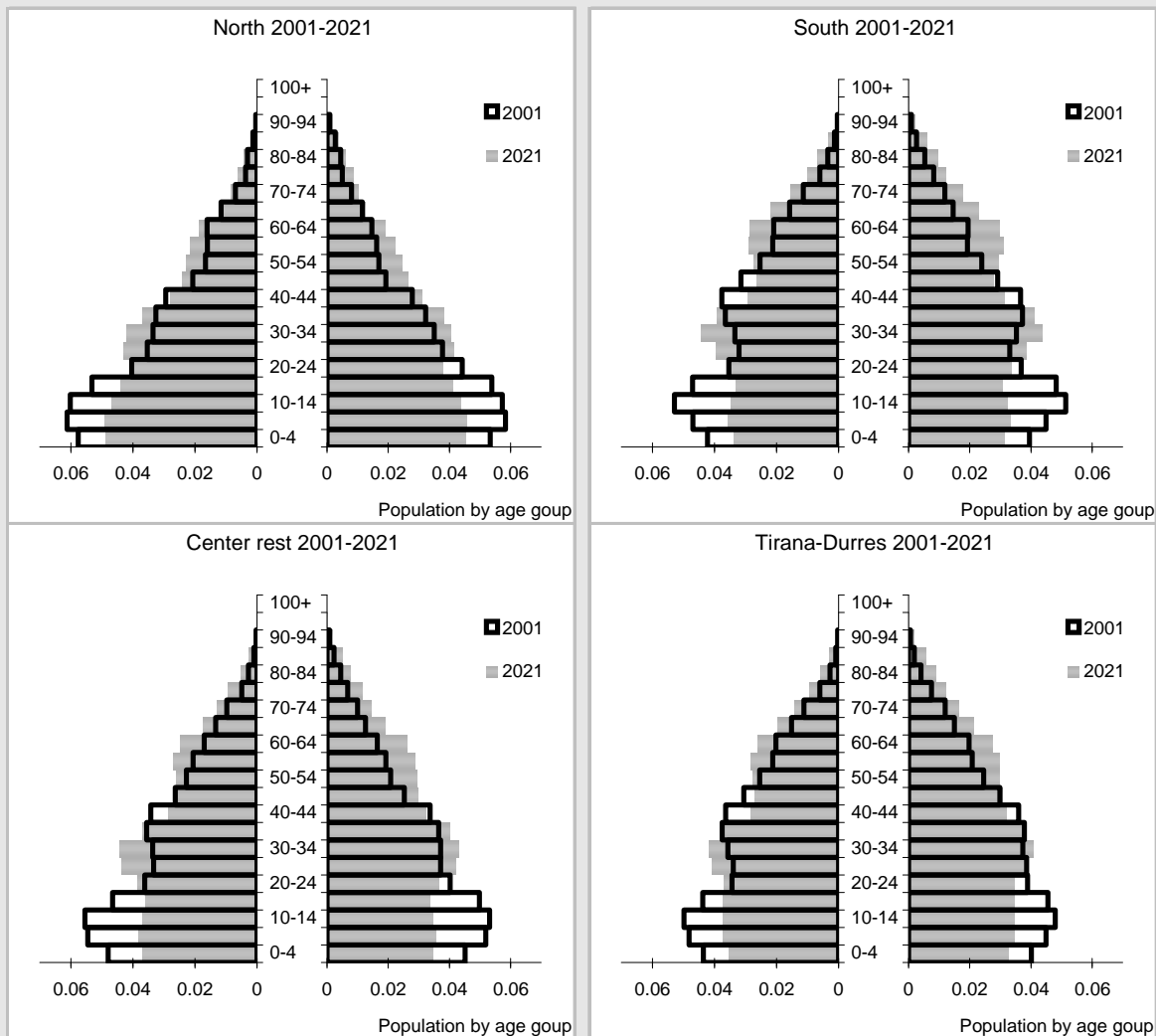


Table 14. Regions of Albania population projections.
Distribution by large age groups

Region	North			Centre (excl. T-D)			South			Tirana-Durrës		
	0-14	15-64	65+	0-14	15-64	65+	0-14	15-64	65+	0-14	15-64	65+
2001	34.80%	59.20%	6.00%	30.80%	62.30%	6.90%	27.80%	64.00%	8.20%	27.50%	64.80%	7.70%
2006	31.90%	61.30%	6.80%	26.80%	65.20%	8.00%	23.70%	66.60%	9.70%	25.00%	65.90%	9.10%
2011	29.80%	63.00%	7.20%	23.70%	67.20%	9.00%	21.50%	68.10%	10.50%	23.10%	66.90%	10.00%
2016	29.10%	63.50%	7.40%	22.40%	67.70%	9.80%	20.60%	68.00%	11.50%	22.20%	66.90%	10.90%
2021	28.00%	64.40%	7.60%	21.70%	67.50%	10.80%	20.10%	67.00%	12.90%	21.20%	66.80%	12.00%

lations. That is why the future age pyramids do not show strong contrasts among regions with a heavy loss of emigrants and the districts that will receive internal migrants. For instance in 2021, the age pyramid in the South will not be very different from that in Tirana-Durrës districts.

Such a similarity, which can be read in the age pyramids as well as in the age distributions in older age groups, is very different from the previous consideration on the trend of the total population in the regions, where the South (and the North) were shown to mark time or even to decline, while Tirana-Durrës will have a dramatic increase in numbers.

2.4 Making one's choice among the sets of projections

In the following pages, the detailed results of the projections are presented with population of the whole country classified by sex and age (single year of age or five-year age groups) for each 1st of January from 2001 to 2021. Eight sets of results are proposed, depending on assumed future trends in mortality, fertility and external migration. Regional population projections are presented every five years by sex and five-year age groups in one set of assumptions.

Any user is free to decide which projection he/she will use. Nevertheless, some guidance may be relevant, on the basis of what we have already read in this huge mass of information ... or in the light of common sense and experience.

2.4.1 National population projections

Mortality risks have been assumed to remain at their 2000-2001 level or to decline at all ages, in order to reach by 2021 the 1997 Italian level. The selection of these assumptions has been guided by the fact that mortality rates in Albania are already very favorable and that it

will not increase much in the future. It has also been shown that Albania belonged to the Mediterranean system, where the diet is a protection against mortality risks, in particular at old ages, even when the degree of economic development is still low.

The results are quite close whether one considers projections with constant mortality or those with slightly reduced rates. The impact on total numbers is very small, while that on age structure is null. The choice between one assumption and the other is inconsequential. In the third part, we publish fully detailed results (i.e. single years of age) only for **constant mortality**. Projections with reduced mortality risks are published based on five-year age groups

Migration is the greatest unknown factor. Most movements are undocumented. They are probably much weaker than at the end of the nineties, but how many people are still now leaving the country and how many are returning home? Do the two flows compensate one another and will they tend to do so in the future? The assumptions we have made are pure guesses for the present and even more for the future (no migration or with 15000 per year). The age distribution of the migrants is an equally unknown factor: they were young adults and small children in the massive flows after 1995 but they are equally spread along the ages in the movements of internal migrants leaving their districts to converge in Tirana-Durrës.

The only solution is probably to keep an eye on the results with and without migration. It is likely that economic development would be the most efficient barrier against important and durable departures of Albanians and that the future will depend on the economic conditions in the country and in the region.

Fertility has declined rapidly in Albania since the 1960s, probably the steepest decrease



ever recorded in Europe. In 2001, women have had an average of 2.3 births, which remains the highest European figure in this period of very low fertility. The lowest low figures, below 1.3 births per woman, are sometimes in countries close to Albania (on the Mediterranean coast, like Italy; in formerly socialist Balkans, like Bulgaria). Part of the decline is explained by modernism, part by difficult economic conditions, in particular, in countries moving towards the market economy.

We have assumed a continuous fertility decline towards moderately low or very low levels (1.8 or 1.4 births per woman). It is open to a vast range of results, with a slower population growth and an accentuated ageing if fertility falls to lower figure. That could be the case if the economic conditions were unfavorable in the next decades: their deterioration could simultaneously be an incentive for young adults not to have children and/or to leave the country. If the economic development was more satisfactory, it is uncertain whether modernization will be a factor for low or very low fertility, but external migration would not accompany the movement. In practice, we propose to consider as equally likely the projections with low fertility and migration, low fertility and no migration, **high fertility and no migration**. For these reasons, we give full details on these three sets of results.

We have developed earlier the arguments why it is important to have a no migration scenario for policy makers who would wish to offer all the Albanians the possibility to remain in their home country.

Due to our uncertainties, not only on the number of emigrants but also on their distribution by age and sex, we publish results on projections with (constant mortality, low fertility and) migration in its two forms: with “neutral” emigration, gender-balanced as well as spread all over ages or with male-dominant emigra-

tion, concentrated on young adult ages and children.

However, the fertility assumptions bring about different results only in the number of children born after 2001, who are below 20 in 2021, below 10 in 2011 or below 5 in 2006. Those who are interested in the population of older ages, when they are concerned only with active population or the retirees, may just compare results in the two sets of projections: with or without emigration.

2.4.2 Regional population projections

There is a unique set of regional projections, applied to four entities associated by the same mortality level, differentiated fertility rates, maintaining constant relative gaps between the regions and internal movements of population converging from the North, the South and the Centre towards Tirana-Durrës districts.

The results point out the major role played by migration in the dynamics of the regions, with a considerable impulse given to Tirana-Durrës and a marked slowing down of demographic growth in the regions, in particular the South and, even further in the North. The assumptions have kept constant the rates of migration measured in 2000-2001, but the fact that internal migration is quite a recent phenomenon in Albania should be taken into consideration. Sustainability of the most recent trends is an open question. Will Tirana-Durrës be able to host constant flows of newcomers during twenty more years? Are the North and South likely to be population-drained for two more decades?

It is probably wise to **limit the use of population projections of the regions in ten rather than twenty years** and to take the results for later years as a mere scenario that would deserve more knowledge on the development of migration in Albania before it can be confirmed or adapted.

3

***Population projections
results (2001-2021)***

Higher mortality (HM)

Higher fertility (HF)

No migration (NoM)

Population by sex and single year of age at each 1st of January

Population by sex and five-year age group at each 1st of January



Population projections results

Albania population projections (2001-2021)

Higher mortality (HM)-Higher fertility (HF)-No migration (NoM)

Population by sex and single of age at each 1st of January

Females										
F	2001	2002	2003	2004	2005	2006	2007	2008	2009	2010
0	25979	25232	24963	24871	25069	25324	25606	25889	26149	26497
1	25178	25826	25084	24817	24725	24922	25175	25455	25737	25995
2	25178	25142	25789	25048	24781	24690	24886	25140	25419	25700
3	27024	25151	25115	25762	25021	24755	24663	24860	25113	25392
4	28904	27002	25130	25094	25740	25001	24734	24643	24839	25092
5	30262	28888	26986	25116	25080	25726	24986	24720	24629	24825
6	28642	30250	28876	26976	25106	25070	25716	24977	24710	24619
7	28512	28632	30239	28866	26966	25097	25061	25707	24968	24702
8	29923	28503	28623	30230	28857	26957	25089	25053	25698	24960
9	32158	29915	28495	28615	30221	28849	26950	25082	25046	25691
10	33121	32151	29908	28489	28609	30215	28843	26944	25077	25041
11	31669	33116	32146	29904	28484	28604	30210	28838	26940	25073
12	31458	31663	33110	32140	29898	28479	28599	30205	28833	26935
13	31821	31451	31657	33103	32134	29892	28473	28593	30198	28827
14	30910	31813	31444	31649	33095	32126	29885	28467	28586	30191
15	32846	30902	31805	31436	31641	33086	32118	29877	28459	28579
16	30992	32837	30893	31796	31427	31632	33077	32109	29869	28451
17	29337	30982	32826	30883	31786	31417	31622	33066	32098	29859
18	29586	29326	30971	32814	30872	31775	31406	31611	33055	32087
19	26771	29574	29315	30959	32802	30860	31762	31393	31598	33042
20	26080	26758	29560	29301	30944	32786	30845	31747	31378	31583
21	24419	26065	26743	29543	29284	30926	32767	30828	31729	31360
22	24037	24406	26051	26728	29527	29268	30909	32749	30811	31711
23	22494	24024	24393	26037	26714	29511	29252	30893	32732	30794
24	23222	22482	24011	24379	26023	26700	29495	29237	30876	32714
25	22998	23210	22470	23999	24367	26010	26686	29480	29221	30860
26	22698	22986	23198	22458	23986	24354	25996	26671	29464	29206
27	20591	22685	22973	23184	22445	23972	24340	25981	26656	29447
28	22960	20578	22670	22958	23169	22431	23956	24324	25964	26639
29	21655	22943	20562	22653	22941	23152	22414	23939	24306	25945
30	22807	21640	22927	20548	22638	22925	23136	22399	23922	24289
31	22290	22793	21626	22913	20535	22623	22910	23121	22385	23907
32	23757	22275	22777	21612	22898	20522	22608	22895	23106	22370
33	21975	23741	22260	22762	21597	22882	20507	22593	22879	23090
34	20405	21959	23724	22244	22746	21582	22865	20493	22577	22863
35	21884	20390	21944	23707	22228	22729	21566	22849	20478	22561
36	22954	21868	20375	21928	23689	22212	22713	21550	22832	20463
37	22409	22936	21851	20360	21911	23671	22195	22695	21534	22815
38	22096	22391	22918	21834	20343	21893	23652	22177	22677	21516
39	22635	22077	22372	22898	21815	20326	21875	23632	22158	22658
40	24453	22613	22056	22351	22877	21794	20307	21854	23609	22137
41	21104	24427	22589	22033	22327	22852	21771	20285	21830	23584
42	21160	21079	24398	22563	22007	22301	22825	21745	20261	21805
43	18880	21132	21052	24366	22533	21978	22272	22796	21717	20235
44	19912	18853	21102	21021	24331	22501	21946	22239	22763	21686
45	19598	19880	18822	21068	20987	24292	22464	21911	22203	22726
46	17521	19565	19846	18790	21032	20952	24251	22426	21874	22166
47	15987	17491	19532	19813	18758	20996	20916	24210	22388	21837
48	14214	15960	17462	19499	19779	18727	20961	20881	24169	22350
49	14915	14190	15933	17432	19465	19745	18695	20925	20845	24128

Albania population projections (2001-2021)
 Higher mortality (HM)-Higher fertility (HF)-No migration (NoM)
 Population by sex and single of age at each 1st of January

Females										
F	2001	2002	2003	2004	2005	2006	2007	2008	2009	2010
50	15855	14884	14160	15899	17395	19424	19704	18655	20881	20801
51	14733	15815	14846	14124	15859	17351	19375	19654	18608	20828
52	13986	14696	15775	14808	14088	15819	17307	19326	19604	18561
53	12832	13951	14659	15735	14771	14053	15779	17264	19277	19555
54	10571	12800	13915	14622	15695	14734	14017	15739	17220	19229
55	10209	10545	12768	13881	14586	15657	14698	13983	15701	17178
56	10725	10183	10518	12736	13846	14549	15617	14660	13948	15661
57	12478	10694	10154	10488	12699	13806	14507	15572	14618	13908
58	13915	12437	10659	10121	10454	12658	13761	14459	15521	14570
59	11618	13863	12391	10619	10083	10415	12610	13710	14405	15463
60	13235	11569	13804	12338	10574	10040	10370	12557	13651	14344
61	11061	13171	11513	13737	12278	10523	9991	10320	12496	13585
62	10562	11000	13098	11449	13661	12210	10465	9936	10263	12427
63	9948	10496	10931	13016	11377	13576	12134	10399	9874	10199
64	10191	9877	10421	10853	12923	11296	13479	12047	10325	9803
65	10137	10108	9796	10336	10764	12818	11204	13369	11949	10241
66	8287	10043	10014	9706	10240	10665	12699	11100	13245	11838
67	8514	8200	9937	9909	9603	10132	10552	12565	10983	13105
68	7612	8412	8101	9818	9790	9488	10010	10425	12414	10851
69	7250	7508	8297	7990	9683	9656	9358	9873	10283	12244
70	9851	7137	7391	8168	7866	9533	9505	9212	9720	10123
71	5423	9677	7011	7260	8023	7727	9364	9337	9049	9547
72	6508	5314	9482	6870	7114	7861	7571	9175	9149	8867
73	6247	6359	5192	9264	6712	6951	7681	7397	8965	8939
74	5126	6084	6193	5057	9023	6537	6770	7481	7205	8731
75	6952	4974	5904	6010	4907	8756	6343	6569	7259	6991
76	3979	6718	4807	5705	5807	4742	8461	6130	6348	7015
77	4136	3827	6461	4623	5487	5585	4560	8137	5895	6105
78	3805	3956	3660	6180	4422	5248	5342	4362	7783	5639
79	3183	3617	3761	3480	5875	4203	4989	5078	4146	7399
80	7332	3005	3414	3550	3285	5545	3968	4709	4794	3914
81	1685	6866	2814	3197	3324	3076	5193	3715	4410	4489
82	2325	1564	6371	2611	2967	3085	2854	4818	3448	4092
83	1532	2135	1436	5850	2397	2724	2833	2621	4425	3166
84	1397	1390	1938	1303	5309	2176	2472	2571	2378	4016
85	1898	1251	1245	1735	1167	4754	1948	2214	2302	2129
86	1673	1673	1103	1098	1530	1029	4191	1718	1952	2029
87	1450	1450	1450	955	951	1325	891	3631	1488	1691
88	1231	1231	1231	1231	811	808	1125	757	3084	1264
89	1022	1022	1022	1022	1022	674	670	934	628	2560
90	827	827	827	827	827	827	545	542	756	508
91	649	649	649	649	649	649	649	428	426	594
92	493	493	493	493	493	493	493	493	325	323
93	360	360	360	360	360	360	360	360	360	237
94	252	252	252	252	252	252	252	252	252	252
95	168	168	168	168	168	168	168	168	168	168
96	105	105	105	105	105	105	105	105	105	105
97	62	62	62	62	62	62	62	62	62	62
98	34	34	34	34	34	34	34	34	34	34
99	17	17	17	17	17	17	17	17	17	17
Total	1535822	1554219	1572181	1589866	1607546	1625259	1643013	1660793	1678563	1696397



Population projections results

Albania population projections (2001-2021)

Higher mortality (HM)-Higher fertility (HF)-No migration (NoM)

Population by sex and single of age at each 1st of January

Females											
F	2011	2012	2013	2014	2015	2016	2017	2018	2019	2020	2021
0	26794	27017	27150	27187	27127	26974	26722	26368	25925	25416	24860
1	26341	26637	26858	26990	27027	26967	26816	26565	26213	25773	25266
2	25958	26303	26599	26820	26952	26988	26929	26777	26527	26176	25736
3	25672	25930	26275	26570	26791	26923	26959	26900	26749	26499	26148
4	25371	25651	25909	26253	26548	26769	26901	26937	26877	26726	26477
5	25078	25356	25636	25894	26238	26533	26754	26885	26922	26862	26711
6	24815	25068	25346	25626	25884	26228	26523	26743	26875	26911	26852
7	24610	24806	25059	25337	25617	25875	26219	26514	26734	26865	26902
8	24694	24602	24799	25051	25329	25609	25867	26210	26505	26725	26857
9	24953	24687	24596	24792	25044	25322	25602	25859	26203	26498	26718
10	25686	24948	24682	24590	24786	25039	25317	25597	25854	26198	26492
11	25037	25682	24944	24678	24587	24782	25035	25313	25593	25850	26193
12	25068	25033	25677	24939	24673	24582	24778	25030	25308	25588	25845
13	26929	25063	25027	25672	24934	24668	24577	24773	25025	25303	25583
14	28820	26923	25057	25021	25666	24928	24662	24571	24767	25019	25297
15	30183	28813	26916	25051	25015	25659	24921	24656	24565	24760	25012
16	28571	30175	28804	26908	25043	25008	25652	24914	24649	24558	24753
17	28442	28562	30165	28795	26900	25035	25000	25643	24906	24641	24550
18	29848	28432	28551	30154	28785	26890	25027	24991	25634	24897	24632
19	32074	29837	28421	28540	30143	28774	26880	25017	24981	25624	24888
20	33025	32059	29822	28407	28526	30128	28759	26866	25004	24969	25612
21	31565	33007	32040	29805	28391	28510	30111	28743	26851	24990	24955
22	31343	31548	32989	32023	29789	28375	28494	30094	28728	26837	24977
23	31694	31326	31531	32971	32006	29773	28360	28479	30078	28712	26822
24	30778	31677	31309	31514	32953	31989	29757	28345	28464	30062	28697
25	32697	30762	31661	31293	31497	32936	31972	29741	28330	28449	30046
26	30844	32680	30745	31644	31277	31481	32919	31955	29726	28315	28434
27	29189	30826	32661	30728	31626	31258	31462	32900	31937	29708	28299
28	29428	29170	30806	32639	30708	31605	31238	31442	32878	31916	29689
29	26619	29407	29149	30783	32615	30685	31582	31215	31419	32854	31892
30	25927	26601	29386	29129	30762	32593	30664	31560	31194	31397	32831
31	24274	25910	26584	29368	29110	30742	32572	30644	31540	31174	31377
32	23891	24258	25893	26566	29348	29091	30722	32551	30624	31519	31153
33	22354	23875	24241	25875	26548	29328	29071	30701	32528	30603	31497
34	23074	22338	23858	24224	25857	26529	29307	29050	30679	32505	30581
35	22847	23057	22322	23841	24206	25838	26510	29286	29029	30657	32482
36	22544	22830	23040	22306	23823	24189	25819	26491	29265	29008	30635
37	20447	22527	22812	23022	22289	23805	24170	25799	26470	29242	28985
38	22796	20431	22509	22794	23004	22271	23786	24151	25779	26449	29219
39	21498	22777	20414	22490	22775	22985	22252	23766	24130	25757	26426
40	22636	21478	22755	20394	22468	22753	22963	22231	23743	24107	25732
41	22113	22612	21455	22731	20372	22444	22729	22938	22207	23718	24081
42	23557	22087	22585	21430	22704	20349	22418	22702	22911	22181	23690
43	21776	23526	22059	22556	21402	22675	20322	22389	22672	22881	22152
44	20205	21745	23492	22027	22523	21371	22642	20292	22356	22639	22848
45	21651	20173	21710	23454	21991	22487	21336	22605	20260	22320	22603
46	22687	21614	20139	21673	23414	21954	22449	21300	22567	20225	22282
47	22128	22649	21577	20105	21636	23374	21916	22411	21264	22529	20191
48	21800	22091	22610	21541	20070	21599	23335	21879	22373	21228	22491
49	22312	21763	22053	22572	21504	20036	21563	23295	21842	22335	21192

Albania population projections (2001-2021)
 Higher mortality (HM)-Higher fertility (HF)-No migration (NoM)
 Population by sex and single of age at each 1st of January

Females											
F	2011	2012	2013	2014	2015	2016	2017	2018	2019	2020	2021
50	24077	22265	21717	22007	22524	21459	19994	21517	23246	21796	22288
51	20749	24016	22209	21662	21951	22468	21404	19944	21463	23187	21741
52	20776	20696	23955	22153	21607	21896	22411	21350	19893	21409	23129
53	18514	20723	20644	23895	22097	21552	21840	22354	21296	19843	21355
54	19505	18468	20671	20592	23834	22041	21498	21785	22298	21243	19793
55	19182	19458	18422	20620	20542	23776	21987	21445	21732	22243	21191
56	17134	19133	19408	18376	20568	20490	23716	21932	21391	21677	22187
57	15616	17085	19078	19352	18323	20509	20431	23647	21868	21330	21614
58	13862	15565	17029	19016	19289	18263	20441	20364	23570	21797	21260
59	14516	13810	15506	16966	18945	19217	18195	20365	20288	23482	21715
60	15398	14454	13751	15440	16893	18864	19135	18117	20279	20201	23382
61	14275	15323	14384	13685	15366	16812	18773	19043	18029	20180	20103
62	13510	14196	15238	14305	13609	15281	16719	18669	18938	17930	20069
63	12349	13425	14107	15143	14215	13524	15185	16614	18552	18819	17817
64	10126	12261	13329	14006	15034	14113	13427	15076	16495	18419	18684
65	9723	10043	12161	13221	13892	14912	13998	13318	14954	16361	18269
66	10146	9633	9950	12048	13098	13763	14774	13869	13194	14815	16209
67	11713	10039	9531	9845	11921	12960	13618	14618	13722	13055	14659
68	12948	11572	9918	9417	9727	11778	12804	13454	14442	13557	12898
69	10702	12771	11414	9782	9288	9594	11617	12629	13270	14245	13372
70	12054	10536	12572	11237	9630	9144	9445	11436	12433	13064	14023
71	9943	11840	10349	12349	11038	9460	8982	9277	11233	12213	12832
72	9355	9743	11602	10141	12100	10815	9269	8801	9091	11007	11967
73	8664	9141	9520	11336	9908	11823	10567	9057	8599	8882	10755
74	8706	8438	8903	9272	11040	9650	11515	10292	8821	8375	8651
75	8473	8448	8188	8639	8997	10713	9364	11174	9987	8559	8127
76	6756	8187	8164	7912	8348	8694	10352	9049	10797	9651	8271
77	6746	6497	7874	7851	7609	8028	8361	9956	8702	10384	9281
78	5839	6453	6215	7531	7510	7278	7679	7998	9523	8324	9933
79	5360	5551	6134	5908	7160	7139	6919	7300	7603	9053	7913
80	6984	5060	5240	5791	5577	6758	6739	6531	6891	7177	8546
81	3665	6540	4738	4907	5422	5222	6329	6311	6116	6453	6720
82	4165	3401	6068	4397	4553	5031	4846	5872	5856	5675	5988
83	3758	3825	3123	5573	4038	4181	4620	4450	5393	5377	5211
84	2873	3410	3471	2834	5057	3664	3794	4193	4038	4894	4880
85	3595	2572	3053	3108	2538	4528	3281	3397	3754	3616	4382
86	1878	3170	2268	2692	2740	2237	3992	2892	2995	3310	3188
87	1758	1627	2746	1965	2332	2374	1938	3459	2506	2595	2868
88	1436	1493	1382	2332	1669	1981	2016	1646	2938	2128	2204
89	1049	1192	1240	1147	1936	1385	1644	1674	1367	2439	1767
90	2071	849	964	1003	928	1566	1121	1330	1354	1106	1973
91	399	1627	667	758	788	729	1230	880	1045	1064	868
92	451	303	1235	506	575	598	553	934	668	793	808
93	236	329	222	903	370	420	437	404	683	488	580
94	166	165	230	155	631	259	294	306	283	477	342
95	168	110	110	153	103	420	172	195	203	188	317
96	105	105	69	69	96	65	263	108	123	127	118
97	62	62	62	41	40	56	38	154	63	72	75
98	34	34	34	34	22	22	31	21	84	34	39
99	17	17	17	17	17	11	11	15	10	42	17
Total	1714233	1731986	1749562	1766860	1783780	1800229	1816109	1831309	1845738	1859330	1872019



Population projections results

Albania population projections (2001-2021)

Higher mortality (HM)-Higher fertility (HF)-No migration (NoM)

Population by sex and single of age at each 1st of January

Males										
M	2001	2002	2003	2004	2005	2006	2007	2008	2009	2010
0	28178	27210	26920	26821	27034	27310	27613	27918	28199	28574
1	27621	27966	27006	26718	26619	26831	27104	27405	27708	27987
2	26974	27577	27922	26963	26675	26577	26789	27061	27362	27664
3	28628	26939	27542	27886	26928	26641	26543	26754	27026	27327
4	30285	28598	26911	27512	27856	26900	26613	26514	26726	26998
5	32261	30261	28575	26889	27490	27834	26878	26592	26493	26704
6	30185	32242	30243	28558	26873	27474	27817	26862	26576	26477
7	29516	30168	32224	30226	28542	26858	27459	27802	26847	26561
8	31587	29501	30153	32208	30211	28527	26845	27445	27788	26834
9	34006	31572	29487	30138	32192	30196	28514	26832	27431	27774
10	34321	33992	31559	29475	30126	32179	30184	28502	26821	27420
11	33160	34310	33981	31548	29465	30116	32168	30174	28492	26812
12	32749	33147	34296	33967	31536	29453	30104	32155	30162	28481
13	33174	32733	33131	34279	33951	31520	29439	30089	32140	30147
14	31747	33153	32712	33110	34257	33929	31500	29420	30070	32119
15	32944	31727	33132	32692	33089	34236	33908	31481	29402	30052
16	30135	32924	31708	33112	32672	33069	34215	33888	31462	29384
17	27605	30112	32899	31684	33087	32647	33043	34189	33861	31437
18	27614	27580	30084	32869	31655	33056	32617	33013	34158	33830
19	25275	27586	27552	30054	32835	31622	33023	32584	32980	34123
20	23798	25245	27553	27519	30018	32796	31585	32984	32545	32941
21	22330	23767	25213	27518	27484	29979	32754	31544	32941	32503
22	21898	22301	23736	25180	27482	27448	29940	32711	31503	32898
23	21306	21869	22271	23705	25146	27445	27411	29900	32668	31461
24	20952	21278	21840	22242	23673	25113	27409	27375	29861	32625
25	20632	20922	21247	21809	22210	23639	25077	27369	27336	29818
26	20797	20599	20888	21213	21774	22174	23602	25037	27326	27292
27	19202	20764	20566	20855	21180	21739	22139	23564	24997	27282
28	20907	19170	20729	20532	20820	21144	21703	22102	23524	24955
29	20486	20869	19135	20692	20495	20783	21106	21664	22062	23482
30	20860	20451	20834	19103	20657	20460	20747	21070	21627	22025
31	21007	20827	20419	20801	19073	20624	20428	20715	21037	21593
32	22031	20972	20793	20386	20767	19042	20590	20395	20681	21003
33	20792	21993	20936	20757	20351	20731	19009	20555	20359	20645
34	19507	20755	21954	20899	20720	20314	20694	18975	20518	20323
35	20636	19472	20718	21914	20861	20683	20278	20657	18941	20481
36	22118	20599	19438	20681	21876	20824	20646	20242	20621	18907
37	22516	22079	20563	19403	20644	21837	20788	20610	20206	20584
38	21739	22476	22039	20526	19369	20608	21798	20750	20573	20170
39	23198	21699	22435	21999	20489	19333	20570	21758	20713	20536
40	24061	23156	21660	22394	21959	20451	19298	20532	21718	20675
41	22192	24017	23114	21620	22353	21919	20414	19263	20495	21679
42	21654	22150	23972	23070	21579	22311	21877	20375	19226	20456
43	19687	21610	22105	23923	23023	21535	22265	21833	20334	19187
44	20327	19643	21561	22055	23869	22971	21486	22215	21783	20288
45	20333	20278	19595	21509	22001	23811	22915	21435	22161	21731
46	18432	20281	20226	19545	21454	21945	23750	22856	21380	22104
47	17090	18379	20223	20168	19489	21393	21882	23682	22791	21319
48	14848	17036	18321	20159	20104	19427	21325	21813	23607	22719
49	16009	14796	16976	18257	20088	20034	19359	21250	21736	23524

Albania population projections (2001-2021)
 Higher mortality (HM)-Higher fertility (HF)-No migration (NoM)
 Population by sex and single of age at each 1st of January

Males										
M	2001	2002	2003	2004	2005	2006	2007	2008	2009	2010
50	16535	15947	14738	16910	18186	20010	19956	19284	21167	21652
51	16060	16463	15877	14674	16836	18107	19923	19869	19200	21075
52	14409	15983	16384	15801	14604	16755	18020	19827	19773	19108
53	13746	14332	15897	16297	15717	14526	16666	17923	19721	19668
54	11060	13664	14247	15803	16200	15623	14439	16567	17817	19604
55	11394	10987	13574	14153	15699	16093	15520	14344	16458	17700
56	12246	11311	10907	13475	14050	15584	15975	15407	14239	16337
57	13172	12147	11219	10818	13366	13935	15457	15846	15282	14124
58	13965	13053	12037	11118	10721	13245	13810	15318	15703	15144
59	11729	13825	12923	11917	11006	10613	13113	13672	15165	15546
60	12847	11599	13672	12779	11784	10884	10495	12967	13520	14996
61	11501	12689	11456	13503	12621	11639	10750	10366	12807	13353
62	11804	11344	12515	11299	13318	12449	11479	10603	10224	12632
63	10731	11625	11171	12325	11127	13116	12259	11305	10442	10069
64	11077	10550	11429	10983	12117	10940	12895	12053	11114	10266
65	11046	10870	10353	11215	10777	11890	10735	12653	11827	10907
66	9588	10817	10644	10138	10982	10554	11643	10512	12391	11582
67	8984	9367	10568	10399	9904	10729	10311	11375	10270	12106
68	7679	8755	9128	10298	10133	9651	10455	10047	11085	10008
69	6639	7461	8507	8869	10006	9846	9378	10159	9763	10771
70	8667	6430	7227	8239	8591	9692	9537	9083	9840	9456
71	6476	8365	6207	6975	7952	8292	9354	9205	8767	9497
72	6596	6226	8042	5967	6706	7645	7972	8993	8850	8429
73	5660	6314	5960	7698	5712	6419	7318	7631	8609	8471
74	4096	5392	6015	5677	7333	5441	6115	6972	7269	8201
75	3892	3881	5109	5699	5379	6948	5155	5794	6606	6887
76	2922	3666	3655	4812	5368	5067	6545	4856	5457	6222
77	3557	2734	3430	3420	4502	5022	4740	6123	4543	5106
78	3477	3304	2539	3186	3177	4182	4665	4403	5687	4220
79	2638	3203	3044	2339	2935	2926	3852	4297	4056	5239
80	3846	2408	2924	2778	2136	2679	2672	3517	3923	3703
81	1659	3476	2177	2643	2511	1930	2421	2414	3178	3545
82	1704	1483	3106	1945	2362	2244	1725	2164	2158	2840
83	1184	1504	1309	2742	1717	2085	1981	1523	1910	1905
84	977	1031	1309	1139	2387	1495	1815	1724	1325	1663
85	987	838	884	1123	977	2046	1281	1556	1478	1136
86	832	832	706	745	946	823	1725	1080	1311	1246
87	688	688	688	584	616	782	681	1426	893	1085
88	557	557	557	557	473	499	634	551	1155	723
89	441	441	441	441	441	374	395	501	436	914
90	340	340	340	340	340	340	288	304	386	336
91	254	254	254	254	254	254	254	216	228	289
92	184	184	184	184	184	184	184	184	156	165
93	129	129	129	129	129	129	129	129	129	109
94	87	87	87	87	87	87	87	87	87	87
95	56	56	56	56	56	56	56	56	56	56
96	34	34	34	34	34	34	34	34	34	34
97	20	20	20	20	20	20	20	20	20	20
98	11	11	11	11	11	11	11	11	11	11
99	5	5	5	5	5	5	5	5	5	5
Total	1527496	1545428	1562785	1579741	1596593	1613391	1630152	1646868	1663506	1680155



Population projections results

Albania population projections (2001-2021)

Higher mortality (HM)-Higher fertility (HF)-No migration (NoM)

Population by sex and single of age at each 1st of January

Males											
M	2011	2012	2013	2014	2015	2016	2017	2018	2019	2020	2021
0	28895	29135	29278	29318	29253	29089	28817	28435	27957	27408	26808
1	28359	28678	28916	29058	29098	29033	28870	28601	28222	27747	27202
2	27942	28314	28632	28870	29012	29051	28987	28824	28555	28177	27703
3	27629	27906	28277	28595	28833	28975	29014	28950	28787	28518	28140
4	27298	27599	27877	28247	28565	28802	28944	28983	28919	28757	28488
5	26976	27276	27577	27854	28225	28542	28779	28921	28960	28896	28733
6	26688	26960	27259	27561	27838	28208	28525	28762	28904	28942	28879
7	26463	26674	26945	27244	27546	27822	28192	28509	28746	28888	28927
8	26548	26449	26660	26932	27231	27532	27808	28178	28495	28731	28873
9	26820	26535	26437	26647	26918	27217	27518	27795	28164	28481	28717
10	27763	26810	26524	26426	26636	26907	27206	27507	27784	28153	28469
11	27411	27754	26801	26515	26417	26627	26898	27197	27498	27774	28143
12	26801	27400	27743	26790	26505	26406	26617	26888	27186	27487	27763
13	28467	26788	27387	27729	26777	26492	26394	26604	26875	27173	27474
14	30128	28449	26771	27369	27712	26760	26475	26377	26587	26858	27156
15	32099	30109	28431	26754	27352	27694	26743	26458	26360	26570	26841
16	30033	32080	30091	28414	26738	27336	27678	26727	26442	26344	26554
17	29361	30010	32055	30068	28392	26717	27315	27656	26706	26422	26324
18	31409	29334	29983	32026	30040	28366	26693	27290	27631	26682	26398
19	33796	31377	29305	29952	31993	30009	28337	26666	27262	27603	26655
20	34083	33756	31340	29270	29917	31955	29974	28304	26634	27230	27570
21	32898	34039	33713	31299	29232	29878	31914	29935	28267	26600	27195
22	32461	32855	33994	33668	31258	29194	29839	31872	29896	28230	26565
23	32854	32418	32811	33949	33624	31217	29155	29800	31830	29856	28193
24	31420	32811	32375	32768	33904	33579	31175	29117	29760	31788	29817
25	32578	31374	32764	32328	32721	33855	33531	31130	29075	29717	31742
26	29770	32526	31324	32712	32277	32669	33801	33477	31081	29028	29670
27	27248	29723	32474	31274	32659	32225	32617	33747	33424	31031	28982
28	27237	27203	29673	32419	31222	32605	32171	32562	33691	33368	30979
29	24910	27188	27154	29620	32361	31166	32546	32113	32503	33630	33308
30	23442	24868	27141	27108	29569	32306	31113	32491	32059	32448	33573
31	21990	23406	24829	27099	27066	29523	32256	31064	32440	32009	32398
32	21558	21954	23367	24788	27054	27021	29475	32203	31013	32387	31956
33	20966	21520	21916	23327	24745	27008	26974	29424	32147	30960	32331
34	20608	20929	21482	21877	23285	24701	26960	26926	29371	32090	30904
35	20287	20572	20892	21444	21838	23244	24657	26911	26878	29319	32032
36	20445	20251	20535	20855	21406	21799	23202	24613	26864	26830	29267
37	18874	20409	20215	20499	20818	21368	21761	23161	24570	26816	26783
38	20547	18840	20373	20179	20462	20780	21329	21722	23120	24526	26768
39	20133	20510	18806	20335	20142	20425	20742	21290	21682	23078	24481
40	20498	20096	20472	18771	20298	20105	20388	20705	21252	21643	23036
41	20637	20461	20060	20435	18737	20261	20069	20350	20667	21213	21603
42	21638	20598	20422	20022	20396	18702	20223	20031	20312	20628	21173
43	20414	21593	20556	20380	19981	20355	18664	20182	19990	20270	20586
44	19144	20368	21545	20509	20334	19936	20309	18621	20136	19944	20224
45	20239	19097	20319	21493	20460	20285	19888	20260	18576	20087	19896
46	21675	20187	19048	20267	21438	20407	20233	19837	20208	18529	20036
47	22041	21613	20129	18994	20209	21376	20349	20175	19780	20150	18476
48	21251	21972	21545	20066	18934	20145	21309	20285	20112	19718	20086
49	22639	21177	21894	21469	19995	18867	20074	21234	20214	20041	19648

Albania population projections (2001-2021)
 Higher mortality (HM)-Higher fertility (HF)-No migration (NoM)
 Population by sex and single of age at each 1st of January

Males											
M	2011	2012	2013	2014	2015	2016	2017	2018	2019	2020	2021
50	23432	22551	21094	21809	21385	19917	18794	19996	21151	20135	19963
51	21558	23331	22453	21002	21714	21293	19831	18712	19909	21059	20047
52	20974	21454	23219	22345	20901	21610	21190	19735	18622	19814	20958
53	19006	20862	21339	23095	22226	20790	21494	21077	19630	18523	19708
54	19551	18893	20738	21213	22957	22094	20666	21367	20952	19513	18413
55	19475	19422	18768	20601	21073	22806	21948	20530	21226	20814	19385
56	17570	19332	19280	18631	20451	20919	22639	21788	20380	21071	20662
57	16205	17427	19175	19124	18480	20284	20749	22456	21611	20214	20900
58	13996	16059	17270	19003	18951	18313	20102	20562	22253	21416	20032
59	14992	13856	15898	17097	18812	18761	18130	19900	20356	22030	21201
60	15373	14826	13702	15721	16907	18603	18553	17928	19679	20130	21786
61	14811	15183	14643	13533	15527	16699	18374	18324	17707	19436	19882
62	13170	14608	14975	14442	13348	15315	16470	18122	18073	17465	19170
63	12440	12970	14387	14748	14223	13145	15082	16220	17847	17799	17199
64	9899	12230	12751	14144	14499	13983	12924	14828	15947	17546	17499
65	10073	9714	12001	12513	13879	14228	13722	12682	14550	15648	17218
66	10680	9864	9512	11752	12253	13591	13933	13437	12419	14248	15324
67	11315	10434	9637	9293	11482	11971	13278	13612	13127	12133	13920
68	11796	11026	10168	9391	9056	11188	11665	12939	13264	12792	11823
69	9724	11462	10714	9880	9125	8799	10871	11335	12573	12888	12430
70	10433	9419	11102	10377	9569	8839	8523	10530	10979	12178	12484
71	9127	10069	9091	10716	10016	9236	8531	8226	10163	10596	11754
72	9131	8775	9681	8740	10302	9629	8880	8201	7909	9771	10187
73	8068	8740	8399	9266	8366	9861	9217	8500	7851	7570	9353
74	8070	7686	8326	8001	8827	7970	9394	8781	8097	7479	7211
75	7770	7646	7282	7889	7581	8364	7551	8901	8320	7672	7086
76	6487	7318	7202	6859	7430	7140	7878	7112	8383	7836	7226
77	5821	6070	6847	6738	6418	6952	6681	7371	6655	7844	7332
78	4743	5407	5637	6360	6258	5961	6457	6205	6846	6181	7285
79	3887	4369	4981	5193	5859	5765	5491	5949	5716	6307	5694
80	4783	3549	3989	4547	4741	5349	5263	5013	5431	5219	5758
81	3347	4323	3207	3605	4110	4285	4834	4757	4531	4908	4716
82	3169	2991	3863	2866	3222	3673	3829	4320	4251	4049	4386
83	2507	2797	2640	3410	2530	2844	3242	3380	3813	3752	3574
84	1658	2183	2435	2298	2969	2203	2476	2822	2943	3320	3267
85	1426	1422	1871	2087	1970	2545	1888	2122	2420	2523	2846
86	958	1202	1198	1577	1759	1661	2145	1592	1789	2039	2126
87	1030	792	994	991	1304	1455	1373	1774	1316	1479	1686
88	878	834	641	805	802	1056	1178	1112	1437	1066	1198
89	572	695	660	507	636	635	835	932	880	1136	843
90	704	441	535	509	391	491	489	644	718	678	876
91	252	527	330	401	381	293	367	366	482	538	508
92	210	182	382	239	291	276	212	266	265	349	390
93	115	147	128	267	167	203	193	148	186	186	244
94	73	77	98	86	179	112	136	130	100	125	125
95	56	47	50	63	55	115	72	88	83	64	80
96	34	34	29	30	39	34	70	44	54	51	39
97	20	20	20	17	18	22	19	41	25	31	29
98	11	11	11	11	9	10	12	11	22	14	17
99	5	5	5	5	5	5	5	6	5	11	7
Total	1696758	1713230	1729477	1745393	1760879	1775838	1790168	1803764	1816536	1828422	1839374



Population projections results

Albania population projections (2001-2021)

Higher mortality (HM)-Higher fertility (HF)-No migration (NoM)

Population by sex and single of age at each 1st of January

Both sexes										
MF	2001	2002	2003	2004	2005	2006	2007	2008	2009	2010
0	54157	52442	51884	51692	52104	52634	53218	53807	54348	55070
1	52799	53793	52090	51535	51344	51753	52280	52860	53445	53982
2	52152	52719	53711	52011	51457	51266	51675	52201	52781	53364
3	55652	52090	52657	53648	51949	51396	51206	51614	52139	52718
4	59189	55599	52041	52607	53597	51900	51347	51157	51565	52090
5	62523	59148	55561	52005	52570	53560	51864	51312	51122	51529
6	58827	62492	59119	55533	51979	52544	53533	51838	51286	51096
7	58028	58800	62463	59092	55508	51955	52520	53509	51815	51263
8	61510	58004	58776	62438	59068	55485	51934	52498	53486	51793
9	66164	61486	57982	58753	62413	59045	55463	51914	52478	53466
10	67442	66143	61467	57964	58735	62394	59026	55446	51898	52461
11	64829	67425	66127	61452	57949	58720	62378	59012	55432	51885
12	64207	64810	67406	66108	61434	57932	58703	62360	58995	55416
13	64995	64184	64787	67382	66084	61412	57912	58682	62338	58974
14	62657	64966	64156	64759	67352	66055	61385	57887	58657	62311
15	65790	62629	64937	64128	64730	67322	66026	61358	57861	58630
16	61127	65761	62601	64908	64099	64701	67292	65996	61330	57835
17	56942	61094	65725	62567	64873	64064	64665	67255	65960	61296
18	57200	56906	61055	65683	62527	64831	64023	64624	67212	65917
19	52046	57160	56867	61012	65637	62482	64785	63977	64578	67164
20	49878	52003	57113	56820	60962	65582	62430	64730	63923	64523
21	46749	49833	51955	57061	56768	60906	65521	62372	64670	63864
22	45935	46706	49787	51908	57009	56716	60849	65460	62314	64609
23	43800	45893	46664	49742	51860	56956	56664	60793	65399	62255
24	44174	43760	45851	46621	49696	51813	56904	56612	60737	65339
25	43630	44132	43717	45807	46576	49649	51762	56850	56557	60678
26	43495	43585	44086	43672	45760	46528	49597	51708	56790	56498
27	39793	43449	43539	44039	43625	45711	46479	49545	51653	56730
28	43867	39748	43399	43489	43989	43575	45659	46426	49488	51594
29	42141	43812	39698	43345	43436	43935	43520	45602	46368	49427
30	43667	42091	43761	39651	43294	43385	43884	43469	45549	46314
31	43297	43620	42046	43714	39608	43248	43339	43837	43422	45500
32	45788	43248	43571	41998	43665	39563	43199	43290	43787	43372
33	42767	45734	43196	43519	41948	43613	39516	43148	43239	43735
34	39912	42714	45677	43143	43466	41896	43560	39468	43095	43186
35	42520	39862	42661	45621	43090	43412	41844	43506	39419	43042
36	45072	42467	39813	42609	45565	43036	43359	41792	43453	39371
37	44925	45015	42414	39763	42555	45508	42982	43305	41740	43399
38	43835	44867	44957	42360	39712	42501	45450	42927	43250	41687
39	45833	43777	44807	44898	42304	39659	42444	45390	42871	43193
40	48514	45769	43716	44745	44836	42246	39605	42386	45328	42812
41	43296	48444	45703	43653	44680	44771	42185	39548	42325	45263
42	42814	43229	48370	45633	43586	44611	44703	42121	39488	42261
43	38567	42742	43156	48289	45556	43513	44537	44628	42051	39422
44	40239	38495	42663	43076	48200	45471	43433	44454	44546	41973
45	39931	40158	38417	42577	42989	48103	45379	43345	44365	44457
46	35953	39846	40072	38335	42486	42897	48001	45283	43253	44270
47	33077	35871	39755	39981	38248	42389	42799	47892	45179	43155
48	29062	32996	35783	39658	39883	38154	42286	42694	47776	45069
49	30924	28986	32909	35689	39554	39779	38054	42175	42582	47652

Albania population projections (2001-2021)
 Higher mortality (HM)-Higher fertility (HF)-No migration (NoM)
 Population by sex and single of age at each 1st of January

Both sexes										
MF	2001	2002	2003	2004	2005	2006	2007	2008	2009	2010
50	32390	30830	28898	32809	35581	39434	39659	37939	42048	42453
51	30793	32278	30723	28798	32696	35458	39298	39523	37808	41903
52	28395	30678	32159	30609	28692	32574	35327	39153	39378	37669
53	26578	28283	30556	32032	30487	28578	32445	35187	38999	39223
54	21631	26464	28162	30425	31895	30357	28457	32306	35037	38833
55	21603	21532	26343	28034	30285	31750	30218	28327	32158	34878
56	22971	21494	21425	26211	27896	30133	31593	30067	28187	31998
57	25650	22841	21373	21306	26065	27742	29964	31418	29900	28031
58	27880	25490	22696	21238	21174	25903	27571	29777	31224	29714
59	23347	27688	25313	22536	21089	21028	25723	27381	29570	31009
60	26082	23167	27476	25117	22358	20924	20866	25524	27171	29340
61	22562	25859	22968	27240	24900	22162	20741	20686	25303	26938
62	22366	22344	25613	22748	26980	24659	21944	20539	20487	25059
63	20679	22120	22102	25341	22504	26691	24393	21704	20315	20268
64	21268	20427	21849	21836	25040	22235	26373	24100	21439	20069
65	21183	20978	20149	21551	21542	24708	21939	26022	23776	21147
66	17875	20860	20658	19843	21222	21218	24342	21612	25636	23420
67	17498	17567	20505	20308	19508	20861	20863	23940	21253	25211
68	15291	17166	17229	20115	19923	19139	20465	20473	23499	20859
69	13889	14969	16803	16860	19689	19502	18736	20032	20045	23015
70	18518	13568	14618	16407	16457	19224	19043	18296	19560	19579
71	11899	18042	13217	14236	15975	16018	18718	18542	17816	19045
72	13104	11540	17524	12837	13820	15507	15543	18168	17999	17296
73	11907	12673	11152	16963	12424	13370	15000	15028	17574	17411
74	9222	11476	12208	10734	16356	11978	12885	14453	14474	16932
75	10844	8855	11013	11708	10286	15704	11499	12363	13865	13879
76	6901	10384	8462	10517	11175	9808	15005	10985	11805	13236
77	7693	6561	9891	8043	9989	10607	9301	14260	10438	11211
78	7282	7260	6200	9365	7598	9430	10007	8765	13470	9859
79	5821	6820	6804	5819	8809	7130	8841	9375	8203	12638
80	11178	5413	6339	6329	5420	8225	6639	8226	8717	7617
81	3344	10342	4990	5840	5835	5006	7614	6130	7588	8034
82	4029	3046	9477	4556	5329	5329	4579	6982	5605	6932
83	2716	3639	2744	8592	4114	4809	4814	4143	6335	5071
84	2374	2421	3247	2442	7696	3670	4287	4295	3704	5678
85	2885	2088	2128	2857	2143	6800	3229	3770	3780	3266
86	2505	2505	1809	1842	2476	1852	5916	2798	3263	3275
87	2138	2138	2138	1539	1567	2108	1572	5058	2381	2776
88	1788	1788	1788	1788	1284	1306	1759	1308	4239	1987
89	1463	1463	1463	1463	1463	1048	1065	1436	1064	3474
90	1167	1167	1167	1167	1167	1167	833	846	1142	844
91	904	904	904	904	904	904	904	644	654	883
92	677	677	677	677	677	677	677	677	481	488
93	489	489	489	489	489	489	489	489	489	347
94	339	339	339	339	339	339	339	339	339	339
95	223	223	223	223	223	223	223	223	223	223
96	139	139	139	139	139	139	139	139	139	139
97	81	81	81	81	81	81	81	81	81	81
98	44	44	44	44	44	44	44	44	44	44
99	22	22	22	22	22	22	22	22	22	22
Total	3063318	3099647	3134966	3169607	3204140	3238650	3273165	3307661	3342069	3376552



Population projections results

Albania population projections (2001-2021)

Higher mortality (HM)-Higher fertility (HF)-No migration (NoM)

Population by sex and single of age at each 1st of January

		Both sexes									
MF	2011	2012	2013	2014	2015	2016	2017	2018	2019	2020	2021
0	55689	56152	56428	56505	56380	56063	55540	54804	53883	52824	51668
1	54700	55315	55774	56049	56124	56000	55686	55166	54435	53520	52469
2	53901	54617	55231	55690	55964	56040	55916	55602	55083	54353	53439
3	53301	53837	54552	55166	55624	55898	55973	55850	55536	55018	54288
4	52668	53250	53786	54501	55113	55571	55845	55920	55796	55483	54965
5	52054	52632	53214	53749	54463	55075	55533	55806	55881	55758	55445
6	51504	52028	52606	53187	53722	54436	55048	55505	55778	55854	55730
7	51073	51480	52004	52582	53163	53697	54411	55023	55480	55753	55828
8	51241	51052	51459	51982	52560	53141	53675	54388	55000	55457	55730
9	51773	51222	51032	51439	51962	52539	53120	53654	54367	54978	55435
10	53449	51757	51206	51016	51423	51946	52523	53104	53637	54350	54961
11	52448	53436	51744	51193	51003	51410	51933	52510	53090	53624	54337
12	51869	52433	53420	51729	51178	50989	51395	51918	52494	53075	53608
13	55397	51851	52414	53401	51711	51160	50970	51377	51900	52476	53056
14	58948	55372	51828	52391	53377	51688	51137	50948	51354	51877	52453
15	62283	58922	55347	51805	52367	53353	51665	51114	50925	51331	51853
16	58604	62255	58895	55323	51782	52344	53329	51641	51091	50902	51308
17	57803	58572	62220	58863	55292	51753	52315	53300	51613	51063	50874
18	61257	57766	58534	62180	58825	55256	51720	52281	53265	51579	51030
19	65870	61213	57725	58492	62136	58783	55217	51683	52243	53227	51542
20	67108	65815	61162	57677	58443	62083	58734	55170	51639	52199	53182
21	64463	67045	65753	61104	57623	58388	62025	58679	55119	51590	52149
22	63804	64403	66983	65691	61047	57569	58334	61967	58624	55067	51542
23	64549	63744	64342	66920	65629	60989	57515	58279	61908	58569	55015
24	62197	64488	63684	64282	66858	65568	60932	57461	58224	61850	58514
25	65274	62136	64425	63621	64218	66791	65503	60872	57405	58166	61789
26	60614	65205	62070	64356	63553	64149	66720	65432	60807	57343	58104
27	56438	60549	65134	62002	64285	63484	64079	66647	65360	60740	57281
28	56665	56373	60479	65059	61930	64210	63409	64004	66569	65284	60668
29	51529	56594	56302	60403	64976	61851	64128	63328	63922	66484	65200
30	49369	51469	56528	56236	60331	64899	61777	64051	63252	63845	66405
31	46264	49316	51413	56467	56176	60266	64828	61709	63980	63183	63775
32	45449	46212	49260	51354	56403	56112	60197	64753	61637	63906	63109
33	43321	45395	46157	49202	51293	56336	56045	60125	64675	61563	63828
34	43682	43267	45340	46101	49142	51230	56267	55976	60050	64595	61486
35	43133	43629	43214	45284	46044	49082	51167	56197	55907	59976	64514
36	42989	43081	43575	43161	45229	45988	49022	51104	56128	55838	59901
37	39321	42936	43027	43521	43106	45172	45931	48961	51040	56058	55768
38	43344	39271	42881	42973	43466	43051	45115	45872	48899	50975	55987
39	41631	43287	39219	42825	42917	43409	42995	45056	45812	48835	50908
40	43134	41574	43228	39166	42766	42858	43350	42935	44995	45750	48768
41	42750	43073	41515	43166	39110	42705	42797	43288	42874	44931	45685
42	45194	42685	43007	41452	43101	39050	42641	42733	43223	42809	44863
43	42191	45119	42614	42936	41383	43030	38986	42570	42662	43152	42738
44	39349	42113	45036	42536	42857	41306	42951	38914	42492	42584	43073
45	41889	39270	42029	44947	42451	42772	41224	42865	38836	42407	42499
46	44362	41801	39187	41940	44852	42361	42682	41137	42775	38754	42318
47	44170	44262	41707	39099	41845	44751	42266	42586	41044	42679	38667
48	43051	44062	44155	41606	39004	41745	44644	42164	42484	40945	42577
49	44952	42939	43948	44041	41499	38904	41637	44529	42056	42376	40840

Albania population projections (2001-2021)
 Higher mortality (HM)-Higher fertility (HF)-No migration (NoM)
 Population by sex and single of age at each 1st of January

Both sexes											
MF	2011	2012	2013	2014	2015	2016	2017	2018	2019	2020	2021
50	47509	44816	42811	43816	43910	41376	38788	41513	44397	41931	42250
51	42307	47347	44662	42664	43665	43760	41235	38656	41372	44247	41789
52	41749	42150	47174	44498	42508	43505	43601	41086	38515	41222	44087
53	37520	41585	41983	46989	44323	42342	43335	43431	40926	38366	41062
54	39056	37360	41409	41805	46792	44135	42164	43152	43250	40756	38206
55	38657	38880	37191	41221	41614	46582	43935	41976	42958	43057	40575
56	34705	38466	38689	37007	41018	41408	46355	43719	41771	42747	42848
57	31821	34513	38254	38476	36802	40793	41179	46103	43479	41544	42514
58	27858	31623	34299	38018	38240	36576	40543	40925	45823	43212	41292
59	29508	27666	31404	34063	37757	37978	36324	40265	40644	45512	42917
60	30770	29280	27454	31162	33801	37467	37688	36045	39958	40331	45167
61	29086	30506	29027	27218	30893	33510	37146	37367	35737	39617	39985
62	26680	28804	30214	28747	26957	30596	33189	36791	37011	35395	39239
63	24789	26396	28493	29891	28438	26669	30267	32834	36399	36617	35017
64	20025	24491	26081	28150	29534	28096	26351	29904	32442	35965	36183
65	19797	19757	24162	25734	27771	29140	27720	26000	29504	32009	35487
66	20826	19498	19462	23800	25351	27354	28706	27305	25613	29063	31533
67	23028	20473	19169	19138	23402	24931	26896	28230	26850	25188	28579
68	24744	22599	20086	18808	18783	22966	24470	26393	27706	26349	24721
69	20427	24233	22128	19662	18413	18393	22488	23964	25843	27133	25802
70	22486	19955	23674	21614	19200	17982	17968	21966	23412	25242	26507
71	19070	21909	19440	23065	21054	18696	17512	17504	21397	22809	24586
72	18486	18518	21282	18881	22402	20445	18149	17002	16999	20778	22154
73	16732	17881	17919	20602	18275	21684	19785	17556	16450	16453	20108
74	16776	16124	17228	17273	19868	17620	20909	19073	16918	15854	15862
75	16243	16094	15470	16528	16578	19077	16915	20075	18307	16231	15213
76	13243	15506	15365	14771	15778	15834	18230	16161	19181	17487	15497
77	12568	12567	14721	14589	14027	14980	15042	17327	15357	18228	16613
78	10582	11860	11852	13891	13768	13239	14136	14203	16369	14505	17218
79	9248	9920	11115	11101	13019	12905	12410	13248	13319	15360	13607
80	11767	8609	9229	10338	10318	12107	12002	11544	12321	12395	14303
81	7012	10863	7946	8512	9532	9507	11163	11067	10647	11361	11437
82	7334	6392	9932	7263	7775	8704	8675	10193	10107	9724	10374
83	6265	6622	5763	8983	6568	7025	7862	7830	9206	9130	8785
84	4531	5593	5906	5132	8026	5867	6270	7015	6981	8214	8147
85	5021	3994	4924	5195	4508	7073	5169	5520	6174	6138	7228
86	2835	4371	3466	4269	4499	3898	6137	4484	4784	5349	5314
87	2789	2419	3740	2956	3637	3829	3312	5233	3822	4074	4554
88	2314	2328	2023	3137	2471	3037	3194	2758	4374	3194	3402
89	1621	1887	1900	1654	2573	2020	2480	2606	2246	3575	2610
90	2775	1290	1500	1512	1319	2057	1610	1974	2072	1784	2849
91	651	2154	997	1158	1168	1021	1598	1246	1527	1601	1376
92	660	486	1617	745	866	874	766	1200	934	1143	1197
93	352	476	349	1170	537	623	630	553	869	674	824
94	240	243	329	241	811	371	430	435	382	602	466
95	223	158	160	216	158	535	244	283	286	252	398
96	139	139	98	99	135	98	334	152	176	178	157
97	81	81	81	57	58	79	57	195	89	103	104
98	44	44	44	44	31	31	43	31	106	48	56
99	22	22	22	22	22	16	16	21	16	53	24
Total	3410990	3445216	3479038	3512253	3544659	3576067	3606277	3635073	3662274	3687752	3711393



Population projections results

Albania population projections (2001-2021)

Higher mortality (HM)-Higher fertility (HF)-No migration (NoM)

Population by sex and five-year age group at each 1st of January

Females										
F	2001	2002	2003	2004	2005	2006	2007	2008	2009	2010
0 - 4	132263	128353	126082	125592	125337	124691	125065	125986	127256	128675
5 - 9	149497	146187	143219	139802	136230	131699	127802	125539	125052	124797
10-14	158979	160195	158265	155285	152220	149316	146010	143047	139634	136067
15-19	149532	153622	155811	157889	158528	158770	159984	158056	155079	152017
20-24	120252	123735	130758	135989	142492	149191	153269	155453	157525	158162
25-29	110902	112401	111873	115252	116908	119918	123392	130395	135612	142097
30-34	111234	112408	113315	110079	110413	110533	112028	111501	114869	116519
35-39	111978	109663	109460	110726	109987	110831	112000	112903	109679	110013
40-44	105509	108105	111197	112334	114075	111426	109121	108919	110181	109446
45-49	82235	87086	91594	96601	100022	104712	107287	110353	111479	113206
50-54	67977	72144	73355	75188	77809	81381	86183	90639	95591	98974
55-59	58945	57723	56490	57845	61668	67085	71193	72385	74193	76780
60-64	54997	56112	59766	61393	60814	57645	56439	55259	56609	60358
65-69	41800	44270	46145	47758	50080	52758	53823	57332	58873	58279
70-74	33155	34571	35269	36618	38738	38609	40891	42603	44088	46208
75-79	22055	23092	24592	25997	26497	28533	29695	30276	31432	33148
80-84	14271	14959	15972	16511	17282	16606	17320	18435	19454	19676
85-89	7275	6627	6051	6041	5481	8589	8826	9253	9454	9674
90-94	2582	2582	2582	2582	2582	2582	2300	2076	2119	1915
95-99	384	384	384	384	384	384	384	384	384	384
Total	1535822	1554219	1572181	1589866	1607546	1625259	1643013	1660793	1678563	1696397

Females											
F	2011	2012	2013	2014	2015	2016	2017	2018	2019	2020	2021
0 - 4	130136	131539	132791	133821	134445	134622	134327	133548	132292	130590	128487
5 - 9	124150	124520	125436	126700	128113	129567	130964	132212	133238	133862	134039
10-14	131541	127648	125387	124900	124646	123999	124369	125283	126546	127957	129410
15-19	149119	145817	142858	139449	135886	131366	127479	125221	124735	124481	123836
20-24	158405	159616	157691	154720	151665	148775	145482	142528	139125	135570	131062
25-29	148777	152844	155021	157088	157723	157965	159173	157253	154289	151242	148360
30-34	119520	122982	129962	135161	141625	148283	152336	154506	156565	157198	157440
35-39	110133	111622	111097	114453	116097	119087	122537	129492	134673	141113	147747
40-44	110288	111447	112346	109137	109470	109591	111073	110552	113890	115526	118504
45-49	110578	108289	108089	109344	108616	109451	110599	111491	108306	108637	108759
50-54	103621	106168	109196	110308	112014	109415	107148	106950	108196	107478	108305
55-59	80310	85051	89444	94329	97666	102254	104769	107753	108849	110528	107967
60-64	65657	69659	70810	72579	75118	78594	83239	87519	92292	95549	100056
65-69	55232	54058	52975	54314	57926	63007	66811	67888	69583	72033	75407
70-74	48722	49698	52945	54334	53717	50892	49778	48863	50176	53541	58228
75-79	33174	35137	36575	37841	39624	41853	42676	45476	46613	45971	43525
80-84	21445	22236	22641	23501	24647	24857	26328	27357	28293	29575	31345
85-89	9716	10054	10689	11244	11215	12506	12872	13069	13560	14088	14408
90-94	3324	3273	3318	3324	3292	3572	3635	3855	4033	3928	4570
95-99	384	327	291	313	278	573	515	494	483	463	566
Total	1714233	1731986	1749562	1766860	1783780	1800229	1816109	1831309	1845738	1859330	1872019

Albania population projections (2001-2021)
 Higher mortality (HM)-Higher fertility (HF)-No migration (NoM)
 Population by sex and five-year age group at each 1st of January

Males										
M	2001	2002	2003	2004	2005	2006	2007	2008	2009	2010
0 - 4	141686	138290	136300	135900	135114	134258	134661	135653	137021	138549
5 - 9	157555	153744	150681	148019	145308	140889	137512	135532	135135	134351
41913	165151	167334	165678	162379	159335	157198	153395	150340	147685	144979
15-19	143573	149929	155375	160410	163337	164631	166807	165154	161862	158826
20-24	110284	114460	120613	126163	133803	142782	149099	154515	159518	162428
25-29	102024	102324	102566	105101	106478	109479	113626	119736	125245	132829
30-34	104197	104999	104936	101946	101568	101172	101469	101710	104223	105589
35-39	110207	106325	105192	104524	103239	103285	104080	104018	101053	100679
40-44	107921	110575	112410	113061	112783	109187	105341	104218	103557	102285
45-49	86712	90770	95341	99638	103137	106610	109232	111036	111676	111397
50-54	71810	76389	77144	79484	81542	85021	89003	93470	97679	101106
55-59	62506	61323	60660	61480	64841	69471	73875	74586	76846	78850
60-64	57960	57806	60242	60888	60968	59027	57879	57293	58107	61315
65-69	43936	47270	49199	50919	51804	52671	52522	54747	55336	55372
70-74	31495	32727	33450	34557	36295	37489	40297	41884	43334	44054
75-79	16486	16788	17777	19456	21360	24145	24957	25473	26350	27674
80-84	9370	9902	10825	11248	11113	10433	10614	11342	12495	13656
85-89	3504	3355	3275	3449	3452	4525	4715	5115	5274	5104
90-94	994	994	994	994	994	994	942	920	986	986
95-99	125	125	125	125	125	125	125	125	125	125
Total	1527496	1545428	1562785	1579741	1596593	1613391	1630152	1646868	1663506	1680155

Males											
M	2011	2012	2013	2014	2015	2016	2017	2018	2019	2020	2021
0 - 4	140122	141632	142980	144089	144760	144950	144632	143793	142440	140607	138343
5 - 9	133495	133893	134878	136238	137757	139321	140823	142165	143268	143938	144129
41913	140570	137201	135225	134829	134046	133193	133590	134573	135929	137445	139005
15-19	156699	152910	149865	147214	144516	140123	136766	134797	134402	133622	132772
20-24	163716	165879	164232	160955	157935	155824	152058	149028	146388	143705	139340
25-29	141743	148013	153389	158353	161240	162520	164666	163031	159774	156775	154682
30-34	108565	112677	118736	124199	131720	140559	146777	152108	157030	159893	161162
35-39	100286	100581	100820	103311	104665	107616	111692	117698	123113	130569	139331
40-44	102331	103117	103055	100118	99747	99359	99651	99889	102356	103698	106622
45-49	107846	104046	102936	102289	101036	101082	101853	101791	98890	98525	98143
50-54	104521	107090	108843	109464	109184	105703	101975	100887	100264	99044	99089
55-59	82238	86097	90392	94456	97767	101084	103568	105235	105826	105545	102180
60-64	65693	69817	70458	72589	74505	77745	81403	85423	89253	92376	95536
65-69	53589	52501	52032	52829	55795	59778	63469	64004	65933	67710	70714
70-74	44828	44689	46599	47100	47081	45535	44545	44238	44998	47594	50989
75-79	28708	30810	31950	33039	33546	34183	34058	35537	35920	35839	34623
80-84	15464	15842	16134	16727	17571	18353	19644	20293	20968	21248	21701
85-89	4864	4944	5364	5967	6473	7352	7420	7532	7841	8243	8700
90-94	1354	1375	1474	1502	1409	1375	1398	1554	1752	1876	2142
95-99	125	117	114	126	126	185	179	189	190	171	172
Total	1696758	1713230	1729477	1745393	1760879	1775838	1790168	1803764	1816536	1828422	1839374



Population projections results

Albania population projections (2001-2021)

Higher mortality (HM)-Higher fertility (HF)-No migration (NoM)

Population by sex and five-year age group at each 1st of January

Both sexes										
MF	2001	2002	2003	2004	2005	2006	2007	2008	2009	2010
0 - 4	273949	266644	262382	261492	260451	258950	259726	261640	264277	267224
5 - 9	307052	299931	293901	287821	281538	272589	265315	261071	260187	259147
10-14	324130	327530	323943	317664	311555	306514	299405	293387	287319	281046
15-19	293105	303550	311185	318298	321865	323400	326791	323210	316941	310843
20-24	230536	238195	251371	262152	276295	291972	302369	309967	317043	320590
25-29	212926	214725	214439	220353	223386	229398	237018	250131	260857	274926
30-34	215431	217407	218251	212025	211981	211705	213497	213211	219092	222108
35-39	222185	215988	214652	215250	213225	214116	216080	216921	210733	210691
40-44	213430	218680	223608	225395	226857	220613	214462	213137	213737	211731
45-49	168947	177856	186936	196239	203159	211322	216518	221389	223155	224603
50-54	139787	148533	150499	154673	159351	166402	175186	184109	193270	200081
55-59	121451	119045	117150	119326	126509	136555	145069	146971	151039	155630
60-64	112957	113918	120008	122281	121782	116671	114318	112553	114716	121673
65-69	85736	91540	95345	98677	101884	105429	106345	112079	114209	113651
70-74	64650	67298	68719	71176	75032	76098	81188	84487	87422	90262
75-79	38541	39879	42369	45452	47857	52678	54652	55749	57781	60823
80-84	23641	24861	26797	27759	28395	27039	27933	29777	31949	33333
85-89	10779	9982	9326	9490	8933	13113	13541	14368	14728	14778
90-94	3575	3575	3575	3575	3575	3575	3242	2995	3105	2901
95-99	510	510	510	510	510	510	510	510	510	510
Total	3063318	3099647	3134966	3169607	3204140	3238650	3273165	3307661	3342069	3376552

Both sexes											
MF	2011	2012	2013	2014	2015	2016	2017	2018	2019	2020	2021
0 - 4	270259	273171	275772	277909	279205	279572	278959	277341	274732	271198	266830
5 - 9	257645	258413	260314	262939	265870	268889	271787	274377	276507	277800	278168
10-14	272111	264849	260612	259730	258692	257192	257958	259856	262476	265402	268415
15-19	305817	298727	292722	286663	280402	271489	264245	260018	259137	258102	256607
20-24	322121	325495	321924	315674	309600	304598	297540	291556	285514	279275	270402
25-29	290520	300857	308410	315440	318963	320485	323839	320284	314063	308018	303042
30-34	228085	235659	248698	259360	273345	288842	299113	306614	313595	317091	318603
35-39	210419	212203	211917	217764	220762	226703	234229	247191	257786	271681	287078
40-44	212618	214564	215401	209256	209217	208950	210724	210440	216245	219224	225125
45-49	218424	212335	211025	211633	209652	210532	212452	213281	207195	207161	206901
50-54	208141	213258	218039	219772	221198	215119	209123	207838	208461	206521	207393
55-59	162548	171148	179836	188785	195433	203338	208337	212988	214674	216073	210146
60-64	131350	139477	141269	145167	149623	156339	164642	172942	181546	187925	195591
65-69	108822	106559	105007	107143	113721	122785	130280	131892	135516	139743	146121
70-74	93550	94386	99544	101435	100798	96427	94323	93101	95175	101135	109217
75-79	61883	65946	68524	70881	73170	76035	76734	81014	82533	81810	78148
80-84	36909	38078	38775	40228	42218	43210	45972	47649	49262	50823	53046
85-89	14580	14999	16053	17212	17688	19857	20292	20600	21400	22331	23108
90-94	4678	4648	4792	4826	4701	4947	5033	5409	5784	5804	6712
95-99	510	444	405	439	404	759	693	682	673	634	739
Total	3410990	3445216	3479038	3512253	3544659	3576067	3606277	3635073	3662274	3687752	3711393

Higher mortality (HM)

Lower fertility (LF)

Out- migration (Migr)

Population by sex and single year of age at each 1st of January

Population by sex and five-year age group at each 1st of January



Population projections results

Albania population projections (2001-2021)

Higher mortality (HM)-Lower fertility (LF)-Out migration (Migr)

Population by sex and single of age at each 1st of January

Females										
F	2001	2002	2003	2004	2005	2006	2007	2008	2009	2010
0	25979	25106	24275	23609	23212	22851	22491	22232	22057	21834
1	25178	25697	24833	24011	23352	22960	22603	22247	21990	21818
2	25178	25016	25532	24674	23857	23203	22813	22458	22104	21849
3	27024	25025	24865	25377	24524	23712	23062	22675	22321	21970
4	28904	26867	24879	24720	25229	24382	23574	22927	22543	22191
5	30262	28743	26717	24741	24582	25089	24246	23443	22800	22417
6	28642	30099	28588	26573	24608	24450	24954	24115	23317	22677
7	28512	28489	29938	28435	26431	24476	24319	24820	23986	23192
8	29923	28360	28337	29779	28284	26290	24346	24190	24688	23859
9	32158	29765	28211	28188	29621	28135	26151	24217	24062	24558
10	33121	31991	29610	28064	28041	29467	27988	26015	24091	23937
11	31669	32950	31826	29457	27919	27896	29315	27844	25881	23967
12	31458	31505	32779	31661	29305	27774	27752	29163	27700	25747
13	31821	31294	31341	32609	31496	29152	27630	27607	29011	27555
14	30910	31654	31130	31177	32438	31331	28999	27485	27463	28860
15	32846	30747	31488	30967	31013	32267	31166	28847	27340	27318
16	30992	32672	30585	31322	30803	30849	32097	31001	28694	27196
17	29337	30827	32499	30422	31155	30639	30685	31926	30837	28542
18	29586	29180	30662	32325	30259	30988	30475	30521	31755	30671
19	26771	29427	29023	30497	32150	30096	30821	30311	30356	31584
20	26080	26624	29265	28863	30329	31974	29931	30652	30145	30190
21	24419	25935	26476	29102	28703	30161	31796	29765	30482	29977
22	24037	24284	25791	26329	28941	28544	29994	31620	29600	30313
23	22494	23904	24149	25648	26184	28781	28386	29828	31445	29436
24	23222	22370	23772	24016	25507	26039	28622	28229	29663	31271
25	22998	23094	22246	23641	23883	25366	25895	28464	28073	29499
26	22698	22871	22966	22123	23510	23751	25226	25752	28306	27918
27	20591	22571	22743	22838	22000	23379	23619	25085	25608	28148
28	22960	20475	22444	22615	22709	21875	23247	23485	24943	25464
29	21655	22828	20357	22315	22485	22579	21750	23114	23351	24800
30	22807	21532	22699	20242	22188	22357	22451	21626	22982	23218
31	22290	22679	21411	22571	20128	22063	22232	22324	21505	22853
32	23757	22164	22550	21289	22443	20014	21939	22106	22198	21383
33	21975	23622	22038	22422	21168	22315	19900	21814	21980	22072
34	20405	21850	23487	21912	22294	21048	22188	19786	21689	21855
35	21884	20288	21725	23353	21787	22167	20927	22061	19673	21565
36	22954	21759	20172	21600	23219	21662	22040	20807	21935	19561
37	22409	22822	21633	20056	21476	23085	21537	21912	20687	21808
38	22096	22279	22689	21508	19940	21351	22951	21412	21785	20567
39	22635	21967	22149	22557	21382	19823	21226	22817	21287	21658
40	24453	22500	21836	22017	22422	21255	19705	21100	22681	21160
41	21104	24305	22364	21704	21884	22286	21126	19586	20972	22544
42	21160	20974	24155	22226	21570	21749	22149	20996	19465	20843
43	18880	21027	20842	24003	22086	21434	21612	22010	20863	19342
44	19912	18758	20891	20708	23848	21944	21296	21472	21868	20729
45	19598	19780	18634	20753	20571	23691	21799	21155	21331	21723
46	17521	19467	19648	18510	20614	20433	23532	21653	21014	21188
47	15987	17404	19337	19517	18386	20477	20297	23375	21508	20873
48	14214	15880	17287	19207	19386	18263	20340	20161	23219	21364
49	14915	14119	15774	17172	19079	19257	18141	20204	20026	23063

Albania population projections (2001-2021)
 Higher mortality (HM)-Lower fertility (LF)-Out migration (Migr)
 Population by sex and single of age at each 1st of January

Females										
F	2001	2002	2003	2004	2005	2006	2007	2008	2009	2010
50	15855	14809	14019	15662	17050	18944	19120	18012	20060	19884
51	14733	15736	14698	13913	15544	16922	18801	18976	17877	19910
52	13986	14622	15618	14587	13809	15427	16795	18660	18834	17742
53	12832	13881	14512	15500	14478	13705	15312	16668	18520	18692
54	10571	12736	13777	14403	15384	14369	13602	15196	16543	18381
55	10209	10492	12641	13674	14296	15269	14262	13501	15083	16420
56	10725	10132	10414	12546	13571	14189	15155	14155	13399	14970
57	12478	10641	10053	10332	12447	13465	14077	15035	14044	13294
58	13915	12375	10553	9969	10246	12344	13353	13961	14911	13928
59	11618	13794	12267	10461	9883	10157	12237	13237	13839	14781
60	13235	11511	13666	12154	10364	9791	10063	12124	13115	13711
61	11061	13105	11398	13532	12034	10262	9695	9964	12005	12986
62	10562	10945	12968	11278	13390	11908	10155	9594	9860	11879
63	9948	10443	10822	12822	11151	13240	11774	10041	9486	9749
64	10191	9827	10317	10691	12666	11016	13079	11632	9919	9371
65	10137	10057	9699	10181	10551	12500	10872	12908	11479	9789
66	8287	9993	9914	9561	10037	10401	12323	10717	12724	11316
67	8514	8159	9838	9761	9413	9881	10239	12132	10551	12527
68	7612	8370	8020	9671	9595	9253	9714	10066	11926	10372
69	7250	7470	8214	7871	9491	9417	9081	9533	9879	11704
70	9851	7101	7317	8046	7710	9297	9224	8895	9338	9676
71	5423	9628	6941	7152	7864	7535	9086	9015	8694	9126
72	6508	5287	9387	6767	6973	7667	7347	8859	8789	8476
73	6247	6327	5140	9126	6579	6779	7454	7142	8613	8545
74	5126	6054	6131	4981	8844	6375	6569	7223	6921	8346
75	6952	4949	5845	5920	4809	8539	6156	6343	6974	6683
76	3979	6684	4759	5620	5692	4624	8210	5918	6098	6705
77	4136	3808	6396	4554	5378	5447	4425	7856	5663	5836
78	3805	3936	3624	6088	4334	5118	5184	4211	7477	5390
79	3183	3599	3723	3428	5758	4099	4841	4903	3983	7072
80	7332	2990	3380	3497	3219	5408	3850	4547	4605	3741
81	1685	6831	2786	3150	3258	3000	5039	3587	4237	4291
82	2325	1556	6307	2572	2908	3008	2769	4652	3312	3912
83	1532	2124	1421	5763	2350	2657	2749	2530	4251	3026
84	1397	1383	1918	1284	5204	2122	2399	2482	2285	3838
85	1898	1245	1232	1709	1143	4636	1890	2137	2211	2036
86	1673	1665	1092	1081	1499	1003	4067	1658	1875	1940
87	1450	1443	1435	941	932	1292	865	3506	1430	1616
88	1231	1225	1219	1213	795	788	1092	731	2963	1208
89	1022	1017	1012	1007	1002	657	651	902	604	2447
90	827	823	819	815	811	806	529	524	726	486
91	649	646	643	640	637	633	630	413	409	567
92	493	491	488	486	483	481	479	476	312	309
93	360	359	357	355	353	351	350	348	346	227
94	252	251	249	248	247	246	245	243	242	241
95	168	167	166	165	164	163	163	162	161	160
96	105	105	104	104	103	102	102	101	101	100
97	62	61	61	61	60	60	60	60	59	59
98	34	33	33	33	33	33	33	32	32	32
99	17	17	16	16	16	16	16	16	16	16
Total	1535822	1546448	1556059	1564811	1572962	1580534	1587517	1594002	1600062	1605642



Population projections results

Albania population projections (2001-2021)

Higher mortality (HM)-Lower fertility (LF)-Out migration (Migr)

Population by sex and single of age at each 1st of January

Females											
F	2011	2012	2013	2014	2015	2016	2017	2018	2019	2020	2021
0	21554	21199	20893	20508	20047	19650	19182	18776	18311	17929	17514
1	21597	21320	20969	20666	20285	19830	19436	18974	18572	18112	17734
2	21678	21458	21183	20834	20534	20155	19702	19312	18853	18453	17996
3	21717	21546	21328	21054	20708	20409	20033	19583	19195	18738	18341
4	21842	21590	21421	21204	20932	20587	20290	19916	19469	19083	18629
5	22068	21721	21470	21301	21086	20815	20473	20177	19805	19360	18976
6	22296	21949	21604	21354	21187	20972	20703	20362	20069	19699	19256
7	22556	22177	21831	21488	21240	21073	20860	20592	20253	19961	19593
8	23069	22436	22059	21715	21374	21127	20961	20749	20483	20146	19855
9	23733	22947	22317	21943	21601	21261	21015	20851	20639	20375	20039
10	24430	23609	22827	22201	21828	21488	21150	20906	20742	20532	20269
11	23813	24304	23487	22710	22086	21716	21377	21041	20798	20635	20426
12	23843	23690	24178	23365	22592	21972	21603	21266	20932	20691	20528
13	25613	23719	23566	24052	23244	22474	21858	21491	21156	20823	20583
14	27411	25479	23594	23443	23926	23122	22357	21743	21378	21045	20714
15	28708	27267	25345	23470	23320	23800	23001	22239	21629	21266	20934
16	27174	28556	27123	25211	23346	23197	23675	22879	22122	21515	21153
17	27051	27029	28404	26979	25077	23222	23073	23549	22757	22004	21400
18	28389	26907	26885	28252	26834	24943	23098	22950	23423	22635	21886
19	30506	28236	26762	26740	28100	26689	24808	22973	22826	23296	22513
20	31411	30339	28081	26615	26593	27946	26543	24672	22847	22701	23169
21	30022	31236	30170	27925	26467	26445	27790	26395	24535	22720	22574
22	29811	29855	31063	30003	27770	26320	26298	27636	26249	24399	22594
23	30145	29646	29690	30891	29837	27616	26174	26153	27483	26104	24264
24	29273	29978	29482	29526	30720	29672	27464	26029	26008	27331	25959
25	31098	29111	29813	29319	29363	30551	29508	27312	25886	25865	27180
26	29336	30927	28951	29648	29157	29200	30382	29345	27161	25743	25722
27	27762	29172	30754	28789	29482	28994	29038	30212	29181	27010	25599
28	27989	27605	29007	30580	28627	29316	28831	28874	30042	29016	26857
29	25318	27829	27447	28841	30405	28463	29148	28665	28708	29870	28850
30	24659	25174	27671	27291	28677	30232	28301	28982	28502	28545	29700
31	23087	24520	25032	27515	27137	28516	30062	28141	28819	28342	28384
32	22723	22956	24382	24890	27359	26984	28354	29892	27982	28656	28181
33	21261	22594	22826	24243	24749	27204	26830	28193	29722	27823	28493
34	21946	21140	22465	22696	24105	24607	27048	26677	28032	29552	27664
35	21730	21820	21019	22337	22566	23967	24467	26894	26525	27872	29383
36	21442	21605	21695	20899	22209	22437	23830	24327	26740	26373	27712
37	19448	21318	21481	21570	20778	22081	22307	23692	24186	26586	26221
38	21682	19335	21195	21356	21445	20658	21953	22178	23555	24046	26431
39	20447	21555	19222	21071	21231	21320	20537	21824	22048	23417	23906
40	21529	20326	21427	19108	20945	21105	21193	20415	21695	21917	23278
41	21032	21399	20202	21297	18992	20818	20977	21064	20291	21563	21784
42	22405	20902	21267	20078	21166	18875	20690	20848	20935	20166	21430
43	20712	22264	20771	21133	19951	21032	18756	20560	20716	20803	20039
44	19218	20578	22120	20637	20997	19823	20897	18635	20427	20583	20669
45	20592	19091	20442	21974	20501	20858	19692	20759	18512	20292	20447
46	21578	20454	18963	20306	21827	20364	20719	19560	20620	18388	20157
47	21046	21434	20318	18836	20170	21681	20227	20580	19429	20482	18265
48	20734	20906	21291	20182	18710	20035	21536	20092	20442	19299	20345
49	21222	20595	20766	21148	20047	18585	19901	21392	19958	20306	19170

Albania population projections (2001-2021)
 Higher mortality (HM)-Lower fertility (LF)-Out migration (Migr)
 Population by sex and single of age at each 1st of January

F	Females										
	2011	2012	2013	2014	2015	2016	2017	2018	2019	2020	2021
50	22900	21071	20449	20618	20998	19904	18453	19760	21241	19816	20162
51	19734	22727	20913	20295	20463	20840	19755	18315	19611	21081	19667
52	19760	19586	22557	20755	20143	20310	20684	19606	18177	19464	20923
53	17609	19611	19439	22387	20599	19991	20157	20528	19459	18040	19318
54	18552	17477	19464	19293	22219	20445	19841	20006	20374	19313	17905
55	18244	18414	17347	19319	19149	22054	20293	19694	19857	20222	19169
56	16297	18107	18275	17216	19174	19005	21888	20140	19546	19708	20070
57	14852	16169	17964	18132	17081	19023	18856	21716	19982	19392	19553
58	13184	14730	16035	17816	17982	16940	18866	18700	21536	19817	19232
59	13806	13069	14601	15895	17661	17825	16792	18702	18537	21349	19644
60	14645	13679	12949	14466	15749	17498	17661	16637	18529	18366	21152
61	13577	14501	13544	12822	14324	15594	17326	17487	16474	18347	18186
62	12850	13434	14349	13402	12687	14174	15430	17144	17304	16301	18155
63	11745	12705	13283	14187	13252	12544	14015	15257	16951	17109	16118
64	9631	11603	12551	13122	14016	13091	12392	13845	15072	16746	16902
65	9248	9505	11451	12387	12950	13832	12919	12230	13664	14874	16526
66	9650	9116	9369	11288	12211	12766	13635	12736	12056	13469	14663
67	11141	9500	8975	9224	11113	12021	12568	13424	12538	11869	13260
68	12315	10952	9339	8823	9068	10925	11818	12355	13196	12326	11668
69	10179	12086	10748	9165	8659	8899	10721	11598	12125	12951	12096
70	11464	9971	11838	10528	8978	8481	8717	10502	11360	11877	12685
71	9457	11205	9745	11570	10290	8774	8290	8520	10264	11103	11608
72	8898	9220	10924	9501	11280	10032	8555	8082	8306	10007	10825
73	8240	8650	8964	10621	9237	10967	9753	8317	7857	8075	9729
74	8281	7985	8383	8687	10292	8951	10628	9451	8060	7614	7826
75	8058	7995	7710	8094	8387	9937	8643	10261	9125	7782	7352
76	6425	7748	7687	7413	7782	8064	9554	8310	9866	8774	7482
77	6416	6149	7414	7356	7094	7447	7717	9143	7952	9441	8396
78	5554	6107	5852	7056	7001	6751	7087	7344	8702	7568	8985
79	5098	5253	5776	5535	6674	6622	6386	6704	6947	8231	7158
80	6643	4789	4934	5425	5199	6269	6220	5998	6296	6525	7730
81	3486	6189	4462	4597	5055	4844	5841	5795	5588	5867	6079
82	3962	3218	5714	4119	4245	4667	4472	5393	5350	5160	5416
83	3574	3620	2941	5221	3764	3878	4264	4086	4927	4889	4714
84	2733	3227	3269	2655	4715	3399	3502	3851	3690	4449	4414
85	3419	2434	2875	2912	2366	4200	3028	3120	3430	3287	3964
86	1786	3000	2136	2522	2554	2075	3685	2656	2737	3009	2884
87	1672	1539	2586	1841	2174	2202	1789	3176	2290	2359	2594
88	1366	1413	1301	2185	1556	1837	1861	1512	2684	1935	1994
89	998	1128	1167	1075	1805	1285	1518	1537	1249	2217	1598
90	1970	803	908	940	865	1453	1034	1222	1237	1005	1785
91	380	1539	628	710	734	676	1135	808	955	967	786
92	429	287	1163	474	536	555	511	858	611	721	731
93	225	312	209	846	345	390	403	371	624	444	524
94	158	156	217	145	588	240	271	281	258	434	309
95	159	104	103	143	96	389	159	179	186	171	287
96	100	99	65	65	90	60	243	99	112	116	107
97	59	58	58	38	38	52	35	142	58	65	68
98	32	32	32	31	21	20	28	19	77	31	35
99	16	16	16	16	16	10	10	14	9	38	15
Total	1610678	1615093	1618936	1622130	1624601	1626417	1627516	1627958	1627683	1626785	1625216



Population projections results

Albania population projections (2001-2021)

Higher mortality (HM)-Lower fertility (LF)-Out migration (Migr)

Population by sex and single of age at each 1st of January

Males										
M	2001	2002	2003	2004	2005	2006	2007	2008	2009	2010
0	28178	27074	26177	25459	25032	24642	24254	23974	23786	23545
1	27621	27827	26736	25851	25142	24720	24334	23952	23675	23489
2	26974	27439	27643	26560	25681	24976	24557	24174	23794	23519
3	28628	26805	27267	27470	26393	25520	24819	24403	24022	23645
4	30285	28455	26642	27102	27303	26233	25365	24669	24255	23877
5	32261	30109	28290	26488	26945	27145	26081	25218	24526	24114
6	30185	32080	29941	28131	26340	26794	26993	25935	25077	24389
7	29516	30018	31903	29775	27975	26193	26645	26843	25792	24938
8	31587	29354	29852	31727	29611	27821	26049	26499	26696	25650
9	34006	31414	29193	29689	31553	29449	27669	25906	26353	26549
10	34321	33822	31244	29035	29528	31382	29289	27519	25766	26211
11	33160	34138	33642	31077	28880	29371	31215	29133	27372	25629
12	32749	32981	33954	33460	30910	28724	29212	31047	28976	27225
13	33174	32569	32800	33768	33277	30740	28567	29052	30876	28817
14	31747	32987	32386	32615	33577	33089	30567	28406	28888	30702
15	32944	31569	32802	32204	32432	33389	32903	30395	28246	28726
16	30135	32759	31392	32618	32023	32250	33202	32719	30225	28088
17	27605	29961	32570	31211	32430	31839	32064	33010	32530	30051
18	27614	27442	29784	32378	31026	32238	31651	31875	32815	32338
19	25275	27448	27277	29605	32183	30840	32044	31460	31683	32618
20	23798	25119	27279	27108	29422	31985	30649	31847	31266	31488
21	22330	23648	24961	27107	26938	29237	31784	30457	31646	31070
22	21898	22189	23499	24804	26936	26768	29053	31583	30265	31447
23	21306	21760	22049	23351	24647	26766	26599	28869	31384	30073
24	20952	21172	21622	21910	23203	24491	26597	26431	28687	31186
25	20632	20817	21035	21483	21769	23054	24334	26426	26261	28503
26	20797	20496	20680	20897	21342	21625	22902	24174	26252	26088
27	19202	20660	20361	20544	20759	21201	21483	22751	24014	26079
28	20907	19074	20522	20225	20407	20621	21060	21340	22600	23854
29	20486	20765	18944	20383	20088	20268	20481	20917	21195	22446
30	20860	20349	20626	18818	20247	19954	20133	20344	20777	21053
31	21007	20723	20216	20491	18695	20114	19823	20001	20210	20641
32	22031	20868	20586	20082	20355	18570	19980	19691	19868	20076
33	20792	21883	20727	20447	19947	20218	18446	19846	19559	19735
34	19507	20651	21735	20587	20309	19811	20081	18321	19712	19427
35	20636	19375	20511	21587	20447	20171	19677	19945	18196	19578
36	22118	20496	19244	20372	21441	20309	20035	19544	19810	18073
37	22516	21968	20358	19114	20235	21296	20172	19899	19412	19676
38	21739	22363	21820	20220	18984	20097	21152	20035	19764	19280
39	23198	21591	22211	21671	20082	18855	19960	21008	19898	19630
40	24061	23040	21444	22060	21523	19945	18726	19824	20865	19763
41	22192	23897	22883	21298	21909	21377	19809	18599	19689	20723
42	21654	22039	23733	22725	21151	21758	21229	19673	18470	19554
43	19687	21502	21884	23566	22566	21002	21605	21080	19534	18341
44	20327	19544	21346	21725	23395	22402	20850	21449	20927	19393
45	20333	20177	19400	21188	21565	23222	22236	20696	21290	20772
46	18432	20179	20024	19253	21028	21402	23046	22068	20539	21129
47	17090	18288	20021	19867	19102	20863	21234	22866	21895	20378
48	14848	16951	18139	19858	19705	18947	20693	21061	22679	21717
49	16009	14722	16807	17984	19689	19538	18786	20517	20882	22487

Albania population projections (2001-2021)
 Higher mortality (HM)-Lower fertility (LF)-Out migration (Migr)
 Population by sex and single of age at each 1st of January

Males										
M	2001	2002	2003	2004	2005	2006	2007	2008	2009	2010
50	16535	15867	14591	16657	17825	19514	19364	18619	20335	20697
51	16060	16381	15719	14455	16502	17659	19333	19184	18445	20146
52	14409	15903	16221	15565	14314	16341	17486	19143	18996	18265
53	13746	14260	15739	16053	15405	14166	16172	17305	18946	18800
54	11060	13596	14105	15567	15878	15237	14012	15996	17117	18739
55	11394	10932	13439	13942	15387	15695	15060	13850	15811	16919
56	12246	11254	10798	13274	13771	15198	15502	14876	13680	15617
57	13172	12086	11107	10657	13100	13591	14999	15299	14681	13501
58	13965	12988	11917	10952	10508	12917	13401	14790	15086	14476
59	11729	13756	12794	11739	10788	10351	12724	13200	14569	14860
60	12847	11541	13535	12588	11550	10615	10184	12520	12988	14335
61	11501	12625	11341	13301	12371	11351	10431	10009	12304	12764
62	11804	11287	12390	11130	13054	12140	11139	10237	9822	12074
63	10731	11567	11060	12141	10906	12791	11896	10915	10031	9625
64	11077	10497	11315	10819	11876	10669	12513	11637	10678	9813
65	11046	10815	10249	11048	10563	11596	10417	12217	11362	10425
66	9588	10763	10538	9987	10764	10293	11299	10150	11904	11071
67	8984	9320	10462	10244	9708	10464	10005	10983	9866	11572
68	7679	8711	9037	10144	9932	9413	10145	9701	10649	9566
69	6639	7424	8422	8737	9807	9603	9100	9809	9379	10296
70	8667	6398	7155	8116	8420	9452	9255	8770	9453	9039
71	6476	8323	6145	6871	7795	8086	9077	8888	8423	9078
72	6596	6195	7962	5878	6573	7456	7735	8683	8502	8057
73	5660	6282	5900	7583	5598	6260	7102	7368	8270	8098
74	4096	5365	5955	5593	7188	5306	5934	6731	6983	7839
75	3892	3862	5058	5614	5272	6776	5003	5594	6346	6584
76	2922	3647	3619	4740	5261	4941	6351	4688	5243	5947
77	3557	2720	3396	3369	4413	4898	4600	5912	4365	4881
78	3477	3287	2514	3138	3114	4078	4526	4251	5464	4034
79	2638	3187	3013	2304	2876	2854	3738	4149	3897	5008
80	3846	2396	2895	2737	2093	2613	2592	3395	3769	3540
81	1659	3459	2155	2603	2461	1882	2350	2331	3053	3389
82	1704	1475	3075	1916	2315	2189	1674	2089	2073	2715
83	1184	1497	1296	2701	1683	2033	1922	1470	1835	1821
84	977	1026	1296	1122	2340	1458	1761	1665	1273	1590
85	987	833	875	1106	957	1996	1243	1502	1420	1086
86	832	828	699	734	927	803	1674	1043	1260	1191
87	688	684	681	575	604	763	661	1377	858	1037
88	557	554	551	549	463	486	615	532	1110	691
89	441	438	436	434	432	365	383	484	419	873
90	340	338	336	335	333	331	280	294	371	321
91	254	253	252	250	249	248	247	208	219	276
92	184	183	182	182	181	180	179	178	150	158
93	129	128	128	127	126	126	125	124	124	105
94	87	86	86	85	85	84	84	84	83	83
95	56	55	55	55	54	54	54	54	53	53
96	34	34	34	33	33	33	33	33	33	32
97	20	19	19	19	19	19	19	19	19	19
98	11	11	11	10	10	10	10	10	10	10
99	5	5	5	5	5	5	5	5	5	5
Total	1527496	1537700	1546722	1554733	1562019	1568613	1574512	1579823	1584635	1588896



Population projections results

Albania population projections (2001-2021)

Higher mortality (HM)-Lower fertility (LF)-Out migration (Migr)

Population by sex and single of age at each 1st of January

Males											
M	2011	2012	2013	2014	2015	2016	2017	2018	2019	2020	2021
0	23243	22861	22531	22115	21619	21190	20686	20248	19746	19334	18887
1	23252	22953	22576	22250	21840	21349	20926	20428	19995	19499	19093
2	23335	23099	22802	22427	22103	21696	21208	20788	20294	19864	19371
3	23372	23188	22953	22659	22286	21965	21559	21075	20657	20166	19739
4	23501	23230	23048	22814	22522	22151	21831	21429	20947	20532	20044
5	23738	23365	23095	22914	22682	22391	22023	21705	21305	20826	20413
6	23979	23606	23234	22966	22786	22555	22266	21899	21583	21185	20710
7	24253	23846	23475	23106	22839	22659	22430	22142	21778	21464	21068
8	24800	24120	23715	23345	22978	22713	22535	22307	22020	21658	21346
9	25509	24664	23988	23585	23217	22852	22589	22411	22184	21900	21539
10	26406	25371	24531	23858	23458	23092	22729	22466	22290	22064	21781
11	26071	26265	25236	24400	23731	23332	22969	22608	22347	22171	21947
12	25491	25930	26123	25100	24269	23603	23207	22845	22486	22226	22052
13	27075	25351	25788	25980	24962	24136	23473	23079	22719	22362	22104
14	28655	26923	25208	25643	25834	24821	24000	23341	22949	22592	22236
15	30530	28494	26772	25067	25499	25688	24682	23865	23210	22820	22465
16	28565	30359	28334	26622	24926	25356	25545	24544	23731	23080	22693
17	27926	28400	30184	28171	26468	24782	25210	25397	24402	23594	22947
18	29873	27761	28233	30005	28004	26312	24636	25061	25247	24258	23455
19	32144	29693	27594	28063	29825	27836	26153	24488	24910	25095	24112
20	32416	31945	29510	27424	27890	29641	27664	25992	24337	24756	24940
21	31290	32213	31744	29325	27251	27714	29455	27490	25829	24184	24601
22	30874	31093	32010	31544	29140	27079	27540	29269	27317	25666	24031
23	31248	30679	30896	31807	31345	28955	26908	27365	29084	27144	25504
24	29884	31051	30485	30701	31607	31147	28773	26738	27193	28900	26973
25	30985	29691	30851	30289	30503	31403	30947	28588	26566	27018	28714
26	28315	30781	29496	30648	30089	30303	31196	30743	28399	26391	26840
27	25916	28128	30578	29301	30446	29891	30103	30991	30540	28212	26217
28	25905	25744	27941	30374	29106	30243	29692	29902	30784	30337	28024
29	23692	25729	25569	27751	30168	28908	30038	29490	29699	30575	30131
30	22296	23534	25557	25398	27565	29966	28715	29837	29293	29501	30371
31	20915	22150	23380	25390	25231	27385	29770	28527	29641	29101	29307
32	20504	20776	22003	23224	25221	25064	27203	29572	28338	29445	28908
33	19941	20366	20637	21855	23068	25052	24895	27020	29374	28147	29247
34	19601	19806	20228	20497	21707	22912	24882	24727	26837	29175	27957
35	19295	19468	19672	20091	20358	21560	22757	24713	24559	26655	28977
36	19446	19164	19336	19539	19955	20220	21414	22603	24546	24393	26475
37	17951	19314	19035	19206	19407	19820	20084	21269	22450	24380	24228
38	19543	17830	19183	18906	19075	19275	19686	19947	21125	22298	24215
39	19149	19410	17708	19052	18777	18945	19144	19551	19811	20981	22146
40	19496	19018	19277	17587	18923	18649	18816	19013	19418	19676	20838
41	19628	19363	18889	19146	17468	18794	18522	18688	18884	19286	19542
42	20580	19493	19230	18759	19014	17347	18664	18394	18559	18754	19153
43	19416	20435	19356	19095	18627	18880	17225	18533	18265	18429	18622
44	18208	19276	20287	19216	18956	18492	18744	17100	18399	18133	18295
45	19249	18073	19133	20137	19073	18816	18355	18605	16974	18263	17998
46	20615	19104	17936	18988	19985	18929	18674	18216	18464	16846	18125
47	20964	20454	18954	17796	18840	19828	18781	18527	18074	18320	16714
48	20212	20793	20287	18800	17651	18686	19667	18628	18376	17926	18170
49	21532	20041	20616	20115	18640	17501	18527	19499	18470	18220	17774

Albania population projections (2001-2021)
 Higher mortality (HM)-Lower fertility (LF)-Out migration (Migr)
 Population by sex and single of age at each 1st of January

Males											
M	2011	2012	2013	2014	2015	2016	2017	2018	2019	2020	2021
50	22287	21341	19862	20433	19936	18475	17345	18363	19326	18306	18058
51	20504	22079	21142	19678	20243	19750	18302	17184	18192	19146	18135
52	19948	20303	21863	20935	19485	20045	19557	18123	17016	18014	18959
53	18076	19743	20094	21638	20719	19284	19838	19355	17936	16840	17828
54	18595	17879	19527	19875	21402	20493	19074	19621	19144	17741	16656
55	18523	18380	17673	19302	19645	21154	20257	18853	19395	18923	17536
56	16711	18295	18155	17456	19065	19404	20895	20008	18622	19157	18691
57	15412	16493	18056	17917	17227	18815	19150	20621	19746	18378	18906
58	13312	15197	16262	17804	17667	16987	18552	18882	20333	19470	18121
59	14259	13113	14970	16019	17537	17403	16732	18275	18600	20029	19179
60	14621	14030	12902	14729	15762	17256	17123	16464	17981	18301	19707
61	14087	14369	13788	12679	14475	15489	16958	16827	16179	17671	17985
62	12526	13825	14101	13531	12443	14206	15201	16642	16514	15878	17342
63	11832	12274	13547	13817	13259	12193	13920	14895	16307	16182	15559
64	9415	11574	12007	13252	13517	12970	11928	13617	14571	15952	15830
65	9581	9193	11301	11723	12939	13197	12664	11646	13295	14227	15576
66	10158	9335	8957	11011	11423	12607	12859	12339	11347	12954	13862
67	10762	9875	9075	8707	10703	11104	12255	12500	11995	11030	12593
68	11220	10435	9574	8799	8442	10378	10766	11882	12120	11630	10695
69	9249	10847	10088	9256	8507	8162	10034	10409	11488	11718	11244
70	9923	8914	10454	9723	8921	8198	7866	9670	10032	11072	11293
71	8681	9529	8560	10040	9337	8567	7873	7554	9286	9634	10633
72	8684	8304	9115	8189	9604	8932	8195	7532	7226	8883	9216
73	7674	8271	7909	8682	7799	9147	8507	7806	7173	6883	8461
74	7675	7274	7840	7496	8229	7392	8670	8063	7398	6799	6524
75	7390	7236	6857	7391	7067	7758	6969	8174	7602	6975	6410
76	6170	6926	6781	6426	6927	6623	7271	6531	7660	7124	6537
77	5537	5744	6448	6313	5983	6449	6166	6769	6080	7131	6632
78	4511	5117	5308	5959	5834	5529	5959	5698	6255	5619	6590
79	3697	4135	4690	4866	5462	5348	5068	5463	5223	5734	5151
80	4549	3358	3756	4260	4420	4961	4858	4604	4962	4745	5208
81	3183	4091	3020	3377	3831	3975	4461	4368	4140	4462	4267
82	3014	2830	3638	2686	3003	3407	3534	3967	3885	3681	3968
83	2385	2647	2486	3195	2359	2638	2992	3104	3484	3412	3233
84	1577	2066	2293	2153	2768	2043	2285	2592	2689	3018	2955
85	1356	1345	1762	1956	1837	2361	1743	1949	2211	2294	2575
86	911	1137	1128	1478	1640	1540	1980	1462	1634	1854	1923
87	980	750	936	928	1216	1350	1268	1629	1203	1345	1526
88	835	790	604	754	748	980	1087	1021	1313	969	1084
89	544	657	622	475	593	589	771	856	804	1033	763
90	670	417	504	477	365	455	451	591	656	616	792
91	239	499	311	376	355	272	339	336	440	489	459
92	199	173	360	224	271	256	196	244	243	318	353
93	110	139	120	250	156	188	178	136	170	169	221
94	70	73	93	80	167	104	126	119	91	114	113
95	53	45	47	59	51	107	67	80	76	58	73
96	32	32	27	28	36	31	65	40	49	46	35
97	19	19	18	16	16	21	18	37	23	28	27
98	10	10	10	10	8	9	11	10	20	13	15
99	5	5	5	5	5	4	4	6	5	10	6
Total	1592546	1595510	1597849	1599481	1600335	1600491	1599882	1598585	1596548	1593875	1590537



Population projections results

Albania population projections (2001-2021)

Higher mortality (HM)-Lower fertility (LF)-Out migration (Migr)

Population by sex and single of age at each 1st of January

Both sexes										
MF	2001	2002	2003	2004	2005	2006	2007	2008	2009	2010
0	54157	52180	50452	49068	48244	47492	46746	46206	45843	45379
1	52799	53524	51570	49862	48494	47680	46937	46199	45666	45307
2	52152	52456	53175	51234	49538	48179	47370	46632	45899	45369
3	55652	51830	52132	52847	50918	49232	47881	47078	46344	45615
4	59189	55321	51522	51821	52533	50615	48939	47596	46798	46068
5	62523	58852	55007	51229	51527	52234	50327	48661	47326	46531
6	58827	62179	58529	54704	50947	51244	51947	50051	48394	47066
7	58028	58506	61840	58210	54406	50669	50964	51664	49778	48130
8	61510	57714	58190	61506	57895	54112	50395	50688	51384	49508
9	66164	61179	57403	57876	61174	57583	53820	50124	50415	51107
10	67442	65813	60854	57099	57569	60850	57278	53534	49858	50147
11	64829	67088	65467	60535	56799	57267	60530	56977	53253	49596
12	64207	64486	66733	65121	60214	56499	56964	60210	56676	52972
13	64995	63863	64141	66376	64773	59892	56196	56659	59888	56372
14	62657	64642	63516	63792	66015	64420	59566	55891	56351	59562
15	65790	62316	64290	63170	63445	65656	64070	59242	55587	56044
16	61127	65432	61977	63940	62826	63099	65299	63721	58919	55284
17	56942	60788	65069	61633	63585	62478	62749	64936	63367	58593
18	57200	56622	60446	64703	61286	63226	62126	62396	64570	63010
19	52046	56874	56299	60102	64334	60936	62865	61771	62039	64202
20	49878	51743	56544	55972	59752	63959	60580	62499	61411	61677
21	46749	49583	51437	56209	55641	59398	63580	60221	62128	61046
22	45935	46473	49291	51133	55877	55312	59047	63203	59864	61760
23	43800	45664	46198	48999	50831	55547	54985	58697	62829	59509
24	44174	43541	45394	45925	48710	50530	55219	54660	58350	62456
25	43630	43911	43281	45124	45652	48420	50229	54889	54334	58001
26	43495	43367	43646	43020	44851	45377	48128	49925	54558	54006
27	39793	43231	43104	43382	42759	44580	45102	47836	49623	54227
28	43867	39549	42966	42840	43116	42496	44306	44825	47543	49318
29	42141	43593	39302	42698	42573	42847	42231	44030	44545	47247
30	43667	41881	43325	39059	42435	42311	42583	41970	43759	44271
31	43297	43402	41626	43062	38822	42177	42055	42325	41715	43493
32	45788	43031	43136	41371	42798	38584	41919	41797	42066	41459
33	42767	45505	42765	42869	41115	42534	38346	41660	41539	41806
34	39912	42501	45222	42499	42603	40859	42269	38107	41401	41281
35	42520	39663	42236	44940	42234	42338	40604	42006	37870	41143
36	45072	42255	39416	41973	44661	41971	42074	40351	41745	37634
37	44925	44790	41991	39169	41710	44382	41709	41812	40099	41485
38	43835	44643	44509	41728	38924	41449	44103	41447	41550	39848
39	45833	43558	44360	44227	41464	38678	41187	43825	41185	41288
40	48514	45540	43280	44077	43946	41200	38431	40925	43546	40923
41	43296	48202	45247	43001	43793	43663	40935	38184	40662	43267
42	42814	43013	47887	44951	42721	43507	43378	40669	37935	40397
43	38567	42528	42726	47568	44652	42436	43217	43090	40398	37683
44	40239	38303	42237	42433	47243	44346	42146	42921	42795	40122
45	39931	39957	38034	41941	42135	46912	44035	41851	42621	42496
46	35953	39646	39672	37763	41642	41835	46578	43721	41553	42317
47	33077	35691	39358	39384	37488	41340	41531	46241	43404	41252
48	29062	32831	35426	39066	39092	37210	41033	41222	45898	43081
49	30924	28841	32581	35156	38768	38795	36927	40721	40908	45550

Albania population projections (2001-2021)
 Higher mortality (HM)-Lower fertility (LF)-Out migration (Migr)
 Population by sex and single of age at each 1st of January

Both sexes										
MF	2001	2002	2003	2004	2005	2006	2007	2008	2009	2010
50	32390	30676	28610	32319	34875	38458	38484	36631	40395	40580
51	30793	32117	30417	28369	32046	34580	38134	38160	36322	40055
52	28395	30525	31838	30153	28122	31768	34280	37803	37830	36007
53	26578	28141	30251	31554	29882	27871	31484	33974	37466	37492
54	21631	26332	27881	29970	31262	29606	27614	31192	33660	37120
55	21603	21425	26080	27616	29683	30964	29323	27351	30894	33339
56	22971	21386	21211	25820	27342	29387	30657	29030	27079	30587
57	25650	22726	21159	20988	25548	27055	29077	30335	28725	26795
58	27880	25363	22470	20921	20754	25262	26754	28751	29997	28403
59	23347	27550	25061	22199	20670	20508	24961	26437	28408	29641
60	26082	23051	27202	24742	21914	20406	20248	24644	26103	28046
61	22562	25730	22739	26834	24405	21613	20127	19973	24308	25750
62	22366	22232	25358	22408	26444	24049	21294	19831	19682	23953
63	20679	22010	21882	24963	22058	26031	23671	20956	19517	19374
64	21268	20325	21631	21510	24543	21685	25592	23269	20596	19183
65	21183	20873	19948	21229	21114	24096	21289	25125	22842	20214
66	17875	20755	20452	19547	20801	20693	23621	20867	24628	22387
67	17498	17479	20300	20005	19120	20345	20245	23115	20417	24099
68	15291	17080	17057	19815	19528	18666	19859	19767	22575	19939
69	13889	14895	16636	16608	19299	19019	18181	19342	19258	22000
70	18518	13500	14472	16162	16130	18749	18478	17665	18791	18715
71	11899	17952	13085	14023	15658	15622	18164	17903	17116	18205
72	13104	11482	17349	12645	13546	15123	15082	17542	17291	16533
73	11907	12609	11040	16709	12177	13039	14555	14510	16883	16643
74	9222	11419	12086	10574	16032	11682	12503	13954	13905	16185
75	10844	8811	10903	11534	10082	15315	11158	11937	13320	13266
76	6901	10332	8378	10360	10953	9565	14561	10607	11341	12653
77	7693	6528	9792	7923	9790	10345	9025	13768	10028	10716
78	7282	7224	6138	9226	7447	9196	9710	8463	12941	9424
79	5821	6786	6736	5732	8635	6953	8579	9052	7880	12081
80	11178	5386	6275	6234	5313	8021	6443	7942	8374	7281
81	3344	10290	4940	5753	5720	4882	7389	5919	7290	7680
82	4029	3031	9383	4488	5223	5197	4443	6742	5385	6627
83	2716	3621	2717	8464	4033	4690	4671	4001	6086	4847
84	2374	2409	3215	2406	7543	3580	4160	4147	3558	5428
85	2885	2078	2107	2815	2101	6632	3134	3640	3631	3122
86	2505	2493	1791	1815	2426	1806	5741	2701	3135	3131
87	2138	2127	2116	1516	1536	2055	1525	4883	2288	2653
88	1788	1779	1771	1762	1259	1274	1707	1263	4072	1899
89	1463	1456	1448	1441	1434	1022	1033	1386	1023	3321
90	1167	1161	1155	1149	1143	1138	808	817	1097	807
91	904	899	895	890	886	881	877	622	628	844
92	677	674	671	667	664	661	657	654	463	467
93	489	487	484	482	480	477	475	472	470	332
94	339	337	335	333	332	330	328	327	325	324
95	223	222	221	220	219	218	216	215	214	213
96	139	138	138	137	136	136	135	134	134	133
97	81	81	80	80	80	79	79	78	78	78
98	44	44	44	43	43	43	43	43	42	42
99	22	22	22	22	22	21	21	21	21	21
Total	3063318	3084148	3102781	3119544	3134982	3149147	3162030	3173825	3184697	3194538



Population projections results

Albania population projections (2001-2021)

Higher mortality (HM)-Lower fertility (LF)-Out migration (Migr)

Population by sex and single of age at each 1st of January

		Both sexes									
MF	2011	2012	2013	2014	2015	2016	2017	2018	2019	2020	2021
0	44797	44060	43424	42623	41666	40839	39869	39024	38056	37263	36400
1	44849	44273	43545	42916	42125	41178	40362	39402	38568	37611	36827
2	45012	44557	43985	43261	42637	41851	40911	40099	39146	38317	37367
3	45088	44734	44282	43713	42994	42374	41592	40658	39852	38904	38080
4	45344	44820	44468	44018	43453	42738	42122	41345	40416	39615	38673
5	45806	45086	44565	44216	43768	43206	42495	41882	41110	40186	39390
6	46276	45554	44838	44321	43973	43528	42969	42262	41652	40884	39966
7	46809	46023	45306	44594	44079	43733	43290	42735	42031	41425	40661
8	47869	46555	45774	45061	44352	43840	43496	43056	42503	41804	41201
9	49241	47611	46305	45528	44818	44113	43604	43262	42824	42274	41579
10	50836	48980	47358	46059	45286	44580	43879	43373	43032	42596	42050
11	49884	50569	48723	47110	45817	45048	44346	43649	43145	42806	42373
12	49334	49620	50301	48465	46861	45575	44810	44111	43418	42917	42580
13	52688	49069	49354	50032	48206	46610	45331	44570	43875	43185	42687
14	56066	52402	48803	49086	49760	47943	46356	45084	44328	43637	42951
15	59238	55761	52116	48537	48818	49489	47682	46104	44839	44086	43399
16	55739	58915	55457	51833	48272	48552	49219	47423	45853	44594	43846
17	54977	55430	58588	55149	51545	48004	48283	48946	47159	45598	44347
18	58262	54667	55117	58258	54838	51254	47734	48010	48670	46893	45341
19	62650	57929	54355	54802	57925	54525	50962	47461	47736	48392	46625
20	63827	62284	57591	54038	54482	57587	54207	50664	47184	47457	48109
21	61311	63449	61915	57250	53718	54159	57245	53886	50363	46904	47175
22	60684	60948	63073	61547	56910	53399	53838	56905	53566	50065	46625
23	61393	60324	60586	62698	61182	56572	53082	53518	56567	53248	49767
24	59157	61029	59967	60227	62327	60819	56236	52768	53201	56231	52932
25	62083	58803	60664	59608	59866	61954	60455	55900	52452	52882	55895
26	57651	61707	58446	60296	59246	59503	61578	60088	55561	52134	52562
27	53678	57301	61332	58090	59928	58885	59141	61203	59721	55222	51817
28	53895	53349	56948	60955	57733	59559	58522	58776	60826	59353	54881
29	49010	53558	53016	56592	60573	57371	59186	58155	58407	60445	58981
30	46955	48708	53228	52689	56243	60198	57016	58819	57795	58045	60070
31	44002	46670	48412	52905	52369	55901	59832	56668	58460	57443	57691
32	43227	43733	46385	48115	52580	52047	55557	59464	56319	58100	57089
33	41203	42960	43463	46098	47817	52255	51726	55213	59095	55970	57740
34	41547	40946	42693	43193	45812	47520	51930	51404	54869	58727	55621
35	41025	41288	40691	42428	42924	45527	47224	51607	51084	54527	58360
36	40887	40770	41032	40438	42164	42657	45244	46930	51286	50766	54187
37	37399	40632	40515	40776	40185	41901	42391	44961	46636	50966	50449
38	41225	37164	40378	40262	40520	39933	41638	42125	44680	46344	50646
39	39596	40965	36930	40123	40008	40265	39681	41376	41860	44398	46051
40	41025	39344	40704	36695	39868	39754	40009	39428	41113	41594	44116
41	40660	40762	39091	40443	36459	39612	39499	39753	39175	40849	41327
42	42985	40395	40497	38837	40180	36222	39354	39242	39494	38920	40583
43	40128	42699	40127	40227	38578	39913	35981	39093	38981	39232	38661
44	37425	39854	42407	39853	39953	38315	39640	35735	38826	38715	38964
45	39841	37164	39575	42111	39574	39674	38047	39364	35486	38555	38445
46	42194	39558	36899	39294	41812	39293	39392	37776	39084	35234	38281
47	42010	41888	39272	36632	39009	41510	39008	39107	37503	38802	34979
48	40946	41698	41578	38982	36361	38721	41203	38720	38819	37226	38516
49	42754	40636	41382	41263	38687	36086	38428	40892	38427	38526	36944

Albania population projections (2001-2021)
 Higher mortality (HM)-Lower fertility (LF)-Out migration (Migr)
 Population by sex and single of age at each 1st of January

Both sexes											
MF	2011	2012	2013	2014	2015	2016	2017	2018	2019	2020	2021
50	45186	42412	40311	41051	40934	38379	35799	38122	40567	38122	38220
51	40238	44807	42055	39973	40706	40591	38057	35498	37803	40227	37802
52	39708	39889	44420	41691	39628	40354	40241	37730	35193	37477	39881
53	35686	39354	39533	44025	41319	39275	39995	39884	37395	34880	37145
54	37147	35356	38991	39167	43621	40938	38915	39627	39518	37054	34561
55	36767	36794	35020	38621	38794	43208	40549	38547	39252	39145	36705
56	33008	36402	36430	34672	38239	38409	42783	40148	38167	38864	38761
57	30265	32661	36020	36049	34308	37838	38006	42337	39728	37770	38459
58	26496	29927	32297	35620	35649	33927	37418	37582	41870	39287	37353
59	28065	26182	29571	31914	35198	35228	33525	36976	37137	41378	38823
60	29266	27709	25851	29196	31510	34753	34784	33101	36510	36667	40859
61	27664	28870	27332	25501	28799	31083	34284	34315	32653	36018	36171
62	25376	27259	28450	26934	25130	28380	30631	33786	33818	32179	35496
63	23577	24980	26830	28005	26511	24737	27934	30152	33259	33291	31677
64	19046	23177	24558	26374	27532	26061	24320	27462	29643	32698	32731
65	18829	18697	22751	24110	25889	27029	25584	23876	26959	29101	32102
66	19808	18452	18326	22299	23633	25373	26494	25075	23403	26423	28525
67	21902	19375	18050	17931	21816	23125	24823	25924	24533	22900	25853
68	23534	21386	18913	17622	17510	21302	22584	24238	25316	23956	22363
69	19428	22933	20836	18422	17165	17061	20755	22007	23613	24668	23341
70	21387	18884	22292	20250	17898	16680	16583	20171	21392	22949	23978
71	18138	20734	18305	21610	19627	17342	16163	16074	19551	20737	22241
72	17582	17524	20040	17690	20884	18964	16750	15613	15533	18890	20041
73	15914	16922	16873	19303	17036	20114	18260	16122	15031	14958	18190
74	15956	15259	16223	16183	18521	16344	19297	17515	15458	14413	14349
75	15449	15231	14567	15485	15455	17695	15612	18435	16727	14757	13762
76	12595	14674	14468	13839	14709	14687	16825	14841	17526	15898	14019
77	11953	11893	13862	13669	13076	13895	13883	15911	14032	16572	15028
78	10065	11223	11160	13015	12835	12280	13047	13043	14957	13187	15576
79	8796	9388	10466	10401	12136	11970	11454	12166	12170	13964	12309
80	11192	8147	8690	9686	9619	11230	11077	10601	11258	11269	12939
81	6669	10280	7482	7975	8886	8818	10302	10163	9728	10329	10346
82	6975	6049	9352	6805	7248	8074	8006	9360	9235	8841	9384
83	5959	6267	5427	8416	6123	6516	7256	7190	8412	8300	7947
84	4310	5293	5561	4809	7482	5442	5787	6442	6379	7467	7370
85	4775	3780	4637	4868	4202	6561	4771	5069	5641	5581	6538
86	2697	4137	3264	4000	4195	3616	5664	4118	4371	4863	4807
87	2652	2289	3522	2769	3390	3552	3057	4805	3492	3704	4120
88	2201	2203	1905	2939	2304	2817	2948	2533	3997	2904	3077
89	1542	1786	1789	1550	2398	1874	2289	2393	2053	3250	2361
90	2640	1220	1412	1416	1229	1908	1486	1813	1894	1622	2577
91	619	2038	939	1085	1089	947	1474	1145	1395	1456	1245
92	628	459	1523	698	807	811	707	1102	853	1039	1083
93	335	450	329	1096	501	578	581	508	794	613	745
94	228	230	310	225	756	344	397	400	349	548	422
95	212	149	150	203	147	496	225	260	262	229	360
96	132	132	92	93	126	91	308	140	161	162	142
97	77	77	77	54	54	73	53	179	81	93	94
98	42	42	42	41	29	29	39	29	97	44	50
99	21	21	21	21	21	14	15	20	14	48	22
Total	3203224	3210604	3216785	3221611	3224936	3226908	3227398	3226543	3224231	3220660	3215753



Population projections results

Albania population projections (2001-2021)
 Higher mortality (HM)-Lower fertility (LF)-Out migration (Migr)
 Population by sex and five-years of age at each 1st of January

Females										
F	2001	2002	2003	2004	2005	2006	2007	2008	2009	2010
0 - 4	132263	127711	124384	122391	120176	117108	114543	112539	111016	109662
5 - 9	149497	145456	141791	137715	133526	128440	124016	120785	118853	116702
10-14	158979	159394	156686	152967	149198	145621	141684	138114	134146	130065
15-19	149532	152854	154256	155532	155381	154840	155244	152606	148983	145312
20-24	120252	123116	129453	133959	139663	145498	148728	150093	151333	151186
25-29	110902	111839	110757	113532	114587	116950	119736	125899	130281	135829
30-34	111234	111846	112184	108436	108221	107797	108709	107656	110354	111380
35-39	111978	109115	108368	109073	107803	108088	108682	109011	105368	105160
40-44	105509	107564	110088	110657	111810	108668	105888	105163	105850	104619
45-49	82235	86650	90681	95159	98037	102120	104108	106548	107097	108212
50-54	67977	71784	72623	74066	76265	79367	83629	87513	91834	94609
55-59	58945	57434	55927	56982	60444	65424	69084	69889	71277	73393
60-64	54997	55831	59170	60477	59607	56218	54767	53354	54384	57696
65-69	41800	44049	45685	47045	49086	51452	52228	55355	56559	55708
70-74	33155	34398	34917	36072	37969	37653	39680	41134	42355	44170
75-79	22055	22976	24347	25609	25971	27827	28815	29232	30196	31686
80-84	14271	14885	15813	16265	16939	16195	16806	17799	18690	18808
85-89	7275	6594	5991	5951	5372	8376	8565	8934	9082	9247
90-94	2582	2569	2556	2543	2531	2518	2232	2004	2036	1830
95-99	384	383	381	379	377	375	373	371	369	367
Total	1535822	1546448	1556059	1564811	1572962	1580534	1587517	1594002	1600062	1605642

Females											
F	2011	2012	2013	2014	2015	2016	2017	2018	2019	2020	2021
0 - 4	108387	107114	105794	104267	102506	100631	98644	96561	94399	92315	90214
5 - 9	113721	111229	109281	107802	106487	105249	104013	102732	101250	99540	97720
10-14	125110	120800	117653	115771	113677	110772	108345	106448	105006	103726	102520
15-19	141828	137995	134518	130652	126677	121851	117654	114590	112756	110716	107887
20-24	150661	151054	148486	144959	141387	137999	134270	130886	127122	123254	118560
25-29	141503	144645	145972	147178	147034	146524	146906	144408	140978	137503	134208
30-34	113677	116385	122375	126635	132027	137543	140595	141885	143057	142918	142422
35-39	104748	105634	104612	107232	108229	110462	113093	118915	123054	128294	133653
40-44	104896	105469	105787	102252	102051	101653	102513	101521	104064	105032	107200
45-49	105172	102480	101779	102446	101255	101523	102075	102384	98961	98768	98384
50-54	98555	100473	102821	103349	104423	101490	98890	98214	98862	97714	97974
55-59	76383	80488	84223	88379	91047	94848	96695	98951	99458	100487	97668
60-64	62447	65922	66677	68000	70027	72901	76824	80370	84330	86869	90512
65-69	52532	51158	49882	50887	54001	58443	61662	62342	63579	65489	68214
70-74	46340	47032	49854	50906	50077	47206	45942	44872	45848	48677	52673
75-79	31553	33252	34439	35454	36938	38821	39387	41762	42591	41795	39373
80-84	20397	21043	21319	22018	22977	23057	24299	25122	25852	26889	28355
85-89	9241	9515	10065	10535	10455	11600	11880	12001	12390	12808	13034
90-94	3161	3098	3124	3114	3069	3313	3355	3540	3685	3571	4134
95-99	366	310	274	293	259	532	475	453	442	421	512
Total	1610678	1615093	1618936	1622130	1624601	1626417	1627516	1627958	1627683	1626785	1625216

Albania population projections (2001-2021)
 Higher mortality (HM)-Lower fertility (LF)-Out migration (Migr)
 Population by sex and five-years of age at each 1st of January

Males										
M	2001	2002	2003	2004	2005	2006	2007	2008	2009	2010
0 - 4	141686	137599	134466	132442	129551	126090	123330	121172	119533	118075
5 - 9	157555	152975	149178	145810	142423	137402	133438	130402	128443	125639
10-14	165151	166498	164026	159956	156172	153307	148850	145157	141880	138584
15-19	143573	149179	153825	158016	160095	160556	161864	159460	155500	151820
20-24	110284	113888	119410	124280	131147	139248	144682	149187	153248	155263
25-29	102024	101812	101543	103532	104364	106770	110259	115607	120322	126970
30-34	104197	104474	103890	100425	99552	98668	98463	98203	100126	100931
35-39	110207	105794	104143	102964	101189	100729	100996	100431	97081	96238
40-44	107921	110022	111289	111374	110544	106484	102220	100625	99486	97773
45-49	86712	90316	94390	98151	101090	103971	105995	107208	107286	106484
50-54	71810	76007	76374	78298	79923	82916	86367	90247	93839	96647
55-59	62506	61016	60054	60563	63554	67751	71687	72014	73826	75372
60-64	57960	57517	59641	59980	59757	57566	56164	55318	55823	58610
65-69	43936	47033	48708	50159	50775	51367	50966	52860	53161	52930
70-74	31495	32564	33117	34042	35574	36561	39103	40440	41631	42111
75-79	16486	16704	17599	19165	20936	23547	24218	24595	25314	26454
80-84	9370	9852	10717	11080	10892	10175	10299	10951	12004	13054
85-89	3504	3338	3243	3397	3384	4413	4575	4939	5067	4879
90-94	994	989	984	979	974	969	914	888	947	943
95-99	125	124	124	123	123	122	121	121	120	120
Total	1527496	1537700	1546722	1554733	1562019	1568613	1574512	1579823	1584635	1588896

Males											
M	2011	2012	2013	2014	2015	2016	2017	2018	2019	2020	2021
0 - 4	116703	115331	113910	112265	110369	108350	106211	103968	101639	99396	97134
5 - 9	122280	119601	117507	115916	114503	113171	111842	110465	108871	107033	105075
10-14	133698	129840	126886	124981	122252	118984	116377	114339	112791	111416	110120
15-19	149038	144707	141116	137927	134722	129974	126225	123354	121500	118847	115670
20-24	155712	156980	154645	150801	147232	144537	140339	136855	133759	130650	126049
25-29	134813	140073	144434	148363	150313	150748	151975	149714	145989	142533	139927
30-34	103257	106632	111804	116364	122793	130379	135465	139683	143483	145368	145789
35-39	95383	95186	94934	96793	97572	99821	103084	108084	112492	118707	126040
40-44	97328	97585	97039	93802	92987	92162	91971	91729	93525	94278	96451
45-49	102573	98464	96927	95836	94189	93760	94004	93476	90358	89574	88781
50-54	99411	101345	102489	102558	101785	98047	94116	92647	91614	90046	89637
55-59	78218	81478	85115	88497	91141	93762	95586	96639	96695	95957	92433
60-64	62481	66072	66345	68009	69456	72114	75129	78445	81553	83984	86422
65-69	50969	49684	48995	49496	52014	55448	58578	58776	60245	61559	63969
70-74	42636	42291	43878	44129	43890	42237	41112	40624	41116	43270	46125
75-79	27305	29157	30085	30955	31273	31707	31433	32635	32821	32583	31320
80-84	14708	14992	15192	15671	16380	17023	18130	18635	19159	19318	19631
85-89	4626	4679	5051	5591	6034	6819	6849	6917	7164	7495	7870
90-94	1288	1301	1388	1407	1314	1275	1290	1427	1600	1705	1938
95-99	119	110	107	118	117	172	165	173	173	155	156
Total	1592546	1595510	1597849	1599481	1600335	1600491	1599882	1598585	1596548	1593875	1590537



Population projections results

Albania population projections (2001-2021)

Higher mortality (HM)-Lower fertility (LF)-Out migration (Migr)

Population by sex and five-years of age group at each 1st of January

Both sexes										
MF	2001	2002	2003	2004	2005	2006	2007	2008	2009	2010
0 - 4	273949	265310	258850	254833	249727	243198	237873	233710	230548	227738
5 - 9	307052	298431	290969	283525	275949	265842	257453	251187	247296	242342
10-14	324130	325892	320712	312923	305370	298927	290534	283271	276025	268649
15-19	293105	302033	308081	313548	315476	315396	317109	312066	304483	297132
20-24	230536	237004	248863	258239	270810	284746	293410	299280	304581	306449
25-29	212926	213652	212300	217064	218952	223720	229996	241506	250603	262799
30-34	215431	216320	216074	208860	207773	206465	207172	205859	210480	212311
35-39	222185	214908	212511	212037	208993	208817	209678	209442	202449	201398
40-44	213430	217586	221377	222031	222354	215152	208108	205788	205336	202391
45-49	168947	176966	185071	193310	199126	206091	210103	213756	214383	214696
50-54	139787	147791	148997	152364	156188	162283	169996	177761	185673	191255
55-59	121451	118450	115981	117545	123998	133176	140771	141904	145102	148765
60-64	112957	113348	118811	120456	119364	113784	110931	108672	110207	116306
65-69	85736	91082	94394	97204	99861	102819	103195	108215	109720	108638
70-74	64650	66961	68033	70113	73543	74215	78782	81574	83986	86280
75-79	38541	39680	41946	44774	46907	51375	53033	53827	55510	58140
80-84	23641	24737	26530	27345	27831	26370	27106	28750	30693	31862
85-89	10779	9933	9233	9348	8756	12789	13140	13873	14149	14126
90-94	3575	3558	3540	3522	3505	3487	3146	2892	2983	2773
95-99	510	507	504	502	499	497	494	492	489	487
Total	3063318	3084148	3102781	3119544	3134982	3149147	3162030	3173825	3184697	3194538

Both sexes											
MF	2011	2012	2013	2014	2015	2016	2017	2018	2019	2020	2021
0 - 4	225090	222444	219704	216532	212875	208981	204855	200529	196038	191710	187347
5 - 9	236001	230830	226788	223718	220990	218420	215855	213196	210120	206573	202795
10-14	258807	250640	244540	240752	235929	229756	224722	220787	217798	215141	212640
15-19	290866	282702	275634	268579	261399	251825	243879	237944	234256	229563	223558
20-24	306373	308034	303131	295760	288618	282536	274609	267741	260881	253905	244609
25-29	276317	284717	290406	295541	297347	297272	298881	294122	286967	280036	274135
30-34	216934	223017	234180	242999	254820	267921	276061	281568	286540	288285	288211
35-39	200132	200819	199546	204026	205801	210283	216177	226999	235546	247001	259694
40-44	202224	203054	202826	196055	195038	193815	194484	193251	197589	199309	203651
45-49	207745	200944	198706	198282	195444	195283	196079	195860	189319	188342	187165
50-54	197965	201818	205310	205907	206207	199537	193006	190861	190476	187760	187610
55-59	154601	161966	169338	176876	182188	188610	192281	195591	196153	196444	190100
60-64	124929	131994	133022	136010	139483	145015	151953	158815	165883	170853	176934
65-69	103501	100843	98877	100383	106014	113891	120240	121119	123824	127048	132183
70-74	88977	89323	93733	95036	93967	89443	87053	85496	86963	91947	98799
75-79	58857	62409	64524	66409	68211	70528	70820	74396	75412	74378	70693
80-84	35105	36035	36512	37690	39357	40080	42429	43757	45012	46206	47986
85-89	13868	14194	15116	16126	16489	18419	18728	18918	19554	20302	20903
90-94	4449	4398	4512	4521	4382	4589	4645	4967	5285	5277	6072
95-99	485	420	381	411	376	704	640	627	615	576	668
Total	3203224	3210604	3216785	3221611	3224936	3226908	3227398	3226543	3224231	3220660	3215753

Higher mortality (HM)

Lower fertility (LF)

Out migration (Migr; young adults)

Population by sex and single year of age at each 1st of January

Population by sex and five-year age group at each 1st of January



Population projections results

Albania population projections (2001-2021)

Higher mortality (HM)-Lower fertility (LF)-Out migration (Migr; young adults)

Population by sex and single of age at each 1st of January

Females										
F	2001	2002	2003	2004	2005	2006	2007	2008	2009	2010
0	25979	25051	24166	23453	23016	22622	22240	21965	21782	21557
1	25178	25645	24729	23856	23152	22721	22332	21955	21683	21502
2	25178	24966	25430	24521	23655	22957	22530	22144	21770	21501
3	27024	24975	24765	25225	24324	23465	22772	22348	21965	21594
4	28904	26813	24780	24571	25027	24133	23281	22594	22173	21794
5	30262	28685	26610	24592	24385	24838	23951	23105	22423	22005
6	28642	30038	28473	26413	24410	24205	24654	23774	22934	22257
7	28512	28431	29818	28264	26219	24231	24027	24473	23599	22766
8	29923	28303	28223	29599	28057	26027	24054	23851	24294	23426
9	32158	29705	28097	28018	29384	27853	25838	23879	23678	24117
10	33121	31926	29491	27895	27816	29172	27652	25651	23706	23507
11	31669	33016	31825	29398	27807	27728	29080	27565	25570	23632
12	31458	31568	32911	31724	29304	27718	27640	28988	27477	25489
13	31821	31357	31467	32806	31622	29210	27629	27551	28895	27389
14	30910	31718	31256	31365	32700	31520	29116	27540	27462	28801
15	32846	30809	31615	31154	31263	32593	31417	29021	27450	27373
16	30992	32738	30708	31511	31051	31160	32486	31314	28926	27360
17	29337	30889	32630	30606	31406	30948	31057	32378	31210	28830
18	29586	29239	30785	32520	30503	31301	30845	30953	32270	31106
19	26771	29486	29139	30681	32410	30400	31195	30740	30848	32160
20	26080	26678	29383	29038	30574	32297	30294	31086	30633	30740
21	24419	25831	26423	29102	28760	30282	31988	30004	30789	30340
22	24037	24186	25584	26171	28824	28486	29993	31683	29718	30495
23	22494	23808	23955	25340	25921	28550	28214	29707	31381	29435
24	23222	22280	23581	23727	25099	25674	28277	27945	29424	31082
25	22998	23001	22068	23357	23501	24860	25430	28008	27679	29144
26	22698	22779	22782	21857	23134	23278	24623	25187	27742	27416
27	20591	22481	22561	22564	21648	22913	23055	24387	24946	27476
28	22960	20392	22264	22343	22346	21439	22692	22832	24152	24706
29	21655	22737	20194	22047	22126	22129	21231	22471	22610	23917
30	22807	21445	22516	19998	21834	21912	21914	21025	22253	22391
31	22290	22690	21335	22401	19896	21722	21799	21802	20917	22139
32	23757	22175	22573	21225	22285	19793	21610	21687	21690	20809
33	21975	23634	22060	22456	21115	22170	19690	21498	21574	21577
34	20405	21861	23511	21945	22339	21005	22054	19588	21386	21462
35	21884	20299	21747	23388	21831	22222	20896	21939	19486	21274
36	22954	21770	20192	21633	23266	21717	22106	20786	21825	19384
37	22409	22833	21655	20086	21519	23143	21602	21990	20677	21710
38	22096	22290	22712	21540	19980	21405	23021	21488	21873	20567
39	22635	21978	22171	22591	21425	19873	21290	22898	21373	21756
40	24453	22512	21858	22050	22468	21308	19765	21174	22773	21256
41	21104	24366	22431	21780	21972	22387	21232	19694	21099	22692
42	21160	21027	24276	22349	21700	21891	22305	21154	19622	21022
43	18880	21080	20947	24184	22264	21618	21808	22221	21074	19547
44	19912	18805	20996	20864	24089	22176	21532	21722	22133	20991
45	19598	19830	18728	20910	20778	23990	22085	21444	21633	22042
46	17521	19516	19747	18650	20822	20691	23889	21993	21354	21542
47	15987	17448	19434	19664	18572	20735	20604	23789	21900	21265
48	14214	15920	17374	19353	19582	18494	20648	20518	23689	21809
49	14915	14154	15853	17302	19272	19500	18416	20562	20432	23590

Albania population projections (2001-2021)

Higher mortality (HM)-Lower fertility (LF)-Out migration (Migr; young adults)

Population by sex and single of age at each 1st of January

F	Females									
	2001	2002	2003	2004	2005	2006	2007	2008	2009	2010
50	15855	14846	14089	15780	17222	19183	19410	18331	20467	20338
51	14733	15815	14809	14054	15740	17178	19134	19361	18285	20415
52	13986	14696	15775	14771	14018	15701	17135	19086	19312	18239
53	12832	13951	14659	15735	14734	13983	15661	17092	19038	19263
54	10571	12800	13915	14622	15695	14697	13947	15621	17049	18990
55	10209	10545	12768	13881	14586	15657	14661	13913	15583	17007
56	10725	10183	10518	12736	13846	14549	15617	14624	13878	15544
57	12478	10694	10154	10488	12699	13806	14507	15572	14582	13838
58	13915	12437	10659	10121	10454	12658	13761	14459	15521	14534
59	11618	13863	12391	10619	10083	10415	12610	13710	14405	15463
60	13235	11569	13804	12338	10574	10040	10370	12557	13651	14344
61	11061	13171	11513	13737	12278	10523	9991	10320	12496	13585
62	10562	11000	13098	11449	13661	12210	10465	9936	10263	12427
63	9948	10496	10931	13016	11377	13576	12134	10399	9874	10199
64	10191	9877	10421	10853	12923	11296	13479	12047	10325	9803
65	10137	10108	9796	10336	10764	12818	11204	13369	11949	10241
66	8287	10043	10014	9706	10240	10665	12699	11100	13245	11838
67	8514	8200	9937	9909	9603	10132	10552	12565	10983	13105
68	7612	8412	8101	9818	9790	9488	10010	10425	12414	10851
69	7250	7508	8297	7990	9683	9656	9358	9873	10283	12244
70	9851	7137	7391	8168	7866	9533	9505	9212	9720	10123
71	5423	9677	7011	7260	8023	7727	9364	9337	9049	9547
72	6508	5314	9482	6870	7114	7861	7571	9175	9149	8867
73	6247	6359	5192	9264	6712	6951	7681	7397	8965	8939
74	5126	6084	6193	5057	9023	6537	6770	7481	7205	8731
75	6952	4974	5904	6010	4907	8756	6343	6569	7259	6991
76	3979	6718	4807	5705	5807	4742	8461	6130	6348	7015
77	4136	3827	6461	4623	5487	5585	4560	8137	5895	6105
78	3805	3956	3660	6180	4422	5248	5342	4362	7783	5639
79	3183	3617	3761	3480	5875	4203	4989	5078	4146	7399
80	7332	3005	3414	3550	3285	5545	3968	4709	4794	3914
81	1685	6866	2814	3197	3324	3076	5193	3715	4410	4489
82	2325	1564	6371	2611	2967	3085	2854	4818	3448	4092
83	1532	2135	1436	5850	2397	2724	2833	2621	4425	3166
84	1397	1390	1938	1303	5309	2176	2472	2571	2378	4016
85	1898	1251	1245	1735	1167	4754	1948	2214	2302	2129
86	1673	1673	1103	1098	1530	1029	4191	1718	1952	2029
87	1450	1450	1450	955	951	1325	891	3631	1488	1691
88	1231	1231	1231	1231	811	808	1125	757	3084	1264
89	1022	1022	1022	1022	1022	674	670	934	628	2560
90	827	827	827	827	827	827	545	542	756	508
91	649	649	649	649	649	649	649	428	426	594
92	493	493	493	493	493	493	493	493	325	323
93	360	360	360	360	360	360	360	360	360	237
94	252	252	252	252	252	252	252	252	252	252
95	168	168	168	168	168	168	168	168	168	168
96	105	105	105	105	105	105	105	105	105	105
97	62	62	62	62	62	62	62	62	62	62
98	34	34	34	34	34	34	34	34	34	34
99	17	17	17	17	17	17	17	17	17	17
Total	1535822	1547591	1558331	1568180	1577390	1585992	1593983	1601459	1608484	1615013



Population projections results

Albania population projections (2001-2021)

Higher mortality (HM)-Lower fertility (LF)-Out migration (Migr; young adults)

Population by sex and single of age at each 1st of January

Females											
F	2011	2012	2013	2014	2015	2016	2017	2018	2019	2020	2021
0	21280	20932	20633	20255	19801	19407	18942	18533	18063	17674	17249
1	21280	21007	20663	20368	19995	19546	19158	18698	18295	17831	17447
2	21321	21101	20830	20489	20197	19826	19382	18997	18541	18141	17681
3	21327	21149	20931	20662	20324	20034	19666	19226	18843	18392	17995
4	21425	21161	20984	20767	20500	20165	19877	19513	19075	18696	18248
5	21629	21263	21000	20825	20610	20345	20013	19727	19365	18931	18555
6	21843	21469	21106	20845	20671	20458	20195	19865	19581	19222	18791
7	22094	21682	21311	20951	20692	20519	20307	20046	19719	19437	19081
8	22599	21932	21523	21155	20798	20541	20369	20159	19900	19574	19295
9	23256	22434	21772	21367	21001	20646	20391	20221	20012	19755	19432
10	23943	23088	22273	21615	21213	20850	20498	20244	20075	19868	19612
11	23433	23868	23015	22202	21547	21146	20784	20433	20180	20012	19805
12	23556	23358	23792	22942	22132	21479	21079	20718	20368	20116	19948
13	25407	23481	23283	23715	22869	22061	21410	21011	20651	20303	20052
14	27300	25325	23405	23208	23639	22795	21989	21340	20943	20584	20237
15	28707	27211	25242	23329	23132	23562	22720	21918	21271	20875	20517
16	27283	28613	27122	25160	23252	23056	23484	22646	21846	21201	20806
17	27269	27192	28518	27032	25076	23175	22980	23406	22570	21773	21131
18	28733	27178	27101	28422	26941	24992	23097	22903	23328	22495	21700
19	31000	28635	27086	27009	28326	26850	24907	23019	22825	23249	22418
20	32048	30892	28536	26991	26915	28227	26756	24820	22938	22745	23168
21	30446	31742	30597	28263	26733	26658	27957	26501	24583	22719	22528
22	30050	30156	31439	30305	27993	26478	26403	27690	26248	24349	22502
23	30204	29764	29868	31139	30016	27726	26226	26152	27427	25998	24116
24	29154	29916	29480	29584	30842	29730	27462	25976	25902	27165	25750
25	30786	28877	29632	29200	29302	30549	29447	27201	25728	25656	26907
26	28866	30493	28602	29349	28922	29023	30258	29166	26942	25483	25411
27	27153	28590	30201	28328	29069	28645	28745	29968	28887	26684	25239
28	27211	26891	28314	29909	28055	28788	28368	28468	29679	28608	26426
29	24465	26946	26630	28039	29618	27782	28508	28092	28191	29390	28330
30	23686	24228	26685	26372	27767	29332	27513	28232	27820	27918	29106
31	22276	23564	24104	26548	26236	27625	29181	27372	28087	27678	27775
32	22025	22161	23442	23980	26411	26101	27482	29030	27230	27942	27535
33	20701	21911	22046	23321	23855	26274	25966	27340	28880	27089	27797
34	21465	20594	21796	21932	23199	23731	26137	25830	27197	28730	26948
35	21350	21353	20486	21683	21817	23079	23607	26001	25696	27055	28580
36	21163	21238	21241	20379	21569	21703	22958	23484	25865	25561	26914
37	19282	21051	21126	21129	20272	21456	21589	22837	23360	25729	25427
38	21595	19180	20940	21014	21017	20164	21342	21474	22716	23236	25593
39	20457	21479	19077	20828	20902	20905	20057	21228	21360	22595	23112
40	21638	20346	21362	18973	20714	20788	20791	19947	21112	21243	22471
41	21180	21561	20273	21286	18905	20640	20714	20717	19876	21037	21167
42	22608	21103	21482	20199	21208	18836	20565	20638	20641	19803	20960
43	20942	22522	21023	21400	20122	21127	18765	20487	20560	20562	19728
44	19470	20859	22434	20940	21315	20043	21044	18690	20406	20479	20481
45	20904	19390	20773	22341	20854	21228	19960	20957	18614	20322	20394
46	21950	20817	19309	20686	22248	20766	21139	19877	20869	18536	20237
47	21452	21858	20730	19228	20599	22154	20679	21050	19793	20782	18458
48	21176	21362	21766	20643	19147	20513	22062	20592	20962	19710	20695
49	21717	21087	21272	21675	20556	19067	20427	21969	20506	20874	19628

Albania population projections (2001-2021)

Higher mortality (HM)-Lower fertility (LF)-Out migration (Migr; young adults)

Population by sex and single of age at each 1st of January

Females											
F	2011	2012	2013	2014	2015	2016	2017	2018	2019	2020	2021
50	23481	21617	20990	21174	21575	20462	18979	20333	21868	20412	20778
51	20287	23422	21563	20937	21121	21520	20410	18931	20282	21813	20360
52	20364	20235	23363	21508	20884	21067	21466	20358	18883	20230	21758
53	18193	20312	20184	23304	21454	20831	21014	21412	20307	18836	20179
54	19215	18147	20261	20133	23245	21399	20778	20961	21358	20256	18788
55	18943	19168	18102	20211	20084	23188	21347	20727	20910	21305	20206
56	16964	18895	19119	18057	20160	20033	23129	21293	20675	20857	21251
57	15499	16915	18841	19064	18005	20102	19975	23063	21232	20615	20797
58	13793	15448	16859	18779	19001	17946	20036	19910	22987	21162	20548
59	14480	13741	15390	16797	18709	18931	17879	19961	19836	22901	21083
60	15398	14418	13683	15325	16725	18629	18850	17802	19877	19751	22804
61	14275	15323	14348	13616	15251	16644	18539	18759	17716	19780	19656
62	13510	14196	15238	14269	13541	15167	16552	18437	18655	17619	19671
63	12349	13425	14107	15143	14179	13456	15071	16448	18321	18538	17508
64	10126	12261	13329	14006	15034	14078	13360	14964	16331	18190	18406
65	9723	10043	12161	13221	13892	14912	13963	13251	14842	16198	18042
66	10146	9633	9950	12048	13098	13763	14774	13834	13128	14704	16048
67	11713	10039	9531	9845	11921	12960	13618	14618	13688	12990	14549
68	12948	11572	9918	9417	9727	11778	12804	13454	14442	13523	12834
69	10702	12771	11414	9782	9288	9594	11617	12629	13270	14245	13339
70	12054	10536	12572	11237	9630	9144	9445	11436	12433	13064	14023
71	9943	11840	10349	12349	11038	9460	8982	9277	11233	12213	12832
72	9355	9743	11602	10141	12100	10815	9269	8801	9091	11007	11967
73	8664	9141	9520	11336	9908	11823	10567	9057	8599	8882	10755
74	8706	8438	8903	9272	11040	9650	11515	10292	8821	8375	8651
75	8473	8448	8188	8639	8997	10713	9364	11174	9987	8559	8127
76	6756	8187	8164	7912	8348	8694	10352	9049	10797	9651	8271
77	6746	6497	7874	7851	7609	8028	8361	9956	8702	10384	9281
78	5839	6453	6215	7531	7510	7278	7679	7998	9523	8324	9933
79	5360	5551	6134	5908	7160	7139	6919	7300	7603	9053	7913
80	6984	5060	5240	5791	5577	6758	6739	6531	6891	7177	8546
81	3665	6540	4738	4907	5422	5222	6329	6311	6116	6453	6720
82	4165	3401	6068	4397	4553	5031	4846	5872	5856	5675	5988
83	3758	3825	3123	5573	4038	4181	4620	4450	5393	5377	5211
84	2873	3410	3471	2834	5057	3664	3794	4193	4038	4894	4880
85	3595	2572	3053	3108	2538	4528	3281	3397	3754	3616	4382
86	1878	3170	2268	2692	2740	2237	3992	2892	2995	3310	3188
87	1758	1627	2746	1965	2332	2374	1938	3459	2506	2595	2868
88	1436	1493	1382	2332	1669	1981	2016	1646	2938	2128	2204
89	1049	1192	1240	1147	1936	1385	1644	1674	1367	2439	1767
90	2071	849	964	1003	928	1566	1121	1330	1354	1106	1973
91	399	1627	667	758	788	729	1230	880	1045	1064	868
92	451	303	1235	506	575	598	553	934	668	793	808
93	236	329	222	903	370	420	437	404	683	488	580
94	166	165	230	155	631	259	294	306	283	477	342
95	168	110	110	153	103	420	172	195	203	188	317
96	105	105	69	69	96	65	263	108	123	127	118
97	62	62	62	41	40	56	38	154	63	72	75
98	34	34	34	34	22	22	31	21	84	34	39
99	17	17	17	17	17	11	11	15	10	42	17
Total	1620980	1626317	1631068	1635176	1638563	1641303	1643322	1644668	1645293	1645298	1644627



Population projections results

Albania population projections (2001-2021)

Higher mortality (HM)-Lower fertility (LF)-Out migration (Migr; young adults)

Population by sex and single of age at each 1st of January

M	Males									
	2001	2002	2003	2004	2005	2006	2007	2008	2009	2010
0	28178	27015	26061	25291	24820	24396	23984	23687	23489	23246
1	27621	27771	26624	25684	24926	24462	24043	23637	23345	23150
2	26974	27384	27532	26396	25463	24712	24252	23837	23434	23144
3	28628	26751	27157	27304	26177	25253	24507	24051	23639	23240
4	30285	28397	26535	26939	27084	25966	25049	24310	23857	23449
5	32261	30049	28176	26328	26729	26873	25764	24854	24120	23671
6	30185	32016	29821	27962	26128	26526	26669	25568	24665	23937
7	29516	29957	31774	29596	27751	25931	26325	26468	25375	24479
8	31587	29295	29733	31536	29374	27543	25737	26128	26269	25185
9	34006	31351	29075	29510	31300	29154	27337	25544	25932	26073
10	34321	33754	31118	28860	29291	31068	28938	27134	25355	25740
11	33160	34207	33642	31015	28764	29194	30965	28842	27044	25271
12	32749	33047	34091	33528	30909	28666	29095	30860	28744	26952
13	33174	32635	32932	33972	33411	30802	28566	28993	30752	28643
14	31747	33053	32516	32813	33848	33289	30690	28462	28888	30640
15	32944	31632	32934	32398	32694	33726	33169	30579	28359	28783
16	30135	32825	31518	32815	32282	32576	33604	33049	30468	28257
17	27605	30021	32702	31399	32691	32160	32453	33477	32925	30354
18	27614	27497	29904	32574	31276	32564	32034	32326	33346	32796
19	25275	27503	27387	29784	32443	31151	32433	31906	32196	33213
20	23798	25169	27388	27272	29660	32307	31021	32297	31772	32062
21	22330	23411	24760	26943	26829	29177	31782	30516	31772	31255
22	21898	21966	23029	24357	26504	26391	28702	31264	30019	31254
23	21306	21541	21608	22654	23959	26071	25961	28233	30754	29529
24	20952	20959	21190	21256	22285	23569	25647	25538	27773	30253
25	20632	20608	20615	20842	20907	21919	23182	25225	25119	27317
26	20797	20290	20267	20273	20497	20560	21556	22798	24807	24702
27	19202	20452	19954	19931	19937	20157	20220	21198	22420	24396
28	20907	18882	20112	19622	19599	19605	19821	19883	20845	22047
29	20486	20556	18566	19774	19293	19270	19276	19489	19549	20496
30	20860	20145	20214	18256	19445	18971	18949	18955	19164	19224
31	21007	20671	19962	20031	18091	19269	18799	18777	18783	18991
32	22031	20815	20482	19780	19848	17926	19093	18628	18606	18612
33	20792	21828	20623	20294	19598	19665	17761	18917	18456	18434
34	19507	20599	21626	20432	20106	19416	19483	17596	18742	18285
35	20636	19326	20408	21425	20243	19919	19236	19302	17433	18568
36	22118	20445	19147	20219	21227	20055	19735	19058	19123	17271
37	22516	21913	20256	18970	20032	21030	19869	19552	18881	18946
38	21739	22307	21710	20068	18794	19846	20835	19685	19371	18706
39	23198	21536	22099	21508	19881	18619	19661	20641	19502	19190
40	24061	22982	21336	21894	21308	19696	18446	19478	20449	19320
41	22192	23921	22849	21212	21767	21184	19581	18338	19365	20330
42	21654	22061	23780	22714	21087	21638	21059	19466	18230	19251
43	19687	21523	21928	23637	22577	20960	21508	20932	19349	18120
44	20327	19564	21389	21791	23489	22436	20829	21373	20801	19228
45	20333	20197	19439	21252	21651	23339	22292	20695	21236	20668
46	18432	20200	20064	19311	21113	21510	23186	22146	20560	21097
47	17090	18306	20062	19927	19179	20968	21362	23027	21994	20419
48	14848	16968	18175	19918	19785	19042	20818	21210	22862	21837
49	16009	14737	16840	18039	19769	19636	18899	20662	21051	22691

Albania population projections (2001-2021)

Higher mortality (HM)-Lower fertility (LF)-Out migration (Migr; young adults)

Population by sex and single of age at each 1st of January

Males										
M	2001	2002	2003	2004	2005	2006	2007	2008	2009	2010
50	16535	15883	14620	16708	17896	19613	19481	18750	20499	20885
51	16060	16463	15814	14557	16635	17819	19528	19397	18669	20410
52	14409	15983	16384	15738	14487	16555	17733	19434	19304	18579
53	13746	14332	15897	16297	15654	14410	16467	17638	19330	19200
54	11060	13664	14247	15803	16200	15561	14324	16369	17534	19215
55	11394	10987	13574	14153	15699	16093	15458	14230	16261	17418
56	12246	11311	10907	13475	14050	15584	15975	15345	14126	16142
57	13172	12147	11219	10818	13366	13935	15457	15846	15221	14011
58	13965	13053	12037	11118	10721	13245	13810	15318	15703	15083
59	11729	13825	12923	11917	11006	10613	13113	13672	15165	15546
60	12847	11599	13672	12779	11784	10884	10495	12967	13520	14996
61	11501	12689	11456	13503	12621	11639	10750	10366	12807	13353
62	11804	11344	12515	11299	13318	12449	11479	10603	10224	12632
63	10731	11625	11171	12325	11127	13116	12259	11305	10442	10069
64	11077	10550	11429	10983	12117	10940	12895	12053	11114	10266
65	11046	10870	10353	11215	10777	11890	10735	12653	11827	10907
66	9588	10817	10644	10138	10982	10554	11643	10512	12391	11582
67	8984	9367	10568	10399	9904	10729	10311	11375	10270	12106
68	7679	8755	9128	10298	10133	9651	10455	10047	11085	10008
69	6639	7461	8507	8869	10006	9846	9378	10159	9763	10771
70	8667	6430	7227	8239	8591	9692	9537	9083	9840	9456
71	6476	8365	6207	6975	7952	8292	9354	9205	8767	9497
72	6596	6226	8042	5967	6706	7645	7972	8993	8850	8429
73	5660	6314	5960	7698	5712	6419	7318	7631	8609	8471
74	4096	5392	6015	5677	7333	5441	6115	6972	7269	8201
75	3892	3881	5109	5699	5379	6948	5155	5794	6606	6887
76	2922	3666	3655	4812	5368	5067	6545	4856	5457	6222
77	3557	2734	3430	3420	4502	5022	4740	6123	4543	5106
78	3477	3304	2539	3186	3177	4182	4665	4403	5687	4220
79	2638	3203	3044	2339	2935	2926	3852	4297	4056	5239
80	3846	2408	2924	2778	2136	2679	2672	3517	3923	3703
81	1659	3476	2177	2643	2511	1930	2421	2414	3178	3545
82	1704	1483	3106	1945	2362	2244	1725	2164	2158	2840
83	1184	1504	1309	2742	1717	2085	1981	1523	1910	1905
84	977	1031	1309	1139	2387	1495	1815	1724	1325	1663
85	987	838	884	1123	977	2046	1281	1556	1478	1136
86	832	832	706	745	946	823	1725	1080	1311	1246
87	688	688	688	584	616	782	681	1426	893	1085
88	557	557	557	557	473	499	634	551	1155	723
89	441	441	441	441	441	374	395	501	436	914
90	340	340	340	340	340	340	288	304	386	336
91	254	254	254	254	254	254	254	216	228	289
92	184	184	184	184	184	184	184	184	156	165
93	129	129	129	129	129	129	129	129	129	109
94	87	87	87	87	87	87	87	87	87	87
95	56	56	56	56	56	56	56	56	56	56
96	34	34	34	34	34	34	34	34	34	34
97	20	20	20	20	20	20	20	20	20	20
98	11	11	11	11	11	11	11	11	11	11
99	5	5	5	5	5	5	5	5	5	5
Total	1527496	1536654	1544618	1551521	1557639	1562998	1567577	1571490	1574810	1577501



Population projections results

Albania population projections (2001-2021)

Higher mortality (HM)-Lower fertility (LF)-Out migration (Migr; young adults)

Population by sex and single of age at each 1st of January

Males											
M	2011	2012	2013	2014	2015	2016	2017	2018	2019	2020	2021
0	22948	22573	22250	21842	21353	20928	20426	19986	19479	19059	18601
1	22910	22616	22246	21929	21527	21044	20626	20131	19697	19198	18783
2	22951	22714	22422	22055	21740	21342	20863	20449	19958	19528	19033
3	22953	22761	22526	22236	21873	21560	21165	20691	20279	19793	19366
4	23053	22768	22578	22344	22057	21697	21387	20995	20524	20116	19634
5	23266	22873	22590	22402	22170	21885	21528	21220	20831	20364	19959
6	23491	23089	22699	22419	22232	22002	21719	21364	21059	20673	20209
7	23757	23314	22915	22528	22250	22064	21836	21555	21203	20900	20517
8	24295	23578	23139	22743	22359	22083	21898	21672	21394	21044	20743
9	24997	24114	23402	22966	22573	22192	21917	21735	21510	21233	20886
10	25880	24811	23935	23229	22796	22406	22027	21755	21574	21350	21076
11	25655	25794	24729	23855	23151	22720	22331	21954	21683	21502	21279
12	25185	25567	25706	24645	23774	23073	22643	22255	21880	21609	21429
13	26858	25097	25478	25616	24559	23691	22992	22564	22178	21803	21534
14	28539	26760	25006	25386	25523	24470	23605	22909	22482	22097	21724
15	30529	28436	26664	24915	25294	25431	24381	23520	22826	22401	22017
16	28680	30419	28333	26568	24825	25203	25339	24293	23435	22743	22320
17	28151	28571	30305	28227	26467	24732	25108	25244	24202	23347	22658
18	30235	28041	28460	30186	28116	26364	24635	25009	25145	24107	23255
19	32664	30113	27928	28345	30065	28003	26258	24536	24909	25044	24010
20	33074	32528	29988	27811	28227	29939	27886	26148	24434	24805	24939
21	31540	32536	31998	29500	27359	27768	29452	27433	25723	24036	24401
22	30746	31026	32006	31477	29019	26913	27315	28972	26986	25304	23645
23	30745	30245	30520	31484	30964	28546	26474	26870	28500	26546	24891
24	29048	30243	29752	30023	30971	30459	28081	26043	26432	28035	26113
25	29756	28571	29747	29263	29530	30462	29959	27620	25615	25998	27575
26	26865	29263	28098	29254	28778	29041	29957	29463	27162	25191	25567
27	24293	26419	28778	27632	28769	28301	28559	29461	28974	26712	24773
28	23990	23889	25980	28299	27172	28290	27830	28084	28970	28492	26267
29	21677	23588	23488	25544	27824	26716	27816	27363	27613	28484	28014
30	20154	21316	23195	23096	25118	27360	26271	27352	26907	27153	28010
31	19050	19972	21123	22985	22887	24891	27113	26033	27104	26664	26907
32	18817	18876	19789	20930	22775	22678	24663	26865	25795	26857	26420
33	18440	18644	18702	19607	20737	22565	22469	24436	26618	25558	26609
34	18264	18269	18471	18528	19425	20545	22356	22261	24210	26371	25321
35	18115	18094	18100	18299	18356	19245	20354	22148	22055	23985	26126
36	18396	17948	17927	17932	18130	18187	19067	20166	21943	21850	23763
37	17111	18225	17781	17761	17766	17962	18018	18890	19979	21740	21648
38	18770	16953	18057	17617	17596	17602	17796	17851	18715	19794	21539
39	18532	18596	16795	17888	17452	17432	17438	17630	17685	18541	19609
40	19012	18360	18422	16638	17722	17290	17270	17275	17466	17520	18368
41	19208	18901	18253	18315	16542	17619	17190	17169	17175	17364	17418
42	20210	19095	18790	18145	18208	16444	17515	17088	17068	17074	17262
43	19135	20088	18980	18676	18036	18098	16345	17409	16985	16965	16971
44	18007	19015	19963	18861	18560	17923	17984	16243	17300	16879	16859
45	19105	17892	18894	19835	18740	18441	17808	17869	16139	17190	16771
46	20532	18979	17774	18770	19705	18617	18320	17692	17752	16033	17077
47	20953	20392	18849	17653	18641	19570	18490	18195	17571	17631	15923
48	20273	20803	20246	18715	17527	18508	19430	18358	18064	17445	17505
49	21673	20121	20647	20094	18574	17395	18369	19285	18220	17929	17314

Albania population projections (2001-2021)

Higher mortality (HM)-Lower fertility (LF)-Out migration (Migr; young adults)

Population by sex and single of age at each 1st of January

Males											
M	2011	2012	2013	2014	2015	2016	2017	2018	2019	2020	2021
50	22512	21502	19962	20484	19936	18428	17258	18224	19132	18076	17788
51	20794	22414	21409	19876	20395	19849	18348	17183	18145	19049	17998
52	20312	20694	22306	21306	19780	20297	19754	18260	17100	18058	18958
53	18480	20203	20583	22187	21192	19674	20189	19648	18162	17009	17961
54	19087	18370	20083	20461	22056	21067	19558	20069	19532	18054	16908
55	19089	18961	18249	19951	20326	21910	20928	19429	19937	19403	17935
56	17291	18949	18822	18116	19805	20178	21750	20775	19287	19791	19261
57	16011	17150	18795	18669	17968	19644	20014	21573	20606	19130	19630
58	13884	15867	16996	18626	18501	17806	19467	19833	21379	20420	18958
59	14932	13746	15708	16825	18439	18316	17628	19272	19635	21165	20216
60	15373	14766	13593	15533	16639	18234	18112	17432	19058	19417	20930
61	14811	15183	14584	13425	15342	16433	18009	17889	17217	18823	19177
62	13170	14608	14975	14385	13241	15132	16208	17763	17644	16982	18565
63	12440	12970	14387	14748	14166	13040	14902	15962	17493	17376	16724
64	9899	12230	12751	14144	14499	13927	12820	14651	15693	17198	17083
65	10073	9714	12001	12513	13879	14228	13667	12581	14377	15399	16876
66	10680	9864	9512	11752	12253	13591	13933	13383	12319	14078	15080
67	11315	10434	9637	9293	11482	11971	13278	13612	13075	12036	13754
68	11796	11026	10168	9391	9056	11188	11665	12939	13264	12741	11728
69	9724	11462	10714	9880	9125	8799	10871	11335	12573	12888	12380
70	10433	9419	11102	10377	9569	8839	8523	10530	10979	12178	12484
71	9127	10069	9091	10716	10016	9236	8531	8226	10163	10596	11754
72	9131	8775	9681	8740	10302	9629	8880	8201	7909	9771	10187
73	8068	8740	8399	9266	8366	9861	9217	8500	7851	7570	9353
74	8070	7686	8326	8001	8827	7970	9394	8781	8097	7479	7211
75	7770	7646	7282	7889	7581	8364	7551	8901	8320	7672	7086
76	6487	7318	7202	6859	7430	7140	7878	7112	8383	7836	7226
77	5821	6070	6847	6738	6418	6952	6681	7371	6655	7844	7332
78	4743	5407	5637	6360	6258	5961	6457	6205	6846	6181	7285
79	3887	4369	4981	5193	5859	5765	5491	5949	5716	6307	5694
80	4783	3549	3989	4547	4741	5349	5263	5013	5431	5219	5758
81	3347	4323	3207	3605	4110	4285	4834	4757	4531	4908	4716
82	3169	2991	3863	2866	3222	3673	3829	4320	4251	4049	4386
83	2507	2797	2640	3410	2530	2844	3242	3380	3813	3752	3574
84	1658	2183	2435	2298	2969	2203	2476	2822	2943	3320	3267
85	1426	1422	1871	2087	1970	2545	1888	2122	2420	2523	2846
86	958	1202	1198	1577	1759	1661	2145	1592	1789	2039	2126
87	1030	792	994	991	1304	1455	1373	1774	1316	1479	1686
88	878	834	641	805	802	1056	1178	1112	1437	1066	1198
89	572	695	660	507	636	635	835	932	880	1136	843
90	704	441	535	509	391	491	489	644	718	678	876
91	252	527	330	401	381	293	367	366	482	538	508
92	210	182	382	239	291	276	212	266	265	349	390
93	115	147	128	267	167	203	193	148	186	186	244
94	73	77	98	86	179	112	136	130	100	125	125
95	56	47	50	63	55	115	72	88	83	64	80
96	34	34	29	30	39	34	70	44	54	51	39
97	20	20	20	17	18	22	19	41	25	31	29
98	11	11	11	11	9	10	12	11	22	14	17
99	5	5	5	5	5	5	5	6	5	11	7
Total	1579504	1580747	1581293	1581097	1580102	1578392	1575886	1572664	1568702	1564120	1558879



Population projections results

Albania population projections (2001-2021)

Higher mortality (HM)-Lower fertility (LF)-Out migration (Migr; young adults)

Population by sex and single of age at each 1st of January

		Both sexes								
MF	2001	2002	2003	2004	2005	2006	2007	2008	2009	2010
0	54157	52066	50227	48745	47837	47018	46224	45652	45271	44803
1	52799	53416	51354	49540	48078	47182	46375	45591	45028	44652
2	52152	52350	52962	50917	49119	47669	46781	45980	45204	44645
3	55652	51726	51922	52529	50501	48717	47279	46399	45605	44834
4	59189	55210	51315	51510	52112	50100	48330	46904	46030	45242
5	62523	58734	54786	50920	51114	51711	49715	47959	46543	45676
6	58827	62054	58294	54375	50539	50731	51324	49342	47599	46194
7	58028	58389	61592	57860	53970	50162	50352	50941	48974	47245
8	61510	57598	57956	61136	57431	53570	49790	49979	50563	48611
9	66164	61056	57173	57528	60684	57007	53174	49423	49610	50190
10	67442	65680	60610	56755	57107	60240	56590	52786	49061	49247
11	64829	67223	65467	60413	56571	56922	60045	56406	52614	48902
12	64207	64616	67002	65252	60214	56385	56735	59847	56221	52441
13	64995	63992	64399	66777	65033	60012	56196	56545	59647	56032
14	62657	64771	63772	64178	66548	64809	59806	56002	56350	59441
15	65790	62441	64548	63552	63957	66319	64586	59600	55810	56156
16	61127	65563	62226	64326	63333	63736	66090	64363	59394	55617
17	56942	60911	65331	62005	64098	63108	63510	65856	64135	59183
18	57200	56736	60689	65094	61780	63864	62879	63279	65616	63901
19	52046	56989	56526	60465	64853	61551	63627	62645	63044	65373
20	49878	51847	56771	56310	60234	64604	61315	63383	62405	62802
21	46749	49241	51183	56045	55589	59459	63770	60520	62561	61595
22	45935	46152	48614	50527	55328	54877	58694	62947	59737	61749
23	43800	45349	45563	47994	49880	54621	54175	57940	62135	58964
24	44174	43238	44771	44983	47383	49243	53924	53483	57197	61334
25	43630	43609	42682	44198	44408	46779	48611	53234	52798	56461
26	43495	43069	43048	42130	43631	43838	46179	47985	52549	52118
27	39793	42933	42515	42494	41585	43069	43274	45586	47366	51872
28	43867	39275	42376	41965	41945	41044	42513	42715	44998	46752
29	42141	43293	38760	41822	41418	41399	40507	41960	42160	44413
30	43667	41590	42730	38255	41279	40883	40863	39980	41417	41615
31	43297	43361	41297	42432	37987	40991	40599	40579	39701	41130
32	45788	42990	43055	41005	42133	37719	40702	40314	40295	39421
33	42767	45462	42683	42750	40713	41835	37451	40415	40030	40011
34	39912	42460	45136	42377	42444	40421	41537	37184	40127	39747
35	42520	39625	42155	44813	42073	42141	40131	41241	36918	39842
36	45072	42214	39340	41852	44493	41772	41841	39844	40948	36655
37	44925	44746	41910	39056	41551	44173	41472	41542	39558	40656
38	43835	44598	44422	41608	38774	41251	43856	41173	41244	39274
39	45833	43514	44271	44099	41306	38492	40952	43539	40875	40947
40	48514	45494	43194	43944	43775	41004	38210	40653	43222	40577
41	43296	48287	45280	42992	43738	43571	40814	38033	40464	43022
42	42814	43088	48057	45063	42787	43529	43364	40620	37852	40273
43	38567	42603	42875	47821	44841	42578	43316	43152	40423	37668
44	40239	38369	42385	42655	47578	44612	42361	43095	42934	40218
45	39931	40027	38167	42162	42430	47328	44377	42139	42869	42710
46	35953	39716	39812	37961	41935	42201	47075	44138	41914	42639
47	33077	35754	39496	39592	37751	41703	41967	46816	43895	41684
48	29062	32888	35549	39271	39367	37536	41466	41728	46552	43646
49	30924	28891	32694	35340	39040	39136	37315	41224	41483	46281

Albania population projections (2001-2021)

Higher mortality (HM)-Lower fertility (LF)-Out migration (Migr; young adults)

Population by sex and single of age at each 1st of January

Both sexes										
MF	2001	2002	2003	2004	2005	2006	2007	2008	2009	2010
50	32390	30729	28710	32488	35118	38796	38891	37082	40966	41223
51	30793	32278	30623	28611	32376	34997	38662	38758	36954	40825
52	28395	30678	32159	30509	28505	32256	34868	38520	38616	36818
53	26578	28283	30556	32032	30388	28392	32128	34730	38368	38464
54	21631	26464	28162	30425	31895	30258	28271	31990	34582	38205
55	21603	21532	26343	28034	30285	31750	30119	28143	31844	34425
56	22971	21494	21425	26211	27896	30133	31593	29969	28004	31686
57	25650	22841	21373	21306	26065	27742	29964	31418	29802	27849
58	27880	25490	22696	21238	21174	25903	27571	29777	31224	29617
59	23347	27688	25313	22536	21089	21028	25723	27381	29570	31009
60	26082	23167	27476	25117	22358	20924	20866	25524	27171	29340
61	22562	25859	22968	27240	24900	22162	20741	20686	25303	26938
62	22366	22344	25613	22748	26980	24659	21944	20539	20487	25059
63	20679	22120	22102	25341	22504	26691	24393	21704	20315	20268
64	21268	20427	21849	21836	25040	22235	26373	24100	21439	20069
65	21183	20978	20149	21551	21542	24708	21939	26022	23776	21147
66	17875	20860	20658	19843	21222	21218	24342	21612	25636	23420
67	17498	17567	20505	20308	19508	20861	20863	23940	21253	25211
68	15291	17166	17229	20115	19923	19139	20465	20473	23499	20859
69	13889	14969	16803	16860	19689	19502	18736	20032	20045	23015
70	18518	13568	14618	16407	16457	19224	19043	18296	19560	19579
71	11899	18042	13217	14236	15975	16018	18718	18542	17816	19045
72	13104	11540	17524	12837	13820	15507	15543	18168	17999	17296
73	11907	12673	11152	16963	12424	13370	15000	15028	17574	17411
74	9222	11476	12208	10734	16356	11978	12885	14453	14474	16932
75	10844	8855	11013	11708	10286	15704	11499	12363	13865	13879
76	6901	10384	8462	10517	11175	9808	15005	10985	11805	13236
77	7693	6561	9891	8043	9989	10607	9301	14260	10438	11211
78	7282	7260	6200	9365	7598	9430	10007	8765	13470	9859
79	5821	6820	6804	5819	8809	7130	8841	9375	8203	12638
80	11178	5413	6339	6329	5420	8225	6639	8226	8717	7617
81	3344	10342	4990	5840	5835	5006	7614	6130	7588	8034
82	4029	3046	9477	4556	5329	5329	4579	6982	5605	6932
83	2716	3639	2744	8592	4114	4809	4814	4143	6335	5071
84	2374	2421	3247	2442	7696	3670	4287	4295	3704	5678
85	2885	2088	2128	2857	2143	6800	3229	3770	3780	3266
86	2505	2505	1809	1842	2476	1852	5916	2798	3263	3275
87	2138	2138	2138	1539	1567	2108	1572	5058	2381	2776
88	1788	1788	1788	1788	1284	1306	1759	1308	4239	1987
89	1463	1463	1463	1463	1463	1048	1065	1436	1064	3474
90	1167	1167	1167	1167	1167	1167	833	846	1142	844
91	904	904	904	904	904	904	904	644	654	883
92	677	677	677	677	677	677	677	677	481	488
93	489	489	489	489	489	489	489	489	489	347
94	339	339	339	339	339	339	339	339	339	339
95	223	223	223	223	223	223	223	223	223	223
96	139	139	139	139	139	139	139	139	139	139
97	81	81	81	81	81	81	81	81	81	81
98	44	44	44	44	44	44	44	44	44	44
99	22	22	22	22	22	22	22	22	22	22
Total	3063318	3084244	3102949	3119700	3135029	3148990	3161560	3172949	3183294	3192513



Population projections results

Albania population projections (2001-2021)

Higher mortality (HM)-Lower fertility (LF)-Out migration (Migr; young adults)

Population by sex and single of age at each 1st of January

		Both sexes									
MF	2011	2012	2013	2014	2015	2016	2017	2018	2019	2020	2021
0	44228	43505	42883	42097	41153	40335	39368	38519	37542	36733	35850
1	44190	43623	42910	42296	41521	40590	39783	38830	37992	37029	36230
2	44272	43815	43252	42545	41937	41168	40245	39445	38500	37669	36714
3	44280	43911	43456	42898	42197	41594	40832	39916	39123	38185	37361
4	44478	43928	43562	43111	42557	41862	41264	40507	39599	38812	37881
5	44895	44136	43591	43227	42780	42230	41540	40946	40196	39295	38514
6	45334	44558	43806	43264	42903	42459	41914	41229	40640	39895	39001
7	45850	44996	44226	43479	42942	42583	42143	41602	40922	40337	39597
8	46894	45510	44663	43898	43157	42623	42268	41830	41293	40618	40038
9	48252	46548	45174	44333	43574	42838	42309	41955	41521	40988	40318
10	49823	47900	46208	44844	44009	43256	42525	41999	41649	41218	40689
11	49087	49661	47744	46058	44698	43866	43115	42387	41863	41514	41084
12	48741	48926	49498	47587	45906	44551	43721	42973	42247	41725	41377
13	52265	48578	48762	49332	47427	45752	44402	43575	42829	42106	41585
14	55840	52086	48411	48594	49162	47264	45595	44249	43425	42682	41961
15	59236	55647	51906	48244	48426	48993	47101	45438	44097	43275	42535
16	55962	59032	55456	51727	48077	48259	48824	46939	45281	43944	43126
17	55420	55764	58823	55259	51543	47907	48087	48650	46772	45120	43788
18	58968	55218	55561	58608	55058	51356	47732	47912	48473	46602	44956
19	63664	58749	55014	55354	58391	54853	51165	47555	47734	48293	46429
20	65122	63420	58523	54802	55142	58166	54643	50969	47372	47550	48107
21	61986	64277	62595	57763	54092	54425	57409	53933	50306	46755	46929
22	60797	61182	63444	61782	57012	53391	53719	56663	53234	49652	46147
23	60949	60009	60389	62623	60980	56272	52700	53021	55926	52543	49008
24	58202	60160	59232	59607	61813	60189	55543	52018	52334	55201	51863
25	60542	57448	59379	58463	58832	61011	59406	54820	51344	51654	54482
26	55731	59756	56699	58603	57700	58064	60215	58629	54104	50674	50979
27	51446	55009	58979	55960	57838	56946	57305	59429	57861	53395	50013
28	51201	50780	54294	58208	55227	57078	56199	56552	58649	57100	52693
29	46142	50534	50118	53582	57443	54498	56324	55456	55804	57875	56344
30	43840	45544	49880	49468	52885	56692	53784	55584	54728	55070	57115
31	41326	43536	45227	49533	49124	52515	56294	53405	55192	54342	54682
32	40842	41037	43232	44909	49186	48779	52145	55896	53026	54799	53955
33	39142	40554	40748	42928	44592	48839	48435	51776	55498	52647	54407
34	39728	38863	40267	40460	42625	44276	48493	48092	51407	55100	52269
35	39465	39447	38586	39982	40174	42324	43961	48150	47750	51040	54706
36	39559	39186	39168	38311	39699	39890	42025	43650	47809	47412	50677
37	36393	39277	38908	38890	38038	39418	39607	41727	43339	47469	47075
38	40365	36132	38996	38631	38613	37766	39138	39326	41431	43030	47131
39	38989	40075	35872	38716	38355	38337	37494	38858	39045	41135	42722
40	40649	38705	39785	35612	38436	38078	38061	37223	38578	38763	40839
41	40389	40462	38526	39601	35447	38259	37904	37886	37051	38401	38586
42	42819	40198	40271	38344	39415	35280	38080	37726	37709	36877	38222
43	40077	42611	40002	40076	38158	39225	35110	37896	37545	37528	36699
44	37477	39874	42396	39801	39875	37966	39028	34933	37706	37357	37340
45	40009	37282	39667	42176	39594	39669	37769	38827	34753	37512	37165
46	42482	39796	37083	39456	41953	39384	39459	37568	38622	34569	37314
47	42405	42250	39579	36881	39241	41725	39169	39245	37364	38413	34381
48	41449	42165	42012	39357	36674	39021	41492	38950	39026	37155	38200
49	43391	41208	41919	41769	39131	36462	38796	41254	38726	38803	36942

Albania population projections (2001-2021)

Higher mortality (HM)-Lower fertility (LF)-Out migration (Migr; young adults)

Population by sex and single of age at each 1st of January

Both sexes											
MF	2011	2012	2013	2014	2015	2016	2017	2018	2019	2020	2021
50	45993	43120	40952	41658	41511	38889	36237	38557	41000	38488	38566
51	41081	45836	42972	40812	41516	41370	38758	36115	38427	40862	38358
52	40676	40929	45669	42814	40664	41365	41220	38618	35984	38288	40715
53	36672	40516	40768	45491	42646	40505	41203	41060	38469	35845	38141
54	38301	36517	40344	40594	45301	42466	40336	41030	40889	38310	35696
55	38032	38128	36351	40162	40410	45098	42275	40156	40846	40708	38141
56	34254	37844	37941	36172	39965	40211	44879	42068	39962	40648	40512
57	31510	34065	37636	37733	35973	39746	39989	44636	41838	39745	40427
58	27677	31315	33855	37405	37502	35752	39503	39743	44366	41582	39505
59	29412	27487	31098	33622	37148	37246	35507	39234	39470	44066	41299
60	30770	29184	27276	30858	33364	36864	36962	35235	38935	39168	43734
61	29086	30506	28932	27042	30593	33077	36548	36648	34934	38603	38833
62	26680	28804	30214	28654	26783	30298	32761	36200	36299	34600	38237
63	24789	26396	28493	29891	28345	26497	29973	32410	35814	35914	34231
64	20025	24491	26081	28150	29534	28005	26180	29614	32024	35388	35488
65	19797	19757	24162	25734	27771	29140	27630	25832	29218	31597	34918
66	20826	19498	19462	23800	25351	27354	28706	27217	25448	28782	31127
67	23028	20473	19169	19138	23402	24931	26896	28230	26763	25026	28303
68	24744	22599	20086	18808	18783	22966	24470	26393	27706	26264	24562
69	20427	24233	22128	19662	18413	18393	22488	23964	25843	27133	25719
70	22486	19955	23674	21614	19200	17982	17968	21966	23412	25242	26507
71	19070	21909	19440	23065	21054	18696	17512	17504	21397	22809	24586
72	18486	18518	21282	18881	22402	20445	18149	17002	16999	20778	22154
73	16732	17881	17919	20602	18275	21684	19785	17556	16450	16453	20108
74	16776	16124	17228	17273	19868	17620	20909	19073	16918	15854	15862
75	16243	16094	15470	16528	16578	19077	16915	20075	18307	16231	15213
76	13243	15506	15365	14771	15778	15834	18230	16161	19181	17487	15497
77	12568	12567	14721	14589	14027	14980	15042	17327	15357	18228	16613
78	10582	11860	11852	13891	13768	13239	14136	14203	16369	14505	17218
79	9248	9920	11115	11101	13019	12905	12410	13248	13319	15360	13607
80	11767	8609	9229	10338	10318	12107	12002	11544	12321	12395	14303
81	7012	10863	7946	8512	9532	9507	11163	11067	10647	11361	11437
82	7334	6392	9932	7263	7775	8704	8675	10193	10107	9724	10374
83	6265	6622	5763	8983	6568	7025	7862	7830	9206	9130	8785
84	4531	5593	5906	5132	8026	5867	6270	7015	6981	8214	8147
85	5021	3994	4924	5195	4508	7073	5169	5520	6174	6138	7228
86	2835	4371	3466	4269	4499	3898	6137	4484	4784	5349	5314
87	2789	2419	3740	2956	3637	3829	3312	5233	3822	4074	4554
88	2314	2328	2023	3137	2471	3037	3194	2758	4374	3194	3402
89	1621	1887	1900	1654	2573	2020	2480	2606	2246	3575	2610
90	2775	1290	1500	1512	1319	2057	1610	1974	2072	1784	2849
91	651	2154	997	1158	1168	1021	1598	1246	1527	1601	1376
92	660	486	1617	745	866	874	766	1200	934	1143	1197
93	352	476	349	1170	537	623	630	553	869	674	824
94	240	243	329	241	811	371	430	435	382	602	466
95	223	158	160	216	158	535	244	283	286	252	398
96	139	139	98	99	135	98	334	152	176	178	157
97	81	81	81	57	58	79	57	195	89	103	104
98	44	44	44	44	31	31	43	31	106	48	56
99	22	22	22	22	22	16	16	21	16	53	24
Total	3200484	3207064	3212362	3216273	3218665	3219695	3219208	3217332	3213996	3209419	3203506



Population projections results

Albania population projections (2001-2021)

Higher mortality (HM)-Lower fertility (LF)-Out migration (Migr; young adults)

Population by sex and five years age at each 1st of January

Females										
F	2001	2002	2003	2004	2005	2006	2007	2008	2009	2010
0 - 4	132263	127450	123870	121626	119174	115898	113155	111006	109374	107948
5 - 9	149497	145164	141221	136887	132456	127154	122523	119082	116928	114572
10-14	158979	159586	156950	153188	149249	145349	141118	137295	133111	128818
15-19	149532	153161	154877	156472	156634	156403	156999	154406	150703	146828
20-24	120252	122782	128926	133378	139178	145288	148766	150425	151944	152091
25-29	110902	111390	109868	112168	112756	114618	117030	122886	127130	132658
30-34	111234	111805	111995	108025	107469	106601	107068	105599	107820	108378
35-39	111978	109169	108477	109238	108020	108360	108915	109101	105233	104691
40-44	105509	107789	110509	111228	112492	109381	106643	105965	106700	105508
45-49	82235	86868	91137	95878	99026	103410	105643	108305	109009	110247
50-54	67977	72107	73247	74962	77410	80741	85288	89491	94150	97245
55-59	58945	57723	56490	57845	61668	67085	71157	72278	73969	76386
60-64	54997	56112	59766	61393	60814	57645	56439	55259	56609	60358
65-69	41800	44270	46145	47758	50080	52758	53823	57332	58873	58279
70-74	33155	34571	35269	36618	38738	38609	40891	42603	44088	46208
75-79	22055	23092	24592	25997	26497	28533	29695	30276	31432	33148
80-84	14271	14959	15972	16511	17282	16606	17320	18435	19454	19676
85-89	7275	6627	6051	6041	5481	8589	8826	9253	9454	9674
90-94	2582	2582	2582	2582	2582	2582	2300	2076	2119	1915
95-99	384	384	384	384	384	384	384	384	384	384
Total	1535822	1547591	1558331	1568180	1577390	1585992	1593983	1601459	1608484	1615013

Females											
F	2011	2012	2013	2014	2015	2016	2017	2018	2019	2020	2021
0 - 4	106634	105349	104041	102541	100816	98979	97025	94967	92818	90734	88
5 - 9	111420	108781	106713	105143	103772	102509	101275	100017	98576	96919	95
10-14	123640	119120	115768	113683	111399	108329	105759	103746	102218	100882	99
15-19	142992	138830	135069	130952	126728	121635	117189	113891	111840	109592	106
20-24	151903	152470	149919	146281	142499	138819	134804	131139	127098	122976	118
25-29	138482	141797	143378	144825	144965	144786	145326	142895	139427	135822	132
30-34	110153	112458	118075	122152	127470	133063	136279	137804	139215	139356	135
35-39	103846	104301	102871	105033	105578	107307	109553	115025	118997	124177	125
40-44	105838	106391	106573	102797	102265	101435	101878	100479	102595	103124	104
45-49	107198	104513	103850	104573	103404	103729	104267	104446	100745	100224	99
50-54	101539	103734	106360	107056	108278	105280	102648	101995	102698	101546	101
55-59	79678	84167	88312	92907	95959	100199	102367	104955	105639	106841	103
60-64	65657	69623	70706	72359	74731	77974	82373	86410	90900	93878	98
65-69	55232	54058	52975	54314	57926	63007	66776	67787	69371	71660	74
70-74	48722	49698	52945	54334	53717	50892	49778	48863	50176	53541	58
75-79	33174	35137	36575	37841	39624	41853	42676	45476	46613	45971	43
80-84	21445	22236	22641	23501	24647	24857	26328	27357	28293	29575	31
85-89	9716	10054	10689	11244	11215	12506	12872	13069	13560	14088	14
90-94	3324	3273	3318	3324	3292	3572	3635	3855	4033	3928	45
95-99	384	327	291	313	278	573	515	494	483	463	5
Total	1620980	1626317	1631068	1635176	1638563	1641303	1643322	1644668	1645293	1645298	164

Albania population projections (2001-2021)

Higher mortality (HM)-Lower fertility (LF)-Out migration (Migr; young adults)

Population by sex and five years age at each 1st of January

Males										
M	2001	2002	2003	2004	2005	2006	2007	2008	2009	2010
0 - 4	141686	137318	133910	131614	128471	124788	121835	119521	117764	116229
5 - 9	157555	152667	148579	144932	141282	136027	131832	128562	126363	123345
10-14	165151	166696	164299	160186	156224	153019	148253	144291	140782	137246
15-19	143573	149479	154444	158970	161386	162176	163693	161337	157295	153402
20-24	110284	113046	117975	122481	129236	137516	143112	147849	152091	154354
25-29	102024	100789	99512	100442	100232	101511	104054	108593	112741	118958
30-34	104197	104058	102907	98793	97087	95246	94084	92873	93751	93545
35-39	110207	105528	103620	102190	100176	99470	99337	98238	94310	92682
40-44	107921	110052	111282	111247	110227	105913	101422	99588	98194	96250
45-49	86712	90407	94580	98447	101497	104495	106557	107740	107704	106712
50-54	71810	76325	76963	79102	80872	83957	87533	91588	95335	98289
55-59	62506	61323	60660	61480	64841	69471	73813	74410	76475	78200
60-64	57960	57806	60242	60888	60968	59027	57879	57293	58107	61315
65-69	43936	47270	49199	50919	51804	52671	52522	54747	55336	55372
70-74	31495	32727	33450	34557	36295	37489	40297	41884	43334	44054
75-79	16486	16788	17777	19456	21360	24145	24957	25473	26350	27674
80-84	9370	9902	10825	11248	11113	10433	10614	11342	12495	13656
85-89	3504	3355	3275	3449	3452	4525	4715	5115	5274	5104
90-94	994	994	994	994	994	994	942	920	986	986
95-99	125	125	125	125	125	125	125	125	125	125
Total	1527496	1536654	1544618	1551521	1557639	1562998	1567577	1571490	1574810	1577501

Males											
M	2011	2012	2013	2014	2015	2016	2017	2018	2019	2020	2021
0 - 4	114815	113432	112022	110407	108550	106571	104467	102251	99938	97694	95418
5 - 9	119806	116969	114746	113058	111583	110225	108898	107546	105996	104214	102315
10-14	132116	128030	124854	122731	119804	116360	113599	111437	109795	108361	107042
15-19	150259	145581	141689	138241	134768	129732	125721	122602	120516	117642	114260
20-24	155153	156578	154264	150295	146540	143625	139209	135466	132074	128726	123990
25-29	126581	131730	136090	139992	142074	142811	144122	141990	138335	134877	132197
30-34	94725	97076	101279	105146	110942	118039	122872	126948	130635	132602	133267
35-39	90925	89815	88659	89497	89301	90427	92672	96685	100377	105910	112685
40-44	95572	95459	94408	90637	89067	87374	86304	85185	85995	85802	86879
45-49	102536	98187	96411	95067	93188	92532	92418	91398	87746	86228	84590
50-54	101184	103184	104345	104314	103359	99315	95106	93384	92072	90247	89613
55-59	81207	84672	88570	92187	95040	97854	99787	100882	100843	99909	96000
60-64	65693	69758	70290	72235	73887	76767	80052	83697	87105	89795	92479
65-69	53589	52501	52032	52829	55795	59778	63414	63849	65608	67143	69818
70-74	44828	44689	46599	47100	47081	45535	44545	44238	44998	47594	50989
75-79	28708	30810	31950	33039	33546	34183	34058	35537	35920	35839	34623
80-84	15464	15842	16134	16727	17571	18353	19644	20293	20968	21248	21701
85-89	4864	4944	5364	5967	6473	7352	7420	7532	7841	8243	8700
90-94	1354	1375	1474	1502	1409	1375	1398	1554	1752	1876	2142
95-99	125	117	114	126	126	185	179	189	190	171	172
Total	1579504	1580747	1581293	1581097	1580102	1578392	1575886	1572664	1568702	1564120	1558879



Population projections results

Albania population projections (2001-2021)

Higher mortality (HM)-Lower fertility (LF)-Out migration (Migr; young adults)

Population by sex and five years age at each 1st of January

Both sexes										
MF	2001	2002	2003	2004	2005	2006	2007	2008	2009	2010
0 - 4	273949	264768	257780	253240	247646	240686	234989	230527	227138	224177
5 - 9	307052	297831	289800	281819	273737	263181	254356	247644	243291	237917
41913	324130	326283	321249	313374	305473	298368	289371	281586	273893	266064
15-19	293105	302640	309321	315442	318020	318578	320692	315743	307999	300230
20-24	230536	235828	246901	255859	268414	282804	291878	298274	304035	306445
25-29	212926	212179	209381	212610	212987	216129	221084	231480	239870	251617
30-34	215431	215863	214903	206818	204556	201848	201152	198472	201571	201924
35-39	222185	214697	212098	211428	208196	207830	208252	207339	199543	197373
40-44	213430	217841	221791	222475	222719	215294	208065	205553	204895	201757
45-49	168947	177275	185717	194325	200522	207904	212201	216045	216712	216959
50-54	139787	148432	150210	154064	158282	164698	172821	181080	189485	195534
55-59	121451	119045	117150	119326	126509	136555	144970	146688	150444	154586
60-64	112957	113918	120008	122281	121782	116671	114318	112553	114716	121673
65-69	85736	91540	95345	98677	101884	105429	106345	112079	114209	113651
70-74	64650	67298	68719	71176	75032	76098	81188	84487	87422	90262
75-79	38541	39879	42369	45452	47857	52678	54652	55749	57781	60823
80-84	23641	24861	26797	27759	28395	27039	27933	29777	31949	33333
85-89	10779	9982	9326	9490	8933	13113	13541	14368	14728	14778
90-94	3575	3575	3575	3575	3575	3575	3242	2995	3105	2901
95-99	510	510	510	510	510	510	510	510	510	510
Total	3063318	3084244	3102949	3119700	3135029	3148990	3161560	3172949	3183294	3192513

Both sexes											
MF	2011	2012	2013	2014	2015	2016	2017	2018	2019	2020	2021
0 - 4	221449	218781	216063	212948	209366	205550	201492	197218	192756	188427	184037
5 - 9	231226	225749	221459	218201	215356	212734	210173	207563	204572	201133	197468
41913	255757	247150	240622	236414	231203	224689	219358	215183	212013	209244	206696
15-19	293251	284411	276759	269192	261495	251367	242910	236493	232356	227234	220833
20-24	307056	309048	304184	296576	289039	282444	274013	266605	259172	251702	242054
25-29	265062	273527	279468	284817	287039	287597	289448	284886	277762	270698	264510
30-34	204877	209534	219354	227298	238412	251102	259151	264752	269849	271958	272427
35-39	194771	194117	191530	194531	194879	197734	202225	211710	219373	230087	242310
40-44	201410	201850	200981	193434	191332	188809	188182	185665	188589	188927	191686
45-49	209735	202700	200261	199639	196592	196260	196685	195844	188491	186452	184002
50-54	202723	206918	210705	211370	211637	204595	197754	195380	194770	191794	191476
55-59	160885	168839	176882	185094	190999	198054	202153	205837	206482	206750	199885
60-64	131350	139381	140996	144594	148618	154741	162425	170107	178005	183673	190523
65-69	108822	106559	105007	107143	113721	122785	130190	131636	134978	138803	144629
70-74	93550	94386	99544	101435	100798	96427	94323	93101	95175	101135	109217
75-79	61883	65946	68524	70881	73170	76035	76734	81014	82533	81810	78148
80-84	36909	38078	38775	40228	42218	43210	45972	47649	49262	50823	53046
85-89	14580	14999	16053	17212	17688	19857	20292	20600	21400	22331	23108
90-94	4678	4648	4792	4826	4701	4947	5033	5409	5784	5804	6712
95-99	510	444	405	439	404	759	693	682	673	634	739
Total	3200484	3207064	3212362	3216273	3218665	3219695	3219208	3217332	3213996	3209419	3203506

Higher mortality (HM)

Lower fertility (LF)

No migration (NoM)

Population by sex and single year of age at each 1st of January

Population by sex and five-year age group at each 1st of January



Population projections results

Albania population projections (2001-2021)

Higher mortality (HM)-Lower fertility (LF)-No migration (NoM)

Population by sex and single of age at each 1st of January

Females										
F	2001	2002	2003	2004	2005	2006	2007	2008	2009	2010
0	25979	25232	24520	23967	23683	23431	23179	23026	22960	22842
1	25178	25826	25084	24375	23826	23544	23293	23042	22891	22825
2	25178	25142	25789	25048	24341	23792	23510	23260	23009	22858
3	27024	25151	25115	25762	25021	24315	23766	23485	23235	22985
4	28904	27002	25130	25094	25740	25001	24294	23747	23466	23216
5	30262	28888	26986	25116	25080	25726	24986	24281	23733	23452
6	28642	30250	28876	26976	25106	25070	25716	24977	24271	23724
7	28512	28632	30239	28866	26966	25097	25061	25707	24968	24263
8	29923	28503	28623	30230	28857	26957	25089	25053	25698	24960
9	32158	29915	28495	28615	30221	28849	26950	25082	25046	25691
10	33121	32151	29908	28489	28609	30215	28843	26944	25077	25041
11	31669	33116	32146	29904	28484	28604	30210	28838	26940	25073
12	31458	31663	33110	32140	29898	28479	28599	30205	28833	26935
13	31821	31451	31657	33103	32134	29892	28473	28593	30198	28827
14	30910	31813	31444	31649	33095	32126	29885	28467	28586	30191
15	32846	30902	31805	31436	31641	33086	32118	29877	28459	28579
16	30992	32837	30893	31796	31427	31632	33077	32109	29869	28451
17	29337	30982	32826	30883	31786	31417	31622	33066	32098	29859
18	29586	29326	30971	32814	30872	31775	31406	31611	33055	32087
19	26771	29574	29315	30959	32802	30860	31762	31393	31598	33042
20	26080	26758	29560	29301	30944	32786	30845	31747	31378	31583
21	24419	26065	26743	29543	29284	30926	32767	30828	31729	31360
22	24037	24406	26051	26728	29527	29268	30909	32749	30811	31711
23	22494	24024	24393	26037	26714	29511	29252	30893	32732	30794
24	23222	22482	24011	24379	26023	26700	29495	29237	30876	32714
25	22998	23210	22470	23999	24367	26010	26686	29480	29221	30860
26	22698	22986	23198	22458	23986	24354	25996	26671	29464	29206
27	20591	22685	22973	23184	22445	23972	24340	25981	26656	29447
28	22960	20578	22670	22958	23169	22431	23956	24324	25964	26639
29	21655	22943	20562	22653	22941	23152	22414	23939	24306	25945
30	22807	21640	22927	20548	22638	22925	23136	22399	23922	24289
31	22290	22793	21626	22913	20535	22623	22910	23121	22385	23907
32	23757	22275	22777	21612	22898	20522	22608	22895	23106	22370
33	21975	23741	22260	22762	21597	22882	20507	22593	22879	23090
34	20405	21959	23724	22244	22746	21582	22865	20493	22577	22863
35	21884	20390	21944	23707	22228	22729	21566	22849	20478	22561
36	22954	21868	20375	21928	23689	22212	22713	21550	22832	20463
37	22409	22936	21851	20360	21911	23671	22195	22695	21534	22815
38	22096	22391	22918	21834	20343	21893	23652	22177	22677	21516
39	22635	22077	22372	22898	21815	20326	21875	23632	22158	22658
40	24453	22613	22056	22351	22877	21794	20307	21854	23609	22137
41	21104	24427	22589	22033	22327	22852	21771	20285	21830	23584
42	21160	21079	24398	22563	22007	22301	22825	21745	20261	21805
43	18880	21132	21052	24366	22533	21978	22272	22796	21717	20235
44	19912	18853	21102	21021	24331	22501	21946	22239	22763	21686
45	19598	19880	18822	21068	20987	24292	22464	21911	22203	22726
46	17521	19565	19846	18790	21032	20952	24251	22426	21874	22166
47	15987	17491	19532	19813	18758	20996	20916	24210	22388	21837
48	14214	15960	17462	19499	19779	18727	20961	20881	24169	22350
49	14915	14190	15933	17432	19465	19745	18695	20925	20845	24128

Albania population projections (2001-2021)
 Higher mortality (HM)-Lower fertility (LF)-No migration (NoM)
 Population by sex and single of age at each 1st of January

Females										
F	2001	2002	2003	2004	2005	2006	2007	2008	2009	2010
50	15855	14884	14160	15899	17395	19424	19704	18655	20881	20801
51	14733	15815	14846	14124	15859	17351	19375	19654	18608	20828
52	13986	14696	15775	14808	14088	15819	17307	19326	19604	18561
53	12832	13951	14659	15735	14771	14053	15779	17264	19277	19555
54	10571	12800	13915	14622	15695	14734	14017	15739	17220	19229
55	10209	10545	12768	13881	14586	15657	14698	13983	15701	17178
56	10725	10183	10518	12736	13846	14549	15617	14660	13948	15661
57	12478	10694	10154	10488	12699	13806	14507	15572	14618	13908
58	13915	12437	10659	10121	10454	12658	13761	14459	15521	14570
59	11618	13863	12391	10619	10083	10415	12610	13710	14405	15463
60	13235	11569	13804	12338	10574	10040	10370	12557	13651	14344
61	11061	13171	11513	13737	12278	10523	9991	10320	12496	13585
62	10562	11000	13098	11449	13661	12210	10465	9936	10263	12427
63	9948	10496	10931	13016	11377	13576	12134	10399	9874	10199
64	10191	9877	10421	10853	12923	11296	13479	12047	10325	9803
65	10137	10108	9796	10336	10764	12818	11204	13369	11949	10241
66	8287	10043	10014	9706	10240	10665	12699	11100	13245	11838
67	8514	8200	9937	9909	9603	10132	10552	12565	10983	13105
68	7612	8412	8101	9818	9790	9488	10010	10425	12414	10851
69	7250	7508	8297	7990	9683	9656	9358	9873	10283	12244
70	9851	7137	7391	8168	7866	9533	9505	9212	9720	10123
71	5423	9677	7011	7260	8023	7727	9364	9337	9049	9547
72	6508	5314	9482	6870	7114	7861	7571	9175	9149	8867
73	6247	6359	5192	9264	6712	6951	7681	7397	8965	8939
74	5126	6084	6193	5057	9023	6537	6770	7481	7205	8731
75	6952	4974	5904	6010	4907	8756	6343	6569	7259	6991
76	3979	6718	4807	5705	5807	4742	8461	6130	6348	7015
77	4136	3827	6461	4623	5487	5585	4560	8137	5895	6105
78	3805	3956	3660	6180	4422	5248	5342	4362	7783	5639
79	3183	3617	3761	3480	5875	4203	4989	5078	4146	7399
80	7332	3005	3414	3550	3285	5545	3968	4709	4794	3914
81	1685	6866	2814	3197	3324	3076	5193	3715	4410	4489
82	2325	1564	6371	2611	2967	3085	2854	4818	3448	4092
83	1532	2135	1436	5850	2397	2724	2833	2621	4425	3166
84	1397	1390	1938	1303	5309	2176	2472	2571	2378	4016
85	1898	1251	1245	1735	1167	4754	1948	2214	2302	2129
86	1673	1673	1103	1098	1530	1029	4191	1718	1952	2029
87	1450	1450	1450	955	951	1325	891	3631	1488	1691
88	1231	1231	1231	1231	811	808	1125	757	3084	1264
89	1022	1022	1022	1022	1022	674	670	934	628	2560
90	827	827	827	827	827	827	545	542	756	508
91	649	649	649	649	649	649	649	428	426	594
92	493	493	493	493	493	493	493	493	325	323
93	360	360	360	360	360	360	360	360	360	237
94	252	252	252	252	252	252	252	252	252	252
95	168	168	168	168	168	168	168	168	168	168
96	105	105	105	105	105	105	105	105	105	105
97	62	62	62	62	62	62	62	62	62	62
98	34	34	34	34	34	34	34	34	34	34
99	17	17	17	17	17	17	17	17	17	17
Total	1535822	1554219	1571737	1588521	1604820	1620649	1635990	1650928	1665533	1679740



Population projections results

Albania population projections (2001-2021)

Higher mortality (HM)-Lower fertility (LF)-No migration (NoM)

Population by sex and single of age at each 1st of January

Females											
F	2011	2012	2013	2014	2015	2016	2017	2018	2019	2020	2021
0	22662	22401	22189	21889	21505	21184	20784	20446	20039	19720	19360
1	22707	22529	22269	22058	21760	21378	21059	20662	20326	19921	19604
2	22793	22675	22497	22238	22027	21729	21348	21029	20632	20297	19893
3	22834	22768	22651	22473	22214	22003	21706	21325	21007	20610	20275
4	22966	22815	22749	22632	22454	22195	21985	21688	21307	20989	20593
5	23203	22953	22802	22736	22619	22441	22183	21972	21675	21295	20977
6	23443	23194	22944	22793	22727	22610	22432	22174	21964	21667	21287
7	23715	23435	23185	22936	22785	22719	22602	22424	22166	21956	21659
8	24255	23708	23427	23178	22928	22777	22712	22595	22417	22159	21949
9	24953	24248	23701	23421	23171	22922	22771	22706	22589	22411	22153
10	25686	24948	24243	23696	23416	23167	22917	22766	22701	22584	22406
11	25037	25682	24944	24239	23692	23412	23163	22913	22763	22697	22580
12	25068	25033	25677	24939	24235	23688	23408	23159	22909	22758	22693
13	26929	25063	25027	25672	24934	24230	23683	23403	23154	22904	22754
14	28820	26923	25057	25021	25666	24928	24224	23678	23397	23148	22899
15	30183	28813	26916	25051	25015	25659	24921	24218	23671	23391	23142
16	28571	30175	28804	26908	25043	25008	25652	24914	24211	23665	23385
17	28442	28562	30165	28795	26900	25035	25000	25643	24906	24203	23657
18	29848	28432	28551	30154	28785	26890	25027	24991	25634	24897	24194
19	32074	29837	28421	28540	30143	28774	26880	25017	24981	25624	24888
20	33025	32059	29822	28407	28526	30128	28759	26866	25004	24969	25612
21	31565	33007	32040	29805	28391	28510	30111	28743	26851	24990	24955
22	31343	31548	32989	32023	29789	28375	28494	30094	28728	26837	24977
23	31694	31326	31531	32971	32006	29773	28360	28479	30078	28712	26822
24	30778	31677	31309	31514	32953	31989	29757	28345	28464	30062	28697
25	32697	30762	31661	31293	31497	32936	31972	29741	28330	28449	30046
26	30844	32680	30745	31644	31277	31481	32919	31955	29726	28315	28434
27	29189	30826	32661	30728	31626	31258	31462	32900	31937	29708	28299
28	29428	29170	30806	32639	30708	31605	31238	31442	32878	31916	29689
29	26619	29407	29149	30783	32615	30685	31582	31215	31419	32854	31892
30	25927	26601	29386	29129	30762	32593	30664	31560	31194	31397	32831
31	24274	25910	26584	29368	29110	30742	32572	30644	31540	31174	31377
32	23891	24258	25893	26566	29348	29091	30722	32551	30624	31519	31153
33	22354	23875	24241	25875	26548	29328	29071	30701	32528	30603	31497
34	23074	22338	23858	24224	25857	26529	29307	29050	30679	32505	30581
35	22847	23057	22322	23841	24206	25838	26510	29286	29029	30657	32482
36	22544	22830	23040	22306	23823	24189	25819	26491	29265	29008	30635
37	20447	22527	22812	23022	22289	23805	24170	25799	26470	29242	28985
38	22796	20431	22509	22794	23004	22271	23786	24151	25779	26449	29219
39	21498	22777	20414	22490	22775	22985	22252	23766	24130	25757	26426
40	22636	21478	22755	20394	22468	22753	22963	22231	23743	24107	25732
41	22113	22612	21455	22731	20372	22444	22729	22938	22207	23718	24081
42	23557	22087	22585	21430	22704	20349	22418	22702	22911	22181	23690
43	21776	23526	22059	22556	21402	22675	20322	22389	22672	22881	22152
44	20205	21745	23492	22027	22523	21371	22642	20292	22356	22639	22848
45	21651	20173	21710	23454	21991	22487	21336	22605	20260	22320	22603
46	22687	21614	20139	21673	23414	21954	22449	21300	22567	20225	22282
47	22128	22649	21577	20105	21636	23374	21916	22411	21264	22529	20191
48	21800	22091	22610	21541	20070	21599	23335	21879	22373	21228	22491
49	22312	21763	22053	22572	21504	20036	21563	23295	21842	22335	21192

Albania population projections (2001-2021)

Higher mortality (HM)-Lower fertility (LF)-No migration (NoM)

Population by sex and single of age at each 1st of January

Females											
F	2011	2012	2013	2014	2015	2016	2017	2018	2019	2020	2021
50	24077	22265	21717	22007	22524	21459	19994	21517	23246	21796	22288
51	20749	24016	22209	21662	21951	22468	21404	19944	21463	23187	21741
52	20776	20696	23955	22153	21607	21896	22411	21350	19893	21409	23129
53	18514	20723	20644	23895	22097	21552	21840	22354	21296	19843	21355
54	19505	18468	20671	20592	23834	22041	21498	21785	22298	21243	19793
55	19182	19458	18422	20620	20542	23776	21987	21445	21732	22243	21191
56	17134	19133	19408	18376	20568	20490	23716	21932	21391	21677	22187
57	15616	17085	19078	19352	18323	20509	20431	23647	21868	21330	21614
58	13862	15565	17029	19016	19289	18263	20441	20364	23570	21797	21260
59	14516	13810	15506	16966	18945	19217	18195	20365	20288	23482	21715
60	15398	14454	13751	15440	16893	18864	19135	18117	20279	20201	23382
61	14275	15323	14384	13685	15366	16812	18773	19043	18029	20180	20103
62	13510	14196	15238	14305	13609	15281	16719	18669	18938	17930	20069
63	12349	13425	14107	15143	14215	13524	15185	16614	18552	18819	17817
64	10126	12261	13329	14006	15034	14113	13427	15076	16495	18419	18684
65	9723	10043	12161	13221	13892	14912	13998	13318	14954	16361	18269
66	10146	9633	9950	12048	13098	13763	14774	13869	13194	14815	16209
67	11713	10039	9531	9845	11921	12960	13618	14618	13722	13055	14659
68	12948	11572	9918	9417	9727	11778	12804	13454	14442	13557	12898
69	10702	12771	11414	9782	9288	9594	11617	12629	13270	14245	13372
70	12054	10536	12572	11237	9630	9144	9445	11436	12433	13064	14023
71	9943	11840	10349	12349	11038	9460	8982	9277	11233	12213	12832
72	9355	9743	11602	10141	12100	10815	9269	8801	9091	11007	11967
73	8664	9141	9520	11336	9908	11823	10567	9057	8599	8882	10755
74	8706	8438	8903	9272	11040	9650	11515	10292	8821	8375	8651
75	8473	8448	8188	8639	8997	10713	9364	11174	9987	8559	8127
76	6756	8187	8164	7912	8348	8694	10352	9049	10797	9651	8271
77	6746	6497	7874	7851	7609	8028	8361	9956	8702	10384	9281
78	5839	6453	6215	7531	7510	7278	7679	7998	9523	8324	9933
79	5360	5551	6134	5908	7160	7139	6919	7300	7603	9053	7913
80	6984	5060	5240	5791	5577	6758	6739	6531	6891	7177	8546
81	3665	6540	4738	4907	5422	5222	6329	6311	6116	6453	6720
82	4165	3401	6068	4397	4553	5031	4846	5872	5856	5675	5988
83	3758	3825	3123	5573	4038	4181	4620	4450	5393	5377	5211
84	2873	3410	3471	2834	5057	3664	3794	4193	4038	4894	4880
85	3595	2572	3053	3108	2538	4528	3281	3397	3754	3616	4382
86	1878	3170	2268	2692	2740	2237	3992	2892	2995	3310	3188
87	1758	1627	2746	1965	2332	2374	1938	3459	2506	2595	2868
88	1436	1493	1382	2332	1669	1981	2016	1646	2938	2128	2204
89	1049	1192	1240	1147	1936	1385	1644	1674	1367	2439	1767
90	2071	849	964	1003	928	1566	1121	1330	1354	1106	1973
91	399	1627	667	758	788	729	1230	880	1045	1064	868
92	451	303	1235	506	575	598	553	934	668	793	808
93	236	329	222	903	370	420	437	404	683	488	580
94	166	165	230	155	631	259	294	306	283	477	342
95	168	110	110	153	103	420	172	195	203	188	317
96	105	105	69	69	96	65	263	108	123	127	118
97	62	62	62	41	40	56	38	154	63	72	75
98	34	34	34	34	22	22	31	21	84	34	39
99	17	17	17	17	17	11	11	15	10	42	17
Total	1693476	1706652	1719310	1731358	1742709	1753425	1763426	1772768	1781376	1789339	1796597



Population projections results

Albania population projections (2001-2021)

Higher mortality (HM)-Lower fertility (LF)-No migration (NoM)

Population by sex and single of age at each 1st of January

M	Males									
	2001	2002	2003	2004	2005	2006	2007	2008	2009	2010
0	28178	27210	26442	25845	25539	25268	24995	24831	24760	24632
1	27621	27966	27006	26243	25651	25348	25078	24808	24645	24574
2	26974	27577	27922	26963	26201	25610	25307	25038	24768	24605
3	28628	26939	27542	27886	26928	26168	25577	25275	25006	24736
4	30285	28598	26911	27512	27856	26900	26140	25550	25248	24979
5	32261	30261	28575	26889	27490	27834	26878	26119	25530	25228
6	30185	32242	30243	28558	26873	27474	27817	26862	26103	25515
7	29516	30168	32224	30226	28542	26858	27459	27802	26847	26089
8	31587	29501	30153	32208	30211	28527	26845	27445	27788	26834
9	34006	31572	29487	30138	32192	30196	28514	26832	27431	27774
10	34321	33992	31559	29475	30126	32179	30184	28502	26821	27420
11	33160	34310	33981	31548	29465	30116	32168	30174	28492	26812
12	32749	33147	34296	33967	31536	29453	30104	32155	30162	28481
13	33174	32733	33131	34279	33951	31520	29439	30089	32140	30147
14	31747	33153	32712	33110	34257	33929	31500	29420	30070	32119
15	32944	31727	33132	32692	33089	34236	33908	31481	29402	30052
16	30135	32924	31708	33112	32672	33069	34215	33888	31462	29384
17	27605	30112	32899	31684	33087	32647	33043	34189	33861	31437
18	27614	27580	30084	32869	31655	33056	32617	33013	34158	33830
19	25275	27586	27552	30054	32835	31622	33023	32584	32980	34123
20	23798	25245	27553	27519	30018	32796	31585	32984	32545	32941
21	22330	23767	25213	27518	27484	29979	32754	31544	32941	32503
22	21898	22301	23736	25180	27482	27448	29940	32711	31503	32898
23	21306	21869	22271	23705	25146	27445	27411	29900	32668	31461
24	20952	21278	21840	22242	23673	25113	27409	27375	29861	32625
25	20632	20922	21247	21809	22210	23639	25077	27369	27336	29818
26	20797	20599	20888	21213	21774	22174	23602	25037	27326	27292
27	19202	20764	20566	20855	21180	21739	22139	23564	24997	27282
28	20907	19170	20729	20532	20820	21144	21703	22102	23524	24955
29	20486	20869	19135	20692	20495	20783	21106	21664	22062	23482
30	20860	20451	20834	19103	20657	20460	20747	21070	21627	22025
31	21007	20827	20419	20801	19073	20624	20428	20715	21037	21593
32	22031	20972	20793	20386	20767	19042	20590	20395	20681	21003
33	20792	21993	20936	20757	20351	20731	19009	20555	20359	20645
34	19507	20755	21954	20899	20720	20314	20694	18975	20518	20323
35	20636	19472	20718	21914	20861	20683	20278	20657	18941	20481
36	22118	20599	19438	20681	21876	20824	20646	20242	20621	18907
37	22516	22079	20563	19403	20644	21837	20788	20610	20206	20584
38	21739	22476	22039	20526	19369	20608	21798	20750	20573	20170
39	23198	21699	22435	21999	20489	19333	20570	21758	20713	20536
40	24061	23156	21660	22394	21959	20451	19298	20532	21718	20675
41	22192	24017	23114	21620	22353	21919	20414	19263	20495	21679
42	21654	22150	23972	23070	21579	22311	21877	20375	19226	20456
43	19687	21610	22105	23923	23023	21535	22265	21833	20334	19187
44	20327	19643	21561	22055	23869	22971	21486	22215	21783	20288
45	20333	20278	19595	21509	22001	23811	22915	21435	22161	21731
46	18432	20281	20226	19545	21454	21945	23750	22856	21380	22104
47	17090	18379	20223	20168	19489	21393	21882	23682	22791	21319
48	14848	17036	18321	20159	20104	19427	21325	21813	23607	22719
49	16009	14796	16976	18257	20088	20034	19359	21250	21736	23524

Albania population projections (2001-2021)

Higher mortality (HM)-Lower fertility (LF)-No migration (NoM)

Population by sex and single of age at each 1st of January

Males										
M	2001	2002	2003	2004	2005	2006	2007	2008	2009	2010
50	16535	15947	14738	16910	18186	20010	19956	19284	21167	21652
51	16060	16463	15877	14674	16836	18107	19923	19869	19200	21075
52	14409	15983	16384	15801	14604	16755	18020	19827	19773	19108
53	13746	14332	15897	16297	15717	14526	16666	17923	19721	19668
54	11060	13664	14247	15803	16200	15623	14439	16567	17817	19604
55	11394	10987	13574	14153	15699	16093	15520	14344	16458	17700
56	12246	11311	10907	13475	14050	15584	15975	15407	14239	16337
57	13172	12147	11219	10818	13366	13935	15457	15846	15282	14124
58	13965	13053	12037	11118	10721	13245	13810	15318	15703	15144
59	11729	13825	12923	11917	11006	10613	13113	13672	15165	15546
60	12847	11599	13672	12779	11784	10884	10495	12967	13520	14996
61	11501	12689	11456	13503	12621	11639	10750	10366	12807	13353
62	11804	11344	12515	11299	13318	12449	11479	10603	10224	12632
63	10731	11625	11171	12325	11127	13116	12259	11305	10442	10069
64	11077	10550	11429	10983	12117	10940	12895	12053	11114	10266
65	11046	10870	10353	11215	10777	11890	10735	12653	11827	10907
66	9588	10817	10644	10138	10982	10554	11643	10512	12391	11582
67	8984	9367	10568	10399	9904	10729	10311	11375	10270	12106
68	7679	8755	9128	10298	10133	9651	10455	10047	11085	10008
69	6639	7461	8507	8869	10006	9846	9378	10159	9763	10771
70	8667	6430	7227	8239	8591	9692	9537	9083	9840	9456
71	6476	8365	6207	6975	7952	8292	9354	9205	8767	9497
72	6596	6226	8042	5967	6706	7645	7972	8993	8850	8429
73	5660	6314	5960	7698	5712	6419	7318	7631	8609	8471
74	4096	5392	6015	5677	7333	5441	6115	6972	7269	8201
75	3892	3881	5109	5699	5379	6948	5155	5794	6606	6887
76	2922	3666	3655	4812	5368	5067	6545	4856	5457	6222
77	3557	2734	3430	3420	4502	5022	4740	6123	4543	5106
78	3477	3304	2539	3186	3177	4182	4665	4403	5687	4220
79	2638	3203	3044	2339	2935	2926	3852	4297	4056	5239
80	3846	2408	2924	2778	2136	2679	2672	3517	3923	3703
81	1659	3476	2177	2643	2511	1930	2421	2414	3178	3545
82	1704	1483	3106	1945	2362	2244	1725	2164	2158	2840
83	1184	1504	1309	2742	1717	2085	1981	1523	1910	1905
84	977	1031	1309	1139	2387	1495	1815	1724	1325	1663
85	987	838	884	1123	977	2046	1281	1556	1478	1136
86	832	832	706	745	946	823	1725	1080	1311	1246
87	688	688	688	584	616	782	681	1426	893	1085
88	557	557	557	557	473	499	634	551	1155	723
89	441	441	441	441	441	374	395	501	436	914
90	340	340	340	340	340	340	288	304	386	336
91	254	254	254	254	254	254	254	216	228	289
92	184	184	184	184	184	184	184	184	156	165
93	129	129	129	129	129	129	129	129	129	109
94	87	87	87	87	87	87	87	87	87	87
95	56	56	56	56	56	56	56	56	56	56
96	34	34	34	34	34	34	34	34	34	34
97	20	20	20	20	20	20	20	20	20	20
98	11	11	11	11	11	11	11	11	11	11
99	5	5	5	5	5	5	5	5	5	5
Total	1527496	1545428	1562307	1578290	1593656	1608425	1622589	1636243	1649475	1662221



Population projections results

Albania population projections (2001-2021)

Higher mortality (HM)-Lower fertility (LF)-No migration (NoM)

Population by sex and single of age at each 1st of January

Males											
M	2011	2012	2013	2014	2015	2016	2017	2018	2019	2020	2021
0	24438	24157	23928	23605	23190	22844	22413	22049	21610	21266	20878
1	24447	24255	23976	23748	23427	23016	22673	22245	21883	21448	21106
2	24535	24408	24216	23937	23710	23390	22979	22637	22210	21848	21413
3	24574	24503	24377	24185	23907	23680	23360	22950	22608	22181	21820
4	24710	24548	24477	24351	24159	23881	23655	23335	22925	22584	22157
5	24959	24690	24528	24458	24332	24140	23862	23636	23316	22907	22566
6	25213	24944	24676	24513	24443	24317	24126	23848	23622	23302	22893
7	25500	25199	24931	24662	24500	24429	24304	24112	23835	23609	23290
8	26076	25488	25186	24918	24650	24487	24417	24291	24100	23823	23597
9	26820	26063	25475	25174	24906	24637	24475	24405	24280	24088	23811
10	27763	26810	26052	25465	25163	24896	24627	24465	24395	24270	24079
11	27411	27754	26801	26044	25456	25155	24887	24619	24457	24387	24262
12	26801	27400	27743	26790	26033	25446	25145	24877	24609	24448	24378
13	28467	26788	27387	27729	26777	26021	25434	25133	24865	24597	24436
14	30128	28449	26771	27369	27712	26760	26004	25418	25117	24850	24582
15	32099	30109	28431	26754	27352	27694	26743	25988	25402	25101	24834
16	30033	32080	30091	28414	26738	27336	27678	26727	25972	25386	25086
17	29361	30010	32055	30068	28392	26717	27315	27656	26706	25952	25367
18	31409	29334	29983	32026	30040	28366	26693	27290	27631	26682	25928
19	33796	31377	29305	29952	31993	30009	28337	26666	27262	27603	26655
20	34083	33756	31340	29270	29917	31955	29974	28304	26634	27230	27570
21	32898	34039	33713	31299	29232	29878	31914	29935	28267	26600	27195
22	32461	32855	33994	33668	31258	29194	29839	31872	29896	28230	26565
23	32854	32418	32811	33949	33624	31217	29155	29800	31830	29856	28193
24	31420	32811	32375	32768	33904	33579	31175	29117	29760	31788	29817
25	32578	31374	32764	32328	32721	33855	33531	31130	29075	29717	31742
26	29770	32526	31324	32712	32277	32669	33801	33477	31081	29028	29670
27	27248	29723	32474	31274	32659	32225	32617	33747	33424	31031	28982
28	27237	27203	29673	32419	31222	32605	32171	32562	33691	33368	30979
29	24910	27188	27154	29620	32361	31166	32546	32113	32503	33630	33308
30	23442	24868	27141	27108	29569	32306	31113	32491	32059	32448	33573
31	21990	23406	24829	27099	27066	29523	32256	31064	32440	32009	32398
32	21558	21954	23367	24788	27054	27021	29475	32203	31013	32387	31956
33	20966	21520	21916	23327	24745	27008	26974	29424	32147	30960	32331
34	20608	20929	21482	21877	23285	24701	26960	26926	29371	32090	30904
35	20287	20572	20892	21444	21838	23244	24657	26911	26878	29319	32032
36	20445	20251	20535	20855	21406	21799	23202	24613	26864	26830	29267
37	18874	20409	20215	20499	20818	21368	21761	23161	24570	26816	26783
38	20547	18840	20373	20179	20462	20780	21329	21722	23120	24526	26768
39	20133	20510	18806	20335	20142	20425	20742	21290	21682	23078	24481
40	20498	20096	20472	18771	20298	20105	20388	20705	21252	21643	23036
41	20637	20461	20060	20435	18737	20261	20069	20350	20667	21213	21603
42	21638	20598	20422	20022	20396	18702	20223	20031	20312	20628	21173
43	20414	21593	20556	20380	19981	20355	18664	20182	19990	20270	20586
44	19144	20368	21545	20509	20334	19936	20309	18621	20136	19944	20224
45	20239	19097	20319	21493	20460	20285	19888	20260	18576	20087	19896
46	21675	20187	19048	20267	21438	20407	20233	19837	20208	18529	20036
47	22041	21613	20129	18994	20209	21376	20349	20175	19780	20150	18476
48	21251	21972	21545	20066	18934	20145	21309	20285	20112	19718	20086
49	22639	21177	21894	21469	19995	18867	20074	21234	20214	20041	19648

Albania population projections (2001-2021)
 Higher mortality (HM)-Lower fertility (LF)-No migration (NoM)
 Population by sex and single of age at each 1st of January

Males											
M	2011	2012	2013	2014	2015	2016	2017	2018	2019	2020	2021
50	23432	22551	21094	21809	21385	19917	18794	19996	21151	20135	19963
51	21558	23331	22453	21002	21714	21293	19831	18712	19909	21059	20047
52	20974	21454	23219	22345	20901	21610	21190	19735	18622	19814	20958
53	19006	20862	21339	23095	22226	20790	21494	21077	19630	18523	19708
54	19551	18893	20738	21213	22957	22094	20666	21367	20952	19513	18413
55	19475	19422	18768	20601	21073	22806	21948	20530	21226	20814	19385
56	17570	19332	19280	18631	20451	20919	22639	21788	20380	21071	20662
57	16205	17427	19175	19124	18480	20284	20749	22456	21611	20214	20900
58	13996	16059	17270	19003	18951	18313	20102	20562	22253	21416	20032
59	14992	13856	15898	17097	18812	18761	18130	19900	20356	22030	21201
60	15373	14826	13702	15721	16907	18603	18553	17928	19679	20130	21786
61	14811	15183	14643	13533	15527	16699	18374	18324	17707	19436	19882
62	13170	14608	14975	14442	13348	15315	16470	18122	18073	17465	19170
63	12440	12970	14387	14748	14223	13145	15082	16220	17847	17799	17199
64	9899	12230	12751	14144	14499	13983	12924	14828	15947	17546	17499
65	10073	9714	12001	12513	13879	14228	13722	12682	14550	15648	17218
66	10680	9864	9512	11752	12253	13591	13933	13437	12419	14248	15324
67	11315	10434	9637	9293	11482	11971	13278	13612	13127	12133	13920
68	11796	11026	10168	9391	9056	11188	11665	12939	13264	12792	11823
69	9724	11462	10714	9880	9125	8799	10871	11335	12573	12888	12430
70	10433	9419	11102	10377	9569	8839	8523	10530	10979	12178	12484
71	9127	10069	9091	10716	10016	9236	8531	8226	10163	10596	11754
72	9131	8775	9681	8740	10302	9629	8880	8201	7909	9771	10187
73	8068	8740	8399	9266	8366	9861	9217	8500	7851	7570	9353
74	8070	7686	8326	8001	8827	7970	9394	8781	8097	7479	7211
75	7770	7646	7282	7889	7581	8364	7551	8901	8320	7672	7086
76	6487	7318	7202	6859	7430	7140	7878	7112	8383	7836	7226
77	5821	6070	6847	6738	6418	6952	6681	7371	6655	7844	7332
78	4743	5407	5637	6360	6258	5961	6457	6205	6846	6181	7285
79	3887	4369	4981	5193	5859	5765	5491	5949	5716	6307	5694
80	4783	3549	3989	4547	4741	5349	5263	5013	5431	5219	5758
81	3347	4323	3207	3605	4110	4285	4834	4757	4531	4908	4716
82	3169	2991	3863	2866	3222	3673	3829	4320	4251	4049	4386
83	2507	2797	2640	3410	2530	2844	3242	3380	3813	3752	3574
84	1658	2183	2435	2298	2969	2203	2476	2822	2943	3320	3267
85	1426	1422	1871	2087	1970	2545	1888	2122	2420	2523	2846
86	958	1202	1198	1577	1759	1661	2145	1592	1789	2039	2126
87	1030	792	994	991	1304	1455	1373	1774	1316	1479	1686
88	878	834	641	805	802	1056	1178	1112	1437	1066	1198
89	572	695	660	507	636	635	835	932	880	1136	843
90	704	441	535	509	391	491	489	644	718	678	876
91	252	527	330	401	381	293	367	366	482	538	508
92	210	182	382	239	291	276	212	266	265	349	390
93	115	147	128	267	167	203	193	148	186	186	244
94	73	77	98	86	179	112	136	130	100	125	125
95	56	47	50	63	55	115	72	88	83	64	80
96	34	34	29	30	39	34	70	44	54	51	39
97	20	20	20	17	18	22	19	41	25	31	29
98	11	11	11	11	9	10	12	11	22	14	17
99	5	5	5	5	5	5	5	6	5	11	7
Total	1674413	1685960	1696915	1707185	1716680	1725474	1733485	1740784	1747302	1753141	1758260



Population projections results

Albania population projections (2001-2021)

Higher mortality (HM)-Lower fertility (LF)-No migration (NoM)

Population by sex and single of age at each 1st of January

		Both sexes								
MF	2001	2002	2003	2004	2005	2006	2007	2008	2009	2010
0	54157	52442	50961	49812	49223	48699	48174	47857	47720	47474
1	52799	53793	52090	50619	49477	48891	48371	47850	47535	47399
2	52152	52719	53711	52011	50542	49402	48817	48298	47778	47463
3	55652	52090	52657	53648	51949	50482	49344	48760	48241	47721
4	59189	55599	52041	52607	53597	51900	50434	49297	48713	48195
5	62523	59148	55561	52005	52570	53560	51864	50399	49263	48680
6	58827	62492	59119	55533	51979	52544	53533	51838	50374	49238
7	58028	58800	62463	59092	55508	51955	52520	53509	51815	50351
8	61510	58004	58776	62438	59068	55485	51934	52498	53486	51793
9	66164	61486	57982	58753	62413	59045	55463	51914	52478	53466
10	67442	66143	61467	57964	58735	62394	59026	55446	51898	52461
11	64829	67425	66127	61452	57949	58720	62378	59012	55432	51885
12	64207	64810	67406	66108	61434	57932	58703	62360	58995	55416
13	64995	64184	64787	67382	66084	61412	57912	58682	62338	58974
14	62657	64966	64156	64759	67352	66055	61385	57887	58657	62311
15	65790	62629	64937	64128	64730	67322	66026	61358	57861	58630
16	61127	65761	62601	64908	64099	64701	67292	65996	61330	57835
17	56942	61094	65725	62567	64873	64064	64665	67255	65960	61296
18	57200	56906	61055	65683	62527	64831	64023	64624	67212	65917
19	52046	57160	56867	61012	65637	62482	64785	63977	64578	67164
20	49878	52003	57113	56820	60962	65582	62430	64730	63923	64523
21	46749	49833	51955	57061	56768	60906	65521	62372	64670	63864
22	45935	46706	49787	51908	57009	56716	60849	65460	62314	64609
23	43800	45893	46664	49742	51860	56956	56664	60793	65399	62255
24	44174	43760	45851	46621	49696	51813	56904	56612	60737	65339
25	43630	44132	43717	45807	46576	49649	51762	56850	56557	60678
26	43495	43585	44086	43672	45760	46528	49597	51708	56790	56498
27	39793	43449	43539	44039	43625	45711	46479	49545	51653	56730
28	43867	39748	43399	43489	43989	43575	45659	46426	49488	51594
29	42141	43812	39698	43345	43436	43935	43520	45602	46368	49427
30	43667	42091	43761	39651	43294	43385	43884	43469	45549	46314
31	43297	43620	42046	43714	39608	43248	43339	43837	43422	45500
32	45788	43248	43571	41998	43665	39563	43199	43290	43787	43372
33	42767	45734	43196	43519	41948	43613	39516	43148	43239	43735
34	39912	42714	45677	43143	43466	41896	43560	39468	43095	43186
35	42520	39862	42661	45621	43090	43412	41844	43506	39419	43042
36	45072	42467	39813	42609	45565	43036	43359	41792	43453	39371
37	44925	45015	42414	39763	42555	45508	42982	43305	41740	43399
38	43835	44867	44957	42360	39712	42501	45450	42927	43250	41687
39	45833	43777	44807	44898	42304	39659	42444	45390	42871	43193
40	48514	45769	43716	44745	44836	42246	39605	42386	45328	42812
41	43296	48444	45703	43653	44680	44771	42185	39548	42325	45263
42	42814	43229	48370	45633	43586	44611	44703	42121	39488	42261
43	38567	42742	43156	48289	45556	43513	44537	44628	42051	39422
44	40239	38495	42663	43076	48200	45471	43433	44454	44546	41973
45	39931	40158	38417	42577	42989	48103	45379	43345	44365	44457
46	35953	39846	40072	38335	42486	42897	48001	45283	43253	44270
47	33077	35871	39755	39981	38248	42389	42799	47892	45179	43155
48	29062	32996	35783	39658	39883	38154	42286	42694	47776	45069
49	30924	28986	32909	35689	39554	39779	38054	42175	42582	47652

Albania population projections (2001-2021)
 Higher mortality (HM)-Lower fertility (LF)-No migration (NoM)
 Population by sex and single of age at each 1st of January

Both sexes										
MF	2001	2002	2003	2004	2005	2006	2007	2008	2009	2010
50	32390	30830	28898	32809	35581	39434	39659	37939	42048	42453
51	30793	32278	30723	28798	32696	35458	39298	39523	37808	41903
52	28395	30678	32159	30609	28692	32574	35327	39153	39378	37669
53	26578	28283	30556	32032	30487	28578	32445	35187	38999	39223
54	21631	26464	28162	30425	31895	30357	28457	32306	35037	38833
55	21603	21532	26343	28034	30285	31750	30218	28327	32158	34878
56	22971	21494	21425	26211	27896	30133	31593	30067	28187	31998
57	25650	22841	21373	21306	26065	27742	29964	31418	29900	28031
58	27880	25490	22696	21238	21174	25903	27571	29777	31224	29714
59	23347	27688	25313	22536	21089	21028	25723	27381	29570	31009
60	26082	23167	27476	25117	22358	20924	20866	25524	27171	29340
61	22562	25859	22968	27240	24900	22162	20741	20686	25303	26938
62	22366	22344	25613	22748	26980	24659	21944	20539	20487	25059
63	20679	22120	22102	25341	22504	26691	24393	21704	20315	20268
64	21268	20427	21849	21836	25040	22235	26373	24100	21439	20069
65	21183	20978	20149	21551	21542	24708	21939	26022	23776	21147
66	17875	20860	20658	19843	21222	21218	24342	21612	25636	23420
67	17498	17567	20505	20308	19508	20861	20863	23940	21253	25211
68	15291	17166	17229	20115	19923	19139	20465	20473	23499	20859
69	13889	14969	16803	16860	19689	19502	18736	20032	20045	23015
70	18518	13568	14618	16407	16457	19224	19043	18296	19560	19579
71	11899	18042	13217	14236	15975	16018	18718	18542	17816	19045
72	13104	11540	17524	12837	13820	15507	15543	18168	17999	17296
73	11907	12673	11152	16963	12424	13370	15000	15028	17574	17411
74	9222	11476	12208	10734	16356	11978	12885	14453	14474	16932
75	10844	8855	11013	11708	10286	15704	11499	12363	13865	13879
76	6901	10384	8462	10517	11175	9808	15005	10985	11805	13236
77	7693	6561	9891	8043	9989	10607	9301	14260	10438	11211
78	7282	7260	6200	9365	7598	9430	10007	8765	13470	9859
79	5821	6820	6804	5819	8809	7130	8841	9375	8203	12638
80	11178	5413	6339	6329	5420	8225	6639	8226	8717	7617
81	3344	10342	4990	5840	5835	5006	7614	6130	7588	8034
82	4029	3046	9477	4556	5329	5329	4579	6982	5605	6932
83	2716	3639	2744	8592	4114	4809	4814	4143	6335	5071
84	2374	2421	3247	2442	7696	3670	4287	4295	3704	5678
85	2885	2088	2128	2857	2143	6800	3229	3770	3780	3266
86	2505	2505	1809	1842	2476	1852	5916	2798	3263	3275
87	2138	2138	2138	1539	1567	2108	1572	5058	2381	2776
88	1788	1788	1788	1788	1284	1306	1759	1308	4239	1987
89	1463	1463	1463	1463	1463	1048	1065	1436	1064	3474
90	1167	1167	1167	1167	1167	1167	833	846	1142	844
91	904	904	904	904	904	904	904	644	654	883
92	677	677	677	677	677	677	677	677	481	488
93	489	489	489	489	489	489	489	489	489	347
94	339	339	339	339	339	339	339	339	339	339
95	223	223	223	223	223	223	223	223	223	223
96	139	139	139	139	139	139	139	139	139	139
97	81	81	81	81	81	81	81	81	81	81
98	44	44	44	44	44	44	44	44	44	44
99	22	22	22	22	22	22	22	22	22	22
Total	3063318	3099647	3134044	3166811	3198476	3229075	3258579	3287171	3315008	3341962



Population projections results

Albania population projections (2001-2021)

Higher mortality (HM)-Lower fertility (LF)-No migration (NoM)

Population by sex and single of age at each 1st of January

Both sexes											
MF	2011	2012	2013	2014	2015	2016	2017	2018	2019	2020	2021
0	47100	46558	46117	45493	44695	44028	43197	42495	41649	40985	40238
1	47155	46783	46245	45806	45187	44394	43732	42907	42209	41369	40710
2	47327	47084	46713	46175	45737	45119	44327	43666	42842	42145	41306
3	47407	47271	47028	46658	46120	45683	45066	44275	43615	42791	42095
4	47676	47362	47226	46983	46613	46076	45640	45023	44232	43573	42751
5	48162	47643	47330	47194	46951	46581	46045	45608	44992	44202	43543
6	48656	48138	47619	47306	47170	46927	46558	46022	45585	44969	44180
7	49216	48633	48116	47597	47284	47149	46906	46537	46001	45565	44949
8	50331	49195	48613	48096	47578	47265	47129	46887	46517	45982	45546
9	51773	50311	49176	48594	48077	47559	47246	47111	46868	46499	45964
10	53449	51757	50295	49161	48579	48062	47544	47232	47096	46854	46485
11	52448	53436	51744	50283	49149	48567	48050	47533	47220	47085	46842
12	51869	52433	53420	51729	50268	49134	48553	48036	47519	47206	47071
13	55397	51851	52414	53401	51711	50250	49117	48536	48019	47502	47189
14	58948	55372	51828	52391	53377	51688	50228	49095	48514	47998	47481
15	62283	58922	55347	51805	52367	53353	51665	50205	49073	48492	47976
16	58604	62255	58895	55323	51782	52344	53329	51641	50183	49051	48471
17	57803	58572	62220	58863	55292	51753	52315	53300	51613	50155	49024
18	61257	57766	58534	62180	58825	55256	51720	52281	53265	51579	50123
19	65870	61213	57725	58492	62136	58783	55217	51683	52243	53227	51542
20	67108	65815	61162	57677	58443	62083	58734	55170	51639	52199	53182
21	64463	67045	65753	61104	57623	58388	62025	58679	55119	51590	52149
22	63804	64403	66983	65691	61047	57569	58334	61967	58624	55067	51542
23	64549	63744	64342	66920	65629	60989	57515	58279	61908	58569	55015
24	62197	64488	63684	64282	66858	65568	60932	57461	58224	61850	58514
25	65274	62136	64425	63621	64218	66791	65503	60872	57405	58166	61789
26	60614	65205	62070	64356	63553	64149	66720	65432	60807	57343	58104
27	56438	60549	65134	62002	64285	63484	64079	66647	65360	60740	57281
28	56665	56373	60479	65059	61930	64210	63409	64004	66569	65284	60668
29	51529	56594	56302	60403	64976	61851	64128	63328	63922	66484	65200
30	49369	51469	56528	56236	60331	64899	61777	64051	63252	63845	66405
31	46264	49316	51413	56467	56176	60266	64828	61709	63980	63183	63775
32	45449	46212	49260	51354	56403	56112	60197	64753	61637	63906	63109
33	43321	45395	46157	49202	51293	56336	56045	60125	64675	61563	63828
34	43682	43267	45340	46101	49142	51230	56267	55976	60050	64595	61486
35	43133	43629	43214	45284	46044	49082	51167	56197	55907	59976	64514
36	42989	43081	43575	43161	45229	45988	49022	51104	56128	55838	59901
37	39321	42936	43027	43521	43106	45172	45931	48961	51040	56058	55768
38	43344	39271	42881	42973	43466	43051	45115	45872	48899	50975	55987
39	41631	43287	39219	42825	42917	43409	42995	45056	45812	48835	50908
40	43134	41574	43228	39166	42766	42858	43350	42935	44995	45750	48768
41	42750	43073	41515	43166	39110	42705	42797	43288	42874	44931	45685
42	45194	42685	43007	41452	43101	39050	42641	42733	43223	42809	44863
43	42191	45119	42614	42936	41383	43030	38986	42570	42662	43152	42738
44	39349	42113	45036	42536	42857	41306	42951	38914	42492	42584	43073
45	41889	39270	42029	44947	42451	42772	41224	42865	38836	42407	42499
46	44362	41801	39187	41940	44852	42361	42682	41137	42775	38754	42318
47	44170	44262	41707	39099	41845	44751	42266	42586	41044	42679	38667
48	43051	44062	44155	41606	39004	41745	44644	42164	42484	40945	42577
49	44952	42939	43948	44041	41499	38904	41637	44529	42056	42376	40840

Albania population projections (2001-2021)
 Higher mortality (HM)-Lower fertility (LF)-No migration (NoM)
 Population by sex and single of age at each 1st of January

		Both sexes									
MF	2011	2012	2013	2014	2015	2016	2017	2018	2019	2020	2021
50	47509	44816	42811	43816	43910	41376	38788	41513	44397	41931	42250
51	42307	47347	44662	42664	43665	43760	41235	38656	41372	44247	41789
52	41749	42150	47174	44498	42508	43505	43601	41086	38515	41222	44087
53	37520	41585	41983	46989	44323	42342	43335	43431	40926	38366	41062
54	39056	37360	41409	41805	46792	44135	42164	43152	43250	40756	38206
55	38657	38880	37191	41221	41614	46582	43935	41976	42958	43057	40575
56	34705	38466	38689	37007	41018	41408	46355	43719	41771	42747	42848
57	31821	34513	38254	38476	36802	40793	41179	46103	43479	41544	42514
58	27858	31623	34299	38018	38240	36576	40543	40925	45823	43212	41292
59	29508	27666	31404	34063	37757	37978	36324	40265	40644	45512	42917
60	30770	29280	27454	31162	33801	37467	37688	36045	39958	40331	45167
61	29086	30506	29027	27218	30893	33510	37146	37367	35737	39617	39985
62	26680	28804	30214	28747	26957	30596	33189	36791	37011	35395	39239
63	24789	26396	28493	29891	28438	26669	30267	32834	36399	36617	35017
64	20025	24491	26081	28150	29534	28096	26351	29904	32442	35965	36183
65	19797	19757	24162	25734	27771	29140	27720	26000	29504	32009	35487
66	20826	19498	19462	23800	25351	27354	28706	27305	25613	29063	31533
67	23028	20473	19169	19138	23402	24931	26896	28230	26850	25188	28579
68	24744	22599	20086	18808	18783	22966	24470	26393	27706	26349	24721
69	20427	24233	22128	19662	18413	18393	22488	23964	25843	27133	25802
70	22486	19955	23674	21614	19200	17982	17968	21966	23412	25242	26507
71	19070	21909	19440	23065	21054	18696	17512	17504	21397	22809	24586
72	18486	18518	21282	18881	22402	20445	18149	17002	16999	20778	22154
73	16732	17881	17919	20602	18275	21684	19785	17556	16450	16453	20108
74	16776	16124	17228	17273	19868	17620	20909	19073	16918	15854	15862
75	16243	16094	15470	16528	16578	19077	16915	20075	18307	16231	15213
76	13243	15506	15365	14771	15778	15834	18230	16161	19181	17487	15497
77	12568	12567	14721	14589	14027	14980	15042	17327	15357	18228	16613
78	10582	11860	11852	13891	13768	13239	14136	14203	16369	14505	17218
79	9248	9920	11115	11101	13019	12905	12410	13248	13319	15360	13607
80	11767	8609	9229	10338	10318	12107	12002	11544	12321	12395	14303
81	7012	10863	7946	8512	9532	9507	11163	11067	10647	11361	11437
82	7334	6392	9932	7263	7775	8704	8675	10193	10107	9724	10374
83	6265	6622	5763	8983	6568	7025	7862	7830	9206	9130	8785
84	4531	5593	5906	5132	8026	5867	6270	7015	6981	8214	8147
85	5021	3994	4924	5195	4508	7073	5169	5520	6174	6138	7228
86	2835	4371	3466	4269	4499	3898	6137	4484	4784	5349	5314
87	2789	2419	3740	2956	3637	3829	3312	5233	3822	4074	4554
88	2314	2328	2023	3137	2471	3037	3194	2758	4374	3194	3402
89	1621	1887	1900	1654	2573	2020	2480	2606	2246	3575	2610
90	2775	1290	1500	1512	1319	2057	1610	1974	2072	1784	2849
91	651	2154	997	1158	1168	1021	1598	1246	1527	1601	1376
92	660	486	1617	745	866	874	766	1200	934	1143	1197
93	352	476	349	1170	537	623	630	553	869	674	824
94	240	243	329	241	811	371	430	435	382	602	466
95	223	158	160	216	158	535	244	283	286	252	398
96	139	139	98	99	135	98	334	152	176	178	157
97	81	81	81	57	58	79	57	195	89	103	104
98	44	44	44	44	31	31	43	31	106	48	56
99	22	22	22	22	22	16	16	21	16	53	24
Total	3367889	3392612	3416225	3438543	3459389	3478899	3496911	3513552	3528677	3542480	3554857



Population projections results

Albania population projections (2001-2021)

Higher mortality (HM)-Lower fertility (LF)-No migration (NoM)

Population by sex and five-year age group at each 1st of January

Females										
F	2001	2002	2003	2004	2005	2006	2007	2008	2009	2010
0 - 4	132263	128353	125638	124247	122611	120082	118043	116560	115561	114726
5 - 9	149497	146187	143219	139802	136230	131699	127802	125099	123717	122089
10-14	158979	160195	158265	155285	152220	149316	146010	143047	139634	136067
15-19	149532	153622	155811	157889	158528	158770	159984	158056	155079	152017
20-24	120252	123735	130758	135989	142492	149191	153269	155453	157525	158162
25-29	110902	112401	111873	115252	116908	119918	123392	130395	135612	142097
30-34	111234	112408	113315	110079	110413	110533	112028	111501	114869	116519
35-39	111978	109663	109460	110726	109987	110831	112000	112903	109679	110013
40-44	105509	108105	111197	112334	114075	111426	109121	108919	110181	109446
45-49	82235	87086	91594	96601	100022	104712	107287	110353	111479	113206
50-54	67977	72144	73355	75188	77809	81381	86183	90639	95591	98974
55-59	58945	57723	56490	57845	61668	67085	71193	72385	74193	76780
60-64	54997	56112	59766	61393	60814	57645	56439	55259	56609	60358
65-69	41800	44270	46145	47758	50080	52758	53823	57332	58873	58279
70-74	33155	34571	35269	36618	38738	38609	40891	42603	44088	46208
75-79	22055	23092	24592	25997	26497	28533	29695	30276	31432	33148
80-84	14271	14959	15972	16511	17282	16606	17320	18435	19454	19676
85-89	7275	6627	6051	6041	5481	8589	8826	9253	9454	9674
90-94	2582	2582	2582	2582	2582	2582	2300	2076	2119	1915
95-99	384	384	384	384	384	384	384	384	384	384
Total	1535822	1554219	1571737	1588521	1604820	1620649	1635990	1650928	1665533	1679740

Females											
F	2011	2012	2013	2014	2015	2016	2017	2018	2019	2020	2021
0 - 4	113961	113188	112355	111289	109959	108490	106882	105150	103311	101538	99725
5 - 9	119569	117537	116059	115063	114231	113470	112700	111872	110811	109488	108025
10-14	131541	127648	124948	123567	121942	119424	117395	115919	114924	114093	113333
15-19	149119	145817	142858	139449	135886	131366	127479	124783	123404	121781	119266
20-24	158405	159616	157691	154720	151665	148775	145482	142528	139125	135570	131062
25-29	148777	152844	155021	157088	157723	157965	159173	157253	154289	151242	148360
30-34	119520	122982	129962	135161	141625	148283	152336	154506	156565	157198	157440
35-39	110133	111622	111097	114453	116097	119087	122537	129492	134673	141113	147747
40-44	110288	111447	112346	109137	109470	109591	111073	110552	113890	115526	118504
45-49	110578	108289	108089	109344	108616	109451	110599	111491	108306	108637	108759
50-54	103621	106168	109196	110308	112014	109415	107148	106950	108196	107478	108305
55-59	80310	85051	89444	94329	97666	102254	104769	107753	108849	110528	107967
60-64	65657	69659	70810	72579	75118	78594	83239	87519	92292	95549	100056
65-69	55232	54058	52975	54314	57926	63007	66811	67888	69583	72033	75407
70-74	48722	49698	52945	54334	53717	50892	49778	48863	50176	53541	58228
75-79	33174	35137	36575	37841	39624	41853	42676	45476	46613	45971	43525
80-84	21445	22236	22641	23501	24647	24857	26328	27357	28293	29575	31345
85-89	9716	10054	10689	11244	11215	12506	12872	13069	13560	14088	14408
90-94	3324	3273	3318	3324	3292	3572	3635	3855	4033	3928	4570
95-99	384	327	291	313	278	573	515	494	483	463	566
Total	1693476	1706652	1719310	1731358	1742709	1753425	1763426	1772768	1781376	1789339	1796597

Albania population projections (2001-2021)

Higher mortality (HM)-Lower fertility (LF)-No migration (NoM)

Population by sex and five-year age group at each 1st of January

Males										
M	2001	2002	2003	2004	2005	2006	2007	2008	2009	2010
0 - 4	141686	138290	135822	134449	132176	129293	127098	125502	124426	123527
5 - 9	157555	153744	150681	148019	145308	140889	137512	135059	133699	131439
10-14	165151	167334	165678	162379	159335	157198	153395	150340	147685	144979
15-19	143573	149929	155375	160410	163337	164631	166807	165154	161862	158826
20-24	110284	114460	120613	126163	133803	142782	149099	154515	159518	162428
25-29	102024	102324	102566	105101	106478	109479	113626	119736	125245	132829
30-34	104197	104999	104936	101946	101568	101172	101469	101710	104223	105589
35-39	110207	106325	105192	104524	103239	103285	104080	104018	101053	100679
40-44	107921	110575	112410	113061	112783	109187	105341	104218	103557	102285
45-49	86712	90770	95341	99638	103137	106610	109232	111036	111676	111397
50-54	71810	76389	77144	79484	81542	85021	89003	93470	97679	101106
55-59	62506	61323	60660	61480	64841	69471	73875	74586	76846	78850
60-64	57960	57806	60242	60888	60968	59027	57879	57293	58107	61315
65-69	43936	47270	49199	50919	51804	52671	52522	54747	55336	55372
70-74	31495	32727	33450	34557	36295	37489	40297	41884	43334	44054
75-79	16486	16788	17777	19456	21360	24145	24957	25473	26350	27674
80-84	9370	9902	10825	11248	11113	10433	10614	11342	12495	13656
85-89	3504	3355	3275	3449	3452	4525	4715	5115	5274	5104
90-94	994	994	994	994	994	994	942	920	986	986
95-99	125	125	125	125	125	125	125	125	125	125
Total	1527496	1545428	1562307	1578290	1593656	1608425	1622589	1636243	1649475	1662221

Males											
M	2011	2012	2013	2014	2015	2016	2017	2018	2019	2020	2021
0 - 4	122704	121871	120974	119826	118394	116812	115080	113215	111236	109326	107375
5 - 9	128568	126384	124795	123724	122830	122011	121184	120292	119152	117729	116156
10-14	140570	137201	134754	133397	131142	128277	126098	124513	123444	122551	121735
15-19	156699	152910	149865	147214	144516	140123	136766	134327	132973	130724	127870
20-24	163716	165879	164232	160955	157935	155824	152058	149028	146388	143705	139340
25-29	141743	148013	153389	158353	161240	162520	164666	163031	159774	156775	154682
30-34	108565	112677	118736	124199	131720	140559	146777	152108	157030	159893	161162
35-39	100286	100581	100820	103311	104665	107616	111692	117698	123113	130569	139331
40-44	102331	103117	103055	100118	99747	99359	99651	99889	102356	103698	106622
45-49	107846	104046	102936	102289	101036	101082	101853	101791	98890	98525	98143
50-54	104521	107090	108843	109464	109184	105703	101975	100887	100264	99044	99089
55-59	82238	86097	90392	94456	97767	101084	103568	105235	105826	105545	102180
60-64	65693	69817	70458	72589	74505	77745	81403	85423	89253	92376	95536
65-69	53589	52501	52032	52829	55795	59778	63469	64004	65933	67710	70714
70-74	44828	44689	46599	47100	47081	45535	44545	44238	44998	47594	50989
75-79	28708	30810	31950	33039	33546	34183	34058	35537	35920	35839	34623
80-84	15464	15842	16134	16727	17571	18353	19644	20293	20968	21248	21701
85-89	4864	4944	5364	5967	6473	7352	7420	7532	7841	8243	8700
90-94	1354	1375	1474	1502	1409	1375	1398	1554	1752	1876	2142
95-99	125	117	114	126	126	185	179	189	190	171	172
Total	1674413	1685960	1696915	1707185	1716680	1725474	1733485	1740784	1747302	1753141	1758260



Population projections results

Albania population projections (2001-2021)

Higher mortality (HM)-Lower fertility (LF)-No migration (NoM)

Population by sex and five-year age group at each 1st of January

Both sexes										
M	2001	2002	2003	2004	2005	2006	2007	2008	2009	2010
0 - 4	273949	266644	261460	258696	254788	249375	245141	242062	239987	238253
5 - 9	307052	299931	293901	287821	281538	272589	265315	260158	257416	253528
10-14	324130	327530	323943	317664	311555	306514	299405	293387	287319	281046
15-19	293105	303550	311185	318298	321865	323400	326791	323210	316941	310843
20-24	230536	238195	251371	262152	276295	291972	302369	309967	317043	320590
25-29	212926	214725	214439	220353	223386	229398	237018	250131	260857	274926
30-34	215431	217407	218251	212025	211981	211705	213497	213211	219092	222108
35-39	222185	215988	214652	215250	213225	214116	216080	216921	210733	210691
40-44	213430	218680	223608	225395	226857	220613	214462	213137	213737	211731
45-49	168947	177856	186936	196239	203159	211322	216518	221389	223155	224603
50-54	139787	148533	150499	154673	159351	166402	175186	184109	193270	200081
55-59	121451	119045	117150	119326	126509	136555	145069	146971	151039	155630
60-64	112957	113918	120008	122281	121782	116671	114318	112553	114716	121673
65-69	85736	91540	95345	98677	101884	105429	106345	112079	114209	113651
70-74	64650	67298	68719	71176	75032	76098	81188	84487	87422	90262
75-79	38541	39879	42369	45452	47857	52678	54652	55749	57781	60823
80-84	23641	24861	26797	27759	28395	27039	27933	29777	31949	33333
85-89	10779	9982	9326	9490	8933	13113	13541	14368	14728	14778
90-94	3575	3575	3575	3575	3575	3575	3242	2995	3105	2901
95-99	510	510	510	510	510	510	510	510	510	510
Total	3063318	3099647	3134044	3166811	3198476	3229075	3258579	3287171	3315008	3341962

Both sexes											
M	2011	2012	2013	2014	2015	2016	2017	2018	2019	2020	2021
0 - 4	236666	235059	233329	231115	228353	225301	221962	218365	214547	210864	207100
5 - 9	248137	243920	240854	238787	237060	235481	233884	232164	229964	227217	224181
10-14	272111	264849	259702	256965	253084	247702	243492	240431	238368	236644	235068
15-19	305817	298727	292722	286663	280402	271489	264245	259110	256377	252505	247136
20-24	322121	325495	321924	315674	309600	304598	297540	291556	285514	279275	270402
25-29	290520	300857	308410	315440	318963	320485	323839	320284	314063	308018	303042
30-34	228085	235659	248698	259360	273345	288842	299113	306614	313595	317091	318603
35-39	210419	212203	211917	217764	220762	226703	234229	247191	257786	271681	287078
40-44	212618	214564	215401	209256	209217	208950	210724	210440	216245	219224	225125
45-49	218424	212335	211025	211633	209652	210532	212452	213281	207195	207161	206901
50-54	208141	213258	218039	219772	221198	215119	209123	207838	208461	206521	207393
55-59	162548	171148	179836	188785	195433	203338	208337	212988	214674	216073	210146
60-64	131350	139477	141269	145167	149623	156339	164642	172942	181546	187925	195591
65-69	108822	106559	105007	107143	113721	122785	130280	131892	135516	139743	146121
70-74	93550	94386	99544	101435	100798	96427	94323	93101	95175	101135	109217
75-79	61883	65946	68524	70881	73170	76035	76734	81014	82533	81810	78148
80-84	36909	38078	38775	40228	42218	43210	45972	47649	49262	50823	53046
85-89	14580	14999	16053	17212	17688	19857	20292	20600	21400	22331	23108
90-94	4678	4648	4792	4826	4701	4947	5033	5409	5784	5804	6712
95-99	510	444	405	439	404	759	693	682	673	634	739
Total	3367889	3392612	3416225	3438543	3459389	3478899	3496911	3513552	3528677	3542480	3554857

Higher mortality (HM)

Higher fertility (HF)

Out- migration (Migr)

Population by sex and five-year age group at each 1st of January



Population projections results

Albania population projections (2001-2021)

Higher mortality (HM)-Higher fertility (HF)-Out- migration (Migr)

Population by sex and five-year age group at each 1st of January

Females										
F	2001	2002	2003	2004	2005	2006	2007	2008	2009	2010
0 - 4	132263	127711	124824	123717	122848	121603	121357	121639	122251	122996
5 - 9	149497	145456	141791	137715	133526	128440	124016	121210	120135	119290
10-14	158979	159394	156686	152967	149198	145621	141684	138114	134146	130065
15-19	149532	152854	154256	155532	155381	154840	155244	152606	148983	145312
20-24	120252	123116	129453	133959	139663	145498	148728	150093	151333	151186
25-29	110902	111839	110757	113532	114587	116950	119736	125899	130281	135829
30-34	111234	111846	112184	108436	108221	107797	108709	107656	110354	111380
35-39	111978	109115	108368	109073	107803	108088	108682	109011	105368	105160
40-44	105509	107564	110088	110657	111810	108668	105888	105163	105850	104619
45-49	82235	86650	90681	95159	98037	102120	104108	106548	107097	108212
50-54	67977	71784	72623	74066	76265	79367	83629	87513	91834	94609
55-59	58945	57434	55927	56982	60444	65424	69084	69889	71277	73393
60-64	54997	55831	59170	60477	59607	56218	54767	53354	54384	57696
65-69	41800	44049	45685	47045	49086	51452	52228	55355	56559	55708
70-74	33155	34398	34917	36072	37969	37653	39680	41134	42355	44170
75-79	22055	22976	24347	25609	25971	27827	28815	29232	30196	31686
80-84	14271	14885	15813	16265	16939	16195	16806	17799	18690	18808
85-89	7275	6594	5991	5951	5372	8376	8565	8934	9082	9247
90-94	2582	2569	2556	2543	2531	2518	2232	2004	2036	1830
95-99	384	383	381	379	377	375	373	371	369	367
Total	1535822	1546448	1556498	1566136	1575634	1585029	1594331	1603527	1612580	1621563

Females											
F	2011	2012	2013	2014	2015	2016	2017	2018	2019	2020	2021
0 - 4	123771	124480	125037	125377	125332	124870	123974	122640	120879	118728	116233
5 - 9	118078	117837	118110	118704	119428	120180	120868	121410	121741	121700	121252
10-14	125110	120800	118066	117020	116197	115016	114781	115047	115626	116330	117063
15-19	141828	137995	134518	130652	126677	121851	117654	114992	113973	113171	112021
20-24	150661	151054	148486	144959	141387	137999	134270	130886	127122	123254	118560
25-29	141503	144645	145972	147178	147034	146524	146906	144408	140978	137503	134208
30-34	113677	116385	122375	126635	132027	137543	140595	141885	143057	142918	142422
35-39	104748	105634	104612	107232	108229	110462	113093	118915	123054	128294	133653
40-44	104896	105469	105787	102252	102051	101653	102513	101521	104064	105032	107200
45-49	105172	102480	101779	102446	101255	101523	102075	102384	98961	98768	98384
50-54	98555	100473	102821	103349	104423	101490	98890	98214	98862	97714	97974
55-59	76383	80488	84223	88379	91047	94848	96695	98951	99458	100487	97668
60-64	62447	65922	66677	68000	70027	72901	76824	80370	84330	86869	90512
65-69	52532	51158	49882	50887	54001	58443	61662	62342	63579	65489	68214
70-74	46340	47032	49854	50906	50077	47206	45942	44872	45848	48677	52673
75-79	31553	33252	34439	35454	36938	38821	39387	41762	42591	41795	39373
80-84	20397	21043	21319	22018	22977	23057	24299	25122	25852	26889	28355
85-89	9241	9515	10065	10535	10455	11600	11880	12001	12390	12808	13034
90-94	3161	3098	3124	3114	3069	3313	3355	3540	3685	3571	4134
95-99	366	310	274	293	259	532	475	453	442	421	512
Total	1630419	1639067	1647422	1655391	1662888	1669831	1676138	1681716	1686492	1690418	1693445

Albania population projections (2001-2021)

Higher mortality (HM)-Higher fertility (HF)-Out- migration (Migr)

Population by sex and five-year age group at each 1st of January

Males										
M	2001	2002	2003	2004	2005	2006	2007	2008	2009	2010
0 - 4	141686	137599	134940	133870	132430	130933	130669	130973	131632	132435
5 - 9	157555	152975	149178	145810	142423	137402	133438	130858	129822	128423
10-14	165151	166498	164026	159956	156172	153307	148850	145157	141880	138584
15-19	143573	149179	153825	158016	160095	160556	161864	159460	155500	151820
20-24	110284	113888	119410	124280	131147	139248	144682	149187	153248	155263
25-29	102024	101812	101543	103532	104364	106770	110259	115607	120322	126970
30-34	104197	104474	103890	100425	99552	98668	98463	98203	100126	100931
35-39	110207	105794	104143	102964	101189	100729	100996	100431	97081	96238
40-44	107921	110022	111289	111374	110544	106484	102220	100625	99486	97773
45-49	86712	90316	94390	98151	101090	103971	105995	107208	107286	106484
50-54	71810	76007	76374	78298	79923	82916	86367	90247	93839	96647
55-59	62506	61016	60054	60563	63554	67751	71687	72014	73826	75372
60-64	57960	57517	59641	59980	59757	57566	56164	55318	55823	58610
65-69	43936	47033	48708	50159	50775	51367	50966	52860	53161	52930
70-74	31495	32564	33117	34042	35574	36561	39103	40440	41631	42111
75-79	16486	16704	17599	19165	20936	23547	24218	24595	25314	26454
80-84	9370	9852	10717	11080	10892	10175	10299	10951	12004	13054
85-89	3504	3338	3243	3397	3384	4413	4575	4939	5067	4879
90-94	994	989	984	979	974	969	914	888	947	943
95-99	125	124	124	123	123	122	121	121	120	120
Total	1527496	1537700	1547196	1556162	1564898	1573455	1581852	1590081	1598114	1606038

Males											
M	2011	2012	2013	2014	2015	2016	2017	2018	2019	2020	2021
0 - 4	133269	134031	134631	134997	134949	134450	133485	132048	130152	127835	125148
5 - 9	126966	126708	127002	127641	128418	129227	129967	130550	130906	130861	130380
10-14	133698	129840	127330	126323	124960	123543	123292	123577	124199	124956	125743
15-19	149038	144707	141116	137927	134722	129974	126225	123786	122805	121481	120104
20-24	155712	156980	154645	150801	147232	144537	140339	136855	133759	130650	126049
25-29	134813	140073	144434	148363	150313	150748	151975	149714	145989	142533	139927
30-34	103257	106632	111804	116364	122793	130379	135465	139683	143483	145368	145789
35-39	95383	95186	94934	96793	97572	99821	103084	108084	112492	118707	126040
40-44	97328	97585	97039	93802	92987	92162	91971	91729	93525	94278	96451
45-49	102573	98464	96927	95836	94189	93760	94004	93476	90358	89574	88781
50-54	99411	101345	102489	102558	101785	98047	94116	92647	91614	90046	89637
55-59	78218	81478	85115	88497	91141	93762	95586	96639	96695	95957	92433
60-64	62481	66072	66345	68009	69456	72114	75129	78445	81553	83984	86422
65-69	50969	49684	48995	49496	52014	55448	58578	58776	60245	61559	63969
70-74	42636	42291	43878	44129	43890	42237	41112	40624	41116	43270	46125
75-79	27305	29157	30085	30955	31273	31707	31433	32635	32821	32583	31320
80-84	14708	14992	15192	15671	16380	17023	18130	18635	19159	19318	19631
85-89	4626	4679	5051	5591	6034	6819	6849	6917	7164	7495	7870
90-94	1288	1301	1388	1407	1314	1275	1290	1427	1600	1705	1938
95-99	119	110	107	118	117	172	165	173	173	155	156
Total	1613798	1621318	1628509	1635279	1641538	1647206	1652196	1656421	1659810	1662317	1663913



Population projections results

Albania population projections (2001-2021)

Higher mortality (HM)-Higher fertility (HF)-Out- migration (Migr)

Population by sex and five-year age group at each 1st of January

Both sexes										
M	2001	2002	2003	2004	2005	2006	2007	2008	2009	2010
0 - 4	273949	265310	259764	257587	255278	252536	252026	252612	253883	255431
5 - 9	307052	298431	290969	283525	275949	265842	257454	252068	249957	247713
10-14	324130	325892	320712	312923	305370	298928	290534	283271	276026	268649
15-19	293105	302033	308081	313548	315476	315396	317108	312066	304483	297132
20-24	230536	237004	248863	258239	270810	284746	293410	299280	304581	306449
25-29	212926	213651	212300	217064	218951	223720	229995	241506	250603	262799
30-34	215431	216320	216074	208861	207773	206465	207172	205859	210480	212311
35-39	222185	214909	212511	212037	208992	208817	209678	209442	202449	201398
40-44	213430	217586	221377	222031	222354	215152	208108	205788	205336	202392
45-49	168947	176966	185071	193310	199127	206091	210103	213756	214383	214696
50-54	139787	147791	148997	152364	156188	162283	169996	177760	185673	191256
55-59	121451	118450	115981	117545	123998	133175	140771	141903	145103	148765
60-64	112957	113348	118811	120457	119364	113784	110931	108672	110207	116306
65-69	85736	91082	94393	97204	99861	102819	103194	108215	109720	108638
70-74	64650	66962	68034	70114	73543	74214	78783	81574	83986	86281
75-79	38541	39680	41946	44774	46907	51374	53033	53827	55510	58140
80-84	23641	24737	26530	27345	27831	26370	27105	28750	30694	31862
85-89	10779	9932	9234	9348	8756	12789	13140	13873	14149	14126
90-94	3576	3558	3540	3522	3505	3487	3146	2892	2983	2773
95-99	509	507	505	502	500	497	494	492	489	487
Total	3063318	3084149	3103693	3122300	3140533	3158485	3176181	3193606	3210695	3227604

Both sexes											
M	2011	2012	2013	2014	2015	2016	2017	2018	2019	2020	2021
0 - 4	257040	258511	259668	260374	260281	259320	257459	254688	251031	246563	241381
5 - 9	245044	244545	245112	246345	247846	249407	250835	251960	252647	252561	251632
10-14	258808	250640	245396	243343	241157	238559	238073	238624	239825	241286	242806
15-19	290866	282702	275634	268579	261399	251825	243879	238778	236778	234652	232125
20-24	306373	308034	303131	295760	288619	282536	274609	267741	260881	253904	244609
25-29	276316	284718	290406	295541	297347	297272	298881	294122	286967	280036	274135
30-34	216934	223017	234179	242999	254820	267922	276060	281568	286540	288286	288211
35-39	200131	200820	199546	204025	205801	210283	216177	226999	235546	247001	259693
40-44	202224	203054	202826	196054	195038	193815	194484	193250	197589	199310	203651
45-49	207745	200944	198706	198282	195444	195283	196079	195860	189319	188342	187165
50-54	197966	201818	205310	205907	206208	199537	193006	190861	190476	187760	187611
55-59	154601	161966	169338	176876	182188	188610	192281	195590	196153	196444	190101
60-64	124928	131994	133022	136009	139483	145015	151953	158815	165883	170853	176934
65-69	103501	100842	98877	100383	106015	113891	120240	121118	123824	127048	132183
70-74	88976	89323	93732	95035	93967	89443	87054	85496	86964	91947	98798
75-79	58858	62409	64524	66409	68211	70528	70820	74397	75412	74378	70693
80-84	35105	36035	36511	37689	39357	40080	42429	43757	45011	46207	47986
85-89	13867	14194	15116	16126	16489	18419	18729	18918	19554	20303	20904
90-94	4449	4399	4512	4521	4383	4588	4645	4967	5285	5276	6072
95-99	485	420	381	411	376	704	640	626	615	576	668
Total	3244217	3260385	3275927	3290668	3304429	3317037	3328333	3338135	3346300	3352733	3357358

Lower mortality (LM)

Lower fertility (LF)

No migration (NoM)

Population by sex and five-year age group at each 1st of January



Population projections results

Albania population projections (2001-2021)

Lower mortality (LM)-Lower fertility (LF)-No migration (NoM)

Population by sex and five-year age group at each 1st of January

Females										
F	2001	2002	2003	2004	2005	2006	2007	2008	2009	2010
0 - 4	132263	128353	125638	124247	122611	120082	118182	116834	115964	115251
5 - 9	149497	146187	143219	139802	136230	131699	127812	125122	123757	122153
10-14	158979	160195	158265	155285	152220	149316	146013	143053	139646	136084
15-19	149532	153622	155811	157889	158528	158770	159989	158064	155091	152032
20-24	120252	123735	130758	135989	142492	149191	153281	155476	157558	158203
25-29	110902	112401	111873	115252	116908	119918	123401	130415	135643	142141
30-34	111234	112408	113315	110079	110413	110533	112032	111511	114887	116546
35-39	111978	109663	109460	110726	109987	110831	112003	112910	109689	110026
40-44	105509	108105	111197	112334	114075	111426	109129	108934	110201	109470
45-49	82235	87086	91594	96601	100022	104712	107288	110357	111488	113222
50-54	67977	72144	73355	75188	77809	81381	86183	90639	95591	98974
55-59	58945	57723	56490	57845	61668	67085	71193	72385	74193	76780
60-64	54997	56112	59766	61393	60814	57645	56439	55259	56609	60358
65-69	41800	44270	46145	47758	50080	52758	53823	57332	58873	58279
70-74	33155	34571	35269	36618	38738	38609	40891	42603	44088	46208
75-79	22055	23092	24592	25997	26497	28533	29695	30276	31432	33148
80-84	14271	14959	15972	16511	17282	16606	17320	18435	19454	19676
85-89	7275	6627	6051	6041	5481	8589	8826	9253	9454	9674
90-94	2582	2582	2582	2582	2582	2582	2300	2076	2119	1915
95-99	384	384	384	384	384	384	384	384	384	384
Total	1535822	1554219	1571737	1588521	1604820	1620649	1636186	1651318	1666120	1680525

Females											
F	2011	2012	2013	2014	2015	2016	2017	2018	2019	2020	2021
0 - 4	114575	113939	113239	112298	111082	109693	108144	106467	104677	102947	101162
5 - 9	119687	117801	116468	115617	114929	114309	113679	112987	112057	110856	109496
10-14	131565	127684	125000	123641	122044	119587	117704	116374	115526	114840	114224
15-19	149136	145842	142889	139487	135932	131421	127547	124868	123511	121917	119464
20-24	158451	159680	157769	154809	151763	148879	145596	142653	139261	135715	131214
25-29	148835	152927	155128	157217	157872	158134	159366	157465	154516	151482	148609
30-34	119556	123034	130034	135255	141744	148431	152514	154714	156801	157460	157728
35-39	110150	111647	111132	114499	116156	119161	122630	129609	134815	141285	147953
40-44	110315	111487	112396	109195	109536	109664	111159	110650	114004	115657	118652
45-49	110602	108321	108130	109397	108679	109526	110686	111590	108414	108756	108890
50-54	103621	106169	109200	110317	112029	109439	107179	106991	108248	107540	108379
55-59	80310	85051	89444	94329	97666	102254	104770	107757	108858	110543	107990
60-64	65657	69659	70810	72579	75118	78594	83239	87519	92292	95549	100056
65-69	55232	54058	52975	54314	57926	63007	66811	67888	69583	72033	75407
70-74	48722	49698	52945	54334	53717	50892	49778	48863	50176	53541	58228
75-79	33174	35137	36575	37841	39624	41853	42676	45476	46613	45971	43525
80-84	21445	22236	22641	23501	24647	24857	26328	27357	28293	29575	31345
85-89	9716	10054	10689	11244	11215	12506	12872	13069	13560	14088	14408
90-94	3324	3273	3318	3324	3292	3572	3635	3855	4033	3928	4570
95-99	384	327	291	313	278	573	515	494	483	463	566
Total	1694459	1708025	1721074	1733512	1745250	1756351	1766829	1776644	1785721	1794149	1801866

Albania population projections (2001-2021)

Lower mortality (LM)-Lower fertility (LF)-No migration (NoM)

Population by sex and five-year age group at each 1st of January

Males										
M	2001	2002	2003	2004	2005	2006	2007	2008	2009	2010
0 - 4	141686	138290	135822	134449	132176	129293	127297	125893	125001	124276
5 - 9	157555	153744	150681	148019	145308	140889	137531	135100	133768	131541
10-14	165151	167334	165678	162379	159335	157198	153407	150365	147721	145029
15-19	143573	149929	155375	160410	163337	164631	166813	165169	161886	158861
20-24	110284	114460	120613	126163	133803	142782	149113	154542	159557	162476
25-29	102024	102324	102566	105101	106478	109479	113647	119778	125307	132912
30-34	104197	104999	104936	101946	101568	101172	101480	101733	104262	105647
35-39	110207	106325	105192	104524	103239	103285	104087	104034	101077	100711
40-44	107921	110575	112410	113061	112783	109187	105346	104228	103573	102307
45-49	86712	90770	95341	99638	103137	106610	109232	111039	111681	111406
50-54	71810	76389	77144	79484	81542	85021	89003	93470	97679	101106
55-59	62506	61323	60660	61480	64841	69471	73875	74586	76846	78850
60-64	57960	57806	60242	60888	60968	59027	57879	57293	58107	61315
65-69	43936	47270	49199	50919	51804	52671	52522	54747	55336	55372
70-74	31495	32727	33450	34557	36295	37489	40297	41884	43334	44054
75-79	16486	16788	17777	19456	21360	24145	24957	25473	26350	27674
80-84	9370	9902	10825	11248	11113	10433	10614	11342	12495	13656
85-89	3504	3355	3275	3449	3452	4525	4715	5115	5274	5104
90-94	994	994	994	994	994	994	942	920	986	986
95-99	125	125	125	125	125	125	125	125	125	125
Total	1527496	1545428	1562307	1578290	1593656	1608425	1622884	1636835	1650364	1663409

Males											
M	2011	2012	2013	2014	2015	2016	2017	2018	2019	2020	2021
0 - 4	123580	122941	122231	121259	119988	118517	116867	115076	113162	111312	109397
5 - 9	128747	126775	125397	124534	123845	123227	122599	121901	120945	119695	118265
10-14	140634	137293	134878	133559	131348	128573	126609	125238	124382	123699	123089
15-19	156746	152974	149947	147316	144640	140272	136943	134538	133225	131024	128262
20-24	163770	165956	164331	161073	158071	155975	152231	149223	146608	143948	139606
25-29	141847	148164	153583	158589	161510	162815	165004	163403	160174	157199	155124
30-34	108646	112794	118895	124402	131975	140874	147155	152547	157529	160443	161757
35-39	100327	100640	100899	103416	104798	107783	111903	117961	123430	130949	139786
40-44	102360	103159	103110	100186	99829	99456	99769	100030	102527	103902	106865
45-49	107858	104063	102960	102321	101078	101135	101919	101870	98981	98633	98268
50-54	104521	107091	108845	109468	109192	105715	101992	100911	100296	99085	99141
55-59	82238	86097	90392	94456	97767	101084	103568	105237	105830	105553	102191
60-64	65693	69817	70458	72589	74505	77745	81403	85423	89253	92376	95536
65-69	53589	52501	52032	52829	55795	59778	63469	64004	65933	67710	70714
70-74	44828	44689	46599	47100	47081	45535	44545	44238	44998	47594	50989
75-79	28708	30810	31950	33039	33546	34183	34058	35537	35920	35839	34623
80-84	15464	15842	16134	16727	17571	18353	19644	20293	20968	21248	21701
85-89	4864	4944	5364	5967	6473	7352	7420	7532	7841	8243	8700
90-94	1354	1375	1474	1502	1409	1375	1398	1554	1752	1876	2142
95-99	125	117	114	126	126	185	179	189	190	171	172
Total	1675900	1688042	1699593	1710458	1720547	1729931	1738676	1746704	1753944	1760500	1766328



Population projections results

Albania population projections (2001-2021)

Lower mortality (LM)-Lower fertility (LF)-No migration (NoM)

Population by sex and five-year age group at each 1st of January

Both sexes										
MF	2001	2002	2003	2004	2005	2006	2007	2008	2009	2010
0 - 4	273949	266644	261460	258696	254788	249375	245480	242727	240965	239527
5 - 9	307052	299931	293901	287821	281538	272589	265343	260222	257524	253694
10-14	324130	327530	323943	317664	311555	306514	299420	293418	287367	281113
15-19	293105	303550	311185	318298	321865	323400	326802	323233	316977	310893
20-24	230536	238195	251371	262152	276295	291972	302395	310017	317114	320679
25-29	212926	214725	214439	220353	223386	229398	237049	250193	260950	275053
30-34	215431	217407	218251	212025	211981	211705	213512	213244	219149	222192
35-39	222185	215988	214652	215250	213225	214116	216091	216944	210766	210737
40-44	213430	218680	223608	225395	226857	220613	214475	213162	213774	211777
45-49	168947	177856	186936	196239	203159	211322	216520	221395	223169	224628
50-54	139787	148533	150499	154673	159351	166402	175186	184109	193270	200081
55-59	121451	119045	117150	119326	126509	136555	145069	146971	151039	155630
60-64	112957	113918	120008	122281	121782	116671	114318	112553	114716	121673
65-69	85736	91540	95345	98677	101884	105429	106345	112079	114209	113651
70-74	64650	67298	68719	71176	75032	76098	81188	84487	87422	90262
75-79	38541	39879	42369	45452	47857	52678	54652	55749	57781	60823
80-84	23641	24861	26797	27759	28395	27039	27933	29777	31949	33333
85-89	10779	9982	9326	9490	8933	13113	13541	14368	14728	14778
90-94	3575	3575	3575	3575	3575	3575	3242	2995	3105	2901
95-99	510	510	510	510	510	510	510	510	510	510
Total	3063318	3099647	3134044	3166811	3198476	3229075	3259070	3288153	3316484	3343934

Males											
MF	2011	2012	2013	2014	2015	2016	2017	2018	2019	2020	2021
0 - 4	238155	236881	235470	233557	231070	228210	225012	221542	217839	214260	210559
5 - 9	248434	244577	241865	240151	238773	237536	236278	234888	233002	230550	227761
10-14	272199	264977	259878	257200	253392	248160	244313	241612	239907	238539	237314
15-19	305882	298816	292836	286804	280573	271693	264490	259405	256736	252941	247726
20-24	322221	325635	322100	315882	309834	304854	297827	291877	285869	279663	270819
25-29	290682	301092	308712	315806	319383	320949	324370	320868	314691	308681	303733
30-34	228202	235828	248929	259657	273719	289305	299669	307260	314330	317903	319484
35-39	210477	212287	212031	217915	220955	226944	234533	247570	258245	272235	287739
40-44	212676	214646	215507	209381	209365	209120	210928	210679	216532	219559	225518
45-49	218460	212384	211091	211718	209757	210661	212605	213460	207395	207389	207158
50-54	208141	213260	218045	219785	221222	215154	209172	207902	208545	206626	207520
55-59	162548	171148	179836	188785	195433	203338	208339	212995	214688	216096	210181
60-64	131350	139477	141269	145167	149623	156339	164642	172942	181546	187925	195591
65-69	108822	106559	105007	107143	113721	122785	130280	131892	135516	139743	146121
70-74	93550	94386	99544	101435	100798	96427	94323	93101	95175	101135	109217
75-79	61883	65946	68524	70881	73170	76035	76734	81014	82533	81810	78148
80-84	36909	38078	38775	40228	42218	43210	45972	47649	49262	50823	53046
85-89	14580	14999	16053	17212	17688	19857	20292	20600	21400	22331	23108
90-94	4678	4648	4792	4826	4701	4947	5033	5409	5784	5804	6712
95-99	510	444	405	439	404	759	693	682	673	634	739
Total	3370359	3396067	3420667	3443970	3465797	3486282	3505505	3523348	3539665	3554649	3568194

Lower mortality (LM)

Lower fertility (LF)

Out- migration (Migr)

Population by sex and five-year age group at each 1st of January



Population projections results

Albania population projections (2001-2021)

Lower mortality (LM)-Lower fertility (LF)-Migration (Migr)

Population by sex and five-year age group at each 1st of January

Females										
F	2001	2002	2003	2004	2005	2006	2007	2008	2009	2010
0 - 4	132263	127711	124384	122391	120176	117108	114678	112803	111403	110164
5 - 9	149497	145456	141791	137715	133526	128440	124025	120807	118891	116763
10-14	158979	159394	156686	152967	149198	145621	141687	138121	134157	130082
15-19	149532	152854	154256	155532	155381	154840	155249	152614	148994	145326
20-24	120252	123116	129453	133959	139663	145498	148740	150115	151365	151224
25-29	110902	111839	110757	113532	114587	116950	119745	125919	130311	135871
30-34	111234	111846	112184	108436	108221	107797	108713	107666	110371	111405
35-39	111978	109115	108368	109073	107803	108088	108685	109017	105378	105173
40-44	105509	107564	110088	110657	111810	108668	105896	105178	105869	104642
45-49	82235	86650	90681	95159	98037	102120	104109	106552	107106	108228
50-54	67977	71784	72623	74066	76265	79367	83629	87513	91834	94609
55-59	58945	57434	55927	56982	60444	65424	69084	69889	71277	73393
60-64	54997	55831	59170	60477	59607	56218	54767	53354	54384	57696
65-69	41800	44049	45685	47045	49086	51452	52228	55355	56559	55708
70-74	33155	34398	34917	36072	37969	37653	39680	41134	42355	44170
75-79	22055	22976	24347	25609	25971	27827	28815	29232	30196	31686
80-84	14271	14885	15813	16265	16939	16195	16806	17799	18690	18808
85-89	7275	6594	5991	5951	5372	8376	8565	8934	9082	9247
90-94	2582	2569	2556	2543	2531	2518	2232	2004	2036	1830
95-99	384	383	381	379	377	375	373	371	369	367
Total	1535822	1546448	1556059	1564811	1572962	1580534	1587707	1594379	1600626	1606392

Females											
F	2011	2012	2013	2014	2015	2016	2017	2018	2019	2020	2021
0 - 4	108971	107825	106626	105212	103553	101747	99810	97770	95646	93596	91514
5 - 9	113833	111479	109667	108321	107137	106027	104916	103756	102388	100784	99050
10-14	125133	120834	117702	115840	113772	110923	108630	106866	105556	104405	103326
15-19	141845	138018	134547	130688	126720	121902	117717	114668	112854	110840	108066
20-24	150704	151113	148559	145043	141478	138095	134375	131001	127246	123386	118697
25-29	141558	144723	146072	147299	147173	146680	147084	144603	141185	137721	134433
30-34	113711	116434	122443	126723	132138	137680	140760	142076	143273	143156	142682
35-39	104765	105658	104644	107276	108284	110530	113179	119022	123184	128450	133840
40-44	104922	105507	105835	102307	102112	101721	102592	101611	104168	105150	107334
45-49	105194	102510	101818	102495	101314	101593	102156	102475	99060	98877	98503
50-54	98555	100474	102825	103358	104437	101512	98919	98252	98909	97771	98041
55-59	76383	80488	84223	88379	91047	94848	96696	98955	99466	100501	97689
60-64	62447	65922	66677	68000	70027	72901	76824	80370	84330	86869	90512
65-69	52532	51158	49882	50887	54001	58443	61662	62342	63579	65489	68214
70-74	46340	47032	49854	50906	50077	47206	45942	44872	45848	48677	52673
75-79	31553	33252	34439	35454	36938	38821	39387	41762	42591	41795	39373
80-84	20397	21043	21319	22018	22977	23057	24299	25122	25852	26889	28355
85-89	9241	9515	10065	10535	10455	11600	11880	12001	12390	12808	13034
90-94	3161	3098	3124	3114	3069	3313	3355	3540	3685	3571	4134
95-99	366	310	274	293	259	532	475	453	442	421	512
Total	1611612	1616392	1620597	1624147	1626970	1629132	1630657	1631517	1631653	1631158	1629983

Albania population projections (2001-2021)

Lower mortality (LM)-Lower fertility (LF)-Migration (Migr)

Population by sex and five-year age group at each 1st of January

Males										
M	2001	2002	2003	2004	2005	2006	2007	2008	2009	2010
0 - 4	141686	137599	134466	132442	129551	126090	123523	121549	120085	118792
5 - 9	157555	152975	149178	145810	142423	137402	133456	130441	128508	125737
10-14	165151	166498	164026	159956	156172	153307	148862	145180	141915	138632
15-19	143573	149179	153825	158016	160095	160556	161871	159474	155523	151854
20-24	110284	113888	119410	124280	131147	139248	144696	149213	153285	155309
25-29	102024	101812	101543	103532	104364	106770	110280	115648	120382	127050
30-34	104197	104474	103890	100425	99552	98668	98473	98225	100164	100987
35-39	110207	105794	104143	102964	101189	100729	101004	100447	97104	96268
40-44	107921	110022	111289	111374	110544	106484	102225	100635	99502	97794
45-49	86712	90316	94390	98151	101090	103971	105996	107210	107291	106492
50-54	71810	76007	76374	78298	79923	82916	86367	90247	93839	96647
55-59	62506	61016	60054	60563	63554	67751	71687	72014	73826	75372
60-64	57960	57517	59641	59980	59757	57566	56164	55318	55823	58610
65-69	43936	47033	48708	50159	50775	51367	50966	52860	53161	52930
70-74	31495	32564	33117	34042	35574	36561	39103	40440	41631	42111
75-79	16486	16704	17599	19165	20936	23547	24218	24595	25314	26454
80-84	9370	9852	10717	11080	10892	10175	10299	10951	12004	13054
85-89	3504	3338	3243	3397	3384	4413	4575	4939	5067	4879
90-94	994	989	984	979	974	969	914	888	947	943
95-99	125	124	124	123	123	122	121	121	120	120
Total	1527496	1537700	1546722	1554733	1562019	1568613	1574799	1580394	1585489	1590031

Males											
M	2011	2012	2013	2014	2015	2016	2017	2018	2019	2020	2021
0 - 4	117535	116344	115093	113607	111855	109932	107860	105676	103399	101202	98963
5 - 9	122451	119972	118074	116675	115449	114299	113148	111942	110509	108820	106983
10-14	133759	129928	127003	125132	122445	119258	116849	115005	113648	112459	111345
15-19	149082	144768	141194	138023	134838	130112	126389	123547	121730	119119	116025
20-24	155763	157053	154738	150912	147359	144678	140499	137034	133959	130872	126289
25-29	134912	140216	144618	148584	150565	151022	152287	150055	146355	142919	140327
30-34	103334	106743	111954	116554	123031	130671	135814	140086	143938	145868	146327
35-39	95422	95241	95009	96892	97696	99976	103279	108325	112781	119053	126452
40-44	97356	97625	97091	93866	93064	92253	92080	91859	93682	94463	96671
45-49	102585	98481	96950	95866	94228	93810	94064	93549	90442	89673	88894
50-54	99411	101346	102491	102563	101793	98058	94132	92668	91643	90084	89684
55-59	78218	81478	85115	88497	91141	93762	95586	96641	96700	95964	92443
60-64	62481	66072	66345	68009	69456	72114	75129	78445	81553	83984	86422
65-69	50969	49684	48995	49496	52014	55448	58578	58776	60245	61559	63969
70-74	42636	42291	43878	44129	43890	42237	41112	40624	41116	43270	46125
75-79	27305	29157	30085	30955	31273	31707	31433	32635	32821	32583	31320
80-84	14708	14992	15192	15671	16380	17023	18130	18635	19159	19318	19631
85-89	4626	4679	5051	5591	6034	6819	6849	6917	7164	7495	7870
90-94	1288	1301	1388	1407	1314	1275	1290	1427	1600	1705	1938
95-99	119	110	107	118	117	172	165	173	173	155	156
Total	1593960	1597481	1600370	1602548	1603940	1604625	1604673	1604022	1602618	1600565	1597835



Population projections results

Albania population projections (2001-2021)

Lower mortality (LM)-Lower fertility (LF)-Migration (Migr)

Population by sex and five-year age group at each 1st of January

Both sexes										
MF	2001	2002	2003	2004	2005	2006	2007	2008	2009	2010
0 - 4	273949	265310	258850	254833	249727	243198	238202	234352	231488	228956
5 - 9	307052	298431	290969	283525	275949	265842	257481	251248	247400	242500
10-14	324130	325892	320712	312923	305370	298927	290549	283301	276071	268713
15-19	293105	302033	308081	313548	315476	315396	317119	312088	304517	297180
20-24	230536	237004	248863	258239	270810	284746	293436	299328	304650	306533
25-29	212926	213652	212300	217064	218952	223720	230026	241567	250693	262920
30-34	215431	216320	216074	208860	207773	206465	207186	205892	210535	212391
35-39	222185	214908	212511	212037	208993	208817	209688	209464	202482	201441
40-44	213430	217586	221377	222031	222354	215152	208120	205812	205371	202436
45-49	168947	176966	185071	193310	199126	206091	210105	213762	214397	214719
50-54	139787	147791	148997	152364	156188	162283	169996	177761	185673	191255
55-59	121451	118450	115981	117545	123998	133176	140771	141904	145102	148765
60-64	112957	113348	118811	120456	119364	113784	110931	108672	110207	116306
65-69	85736	91082	94394	97204	99861	102819	103195	108215	109720	108638
70-74	64650	66961	68033	70113	73543	74215	78782	81574	83986	86280
75-79	38541	39680	41946	44774	46907	51375	53033	53827	55510	58140
80-84	23641	24737	26530	27345	27831	26370	27106	28750	30693	31862
85-89	10779	9933	9233	9348	8756	12789	13140	13873	14149	14126
90-94	3575	3558	3540	3522	3505	3487	3146	2892	2983	2773
95-99	510	507	504	502	499	497	494	492	489	487
Total	3063318	3084148	3102781	3119544	3134982	3149147	3162506	3174773	3186115	3196422

Males											
MF	2011	2012	2013	2014	2015	2016	2017	2018	2019	2020	2021
0 - 4	226506	224168	221720	218820	215408	211679	207670	203446	199046	194798	190477
5 - 9	236284	231451	227740	224996	222586	220326	218064	215698	212897	209604	206033
10-14	258892	250762	244705	240972	236217	230181	225479	221871	219204	216864	214672
15-19	290927	282786	275741	268710	261558	252014	244106	238215	234584	229960	224091
20-24	306468	308166	303297	295955	288837	282773	274874	268035	261205	254258	244986
25-29	276470	284939	290690	295883	297738	297702	299371	294658	287541	280639	274760
30-34	217045	223177	234397	243277	255169	268351	276574	282162	287211	289024	289009
35-39	200187	200899	199653	204168	205980	210507	216458	227348	235965	247504	260292
40-44	202278	203132	202926	196172	195176	193973	194672	193470	197850	199613	204006
45-49	207779	200990	198768	198362	195542	195403	196220	196024	189502	188549	187398
50-54	197965	201820	205316	205920	206230	199570	193051	190920	190553	187855	187725
55-59	154601	161966	169338	176876	182188	188610	192282	195596	196166	196465	190132
60-64	124929	131994	133022	136010	139483	145015	151953	158815	165883	170853	176934
65-69	103501	100843	98877	100383	106014	113891	120240	121119	123824	127048	132183
70-74	88977	89323	93733	95036	93967	89443	87053	85496	86963	91947	98799
75-79	58857	62409	64524	66409	68211	70528	70820	74396	75412	74378	70693
80-84	35105	36035	36512	37690	39357	40080	42429	43757	45012	46206	47986
85-89	13868	14194	15116	16126	16489	18419	18728	18918	19554	20302	20903
90-94	4449	4398	4512	4521	4382	4589	4645	4967	5285	5277	6072
95-99	485	420	381	411	376	704	640	627	615	576	668
Total	3205573	3213873	3220967	3226695	3230910	3233757	3235330	3235539	3234271	3231723	3227818

Lower mortality (LM)

Higher fertility (HF)

No Migration (NoM)

Population by sex and five-year age group at each 1st of January



Population projections results

Albania population projections (2001-2021)

Lower mortality (LM)-Higher fertility (HF)-Out- migration (Migr)

Population by sex and five-year age group at each 1st of January

Females										
F	2001	2002	2003	2004	2005	2006	2007	2008	2009	2010
0 - 4	132263	128353	126082	125592	125337	124691	125217	126288	127705	129265
5 - 9	149497	146187	143219	139802	136230	131699	127812	125562	125092	124862
10-14	158979	160195	158265	155285	152220	149316	146013	143053	139646	136084
15-19	149532	153622	155811	157889	158528	158770	159989	158064	155091	152032
20-24	120252	123735	130758	135989	142492	149191	153281	155476	157558	158203
25-29	110902	112401	111873	115252	116908	119918	123401	130415	135643	142141
30-34	111234	112408	113315	110079	110413	110533	112032	111511	114887	116546
35-39	111978	109663	109460	110726	109987	110831	112003	112910	109689	110026
40-44	105509	108105	111197	112334	114075	111426	109129	108934	110201	109470
45-49	82235	87086	91594	96601	100022	104712	107288	110357	111488	113222
50-54	67977	72144	73355	75188	77809	81381	86183	90639	95591	98974
55-59	58945	57723	56490	57845	61668	67085	71193	72385	74193	76780
60-64	54997	56112	59766	61393	60814	57645	56439	55259	56609	60358
65-69	41800	44270	46145	47758	50080	52758	53823	57332	58873	58279
70-74	33155	34571	35269	36618	38738	38609	40891	42603	44088	46208
75-79	22055	23092	24592	25997	26497	28533	29695	30276	31432	33148
80-84	14271	14959	15972	16511	17282	16606	17320	18435	19454	19676
85-89	7275	6627	6051	6041	5481	8589	8826	9253	9454	9674
90-94	2582	2582	2582	2582	2582	2582	2300	2076	2119	1915
95-99	384	384	384	384	384	384	384	384	384	384
Total	1535822	1554219	1572181	1589866	1607546	1625259	1643220	1661212	1679196	1697249

Females											
F	2011	2012	2013	2014	2015	2016	2017	2018	2019	2020	2021
0 - 4	130835	132414	133839	135036	135818	136111	135912	135220	134040	132403	130339
5 - 9	124275	124806	125886	127318	128899	130527	132108	133538	134743	135538	135864
10-14	131565	127684	125439	124975	124751	124171	124703	125784	127217	128800	130431
15-19	149136	145842	142889	139487	135932	131421	127547	125306	124844	124621	124044
20-24	158451	159680	157769	154809	151763	148879	145596	142653	139261	135715	131214
25-29	148835	152927	155128	157217	157872	158134	159366	157465	154516	151482	148609
30-34	119556	123034	130034	135255	141744	148431	152514	154714	156801	157460	157728
35-39	110150	111647	111132	114499	116156	119161	122630	129609	134815	141285	147953
40-44	110315	111487	112396	109195	109536	109664	111159	110650	114004	115657	118652
45-49	110602	108321	108130	109397	108679	109526	110686	111590	108414	108756	108890
50-54	103621	106169	109200	110317	112029	109439	107179	106991	108248	107540	108379
55-59	80310	85051	89444	94329	97666	102254	104770	107757	108858	110543	107990
60-64	65657	69659	70810	72579	75118	78594	83239	87519	92292	95549	100056
65-69	55232	54058	52975	54314	57926	63007	66811	67888	69583	72033	75407
70-74	48722	49698	52945	54334	53717	50892	49778	48863	50176	53541	58228
75-79	33174	35137	36575	37841	39624	41853	42676	45476	46613	45971	43525
80-84	21445	22236	22641	23501	24647	24857	26328	27357	28293	29575	31345
85-89	9716	10054	10689	11244	11215	12506	12872	13069	13560	14088	14408
90-94	3324	3273	3318	3324	3292	3572	3635	3855	4033	3928	4570
95-99	384	327	291	313	278	573	515	494	483	463	566
Total	1715307	1733505	1751532	1769285	1786663	1803572	1820025	1835797	1850794	1864951	1878198

Albania population projections (2001-2021)

Lower mortality (LM)-Higher fertility (HF)-Out- migration (Migr)

Population by sex and five-year age group at each 1st of January

Males										
M	2001	2002	2003	2004	2005	2006	2007	2008	2009	2010
0 - 4	141686	138290	136300	135900	135114	134258	134879	136085	137661	139392
5 - 9	157555	153744	150681	148019	145308	140889	137531	135573	135204	134455
10-14	165151	167334	165678	162379	159335	157198	153407	150365	147721	145029
15-19	143573	149929	155375	160410	163337	164631	166813	165169	161886	158861
20-24	110284	114460	120613	126163	133803	142782	149113	154542	159557	162476
25-29	102024	102324	102566	105101	106478	109479	113647	119778	125307	132912
30-34	104197	104999	104936	101946	101568	101172	101480	101733	104262	105647
35-39	110207	106325	105192	104524	103239	103285	104087	104034	101077	100711
40-44	107921	110575	112410	113061	112783	109187	105346	104228	103573	102307
45-49	86712	90770	95341	99638	103137	106610	109232	111039	111681	111406
50-54	71810	76389	77144	79484	81542	85021	89003	93470	97679	101106
55-59	62506	61323	60660	61480	64841	69471	73875	74586	76846	78850
60-64	57960	57806	60242	60888	60968	59027	57879	57293	58107	61315
65-69	43936	47270	49199	50919	51804	52671	52522	54747	55336	55372
70-74	31495	32727	33450	34557	36295	37489	40297	41884	43334	44054
75-79	16486	16788	17777	19456	21360	24145	24957	25473	26350	27674
80-84	9370	9902	10825	11248	11113	10433	10614	11342	12495	13656
85-89	3504	3355	3275	3449	3452	4525	4715	5115	5274	5104
90-94	994	994	994	994	994	994	942	920	986	986
95-99	125	125	125	125	125	125	125	125	125	125
Total	1527496	1545428	1562785	1579741	1596593	1613391	1630466	1647500	1664461	1681439

Males											
M	2011	2012	2013	2014	2015	2016	2017	2018	2019	2020	2021
0 - 4	141119	142879	144471	145815	146708	147062	146876	146155	144906	143162	140948
5 - 9	133684	134318	135540	137140	138901	140711	142476	144077	145434	146346	146747
10-14	140634	137293	135350	134993	134259	133503	134142	135369	136972	138738	140555
15-19	156746	152974	149947	147316	144640	140272	136943	135009	134657	133929	133182
20-24	163770	165956	164331	161073	158071	155975	152231	149223	146608	143948	139606
25-29	141847	148164	153583	158589	161510	162815	165004	163403	160174	157199	155124
30-34	108646	112794	118895	124402	131975	140874	147155	152547	157529	160443	161757
35-39	100327	100640	100899	103416	104798	107783	111903	117961	123430	130949	139786
40-44	102360	103159	103110	100186	99829	99456	99769	100030	102527	103902	106865
45-49	107858	104063	102960	102321	101078	101135	101919	101870	98981	98633	98268
50-54	104521	107091	108845	109468	109192	105715	101992	100911	100296	99085	99141
55-59	82238	86097	90392	94456	97767	101084	103568	105237	105830	105553	102191
60-64	65693	69817	70458	72589	74505	77745	81403	85423	89253	92376	95536
65-69	53589	52501	52032	52829	55795	59778	63469	64004	65933	67710	70714
70-74	44828	44689	46599	47100	47081	45535	44545	44238	44998	47594	50989
75-79	28708	30810	31950	33039	33546	34183	34058	35537	35920	35839	34623
80-84	15464	15842	16134	16727	17571	18353	19644	20293	20968	21248	21701
85-89	4864	4944	5364	5967	6473	7352	7420	7532	7841	8243	8700
90-94	1354	1375	1474	1502	1409	1375	1398	1554	1752	1876	2142
95-99	125	117	114	126	126	185	179	189	190	171	172
Total	1698376	1715522	1732449	1749055	1765235	1780891	1796094	1810561	1824200	1836945	1848747



Population projections results

Albania population projections (2001-2021)

Lower mortality (LM)-Higher fertility (HF)-Out- migration (Migr)

Population by sex and five-year age group at each 1st of January

Both sexes										
MF	2001	2002	2003	2004	2005	2006	2007	2008	2009	2010
0 - 4	273949	266644	262382	261492	260451	258950	260096	262373	265366	268657
5 - 9	307052	299931	293901	287821	281538	272589	265343	261134	260297	259318
10-14	324130	327530	323943	317664	311555	306514	299420	293418	287367	281113
15-19	293105	303550	311185	318298	321865	323400	326802	323233	316977	310893
20-24	230536	238195	251371	262152	276295	291972	302395	310017	317114	320679
25-29	212926	214725	214439	220353	223386	229398	237049	250193	260950	275053
30-34	215431	217407	218251	212025	211981	211705	213512	213244	219149	222192
35-39	222185	215988	214652	215250	213225	214116	216091	216944	210766	210737
40-44	213430	218680	223608	225395	226857	220613	214475	213162	213774	211777
45-49	168947	177856	186936	196239	203159	211322	216520	221395	223169	224628
50-54	139787	148533	150499	154673	159351	166402	175186	184109	193270	200081
55-59	121451	119045	117150	119326	126509	136555	145069	146971	151039	155630
60-64	112957	113918	120008	122281	121782	116671	114318	112553	114716	121673
65-69	85736	91540	95345	98677	101884	105429	106345	112079	114209	113651
70-74	64650	67298	68719	71176	75032	76098	81188	84487	87422	90262
75-79	38541	39879	42369	45452	47857	52678	54652	55749	57781	60823
80-84	23641	24861	26797	27759	28395	27039	27933	29777	31949	33333
85-89	10779	9982	9326	9490	8933	13113	13541	14368	14728	14778
90-94	3575	3575	3575	3575	3575	3575	3242	2995	3105	2901
95-99	510	510	510	510	510	510	510	510	510	510
Total	3063318	3099647	3134966	3169607	3204140	3238650	3273686	3308712	3343657	3378688

Males											
MF	2011	2012	2013	2014	2015	2016	2017	2018	2019	2020	2021
0 - 4	271954	275292	278310	280851	282526	283173	282788	281375	278947	275566	271287
5 - 9	257959	259124	261427	264458	267800	271239	274583	277614	280177	281884	282611
10-14	272199	264977	260789	259968	259009	257674	258845	261153	264189	267538	270985
15-19	305882	298816	292836	286804	280573	271693	264490	260315	259501	258550	257226
20-24	322221	325635	322100	315882	309834	304854	297827	291877	285869	279663	270819
25-29	290682	301092	308712	315806	319383	320949	324370	320868	314691	308681	303733
30-34	228202	235828	248929	259657	273719	289305	299669	307260	314330	317903	319484
35-39	210477	212287	212031	217915	220955	226944	234533	247570	258245	272235	287739
40-44	212676	214646	215507	209381	209365	209120	210928	210679	216532	219559	225518
45-49	218460	212384	211091	211718	209757	210661	212605	213460	207395	207389	207158
50-54	208141	213260	218045	219785	221222	215154	209172	207902	208545	206626	207520
55-59	162548	171148	179836	188785	195433	203338	208339	212995	214688	216096	210181
60-64	131350	139477	141269	145167	149623	156339	164642	172942	181546	187925	195591
65-69	108822	106559	105007	107143	113721	122785	130280	131892	135516	139743	146121
70-74	93550	94386	99544	101435	100798	96427	94323	93101	95175	101135	109217
75-79	61883	65946	68524	70881	73170	76035	76734	81014	82533	81810	78148
80-84	36909	38078	38775	40228	42218	43210	45972	47649	49262	50823	53046
85-89	14580	14999	16053	17212	17688	19857	20292	20600	21400	22331	23108
90-94	4678	4648	4792	4826	4701	4947	5033	5409	5784	5804	6712
95-99	510	444	405	439	404	759	693	682	673	634	739
Total	3413683	3449026	3483981	3518339	3551898	3584463	3616118	3646358	3674994	3701896	3726945

Lower mortality (LM)

Higher fertility (LF)

Out-migration (Migr)

Population by sex and five-year age group at each 1st of January



Population projections results

Albania population projections (2001-2021)

Lower mortality (LM)-Higher fertility (HF)-Out- migration (Migr)

Population by sex and five-year age group at each 1st of January

Females										
F	2001	2002	2003	2004	2005	2006	2007	2008	2009	2010
0 - 4	132263	127711	124824	123717	122848	121603	121504	121931	122682	123560
5 - 9	149497	145456	141791	137715	133526	128440	124025	121232	120174	119353
10-14	158979	159394	156686	152967	149198	145621	141687	138121	134157	130082
15-19	149532	152854	154256	155532	155381	154840	155249	152614	148994	145326
20-24	120252	123116	129453	133959	139663	145498	148740	150115	151365	151224
25-29	110902	111839	110757	113532	114587	116950	119745	125919	130311	135871
30-34	111234	111846	112184	108436	108221	107797	108713	107666	110371	111405
35-39	111978	109115	108368	109073	107803	108088	108685	109017	105378	105173
40-44	105509	107564	110088	110657	111810	108668	105896	105178	105869	104642
45-49	82235	86650	90681	95159	98037	102120	104109	106552	107106	108228
50-54	67977	71784	72623	74066	76265	79367	83629	87513	91834	94609
55-59	58945	57434	55927	56982	60444	65424	69084	69889	71277	73393
60-64	54997	55831	59170	60477	59607	56218	54767	53354	54384	57696
65-69	41800	44049	45685	47045	49086	51452	52228	55355	56559	55708
70-74	33155	34398	34917	36072	37969	37653	39680	41134	42355	44170
75-79	22055	22976	24347	25609	25971	27827	28815	29232	30196	31686
80-84	14271	14885	15813	16265	16939	16195	16806	17799	18690	18808
85-89	7275	6594	5991	5951	5372	8376	8565	8934	9082	9247
90-94	2582	2569	2556	2543	2531	2518	2232	2004	2036	1830
95-99	384	383	381	379	377	375	373	371	369	367
Total	1535822	1546448	1556498	1566136	1575634	1585029	1594533	1603931	1613188	1622378

Females											
F	2011	2012	2013	2014	2015	2016	2017	2018	2019	2020	2021
0 - 4	124436	125308	126024	126516	126612	126252	125437	124175	122477	120377	117908
5 - 9	118197	118109	118535	119283	120161	121070	121924	122628	123116	123224	122904
10-14	125133	120834	118116	117090	116295	115175	115090	115507	116238	117097	117986
15-19	141845	138018	134547	130688	126720	121902	117717	115070	114072	113299	112209
20-24	150704	151113	148559	145043	141478	138095	134375	131001	127246	123386	118697
25-29	141558	144723	146072	147299	147173	146680	147084	144603	141185	137721	134433
30-34	113711	116434	122443	126723	132138	137680	140760	142076	143273	143156	142682
35-39	104765	105658	104644	107276	108284	110530	113179	119022	123184	128450	133840
40-44	104922	105507	105835	102307	102112	101721	102592	101611	104168	105150	107334
45-49	105194	102510	101818	102495	101314	101593	102156	102475	99060	98877	98503
50-54	98555	100474	102825	103358	104437	101512	98919	98252	98909	97771	98041
55-59	76383	80488	84223	88379	91047	94848	96696	98955	99466	100501	97689
60-64	62447	65922	66677	68000	70027	72901	76824	80370	84330	86869	90512
65-69	52532	51158	49882	50887	54001	58443	61662	62342	63579	65489	68214
70-74	46340	47032	49854	50906	50077	47206	45942	44872	45848	48677	52673
75-79	31553	33252	34439	35454	36938	38821	39387	41762	42591	41795	39373
80-84	20397	21043	21319	22018	22977	23057	24299	25122	25852	26889	28355
85-89	9241	9515	10065	10535	10455	11600	11880	12001	12390	12808	13034
90-94	3161	3098	3124	3114	3069	3313	3355	3540	3685	3571	4134
95-99	366	310	274	293	259	532	475	453	442	421	512
Total	1631441	1640505	1649276	1657663	1665575	1672932	1679752	1685838	1691112	1695527	1699034

Albania population projections (2001-2021)

Lower mortality (LM)-Higher fertility (HF)-Out- migration (Migr)

Population by sex and five-year age group at each 1st of January

Males										
M	2001	2002	2003	2004	2005	2006	2007	2008	2009	2010
0 - 4	141686	137599	134940	133870	132430	130933	130880	131390	132247	133240
5 - 9	157555	152975	149178	145810	142423	137402	133456	130898	129889	128523
10-14	165151	166498	164026	159956	156172	153307	148862	145180	141915	138632
15-19	143573	149179	153825	158016	160095	160556	161871	159474	155523	151854
20-24	110284	113888	119410	124280	131147	139248	144696	149213	153285	155309
25-29	102024	101812	101543	103532	104364	106770	110280	115648	120382	127050
30-34	104197	104474	103890	100425	99552	98668	98473	98225	100164	100987
35-39	110207	105794	104143	102964	101189	100729	101004	100447	97104	96268
40-44	107921	110022	111289	111374	110544	106484	102225	100635	99502	97794
45-49	86712	90316	94390	98151	101090	103971	105996	107210	107291	106492
50-54	71810	76007	76374	78298	79923	82916	86367	90247	93839	96647
55-59	62506	61016	60054	60563	63554	67751	71687	72014	73826	75372
60-64	57960	57517	59641	59980	59757	57566	56164	55318	55823	58610
65-69	43936	47033	48708	50159	50775	51367	50966	52860	53161	52930
70-74	31495	32564	33117	34042	35574	36561	39103	40440	41631	42111
75-79	16486	16704	17599	19165	20936	23547	24218	24595	25314	26454
80-84	9370	9852	10717	11080	10892	10175	10299	10951	12004	13054
85-89	3504	3338	3243	3397	3384	4413	4575	4939	5067	4879
90-94	994	989	984	979	974	969	914	888	947	943
95-99	125	124	124	123	123	122	121	121	120	120
Total	1527496	1537700	1547196	1556162	1564898	1573455	1582156	1590691	1599032	1607265

Males											
M	2011	2012	2013	2014	2015	2016	2017	2018	2019	2020	2021
0 - 4	134217	135211	136035	136614	136765	136409	135556	134217	132406	130158	127505
5 - 9	127146	127109	127625	128485	129485	130517	131492	132306	132884	133050	132748
10-14	133759	129928	127448	126476	125158	123831	123801	124308	125152	126132	127144
15-19	149082	144768	141194	138023	134838	130112	126389	123980	123038	121761	120476
20-24	155763	157053	154738	150912	147359	144678	140499	137034	133959	130872	126289
25-29	134912	140216	144618	148584	150565	151022	152287	150055	146355	142919	140327
30-34	103334	106743	111954	116554	123031	130671	135814	140086	143938	145868	146327
35-39	95422	95241	95009	96892	97696	99976	103279	108325	112781	119053	126452
40-44	97356	97625	97091	93866	93064	92253	92080	91859	93682	94463	96671
45-49	102585	98481	96950	95866	94228	93810	94064	93549	90442	89673	88894
50-54	99411	101346	102491	102563	101793	98058	94132	92668	91643	90084	89684
55-59	78218	81478	85115	88497	91141	93762	95586	96641	96700	95964	92443
60-64	62481	66072	66345	68009	69456	72114	75129	78445	81553	83984	86422
65-69	50969	49684	48995	49496	52014	55448	58578	58776	60245	61559	63969
70-74	42636	42291	43878	44129	43890	42237	41112	40624	41116	43270	46125
75-79	27305	29157	30085	30955	31273	31707	31433	32635	32821	32583	31320
80-84	14708	14992	15192	15671	16380	17023	18130	18635	19159	19318	19631
85-89	4626	4679	5051	5591	6034	6819	6849	6917	7164	7495	7870
90-94	1288	1301	1388	1407	1314	1275	1290	1427	1600	1705	1938
95-99	119	110	107	118	117	172	165	173	173	155	156
Total	1615337	1623486	1631308	1638709	1645599	1651893	1657665	1662662	1666812	1670065	1672392



Population projections results

Albania population projections (2001-2021)

Lower mortality (LM)-Higher fertility (HF)-Out-migration (Migr)

Population by sex and five-year age group at each 1st of January

Both sexes										
MF	2001	2002	2003	2004	2005	2006	2007	2008	2009	2010
0 - 4	273949	265310	259764	257587	255277	252536	252385	253320	254929	256800
5 - 9	307052	298431	290969	283525	275949	265842	257481	252129	250063	247876
10-14	324130	325892	320712	312923	305370	298927	290549	283301	276071	268713
15-19	293105	302033	308081	313548	315476	315396	317119	312088	304517	297180
20-24	230536	237004	248863	258239	270810	284746	293436	299328	304650	306533
25-29	212926	213652	212300	217064	218952	223720	230026	241567	250693	262920
30-34	215431	216320	216074	208860	207773	206465	207186	205892	210535	212391
35-39	222185	214908	212511	212037	208993	208817	209688	209464	202482	201441
40-44	213430	217586	221377	222031	222354	215152	208120	205812	205371	202436
45-49	168947	176966	185071	193310	199126	206091	210105	213762	214397	214719
50-54	139787	147791	148997	152364	156188	162283	169996	177761	185673	191255
55-59	121451	118450	115981	117545	123998	133176	140771	141904	145102	148765
60-64	112957	113348	118811	120456	119364	113784	110931	108672	110207	116306
65-69	85736	91082	94394	97204	99861	102819	103195	108215	109720	108638
70-74	64650	66961	68033	70113	73543	74215	78782	81574	83986	86280
75-79	38541	39680	41946	44774	46907	51375	53033	53827	55510	58140
80-84	23641	24737	26530	27345	27831	26370	27106	28750	30693	31862
85-89	10779	9933	9233	9348	8756	12789	13140	13873	14149	14126
90-94	3575	3558	3540	3522	3505	3487	3146	2892	2983	2773
95-99	510	507	504	502	499	497	494	492	489	487
Total	3063318	3084148	3103694	3122298	3140532	3158485	3176689	3194622	3212220	3229643

Males											
MF	2011	2012	2013	2014	2015	2016	2017	2018	2019	2020	2021
0 - 4	258652	260519	262059	263130	263377	262661	260993	258392	254883	250535	245413
5 - 9	245343	245218	246160	247768	249646	251587	253416	254933	256001	256274	255651
10-14	258892	250762	245563	243566	241453	239006	238891	239815	241390	243228	245130
15-19	290927	282786	275741	268710	261558	252014	244106	239051	237110	235060	232685
20-24	306468	308166	303297	295955	288837	282773	274874	268035	261205	254258	244986
25-29	276470	284939	290690	295883	297738	297702	299371	294658	287541	280639	274760
30-34	217045	223177	234397	243277	255169	268351	276574	282162	287211	289024	289009
35-39	200187	200899	199653	204168	205980	210507	216458	227348	235965	247504	260292
40-44	202278	203132	202926	196172	195176	193973	194672	193470	197850	199613	204006
45-49	207779	200990	198768	198362	195542	195403	196220	196024	189502	188549	187398
50-54	197965	201820	205316	205920	206230	199570	193051	190920	190553	187855	187725
55-59	154601	161966	169338	176876	182188	188610	192282	195596	196166	196465	190132
60-64	124929	131994	133022	136010	139483	145015	151953	158815	165883	170853	176934
65-69	103501	100843	98877	100383	106014	113891	120240	121119	123824	127048	132183
70-74	88977	89323	93733	95036	93967	89443	87053	85496	86963	91947	98799
75-79	58857	62409	64524	66409	68211	70528	70820	74396	75412	74378	70693
80-84	35105	36035	36512	37690	39357	40080	42429	43757	45012	46206	47986
85-89	13868	14194	15116	16126	16489	18419	18728	18918	19554	20302	20903
90-94	4449	4398	4512	4521	4382	4589	4645	4967	5285	5277	6072
95-99	485	420	381	411	376	704	640	627	615	576	668
Total	3246778	3263991	3280584	3296372	3311174	3324824	3337417	3348500	3357924	3365593	3371425

Regional Population Projections (2001-2021)

Higher mortality (HM)

Higher fertility (HF)

Internal migration

Population by sex and five-year age group at each 1st of January



Population projections results

Albania population projections (2001-2021)

Higher mortality -Higher fertility -Internal migration

Population by sex and five-year age group at each 1st of January

Females										
F	North					Centre (excluded T-D)				
	2001	2006	2011	2016	2021	2001	2006	2011	2016	2021
0-4	19836	19290	18435	17377	15488	44719	40419	41187	42081	40114
5-9	21682	17775	17286	16519	15571	51386	44080	39841	40599	41480
10-14	21283	19490	15978	15538	14849	52689	50811	43586	39395	40144
15-19	20005	19129	17518	14361	13966	49327	52093	50236	43094	38950
20-24	16402	17963	17177	15730	12896	39836	48721	51454	49619	42564
25-29	14026	14721	16122	15416	14118	36770	39328	48100	50798	48987
30-34	13009	12581	13205	14461	13828	36785	36281	38805	47461	50122
35-39	11994	11666	11282	11841	12968	36205	36285	35788	38278	46816
40-44	10341	10741	10447	10104	10604	33357	35666	35745	35256	37708
45-49	7133	9236	9594	9331	9024	25067	32772	35041	35119	34638
50-54	6293	6352	8225	8544	8310	20613	24556	32104	34326	34402
55-59	6027	5589	5641	7305	7587	19036	20137	23988	31362	33533
60-64	5454	5306	4920	4967	6431	16284	18435	19501	23231	30372
65-69	4282	4706	4578	4245	4285	12463	15455	17497	18509	22049
70-74	2981	3555	3907	3801	3524	9892	11381	14113	15978	16902
75-79	1867	2299	2742	3013	2932	6658	8393	9656	11975	13557
80-84	1674	1253	1543	1840	2022	4471	4915	6195	7128	8839
85-89	1020	1191	1028	1126	1311	2297	3349	3971	4917	5780
90-94	362	374	431	386	411	816	927	1313	1589	1962
95-99	54	49	51	58	52	122	122	138	196	237
100+	1	1	1	1	1	2	2	2	2	3
Total	185726	183268	180110	175964	170180	498795	524128	548264	570910	589158

Females										
F	South					Tirana-Durrës				
	2001	2006	2011	2016	2021	2001	2006	2011	2016	2021
0-4	39617	34840	35221	34863	31673	28091	32210	35322	38619	39474
5-9	44988	38065	33475	33841	33497	31441	31770	35608	38642	41816
10-14	51439	43361	36688	32264	32617	33568	35654	35278	38859	41834
15-19	48322	49573	41788	35357	31094	31878	37973	39577	38545	41881
20-24	36818	46523	47728	40233	34041	27196	35980	42045	43194	41554
25-29	33109	35431	44770	45930	38717	26997	30438	39781	45820	46542
30-34	35312	31844	34077	43060	44175	26128	29827	33432	43297	49313
35-39	37255	33953	30618	32765	41402	26524	28927	32444	36202	46555
40-44	36640	35774	32603	29401	31462	25171	29245	31489	34829	38724
45-49	29131	35089	34259	31222	28156	20904	27609	31685	33774	36938
50-54	23924	27816	33505	32713	29813	17147	22647	29773	33834	35771
55-59	19289	22781	26487	31904	31150	14593	18571	24177	31664	35698
60-64	19441	18209	21505	25003	30117	13818	15711	19690	25344	33088
65-69	14600	17985	16845	19895	23131	10455	14578	16359	20257	25835
70-74	11919	12996	16009	14994	17709	8363	10625	14605	16217	19890
75-79	8277	9857	10748	13240	12401	5253	7865	9898	13453	14811
80-84	5317	5955	7092	7733	9526	2809	4321	6355	7937	10690
85-89	2642	3851	4619	5512	6173	1309	2383	3649	5320	6874
90-94	938	1040	1469	1793	2146	465	622	1053	1576	2266
95-99	140	137	151	213	260	69	82	106	174	255
100+	3	2	2	2	3	1	1	1	2	3
Total	499121	505081	509660	511939	509263	352180	417042	482328	547558	609808

Albania population projections (2001-2021)

Higher mortality -Higher fertility -Internal migration

Population by sex and five-year age group at each 1st of January

Males										
M	North					Centre (excluded T-D)				
	2001	2006	2011	2016	2021	2001	2006	2011	2016	2021
0-4	21375	20770	19849	18710	16676	47532	43520	44347	45310	43192
5-9	22723	19128	18587	17763	16743	54043	46790	42840	43655	44603
10-14	22353	20404	17177	16691	15950	54929	53381	46217	42316	43120
15-19	19769	20054	18306	15410	14974	46088	54208	52680	45610	41760
20-24	15011	17693	17948	16383	13792	35858	45373	53367	51863	44902
25-29	13128	13411	15807	16035	14637	33047	35240	44590	52446	50969
30-34	12433	11717	11969	14108	14311	33343	32443	34596	43776	51488
35-39	12122	11092	10453	10678	12586	35250	32721	31838	33950	42959
40-44	10928	10809	9890	9320	9521	33913	34575	32094	31228	33300
45-49	7673	9715	9609	8792	8286	26104	33163	33810	31384	30537
50-54	6178	6769	8570	8477	7757	22540	25332	32182	32810	30456
55-59	5938	5376	5890	7458	7376	20441	21574	24247	30803	31404
60-64	5975	5048	4570	5008	6340	16861	19116	20176	22675	28807
65-69	4303	4885	4127	3736	4094	13223	15163	17190	18143	20391
70-74	2605	3294	3739	3159	2860	9658	11133	12766	14473	15276
75-79	1366	1785	2257	2563	2165	4880	7282	8394	9625	10912
80-84	1149	779	1018	1287	1461	2767	3060	4567	5264	6036
85-89	485	607	482	551	682	1036	1570	1856	2632	3173
90-94	138	139	171	142	157	294	328	482	581	811
95-99	17	16	16	20	16	37	37	41	61	73
100+	0	0	0	0	0	1	1	1	1	1
Total	185670	183491	180436	176290	170384	491846	516009	538281	558607	574171

M	South					Tirana-Durrës				
	2001	2006	2011	2016	2021	2001	2006	2011	2016	2021
0-4	42264	37513	37923	37538	34103	30515	34681	38032	41582	42502
5-9	47040	40553	35995	36388	36018	33749	34411	38288	41551	44963
10-14	52987	45291	39045	34656	35035	34882	38122	38124	41740	44935
15-19	47056	50971	43567	37560	33338	30660	39396	42147	41539	44903
20-24	35387	45156	48913	41808	36043	24028	34551	43484	45773	44601
25-29	32122	33899	43257	46855	40050	23727	26928	38074	47177	49032
30-34	33442	30739	32439	41394	44838	24979	26273	29559	41267	50519
35-39	36576	31989	29403	31030	39596	26259	27484	28593	31955	44174
40-44	37636	34969	30584	28112	29667	25444	28835	29762	30699	34130
45-49	31546	35874	33333	29152	26796	21389	27848	31100	31749	32524
50-54	25299	29840	33934	31530	27576	17793	23056	29806	32902	33291
55-59	21269	23604	27840	31660	29417	14858	18874	24201	31105	34014
60-64	20984	19388	21516	25378	28860	14140	15492	19321	24566	31425
65-69	15802	18394	16995	18860	22245	10608	14207	15321	18833	23782
70-74	11426	12969	15096	13947	15478	7806	9970	13174	14033	17050
75-79	6032	8397	9531	11094	10250	4208	6521	8274	10817	11410
80-84	3527	3687	5133	5826	6782	1927	2917	4476	5649	7322
85-89	1323	1952	2196	2914	3423	655	1240	1866	2813	3668
90-94	376	408	584	672	879	186	243	427	629	934
95-99	48	46	50	72	83	24	28	35	60	86
100+	1	1	1	1	1	1	0	0	1	1
Total	502143	505639	507334	506447	500477	347837	411077	474065	536439	595266



Population projections results

Albania population projections (2001-2021)

Higher mortality -Higher fertility -Internal migration

Population by sex and five-year age group at each 1st of January

MF	Both sexes									
	North					Centre (excluded T-D)				
	2001	2006	2011	2016	2021	2001	2006	2011	2016	2021
0-4	41211	40060	38284	36086	32165	92251	83938	85535	87392	83307
5-9	44405	36903	35873	34282	32315	105429	90870	82681	84254	86083
10-14	43636	39895	33155	32229	30800	107618	104192	89803	81711	83265
15-19	39774	39184	35824	29771	28940	95415	106301	102917	88704	80710
20-24	31413	35656	35125	32113	26687	75694	94094	104820	101482	87467
25-29	27154	28132	31929	31451	28755	69817	74568	92691	103244	99955
30-34	25442	24298	25174	28569	28140	70128	68724	73401	91237	101611
35-39	24116	22757	21735	22519	25554	71455	69006	67626	72228	89775
40-44	21269	21550	20338	19424	20126	67270	70241	67839	66484	71008
45-49	14806	18951	19203	18123	17310	51171	65935	68851	66503	65175
50-54	12471	13121	16796	17021	16066	43153	49888	64286	67136	64858
55-59	11965	10964	11531	14762	14964	39477	41711	48235	62165	64938
60-64	11429	10354	9491	9974	12771	33145	37551	39677	45906	59179
65-69	8585	9590	8705	7982	8379	25686	30618	34687	36652	42439
70-74	5586	6848	7645	6960	6384	19550	22514	26880	30451	32178
75-79	3233	4085	4999	5576	5097	11538	15675	18050	21600	24469
80-84	2823	2032	2561	3127	3483	7238	7975	10762	12392	14875
85-89	1505	1798	1510	1677	1992	3334	4919	5827	7550	8953
90-94	500	514	601	528	568	1110	1255	1795	2170	2773
95-99	72	65	67	78	69	159	159	180	256	310
100+	2	1	1	1	1	3	2	2	2	3

Total	371396	366759	360546	352254	340564	990641	1040137	1086544	1129517	1163330
-------	--------	--------	--------	--------	--------	--------	---------	---------	---------	---------

MF	South					Tirana-Durrës				
	2001	2006	2011	2016	2021	2001	2006	2011	2016	2021
0-4	81881	72353	73144	72400	65776	58606	66892	73355	80201	81976
5-9	92028	78618	69470	70229	69515	65190	66181	73896	80193	86779
10-14	104426	88652	75733	66921	67652	68450	73776	73402	80600	86769
15-19	95378	100544	85355	72917	64432	62538	77370	81724	80084	86784
20-24	72205	91679	96641	82041	70084	51224	70531	85529	88967	86154
25-29	65231	69329	88027	92785	78766	50724	57366	77855	92997	95574
30-34	68754	62583	66516	84454	89012	51107	56100	62991	84564	99832
35-39	73831	65942	60021	63795	80998	52783	56411	61037	68157	90729
40-44	74276	70743	63187	57513	61129	50615	58079	61251	65528	72853
45-49	60677	70963	67592	60375	54952	42293	55458	62785	65523	69462
50-54	49223	57656	67439	64243	57389	34940	45703	59578	66736	69062
55-59	40558	46385	54327	63564	60567	29451	37445	48378	62769	69712
60-64	40425	37597	43021	50381	58977	27958	31204	39011	49910	64513
65-69	30402	36379	33840	38755	45377	21063	28786	31680	39089	49617
70-74	23345	25964	31105	28942	33187	16169	20596	27779	30250	36939
75-79	14309	18254	20279	24334	22651	9461	14386	18172	24270	26220
80-84	8844	9643	12226	13559	16308	4736	7238	10832	13586	18011
85-89	3966	5803	6815	8427	9597	1964	3623	5515	8133	10542
90-94	1314	1447	2052	2465	3025	651	865	1480	2205	3200
95-99	188	183	201	285	343	93	109	141	234	340
100+	4	2	2	3	4	2	1	2	2	3

Total	1001264	1010720	1016994	1018386	1009740	700017	828120	956393	1083997	1205074
-------	---------	---------	---------	---------	---------	--------	--------	--------	---------	---------

CIP Katalogimi në botim BK Tiranë

Instituti i Statistikës
Population projection for Albania:2001-2021=
Projeksionet e popullsisë për Shqipërinë: 2001-2021/
Instituti i Statistisë. – Tiranë : INSTAT, 2004.
113f.;21x29.7cm.
ISBN 99927-973-8-X

314.(496.5) "2001/2021"(083.41)
311.314(496.5)"2001/2021"