

GALLUP®

# Global Law and Order

2023

## **COPYRIGHT STANDARDS**

This document contains proprietary research, copyrighted and trademarked materials of Gallup, Inc. Accordingly, international and domestic laws and penalties guaranteeing patent, copyright, trademark and trade secret protection safeguard the ideas, concepts and recommendations related within this document.

The materials contained in this document and/or the document itself may be downloaded and/or copied provided that all copies retain the copyright, trademark and any other proprietary notices contained on the materials and/or document. No changes may be made to this document without the express written permission of Gallup, Inc.

Any reference whatsoever to this document, in whole or in part, on any webpage must provide a link back to the original document in its entirety. Except as expressly provided herein, the transmission of this material shall not be construed to grant a license of any type under any patents, copyright or trademarks owned or controlled by Gallup, Inc.

Gallup® is a trademark of Gallup, Inc. All rights reserved. All other trademarks and copyrights are property of their respective owners.

## **Sustainable Development Goal 16: Promote peaceful and inclusive societies for sustainable development, provide access to justice for all, and build effective, accountable and inclusive institutions at all levels.**

The United Nations' most recent progress report on its Sustainable Development Goals for 2030 warned that "structural injustices, inequalities and emerging human rights challenges are putting peaceful and inclusive societies further out of reach" and issued a call to action to "restore trust and to strengthen the capacity of institutions to secure justice for all ..."

Gallup's latest global update on people's perceptions of their own security and trust in the rule of law in 2022 provides a sense of where the world stands today and where its biggest obstacles are in each of these regards.

The results overall show these two measures remained mostly stable between 2021 and 2022. One security metric — the proportion of people who feel safe walking alone around the area where they live (one of the indicators of UN's Goal 16) — showed no improvement, while people's confidence in the police rose two percentage points. Both percentages remain higher than at almost all points since 2006.

Gallup's Law and Order Index uses four questions to gauge people's sense of personal security and their own experiences with crime and law enforcement.

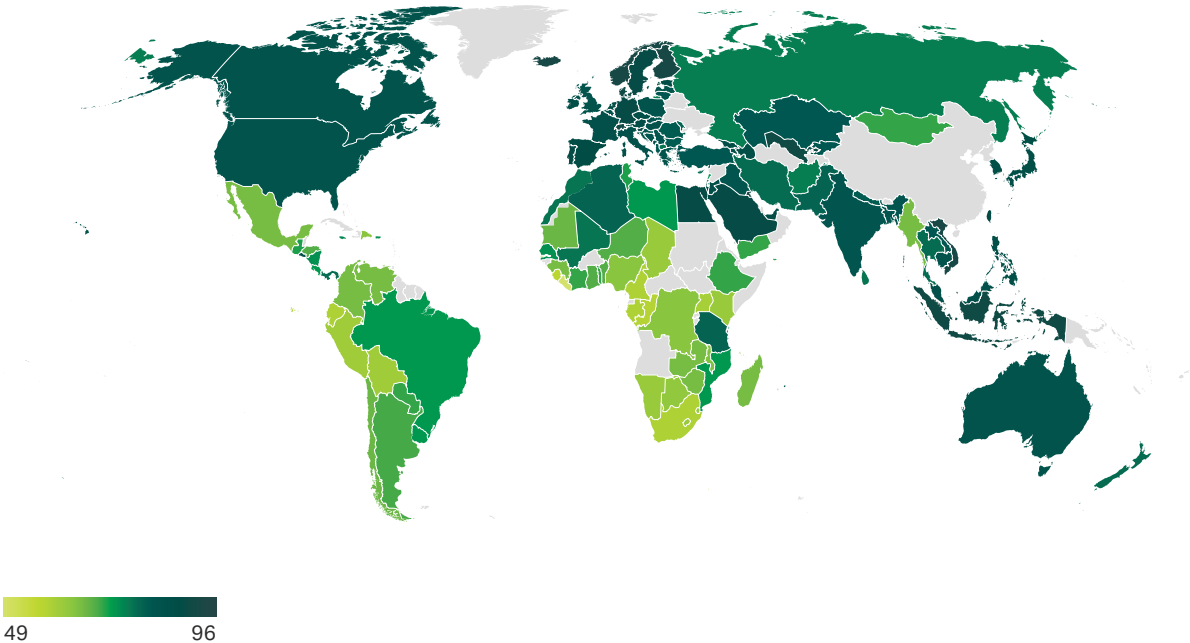
### **Law and Order Index**

- In the city or area where you live, do you have confidence in the local police force?
- Do you feel safe walking alone at night in the city or area where you live?
- Within the last 12 months, have you had money or property stolen from you or another household member?
- Within the past 12 months, have you been assaulted or mugged?

The 2023 Global Law and Order report presents the results from Gallup's latest measurements of people's answers to these questions, based on interviews with over 146,000 adults in more than 140 countries and areas in 2022.

Law and Order Index

WORLDWIDE 2022



### Countries/Areas With Highest Law and Order Index Scores

COUNTRY / AREA	LAW AND ORDER INDEX
Tajikistan	96
Finland	92
Iceland	92
Kuwait	92
Luxembourg	92
Norway	92
Vietnam	92
Switzerland	91
Denmark	90
Indonesia	90
Kosovo	90
Slovenia	90
Uzbekistan	90

### Countries/Areas With Lowest Law and Order Index Scores

COUNTRY / AREA	LAW AND ORDER INDEX
Bolivia	61
Peru	61
Uganda	60
Cameroon	59
Ecuador	59
Gabon	59
South Africa	59
The Republic of the Congo	58
Sierra Leone	57
The Gambia	56
Liberia	49

Based on Gallup surveys in 2022

# Most of the World Remains Confident in Police, Feels Secure

## Little progress in 2022

Roughly seven in 10 people worldwide said in 2022 that they feel safe walking alone at night where they live (71%) and have confidence in their local police (72%). About one in eight (12%) said they had property stolen from them or another household member in the past year, and one in 16 (6%) said they were assaulted or mugged.

None of these figures changed much between 2021 and 2022. The percentage of people who said they feel safe walking alone at night remained unchanged from the previous year and the percentage who were assaulted or mugged didn't waver for a fifth consecutive year. Meanwhile, the percentage of people in 2022 who said they had property stolen rose one point from 11% in 2021.

Only people's faith in their local police showed some promise. After stalling in 2021, people's confidence in their local police started to rise again — increasing two points to reach a numerical high in the 17 years that Gallup has been asking this question.





Gallup compiles the “positive” responses to these four questions into a Law and Order Index score for each country. The higher the score, the higher the proportion of the population that reports feeling safe. The index score for the world in 2022 was 83 out of a possible 100 — unchanged from 2021 and essentially no different from scores since 2017.

Scores at the country level in 2022 ranged from a high of 96 in Tajikistan to a low of 49 in Liberia. While neither Tajikistan nor Liberia have been first or last on the index in the past — Singapore and Afghanistan have typically occupied these two spots — they are frequently among the highest- and lowest-scoring countries from year to year.

Liberia’s low score on the index in 2022 is mostly attributable to the high percentage of residents who have been victims of crime and their lack of faith in the police. A majority of Liberians (53%) said they or other household members had money or property stolen in the past year, which was one of the highest rates in the world, along with Sierra Leone (52%). Also, less than half of Liberians (45%) expressed confidence in their local police.

Tajikistan, the current leader, trailed only Singapore on the index in 2021. Prior to 2022, Singapore had scored the highest on the index nearly every year except 2020. However, Singapore did not receive a score on the index in 2022 because only one of the four index questions was asked.

In Afghanistan’s case, the country’s index score skyrocketed from 51 in 2021 to 76 in 2022, as Afghans’ reports of assault and theft continued to plummet while a record percentage of residents — bolstered by a solid majority of men — reported feeling safe walking alone at night. Previously, Afghanistan had scored the lowest on the index in 2018, 2019 and 2021.

# Sub-Saharan Africa, Latin America Still Face Biggest Security Obstacles

## Latin America, post-Soviet Eurasia continue to improve

For years, people in Latin America and the Caribbean and sub-Saharan Africa have been the least likely among all global regions to feel secure in their communities. This remains true today. However, the two regions are on opposite trajectories.

After scoring higher than Latin America and the Caribbean from 2017 to 2019, sub-Saharan Africa has trailed that region on Gallup's Law and Order Index for the past three consecutive years. As scores in Latin America and the Caribbean improved in 2022 and the score for sub-Saharan Africa stayed the same, the gap between them has only widened.





## Law and Order Index by Region

Region	2017	2018	2019	2020	2021	2022	Change from 2021 to 2022
East Asia	87	90	92	92	94	94	±0
Western Europe	85	86	86	87	85	86	+1
U.S. and Canada	85	83	85	87	84	83	-1
Southeast Asia	86	85	85	83	86	86	±0
Eastern Europe	81	81	81	82	81	83	+2
Middle East and North Africa	80	81	81	81	82	81	-1
South Asia	83	80	79	81	80	81	+1
Post-Soviet Eurasia	74	76	77	77	78	82	+4
Latin America and the Caribbean	62	63	66	66	67	69	+2
Sub-Saharan Africa	68	67	67	65	66	66	±0

In most regions, the 2022 scores on the Law and Order Index were relatively within the range of where they have been for the past few years. However, scores in post-Soviet Eurasia and Latin America and the Caribbean continued their positive trajectories.

In Latin America and the Caribbean, small year-over-year improvements in highly populated countries such as Mexico, Brazil and Argentina (all up two points) and large increases in countries such as Venezuela (up 11 points) helped nudge the region's overall score higher in 2022.

The higher score in post-Soviet Eurasia — even as two countries in the region, Russia and Ukraine, are at war — is mostly attributable to at least one-point increases in scores in most countries, except Russia and Moldova, where scores slipped one point and stayed the same, respectively. A score for Ukraine is not available.

Notably, the score for the U.S. and Canada — which suffered one of the biggest regional declines in 2021 — did not change statistically in 2022, but the countries continued to head in the wrong direction. Perceptions of safety declined most in Canada, where the index score dropped four points in 2022 to a new low of 83 — matching the score for the U.S., which remained stagnant from the previous year.

Although most Canadians continue to trust their local police (78%) and feel safe walking alone at night (74%), both measures dropped to new lows in 2022. The public's faith has eroded as violent crime keeps rising in Canada, where the murder rate in 2022 was the highest in 30 years.

# Basotho Least Likely in the World to Feel Safe Walking Alone at Night

## **Afghans no longer the least safe**

While Afghans have consistently felt the least safe of any population around the world for years, residents of the small Southern African country of Lesotho displaced them in 2022. Fewer than three in 10 (29%) Basotho said they felt safe walking alone at night in their area, reflecting the country's severe problems with violent crime. Lesotho has one of the highest homicide rates in the world. In mid-2023, the country instituted a nationwide nighttime curfew to curb violent crime.

Except for Myanmar, the countries in which residents are least likely to say they feel safe walking alone at night are exclusively a mix of countries in Latin America and the Caribbean and sub-Saharan Africa — which tends to be the case each year. Ecuador and South Africa are the only countries that were also on the list in 2021.

Notably missing from the least safe list is Afghanistan, where a record-high 52% of residents in 2022 said they felt safe walking alone at night where they live. Most of the increase was attributable to more men feeling safe (65%) — while 39% of women said the same.



### Countries/Areas Where People Feel Safest Walking Alone

COUNTRY / AREA	% FEEL SAFE
Kuwait	96
Singapore	95
Tajikistan	93
Norway	91
United Arab Emirates	91
Saudi Arabia	90
Slovenia	90
Luxembourg	89
Finland	88
Hong Kong, S.A.R. of China	88

### Countries/Areas Where People Feel Least Safe Walking Alone

COUNTRY / AREA	% FEEL SAFE
The Gambia	38
South Africa	37
Zimbabwe	37
Botswana	36
Chile	36
Ecuador	35
Eswatini	34
Liberia	32
Myanmar	31
Lesotho	29

In most economically developed countries and territories with strong rule of law, high majorities of residents say they feel safe walking alone in their areas at night. The same is true in countries where populations are under tighter state control. For example, these feelings were nearly universal in 2022 in countries such as Kuwait (96%), Singapore (95%), Tajikistan (93%), United Arab Emirates (91%) and Saudi Arabia (90%).

In 2022, the U.S. again was only slightly above the global average of 71%, with 73% of residents saying they felt safe walking alone at night — the same as the previous year.

# Confidence in the Local Police

## No large losses overall, major gains in South Asia

Just over seven in 10 adults worldwide (72%) said in 2022 that they have confidence in their local police. The results vary significantly by region, from a low of 52% in Latin America and the Caribbean to a high of 84% in Southeast Asia.



## Percentage Confident in Police by Region

Region	2019	2020	2021	2022	Change from 2021 to 2022
Southeast Asia	81	78	82	84	+2
Western Europe	83	82	80	82	+2
Northern America	80	82	75	76	+1
South Asia	73	77	74	80	+6
East Asia	71	73	73	72	-1
Middle East and North Africa	71	72	69	69	±0
Eastern Europe	71	66	66	69	+3
Sub-Saharan Africa	60	56	59	60	+1
Post-Soviet Eurasia	53	56	56	59	+3
Latin America and the Caribbean	49	49	51	52	+1

The relatively low average on this measure in Latin America and the Caribbean is not surprising given the region's poor performance on all of the Law and Order Index component metrics in 2022 and in previous years. The 52% in the region who were confident in 2022 is on par with the previous year.

Confidence in local police did not decline measurably in any region of the world in 2022, but several regions experienced sizable upticks. South Asia was home to the largest gains in confidence in 2022 — rising six points from 74% to 80% — although it did not lead the world on this measure.

The improvements in South Asia largely reflect rising confidence in India, where trust in the local police increased from 75% in 2021 to 81% in 2022 amid calls for reform. Prime Minister Narendra Modi recently called for police forces to be more sensitive and trained in developing technology.

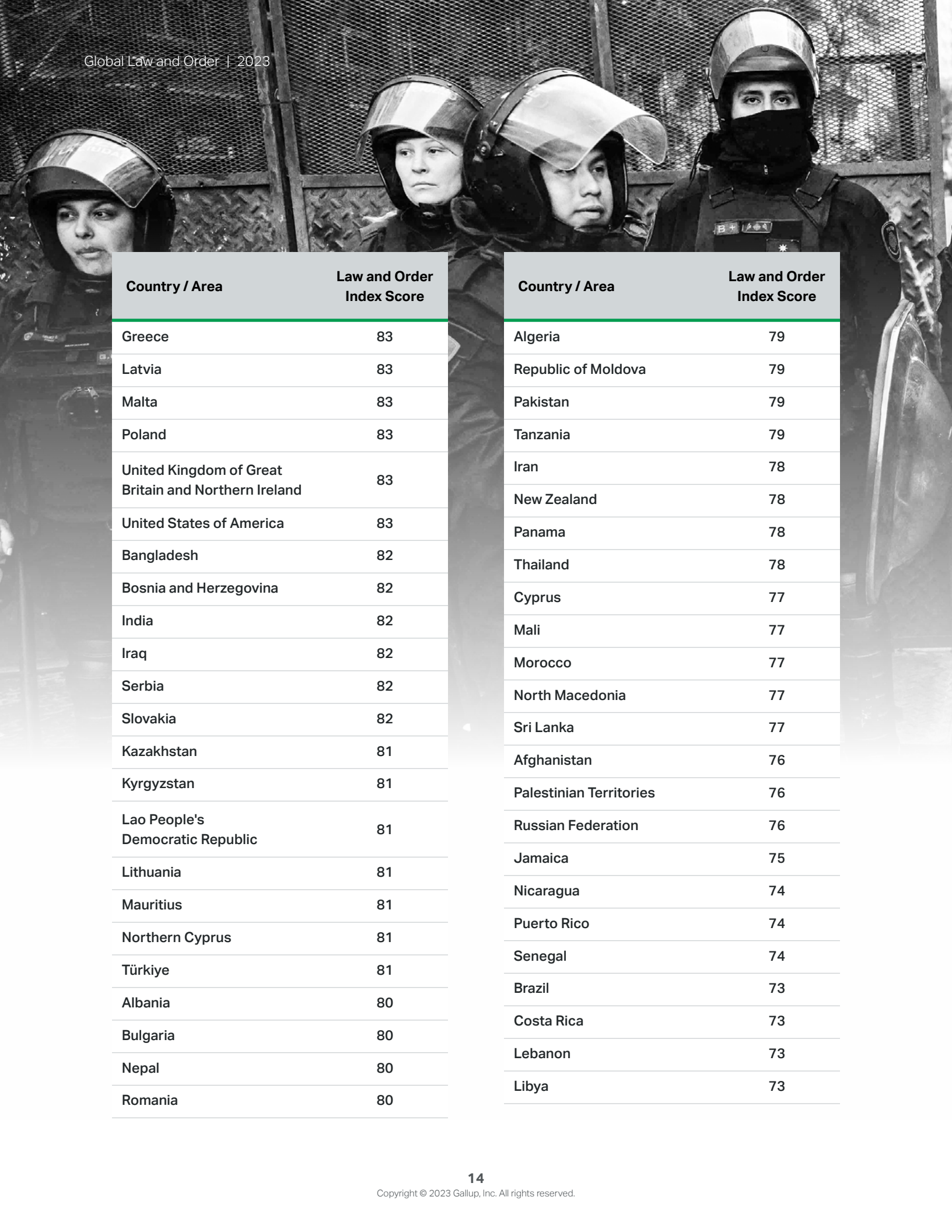
72%  
of adults have confidence  
in their local police.



## Law and Order Index Scores for 2022

Country / Area	Law and Order Index Score
Tajikistan	96
Finland	92
Iceland	92
Kuwait	92
Luxembourg	92
Norway	92
Vietnam	92
Switzerland	91
Denmark	90
Indonesia	90
Kosovo	90
Slovenia	90
Uzbekistan	90
Egypt	89
Germany	89
Portugal	89
Saudi Arabia	89
Sweden	89
Taiwan, Province of China	89
Estonia	88
Spain	88
Austria	87
Georgia	87

Country / Area	Law and Order Index Score
Hong Kong, S.A.R. of China	87
Netherlands	87
United Arab Emirates	87
Azerbaijan	86
Czech Republic	86
Ireland	86
Israel	86
Japan	86
Montenegro	86
Philippines	86
South Korea	86
France	85
Jordan	85
Malaysia	85
Armenia	84
Belgium	84
El Salvador	84
Hungary	84
Italy	84
Australia	83
Cambodia	83
Canada	83
Croatia	83



Country / Area	Law and Order Index Score
Greece	83
Latvia	83
Malta	83
Poland	83
United Kingdom of Great Britain and Northern Ireland	83
United States of America	83
Bangladesh	82
Bosnia and Herzegovina	82
India	82
Iraq	82
Serbia	82
Slovakia	82
Kazakhstan	81
Kyrgyzstan	81
Lao People's Democratic Republic	81
Lithuania	81
Mauritius	81
Northern Cyprus	81
Türkiye	81
Albania	80
Bulgaria	80
Nepal	80
Romania	80

Country / Area	Law and Order Index Score
Algeria	79
Republic of Moldova	79
Pakistan	79
Tanzania	79
Iran	78
New Zealand	78
Panama	78
Thailand	78
Cyprus	77
Mali	77
Morocco	77
North Macedonia	77
Sri Lanka	77
Afghanistan	76
Palestinian Territories	76
Russian Federation	76
Jamaica	75
Nicaragua	74
Puerto Rico	74
Senegal	74
Brazil	73
Costa Rica	73
Lebanon	73
Libya	73



Country / Area	Law and Order Index Score
Mozambique	73
Uruguay	73
Guatemala	72
Tunisia	72
Côte d'Ivoire	71
Ethiopia	71
Mongolia	71
Paraguay	71
Togo	71
Yemen	71
Argentina	70
Benin	69
Ghana	69
Honduras	69
Niger	69
Chile	67
Mauritania	67
Colombia	66
The Comoros	66
Guinea	66
Madagascar	66
Mexico	66
Myanmar	66
Venezuela	66

Country / Area	Law and Order Index Score
Zambia	66
Zimbabwe	66
Malawi	65
The Democratic Republic of the Congo	64
The Dominican Republic	64
Nigeria	64
Botswana	63
Chad	62
Eswatini	62
Kenya	62
Lesotho	62
Namibia	62
Bolivia	61
Peru	61
Uganda	60
Cameroon	59
Ecuador	59
Gabon	59
South Africa	59
The Republic of the Congo	58
Sierra Leone	57
The Gambia	56
Liberia	49

# Methodology

Results are based on nationally representative, probability-based samples among the adult populations, aged 15 and older, in 141 countries and territories throughout 2022.

The 2022 results are based on telephone or face-to-face surveys of approximately 1,000 or more respondents. The global estimate includes 2021 data from China.

For results based on the total sample of national adults, the margin of sampling error ranges from  $\pm 2.0$  to  $\pm 5.5$  percentage points at the 95% confidence level.

The margin of error reflects the influence of data weighting. In addition to sampling error, question wording and practical difficulties in conducting surveys can introduce error or bias into the findings of public opinion polls.

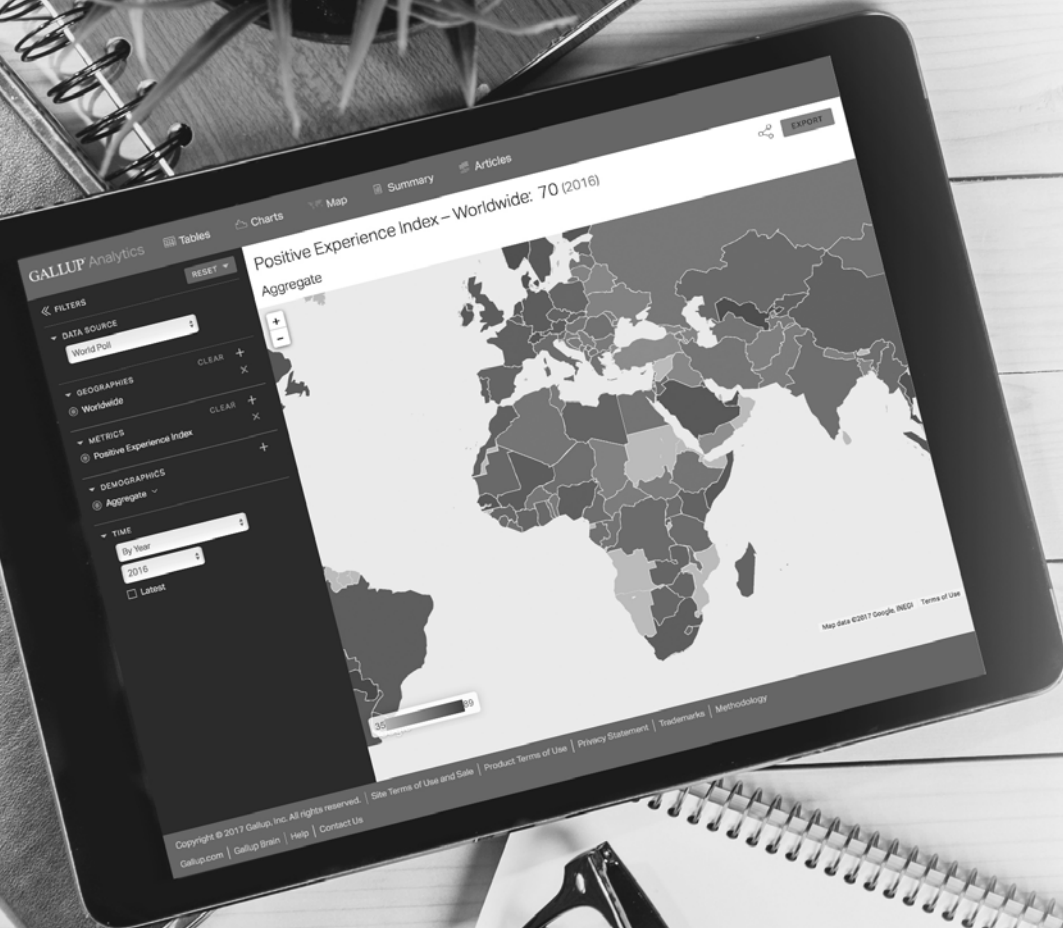


GALLUP® Analytics

Analyze  
the world in  
one click.

Learn more!

For more information about  
Gallup Analytics, email  
[gallupanalytics@gallup.com](mailto:gallupanalytics@gallup.com).



**GALLUP®**

**World Headquarters**

The Gallup Building  
901 F Street, NW  
Washington, D.C. 20004

**t** +1.877.242.5587

**f** +1.888.500.8282

**[www.gallup.com](http://www.gallup.com)**