

ACOLYTE HANDBOOK



CHRIST CHURCH CATHEDRAL

HARTFORD, CONNECTICUT

©2015

TABLE OF CONTENTS

Liturgy and Worship	3
The Acolyte's Role in Worship	4
The Ins and Outs	5
Basic Instructions for Acolytes	6-8
Basic Movements	9
Lighting and Extinguishing Candles	10-11
Seating Chart	12
Instructions for:	
First Crucifer	13
Second Crucifier	13
First Torch	13
Second Torch	14
Banner	14
Boat	14
Thurifer	14
The Church Year	15
Care and Handling of Liturgical Objects	16
Cathedral Services	17
Acolytes FAQs	18
Glossary of Terms	19-28
Sources Consulted	29

LITURGY AND WORSHIP

Christ Church Cathedral (Episcopal) is a liturgical church, which means that we share in a tradition of worship that goes back to the early days of Christianity. The term “liturgy” comes from a Greek word meaning “the work of people.” We take so much care for the liturgy not because we want it to be pretty or have a fixation about it, but because it is the lived-out expression of what we believe, offered to the praise and glory of God. And you, as an acolyte, play a very important role in carrying out the liturgy.



Baptismal Fountain North Aisle

THE ACOLYTE'S ROLE IN WORSHIP

For as long as people have been worshipping in churches, there have been acolytes who prepared these sacred spaces and assisted the clergy before, during and after the services. The word acolyte comes from the Greek word for follower – *akolouthos*. It used to be that only boys and young men could be acolytes. Today, being an acolyte is open to all – men and women – young and old. Acolytes wear special clothing to distinguish their role in the service.

Being an acolyte at a cathedral is different than serving at a parish church. As an acolyte you are part of the worship team – the clergy, choir and musicians, vergers, lay Eucharistic ministers, lectors/readers and intercessors – who together with the entire congregation join in worshipping God. More is expected of the Cathedral acolytes. The services are more complicated and elaborate. Often the bishop of the diocese will be in attendance. People who worship at a cathedral expect ritual in the services.. The cathedral looks to its acolytes to help provide this.

With your role comes responsibility. You participate in and help lead worship, without behaving in a way that calls attention to you. Such actions distract others from their worship and their time with God. Mistakes can happen. Even a celebrant can make one. Your job is to act as though this was supposed to happen and not draw attention to it. Then most people will not even notice it.

Acolytes are expected to:

- Be on time, neat and ready to serve.
- Get the cathedral ready for worship (lighting candles, etc.).
- Serve quietly and not talk among themselves during the liturgy.
- Concentrate on their tasks.
- Handle all liturgical and communion pieces such as alms basin, gospel book in a reverential manner.
- Understand the different parts of the service and know what happens during each.
- Help lead the congregation in worship by joining in prayers; singing and standing at the appropriate times.



THE INs and OUTs

Order Of Procession	Order of Recession
Thurifer/Boat**	Thurifer/Boat**
Torch Bearer + 1st Crucifer + Torch Bearer	Torch Bearer + 1st Crucifer + Torch Bearer
Choir	Choir
Torch Bearer + 2 nd Crucifer + Torch Bearer**	Torch Bearer + 2 nd Crucifer + Torch Bearer**
Chalice Bearer(s)	Chalice Bearer(s)
Gospel Book Bearer	Gospel Book Bearer
Deacon	Deacon
Associate/or Visiting Clergy**	Associate/or Visiting Clergy**
Canons**	Canons**
Verger	Verger
Priest in Charge + Vicar	Priest in Charge + Vicar
Bishop Suffragan**	Bishop Suffragan**
Bishop's Chaplain**	Bishop's Chaplain**
Bishop Diocesan**	Bishop Diocesan**

** When Present

INSTRUCTIONS FOR ACOLYTES

Commitment

By becoming an acolyte, you understand and agree that you are expected to perform the duties of your office and assignments faithfully, reverently and seriously, as a personal commitment of your time and talent in the service of the Lord. You are to be: willing, sincere, prompt, regular in attendance, alert to your duties, and reverent in worship.

You are expected to:

- ❖ Be at each service you are assigned, or
- ❖ Notify the Acolyte Coordinator and/or the Associate for Parish Life as soon as you know of your absence.

The Acolyte Coordinator is Dawn Ingram <archivist @cccathedral.org> and the Associate for Parish Life is Peggy Ornell <peggy.ornell@cccathedral.org>.

Conduct

As an acolyte, you are a minister of the Eucharist or service in which you are serving. You are expected to participate in the liturgy by responding to the prayers, reciting the Nicene Creed and Lord's Prayer, and singing the hymns. You should avoid talking, whispering, and unnecessary movements, such as swinging your cincture (rope belt). Other worshipers can see you, and inappropriate movements are a distraction.

Appearance

Keep your vestments clean and orderly by hanging them up after each use in the correct order –tallest to shortest. If vestments are stained or dirty, bring them to the attention of the Acolyte Coordinator.

- ❖ DO wear CLEAN shoes weekly
- ❖ DO NOT wear sneakers for major feasts or diocesan events.
- ❖ DO NOT wear, flip-flops for safety sake
- ❖ GIRLS should choose their shoes carefully
VERY high heels are not practical – ballet type flats are a better choice.

Punctuality

Be on time. That means - be in the Choir Room and vested 20 minutes before the service to receive your assignment from the Head Acolyte or Coordinator.

IF YOU ARE LATE, you will either sit in the pews with your family or be instructed as to how to unobtrusively join the acolytes in the chancel.

The Head Acolyte

The Head Acolyte is appointed by the Vicar in consultation with the Acolyte Coordinator and Associate for Parish Life. The Head Acolyte provides leadership for all acolytes and “on the job” training when necessary.

Our head acolyte is Courtney Hanson.

Among their duties are:

- ❖ Attend meetings with the Acolyte Coordinator, Associate for Parish Life and Cathedral Clergy, to discuss changes in the schedule, plan for special services and address changes in acolyte responsibilities.
- ❖ Know before the Sunday service who will be attending and who will be absent
- ❖ On Sunday morning before the service the Acolyte Coordinator or Associate for Parish Life will determine who will take each of the acolyte positions for the service.
- ❖ The Head Acolyte will make sure each acolyte is familiar with his/her responsibilities for that service and see that the order of the procession is followed.
- ❖ Assist the newest acolytes with alb selection and cincture tying.
- ❖ Help ensure the acolytes are participating in the service.
- ❖ Be ready to step in to help in any way necessary.

The Head Acolyte is looked to by the clergy, acolyte coordinator and vergers to assist in any way needed to ensure the liturgy proceeds smoothly, reverently and with dignity. They are willing to step in to assist as needed when called upon and are expected to be alert and observant to any aspect of the liturgy that needs the attention of the clergy or vergers.

Vergers

The vergers serve both the clergy and the acolytes in a number of ways to help the worship service move smoothly and to help the acolytes grow in their ability to support the worship. The clergy, and particularly the Vicar, are responsible for conducting the worship service as outlined in the Book of Common Prayer. The verger supports them by making sure the service moves as the clergy direct.

Before each service vergers make sure that everything is prepared and in its place – from the lectionary readings to the elements on the credence table. They make sure that all assigned liturgical ministers are present, and make last minute adjustments for absences. During the service, the verger organizes and directs the movements of processional, gospel procession, and recessional, and assists the clergy and Eucharistic ministers in the administration of communion.

Our Cathedral vergers are: Marcia Barnett, Peggy Ornell and John Scott who also serves as sacristan.

Vesting

You will vest in the Choir Room. Acolytes who serve regularly will be assigned a “locker” where their alb, cincture and acolyte cross will be hung. “Occasional acolytes” will use the large closet next to the door where a variety of albs and cinctures are kept.

Alb

The alb that acolytes wear comes down to us from the simple clothing of religious orders. Wearing an alb takes the attention off of us and on to the worship of God.

Make sure your alb is clean, looks neat, and comes down to about an inch above the top of your shoe. Be sure you choose one that fits you. During this time of your life you are growing rapidly, and may need to change sizes during the year.

Cincture

The cinctures (rope belts) come in different sizes. When your cincture is on it should come to about six inches above the bottom of the alb.

THE CINCTURES ARE NOT TOYS. DO NOT TWIRL OR OTHERWISE PLAY WITH YOUR CINCTURE.

Gloves

Gloves are kept in the Sacristy. They are used for the Gospel Book and certain ceremonial silver. You will be instructed if you need to wear them.

Cross

When serving, you should wear the enamel acolyte cross you were given when you became a member of the Acolyte Team.



BASIC MOVEMENTS

General

An acolyte should keep in mind that the attention of the congregation is on the liturgy, and should not be drawn to those ministering. Therefore, always move discretely and quietly – and above all with reverence.

Posture

When standing – stand up straight, and if you are carrying a torch or cross, make sure that it is straight.

When kneeling occurs, because there is no provision for kneelers for acolytes, lean forward in your chair and follow directions for a solemn bow.

When bowing – there are two types of bows.

- ❖ The solemn bow is used when reverencing the altar without anything in your hands. It is from the waist, inclining the head and shoulders forward.
- ❖ The simple bow is a bow of the head only, and is used at the name of Jesus.
- ❖ **The Crucifer (one holding the processional cross) NEVER BOWS.**

When sitting – sit up straight in your chair with knees together.

When holding a book – hold it with both hands and keep it in front of you.

When holding communion or liturgical pieces, treat them reverently, DO NOT play with them.

During the Service

Acolytes are participants in all of the service, not just those parts when they are moving. Therefore, it is expected that acolytes will participate in the prayers, the hymns, the Creed and the responses just as all other members of the congregation do.

Watch for signals from the Associate for Parish Life or the Vicar if they need you to do something else during the service.



LIGHTING AND EXTINGUISHING CANDLES

There is a traditional manner for lighting and extinguishing the candles that all acolytes should know and follow. Candles remind us that Jesus is the Light of the World. There will always be at least two candles on or beside the altar.

As you face the altar from the nave, the RIGHT side is known as the EPISTLE side and the LEFT as the GOSPEL side. There are some basic rules to know when lighting and extinguishing candles:

- ❖ Candles are lit starting from the cross and going out to symbolize that the light of Jesus shines out from the cross; they are extinguished in reverse.
- ❖ A paschal candle is used during the 50 days of Easter and at baptisms and funerals. It is placed on left side below steps and near pulpit and is lit before the start of the service (usually by a priest or member of the altar guild who has arrived early) and is not extinguished at the end of the service. If a paschal candle is present and not lighted by the time you are vested, ask the Head Acolyte whether you should light it.
- ❖ Advent wreath candles are lighted by vergers or people designated by the Celebrant. The number of wreath candles lighted corresponds to the week of Advent. A rose-colored candle represents the third Sunday of Advent.
- ❖ Use caution when carrying a candle lighter near the altar so that wax or soot does not drop onto the linen.

Lighting Candles

Candles can be lighted by an individual torchbearer or pair of torchbearers. The procedures listed below are for one acolyte working alone. If two are doing the job, their actions mirror each other and both the Gospel and Epistle side are lighted together. When working with a partner, do not move to the next candle until your partner has finished lighting his/her candle. If your partner is having trouble lighting a candle, please assist.

Use the following procedures when lighting candles:

1. Go to the Sacristy and get a candle lighter – wood handle with two ends: bell and taper. Check that the taper in your candle lighter is long enough to do the job. The white taper is visible in the space above the knob used to slide it up and down. If your taper is too short, ask the verger or sacristan to replace it.
2. Look to see whether there is a Paschal candle.
3. Walk around the Gospel side of the chancel to the end of the aisle in front of the sanctuary. Reverence the altar (by bowing) and proceed to the Epistle candle(s).

To help you remember which candle to light first, remember that “light” and “right” rhyme and so you “light the right.” If there is more than one candle on each side of the altar, light the innermost candle first and proceed outward.

4. To light a candle, hold the flame from your candle lighter at the top of the candle; tip up the back end of your candle lighter to place the flame near the wick. Hold the flame in place for a few seconds, and then check whether the candle is lighted. If you cannot see the top, look for a glow under the brass bell at the top of the candle. If you are working in a team, ask your partner to check. If you still cannot tell, walk back to the front of the sanctuary and look.

5. After lighting the Epistle side candle, cross the altar and light the Gospel side candle(s). Reverence the altar when you cross the middle in front of the cross.

6. If there are candles on the shelf behind the altar, light them next. As on the altar, light the Epistle side first.

7. Then light the candles in the Nativity Chapel. Also light the candles on either side of the candle stand outside of the Chapel.

8. After lighting the last candle, pull the taper in with its slide to extinguish the flame, then immediately push it back out about 1/2 inch to make sure the wax on the taper doesn't melt inside the tube. Replace the candle lighter in the rack in the Sacristy.

Processional torches are lit outside the Choir Room using a match or butane lighter. On special occasions, candles will be placed in special pew holders in the center aisle. You will receive additional instructions as to their lighting on those days.

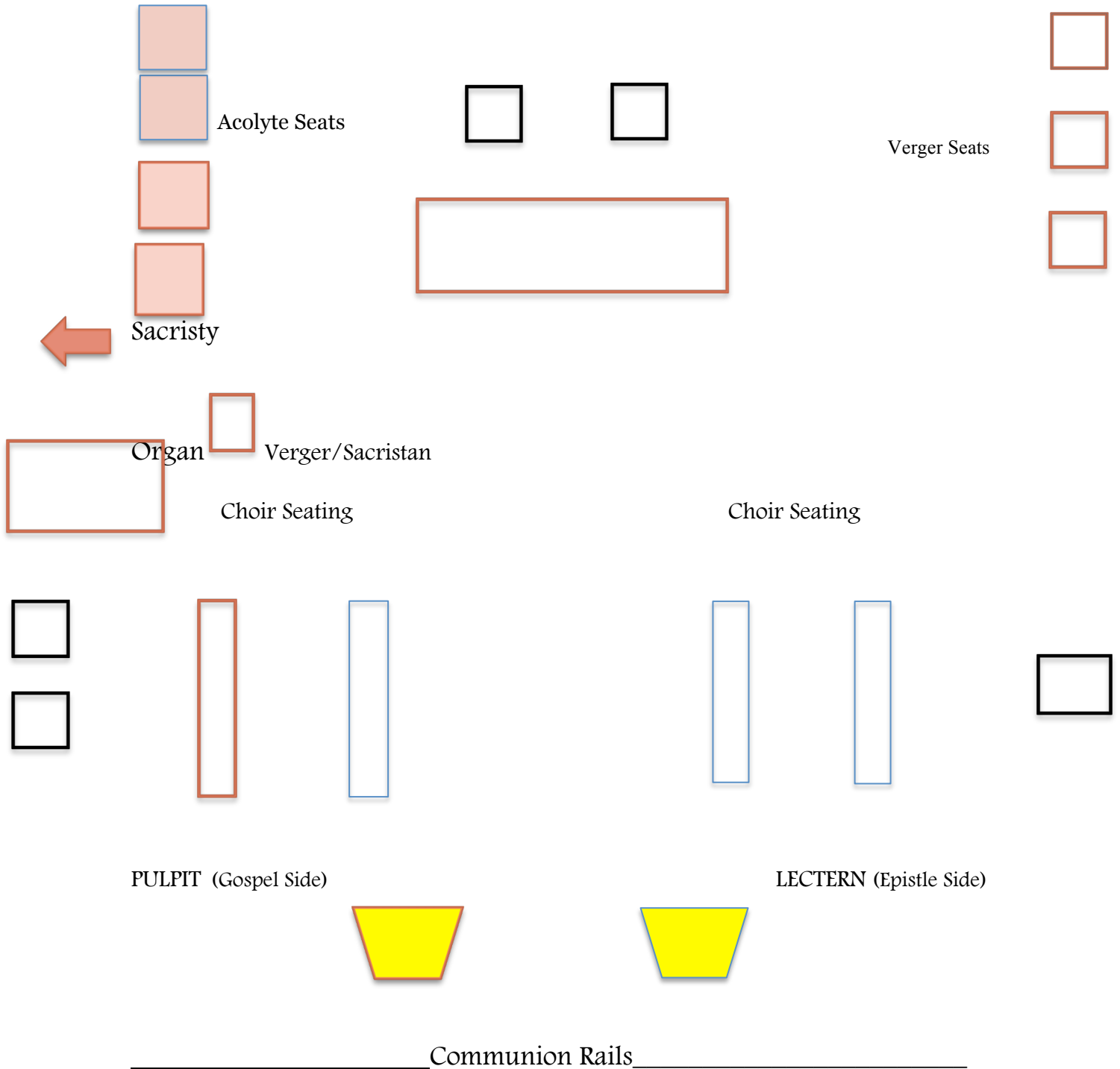
Extinguishing Candles

Candles are extinguished in the reverse order as they are lighted.

The Gospel side first, and from the outermost in. Altar candles are extinguished last, unless there is an Advent wreath, which is put out last.

Use the bell-shaped snuffer on the end of the candle lighter to extinguish a candle. Do not push the snuffer down on top of the candle or you will ruin the wick or cause wax to splash on the linen coverings.

Hold the bell down over the top of the candle until you see smoke escaping, which tells you the candle has gone out.



CHANCEL SEATING CHART

INSTRUCTIONS FOR ACOLYTE POSITIONS

Crucifers

The primary function of the crucifer is to carry the processional cross at the entrance, during the processional, at the gospel procession, and at the recessional.

❖ **First Crucifer**

The best way to hold the cross is with two hands in the middle of the pole and raised slightly from the ground. Relax your elbows. The figure Christ is always facing out.

The crucifer leads the procession except when incense is used. Then the crucifer follows at least **SIX** feet behind the Thurifer. Once the altar is reached the cross goes into its holder.

The crucifer NEVER bows or genuflects. People in the pews will bow to the cross during the processions. You DO NOT return the bow.

Be careful of steps and watch the top of the cross so it does not scrape the ceiling or catch on any low hanging decorations.

Always carry the cross straight. Practice by standing sideways in front of a mirror and check your posture.

❖ **Second Crucifier**

Follows the instructions for the first crucifer but steps off later in the procession after the Deacon and Assisting Clergy.

First Torch Bearer

As a torchbearer you will be carrying a lighted candle and need to exercise caution. The torch is taken from the torch rack on the left side as you enter the Choir Room. There are two torches of each design and the first and second torch bearers should use a matching set. The torch is lit in the hallway outside the choir room.

Hold the torch straight out in front of you without it tilting forward or backwards. Check your position in a mirror by standing sideways. If you hold it too close to you it can be a fire hazard. Avoid any actions that scatter wax or cause wax to drip.

Process on the **LEFT** side of the crucifer by walking next to the crucifer in the aisles. The torches are placed in the Sacristy during services and retrieved from the Sacristy for the gospel procession and the recessional.

Be aware of the place in the service for the Gospel procession so you have the torches lit and ready to process while the hymn is still playing.

Second Torch

As a torchbearer you will be carrying a lighted candle and need to exercise caution. The torch is taken from the torch rack on the left side as you enter the choir room. There are two torches of each design and the first and second torch bearers should use a matching set. The torch is lit in the hallway outside the choir room.

Hold the torch straight out in front of you without it tilting forward or backwards. Check your position in a mirror by standing sideways. If you hold it too close to you it can be a fire hazard. Avoid any actions that scatter wax or cause wax to drip.

Process on the **RIGHT** side of the crucifer by walking next to the crucifer in the aisles. The torches are placed in the Sacristy during services and retrieved from the Sacristy for the Gospel procession and the recessional.

Be aware of the place in the service for the Gospel procession so you have the torches lit and ready to process while the hymn is still playing.

Banner

A banner, bells or a hanging in the shape of a dove may be carried in the processional during certain services: Epiphany, Easter, Pentecost and Christmas

Boat

The Boat carries the container of incense that is added to the burning charcoal in the thurible (incense pot). The Boat walks side by side with the Thurifer opposite the thurible.

Thurifer

This position is assigned to an **ADULT** who is responsible for lighting the charcoal and adding the incense for special services. They process first keeping at least SIX feet between themselves and the Crucifer. The thurible (incense burner) is SWUNG GENTLY back and forth during the processions and kept in the Sacristy during the services. The expression “round the world” refers to swinging the thurible in a circle – a very dramatic action. This can be very dangerous and should be avoided while indoors.



THE CHURCH YEAR

The COLORS of the church year change with the season and are reflected in clergy apparel and the various pieces that dress the altar and chancel during services.

Advent Season – BLUE or PURPLE

Christmas Season – WHITE

Epiphany Season – GREEN

Lenten Season – PURPLE

Holy Week – RED

Maundy Thursday – WHITE

Easter Season – WHITE

Pentecost - RED

The Season After Pentecost – GREEN




CARE AND HANDLING OF LITURGICAL OBJECTS

Christ Church holds some very beautiful liturgical pieces some dating back over a hundred years. They make our services very special and connect us to those who came before.

The majority of OBJECTS we use during services have been donated to Christ Church Cathedral often in the memory of or to honor parishioners past and present. Our care and handling of these items shows our respect. The donor could be sitting in a pew. As an acolyte you will learn how to properly handle processional crosses and torches, communion silver, altar linens, and maybe even a boat and thurible.

ACCIDENTS and normal wear and tear can take a toll on these objects. As an acolyte you will be handling them more frequently than anyone else. You should be aware of any damage, cleaning and care they may require. You should bring anything to the attention of the Acolyte Coordinator. **NEVER** attempt to fix it yourself.



Altar in Nativity Chapel

SERVICES AT THE CATHEDRAL

WEEKLY

HOLY EUCHARIST is celebrated three times a week on Sunday at 8am, 10am and 12:30pm. Acolytes serve at the 10 am service and at **Combined Services** (*) usually beginning at 10:30am.

JANUARY *THREE KINGS *ANNUAL PARISH MEETING

CANDLEMAS

LENT

*PALM SUNDAY

HOLY WEEK

DIOCESAN RENEWAL OF CLERGY VOWS

EASTER VIGIL (Baptisms and Confirmations)

EASTER DAY

*PENTECOST

JUNE TRINITY SUNDAY

*HOMECOMING SUNDAY

NOVEMBER ALL SAINTS (Baptisms)

HARVEST FESTIVAL

ADVENT SEASON

CHRISTMAS

ADDITIONAL SERVICES *ORDINATIONS* *WEDDINGS* *FUNERALS*

*Combined Service

ACOLYTE FAQs

How old do you have to be to serve as a Christ Church Cathedral acolyte?

Acolytes generally begin serving between the ages of 8 and 9.

Who do I ask about becoming a Christ Church Cathedral acolyte?

The Vicar, Associate for Parish Life or Acolyte Coordinator can help you.

How will I learn to be an acolyte at the Cathedral?

By studying the Acolyte Manual, training and shadowing a more experienced acolyte.

What time do acolytes have to be at the Cathedral for services?

Generally 20 minutes before the service begins.

Who decides what the acolytes do during the service?

The Acolyte Coordinator will, in consultation with the Vicar and Associate for Parish Life who serves as a verger..

Why do we immediately consume the hosts (wafers) if they drop on the floor?

Because they are the Body of Christ consecrated.

Who makes the Cathedral acolyte schedule?

The Associate for Parish Life and the Acolyte Coordinator.

Where do acolytes sit during the service?

The acolytes sit in the Chancel next to the Sacristy unless told otherwise.



GLOSSARY OF TERMS

Adapted from the Episcopal Dictionary of the Church

ACOLYTE - In the Episcopal Church this is general term which covers not only servers, torchbearers, and lighters of candles but also crucifers, thurifers, and banner-bearers. Acolytes are mentioned as early as 252 AD in a letter of Pope Cornelius to Fabius of Antioch.

ADVENT WREATH - A circle of greenery, marked by four candles that represent the four Sundays of the season of Advent. An additional candle is lit as each new Sunday is celebrated in Advent. Advent wreaths are used both in churches and in homes for devotional purposes. The candles may be blue, purple, or lavender, depending on local custom.



ALB - A long white garment with narrow sleeves, which is the basic garment worn by ordained and lay ministers at the Eucharist and at other church services. The alb (from Latin *alba*, meaning white) is derived from the under tunic of the Greeks and Romans of the fourth century. It may be tied at the waist.

ALMS BASINS a/k/a Offering Plates - A plate, basket, or other container used to collect and present the alms given by the congregation. At the Cathedral, we use a large brass or silver plate to receive the smaller plates passed through the congregation.



ALTAR - The structure, also known as "the Lord's Table," "the Holy Table," and "the Table," where the offerings are presented and the elements of bread and wine are consecrated in the Eucharist.

BAPTISMAL FONT - the term comes from the Latin *fons*, “spring of water,” and designates a receptacle for baptismal water. Fonts in the early church were pools and sunken basins, often in the shape of a cross, in which candidates were immersed in running water.

BISHOP - One of the three orders of ordained ministers in the church, bishops are charged with the apostolic work of leading, supervising, and uniting the church. Bishops represent Christ and his church, and they are called to provide Christian vision and leadership for their dioceses. Bishops stand in the apostolic succession, maintaining continuity in the present with the ministry of the Apostles.

Bishops also preside at services of Confirmation, Reception, or Reaffirmation. Bishops bless altars and fonts, and the blessing of chalices and patens and church bells are traditionally reserved for the bishop. In the Episcopal Church, the diocesan and suffragan bishops are elected by Diocesan Convention.

BOAT - The acolyte who carries the incense container for the thurifer. Also the name of incense container.

BOOK OF COMMON PRAYER (BCP) -

BURSE - Two squares of stiff material, hinged or bound together at one end to form a case, which contains the corporal and purificators for use at the celebration of the Eucharist. The burse is covered in the liturgical color of the day, and placed on top of the veil that covers the chalice.

CANDLES - Candles are often used as a sign of festivity and solemnity in Christian worship. The use of such lights has a long and varied tradition. The Easter Vigil service begins with the lighting of the Paschal candle, which is to burn at all services from Easter Day through Pentecost.

CATHEDRAL -



CELEBRANT - The bishop or priest who presides at the Eucharist and at baptism, and at other sacramental and liturgical occasions such as the Celebration and Blessing of a Marriage, Ministration to the Sick, and Thanksgiving for the Birth or Adoption of a Child. The celebrant leads the community's celebration of these liturgies and rites.

CHALICE - The cup for the wine that is consecrated and administered at the Eucharist. The chalice normally has a footed base. Chalices are typically made of silver, or other precious or semi-precious metals, and may be decorated by jewels or engraved designs.



CHALICE VEIL - A square of material that covers the chalice and paten until they are needed for preparation of the altar at the Eucharist. It typically matches the Eucharistic vestments and the liturgical color of the day.

CIBORIUM - a container used to hold the bread/wafers to be consecrated in the Eucharist.



CINCTURE - A rope-type belt used to bind the waist of the alb.

COMMUNION RAIL – The railing on either side of the steps to the chancel where people stand or kneel to receive communion.

CORPORAL - A square white cloth placed on top of the fair linen covering the altar during communion.

CREDENCE TABLE - a place where the elements (bread and wine) are placed before they are consecrated during the Eucharist.



CRUCIFER - The acolyte who carries the processional cross. There is always one at a service. Feasts and special services have two.

DEACON - Deacons are members of one of three distinct orders of ordained ministry (with bishops and presbyters). In the Episcopal Church a deacon exercises "a special ministry of servanthood" directly under the deacon's bishop, serving all people and especially those in need (BCP, p. 543). Christian deacons were agents of the bishop, often with oversight of charity.

ELEMENTS - Bread and wine that are consecrated in the Eucharist. The bread recalls the work of human hands required to harvest the wheat and make the bread, and the companionship of sharing. The wine recalls festivity and celebration, along with sacrifice. These elements of the communal meal are offered by the congregation and blessed during the Great Thanksgiving.

EUCCHARIST - The sacrament of Christ's body and blood, and the principal act of Christian worship. It is also the name given to the service where communion is offered.

The Eucharist is also called *the Lord's Supper, Holy Communion, the Divine Liturgy, the Mass, and the Great Offertory.*

FLAGON - A large vessel with handle and spout, shaped like a pitcher. It is used as a container for wine or water at the Eucharist. It may be made of metal, pottery, or glass.

GIFTS, THE – see: Offering

GOSPEL BOOK - From ancient times the gospel pericopes have been collected in a large book with an ornate cover, often illustrated and adorned with icons and jewels. A deacon or server usually carries the gospel book in the entrance procession and places it on the altar until time for the gospel proclamation. Afterward, it may be returned to the altar or placed on a side table or a stand.

HYMNAL 1982 -

INCENSE - When burned or heated, usually over charcoal, certain woods and solidified resins give off a fragrant smoke. Both the materials and the smoke are called incense. There are congregations where incense is used at the Easter Vigil and other major feasts, and some parishes use it regularly on Sunday.

LAVABO - After the altar is prepared, and before the Great Thanksgiving, the celebrant may wash his or her hands in a small bowl called a lavabo bowl. An acolyte or server assists by holding the bowl and pouring water over the celebrant's hands. The celebrant's hands are dried on a lavabo towel which hangs over a wrist of the server at the lavabo ceremony.

LINENS - The white cloths, often embroidered, used to cover the altar and within the Eucharist.

LITURGY - Liturgy is sacramental. Outward and visible realities are used to express the inward and spiritual realities of God's presence in our lives. Liturgy is a public and social event. It engages our lives and faith, our thoughts, feelings, hopes, and needs-especially our need for salvation in Christ. Liturgy is shaped by the seasons, feasts, and fasts of the calendar of the church year.

OFFERINGS - Gifts presented at a church service or other gathering. At the offertory, prior to the Eucharistic prayer, representatives of the congregation bring the people's offerings of bread and wine, and money or other gifts, to the deacon or celebrant (BCP, p. 361).

PATEN - A plate of metal or pottery used to hold the host (bread or a wafer) during the Eucharist.

PREACHER - The one who preaches the sermon. In some Protestant churches, the term is used as a title for a member of the clergy.

PURIFICATOR - A white linen cloth used to wipe the chalice and paten during and after communion.



RESERVED SACRAMENT - Consecrated bread and wine may be reserved for the communion of the sick or others who for "weighty cause" could not be present at the celebration or for administration of communion by a deacon to a congregation when a priest is unavailable. The sacrament may also be reserved on Maundy Thursday for communion on Good Friday. It is customary to keep the consecrated elements in a tabernacle or an *aumbry* or covered with a veil on a table or altar. A lamp or candle burns nearby to announce the presence of the reserved sacrament. This light is known as a sanctuary lamp if the reservation is near the altar.


SACRISTAN - A person who works in the sacristy, the room for storing and working with the various items needed for the liturgies and worship of the church. Such items may include the vessels, vestments, books, bread and wine, and candles. altar hangings and linens, sacred vessels, and liturgical books are kept until needed for use in worship.

TAPER LIGHTER - A brass and wood instrument with a wax taper string that slides up from a tube. This taper is lit and then used to light the candles within the Cathedral. It also contains a bell that is used to extinguish the candles afterwards. They are kept on left of the Sacristy door as you enter.

THURIBLE - A small metal pot on chains in which incense is burned during the Eucharist and other liturgies. The thurible is also known as a censer. Fragrant smoke is produced when incense is spooned onto hot charcoals inside the thurible. The smoke escapes through holes in the thurible, especially when it is swung. The thurible is carried in procession by the THURIFER.

THURIFER - The adult who carries and swings the thurible in which incense is burned during the Eucharist and other liturgies. The thurifer, the celebrant, the deacon, or other ministers may use the thurible in the ceremonial censuring of people or objects such as the gospel book or altar. The thurifer may be assisted by an acolyte, a "boat person," who carries the incense boat or container that holds the incense that will be used during the service.

TORCH - Candles mounted on poles for use in the liturgy. Lighted torches may be carried by acolytes or servers in procession, including the gospel procession. Torches are used to enhance the solemnity and festivity of worship.





TORCHBEARER - An acolyte or server who carries a torch in procession, including the gospel procession.

VERGER - A lay minister who assists the clergy in the conduct of public worship, especially in the marshaling of processions. The history of the vergier dates back to the Middle Ages when the vergier was the "Protector of the Procession." He would lead the way, making room for the procession to enter the church from the town square, and with his *virge* (mace) in hand would literally clear the way if necessary.

VICAR - The priest representing the bishop. The term is derived from the Latin *vicarius*, "substitute." Historically, as early as the twelfth century in England, clergy known as vicars were appointed to act as substitutes or vicarious representatives of the bishop to serve congregations.

VIRGE - The virge is the staff, which a verger carries in procession. The name comes from the Latin virga, "rod" or "staff." It goes back to the ceremonial mace carried before civic and ecclesiastical dignitaries. It was originally a weapon used to clear the way for processions and to control unruly choristers. One end has a cross or other Christian symbol on it. A longer variation of the virge is called the beadle, originally used to lead academic processions.



SOURCES CONSULTED

There are many places to obtain more information on being an acolyte in the Episcopal Church. We gratefully acknowledge and thank the authors of the following sources that were used to prepare this manual for Christ Church Cathedral acolytes.

The Episcopal Church accessed at: www.episcopalchurch.org

Grace Episcopal Church Stanardsville Virginia. *Acolyte Instruction Manual*. Accessed at: <http://gracechurchstanardsville.org/wp-content/uploads/2012/02/ACOLYTE-INSTRUCTION-MANUAL.pdf>

Michno, Dennis. *A Manual For Acolytes: The Duties of the Server at Liturgical Celebrations*. Harrisburg, PA: Morehouse Publishing, 1981.

St. James Episcopal Church. *Acolyte Manual*. Accessed at: http://www.stjamespotomac.org/serving_guides/acolyte_manual.pdf

St. Peter's Anglican Church Tallahassee Florida. *Acolyte Manual*. Revised May 2013

The Episcopal Church of St. Peter and St. Paul Marietta Georgia. *Lift High The Cross: A Guide for Acolytes*. September 2011.



Cathedral Nave