


# CANOE / KAYAK





#### Contents

#### Sommaire

#### Canoe/Kayak Slalom Reports

#### Rapports de Slalom

##### Sport Summaries

##### Récapitulatif des sportif

AB Abbreviations

Abréviations

01 History

Historique

02 Competition Description

Description des compétitions

08 Competition Schedule

Calendrier des compétitions

05B Course Map

Plan du parcours

51A Start List by NOC

Liste des participants - par CNO

51B Participation by NOC

Participation par CNO

92A Medallists by Event

Médaillés par épreuve

##### CSM110 Men's K1

##### K-1 slalom - Hommes

73B Result List (Final)

Liste des résultats (Finale)

77 Race Analysis (Final)

Analyse de la course (Finale)

73B Result List (Qualifying)

Liste des résultats (Qualification)

77 Race Analysis (Qualifying)

Analyse de la course (Qualification)

##### CSM210 Men's C1

##### C-1 slalom - Hommes

73B Result List (Final)

Liste des résultats (Finale)

77 Race Analysis (Final)

Analyse de la course (Finale)

73B Result List (Qualifying)

Liste des résultats (Qualification)

77 Race Analysis (Qualifying)

Analyse de la course (Qualification)

##### CSM220 Men's C2

##### C-2 slalom - Hommes

73B Result List (Final)

Liste des résultats (Finale)

77 Race Analysis (Final)

Analyse de la course (Finale)

73B Result List (Qualifying)

Liste des résultats (Qualification)

77 Race Analysis (Qualifying)

Analyse de la course (Qualification)

##### CSW110 Women's K1

##### K-1 slalom - Femmes

73B Result List (Final)

Liste des résultats (Finale)

77 Race Analysis (Final)

Analyse de la course (Finale)

73B Result List (Qualifying)

Liste des résultats (Qualification)

77 Race Analysis (Qualifying)

Analyse de la course (Qualification)



Code	Legend (English)	Legend (French)
B	Bow	Proue
Bib	Bib Number	Numéro de dossard
C1	Canoe Single	Canoë monoplace
C2	Canoe Double	Canoë biplace
DNF	Did Not Finish	Abandon
DNS	Did Not Start	Absent au départ
DQ	Disqualified	Disqualifié
K1	Kayak Single	Kayak monoplace
Pens	Penalties	Pénalités
Pts	points	Points
Rnk	Rank	Classement
S	Stern	Poupe
S1	Split Time 1	1er temps intermédiaire
S2	Split Time 2	2e temps intermédiaire
WC	World Cup	Coupe du Monde



### **Origin of Canoe/Kayak - Slalom**

The history of canoe and kayak has been traced back thousands of years when natives used the crafts to hunt and fish and travel. Canoes were used mainly by the native North and South American Indians along with Polynesian Islanders of the Pacific.

Canoe/kayak - slalom has been conducting World Championships every two years since 1994. It is considered to be one of the most exciting and popular canoe/kayak disciplines.

### **Canoe/Kayak Today**

Canoe Kayak has two disciplines - sprint and slalom. Sprint events are conducted on flatwater, while slalom, is conducted on whitewater.

### **Canoe/Kayak at the Olympic Games**

Canoe/Kayak - slalom events will be contested at the Olympic Games for the fourth time at the Sydney 2000 Olympic Games. The discipline made its Olympic debut at Munich in 1972, but it did not appear again until the Barcelona 1992 Olympic Games. It also featured at the Atlanta Olympic Games in 1996.

### **Canoe/Kayak in Australia**

Canoe/Kayak began as a leisure sport in Australia in the early 1920s, but it was the announcement at the London 1948 Olympic Games in Melbourne that inspired the paddlers of the day to form the Australian Canoe Federation. This occurred on 10 September 1949.

The International Federation and the NSW Government funded the world acclaimed White Water Stadium which ensure slalom would be contest at the Olympic Games.

Australian Canoeing Incorporated

PO Box 666

Glebe NSW 2037

PH: (612) 9552 4500

FAX: (612) 9552 4457



### **Origines du canoë-kayak - slalom**

L'histoire du canoë et du kayak remonte à des milliers d'années, à l'époque où les autochtones - principalement des Indiens d'Amérique du Nord et du Sud, ainsi que des Polynésiens - utilisaient ces embarcations pour chasser, pêcher et se déplacer.

Le canoë-kayak - slalom a fait l'objet de Championnats du monde tous les deux ans depuis 1994. On la considère comme la discipline la plus passionnante et la plus appréciée de ce sport.

### **Le canoë-kayak de nos jours**

Le canoë-kayak est constitué de deux disciplines : le canoë-kayak en eaux calmes et le slalom. Comme son nom l'indique, la première se déroule en eaux calmes, tandis que la seconde se dispute en eaux vives.

### **Le canoë-kayak - slalom aux Jeux Olympiques**

A Sydney, les Jeux Olympiques virent se dérouler des épreuves de canoë-kayak - slalom pour la quatrième fois. Cette discipline fit ses débuts olympiques à Munich, en 1972, mais il fallut attendre jusqu'en 1992, à Barcelone, pour qu'elle refasse son apparition. Elle figurait également au programme d'Atlanta, en 1996.

### **Le canoë-kayak en Australie**

En Australie, le canoë-kayak se popularisa au début des années 20, en tant que sport de loisirs, mais ce fut l'annonce à Londres, en 1948, du choix de Melbourne comme Ville hôte des Jeux Olympiques qui incita les payeurs de l'époque à constituer la Fédération Australienne de Canoë. Celle-ci vit le jour le 10 septembre 1949.

La Fédération Internationale et le gouvernement de Nouvelle-Galles du Sud financèrent le White Water Stadium, de renommée internationale, ce qui permit au slalom de figurer au programme olympique de Sydney.

Australian Canoeing Incorporated

PO Box 666

Glebe NSW 2037

Téléphone : (61 2) 9552 4500

Télécopie : (61 2) 9552 4457



Two disciplines of canoe/kayak will be contested at the Sydney 2000 Olympic Games - sprint and slalom.

The canoe/kayak - slalom competition will be held at the Penrith Whitewater Stadium from 17 September (Day 2) to 20 September (Day 5). Demonstration runs and course approval for qualification and final rounds will be conducted on 16 September (Day 1).

### COMPETITION FORMAT

There will be four events contested in the canoe/kayak -slalom competition, three for men and one for women.

Men	Women
Kayak Single (K1M)	Kayak Single (K1W)
Canoe Single (C1M)	
Canoe Double (C2M)	

A qualification round and final is held in each event. The number of boats in each event, qualification and finals, will be according to the ICF Qualification Rules. In the finals, the competitor with the lowest accumulated time, including penalties, is the winner.

### RULES OF CANOE/KAYAK - SLALOM

The canoe/kayak - slalom competition at the Sydney 2000 Olympic Games will be held in accordance with the Olympic Charter and the rules of the ICF which are in force at the time of the Sydney 2000 Olympic Games. These include the *ICF Slalom Racing Competition Rules* , the *ICF Statutes* and the *ICF Olympic Qualification System*.

Pursuant to the Olympic Charter, the ICF assumes the responsibility for the technical control and direction of its sport at the Olympic Games.

In addition, the *ICF Special Rules in Slalom Discipline for the Olympic Games 2000 Sydney* will apply. These are:

#### Timing

Timing of each run must be accurate to at least 1/100th of a second, and the results must be reported to the nearest 1/100th of a second.

#### Breaking of a Tie

In the event that two or more competitors obtain the same score, the best single run score of two runs will resolve the tie.

#### Starting Order for Qualification Runs

The starting order for the qualification runs in each class will be based on the ICF World Ranking as of 26 August, 2000. Competitors will start in the reverse order of their World Ranking. This starting order will be used for both runs of the qualification races.



### Starting Order for Final Race

The starting order for the first run of each final race will be the reverse of the order of finish in the respective qualification race. The starting order for the second run of each final race will be the reverse order of the finish of the first run of the race.

### Number of Gates

The number of gates in the course must be at least 20 and cannot exceed 25.

### Reporting of Results

The following notations will be used in reporting the results:

- DNF - Did Not Finish
- DNS - Did Not Start
- DSQ - Disqualified

In the case of DNF, DNS or DSQ, the penalty given will be 999 seconds.



Deux disciplines de canoë-kayak seront disputées lors des Jeux Olympiques de Sydney 2000 : la course en eaux calmes et le slalom.

Les compétitions de canoë-kayak en eaux calmes se dérouleront pendant six jours au Centre international de régates de Sydney, à Penrith, du 26 septembre (jour 11) au 1<sup>er</sup> octobre (jour 16).

Les compétitions de slalom auront lieu au *Whitewater Stadium* de Penrith, du 17 septembre (jour 2) au 20 septembre (jour 5). Des manches de démonstration et l'approbation du parcours pour les manches de qualification et les finales auront lieu le 16 septembre (jour 1).

### FORMAT DES COMPETITIONS

Les compétitions de canoë-kayak - slalom comprendront quatre régates, soit trois régates masculines et une régate féminine.

Hommes	Femmes
Kayak monoplace (K1H)	Kayak monoplace (K1F)
Canoë monoplace (C1H)	
Canoë biplace (C2H)	

Une régate de qualification et une finale seront disputées pour chaque épreuve. Le nombre d'embarcations engagées dans chacune de ces régates (qualification et finales) sera conforme au règlement de qualification de la FIC. Dans les finales, le concurrent dont le temps accumulé, pénalités comprises, est le plus bas, sera déclaré vainqueur.

### REGLEMENT DES COMPETITIONS

Les compétitions de canoë-kayak - slalom se dérouleront conformément à la Charte olympique et au règlement de la Fédération Internationale de Canoë (FIC) en vigueur au moment des Jeux Olympiques de Sydney 2000. Le règlement comprend le règlement des compétitions de canoë-kayak - slalom, les statuts de la FIC et le système de qualification olympique de la FIC.

En vertu de la Charte olympique, la FIC assume la responsabilité du contrôle et de la direction techniques du canoë-kayak - slalom aux Jeux Olympiques.

Le règlement spécial pour la discipline du slalom lors des Jeux Olympiques de Sydney 2000 de la FIC sera également appliqué. Celui-ci concerne les domaines suivants :

### Chronométrage

Le chronométrage devra être précis au centième de seconde, et les résultats annoncés seront arrondis au centième de seconde le plus proche.





### **Ex aequo**

Si deux concurrents ou davantage obtiennent le même score, le concurrent ayant obtenu le meilleur score entre les deux manches sera déclaré vainqueur.

### **Ordre de départ pour les manches de qualification**

Dans chaque catégorie, le départ lors des deux manches de qualification se fera suivant le classement mondial de la FIC du 26 août 2000. Les concurrents commenceront dans l'ordre inverse des places au classement mondial.

### **Ordre de départ lors des finales**

Le départ pour la première manche de chaque finale se fera dans l'ordre inverse de l'ordre d'arrivée à chaque régате de qualification. Le départ pour la seconde manche de chaque finale se fera dans l'ordre inverse de l'ordre d'arrivée à la première manche.

### **Nombre de portes**

Le nombre de portes du parcours devra être compris entre 20 et 25.

### **Annnonce des résultats**

Les résultats seront annoncés à l'aide des codes suivants :

- DNF - Abandon en cours
- DNS - Abandon au départ
- DSQ - Disqualification

La pénalité appliquée en cas de DNF, de DNS ou de DSQ sera de 999 secondes.



Date	Start Time	Estimated Finish Time	Events	Result Summary
19 SEP	14:40		<b>Men's K1 Qualifying / K-1 slalom - Hommes qualification</b>	
19 SEP	14:40	15:37	Run 1	1 AUT OBLINGER Helmut 2 GBR RATCLIFFE Paul 3 SUI ROETHENMUND Mathias
19 SEP	16:25	17:22	Run 2	1 SUI ROETHENMUND Mathias 2 GER SCHMIDT Thomas 3 GBR RATCLIFFE Paul
20 SEP	14:30		<b>Men's K1 Final / K-1 slalom - Hommes finale</b>	
20 SEP	14:30	15:07	Run 1	1 GER SCHMIDT Thomas 2 ITA FERRAZZI Pierpaolo 3 GBR RATCLIFFE Paul
20 SEP	16:10	16:47	Run 2	1 GER SCHMIDT Thomas 2 GBR RATCLIFFE Paul 3 ITA FERRAZZI Pierpaolo
17 SEP	14:00		<b>Men's C1 Qualifying / C-1 slalom - Hommes qualification</b>	
17 SEP	14:00	14:40	Run 1	1 SVK MARTIKAN Michal 2 GER PFANNMOELLER Stefan 3 FRA ESTANGUET Tony
17 SEP	16:00	16:40	Run 2	1 SVK MARTIKAN Michal 2 FRA ESTANGUET Tony 3 POL BIERYT Krzysztof
18 SEP	14:00		<b>Men's C1 Final / C-1 slalom - Hommes finale</b>	
18 SEP	14:00	14:30	Run 1	1 FRA ESTANGUET Tony 2 SVK MINCIK Juraj 3 FRA BRUGVIN Emmanuel
18 SEP	15:35	16:05	Run 2	1 FRA ESTANGUET Tony 2 SVK MARTIKAN Michal 3 SVK MINCIK Juraj
















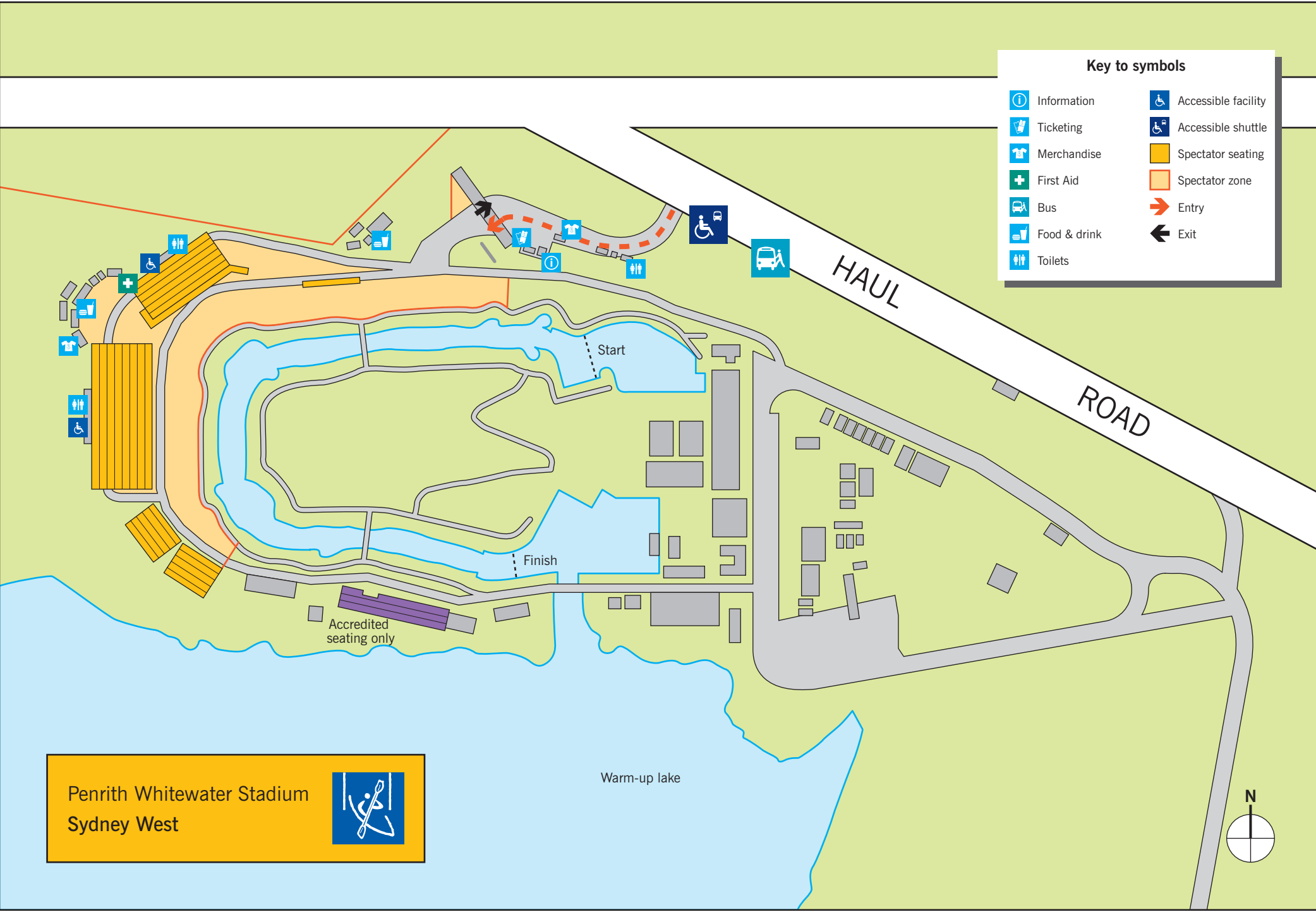
Date	Start Time	Estimated Finish Time	Events	Result Summary
19 SEP	14:00		<b>Men's C2 Qualifying / C-2 slalom - Hommes qualification</b>	
19 SEP	14:00	14:30	Run 1	1 SVK HOCHSCHORNER Pavol HOCHSCHORNER Peter 2 GER EHRENBERG Andre SENFTE Michael 3 FRA ADISSON Frank FORGUES Wilfrid
19 SEP	15:45	16:15	Run 2	1 SVK HOCHSCHORNER Pavol HOCHSCHORNER Peter 2 FRA ADISSON Frank FORGUES Wilfrid 3 GER EHRENBERG Andre SENFTE Michael
20 SEP	14:00		<b>Men's C2 Final / C-2 slalom - Hommes finale</b>	
20 SEP	14:00	14:20	Run 1	1 FRA ADISSON Frank FORGUES Wilfrid 2 SVK HOCHSCHORNER Pavol HOCHSCHORNER Peter 3 POL WOJS Andrzej MORDARSKI Slawomir
20 SEP	15:30	15:49	Run 2	1 SVK HOCHSCHORNER Pavol HOCHSCHORNER Peter 2 POL KOLOMANSKI Krzysztof STANISZEWSKI Michal 3 CZE JIRAS Marek MADER Tomas




Date	Start Time	Estimated Finish Time	Events	Result Summary
17 SEP	14:50		<b>Women's K1 Qualifying / K-1 slalom - Femmes qualification</b>	
17 SEP	14:50	15:40	Run 1	1 SVK KALISKA Elena 2 CZE HILGERTOVA Stepanka 3 CZE PAVELKOVA Irena
17 SEP	16:50	17:40	Run 2	1 SVK KALISKA Elena 2 CZE HILGERTOVA Stepanka 3 CZE PAVELKOVA Irena
18 SEP	14:40		<b>Women's K1 Final / K-1 slalom - Femmes finale</b>	
18 SEP	14:40	15:17	Run 1	1 FRA GUIBAL Brigitte 2 CZE HILGERTOVA Stepanka 3 FRA BARDET Anne-Lise
18 SEP	16:15	16:52	Run 2	1 CZE HILGERTOVA Stepanka 2 FRA GUIBAL Brigitte 3 FRA BARDET Anne-Lise

**Key to symbols**

- |  |   |
|--|---|
|  Information  |  Accessible facility |
|  Ticketing    |  Accessible shuttle  |
|  Merchandise  |  Spectator seating   |
|  First Aid    |  Spectator zone      |
|  Bus          |  Entry               |
|  Food & drink |  Exit                |
|  Toilets      |   |



Penrith Whitewater Stadium  
Sydney West



**CSM110 - MEN'S K1****23**

<b>AUS</b>	<b>Australia</b>		<b>1</b>
		WILKIE JOHN	
<b>AUT</b>	<b>Austria</b>		<b>2</b>
		KOEHLER MANUEL OBLINGER HELMUT	
<b>CAN</b>	<b>Canada</b>		<b>1</b>
		FORD DAVID	
<b>CRO</b>	<b>Croatia</b>		<b>1</b>
		GLUCKS ANDREJ	
<b>CZE</b>	<b>Czech Republic</b>		<b>2</b>
		KOBES TOMAS PRSKAVEC JIRI	
<b>ESP</b>	<b>Spain</b>		<b>2</b>
		ARAKAMA ESTEBAN JUANMARTI CARLOS	
<b>FRA</b>	<b>France</b>		<b>1</b>
		BURTZ LAURENT	
<b>GBR</b>	<b>Great Britain</b>		<b>1</b>
		RATCLIFFE PAUL	
<b>GER</b>	<b>Germany</b>		<b>1</b>
		SCHMIDT THOMAS	
<b>IRL</b>	<b>Ireland</b>		<b>1</b>
		WILEY IAN	
<b>ITA</b>	<b>Italy</b>		<b>2</b>
		FERRAZZI PIERPAOLO LAZZAROTTO ENRICO	
<b>JPN</b>	<b>Japan</b>		<b>1</b>
		ANDO TARO	
<b>MAR</b>	<b>Morocco</b>		<b>1</b>
		SAMLAL NIZAR	
<b>MKD</b>	<b>Fmr Yugoslav Republic of Macedonia</b>		<b>1</b>
		POPOVSKI LAZAR	
<b>SLO</b>	<b>Slovenia</b>		<b>2</b>
		KRALJ DEJAN MARUSIC FEDJA	
<b>SUI</b>	<b>Switzerland</b>		<b>1</b>
		ROETHENMUND MATHIAS	
<b>SVK</b>	<b>Slovakia</b>		<b>1</b>
		NAGY PETER	
<b>USA</b>	<b>United States of America</b>		<b>1</b>
		SHIPLEY SCOTT	

**CSM210 - MEN'S C1****16**

<b>AUS</b>	<b>Australia</b>		<b>1</b>
		BELL ROBIN	
<b>BRA</b>	<b>Brazil</b>		<b>1</b>
		PETRY CASSIO	
<b>CAN</b>	<b>Canada</b>		<b>1</b>
		CARTWRIGHT-GARLAND JAM	
<b>CRO</b>	<b>Croatia</b>		<b>1</b>
		HERCEG DANKO	
<b>CZE</b>	<b>Czech Republic</b>		<b>1</b>
		INDRUCH TOMAS	
<b>ESP</b>	<b>Spain</b>		<b>1</b>
		ERGUIN JON	
<b>FRA</b>	<b>France</b>		<b>2</b>
		BRUGVIN EMMANUEL ESTANGUET TONY	
<b>GBR</b>	<b>Great Britain</b>		<b>1</b>
		MCINTOSH STUART	
<b>GER</b>	<b>Germany</b>		<b>2</b>
		KAUFMANN SOEREN PFANNMOELLER STEFAN	



# Canoe/Kayak Slalom / Slalom

## Start List by NOC

Liste des participants - par CNO

Penrith Whitewater Stadium



17-20 SEP 2000

<b>POL</b>	<b>Poland</b>		<b>1</b>
		BIERYT KRZYSZTOF	
<b>SLO</b>	<b>Slovenia</b>		<b>1</b>
		HOCEVAR SIMEON	
<b>SVK</b>	<b>Slovakia</b>		<b>2</b>
		MARTIKAN MICHAL MINCIK JURAJ	
<b>USA</b>	<b>United States of America</b>		<b>1</b>
		HEARN DAVID	

### CSM220 - MEN'S C2

24

<b>AUS</b>	<b>Australia</b>		<b>2</b>
		FARRANCE SWOBODA	
<b>CAN</b>	<b>Canada</b>		<b>2</b>
		GAUTHIER LAWLOR	
<b>CZE</b>	<b>Czech Republic</b>		<b>4</b>
		JIRAS MADER STEPANEK VOLF	
<b>ESP</b>	<b>Spain</b>		<b>2</b>
		HERREROS VICENTE	
<b>FRA</b>	<b>France</b>		<b>2</b>
		ADISSON FORGUES	
<b>GBR</b>	<b>Great Britain</b>		<b>2</b>
		BOWMAN SMITH	
<b>GER</b>	<b>Germany</b>		<b>2</b>
		EHRENBERG SENF	
<b>POL</b>	<b>Poland</b>		<b>4</b>
		KOLOMANSKI MORDARSKI STANISZEWSK WOJS	
<b>SVK</b>	<b>Slovakia</b>		<b>2</b>
		HOCHSCHO HOCHSCHORNER	
<b>USA</b>	<b>United States of America</b>		<b>2</b>
		HALLER TAYLOR	

### CSW110 - WOMEN'S K1

20

<b>AUS</b>	<b>Australia</b>		<b>1</b>
		WOODWARD DANIELLE	
<b>AUT</b>	<b>Austria</b>		<b>1</b>
		OBLINGER-PETERS VIOLETTA	
<b>CAN</b>	<b>Canada</b>		<b>1</b>
		LANGFORD MARGARET	
<b>CZE</b>	<b>Czech Republic</b>		<b>2</b>
		HILGERTOVA STEPANKA PAVELKOVA IRENA	
<b>ESP</b>	<b>Spain</b>		<b>1</b>
		EIZMENDI MARIA	
<b>FRA</b>	<b>France</b>		<b>2</b>
		BARDET ANNE-LISE GUIBAL BRIGITTE	
<b>GBR</b>	<b>Great Britain</b>		<b>1</b>
		BLAKEMAN LAURA	
<b>GER</b>	<b>Germany</b>		<b>2</b>
		HIRT SUSANNE PLANERT MANDY	
<b>IRL</b>	<b>Ireland</b>		<b>1</b>
		NI CHALLARAIN EADAOIN	
<b>ITA</b>	<b>Italy</b>		<b>1</b>
		GIAI PRON MARIA CRISTINA	



# Canoe/Kayak Slalom / Slalom

## Start List by NOC

Liste des participants - par CNO

© Penrith Whitewater Stadium



17-20 SEP 2000

<b>POL</b>	<b>Poland</b>		<b>1</b>
		GRZESIK BEATA	
<b>POR</b>	<b>Portugal</b>		<b>1</b>
		FERREIRA FERNANDES FLORENC	
<b>SLO</b>	<b>Slovenia</b>		<b>1</b>
		MALI NADA	
<b>SUI</b>	<b>Switzerland</b>		<b>1</b>
		FRIEDLI SANDRA	
<b>SVK</b>	<b>Slovakia</b>		<b>2</b>
		KALISKA ELENA STACHEROVA GABRIELA	
<b>USA</b>	<b>United States of America</b>		<b>1</b>
		GIDDENS REBECCA	





# Canoe/Kayak Slalom / Slalom

## Participation by NOC

Participation par CNO

© Penrith Whitewater Stadium



17-20 SEP 2000

NOC Code	NOC Name	Men	Women	Total
AFG	Afghanistan			0
AHO	Netherlands Antilles			0
ALB	Albania			0
ALG	Algeria			0
AND	Andorra			0
ANG	Angola			0
ANT	Antigua & Barbuda			0
ARG	Argentina			0
ARM	Armenia			0
ARU	Aruba			0
ASA	American Samoa			0
AUS	Australia	4	1	5
AUT	Austria	2	1	3
AZE	Azerbaijan			0
BAH	Bahamas			0
BAN	Bangladesh			0
BAR	Barbados			0
BDI	Burundi			0
BEL	Belgium			0
BEN	Benin			0
BER	Bermuda			0
BHU	Bhutan			0
BIH	Bosnia & Herzegovina			0
BIZ	Belize			0
BLR	Belarus			0
BOL	Bolivia			0
BOT	Botswana			0
BRA	Brazil	1		1
BRN	Bahrain			0
BRU	Brunei Darussalam			0
BUL	Bulgaria			0
BUR	Burkina Faso			0
CAF	Central African Republic			0
CAM	Cambodia			0
CAN	Canada	4	1	5
CAY	Cayman Islands			0
CGO	Congo			0
CHA	Chad			0
CHI	Chile			0
CHN	People's Republic of China			0
CIV	Cote d'Ivoire			0
CMR	Cameroon			0
COD	Democratic Republic of the Congo			0
COK	Cook Islands			0
COL	Colombia			0
COM	Comoros			0
CPV	Cape Verde			0
CRC	Costa Rica			0



# Canoe/Kayak Slalom / Slalom

## Participation by NOC

Participation par CNO

© Penrith Whitewater Stadium



17-20 SEP 2000

NOC Code	NOC Name	Men	Women	Total
CRO	Croatia	2		2
CUB	Cuba			0
CYP	Cyprus			0
CZE	Czech Republic	7	2	9
DEN	Denmark			0
DJI	Djibouti			0
DMA	Dominica			0
DOM	Dominican Republic			0
ECU	Ecuador			0
EGY	Egypt			0
ERI	Eritrea			0
ESA	El Salvador			0
ESP	Spain	5	1	6
EST	Estonia			0
ETH	Ethiopia			0
FIJ	Fiji			0
FIN	Finland			0
FRA	France	2	5	7
FSM	Federated States of Micronesia			0
GAB	Gabon			0
GAM	Gambia			0
GBR	Great Britain	4	1	5
GBS	Guinea-Bissau			0
GEO	Georgia			0
GEQ	Equatorial Guinea			0
GER	Germany	5	2	7
GHA	Ghana			0
GRE	Greece			0
GRN	Grenada			0
GUA	Guatemala			0
GUI	Guinea			0
GUM	Guam			0
GUY	Guyana			0
HAI	Haiti			0
HKG	Hong Kong, China			0
HON	Honduras			0
HUN	Hungary			0
INA	Indonesia			0
IND	India			0
IOA	Individual Olympic Athletes			0
IRI	Islamic Republic of Iran			0
IRL	Ireland	1	1	2
IRQ	Iraq			0
ISL	Iceland			0
ISR	Israel			0
ISV	Virgin Islands			0
ITA	Italy	2	1	3
IVB	British Virgin Islands			0



# Canoe/Kayak Slalom / Slalom

## Participation by NOC

Participation par CNO

© Penrith Whitewater Stadium



17-20 SEP 2000

NOC Code	NOC Name	Men	Women	Total
JAM	Jamaica			0
JOR	Jordan			0
JPN	Japan	1		1
KAZ	Kazakhstan			0
KEN	Kenya			0
KGZ	Kyrgyzstan			0
KOR	Korea			0
KSA	Saudi Arabia			0
KUW	Kuwait			0
LAO	Lao People's Democratic Republic			0
LAT	Latvia			0
LBA	Libyan Arab Jamahiriya			0
LBR	Liberia			0
LCA	Saint Lucia			0
LES	Lesotho			0
LIB	Lebanon			0
LIE	Liechtenstein			0
LTU	Lithuania			0
LUX	Luxembourg			0
MAD	Madagascar			0
MAR	Morocco	1		1
MAS	Malaysia			0
MAW	Malawi			0
MDA	Republic of Moldova			0
MDV	Maldives			0
MEX	Mexico			0
MGL	Mongolia			0
MKD	Fmr Yugoslav Republic of Macedonia	1		1
MLI	Mali			0
MLT	Malta			0
MON	Monaco			0
MOZ	Mozambique			0
MRI	Mauritius			0
MTN	Mauritania			0
MYA	Myanmar			0
NAM	Namibia			0
NCA	Nicaragua			0
NED	Netherlands			0
NEP	Nepal			0
NGR	Nigeria			0
NIG	Niger			0
NOR	Norway			0
NRU	Nauru			0
NZL	New Zealand			0
OMA	Oman			0
PAK	Pakistan			0
PAN	Panama			0
PAR	Paraguay			0



# Canoe/Kayak Slalom / Slalom

## Participation by NOC

Participation par CNO

© Penrith Whitewater Stadium



17-20 SEP 2000

NOC Code	NOC Name	Men	Women	Total
PER	Peru			0
PHI	Philippines			0
PLE	Palestine			0
PLW	Palau			0
PNG	Papua New Guinea			0
POL	Poland	5	1	6
POR	Portugal		1	1
PRK	Democratic People's Rep. of Korea			0
PUR	Puerto Rico			0
QAT	Qatar			0
ROM	Romania			0
RSA	South Africa			0
RUS	Russian Federation			0
RWA	Rwanda			0
SAM	Samoa			0
SEN	Senegal			0
SEY	Seychelles			0
SIN	Singapore			0
SKN	Saint Kitts & Nevis			0
SLE	Sierra Leone			0
SLO	Slovenia	3	1	4
SMR	San Marino			0
SOL	Solomon Islands			0
SOM	Somalia			0
SRI	Sri Lanka			0
STP	Sao Tome & Principe			0
SUD	Sudan			0
SUI	Switzerland	1	1	2
SUR	Suriname			0
SVK	Slovakia	5	2	7
SWE	Sweden			0
SWZ	Swaziland			0
SYR	Syrian Arab Republic			0
TAN	United Republic of Tanzania			0
TGA	Tonga			0
THA	Thailand			0
TJK	Tajikistan			0
TKM	Turkmenistan			0
TOG	Togo			0
TPE	Chinese Taipei			0
TRI	Trinidad & Tobago			0
TUN	Tunisia			0
TUR	Turkey			0
UAE	United Arab Emirates			0
UGA	Uganda			0
UKR	Ukraine			0
URU	Uruguay			0
USA	United States of America	4	1	5



# Canoe/Kayak Slalom / Slalom

## Participation by NOC

Participation par CNO

© Penrith Whitewater Stadium



17-20 SEP 2000

NOC Code	NOC Name	Men	Women	Total
UZB	Uzbekistan			0
VAN	Vanuatu			0
VEN	Venezuela			0
VIE	Vietnam			0
VIN	Saint Vincent & the Grenadines			0
YEM	Yemen			0
YUG	Yugoslavia			0
ZAM	Zambia			0
ZIM	Zimbabwe			0

<b>TOTAL</b>		<b>60</b>	<b>23</b>	<b>83</b>
--------------	--	-----------	-----------	-----------

TOTAL PARTICIPATING NOC'S	21
TOTAL QUALIFICATION QUOTAS	83
DIFFERENCE	0
TOTAL DISQUALIFICATIONS	




Men's K1 / K-1 slalom - Hommes				
GOLD	SCHMIDT Thomas	GER	Germany	20 SEP 2000
SILVER	RATCLIFFE Paul	GBR	Great Britain	20 SEP 2000
BRONZE	FERRAZZI Pierpaolo	ITA	Italy	20 SEP 2000

Men's C1 / C-1 slalom - Hommes				
GOLD	ESTANGUET Tony	FRA	France	18 SEP 2000
SILVER	MARTIKAN Michal	SVK	Slovakia	18 SEP 2000
BRONZE	MINCIK Juraj	SVK	Slovakia	18 SEP 2000

Men's C2 / C-2 slalom - Hommes				
GOLD	HOCHSCHORNER Pavol	SVK	Slovakia	20 SEP 2000
	HOCHSCHORNER Peter			
SILVER	KOLOMANSKI Krzysztof	POL	Poland	20 SEP 2000
	STANISZEWSKI Michal			
BRONZE	JIRAS Marek	CZE	Czech Republic	20 SEP 2000
	MADER Tomas			

Women's K1 / K-1 slalom - Femmes				
GOLD	HILGERTOVA Stepanka	CZE	Czech Republic	18 SEP 2000
SILVER	GUIBAL Brigitte	FRA	France	18 SEP 2000
BRONZE	BARDET Anne-Lise	FRA	France	18 SEP 2000


 WED 20 SEP 2000  
MER 20 SEPT 2000

Final Rank	Bib No	Name	NOC Code	1st Run				2nd Run				Total	
				Time	Pens	Points	Rank	Time	Pens	Points	Rank	Points	Behind
1	73	SCHMIDT Thomas	GER	108.64	0	108.64	1	108.61	0	108.61	1	217.25	0.00
2	72	RATCLIFFE Paul	GBR	110.22	2	112.22	3	109.49	2	111.49	3	223.71	+ 6.46
3	64	FERRAZZI Pierpaolo	ITA	111.79	0	111.79	2	113.24	0	113.24	8	225.03	+ 7.78
4	71	OBLINGER Helmut	AUT	112.58	0	112.58	4	111.87	2	113.87	10	226.45	+ 9.20
5	70	SHIPLEY Scott	USA	110.99	2	112.99	6	113.68	0	113.68	9	226.67	+ 9.42
6	68	KOEHLER Manuel	AUT	113.06	2	115.06	10	111.74	0	111.74	4	226.80	+ 9.55
7	69	KOBES Tomas	CZE	112.23	2	114.23	7	112.76	0	112.76	5	226.99	+ 9.74
8	67	BURTZ Laurent	FRA	112.64	0	112.64	5	110.99	4	114.99	11	227.63	+ 10.38
9	74	ROETHENMUND Mathias	SUI	114.92	0	114.92	9	113.04	0	113.04	7	227.96	+ 10.71
10	65	KRALJ Dejan	SLO	116.60	0	116.60	12	111.48	0	111.48	2	228.08	+ 10.83
11	60	GLUCKS Andrej	CRO	115.16	0	115.16	11	115.06	0	115.06	13	230.22	+ 12.97
12	63	NAGY Peter	SVK	117.66	0	117.66	13	116.37	0	116.37	14	234.03	+ 16.78
13	61	PRSKAVEC Jiri	CZE	121.82	0	121.82	15	112.84	0	112.84	6	234.66	+ 17.41
14	62	LAZZAROTTO Enrico	ITA	118.89	2	120.89	14	115.03	0	115.03	12	235.92	+ 18.67
15	66	MARUSIC Fedja	SLO	114.62	0	114.62	8	113.37	54	167.37	15	281.99	+ 64.74

**CHIEF JUDGE**
**Weather Conditions :**

Temperature	0.0 °C	Wind Speed:	0.0 Km/h	Water temperature	0.0 °C	Conditions:
Humidity:	0.0 %	Wind Direction:		Water flow:	0.0	

**Legend / Légende**

<b>DNS</b> Did Not Start / Absent au départ	<b>DQ</b> Disqualified / Disqualifié	<b>DNF</b> Did Not Finish / Abandon	<b>Pens</b> Penalties / Pénalités
---	--------------------------------------	-------------------------------------	-----------------------------------



# RACE ANALYSIS

## ANALYSE DE LA COURSE

MEN'S K1  
FINAL

K-1 SLALOM - HOMMES  
FINALE



Penrith Whitewater  
Stadium

WED 20 SEP 2000  
MER 20 SEPT 2000

Rank	Bib	Name	Athlete Identification																								NOC			Total Points			
			Run Rnk	1	2	3	4	5	6	7	8	9	10	11	12	13	14	15	16	17	18	19	20	21	22	23	24	25	Pens	Time	Points		
1	73	SCHMIDT Thomas	CSGER11802197601																								GER			217.25			
			1	-	-	-	-	-	-	-	-	-	-	-	-	-	-	-	-	-	-	-	-	-	-	-	-	-	-	-	0	108.64	108.64
			1	-	-	-	-	-	-	-	-	-	-	-	-	-	-	-	-	-	-	-	-	-	-	-	-	-	-	-	0	108.61	108.61
			S1:	28.76	S2:	73.63	S1:	29.52	S2:	73.84																							
2	72	RATCLIFFE Paul	CSGBR11211197301																								GBR			223.71			
			3	-	-	-	2	-	-	-	-	-	-	-	-	-	-	-	-	-	-	-	-	-	-	-	-	-	-	-	2	110.22	112.22
			3	-	-	-	-	-	-	-	-	-	-	2	-	-	-	-	-	-	-	-	-	-	-	-	-	-	-	-	2	109.49	111.49
			S1:	29.05	S2:	74.05	S1:	29.72	S2:	74.22																							
3	64	FERRAZZI Pierpaolo	CSITA12307196501																								ITA			225.03			
			2	-	-	-	-	-	-	-	-	-	-	-	-	-	-	-	-	-	-	-	-	-	-	-	-	-	-	-	0	111.79	111.79
			8	-	-	-	-	-	-	-	-	-	-	-	-	-	-	-	-	-	-	-	-	-	-	-	-	-	-	-	0	113.24	113.24
			S1:	29.26	S2:	76.44	S1:	29.74	S2:	75.82																							
4	71	OBLINGER Helmut	CSAUT11403197301																								AUT			226.45			
			4	-	-	-	-	-	-	-	-	-	-	-	-	-	-	-	-	-	-	-	-	-	-	-	-	-	-	-	0	112.58	112.58
			10	-	-	-	-	-	-	-	-	-	-	-	-	-	-	-	-	-	-	-	-	-	-	-	-	-	-	-	2	111.87	113.87
			S1:	29.60	S2:	77.21	S1:	29.69	S2:	76.39																							
5	70	SHIPLEY Scott	CSUSA11505197101																								USA			226.67			
			6	-	-	-	-	-	-	-	-	-	-	-	-	-	-	-	-	-	-	-	-	-	-	-	-	-	-	-	2	110.99	112.99
			9	-	-	-	-	-	-	-	-	-	-	-	-	-	-	-	-	-	-	-	-	-	-	-	-	-	-	-	0	113.68	113.68
			S1:	28.70	S2:	75.70	S1:	29.97	S2:	77.90																							
6	68	KOEHLER Manuel	CSAUT12504196901																								AUT			226.80			
			10	-	-	-	-	-	-	-	-	-	2	-	-	-	-	-	-	-	-	-	-	-	-	-	-	-	-	-	2	113.06	115.06
			4	-	-	-	-	-	-	-	-	-	-	-	-	-	-	-	-	-	-	-	-	-	-	-	-	-	-	-	0	111.74	111.74
			S1:	30.07	S2:	76.86	S1:	29.48	S2:	75.55																							
7	69	KOBES Tomas	CSCZE11405197801																								CZE			226.99			
			7	-	-	-	-	-	-	-	-	-	2	-	-	-	-	-	-	-	-	-	-	-	-	-	-	-	-	-	2	112.23	114.23
			5	-	-	-	-	-	-	-	-	-	-	-	-	-	-	-	-	-	-	-	-	-	-	-	-	-	-	-	0	112.76	112.76
			S1:	30.86	S2:	75.82	S1:	29.98	S2:	76.56																							
8	67	BURTZ Laurent	CSFRA12504197301																								FRA			227.63			
			5	-	-	-	-	-	-	-	-	-	-	-	-	-	-	-	-	-	-	-	-	-	-	-	-	-	-	-	0	112.64	112.64
			11	-	-	-	-	-	-	-	-	-	-	2	-	-	-	-	-	-	-	-	-	-	-	-	-	-	-	-	2	110.99	114.99
			S1:	28.83	S2:	75.55	S1:	28.67	S2:	75.39																							
9	74	ROETHENMUND Mathias	CSSUI12210197401																								SUI			227.96			
			9	-	-	-	-	-	-	-	-	-	-	-	-	-	-	-	-	-	-	-	-	-	-	-	-	-	-	-	0	114.92	114.92
			7	-	-	-	-	-	-	-	-	-	-	-	-	-	-	-	-	-	-	-	-	-	-	-	-	-	-	-	0	113.04	113.04
			S1:	29.00	S2:	74.13	S1:	29.51	S2:	75.52																							

Legend / Légende

DNS Did Not Start / Absent au départ  
Pens Penalties / Pénalités

DQ Disqualified / Disqualifié  
S1 Split Time 1 / 1er temps intermédiaire

DNF Did Not Finish / Abandon  
S2 Split Time 2 / 2e temps intermédiaire



**RACE ANALYSIS****ANALYSE DE LA COURSE****MEN'S K1  
FINAL****K-1 SLALOM - HOMMES  
FINALE**Penrith Whitewater  
StadiumWED 20 SEP 2000  
MER 20 SEPT 2000

Rank	Bib	Name	Athlete Identification																								NOC			Total Points		
			Run Rnk	1	2	3	4	5	6	7	8	9	10	11	12	13	14	15	16	17	18	19	20	21	22	23	24	25	Pens	Time	Points	
<b>10</b>	<b>65</b>	<b>KRALJ Dejan</b>	CSSLO12806197601																								<b>SLO</b>			<b>228.08</b>		
	12		-	-	-	-	-	-	-	-	-	-	-	-	-	-	-	-	-	-	-	-	-	-	-	-	-	0	116.60	116.60		
	2		-	-	-	-	-	-	-	-	-	-	-	-	-	-	-	-	-	-	-	-	-	-	-	-	-	0	111.48	111.48		
			S1: 29.78 S2: 77.69												S1: 29.45 S2: 74.95																	
<b>11</b>	<b>60</b>	<b>GLUCKS Andrej</b>	CSCRO11803197601																								<b>CRO</b>			<b>230.22</b>		
	11		-	-	-	-	-	-	-	-	-	-	-	-	-	-	-	-	-	-	-	-	-	-	-	-	0	115.16	115.16			
	13		-	-	-	-	-	-	-	-	-	-	-	-	-	-	-	-	-	-	-	-	-	-	-	-	0	115.06	115.06			
			S1: 30.46 S2: 78.21												S1: 29.77 S2: 77.83																	
<b>12</b>	<b>63</b>	<b>NAGY Peter</b>	CSSVK11712196401																								<b>SVK</b>			<b>234.03</b>		
	13		-	-	-	-	-	-	-	-	-	-	-	-	-	-	-	-	-	-	-	-	-	-	-	-	0	117.66	117.66			
	14		-	-	-	-	-	-	-	-	-	-	-	-	-	-	-	-	-	-	-	-	-	-	-	-	0	116.37	116.37			
			S1: 30.83 S2: 79.04												S1: 30.95 S2: 77.80																	
<b>13</b>	<b>61</b>	<b>PRSKAVEC Jiri</b>	CSCZE10205197201																								<b>CZE</b>			<b>234.66</b>		
	15		-	-	-	-	-	-	-	-	-	-	-	-	-	-	-	-	-	-	-	-	-	-	-	-	0	121.82	121.82			
	6		-	-	-	-	-	-	-	-	-	-	-	-	-	-	-	-	-	-	-	-	-	-	-	-	0	112.84	112.84			
			S1: 30.73 S2: 82.42												S1: 29.85 S2: 76.70																	
<b>14</b>	<b>62</b>	<b>LAZZAROTTO Enrico</b>	CSITA11401197301																								<b>ITA</b>			<b>235.92</b>		
	14		-	-	-	-	-	-	-	-	-	-	-	-	-	-	-	-	-	-	-	-	-	-	-	2	118.89	120.89				
	12		-	-	-	-	-	-	-	-	-	-	-	-	-	-	-	-	-	-	-	-	-	-	-	-	0	115.03	115.03			
			S1: 30.79 S2: 77.05												S1: 30.83 S2: 77.33																	
<b>15</b>	<b>66</b>	<b>MARUSIC Fedja</b>	CSSLO11010197101																								<b>SLO</b>			<b>281.99</b>		
	8		-	-	-	-	-	-	-	-	-	-	-	-	-	-	-	-	-	-	-	-	-	-	-	-	0	114.62	114.62			
	15		-	-	-	-	-	-	-	-	-	-	-	-	-	-	-	-	-	-	-	-	-	-	2	50	2	113.37	167.37			
			S1: 28.95 S2: 77.41												S1: 29.39 S2: 75.56																	

Gates Summary	1	2	3	4	5	6	7	8	9	10	11	12	13	14	15	16	17	18	19	20	21	22	23	24	25
Touched	0	0	0	1	0	0	0	2	0	2	0	0	0	0	0	1	0	1	2	1	0	1	0	0	0
Missed	0	0	0	0	0	0	0	0	0	0	0	0	0	0	0	0	0	0	0	0	0	1	0	0	0

## Legend / Légende

- DNS** Did Not Start / Absent au départ
- Pens** Penalties / Pénalités
- DQ** Disqualified / Disqualifié
- S1** Split Time 1 / 1er temps intermédiaire
- DNF** Did Not Finish / Abandon
- S2** Split Time 2 / 2e temps intermédiaire



Canoe/Kayak Slalom



TUE 19 SEP 2000

MAR 19 SEPT 2000

Final Rank	Bib No	Name	NOC Code	1st Run				2nd Run				Total	
				Time	Pens	Points	Rank	Time	Pens	Points	Rank	Points	Behind
1	78	ROETHENMUND Mathias	SUI	127.45	0	127.45	3	125.57	0	125.57	2	253.02	0.00
2	79	SCHMIDT Thomas	GER	127.07	2	129.07	11	122.10	2	124.10	1	253.17	+ 0.15
3	82	RATCLIFFE Paul	GBR	126.59	0	126.59	2	123.10	4	127.10	6	253.69	+ 0.67
4	81	OBLINGER Helmut	AUT	125.94	0	125.94	1	128.00	0	128.00	8	253.94	+ 0.92
5	80	SHIPLEY Scott	USA	126.80	2	128.80	9	126.02	0	126.02	3	254.82	+ 1.80
6	71	KOBES Tomas	CZE	126.72	2	128.72	7	124.41	2	126.41	4	255.13	+ 2.11
7	77	KOEHLER Manuel	AUT	128.34	0	128.34	6	127.45	0	127.45	7	255.79	+ 2.77
8	76	BURTZ Laurent	FRA	128.15	0	128.15	5	127.32	2	129.32	11	257.47	+ 4.45
9	65	MARUSIC Fedja	SLO	126.81	2	128.81	10	129.29	0	129.29	10	258.10	+ 5.08
10	62	KRALJ Dejan	SLO	130.24	0	130.24	13	128.05	0	128.05	9	258.29	+ 5.27
11	66	FERRAZZI Pierpaolo	ITA	125.59	2	127.59	4	131.60	2	133.60	15	261.19	+ 8.17
12	73	NAGY Peter	SVK	129.48	0	129.48	12	132.68	0	132.68	14	262.16	+ 9.14
13	63	LAZZAROTTO Enrico	ITA	135.18	0	135.18	18	125.04	2	127.04	5	262.22	+ 9.20
14	64	PRSKAVEC Jiri	CZE	128.26	4	132.26	15	128.75	2	130.75	12	263.01	+ 9.99
15	70	GLUCKS Andrej	CRO	128.76	0	128.76	8	130.90	4	134.90	18	263.66	+ 10.64
16	74	WILEY Ian	IRL	133.66	2	135.66	19	128.76	2	130.76	13	266.42	+ 13.40
17	61	POPOVSKI Lazar	MKD	132.23	0	132.23	14	130.37	4	134.37	16	266.60	+ 13.58
18	72	ARAKAMA Esteban	ESP	131.33	2	133.33	16	132.42	2	134.42	17	267.75	+ 14.73
19	60	JUANMARTI Carlos	ESP	131.80	2	133.80	17	134.08	8	142.08	19	275.88	+ 22.86
20	67	SAMLAL Nizar	MAR	148.02	6	154.02	22	145.20	0	145.20	20	299.22	+ 46.20
21	69	WILKIE John	AUS	134.44	6	140.44	20	128.40	52	180.40	22	320.84	+ 67.82
22	75	FORD David	CAN	143.02	4	147.02	21	126.56	50	176.56	21	323.58	+ 70.56
23	68	ANDO Taro	JPN	150.69	60	210.69	23	177.95	54	231.95	23	442.64	+189.62

## CHIEF JUDGE

## Weather Conditions :

Temperature 28.0 °C Wind Speed: 24.0 Km/h Water temperature 18.0 °C Conditions: SUNNY & BREEZY  
 Humidity: 26.0 % Wind Direction: NW Water flow: 14.0

## Legend / Légende

DNS Did Not Start / Absent au départ

DQ Disqualified / Disqualifié

DNF Did Not Finish / Abandon

Pens Penalties / Pénalités

FIRST 15 QUALIFY FOR FINAL

**RACE ANALYSIS****ANALYSE DE LA COURSE****MEN'S K1  
QUALIFYING****K-1 SLALOM - HOMMES  
ELIMINATOIRES**Penrith Whitewater  
StadiumTUE 19 SEP 2000  
MAR 19 SEPT 2000

Rank	Bib	Name	Athlete Identification																								NOC			Total Points				
			Run Rnk	1	2	3	4	5	6	7	8	9	10	11	12	13	14	15	16	17	18	19	20	21	22	23	24	25	Pens	Time	Points			
<b>1</b>	<b>78</b>	<b>ROETHENMUND Mathias</b>	CSSUI12210197401																								<b>SUI</b>			<b>253.02</b>				
	3		-	-	-	-	-	-	-	-	-	-	-	-	-	-	-	-	-	-	-	-	-	-	-	-	-	-	0	127.45	127.45			
	2		-	-	-	-	-	-	-	-	-	-	-	-	-	-	-	-	-	-	-	-	-	-	-	-	-	0	125.57	125.57				
			S1: 34.66		S2: 83.14		S1: 34.69		S2: 82.33																									
<b>2</b>	<b>79</b>	<b>SCHMIDT Thomas</b>	CSGER11802197601																								<b>GER</b>			<b>253.17</b>				
	11		-	-	-	-	-	-	-	-	-	-	-	-	-	-	-	-	-	-	-	-	-	-	-	2	-	-	-	2	127.07	129.07		
	1		-	-	-	-	-	-	-	-	2	-	-	-	-	-	-	-	-	-	-	-	-	-	-	-	-	2	122.10	124.10				
			S1: 33.88		S2: 80.56		S1: 34.53		S2: 80.75																									
<b>3</b>	<b>82</b>	<b>RATCLIFFE Paul</b>	CSGBR11211197301																								<b>GBR</b>			<b>253.69</b>				
	2		-	-	-	-	-	-	-	-	-	-	-	-	-	-	-	-	-	-	-	-	-	-	-	-	-	0	126.59	126.59				
	6		-	-	-	-	-	-	-	-	-	-	-	-	-	-	2	-	-	-	-	-	-	-	-	-	2	-	-	-	4	123.10	127.10	
			S1: 34.84		S2: 82.62		S1: 35.34		S2: 82.18																									
<b>4</b>	<b>81</b>	<b>OBLINGER Helmut</b>	CSAUT11403197301																								<b>AUT</b>			<b>253.94</b>				
	1		-	-	-	-	-	-	-	-	-	-	-	-	-	-	-	-	-	-	-	-	-	-	-	-	-	0	125.94	125.94				
	8		-	-	-	-	-	-	-	-	-	-	-	-	-	-	-	-	-	-	-	-	-	-	-	-	-	0	128.00	128.00				
			S1: 35.84		S2: 83.46		S1: 35.42		S2: 83.61																									
<b>5</b>	<b>80</b>	<b>SHIPLEY Scott</b>	CSUSA11505197101																								<b>USA</b>			<b>254.82</b>				
	9		-	-	-	-	-	-	-	-	-	-	-	-	-	2	-	-	-	-	-	-	-	-	-	-	-	2	126.80	128.80				
	3		-	-	-	-	-	-	-	-	-	-	-	-	-	-	-	-	-	-	-	-	-	-	-	-	-	0	126.02	126.02				
			S1: 35.42		S2: 84.01		S1: 35.09		S2: 84.12																									
<b>6</b>	<b>71</b>	<b>KOBES Tomas</b>	CSCZE11405197801																								<b>CZE</b>			<b>255.13</b>				
	7		-	-	-	-	-	-	-	-	-	-	-	-	-	-	-	-	-	-	-	-	-	-	-	2	-	-	-	2	126.72	128.72		
	4		-	-	-	-	-	-	-	-	-	-	-	-	-	-	-	-	-	-	-	-	-	-	-	-	2	-	-	-	2	124.41	126.41	
			S1: 35.51		S2: 84.61		S1: 35.52		S2: 83.07																									
<b>7</b>	<b>77</b>	<b>KOEHLER Manuel</b>	CSAUT12504196901																								<b>AUT</b>			<b>255.79</b>				
	6		-	-	-	-	-	-	-	-	-	-	-	-	-	-	-	-	-	-	-	-	-	-	-	-	-	0	128.34	128.34				
	7		-	-	-	-	-	-	-	-	-	-	-	-	-	-	-	-	-	-	-	-	-	-	-	-	-	0	127.45	127.45				
			S1: 35.97		S2: 85.61		S1: 35.48		S2: 84.81																									
<b>8</b>	<b>76</b>	<b>BURTZ Laurent</b>	CSFRA12504197301																								<b>FRA</b>			<b>257.47</b>				
	5		-	-	-	-	-	-	-	-	-	-	-	-	-	-	-	-	-	-	-	-	-	-	-	-	-	0	128.15	128.15				
	11		-	-	-	-	-	-	-	-	-	-	-	-	-	-	-	-	-	-	-	-	-	-	-	2	-	-	-	2	127.32	129.32		
			S1: 35.42		S2: 84.83		S1: 34.95		S2: 82.82																									
<b>9</b>	<b>65</b>	<b>MARUSIC Fedja</b>	CSSLO11010197101																								<b>SLO</b>			<b>258.10</b>				
	10		-	-	-	-	-	-	-	-	-	-	-	-	-	-	2	-	-	-	-	-	-	-	-	-	-	2	126.81	128.81				
	10		-	-	-	-	-	-	-	-	-	-	-	-	-	-	-	-	-	-	-	-	-	-	-	-	-	0	129.29	129.29				
			S1: 33.61		S2: 83.60		S1: 35.09		S2: 84.80																									

## Legend / Légende

**DNS** Did Not Start / Absent au départ  
**Pens** Penalties / Pénalités

**DQ** Disqualified / Disqualifié  
**S1** Split Time 1 / 1er temps intermédiaire

**DNF** Did Not Finish / Abandon  
**S2** Split Time 2 / 2e temps intermédiaire



## RACE ANALYSIS

## ANALYSE DE LA COURSE

MEN'S K1  
QUALIFYINGK-1 SLALOM - HOMMES  
ELIMINATOIRESPenrith Whitewater  
Stadium

TUE 19 SEP 2000

MAR 19 SEPT 2000

Rank	Bib	Name	Athlete Identification																								NOC			Total Points		
			Run Rnk	1	2	3	4	5	6	7	8	9	10	11	12	13	14	15	16	17	18	19	20	21	22	23	24	25	Pens	Time	Points	
10	62	KRALJ Dejan	CSSLO12806197601																								SLO			258.29		
	13		-	-	-	-	-	-	-	-	-	-	-	-	-	-	-	-	-	-	-	-	-	-	-	-	-	-	0	130.24	130.24	
	9		-	-	-	-	-	-	-	-	-	-	-	-	-	-	-	-	-	-	-	-	-	-	-	-	-	-	0	128.05	128.05	
			S1: 36.12 S2: 85.21												S1: 35.59 S2: 84.79																	
11	66	FERRAZZI Pierpaolo	CSITA12307196501																								ITA			261.19		
	4		-	-	-	-	-	-	-	-	-	-	-	-	-	-	-	-	-	-	-	-	-	-	-	-	-	-	2	125.59	127.59	
	15		-	-	-	-	-	-	-	-	-	-	-	-	-	-	-	-	-	-	-	-	-	-	-	-	-	-	2	131.60	133.60	
			S1: 35.17 S2: 83.73												S1: 36.39 S2: 86.84																	
12	73	NAGY Peter	CSSVK11712196401																								SVK			262.16		
	12		-	-	-	-	-	-	-	-	-	-	-	-	-	-	-	-	-	-	-	-	-	-	-	-	-	-	0	129.48	129.48	
	14		-	-	-	-	-	-	-	-	-	-	-	-	-	-	-	-	-	-	-	-	-	-	-	-	-	-	0	132.68	132.68	
			S1: 35.86 S2: 85.50												S1: 35.64 S2: 86.67																	
13	63	LAZZAROTTO Enrico	CSITA11401197301																								ITA			262.22		
	18		-	-	-	-	-	-	-	-	-	-	-	-	-	-	-	-	-	-	-	-	-	-	-	-	-	-	0	135.18	135.18	
	5		-	-	-	-	-	-	-	-	-	-	-	-	-	-	-	-	-	-	-	-	-	-	-	-	-	-	2	125.04	127.04	
			S1: 36.78 S2: 87.26												S1: 35.52 S2: 82.37																	
14	64	PRSKAVEC Jiri	CSCZE10205197201																								CZE			263.01		
	15		-	2	2	-	-	-	-	-	-	-	-	-	-	-	-	-	-	-	-	-	-	-	-	-	-	-	4	128.26	132.26	
	12		-	-	2	-	-	-	-	-	-	-	-	-	-	-	-	-	-	-	-	-	-	-	-	-	-	-	2	128.75	130.75	
			S1: 37.06 S2: 85.04												S1: 36.36 S2: 85.85																	
15	70	GLUCKS Andrej	CSCRO11803197601																								CRO			263.66		
	8		-	-	-	-	-	-	-	-	-	-	-	-	-	-	-	-	-	-	-	-	-	-	-	-	-	-	0	128.76	128.76	
	18		2	-	-	-	-	-	-	-	-	-	-	-	-	-	-	-	-	-	-	-	-	-	-	-	-	-	4	130.90	134.90	
			S1: 35.82 S2: 83.93												S1: 36.39 S2: 86.13																	
16	74	WILEY Ian	CSIRL10505196801																								IRL			266.42		
	19		-	-	-	-	-	-	-	-	-	-	-	-	-	-	-	-	-	-	-	-	-	-	-	-	-	-	2	133.66	135.66	
	13		-	-	-	-	-	-	-	-	-	-	-	-	-	-	-	-	-	-	-	-	-	-	-	-	-	-	2	128.76	130.76	
			S1: 35.02 S2: 84.13												S1: 35.70 S2: 84.90																	
17	61	POPOVSKI Lazar	CSMKD11905197501																								MKD			266.60		
	14		-	-	-	-	-	-	-	-	-	-	-	-	-	-	-	-	-	-	-	-	-	-	-	-	-	-	0	132.23	132.23	
	16		-	-	-	-	-	-	-	-	-	-	-	-	-	-	-	-	-	-	-	-	-	-	-	-	-	-	4	130.37	134.37	
			S1: 35.68 S2: 85.54												S1: 36.39 S2: 85.59																	
18	72	ARAKAMA Esteban	CSESP11102197301																								ESP			267.75		
	16		-	-	-	-	-	-	-	-	-	-	-	-	-	-	-	-	-	-	-	-	-	-	-	-	-	-	2	131.33	133.33	
	17		-	-	-	-	-	-	-	-	-	-	-	-	-	-	-	-	-	-	-	-	-	-	-	-	-	-	2	132.42	134.42	
			S1: 35.48 S2: 87.47												S1: 36.56 S2: 86.90																	

## Legend / Légende

DNS Did Not Start / Absent au départ

Pens Penalties / Pénalités

DQ Disqualified / Disqualifié

S1 Split Time 1 / 1er temps intermédiaire

DNF Did Not Finish / Abandon

S2 Split Time 2 / 2e temps intermédiaire



RACE ANALYSIS

ANALYSE DE LA COURSE

MEN'S K1  
QUALIFYING

K-1 SLALOM - HOMMES  
ELIMINATOIRES



Penrith Whitewater  
Stadium

TUE 19 SEP 2000  
MAR 19 SEPT 2000

Rank	Bib	Name	Athlete Identification																								NOC			Total Points		
			Run Rnk	1	2	3	4	5	6	7	8	9	10	11	12	13	14	15	16	17	18	19	20	21	22	23	24	25	Pens	Time	Points	
19	60	JUANMARTI Carlos	CESP12012197801																								ESP			275.88		
17			-	-	-	-	-	-	-	2	-	-	-	-	-	-	-	-	-	-	-	-	-	-	-	-	-	-	2	2	131.80	133.80
19			-	-	-	-	-	-	-	-	-	2	-	-	2	-	-	-	2	2	-	-	-	-	-	-	-	-	-	8	134.08	142.08
			S1: 37.43 S2: 88.01												S1: 37.56 S2: 86.53																	
20	67	SAMLAL Nizar	CSMAR11605197901																								MAR			299.22		
22			-	-	-	2	-	-	-	-	-	2	-	2	-	-	-	-	-	-	-	-	-	-	-	-	-	-	-	6	148.02	154.02
20			-	-	-	-	-	-	-	-	-	-	-	-	-	-	-	-	-	-	-	-	-	-	-	-	-	-	0	145.20	145.20	
			S1: 39.02 S2: 95.17												S1: 40.46 S2: 95.72																	
21	69	WILKIE John	CSAUS12403197701																								AUS			320.84		
20			-	-	-	-	-	-	-	-	-	-	2	2	-	-	-	-	-	-	-	-	-	2	-	-	-	-	6	134.44	140.44	
22			-	-	-	-	-	-	-	-	-	-	-	-	-	-	-	-	-	-	-	-	-	-	50	2	-	-	52	128.40	180.40	
			S1: 35.74 S2: 85.72												S1: 34.69 S2: 84.07																	
22	75	FORD David	CSCAN12303196701																								CAN			323.58		
21			-	-	-	-	-	-	-	-	-	2	2	-	-	-	-	-	-	-	-	-	-	-	-	-	-	-	4	143.02	147.02	
21			-	-	-	-	-	-	-	-	-	-	-	-	-	-	-	-	-	-	-	-	-	50	-	-	-	-	50	126.56	176.56	
			S1: 37.48 S2: 88.24												S1: 35.75 S2: 82.80																	
23	68	ANDO Taro	CSJPN12906197701																								JPN			442.64		
23			2	-	2	2	-	-	-	-	-	-	-	-	-	-	-	-	-	-	2	-	-	50	2	-	-	-	60	150.69	210.69	
23			2	-	-	-	-	-	-	-	-	-	-	-	-	-	-	-	-	-	-	-	50	2	-	-	-	54	177.95	231.95		
			S1: 38.67 S2: 88.54												S1: 37.13 S2: 91.73																	

Gates Summary	1	2	3	4	5	6	7	8	9	10	11	12	13	14	15	16	17	18	19	20	21	22	23	24	25
Touched	3	1	3	2	0	0	0	1	2	2	5	6	0	0	2	1	1	2	3	1	2	7	0	0	0
Missed	0	0	0	0	0	0	0	0	0	0	0	0	0	0	0	0	0	0	0	0	0	4	0	0	0

Legend / Légende

- DNS Did Not Start / Absent au départ
- Pens Penalties / Pénalités
- DQ Disqualified / Disqualifié
- S1 Split Time 1 / 1er temps intermédiaire
- DNF Did Not Finish / Abandon
- S2 Split Time 2 / 2e temps intermédiaire



Canoe/Kayak Slalom



Final Rank	Bib No	Name	NOC Code	1st Run				2nd Run				Total	
				Time	Pens	Points	Rank	Time	Pens	Points	Rank	Points	Behind
1	11	<b>ESTANGUET Tony</b>	FRA	115.25	0	115.25	1	114.62	2	116.62	3	<b>231.87</b>	0.00
2	12	<b>MARTIKAN Michal</b>	SVK	117.17	2	119.17	5	114.59	0	114.59	1	<b>233.76</b>	+ 1.89
3	9	<b>MINCIK Juraj</b>	SVK	117.55	0	117.55	2	116.67	0	116.67	4	<b>234.22</b>	+ 2.35
4	7	<b>BRUGVIN Emmanuel</b>	FRA	118.69	0	118.69	3	117.73	2	119.73	5	<b>238.42</b>	+ 6.55
5	6	<b>PFANMOELLER Stefan</b>	GER	119.03	0	119.03	4	116.69	4	120.69	6	<b>239.72</b>	+ 7.85
6	5	<b>KAUFMANN Soeren</b>	GER	121.83	2	123.83	9	116.35	0	116.35	2	<b>240.18</b>	+ 8.31
7	4	<b>HOCEVAR Simeon</b>	SLO	119.78	0	119.78	6	120.86	0	120.86	7	<b>240.64</b>	+ 8.77
8	3	<b>McINTOSH Stuart</b>	GBR	121.23	0	121.23	8	118.38	4	122.38	8	<b>243.61</b>	+ 11.74
9	8	<b>BELL Robin</b>	AUS	118.32	2	120.32	7	124.16	0	124.16	10	<b>244.48</b>	+ 12.61
10	2	<b>HERCEG Danko</b>	CRO	123.87	2	125.87	10	118.90	4	122.90	9	<b>248.77</b>	+ 16.90
11	10	<b>BIERYT Krzysztof</b>	POL	118.36	8	126.36	11	122.87	4	126.87	11	<b>253.23</b>	+ 21.36
12	1	<b>HEARN David</b>	USA	125.12	2	127.12	12	127.45	4	131.45	12	<b>258.57</b>	+ 26.70

**CHIEF JUDGE**
**Weather Conditions :**

Temperature	0.0 °C	Wind Speed:	0.0 Km/h	Water temperature	0.0 °C	Conditions:
Humidity:	0.0 %	Wind Direction:		Water flow:	0.0	

**Legend / Légende**

<b>DNS</b> Did Not Start / Absent au départ	<b>DQ</b> Disqualified / Disqualifié	<b>DNF</b> Did Not Finish / Abandon	<b>Pens</b> Penalties / Pénalités
---	--------------------------------------	-------------------------------------	-----------------------------------

**RACE ANALYSIS****ANALYSE DE LA COURSE****MEN'S C1  
FINAL****C-1 SLALOM - HOMMES  
FINALE**Penrith Whitewater  
Stadium

MON 18 SEP 2000

LUN 18 SEPT 2000

Rank	Bib	Name	Athlete Identification																								NOC			Total Points		
			Run Rnk	1	2	3	4	5	6	7	8	9	10	11	12	13	14	15	16	17	18	19	20	21	22	23	24	25	Pens	Time	Points	
<b>1</b>	<b>11</b>	<b>ESTANGUET Tony</b>	CSFRA10605197801																								<b>FRA</b>			<b>231.87</b>		
	1		-	-	-	-	-	-	-	-	-	-	-	-	-	-	-	-	-	-	-	-	-	-	-	-	-	-	0	115.25	115.25	
	3		-	-	-	-	-	-	-	-	-	-	-	-	-	-	-	-	-	-	-	-	-	-	-	-	-	2	114.62	116.62		
			S1: 29.99 S2: 78.54												S1: 29.88 S2: 77.78																	
<b>2</b>	<b>12</b>	<b>MARTIKAN Michal</b>	CSSVK11805197901																								<b>SVK</b>			<b>233.76</b>		
	5		-	-	-	-	-	-	-	-	-	-	-	-	-	-	-	-	-	-	-	-	-	-	-	-	-	2	117.17	119.17		
	1		-	-	-	-	-	-	-	-	-	-	-	-	-	-	-	-	-	-	-	-	-	-	-	-	-	0	114.59	114.59		
			S1: 31.81 S2: 78.83												S1: 31.27 S2: 78.95																	
<b>3</b>	<b>9</b>	<b>MINCIK Juraj</b>	CSSVK12703197701																								<b>SVK</b>			<b>234.22</b>		
	2		-	-	-	-	-	-	-	-	-	-	-	-	-	-	-	-	-	-	-	-	-	-	-	-	-	0	117.55	117.55		
	4		-	-	-	-	-	-	-	-	-	-	-	-	-	-	-	-	-	-	-	-	-	-	-	-	-	0	116.67	116.67		
			S1: 31.84 S2: 80.22												S1: 32.38 S2: 80.04																	
<b>4</b>	<b>7</b>	<b>BRUGVIN Emmanuel</b>	CSFRA11412197001																								<b>FRA</b>			<b>238.42</b>		
	3		-	-	-	-	-	-	-	-	-	-	-	-	-	-	-	-	-	-	-	-	-	-	-	-	-	0	118.69	118.69		
	5		-	-	-	-	-	-	-	-	-	-	-	-	-	-	-	-	-	-	-	-	-	-	-	-	-	2	117.73	119.73		
			S1: 32.90 S2: 80.38												S1: 31.56 S2: 80.36																	
<b>5</b>	<b>6</b>	<b>PFANMOELLER Stefan</b>	CSGER10412198001																								<b>GER</b>			<b>239.72</b>		
	4		-	-	-	-	-	-	-	-	-	-	-	-	-	-	-	-	-	-	-	-	-	-	-	-	-	0	119.03	119.03		
	6		-	-	-	-	-	-	-	-	-	-	-	-	-	-	-	-	-	-	-	-	-	-	-	-	-	4	116.69	120.69		
			S1: 31.94 S2: 80.30												S1: 31.16 S2: 78.86																	
<b>6</b>	<b>5</b>	<b>KAUFMANN Soeren</b>	CSGER10805197101																								<b>GER</b>			<b>240.18</b>		
	9		-	-	-	-	-	-	-	-	-	-	-	-	-	-	-	-	-	-	-	-	-	-	-	-	-	2	121.83	123.83		
	2		-	-	-	-	-	-	-	-	-	-	-	-	-	-	-	-	-	-	-	-	-	-	-	-	-	0	116.35	116.35		
			S1: 31.81 S2: 82.25												S1: 31.37 S2: 78.12																	
<b>7</b>	<b>4</b>	<b>HOCEVAR Simeon</b>	CSSLO12702197401																								<b>SLO</b>			<b>240.64</b>		
	6		-	-	-	-	-	-	-	-	-	-	-	-	-	-	-	-	-	-	-	-	-	-	-	-	-	0	119.78	119.78		
	7		-	-	-	-	-	-	-	-	-	-	-	-	-	-	-	-	-	-	-	-	-	-	-	-	-	0	120.86	120.86		
			S1: 32.08 S2: 81.56												S1: 32.22 S2: 81.80																	
<b>8</b>	<b>3</b>	<b>McINTOSH Stuart</b>	CSGBR10806197501																								<b>GBR</b>			<b>243.61</b>		
	8		-	-	-	-	-	-	-	-	-	-	-	-	-	-	-	-	-	-	-	-	-	-	-	-	-	0	121.23	121.23		
	8		-	-	-	-	-	-	-	-	-	-	-	-	-	-	-	-	-	-	-	-	-	-	-	-	-	4	118.38	122.38		
			S1: 34.65 S2: 82.89												S1: 31.76 S2: 80.50																	
<b>9</b>	<b>8</b>	<b>BELL Robin</b>	CSAUS11611197701																								<b>AUS</b>			<b>244.48</b>		
	7		-	-	-	-	-	-	-	-	-	-	-	-	-	-	-	-	-	-	-	-	-	-	-	-	-	2	118.32	120.32		
	10		-	-	-	-	-	-	-	-	-	-	-	-	-	-	-	-	-	-	-	-	-	-	-	-	-	0	124.16	124.16		
			S1: 32.09 S2: 79.35												S1: 33.73 S2: 85.81																	

## Legend / Légende

**DNS** Did Not Start / Absent au départ**Pens** Penalties / Pénalités**DQ** Disqualified / Disqualifié**S1** Split Time 1 / 1er temps intermédiaire**DNF** Did Not Finish / Abandon**S2** Split Time 2 / 2e temps intermédiaire



RACE ANALYSIS

ANALYSE DE LA COURSE

MEN'S C1  
FINAL

C-1 SLALOM - HOMMES  
FINALE



Penrith Whitewater  
Stadium

MON 18 SEP 2000

LUN 18 SEPT 2000

Rank	Bib	Name	Athlete Identification																								NOC			Total Points		
			Run Rnk	1	2	3	4	5	6	7	8	9	10	11	12	13	14	15	16	17	18	19	20	21	22	23	24	25	Pens	Time	Points	
10	2	<b>HERCEG Danko</b>	CSCRO13008197401																								CRO			<b>248.77</b>		
10			-	-	-	-	-	-	-	-	-	-	-	-	-	-	-	-	-	-	-	-	-	-	-	-	2	-	-	2	123.87	125.87
9			-	-	-	-	-	-	-	-	-	-	-	-	-	-	-	-	2	-	-	-	-	-	-	-	-	-	-	4	118.90	122.90
			S1: 32.12						S2: 82.00						S1: 32.72						S2: 82.28											
11	10	<b>BIERYT Krzysztof</b>	CSPOL11705197401																								POL			<b>253.23</b>		
11			-	-	-	-	-	-	-	-	-	-	-	2	-	-	-	-	-	-	-	2	-	2	2	-	-	-	8	118.36	126.36	
11			-	-	-	-	-	-	-	-	-	2	-	-	-	-	-	2	-	-	-	-	-	-	-	-	-	-	4	122.87	126.87	
			S1: 31.88						S2: 80.64						S1: 32.52						S2: 83.09											
12	1	<b>HEARN David</b>	CSUSA11704195901																								USA			<b>258.57</b>		
12			-	-	-	-	-	-	-	-	2	-	-	-	-	-	-	-	-	-	-	-	-	-	-	-	-	2	125.12	127.12		
12			-	-	-	-	-	-	-	-	-	-	-	-	-	-	-	-	2	-	-	-	2	-	-	-	-	4	127.45	131.45		
			S1: 34.00						S2: 85.04						S1: 33.95						S2: 83.89											

Gates Summary

	1	2	3	4	5	6	7	8	9	10	11	12	13	14	15	16	17	18	19	20	21	22	23	24	25
Touched	0	0	0	2	0	0	0	0	2	1	1	1	0	0	0	2	2	1	2	0	4	1	2	0	0
Missed	0	0	0	0	0	0	0	0	0	0	0	0	0	0	0	0	0	0	0	0	0	0	0	0	0

Legend / Légende

**DNS** Did Not Start / Absent au départ  
**Pens** Penalties / Pénalités

**DQ** Disqualified / Disqualifié  
**S1** Split Time 1 / 1er temps intermédiaire

**DNF** Did Not Finish / Abandon  
**S2** Split Time 2 / 2e temps intermédiaire





## RESULT LIST

## LISTE DES RESULTATS

MEN'S C1  
QUALIFYINGC-1 SLALOM - HOMMES  
ELIMINATOIRESPenrith Whitewater  
Stadium

SUN 17 SEP 2000

DIM 17 SEPT 2000

Final Rank	Bib No	Name	NOC Code	1st Run				2nd Run				Total	
				Time	Pens	Points	Rank	Time	Pens	Points	Rank	Points	Behind
1	3	MARTIKAN Michal	SVK	128.69	0	128.69	1	134.00	0	134.00	5	262.69	0.00
2	16	ESTANGUET Tony	FRA	130.39	2	132.39	3	131.02	0	131.02	1	263.41	+ 0.72
3	2	BIERYT Krzysztof	POL	132.85	0	132.85	5	132.19	0	132.19	2	265.04	+ 2.35
4	13	MINCIK Juraj	SVK	131.88	2	133.88	6	131.28	2	133.28	3	267.16	+ 4.47
5	14	BELL Robin	AUS	132.76	2	134.76	8	129.98	4	133.98	4	268.74	+ 6.05
6	11	BRUGVIN Emmanuel	FRA	132.74	0	132.74	4	132.55	4	136.55	6	269.29	+ 6.60
7	10	PFANMOELLER Stefan	GER	130.02	2	132.02	2	132.59	6	138.59	11	270.61	+ 7.92
8	12	KAUFMANN Soeren	GER	134.36	0	134.36	7	135.54	2	137.54	8	271.90	+ 9.21
9	7	HOCEVAR Simeon	SLO	136.64	0	136.64	11	135.61	2	137.61	9	274.25	+ 11.56
10	15	McINTOSH Stuart	GBR	136.55	0	136.55	10	133.84	4	137.84	10	274.39	+ 11.70
11	9	HERCEG Danko	CRO	136.59	2	138.59	12	133.23	4	137.23	7	275.82	+ 13.13
12	6	HEARN David	USA	135.53	0	135.53	9	139.36	6	145.36	13	280.89	+ 18.20
13	1	INDRUCH Tomas	CZE	136.29	4	140.29	13	139.46	2	141.46	12	281.75	+ 19.06
14	5	PETRY Cassio	BRA	143.63	2	145.63	14	144.09	4	148.09	14	293.72	+ 31.03
15	4	CARTWRIGHT-GARLAND Jam	CAN	144.64	4	148.64	15	147.02	2	149.02	15	297.66	+ 34.97
16	8	ERGUIN Jon	ESP	138.14	54	192.14	16	170.48	0	170.48	16	362.62	+ 99.93

## CHIEF JUDGE

## Weather Conditions :

Temperature 30.6 °C Wind Speed: 24.0 Km/h Water temperature 18.0 °C Conditions: SUNNY  
Humidity: 19.0% Wind Direction: W Water flow: 14.0

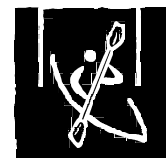
## Legend / Légende

DNS Did Not Start / Absent au départ

DQ Disqualified / Disqualifié

DNF Did Not Finish / Abandon

Pens Penalties / Pénalités



Rank	Bib	Name	Athlete Identification																						NOC			Total Points							
			Run Rnk	1	2	3	4	5	6	7	8	9	10	11	12	13	14	15	16	17	18	19	20	21	22	23	24	25	Pens	Time	Points				
1	3	<b>MARTIKAN Michal</b>																																	
	1		-	-	-	-	-	-	-	-	-	-	-	-	-	-	-	-	-	-	-	-	-	-	-	-	-	-	-	-	-	-	0	128.69	128.69
	5		-	-	-	-	-	-	-	-	-	-	-	-	-	-	-	-	-	-	-	-	-	-	-	-	-	-	-	-	-	0	134.00	134.00	
	S1: 36.19 S2: 85.37																						S1: 37.59 S2: 88.21												
2	16	<b>ESTANGUET Tony</b>																																	
	3		-	-	-	-	-	-	-	-	2	-	-	-	-	-	-	-	-	-	-	-	-	-	-	-	-	-	-	-	-	2	130.39	132.39	
	1		-	-	-	-	-	-	-	-	-	-	-	-	-	-	-	-	-	-	-	-	-	-	-	-	-	-	-	-	-	0	131.02	131.02	
	S1: 35.31 S2: 84.30																						S1: 36.32 S2: 86.06												
3	2	<b>BIERYT Krzysztof</b>																																	
	5		-	-	-	-	-	-	-	-	-	-	-	-	-	-	-	-	-	-	-	-	-	-	-	-	-	-	-	-	-	0	132.85	132.85	
	2		-	-	-	-	-	-	-	-	-	-	-	-	-	-	-	-	-	-	-	-	-	-	-	-	-	-	-	-	-	0	132.19	132.19	
	S1: 36.82 S2: 87.25																						S1: 37.11 S2: 87.66												
4	13	<b>MINCIK Juraj</b>																																	
	6		-	-	-	-	-	-	-	-	-	-	-	-	-	-	-	-	-	-	-	-	-	-	-	-	2	-	-	-	-	2	131.88	133.88	
	3		-	-	-	-	-	-	-	-	-	-	-	-	-	-	-	-	-	2	-	-	-	-	-	-	-	-	-	-	-	2	131.28	133.28	
	S1: 37.70 S2: 87.41																						S1: 36.88 S2: 87.12												
5	14	<b>BELL Robin</b>																																	
	8		-	-	-	-	-	-	-	-	-	-	-	-	-	-	-	-	-	-	-	-	-	-	-	-	2	-	-	-	-	2	132.76	134.76	
	4		-	-	-	-	-	-	-	-	-	-	-	-	-	-	-	2	-	-	2	-	-	-	-	-	-	-	-	-	-	4	129.98	133.98	
	S1: 37.41 S2: 85.67																						S1: 37.71 S2: 86.84												
6	11	<b>BRUGVIN Emmanuel</b>																																	
	4		-	-	-	-	-	-	-	-	-	-	-	-	-	-	-	-	-	-	-	-	-	-	-	-	-	-	-	-	-	0	132.74	132.74	
	6		-	-	-	-	-	-	-	-	-	-	-	-	-	-	-	-	-	2	-	-	-	-	-	-	2	-	-	-	-	4	132.55	136.55	
	S1: 37.22 S2: 87.03																						S1: 37.03 S2: 86.52												
7	10	<b>PFANNMOELLER Stefan</b>																																	
	2		-	-	-	-	-	-	-	-	-	-	-	-	-	-	-	-	-	-	-	-	-	-	-	-	-	2	-	-	-	2	130.02	132.02	
	11		-	-	-	-	-	-	-	-	2	-	-	-	-	-	-	-	-	-	2	-	-	-	-	-	-	-	-	-	-	6	132.59	138.59	
	S1: 36.42 S2: 84.88																						S1: 37.27 S2: 87.88												
8	12	<b>KAUFMANN Soeren</b>																																	
	7		-	-	-	-	-	-	-	-	-	-	-	-	-	-	-	-	-	-	-	-	-	-	-	-	-	-	-	-	-	0	134.36	134.36	
	8		-	-	-	-	-	-	-	-	-	-	-	-	-	-	-	-	-	-	-	2	-	-	-	-	-	-	-	-	-	2	135.54	137.54	
	S1: 37.93 S2: 87.34																						S1: 37.98 S2: 88.13												
9	7	<b>HOCEVAR Simeon</b>																																	
	11		-	-	-	-	-	-	-	-	-	-	-	-	-	-	-	-	-	-	-	-	-	-	-	-	-	-	-	-	-	0	136.64	136.64	
	9		-	-	-	-	-	-	-	-	-	-	-	-	-	-	-	-	-	-	-	-	-	-	-	-	-	2	-	-	-	2	135.61	137.61	
	S1: 37.76 S2: 90.71																						S1: 38.87 S2: 89.45												

**Legend / Légende**
**DNS** Did Not Start / Absent au départ  
**Pens** Penalties / Pénalités

**DQ** Disqualified / Disqualifié  
**S1** Split Time 1 / 1er temps intermédiaire

**DNF** Did Not Finish / Abandon  
**S2** Split Time 2 / 2e temps intermédiaire

**RACE ANALYSIS****ANALYSE DE LA COURSE****MEN'S C1  
QUALIFYING****C-1 SLALOM - HOMMES  
ELIMINATOIRES**Penrith Whitewater  
Stadium

SUN 17 SEP 2000

DIM 17 SEPT 2000

Rank	Bib	Name	Athlete Identification																								NOC			Total Points		
			Run Rnk	1	2	3	4	5	6	7	8	9	10	11	12	13	14	15	16	17	18	19	20	21	22	23	24	25	Pens	Time	Points	
<b>10</b>	<b>15</b>	<b>McINTOSH Stuart</b>	CSGBR10806197501																								<b>GBR</b>			<b>274.39</b>		
10			-	-	-	-	-	-	-	-	-	-	-	-	-	-	-	-	-	-	-	-	-	-	-	-	-	-	0	136.55	136.55	
10			-	-	-	-	-	-	-	-	-	-	-	-	2	-	-	-	-	-	-	-	-	-	-	-	-	-	4	133.84	137.84	
			S1: 37.99 S2: 91.13												S1: 38.33 S2: 89.86																	
<b>11</b>	<b>9</b>	<b>HERCEG Danko</b>	CSCRO13008197401																								<b>CRO</b>			<b>275.82</b>		
12			-	-	-	-	-	-	-	-	-	-	-	-	2	-	-	-	-	-	-	-	-	-	-	-	-	-	2	136.59	138.59	
7			-	-	-	-	-	-	-	-	-	-	-	-	-	-	-	-	-	-	-	-	-	-	-	-	-	4	133.23	137.23		
			S1: 37.17 S2: 90.75												S1: 0.00 S2: 88.29																	
<b>12</b>	<b>6</b>	<b>HEARN David</b>	CSUSA11704195901																								<b>USA</b>			<b>280.89</b>		
9			-	-	-	-	-	-	-	-	-	-	-	-	-	-	-	-	-	-	-	-	-	-	-	-	-	0	135.53	135.53		
13			-	-	-	2	-	-	-	-	-	-	-	-	-	-	-	-	-	-	-	-	-	-	-	-	-	6	139.36	145.36		
			S1: 38.56 S2: 91.53												S1: 40.05 S2: 94.35																	
<b>13</b>	<b>1</b>	<b>INDRUCH Tomas</b>	CSCZE11005197601																								<b>CZE</b>			<b>281.75</b>		
13			-	-	2	-	-	-	-	-	-	-	-	-	-	-	-	-	-	-	-	-	-	-	-	-	-	4	136.29	140.29		
12			-	-	-	-	-	-	-	-	-	-	-	2	-	-	-	-	-	-	-	-	-	-	-	-	-	2	139.46	141.46		
			S1: 36.85 S2: 89.47												S1: 38.09 S2: 91.86																	
<b>14</b>	<b>5</b>	<b>PETRY Cassio</b>	CSBRA11205197801																								<b>BRA</b>			<b>293.72</b>		
14			-	-	-	-	-	-	-	-	-	-	-	-	2	-	-	-	-	-	-	-	-	-	-	-	-	2	143.63	145.63		
14			-	-	-	-	-	-	-	-	-	-	-	-	-	-	-	-	-	-	-	-	-	-	-	-	-	4	144.09	148.09		
			S1: 39.26 S2: 93.67												S1: 39.83 S2: 96.65																	
<b>15</b>	<b>4</b>	<b>CARTWRIGHT-GARLAND James</b>	CSCAN11606197601																								<b>CAN</b>			<b>297.66</b>		
15			-	-	-	-	-	-	-	-	-	-	-	-	2	-	-	-	-	-	-	-	-	-	-	-	-	4	144.64	148.64		
15			-	-	-	2	-	-	-	-	-	-	-	-	-	-	-	-	-	-	-	-	-	-	-	-	-	2	147.02	149.02		
			S1: 38.23 S2: 93.79												S1: 38.38 S2: 96.11																	
<b>16</b>	<b>8</b>	<b>ERGUIN Jon</b>	CSESP10303198001																								<b>ESP</b>			<b>362.62</b>		
16			-	-	-	-	-	-	-	-	-	-	-	-	-	-	-	-	-	-	-	-	-	-	-	-	-	54	138.14	192.14		
16			-	-	-	-	-	-	-	-	-	-	-	-	-	-	-	-	-	-	-	-	-	-	-	-	-	0	170.48	170.48		
			S1: 38.17 S2: 89.49												S1: 38.50 S2: 93.18																	

**Gates Summary**

	1	2	3	4	5	6	7	8	9	10	11	12	13	14	15	16	17	18	19	20	21	22	23	24	25
<b>Touched</b>	0	0	1	1	1	0	0	0	3	2	0	0	0	0	6	1	0	2	6	2	3	5	0	0	0
<b>Missed</b>	0	0	0	0	0	0	0	0	0	0	0	0	0	0	0	0	0	0	0	0	0	1	0	0	0

**Legend / Légende**

**DNS** Did Not Start / Absent au départ  
**Pens** Penalties / Pénalités

**DQ** Disqualified / Disqualifié  
**S1** Split Time 1 / 1er temps intermédiaire

**DNF** Did Not Finish / Abandon  
**S2** Split Time 2 / 2e temps intermédiaire



WED 20 SEP 2000

MER 20 SEPT 2000

Final Rank	Bib No	Name	NOC Code	1st Run				2nd Run				Total	
				Time	Pens	Points	Rank	Time	Pens	Points	Rank	Points	Behind
1	47	HOCHSCHORNER/HOCHSCHO	SVK	119.01	2	121.01	2	116.73	0	116.73	1	<b>237.74</b>	0.00
2	42	KOLOMANSKI/STANISZEWSK	POL	124.19	0	124.19	6	119.62	0	119.62	2	<b>243.81</b>	+ 6.07
3	43	JIRAS/MADER	CZE	121.43	2	123.43	4	122.02	4	126.02	3	<b>249.45</b>	+ 11.71
4	44	BOWMAN/SMITH	GBR	121.85	2	123.85	5	126.08	0	126.08	4	<b>249.93</b>	+ 12.19
5	40	VOLF/STEPANEK	CZE	126.27	0	126.27	8	123.09	4	127.09	5	<b>253.36</b>	+ 15.62
6	41	WOJS/MORDARSKI	POL	119.74	2	121.74	3	127.77	6	133.77	6	<b>255.51</b>	+ 17.77
7	46	ADISSON/FORGUES	FRA	119.28	0	119.28	1	119.63	52	171.63	7	<b>290.91</b>	+ 53.17
8	45	EHRENBERG/SENF	GER	123.15	2	125.15	7	124.63	52	176.63	8	<b>301.78</b>	+ 64.04

## CHIEF JUDGE

## Weather Conditions :

Temperature 26.0 °C Wind Speed: 20.0 Km/h Water temperature 18.0 °C Conditions: SUNNY LIGHT CLOU  
 Humidity: 34.0 % Wind Direction: E Water flow: 14.0

## Legend / Légende

DNS Did Not Start / Absent au départ

DQ Disqualified / Disqualifié

DNF Did Not Finish / Abandon

Pens Penalties / Pénalités



# RACE ANALYSIS

## ANALYSE DE LA COURSE

MEN'S C2  
FINAL

C-2 SLALOM - HOMMES  
FINALE



Penrith Whitewater  
Stadium

WED 20 SEP 2000  
MER 20 SEPT 2000

Rank	Bib	Name	Athlete Identification																								NOC			Total Points				
			Run Rnk	1	2	3	4	5	6	7	8	9	10	11	12	13	14	15	16	17	18	19	20	21	22	23	24	25	Pens	Time	Points			
1	47	<b>HOCHSCHORNER/HOCHSCHORNER</b>	CSSVK10709197901																								SVK			<b>237.74</b>				
			CSSVK10709197902																															
			2	-	-	-	-	-	-	-	-	-	-	-	-	-	-	-	-	-	-	2	-	-	-	-	-	-	-	-	2	119.01	121.01	
			1	-	-	-	-	-	-	-	-	-	-	-	-	-	-	-	-	-	-	-	-	-	-	-	-	-	-	-	0	116.73	116.73	
			S1: 31.66 S2: 81.14																								S1: 31.28 S2: 80.03							
2	42	<b>KOLOMANSKI/STANISZEWSKI</b>	CSPOL11608197301																								POL			<b>243.81</b>				
			CSPOL11609197302																															
			6	-	-	-	-	-	-	-	-	-	-	-	-	-	-	-	-	-	-	-	-	-	-	-	-	-	-	0	124.19	124.19		
			2	-	-	-	-	-	-	-	-	-	-	-	-	-	-	-	-	-	-	-	-	-	-	-	-	-	-	0	119.62	119.62		
			S1: 31.36 S2: 83.80																								S1: 31.30 S2: 81.99							
3	43	<b>JIRAS/MADER</b>	CSCZE11808197601																								CZE			<b>249.45</b>				
			CSCZE11804197401																															
			4	-	-	-	-	-	-	-	-	-	-	-	-	-	-	-	-	-	-	-	-	-	-	-	2	-	-	2	121.43	123.43		
			3	-	-	-	-	-	-	-	-	-	2	-	2	-	-	-	-	-	-	-	-	-	-	-	-	-	-	4	122.02	126.02		
			S1: 31.06 S2: 82.92																								S1: 30.45 S2: 82.55							
4	44	<b>BOWMAN/SMITH</b>	CSGBR11302197501																								GBR			<b>249.93</b>				
			CSGBR11511196901																															
			5	-	-	-	-	-	-	-	2	-	-	-	-	-	-	-	-	-	-	-	-	-	-	-	-	-	2	121.85	123.85			
			4	-	-	-	-	-	-	-	-	-	-	-	-	-	-	-	-	-	-	-	-	-	-	-	-	-	0	126.08	126.08			
			S1: 31.95 S2: 83.35																								S1: 32.32 S2: 86.17							
5	40	<b>VOLF/STEPANEK</b>	CSCZE12909197901																								CZE			<b>253.36</b>				
			CSCZE12811197901																															
			8	-	-	-	-	-	-	-	-	-	-	-	-	-	-	-	-	-	-	-	-	-	-	-	-	-	0	126.27	126.27			
			5	-	-	-	-	-	-	-	2	-	-	-	-	2	-	-	-	-	-	-	-	-	-	-	-	-	4	123.09	127.09			
			S1: 32.03 S2: 87.00																								S1: 31.93 S2: 83.27							
6	41	<b>WOJS/MORDARSKI</b>	CSPOL10512197901																								POL			<b>255.51</b>				
			CSPOL10401197901																															
			3	-	-	-	-	-	-	-	-	-	-	-	-	-	-	-	-	-	-	2	-	-	-	-	-	-	2	119.74	121.74			
			6	-	-	-	-	-	-	-	2	2	-	-	-	2	-	-	-	-	-	-	-	-	-	-	-	-	6	127.77	133.77			
			S1: 32.02 S2: 82.90																								S1: 32.47 S2: 88.89							
7	46	<b>ADISSON/FOGUES</b>	CSFRA12407196901																								FRA			<b>290.91</b>				
			CSFRA12212196901																															
			1	-	-	-	-	-	-	-	-	-	-	-	-	-	-	-	-	-	-	-	-	-	-	-	-	-	0	119.28	119.28			
			7	-	-	-	-	-	-	-	-	-	-	-	-	-	-	2	-	-	-	50	-	-	-	-	-	-	52	119.63	171.63			
			S1: 31.64 S2: 80.80																								S1: 31.53 S2: 80.14							
8	45	<b>EHRENBURG/SENFT</b>	CSGER10201197201																								GER			<b>301.78</b>				
			CSGER12809197201																															
			7	-	-	-	-	-	-	-	-	-	-	-	-	-	-	-	-	-	-	2	-	-	-	-	-	-	2	123.15	125.15			
			8	-	-	-	2	-	-	-	-	-	-	-	-	-	-	-	-	-	-	50	-	-	-	-	-	-	52	124.63	176.63			
			S1: 32.37 S2: 84.34																								S1: 31.17 S2: 81.93							

<b>Gates Summary</b>	1	2	3	4	5	6	7	8	9	10	11	12	13	14	15	16	17	18	19	20	21	22	23	24	25
<b>Touched</b>	0	0	0	1	0	0	2	0	1	0	2	2	0	0	0	0	0	3	1	0	1	0	1	0	0
<b>Missed</b>	0	0	0	0	0	0	0	0	0	0	0	0	0	0	0	0	0	0	0	0	0	2	0	0	0

### Legend / Légende

**DNS** Did Not Start / Absent au départ  
**Pens** Penalties / Pénalités

**DQ** Disqualified / Disqualifié  
**S1** Split Time 1 / 1er temps intermédiaire

**DNF** Did Not Finish / Abandon  
**S2** Split Time 2 / 2e temps intermédiaire



Canoe/Kayak Slalom

TUE 19 SEP 2000  
MAR 19 SEPT 2000

Final Rank	Bib No	Name	NOC Code	1st Run				2nd Run				Total	
				Time	Pens	Points	Rank	Time	Pens	Points	Rank	Points	Behind
1	51	HOCHSCHORNER/HOCHSCHO	SVK	130.64	2	132.64	1	134.49	2	136.49	2	<b>269.13</b>	0.00
2	49	ADISSON/FORGUES	FRA	134.96	0	134.96	3	135.54	0	135.54	1	<b>270.50</b>	+ 1.37
3	47	EHRENBERG/SENF	GER	134.89	0	134.89	2	140.65	4	144.65	8	<b>279.54</b>	+ 10.41
4	46	BOWMAN/SMITH	GBR	138.95	0	138.95	4	139.65	2	141.65	6	<b>280.60</b>	+ 11.47
5	43	JIRAS/MADER	CZE	140.74	2	142.74	5	139.33	2	141.33	5	<b>284.07</b>	+ 14.94
6	50	KOLOMANSKI/STANISZEWSK	POL	144.46	4	148.46	8	137.48	0	137.48	4	<b>285.94</b>	+ 16.81
7	48	WOJS/MORDARSKI	POL	142.48	2	144.48	6	140.48	2	142.48	7	<b>286.96</b>	+ 17.83
8	45	VOLF/STEPANEK	CZE	151.29	2	153.29	9	137.28	0	137.28	3	<b>290.57</b>	+ 21.44
9	41	GAUTHIER/LAWLOR	CAN	156.57	6	162.57	10	148.54	0	148.54	9	<b>311.11</b>	+ 41.98
10	44	HERREROS/VICENTE	ESP	143.93	52	195.93	11	144.69	4	148.69	10	<b>344.62</b>	+ 75.49
11	42	SWOBODA/FARRANCE	AUS	143.32	4	147.32	7	146.01	54	200.01	12	<b>347.33</b>	+ 78.20
12	40	TAYLOR/HALLER	USA	144.43	54	198.43	12	153.39	2	155.39	11	<b>353.82</b>	+ 84.69

## CHIEF JUDGE

## Weather Conditions :

Temperature 28.5 °C Wind Speed: 24.0 Km/h Water temperature 18.0 °C Conditions: SUNNY & BREEZY  
 Humidity: 19.0 % Wind Direction: W Water flow: 14.0

## Legend / Légende

**DNS** Did Not Start / Absent au départ **DQ** Disqualified / Disqualifié **DNF** Did Not Finish / Abandon **Pens** Penalties / Pénalités

FIRST 8 QUALIFY FOR FINAL



## RACE ANALYSIS

## ANALYSE DE LA COURSE

MEN'S C2  
QUALIFYINGC-2 SLALOM - HOMMES  
ELIMINATOIRESPenrith Whitewater  
Stadium

TUE 19 SEP 2000

MAR 19 SEPT 2000

Rank	Bib	Name	Athlete Identification																				NOC			Total Points		
			Run Rnk	1	2	3	4	5	6	7	8	9	10	11	12	13	14	15	16	17	18	19	20	21	22	23	24	25
1	51	HOCHSCHORNER/HOCHSCHORNER	CSSVK10709197901																				SVK	2	130.64	132.64		
			CSSVK10709197902																								2	134.49
			S1: 37.67	S2: 86.44	S1: 36.93	S2: 89.01																						
2	49	ADISSON/FORGUES	CSFRA12407196901																				FRA	0	134.96	134.96		
			CSFRA12212196901																								0	135.54
			S1: 38.00	S2: 90.95	S1: 38.49	S2: 90.35																						
3	47	EHRENBERG/SEFT	CSGER10201197201																				GER	0	134.89	134.89		
			CSGER12809197201																								4	140.65
			S1: 38.59	S2: 90.93	S1: 37.70	S2: 92.07																						
4	46	BOWMAN/SMITH	CSGBR11302197501																				GBR	0	138.95	138.95		
			CSGBR11511196901																								2	139.65
			S1: 38.17	S2: 92.60	S1: 38.04	S2: 92.60																						
5	43	JIRAS/MADER	CSCZE11808197601																				CZE	2	140.74	142.74		
			CSCZE11804197401																								2	139.33
			S1: 38.51	S2: 94.31	S1: 39.25	S2: 91.88																						
6	50	KOLOMANSKI/STANISZEWSKI	CSPOL11608197301																				POL	4	144.46	148.46		
			CSPOL11609197301																								0	137.48
			S1: 39.35	S2: 92.45	S1: 37.94	S2: 91.81																						
7	48	WOJS/MORDARSKI	CSPOL10512197901																				POL	2	142.48	144.48		
			CSPOL10401197901																								2	140.48
			S1: 38.88	S2: 92.64	S1: 37.70	S2: 92.27																						
8	45	VOLF/STEPANEK	CSCZE12909197901																				CZE	2	151.29	153.29		
			CSCZE12811197901																								0	137.28
			S1: 37.64	S2: 92.17	S1: 37.93	S2: 91.31																						
9	41	GAUTHIER/LAWLOR	CSCAN13005196701																				CAN	6	156.57	162.57		
			CSCAN11110197201																								0	148.54
			S1: 41.39	S2: 103.20	S1: 41.40	S2: 98.75																						

## Legend / Légende

DNS Did Not Start / Absent au départ

Pens Penalties / Pénalités

DQ Disqualified / Disqualifié

S1 Split Time 1 / 1er temps intermédiaire

DNF Did Not Finish / Abandon

S2 Split Time 2 / 2e temps intermédiaire



RACE ANALYSIS

ANALYSE DE LA COURSE

MEN'S C2  
QUALIFYING

C-2 SLALOM - HOMMES  
ELIMINATOIRES



Penrith Whitewater  
Stadium

TUE 19 SEP 2000  
MAR 19 SEPT 2000

Rank	Bib	Name	Athlete Identification																								NOC			Total Points		
			Run Rnk	1	2	3	4	5	6	7	8	9	10	11	12	13	14	15	16	17	18	19	20	21	22	23	24	25	Pens	Time	Points	
10	44	HERREROS/VICENTE	CSESP12408197201																								ESP			344.62		
			CSESP12011197301																													
			11	-	-	-	-	-	-	-	-	-	-	-	-	-	-	-	-	-	-	-	-	-	-	-	-	-	-	-	-	52
10	-	-	-	-	-	-	-	-	-	-	-	2	2	-	-	-	-	-	-	-	-	-	-	-	-	-	-	-	4	144.69	148.69	
		S1: 40.51 S2: 95.64												S1: 40.81 S2: 95.37																		
11	42	SWOBODA/FARRANCE	CSAUS10408197101																								AUS			347.33		
			CSAUS11409197201																													
			7	-	-	-	2	-	-	-	-	-	-	-	-	-	-	-	-	-	-	-	-	-	-	-	-	-	-	-	-	4
12	-	-	-	-	-	-	-	-	-	-	-	-	50	-	-	-	-	-	2	2	-	-	-	-	-	-	-	-	54	146.01	200.01	
		S1: 38.58 S2: 95.75												S1: 40.02 S2: 95.92																		
12	40	TAYLOR/HALLER	CSUSA12304197001																								USA			353.82		
			CSUSA10208195701																													
			12	2	-	-	-	-	-	-	-	-	-	-	50	-	-	-	-	-	2	-	-	-	-	-	-	-	-	-	-	54
11	-	-	-	-	-	-	-	-	-	-	-	-	2	-	-	-	-	-	-	-	-	-	-	-	-	-	-	-	2	153.39	155.39	
		S1: 41.54 S2: 96.27												S1: 40.22 S2: 94.78																		

Gates Summary	1	2	3	4	5	6	7	8	9	10	11	12	13	14	15	16	17	18	19	20	21	22	23	24	25
Touched	1	1	1	1	0	0	0	1	1	0	3	2	1	0	0	1	0	3	1	2	2	4	0	0	0
Missed	0	0	0	0	0	0	0	0	0	0	1	1	0	0	0	0	0	0	0	0	0	1	0	0	0

Legend / Légende

DNS Did Not Start / Absent au départ  
Pens Penalties / Pénalités

DQ Disqualified / Disqualifié  
S1 Split Time 1 / 1er temps intermédiaire

DNF Did Not Finish / Abandon  
S2 Split Time 2 / 2e temps intermédiaire



Canoe/Kayak Slalom  
Canoe/Kayak Slalom  
Canoe/Kayak Slalom  
Canoe/Kayak Slalom  
Canoe/Kayak Slalom





RESULT LIST

LISTE DES RESULTATS

WOMEN'S K1  
FINAL

K-1 SLALOM - FEMMES  
FINALE



Penrith Whitewater  
Stadium

MON 18 SEP 2000

LUN 18 SEPT 2000

Final Rank	Bib No	Name	NOC Code	1st Run				2nd Run				Total	
				Time	Pens	Points	Rank	Time	Pens	Points	Rank	Points	Behind
1	33	HILGERTOVA Stepanka	CZE	125.21	0	125.21	2	121.83	0	121.83	1	247.04	0.00
2	31	GUIBAL Brigitte	FRA	122.98	2	124.98	1	124.90	2	126.90	3	251.88	+ 4.84
3	24	BARDET Anne-Lise	FRA	125.77	0	125.77	3	129.00	0	129.00	4	254.77	+ 7.73
4	34	KALISKA Elena	SVK	126.68	0	126.68	5	125.27	4	129.27	5	255.95	+ 8.91
5	32	PAVELKOVA Irena	CZE	127.31	2	129.31	8	126.80	0	126.80	2	256.11	+ 9.07
6	28	PLANERT Mandy	GER	124.03	2	126.03	4	129.82	2	131.82	8	257.85	+ 10.81
7	29	GIDDENS Rebecca	USA	127.26	2	129.26	7	127.43	2	129.43	7	258.69	+ 11.65
8	21	WOODWARD Danielle	AUS	128.58	4	132.58	10	129.31	0	129.31	6	261.89	+ 14.85
9	26	FRIEDLI Sandra	SUI	125.79	2	127.79	6	128.51	6	134.51	10	262.30	+ 15.26
10	27	HIRT Susanne	GER	129.08	2	131.08	9	132.93	2	134.93	12	266.01	+ 18.97
11	30	STACHEROVA Gabriela	SVK	134.02	0	134.02	11	132.61	2	134.61	11	268.63	+ 21.59
12	22	BLAKEMAN Laura	GBR	134.91	2	136.91	12	136.80	0	136.80	14	273.71	+ 26.67
13	20	LANGFORD Margaret	CAN	136.82	4	140.82	14	129.32	4	133.32	9	274.14	+ 27.10
14	23	EIZMENDI Maria	ESP	134.97	2	136.97	13	135.58	4	139.58	15	276.55	+ 29.51
15	25	OBLINGER-PETERS Violetta	AUT	143.64	2	145.64	15	134.65	2	136.65	13	282.29	+ 35.25

CHIEF JUDGE

Weather Conditions :

Temperature 28.5 °C    Wind Speed: 28.0 Km/h    Water temperature 18.0 °C    Conditions: SUNNY & WINDY  
 Humidity: 11.0 %    Wind Direction: NW    Water flow: 14.0

Legend / Légende

DNS Did Not Start / Absent au départ    DQ Disqualified / Disqualifié    DNF Did Not Finish / Abandon    Pens Penalties / Pénalités

**RACE ANALYSIS****ANALYSE DE LA COURSE****WOMEN'S K1  
FINAL****K-1 SLALOM - FEMMES  
FINALE**Penrith Whitewater  
Stadium

MON 18 SEP 2000

LUN 18 SEPT 2000

Rank	Bib	Name	Athlete Identification																								NOC			Total Points		
			Run Rnk	1	2	3	4	5	6	7	8	9	10	11	12	13	14	15	16	17	18	19	20	21	22	23	24	25	Pens	Time	Points	
<b>1</b>	<b>33</b>	<b>HILGERTOVA Stepanka</b>	CSCZE21004196801																								<b>CZE</b>			<b>247.04</b>		
2			-	-	-	-	-	-	-	-	-	-	-	-	-	-	-	-	-	-	-	-	-	-	-	-	-	-	0	125.21	125.21	
1			-	-	-	-	-	-	-	-	-	-	-	-	-	-	-	-	-	-	-	-	-	-	-	-	-	0	121.83	121.83		
			S1: 33.16 S2: 85.14 S1: 33.47 S2: 83.44																													
<b>2</b>	<b>31</b>	<b>GUIBAL Brigitte</b>	CSFRA21502197101																								<b>FRA</b>			<b>251.88</b>		
1			-	-	-	-	-	-	-	2	-	-	-	-	-	-	-	-	-	-	-	-	-	-	-	-	-	2	122.98	124.98		
3			-	-	-	-	-	-	-	2	-	-	-	-	-	-	-	-	-	-	-	-	-	-	-	-	-	2	124.90	126.90		
			S1: 33.76 S2: 84.01 S1: 32.65 S2: 83.71																													
<b>3</b>	<b>24</b>	<b>BARDET Anne-Lise</b>	CSFRA21811196901																								<b>FRA</b>			<b>254.77</b>		
3			-	-	-	-	-	-	-	-	-	-	-	-	-	-	-	-	-	-	-	-	-	-	-	-	-	0	125.77	125.77		
4			-	-	-	-	-	-	-	-	-	-	-	-	-	-	-	-	-	-	-	-	-	-	-	-	-	0	129.00	129.00		
			S1: 31.98 S2: 84.77 S1: 32.78 S2: 85.04																													
<b>4</b>	<b>34</b>	<b>KALISKA Elena</b>	CSSVK21901197201																								<b>SVK</b>			<b>255.95</b>		
5			-	-	-	-	-	-	-	-	-	-	-	-	-	-	-	-	-	-	-	-	-	-	-	-	-	0	126.68	126.68		
5			-	-	-	-	-	-	-	-	-	-	-	2	-	-	-	-	-	-	-	-	-	-	-	-	2	4	125.27	129.27		
			S1: 32.87 S2: 85.30 S1: 33.19 S2: 83.59																													
<b>5</b>	<b>32</b>	<b>PAVELKOVA Irena</b>	CSCZE20509197401																								<b>CZE</b>			<b>256.11</b>		
8			-	-	-	-	-	-	-	-	2	-	-	-	-	-	-	-	-	-	-	-	-	-	-	-	-	2	127.31	129.31		
2			-	-	-	-	-	-	-	-	-	-	-	-	-	-	-	-	-	-	-	-	-	-	-	-	-	0	126.80	126.80		
			S1: 33.77 S2: 87.37 S1: 34.36 S2: 86.59																													
<b>6</b>	<b>28</b>	<b>PLANERT Mandy</b>	CSGER22601197501																								<b>GER</b>			<b>257.85</b>		
4			-	-	-	-	-	-	-	2	-	-	-	-	-	-	-	-	-	-	-	-	-	-	-	-	-	2	124.03	126.03		
8			-	-	-	-	-	-	-	-	-	-	-	-	-	-	-	-	-	-	-	-	-	-	-	-	-	2	129.82	131.82		
			S1: 32.61 S2: 84.59 S1: 31.79 S2: 88.31																													
<b>7</b>	<b>29</b>	<b>GIDDENS Rebecca</b>	CSUSA21909197701																								<b>USA</b>			<b>258.69</b>		
7			-	-	-	-	-	-	-	2	-	-	-	-	-	-	-	-	-	-	-	-	-	-	-	-	-	2	127.26	129.26		
7			-	-	-	-	-	-	2	-	-	-	-	-	-	-	-	-	-	-	-	-	-	-	-	-	-	2	127.43	129.43		
			S1: 33.22 S2: 84.79 S1: 34.10 S2: 88.15																													
<b>8</b>	<b>21</b>	<b>WOODWARD Danielle</b>	CSAUS22003196501																								<b>AUS</b>			<b>261.89</b>		
10			-	-	-	-	-	-	-	2	-	-	-	-	-	-	2	-	-	-	-	-	-	-	-	-	-	4	128.58	132.58		
6			-	-	-	-	-	-	-	-	-	-	-	-	-	-	-	-	-	-	-	-	-	-	-	-	-	0	129.31	129.31		
			S1: 34.16 S2: 86.52 S1: 34.33 S2: 89.00																													
<b>9</b>	<b>26</b>	<b>FRIEDLI Sandra</b>	CSSUI22510197401																								<b>SUI</b>			<b>262.30</b>		
6			-	-	-	-	-	-	-	-	-	-	-	-	-	-	-	-	-	-	-	2	-	-	-	-	-	2	125.79	127.79		
10			2	-	-	-	-	-	-	-	-	-	-	-	-	-	-	-	-	-	-	-	-	-	-	-	-	6	128.51	134.51		
			S1: 33.11 S2: 86.35 S1: 33.73 S2: 86.40																													

## Legend / Légende

**DNS** Did Not Start / Absent au départ  
**Pens** Penalties / Pénalités

**DQ** Disqualified / Disqualifié  
**S1** Split Time 1 / 1er temps intermédiaire

**DNF** Did Not Finish / Abandon  
**S2** Split Time 2 / 2e temps intermédiaire

**RACE ANALYSIS****ANALYSE DE LA COURSE****WOMEN'S K1  
FINAL****K-1 SLALOM - FEMMES  
FINALE**Penrith Whitewater  
Stadium

MON 18 SEP 2000

LUN 18 SEPT 2000

Rank	Bib	Name	Athlete Identification																								NOC			Total Points																
			Run Rnk	1	2	3	4	5	6	7	8	9	10	11	12	13	14	15	16	17	18	19	20	21	22	23	24	25	Pens	Time	Points															
10	27	<b>HIRT Susanne</b>	CSGER21508197301																								GER			<b>266.01</b>																
			9	-	-	-	-	-	-	-	-	-	-	-	-	-	-	-	-	-	-	-	-	-	-	-	-	-	-	-	-	2	129.08	131.08												
			12	-	-	-	-	-	-	-	-	-	2	-	-	-	-	-	-	-	-	-	-	-	-	-	-	-	-	-	-	2	132.93	134.93												
		S1:	33.09												S2:	86.96														S1:	34.31						S2:	91.31								
11	30	<b>STACHEROVA Gabriela</b>	CSSVK20402198001																								SVK			<b>268.63</b>																
			11	-	-	-	-	-	-	-	-	-	-	-	-	-	-	-	-	-	-	-	-	-	-	-	-	-	-	-	-	-	0	134.02	134.02											
			11	-	-	-	-	-	-	-	-	-	2	-	-	-	-	-	-	-	-	-	-	-	-	-	-	-	-	-	-	-	2	132.61	134.61											
		S1:	35.12												S2:	93.04														S1:	34.99						S2:	91.27								
12	22	<b>BLAKEMAN Laura</b>	CSGBR22504197901																								GBR			<b>273.71</b>																
			12	-	-	-	-	-	-	-	-	-	-	-	-	-	-	-	-	-	-	-	-	-	-	-	-	-	-	-	-	-	2	134.91	136.91											
			14	-	-	-	-	-	-	-	-	-	-	-	-	-	-	-	-	-	-	-	-	-	-	-	-	-	-	-	-	-	0	136.80	136.80											
		S1:	35.96												S2:	92.73														S1:	33.91						S2:	92.28								
13	20	<b>LANGFORD Margaret</b>	CSCAN21807197001																								CAN			<b>274.14</b>																
			14	-	-	-	-	-	-	-	-	-	-	-	-	-	-	-	-	-	-	-	-	-	-	-	-	-	-	-	-	2	136.82	140.82												
			9	-	-	-	-	-	-	-	-	-	-	-	-	2	-	-	-	-	-	-	-	-	-	-	-	-	-	-	-	2	129.32	133.32												
		S1:	34.65												S2:	93.21														S1:	33.80						S2:	86.99								
14	23	<b>EIZMENDI Maria</b>	CSESP21402197201																								ESP			<b>276.55</b>																
			13	-	-	-	-	-	-	-	-	-	-	-	-	-	-	-	-	-	-	-	-	-	-	-	-	-	-	-	-	2	134.97	136.97												
			15	-	-	-	-	-	-	-	-	-	-	2	-	-	-	-	-	-	-	-	-	-	-	-	-	-	-	-	-	2	135.58	139.58												
		S1:	33.96												S2:	90.86														S1:	34.13						S2:	91.05								
15	25	<b>OBLINGER-PETERS Violetta</b>	CSAUT21410197701																								AUT			<b>282.29</b>																
			15	-	-	-	-	-	-	-	-	-	-	-	-	-	-	-	-	-	-	-	-	-	-	-	-	-	-	-	-	2	143.64	145.64												
			13	-	-	-	-	-	-	-	-	-	-	-	-	-	-	-	-	-	-	-	-	-	-	-	-	-	-	-	-	2	134.65	136.65												
		S1:	36.00												S2:	101.51														S1:	36.46						S2:	91.36								

<b>Gates Summary</b>	1	2	3	4	5	6	7	8	9	10	11	12	13	14	15	16	17	18	19	20	21	22	23	24	25
<b>Touched</b>	1	0	0	0	1	0	0	0	8	0	1	5	0	0	1	2	1	0	1	0	7	0	0	0	0
<b>Missed</b>	0	0	0	0	0	0	0	0	0	0	0	0	0	0	0	0	0	0	0	0	0	0	0	0	0

**Legend / Légende**

- DNS** Did Not Start / Absent au départ
- Pens** Penalties / Pénalités
- DQ** Disqualified / Disqualifié
- S1** Split Time 1 / 1er temps intermédiaire
- DNF** Did Not Finish / Abandon
- S2** Split Time 2 / 2e temps intermédiaire



Canoe/Kayak Slalom



SUN 17 SEP 2000

DIM 17 SEPT 2000

Final Rank	Bib No	Name	NOC Code	1st Run				2nd Run				Total	
				Time	Pens	Points	Rank	Time	Pens	Points	Rank	Points	Behind
1	38	KALISKA Elena	SVK	141.58	0	141.58	1	139.32	4	143.32	2	284.90	0.00
2	20	HILGERTOVA Stepanka	CZE	143.56	0	143.56	2	141.51	0	141.51	1	285.07	+ 0.17
3	29	PAVELKOVA Irena	CZE	144.47	2	146.47	3	142.07	2	144.07	4	290.54	+ 5.64
4	36	GUIBAL Brigitte	FRA	145.67	2	147.67	4	140.95	4	144.95	5	292.62	+ 7.72
5	31	STACHEROVA Gabriela	SVK	148.55	0	148.55	6	146.38	0	146.38	6	294.93	+ 10.03
6	34	GIDDENS Rebecca	USA	144.48	4	148.48	5	146.13	2	148.13	9	296.61	+ 11.71
7	39	PLANERT Mandy	GER	147.96	4	151.96	9	144.43	2	146.43	7	298.39	+ 13.49
8	37	HIRT Susanne	GER	151.29	4	155.29	11	141.65	2	143.65	3	298.94	+ 14.04
9	33	FRIEDLI Sandra	SUI	148.89	2	150.89	8	145.12	10	155.12	14	306.01	+ 21.11
10	27	OBLINGER-PETERS Violetta	AUT	147.71	2	149.71	7	154.77	4	158.77	16	308.48	+ 23.58
11	35	BARDET Anne-Lise	FRA	148.90	6	154.90	10	152.18	2	154.18	13	309.08	+ 24.18
12	32	EIZMENDI Maria	ESP	154.02	6	160.02	14	149.15	2	151.15	11	311.17	+ 26.27
13	21	BLAKEMAN Laura	GBR	151.47	4	155.47	12	148.00	8	156.00	15	311.47	+ 26.57
14	28	WOODWARD Danielle	AUS	153.49	8	161.49	15	148.31	4	152.31	12	313.80	+ 28.90
15	30	LANGFORD Margaret	CAN	157.55	6	163.55	17	146.96	4	150.96	10	314.51	+ 29.61
16	22	GIAI PRON Maria Cristina	ITA	153.34	4	157.34	13	158.55	6	164.55	20	321.89	+ 36.99
17	25	MALI Nada	SLO	157.26	6	163.26	16	156.19	6	162.19	18	325.45	+ 40.55
18	24	NI CHALLARAIN Eadaoin	IRL	159.93	8	167.93	18	157.56	6	163.56	19	331.49	+ 46.59
19	26	GRZESIK Beata	POL	152.80	56	208.80	19	145.58	2	147.58	8	356.38	+ 71.48
20	23	FERREIRA FERNANDES Florenc	POR	171.65	56	227.65	20	160.10	2	162.10	17	389.75	+104.85

## CHIEF JUDGE

## Weather Conditions :

Temperature 30.4 °C    Wind Speed: 22.0 Km/h    Water temperature 18.0 °C    Conditions: SUNNY  
 Humidity: 21.0 %    Wind Direction: W    Water flow: 14.0

## Legend / Légende

DNS Did Not Start / Absent au départ

DQ Disqualified / Disqualifié

DNF Did Not Finish / Abandon

Pens Penalties / Pénalités

15 QUALIFIED FOR FINALS



SUN 17 SEP 2000

DIM 17 SEPT 2000

Penrith Whitewater  
Stadium

Rank	Bib	Name	Athlete Identification																				NOC			Total Points		
			Run Rnk	1	2	3	4	5	6	7	8	9	10	11	12	13	14	15	16	17	18	19	20	21	22	23	24	25
1	38	<b>KALISKA Elena</b>	CSSVK21901197201																				SVK			<b>284.90</b>		
	1	-	-	-	-	-	-	-	-	-	-	-	-	-	-	-	-	-	-	-	-	-	-	-	0	141.58	141.58	
	2	-	-	-	-	-	-	-	2	-	-	-	-	2	-	-	-	-	-	-	-	-	-	-	-	4	139.32	143.32
		S1:	38.09				S2:	93.33				S1:	38.11				S2:	92.10										
2	20	<b>HILGERTOVA Stepanka</b>	CSCZE21004196801																				CZE			<b>285.07</b>		
	2	-	-	-	-	-	-	-	-	-	-	-	-	-	-	-	-	-	-	-	-	-	-	-	0	143.56	143.56	
	1	-	-	-	-	-	-	-	-	-	-	-	-	-	-	-	-	-	-	-	-	-	-	-	0	141.51	141.51	
		S1:	39.59				S2:	93.65				S1:	39.78				S2:	93.96										
3	29	<b>PAVELKOVA Irena</b>	CSCZE20509197401																				CZE			<b>290.54</b>		
	3	2	-	-	-	-	-	-	-	-	-	-	-	-	-	-	-	-	-	-	-	-	-	-	2	144.47	146.47	
	4	-	-	-	-	-	-	-	-	-	-	-	-	-	-	-	-	-	-	2	-	-	-	-	2	142.07	144.07	
		S1:	40.45				S2:	97.90				S1:	41.06				S2:	95.87										
4	36	<b>GUIBAL Brigitte</b>	CSFRA21502197101																				FRA			<b>292.62</b>		
	4	-	-	-	-	-	-	-	-	-	-	-	2	-	-	-	-	-	-	-	-	-	-	-	2	145.67	147.67	
	5	-	-	-	-	-	-	-	-	2	-	-	-	-	-	-	-	-	-	2	-	-	-	-	4	140.95	144.95	
		S1:	39.98				S2:	96.29				S1:	38.61				S2:	93.42										
5	31	<b>STACHEROVA Gabriela</b>	CSSVK20402198001																				SVK			<b>294.93</b>		
	6	-	-	-	-	-	-	-	-	-	-	-	-	-	-	-	-	-	-	-	-	-	-	-	0	148.55	148.55	
	6	-	-	-	-	-	-	-	-	-	-	-	-	-	-	-	-	-	-	-	-	-	-	-	0	146.38	146.38	
		S1:	41.85				S2:	100.97				S1:	42.06				S2:	96.58										
6	34	<b>GIDDENS Rebecca</b>	CSUSA21909197701																				USA			<b>296.61</b>		
	5	-	-	-	-	-	-	-	2	-	-	-	-	-	-	-	-	-	-	2	-	-	-	-	4	144.48	148.48	
	9	-	-	-	-	-	-	-	-	-	-	-	-	-	-	-	-	-	-	2	-	-	-	-	2	146.13	148.13	
		S1:	38.61				S2:	93.45				S1:	39.67				S2:	96.69										
7	39	<b>PLANERT Mandy</b>	CSGER22601197501																				GER			<b>298.39</b>		
	9	-	-	-	-	-	-	-	2	2	-	-	-	-	-	-	-	-	-	-	-	-	-	-	4	147.96	151.96	
	7	-	-	-	-	-	-	-	-	-	-	2	-	-	-	-	-	-	-	-	-	-	-	-	2	144.43	146.43	
		S1:	38.61				S2:	93.64				S1:	38.63				S2:	93.86										
8	37	<b>HIRT Susanne</b>	CSGER21508197301																				GER			<b>298.94</b>		
	11	2	-	-	-	-	-	-	-	-	-	-	2	-	-	-	-	-	-	-	-	-	-	-	4	151.29	155.29	
	3	-	-	-	-	-	-	-	-	-	-	-	-	-	-	2	-	-	-	-	-	-	-	-	2	141.65	143.65	
		S1:	39.21				S2:	98.80				S1:	39.87				S2:	93.58										
9	33	<b>FRIEDLI Sandra</b>	CSSUI22510197401																				SUI			<b>306.01</b>		
	8	-	-	-	-	-	-	-	-	-	-	-	-	-	-	-	-	-	-	-	2	-	-	-	2	148.89	150.89	
	14	-	-	2	-	-	-	-	-	2	-	2	-	-	-	-	2	-	2	-	-	-	-	-	10	145.12	155.12	
		S1:	40.20				S2:	97.17				S1:	41.16				S2:	97.79										

Legend / Légende

DNS Did Not Start / Absent au départ  
Pens Penalties / Pénalités

DQ Disqualified / Disqualifié  
S1 Split Time 1 / 1er temps intermédiaire

DNF Did Not Finish / Abandon  
S2 Split Time 2 / 2e temps intermédiaire



## RACE ANALYSIS

## ANALYSE DE LA COURSE

WOMEN'S K1  
QUALIFYINGK-1 SLALOM - FEMMES  
ELIMINATOIRESPenrith Whitewater  
Stadium

SUN 17 SEP 2000

DIM 17 SEPT 2000

Rank	Bib	Name	Athlete Identification																								NOC			Total Points		
			Run Rnk	1	2	3	4	5	6	7	8	9	10	11	12	13	14	15	16	17	18	19	20	21	22	23	24	25	Pens	Time	Points	
10	27	<b>OBLINGER-PETERS Violetta</b>	CSAUT21410197701																								AUT			308.48		
	7	-	-	2	-	-	-	-	-	-	-	-	-	-	-	-	-	-	-	-	-	-	-	-	-	-	-	2	147.71	149.71		
	16	-	-	-	-	-	-	-	-	-	-	-	-	-	-	2	-	-	-	-	-	-	-	-	-	-	4	154.77	158.77			
		S1:	42.84				S2:	97.59				S1:	43.44				S2:	101.39														
11	35	<b>BARDET Anne-Lise</b>	CSFRA21811196901																								FRA			309.08		
	10	-	-	-	-	-	-	-	-	-	-	-	2	-	-	-	-	2	2	-	-	-	-	-	-	-	-	6	148.90	154.90		
	13	-	-	-	-	-	-	-	-	-	-	-	-	-	-	-	-	-	2	-	-	-	-	-	-	-	2	152.18	154.18			
		S1:	39.03				S2:	94.71				S1:	38.90				S2:	91.69														
12	32	<b>EIZMENDI Maria</b>	CSESP21402197201																								ESP			311.17		
	14	-	-	-	-	-	-	-	2	-	-	-	-	2	-	-	-	-	2	-	-	-	-	-	-	-	6	154.02	160.02			
	11	-	-	-	-	-	-	-	-	-	-	-	-	-	-	-	-	-	2	-	-	-	-	-	-	-	2	149.15	151.15			
		S1:	41.99				S2:	100.95				S1:	38.81				S2:	96.75														
13	21	<b>BLAKEMAN Laura</b>	CSGBR22504197901																								GBR			311.47		
	12	-	-	-	2	-	-	-	-	-	-	-	-	-	-	-	-	-	-	-	2	-	-	-	-	-	4	151.47	155.47			
	15	-	-	-	2	-	-	-	-	-	2	-	2	-	-	-	-	-	-	-	-	-	-	-	-	-	8	148.00	156.00			
		S1:	40.44				S2:	100.49				S1:	41.24				S2:	98.34														
14	28	<b>WOODWARD Danielle</b>	CSAUS22003196501																								AUS			313.80		
	15	-	-	-	-	-	-	-	2	2	-	2	-	2	-	-	-	-	-	-	-	-	-	-	-	-	8	153.49	161.49			
	12	-	-	-	-	-	-	-	-	-	-	-	-	2	-	-	-	-	-	-	-	-	-	-	2	-	4	148.31	152.31			
		S1:	40.79				S2:	100.89				S1:	40.28				S2:	97.42														
15	30	<b>LANGFORD Margaret</b>	CSCAN21807197001																								CAN			314.51		
	17	-	-	-	-	-	-	-	2	2	-	-	-	-	-	-	-	2	-	-	-	-	-	-	-	-	6	157.55	163.55			
	10	-	-	-	-	-	-	-	-	-	-	2	-	-	-	-	2	-	-	-	-	-	-	-	-	-	4	146.96	150.96			
		S1:	42.63				S2:	104.89				S1:	40.21				S2:	96.39														
16	22	<b>GIAI PRON Maria Cristina</b>	CSITA22108197401																								ITA			321.89		
	13	-	-	-	-	-	-	-	2	-	-	-	-	-	-	-	-	-	-	-	-	-	-	2	-	-	4	153.34	157.34			
	20	-	-	-	-	2	-	-	-	2	-	-	-	-	-	-	-	-	-	-	-	-	-	-	2	-	6	158.55	164.55			
		S1:	41.89				S2:	99.99				S1:	43.60				S2:	104.78														
17	25	<b>MALI Nada</b>	CSSLO22110197901																								SLO			325.45		
	16	2	-	-	-	-	-	-	-	-	2	-	-	-	-	-	-	-	-	-	-	-	-	2	-	-	6	157.26	163.26			
	18	-	-	-	-	-	-	-	-	2	2	-	-	-	-	-	-	-	-	-	-	2	-	-	-	-	6	156.19	162.19			
		S1:	42.55				S2:	104.78				S1:	41.95				S2:	101.24														
18	24	<b>NI CHALLARAIN Eadaoin</b>	CSIRL21809197501																								IRL			331.49		
	18	-	-	-	2	-	-	-	-	-	2	2	-	-	-	-	2	-	-	-	-	-	-	-	-	-	8	159.93	167.93			
	19	-	-	2	-	-	-	-	-	2	-	2	-	-	-	-	-	-	-	-	-	-	-	-	-	-	6	157.56	163.56			
		S1:	41.57				S2:	103.81				S1:	42.87				S2:	103.58														

## Legend / Légende

DNS Did Not Start / Absent au départ

Pens Penalties / Pénalités

DQ Disqualified / Disqualifié

S1 Split Time 1 / 1er temps intermédiaire

DNF Did Not Finish / Abandon

S2 Split Time 2 / 2e temps intermédiaire



RACE ANALYSIS

ANALYSE DE LA COURSE

WOMEN'S K1  
QUALIFYING

K-1 SLALOM - FEMMES  
ELIMINATOIRES



Penrith Whitewater  
Stadium

SUN 17 SEP 2000

DIM 17 SEPT 2000

Rank	Bib	Name	Athlete Identification																									NOC			Total Points		
			Run Rnk	1	2	3	4	5	6	7	8	9	10	11	12	13	14	15	16	17	18	19	20	21	22	23	24	25	Pens	Time	Points		
<b>19</b>	<b>26</b>	<b>GRZESIK Beata</b>	CSPOL21106197901																									<b>POL</b>			<b>356.38</b>		
19			-	-	-	-	-	-	-	-	-	-	-	-	2	-	-	2	-	-	2	-	50	-	-	-	-	56	152.80	208.80			
8			-	-	-	-	-	-	-	-	-	-	-	-	-	-	-	-	-	-	-	-	-	-	-	-	2	145.58	147.58				
S1: 41.48 S2: 98.68													S1: 43.58 S2: 99.75																				
<b>20</b>	<b>23</b>	<b>FERREIRA FERNANDES Florence</b>	CSPOR20112196801																									<b>POR</b>			<b>389.75</b>		
20			-	-	-	-	-	-	-	-	-	-	-	-	-	-	2	-	-	-	2	2	50	-	-	-	-	56	171.65	227.65			
17			-	-	-	-	-	-	-	-	-	-	-	-	-	-	-	-	-	-	-	-	-	-	-	-	2	160.10	162.10				
S1: 43.25 S2: 103.53													S1: 44.25 S2: 105.16																				

Gates Summary	1	2	3	4	5	6	7	8	9	10	11	12	13	14	15	16	17	18	19	20	21	22	23	24	25
Touched	3	0	4	2	1	0	0	6	11	2	6	8	2	1	4	1	5	5	5	2	2	6	0	0	0
Missed	0	0	0	0	0	0	0	0	0	0	0	0	0	0	0	0	0	0	0	0	1	1	0	0	0

Legend / Légende

DNS Did Not Start / Absent au départ  
Pens Penalties / Pénalités

DQ Disqualified / Disqualifié  
S1 Split Time 1 / 1er temps intermédiaire

DNF Did Not Finish / Abandon  
S2 Split Time 2 / 2e temps intermédiaire



Canoe/Kayak Slalom  
Canoe/Kayak Slalom  
Canoe/Kayak Slalom  
Canoe/Kayak Slalom  
Canoe/Kayak Slalom