

2021 FINAL PAC-12 STANDINGS

| | CONFERENCE GAMES | | | | | ALL GAMES | | | | |
|------------------|------------------|---|------|-----|-----|-----------|----|------|-----|-----|
| | W | L | Pct. | Pts | Opp | W | L | Pct. | Pts | Opp |
| NORTH | | | | | | | | | | |
| Oregon | 7 | 2 | .778 | 284 | 234 | 10 | 4 | .714 | 440 | 378 |
| Washington State | 6 | 3 | .667 | 255 | 220 | 7 | 6 | .538 | 362 | 315 |
| Oregon State | 5 | 4 | .556 | 285 | 254 | 7 | 6 | .538 | 406 | 335 |
| California | 4 | 5 | .444 | 194 | 181 | 5 | 7 | .417 | 285 | 267 |
| Washington | 3 | 6 | .333 | 189 | 225 | 4 | 8 | .333 | 258 | 272 |
| Stanford | 2 | 7 | .222 | 183 | 297 | 3 | 9 | .250 | 245 | 389 |
| SOUTH | | | | | | | | | | |
| Utah | 8 | 1 | .889 | 335 | 182 | 10 | 4 | .714 | 506 | 316 |
| UCLA | 6 | 3 | .667 | 319 | 244 | 8 | 4 | .667 | 438 | 321 |
| Arizona State | 6 | 3 | .667 | 261 | 200 | 8 | 5 | .615 | 369 | 271 |
| USC | 3 | 6 | .333 | 267 | 308 | 4 | 8 | .333 | 344 | 381 |
| Colorado | 3 | 6 | .333 | 183 | 273 | 4 | 8 | .333 | 225 | 320 |
| Arizona | 1 | 8 | .111 | 157 | 294 | 1 | 11 | .083 | 206 | 377 |



2021 FOOTBALL CHAMPIONSHIP

presented by



OREGON 10
UTAH 38

PAC-12 CHAMPIONSHIP – Dec. 3, 2021 Las Vegas - Allegiant Stadium

LAS VEGAS — The third time really was the charm for the Utah football team.

After two losses in the Pac-12 Championship Game, the Utes football team blew out Oregon for the second time in three weeks to clinch its first bid to the Rose Bowl, 38-10.

Devin Lloyd returned an interception for a touchdown, Cam Rising threw for another score and No. 14 Utah clinched its first Pac-12 Championship.

Rising engineered a TD drive on the opening possession after converting a sneak on fourth down near midfield. Tavon Thomas capped it with a 2-yard run.

Lloyd then returned an interception 34 yards for a score later in the first quarter and Utah put the game away by scoring twice in the final 27 seconds of the first half.. - *Courtesy Associated Press*

2021 PAC-12 PLAYERS OF THE WEEK

| Date | Offensive Player | Defensive Player | Special Teams Player |
|----------|---|---------------------------------|-------------------------------------|
| Sept. 7 | Zach Charbonnet, Jr., RB, UCLA | Devin Lloyd, Jr., LB, UTAH | D.J. Taylor, R-Jr., DB/KR, ASU |
| Sept. 13 | CJ Verdell, Jr., RB, ORE | Kyu Blu Kelly, Jr., CB, STAN | Travell Harris, R-Sr., WR/KR, WSU |
| Sept. 20 | Jaxson Dart, Fr., QB, USC | Verone McKinley, So., S, ORE | Britain Covey, Jr., WR/KR, UTAH |
| Sept. 27 | B.J. Baylor, R-Jr., RB, OSU | Bennett Williams, Jr., S, ORE | Kyle Philips, R-Jr., WR/KR, UCLA |
| Oct. 4 | Jayden Daniels, Jr., QB, ASU | Avery Roberts, R-Jr., LB, OSU | Parker Lewis, So., PK, USC |
| Oct. 11 | Cameron Rising, So., QB, UTAH | George Hicks III, Gr., DB, WSU | Nicholas Barr-Mira, R-So., PK, UCLA |
| Oct. 18 | Cameron Rising, So., QB, UTAH | Devin Lloyd, Jr., LB, UTAH | Trevor Woods, Fr., S, COLO |
| Oct. 25 | B.J. Baylor, R-Jr., RB, OSU | Kayvon Thibodeaux, So., DE, ORE | Luke Musgrave, So., TE, OSU |
| Nov. 1 | Tavon Thomas, So., RB, UTAH | Carson Bruener, Fr., LB, WASH | Peyton Henry, Jr., PK, WASH |
| Nov. 8 | Rachaad White, R-Sr., RB, ASU | Devin Lloyd, Jr., LB, UTAH | Kyle Ostendorp, So., P, ARIZ |
| Nov. 15 | Rachaad White, R-Sr., RB, ASU | Kayvon Thibodeaux, So., DE, ORE | Kyle Philips, R-Jr., WR/KR, UCLA |
| Nov. 22 | Dorian Thompson-Robinson, Sr., QB, UCLA | Jahad Woods, Gr., LB, WSU | Britain Covey, Jr., WR/KR, UTAH |
| Nov. 29 | Anthony Brown, Sr., QB, ORE | Armani Marsh, R-Sr., DB, WSU | Dean Janikowski, R-So., PK, WSU |

| Date | Offensive Lineman | Defensive Lineman | Freshman |
|----------|------------------------------|-----------------------------------|----------------------------------|
| Sept. 7 | Alec Anderson, R-Jr., UCLA | D.J. Davidson, Gr., DL, ASU | Justin Flowe, Fr., LB, ORE |
| Sept. 13 | Alex Forsyth, Jr., ORE | Brady Swinson, Fr., DE, ORE | Tanner McKee, So., QB, STAN |
| Sept. 20 | T.J. Bass, Jr., ORE | Drake Jackson, Jr., OLB, USC | Jaxson Dart, Fr., QB, USC |
| Sept. 27 | Nathan Eldridge, R-Sr., OSU | Van Fillinger, Fr., DE, UTAH | Karene Reid, Fr., LB, UTAH |
| Oct. 4 | LaDarius Henderson, Jr., ASU | Brennan Jackson, R-Jr., EDGE, WSU | Tanner McKee, So., QB, STAN |
| Oct. 11 | Liam Ryan, Gr., WSU | Tyler Johnson, Gr., DL, ASU | Kamo'i Latu, Fr., S, UTAH |
| Oct. 18 | Nick Ford, Jr., UTAH | Brennan Jackson, R-Jr., EDGE, WSU | Noah Sewell, Fr., LB, ORE |
| Oct. 25 | Nous Keobounnam, R-Sr., OSU | Kayvon Thibodeaux, So., DE, ORE | Noah Sewell, Fr., LB, ORE |
| Nov. 1 | Nick Ford, Jr., UTAH | Ron Stone Jr., R-Jr., EDGE, WSU | Carson Bruener, Fr., LB, WASH |
| Nov. 8 | Braeden Daniels, So., UTAH | Kyon Barrs, So., DL, ARIZ | Jeffrey Bassa, Fr., S, ORE |
| Nov. 15 | Dohnovan West, Jr., ASU | Kayvon Thibodeaux, So., DE, ORE | Byron Cardwell, Fr., RB, ORE |
| Nov. 22 | Ben Coleman, R-So., Cal | Junior Tafuna, Fr., DT, UTAH | Lu-Magia Hearn III, Fr., CB, CAL |
| Nov. 29 | Paul Grattan, R-Sr., UCLA | Mitchell Agude, Sr., LB, UCLA | Jayden de Laura, So., QB, WSU |



OFFENSIVE PLAYER OF THE YEAR
Drake London, WR, USC



**PAT TILLMAN
DEFENSIVE PLAYER OF THE YEAR**
Devin Lloyd, LB, Utah



OFFENSIVE FRESHMAN OF THE YEAR
Jayden de Laura, QB, Wash St.



DEFENSIVE FRESHMAN OF THE YEAR
Junior Tafuna, DT, Utah



COACH OF THE YEAR
Kyle Whittingham, Utah

ALL-CONFERENCE TEAMS

FIRST TEAM OFFENSE

- QB Cameron Rising, So., Utah
- RB B.J. Baylor, R-Jr., Oregon State
- RB Tavion Thomas, So., Utah
- WR Drake London, Jr., USC
- WR Kyle Phillips, R-Jr., UCLA
- TE Greg Dulcich, R-Jr., UCLA
- OL Abraham Lucas, R-Sr., Washington State
- OL Nick Ford, Jr., Utah*
- OL Sean Rhyan, Jr., UCLA
- OL Nathan Eldridge, R-Sr., Oregon State*
- OL Jaxson Kirkland, Jr., Washington*
- OL T.J. Bass, Jr., Oregon

SECOND TEAM OFFENSE

- QB Dorian Thompson-Robinson, Sr., UCLA
- RB Zach Charbonnet, Jr., UCLA
- RB Rachaad White, R-Sr., Arizona State
- WR Calvin Jackson, Jr., Gr., Washington St.
- WR Travell Harris, R-Sr., Washington State
- TE Brant Kuithe, Jr., Utah
- OL Bamidele Olaseni, Sr., Utah
- OL Braaden Daniels, So., Utah
- OL Kellen Diesch, Gr., Arizona State
- OL Alex Forsyth, Jr., Oregon
- OL Dohnovan West, Jr., Arizona State

FIRST TEAM DEFENSE

- DL Kayvon Thibodeaux, So., Oregon*
- DL Mika Tafua, Jr., Utah
- DL Tuli Tuipulotu, Sr., USC
- DL Brandon Dorlus, So., Oregon
- DL Ron Stone Jr., R-Jr., Washington State
- DL Tyler Johnson, Gr., Arizona State
- LB Devin Lloyd, Jr., Utah*
- LB Noah Sewell, Fr., Oregon
- LB Avery Roberts, R-Jr., Oregon State*
- DB Trent McDuffie, So., Washington
- DB Verone McKinley III, So., Oregon
- DB Kyler Gordon, So., Washington
- DB Elijah Hicks, Sr., California

SECOND TEAM DEFENSE

- DL Kyon Barrs, So., Arizona
- DL Thomas Booker, Sr., Stanford
- DL Mitchell Agude, Sr., UCLA
- DL D.J. Davidson, Gr., Arizona State
- LB Darien Butler, Sr., Arizona State
- LB Drake Jackson, Jr., USC
- LB Nate Landman, Sr., Colorado
- DB Clark Phillips III, Fr., Utah
- DB Kyu Blu Kelly, Jr., Stanford
- DB Quentin Lake, Sr., UCLA
- DB Qwuantrezz Knight, R-Sr., UCLA

FIRST TEAM SPECIALISTS

- PK Dean Janikowski, R-So., Washington State
- P Kyle Ostendorp, So., Arizona
- RS Britain Covey, Jr., Utah**
- AP/ST Stanley Berryhill III, R-Jr., Arizona

SECOND TEAM SPECIALISTS

- PK Camden Lewis, So., Oregon
- PK Parker Lewis, So., USC
- P Race Porter, Sr., Washington
- RS Kyle Phillips, R-Jr., UCLA
- AP/ST Jack Colletto, R-Jr., Oregon State

RS=Return Specialist

AP/ST=All-Purpose/Special Teams Player (not a kicker or returner)

(*) Two-time first team selection

(**) Three-time first team selection

PAC-12 ALL-CONFERENCE HONORABLE MENTION

ARIZONA: WR Stanley Berryhill III, R-Jr.; K Lucas Havrisik, Sr.; DL Trevon Mason, Sr.; OL Josh McCauley, R-Sr.; LB Anthony Pandey, Sr.

ARIZONA STATE: OL LaDarius Henderson, Jr.; TE Curtis Hodges, Gr.; DB Jack Jones, Gr.; DB Chase Lucas, Gr.; WR Ricky Pearsall, Jr.; DB DeAndre Pierce, Gr.; LB Merlin Robertson, Sr.

CALIFORNIA: AP/ST Nick Alftin, R-Jr.; LB Marqez Bimage, Sr.; OL Matthew Cindric, R-Jr.; OL Ben Coleman, R-So.; QB Chase Garbers, R-Sr.; LB Cameron Goode, R-Sr.; DB Lu-Magia Hearn III, Fr.; OL McKade Mettauer, Jr.; RS Nikko Remigio, Sr.; DL JH Tevis, R-Jr.

COLORADO: AP/ST Daniel Arias, Jr.; DB Mekhi Blackmon, Jr.; RB Jarek Broussard, So.; DB Christian Gonzalez, Fr.; OL Kary Kutsch, Sr.; DL Jalen Sami, So.; P Josh Watts, Jr.; LB Carson Wells, Jr.

OREGON: DL Popo Aumave, Jr.; QB Anthony Brown, Sr.; RB Travis Dye, Jr.; OL Ryan Walk, Jr.; DB Mykael Wright, So.

OREGON STATE: DB Alex Austin, R-Fr.; WR Trevon Bradford, R-Sr.; DB Jaydon Grant, R-Jr.; OL Joshua Gray, R-Fr.; K Everett Hayes, So.; OL Nous Keobounnam, R-Sr.; OL Brandon Kipper, R-Jr.; QB Chance Nolan, R-So.; DB Kitan Oladapo, R-So.; TE Teagan Quitarano, Jr.; DL Keonte Schad, Sr.; LB Omar Speights, So.; DB Rejzohn Wright, Jr.

STANFORD: OL Branson Bragg, Jr.; QB Tanner McKee, So.; OL Drake Nugent, Jr.; TE Benjamin Yurosek, So.

UCLA: RB Brittain Brown, R-Sr.; OL Paul Grattan, Jr., R-Sr.

USC: P Ben Griffiths, R-Jr.; RB Keaontay Ingram, Sr.; LB Kana'i Mauga, Sr.; OL Brett Neilon, R-Sr.; DB Chris Steele, Jr.; OL Andrew Vorhees, R-Sr.

UTAH: S Cole Bishop, Fr.; DB Vonte Davis, Sr.; TE Dalton Kincaid, Sr.; OL Sataoa Laumea, R-Fr.; LB Nephi Sewell, Jr.

WASHINGTON: WR Terrell Bynum, Jr.; DL Luli Tetuligasenoa, So.; RB Sean McGrew, Sr.; LB Jackson Sirmon, So.; OL Luke Wattenberg, Sr.

WASHINGTON STATE: RB Max Borghi, Sr.; QB Jayden de Laura, So.; DB Daniel Isom, Gr.; DL Brennan Jackson, R-Jr.; DB Armani Marsh, R-Sr.; WR De'Zhaun Stribling, Fr.; AP/ST Lincoln Victor, Jr.; DB Jaylen Watson, R-Sr.; LB Jahad Woods, Gr.

2021 NATIONAL AWARD WINNERS

WUERFFEL TROPHY

Isaiah Sanders, QB, Stanford

WALTER CAMP ALL-AMERICA

Kayvon Thibodeaux, DL, ORE..... 1st
 Devin Lloyd, LB, UTAH..... 1st
 Verone McKinley III, DB, ORE 1st
 Drake London, WR, USC..... 2nd

ASSOCIATED PRESS ALL-AMERICA

Kayvon Thibodeaux, DL, ORE..... 1st
 Devin Lloyd, LB, UTAH..... 1st
 Verone McKinley III, DB, ORE 1st
 Andrew Vorhees, OL, USC..... 3rd
 Drake London, WR, USC..... 3rd
 Trent McDuffie, CB, WASH..... 3rd

THE SPORTING NEWS ALL-AMERICA

Kayvon Thibodeaux, DL, ORE..... 1st
 Devin Lloyd, LB, UTAH..... 1st
 Verone McKinley III, DB, ORE 1st
 Bamidele Olaseni, OL, UTAH..... 2nd

AMERICAN FOOTBALL COACHES ALL-AMERICA (AFCA)

Kayvon Thibodeaux, DL, ORE..... 1st
 Devin Lloyd, LB, UTAH..... 2nd
 Verone McKinley III, DB, ORE ... 2nd

FOOTBALL WRITERS (FWAA) ALL-AMERICA

Kayvon Thibodeaux, DL, ORE..... 1st
 Devin Lloyd, LB, UTAH..... 1st
 Drake London, WR, USC..... 2nd
 Verone McKinley III, DB, ORE ... 2nd
 Britain Covey, PR, UTAH 2nd

FOOTBALL WRITERS (FWAA)

FRESHMAN ALL-AMERICA

Eric Gentry, LB, ASU
 Calen Bullock, DB, USC
 Nick Haberer, P, WSU

ACADEMIC ALL-AMERICA

Britain Covey, WR, UTAH 1st
 Thomas Booker, DL, STAN 1st
 Jermar Jefferson, RB, OSU 2nd
 Drew Dalman, OL, STAN 2nd
 Jet Toner, K, STAN 2nd
 Noah Williams, DB, STAN 2nd

CAPITAL ONE

ACADEMIC ALL-DISTRICT 8

Kedon Slovis, QB, USC
 Christopher Brown Jr., RB, CAL
 Jermar Jefferson, RB, OSU
 Britain Covey, WR, UTAH
 Simi Fehoko, WR, STAN
 Greg Dulcich, TE, UCLA
 Jake Curhan, OL, CAL
 Drew Dalman, OL, STAN
 Michael Saffell, OL, CAL
 Jet Toner, K, STAN
 Thomas Booker, DL, STAN
 Kayvon Thibodeaux, DL, ORE
 Braxten Croteau, LB, CAL
 Caleb Johnson, LB, UCLA
 Quentin Lake, DB, UCLA
 Noah Williams, DB, STAN
 Kendall Williamson, DB, STAN
 Michael Turk, P, ASU
 Ryan Sanborn, ST, STAN

ALLSTATE AFCA

GOOD WORKS TEAM

Treyjohn Butler, CB, STAN
 Elijah Hicks, S, CAL

BOWL RESULTS

ROSE BOWL

Atten. 87,842
 UTAH 45
 Ohio State 48

TONY THE TIGER

SUN BOWL
Atten. 34,540
 WASHINGTON STATE 21
 Central Michigan 24

SRS DISTRIBUTION

LAS VEGAS BOWL
Atten. 32,515
 Wisconsin 20
 ARIZONA STATE 13

VALERO ALAMO BOWL

Atten. 59,121
 OREGON 32
 Oklahoma 47

SD COUNTY CREDIT UNION HOLIDAY BOWL

Atten. Game canceled
 UCLA
 North Carolina State

JIMMY KIMMEL LA BOWL

Atten. 29,896
 Utah State 24
 OREGON STATE 13



PAC-12 FALL ACADEMIC HONOR ROLL

Any student-athlete on his respective team roster with a cumulative GPA of 3.3 or above, and who has served at least one year in residence at the institution, is eligible to receive academic honors.

Table listing student names, their institutions, and their academic majors. The table is organized into two columns. The first column lists students from Arizona (ARIZ), Arizona State University (ASU), and California (CAL). The second column lists students from Oregon (ORE), Oregon State University (OSU), and Stanford University (STAN).

Lukas Ungar, STAN Undeclared
 Jack West, STAN American Studies
 Noah Williams, STAN Management Science and Engineering (MS)/Product Design (BS)
 Kendall Williamson, STAN Product Design
 Michael Wilson, STAN Management Science and Engineering
 Benjamin Yurosek, STAN Undeclared
 Chase Artopoulos, UCLA Psychology
 Brittain Brown, UCLA Education (Graduate)
 Josh Carlin, UCLA Economics
 Adam Cohen, UCLA Psychology
 Devanti Dillard, UCLA Undeclared
 Carson Drake, UCLA Economics
 Greg Dulcich, UCLA Political Science
 Obi Eboh, UCLA Legal Studies (Graduate)
 Bruno Fina, UCLA Undeclared
 Kobey Fitzgerald, UCLA Psychology
 Beau Gardner, UCLA Undeclared
 Jordan Genmark Heath, UCLA Education (Graduate)
 Paul Grattan, UCLA Education (Graduate)
 Hudson Habermehl, UCLA Geography/Environmental Studies
 Parker Hogan, UCLA Undeclared
 Datona Jackson, UCLA Education (Graduate)
 Caleb Johnson, UCLA African American Studies
 Qwuantrez Knight, UCLA Education (Graduate)
 Quentin Lake, UCLA Education (Graduate)
 Jack Landherr IV, UCLA Political Science
 Ari Libenson, UCLA Undeclared
 RJ Lopez, UCLA Undeclared
 Atonio Mafi, UCLA Political Science
 Dovid Magna, UCLA Political Science
 Sam Marrazzo, UCLA Education (Graduate)
 Nicholas Barr-Mira, UCLA Psychology
 William Nimmo Jr., UCLA Public Affairs
 Erich Osteen, UCLA Sociology
 Matt Sykes, UCLA Political Science
 Jeremiah Trojan, UCLA Psychobiology
 Kaleb Tuliua, UCLA Human Biology & Society
 Brad Whitworth, UCLA Biology
 Colson Yankoff, UCLA Economics
 Jaxson Dart, USC Communication
 Ben Griffiths, USC Psychology
 Jonah Monheim, USC Business Administration
 Miller Moss, USC Law, History and Culture
 Danny Ryan, USC Real Estate Development
 Ty Shamblin, USC Business Administration
 Julien Simon, USC Communication
 Kedon Slovis, USC Communication
 Alex Stadthaus, USC Communication
 Nathan Weneta, USC Philosophy, Politics and Economics
 Faysal Aden, UTAH Kinesiology
 Stone Azarcon, UTAH Business
 Bryson Barnes, UTAH Business
 Xavier Carlton, UTAH Communications
 Makai Cope, UTAH Undeclared
 Britain Covey, UTAH Business
 Jonah Elliss, UTAH Undeclared
 Solomon Enis, UTAH Finance
 Cole Fotheringham, UTAH Business Administration
 RJ Hubert, UTAH Spanish
 Ja'Quinden Jackson, UTAH Undeclared
 Falcon Kaumatule, UTAH Business Administration
 Jaren Kump, UTAH Health & Kinesiology
 Sataoa Laumea, UTAH Business Administration
 Taka Lautaha, UTAH Undeclared
 Hunter Lotulelei, UTAH Criminology
 Joe Ludwig, UTAH History
 Johnny Maea, UTAH Family, Communications & Human Development
 Paul Maile, UTAH Family, Communications & Human Development
 Keegan Markgraf, UTAH Economics
 Gavin Nawahine, UTAH Medical Lab Science
 Jordan Noyes, UTAH Sociology
 Connor O'Toole, UTAH Business
 Simote Pepa, UTAH Undeclared
 Taniela Pututau, UTAH Business Administration
 Karene Reid, UTAH Undeclared
 Trey Reynolds, UTAH Undeclared
 Darrien Stewart, UTAH Undeclared
 Miki Suguturaga, UTAH Criminology
 Junior Tafuna, UTAH Business
 Marist Talavou, UTAH Sociology
 Charlie Vincent, UTAH Health & Kinesiology
 Thomas Yassmin, UTAH Quantitative Analysis: Markets & Organizations/Mathematics

Carson Bruener, WASH Real Estate
 Terrell Bynum, WASH Communication
 Devin Culp, WASH Education, Communities & Organizations; Comparative History of Ideas
 Makell Esteen, WASH Comparative History of Ideas
 Javon Forward, WASH Pre-Major
 Andrew Fowler, WASH Business
 Peyton Henry, WASH Communication
 Antonio Hill, WASH Comparative History of Ideas
 Ben Hines, WASH Finance
 Brennan Holmes, WASH Communication
 Elijah Jackson, WASH Pre-Major
 Nick Juran, WASH Business: Marketing
 Jaxson Kirkland, WASH Communication
 Jesse Martineau, WASH Communication
 Cooper McDonald, WASH Pre-Major
 Gaard Memmelaar, WASH Real Estate
 Dylan Morris, WASH Education, Communities & Organizations
 Cole Norgaard, WASH Construction Management
 Rome Odunze, WASH Pre-Major
 Sam Peacock, WASH Pre-Major
 Meki Pei, WASH Pre-Major
 Ezekiel Pelluer, WASH Real Estate
 Kamari Pleasant, WASH American Ethnic Studies
 David Pritchard, WASH Communication
 Sawyer Racanelli, WASH Pre-Major
 Mark Redman, WASH Pre-Major
 Roger Rosengarten, WASH Real Estate
 Addison Shrock, WASH Economics
 Jackson Sirmon, WASH Business: Finance
 Sav'Ell Smalls, WASH Pre-Major
 Sean Toomey-Stout, WASH Pre-Major
 Faatui Tuitele, WASH Anthropology
 Alphonzo Tuputala, WASH Pre-Major
 Asa Turner, WASH Real Estate
 Camden Verstrate, WASH Pre-Major
 Jack Westover, WASH Education, Communities & Organizations
 Andrew Boyle, WSU Biology
 Joshua Erling, WSU Finance
 Ma'ake Fifita, WSU Mechanical Engineering
 Dean Janikowski, WSU Digital Technology and Culture
 Armani Marsh, WSU Social Sciences
 Quinn McCarthy, WSU Sport Management
 Christian Mejia, WSU Kinesiology
 Drake Owen, WSU Marketing
 Simon Samarzich, WSU Sport Management
 Kyle Thornton, WSU Economic Sciences
 Seth Yost, WSU Accounting



2021 TEAM STATISTICS

| SCORING OFFENSE | | | | | | | | | |
|---------------------|----|----|----|-----|-----|-----|-----|-----|------|
| | G | TD | FG | XPT | 2XP | DXP | Saf | Pts | Avg |
| 1. UCLA | 12 | 57 | 14 | 52 | 1 | 0 | 0 | 438 | 36.5 |
| 2. Utah | 14 | 67 | 12 | 62 | 2 | 0 | 1 | 506 | 36.1 |
| 3. Oregon | 14 | 57 | 13 | 55 | 1 | 0 | 1 | 440 | 31.4 |
| 4. Oregon State | 13 | 53 | 12 | 48 | 2 | 0 | 0 | 406 | 31.2 |
| 5. USC | 12 | 39 | 23 | 33 | 4 | 0 | 0 | 344 | 28.7 |
| 6. Arizona State | 13 | 49 | 8 | 43 | 3 | 0 | 1 | 369 | 28.4 |
| 7. Washington State | 13 | 46 | 14 | 42 | 0 | 0 | 1 | 362 | 27.9 |
| 8. California | 12 | 36 | 12 | 31 | 1 | 0 | 0 | 285 | 23.8 |
| 9. Washington | 12 | 32 | 11 | 29 | 1 | 0 | 1 | 258 | 21.5 |
| 10. Stanford | 12 | 30 | 11 | 28 | 2 | 0 | 0 | 245 | 20.4 |
| 11. Colorado | 12 | 26 | 14 | 25 | 1 | 0 | 0 | 225 | 18.8 |
| 12. Arizona | 12 | 20 | 21 | 15 | 2 | 0 | 2 | 206 | 17.2 |

| TOTAL OFFENSE | | | | | | | | | |
|---------------------|----|------|------|------|-------|-----|----|-------|--|
| | G | Rush | Pass | Plys | Yards | Avg | TD | Yds/G | |
| 1. USC | 12 | 1747 | 3580 | 901 | 5327 | 5.9 | 37 | 443.9 | |
| 2. UCLA | 12 | 2581 | 2714 | 854 | 5295 | 6.2 | 54 | 441.3 | |
| 3. Utah | 14 | 3035 | 3000 | 946 | 6035 | 6.4 | 61 | 431.1 | |
| 4. Oregon State | 13 | 2761 | 2820 | 868 | 5581 | 6.4 | 52 | 429.3 | |
| 5. Oregon | 14 | 2833 | 3098 | 946 | 5931 | 6.3 | 56 | 423.6 | |
| 6. California | 12 | 1971 | 2661 | 784 | 4632 | 5.9 | 33 | 386.0 | |
| 7. Arizona State | 13 | 2488 | 2530 | 807 | 5018 | 6.2 | 46 | 386.0 | |
| 8. Washington State | 13 | 1577 | 3345 | 856 | 4922 | 5.8 | 45 | 378.6 | |
| 9. Arizona | 12 | 1555 | 2716 | 870 | 4271 | 4.9 | 18 | 355.9 | |
| 10. Washington | 12 | 1181 | 2700 | 779 | 3881 | 5.0 | 31 | 323.4 | |
| 11. Stanford | 12 | 1043 | 2582 | 697 | 3625 | 5.2 | 29 | 302.1 | |
| 12. Colorado | 12 | 1514 | 1575 | 707 | 3089 | 4.4 | 22 | 257.4 | |

| RUSHING OFFENSE | | | | | | | |
|----------------------|----|-----|------|-----|------|----|-------|
| | G | Att | Yds | Avg | Long | TD | Yds/G |
| 1. Utah | 14 | 545 | 3035 | 5.6 | 96 | 37 | 216.8 |
| 2. UCLA | 12 | 519 | 2581 | 5.0 | 48 | 31 | 215.1 |
| 3. Oregon State | 13 | 521 | 2761 | 5.3 | 68 | 33 | 212.4 |
| 4. Oregon | 14 | 536 | 2833 | 5.3 | 77 | 36 | 202.4 |
| 5. Arizona State | 13 | 494 | 2488 | 5.0 | 51 | 34 | 191.4 |
| 6. California | 12 | 402 | 1971 | 4.9 | 76 | 17 | 164.3 |
| 7. USC | 12 | 401 | 1747 | 4.4 | 53 | 16 | 145.6 |
| 8. Arizona | 12 | 426 | 1555 | 3.7 | 71 | 6 | 129.6 |
| 9. Colorado | 12 | 438 | 1514 | 3.5 | 49 | 12 | 126.2 |
| 10. Washington State | 13 | 404 | 1577 | 3.9 | 64 | 19 | 121.3 |
| 11. Washington | 12 | 370 | 1181 | 3.2 | 39 | 16 | 98.4 |
| 12. Stanford | 12 | 325 | 1043 | 3.2 | 87 | 13 | 86.9 |

| PASS OFFENSE | | | | | | | |
|---------------------|----|----------------|------|------|---------|----|-------|
| | G | Cmp-Att-Int | Pct. | Yds | Yds/Att | TD | Yds/G |
| 1. USC | 12 | 318 - 500 - 13 | 63.6 | 3580 | 7.16 | 21 | 298.3 |
| 2. Washington State | 13 | 281 - 452 - 13 | 62.2 | 3345 | 7.40 | 26 | 257.3 |
| 3. Arizona | 12 | 268 - 444 - 18 | 60.4 | 2716 | 6.12 | 12 | 226.3 |
| 4. UCLA | 12 | 207 - 335 - 8 | 61.8 | 2714 | 8.10 | 23 | 226.2 |
| 5. Washington | 12 | 243 - 409 - 16 | 59.4 | 2700 | 6.60 | 15 | 225.0 |
| 6. California | 12 | 235 - 382 - 8 | 61.5 | 2661 | 6.97 | 16 | 221.8 |
| 7. Oregon | 14 | 259 - 410 - 8 | 63.2 | 3098 | 7.56 | 20 | 221.3 |
| 8. Oregon State | 13 | 218 - 347 - 12 | 62.8 | 2820 | 8.13 | 19 | 216.9 |
| 9. Stanford | 12 | 239 - 372 - 12 | 64.3 | 2582 | 6.94 | 16 | 215.2 |
| 10. Utah | 14 | 254 - 401 - 8 | 63.3 | 3000 | 7.48 | 24 | 214.3 |
| 11. Arizona State | 13 | 206 - 313 - 10 | 65.8 | 2530 | 8.08 | 12 | 194.6 |
| 12. Colorado | 12 | 154 - 269 - 3 | 57.3 | 1575 | 5.86 | 10 | 131.3 |

| PASS EFFICIENCY | | | | | | | |
|---------------------|----|----------------|------|------|-------|----|-------|
| | G | Cmp-Att-Int | Pct. | Yds | Avg/G | TD | Effic |
| 1. UCLA | 12 | 207 - 335 - 8 | 61.8 | 2714 | 226.2 | 23 | 147.7 |
| 2. Oregon State | 13 | 218 - 347 - 12 | 62.8 | 2820 | 216.9 | 19 | 142.2 |
| 3. Utah | 14 | 254 - 401 - 8 | 63.3 | 3000 | 214.3 | 24 | 142.0 |
| 4. Arizona State | 13 | 206 - 313 - 10 | 65.8 | 2530 | 194.6 | 12 | 140.0 |
| 5. Oregon | 14 | 259 - 410 - 8 | 63.2 | 3098 | 221.3 | 20 | 138.8 |
| 6. Washington State | 13 | 281 - 452 - 13 | 62.2 | 3345 | 257.3 | 26 | 137.6 |
| 7. USC | 12 | 318 - 500 - 13 | 63.6 | 3580 | 298.3 | 21 | 132.4 |
| 8. Stanford | 12 | 239 - 372 - 12 | 64.3 | 2582 | 215.2 | 16 | 130.3 |
| 9. California | 12 | 235 - 382 - 8 | 61.5 | 2661 | 221.8 | 16 | 129.7 |
| 10. Washington | 12 | 243 - 409 - 16 | 59.4 | 2700 | 225.0 | 15 | 119.1 |
| 11. Colorado | 12 | 154 - 269 - 3 | 57.3 | 1575 | 131.3 | 10 | 116.5 |
| 12. Arizona | 12 | 268 - 444 - 18 | 60.4 | 2716 | 226.3 | 12 | 112.6 |

| FIRST DOWNS | | | | | | |
|---------------------|----|------|------|-----|-------|-------|
| | G | Rush | Pass | Pen | Total | Avg/G |
| 1. Utah | 14 | 156 | 148 | 36 | 340 | 24.3 |
| 2. Oregon | 14 | 162 | 135 | 22 | 319 | 22.8 |
| 3. USC | 12 | 112 | 166 | 27 | 305 | 25.4 |
| 4. Oregon State | 13 | 165 | 116 | 23 | 304 | 23.4 |
| 5. UCLA | 12 | 146 | 117 | 18 | 281 | 23.4 |
| 6. Washington State | 13 | 98 | 145 | 20 | 263 | 20.2 |
| 7. Arizona State | 13 | 142 | 106 | 13 | 261 | 20.1 |
| 8. Arizona | 12 | 97 | 120 | 31 | 248 | 20.7 |
| 9. California | 12 | 101 | 112 | 19 | 232 | 19.3 |
| 10. Washington | 12 | 79 | 116 | 24 | 219 | 18.3 |
| 11. Stanford | 12 | 57 | 116 | 28 | 201 | 16.8 |
| 12. Colorado | 12 | 91 | 62 | 20 | 173 | 14.4 |

| SCORING DEFENSE | | | | | | | | | |
|---------------------|----|----|----|-----|-----|-----|-----|-----|------|
| | G | TD | FG | XPT | 2XP | DXP | Saf | Pts | Avg |
| 1. Arizona State | 13 | 31 | 19 | 28 | 0 | 0 | 0 | 271 | 20.9 |
| 2. California | 12 | 33 | 12 | 27 | 3 | 0 | 0 | 267 | 22.3 |
| 3. Utah | 14 | 38 | 16 | 34 | 3 | 0 | 0 | 316 | 22.6 |
| 4. Washington | 12 | 30 | 20 | 30 | 0 | 0 | 1 | 272 | 22.7 |
| 5. Washington State | 13 | 38 | 15 | 32 | 4 | 0 | 1 | 315 | 24.2 |
| 6. Oregon State | 13 | 41 | 16 | 39 | 1 | 0 | 0 | 335 | 25.8 |
| 7. Colorado | 12 | 40 | 14 | 38 | 0 | 0 | 0 | 320 | 26.7 |
| 8. UCLA | 12 | 39 | 16 | 35 | 1 | 0 | 1 | 321 | 26.8 |
| 9. Oregon | 14 | 48 | 13 | 39 | 4 | 0 | 2 | 378 | 27.0 |
| 10. Arizona | 12 | 48 | 12 | 45 | 2 | 0 | 2 | 377 | 31.4 |
| 11. USC | 12 | 52 | 6 | 51 | 0 | 0 | 0 | 381 | 31.8 |
| 12. Stanford | 12 | 50 | 13 | 46 | 2 | 0 | 0 | 389 | 32.4 |

| TOTAL DEFENSE | | | | | | | | | |
|---------------------|----|------|------|------|-------|------|----|-------|--|
| | G | Rush | Pass | Plys | Yards | Avg | TD | Yds/G | |
| 1. Arizona State | 13 | 1705 | 2533 | 853 | 4238 | 4.97 | 31 | 326.0 | |
| 2. Washington | 12 | 2323 | 1720 | 806 | 4043 | 5.02 | 27 | 336.9 | |
| 3. Utah | 14 | 1671 | 3112 | 912 | 4783 | 5.24 | 33 | 341.6 | |
| 4. California | 12 | 1646 | 2754 | 829 | 4400 | 5.31 | 33 | 366.7 | |
| 5. Arizona | 12 | 2171 | 2281 | 756 | 4452 | 5.89 | 42 | 371.0 | |
| 6. Washington State | 13 | 2087 | 2818 | 889 | 4905 | 5.52 | 36 | 377.3 | |
| 7. UCLA | 12 | 1491 | 3122 | 842 | 4613 | 5.48 | 39 | 384.4 | |
| 8. Oregon | 14 | 2018 | 3380 | 989 | 5398 | 5.46 | 46 | 385.6 | |
| 9. Oregon State | 13 | 1870 | 3166 | 883 | 5036 | 5.70 | 41 | 387.4 | |
| 10. USC | 12 | 2005 | 2902 | 767 | 4907 | 6.40 | 48 | 408.9 | |
| 11. Colorado | 12 | 2143 | 2908 | 834 | 5051 | 6.06 | 39 | 420.9 | |
| 12. Stanford | 12 | 2828 | 2587 | 835 | 5415 | 6.49 | 48 | 451.3 | |

| RUSHING DEFENSE | | | | | | | |
|---------------------|----|-----|-------|------|------|----|-------|
| | G | Att | Yards | Avg. | Long | TD | Yds/G |
| 1. Utah | 14 | 458 | 1671 | 3.7 | 68 | 11 | 119.4 |
| 2. UCLA | 12 | 397 | 1491 | 3.8 | 49 | 24 | 124.3 |
| 3. Arizona State | 13 | 471 | 1705 | 3.6 | 47 | 18 | 131.2 |
| 4. California | 12 | 418 | 1646 | 3.9 | 51 | 13 | 137.2 |
| 5. Oregon State | 13 | 452 | 1870 | 4.1 | 56 | 19 | 143.9 |
| 6. Oregon | 14 | 502 | 2018 | 4.0 | 48 | 24 | 144.1 |
| 7. Washington State | 13 | 455 | 2087 | 4.6 | 71 | 20 | 160.5 |
| 8. USC | 12 | 436 | 2005 | 4.6 | 87 | 28 | 167.1 |
| 9. Colorado | 12 | 431 | 2143 | 5.0 | 53 | 22 | 178.6 |
| 10. Arizona | 12 | 473 | 2171 | 4.6 | 55 | 17 | 180.9 |
| 11. Washington | 12 | 489 | 2323 | 4.8 | 67 | 21 | 193.6 |
| 12. Stanford | 12 | 494 | 2828 | 5.7 | 96 | 33 | 235.7 |

| PASS DEFENSE | | | | | | | |
|---------------------|----|----------------|------|------|--------|----|-------|
| | G | Cmp-Att-Int | Pct. | Yds | Yd/Att | TD | Yds/G |
| 1. Washington | 12 | 194 - 317 - 10 | 61.2 | 1720 | 5.43 | 6 | 143.3 |
| 2. Arizona | 12 | 164 - 283 - 4 | 58.0 | 2281 | 8.06 | 25 | 190.1 |
| 3. Arizona State | 13 | 229 - 382 - 16 | 60.0 | 2533 | 6.63 | 13 | 194.9 |
| 4. Stanford | 12 | 212 - 341 - 6 | 62.2 | 2587 | 7.59 | 15 | 215.6 |
| 5. Washington State | 13 | 260 - 434 - 15 | 59.9 | 2818 | 6.49 | 16 | 216.8 |
| 6. Utah | 14 | 279 - 454 - 10 | 61.5 | 3112 | 6.85 | 22 | 222.3 |
| 7. California | 12 | 242 - 411 - 13 | 58.9 | 2754 | 6.70 | 20 | 229.5 |
| 8. Oregon | 14 | 296 - 487 - 17 | 60.8 | 3380 | 6.94 | 22 | 241.4 |
| 9. USC | 12 | 216 - 331 - 14 | 65.4 | 2902 | 8.77 | 20 | 241.8 |
| 10. Colorado | 12 | 247 - 403 - 9 | 61.3 | 2908 | 7.22 | 17 | 242.3 |
| 11. Oregon State | 13 | 267 - 431 - 15 | 62.0 | 3166 | 7.35 | 22 | 243.5 |
| 12. UCLA | 12 | 278 - 445 - 12 | 62.5 | 3122 | 7.02 | 15 | 260.2 |

| PASS DEF EFFICIENCY | | | | | | | |
|---------------------|----|----------------|------|------|--------|----|-------|
| | G | Cmp-Att-Int | Pct. | Yds | Avg/Gm | TD | Effic |
| 1. Washington | 12 | 194 - 317 - 10 | 61.2 | 1720 | 143.3 | 6 | 106.7 |
| 2. Arizona State | 13 | 229 - 382 - 16 | 60.0 | 2533 | 194.9 | 13 | 118.5 |
| 3. Washington State | 13 | 260 - 434 - 15 | 59.9 | 2818 | 216.8 | 16 | 119.7 |
| 4. California | 12 | 242 - 411 - 13 | 58.9 | 2754 | 229.5 | 20 | 124.9 |
| 5. Oregon | 14 | 296 - 487 - 17 | 60.8 | 3380 | 241.4 | 22 | 127.0 |
| 6. UCLA | 12 | 278 - 445 - 12 | 62.5 | 3122 | 260.2 | 15 | 127.1 |
| 7. Utah | 14 | 279 - 454 - 10 | 61.5 | 3112 | 222.3 | 22 | 130.6 |
| 8. Colorado | 12 | 247 - 403 - 9 | 61.3 | 2908 | 242.3 | 17 | 131.4 |
| 9. Oregon State | 13 | 267 - 431 - 15 | 62.0 | 3166 | 243.5 | 22 | 133.5 |
| 10. Stanford | 12 | 212 - 341 - 6 | 62.2 | 2587 | 215.6 | 15 | 136.9 |
| 11. USC | 12 | 216 - 331 - 14 | 65.3 | 2902 | 241.8 | 20 | 150.4 |
| 12. Arizona | 12 | 164 - 283 - 4 | 58.0 | 2281 | 190.1 | 25 | 152.0 |

| TURNOVER MARGIN | | | | | | | | | |
|---------------------|----|------|-----|-----|--------|-----|-----|-----|-------|
| | G | Lost | | | Gaines | | | Mar | Per/G |
| | | Fum | Int | Tot | Fum | Int | Tot | | |
| 1. Washington State | 13 | 5 | 13 | 18 | 14 | 15 | 29 | +11 | 0.85 |
| 2. California | 12 | 2 | 8 | 10 | 7 | 13 | 20 | +10 | 0.83 |
| 3. Oregon | 14 | 8 | 8 | 16 | 6 | 17 | 23 | +7 | 0.50 |
| 4. Colorado | 12 | 4 | 3 | 7 | 4 | 9 | 13 | +6 | 0.50 |
| 5. UCLA | 12 | 6 | 8 | 14 | 7 | 12 | 19 | +5 | 0.42 |
| 6. Utah | 14 | 7 | 8 | 15 | 6 | 10 | 16 | +1 | 0.07 |
| 7. Oregon State | 13 | 6 | | | | | | | |

TIME OF POSSESSION

| | G | Total Time | Avg/G |
|---------------------|----|------------|-------|
| 1. Utah | 14 | 431:23 | 30:49 |
| 2. USC | 12 | 367:02 | 30:35 |
| 3. Washington State | 13 | 397:06 | 30:33 |
| 4. Oregon State | 13 | 396:24 | 30:29 |
| 5. California | 12 | 364:14 | 30:21 |
| 6. Arizona | 12 | 362:38 | 30:13 |
| 7. Oregon | 14 | 416:42 | 29:46 |
| 8. UCLA | 12 | 356:50 | 29:44 |
| 9. Arizona State | 13 | 381:29 | 29:20 |
| 10. Washington | 12 | 343:32 | 28:38 |
| 11. Stanford | 12 | 339:18 | 28:16 |
| 12. Colorado | 12 | 326:22 | 27:12 |

RED ZONE OFFENSE

| | G | Scores | Pct | TD | R/P | FG-AT | TO |
|----------------------|----|---------|------|----|---------|---------|----|
| 1. Colorado | 12 | 31 - 33 | 93.9 | 20 | 12 - 8 | 11 - 12 | 1 |
| 2. Washington | 12 | 35 - 38 | 92.1 | 24 | 15 - 9 | 11 - 12 | 2 |
| 3. USC | 12 | 46 - 51 | 90.2 | 28 | 16 - 12 | 18 - 19 | 4 |
| 4. Stanford | 12 | 30 - 34 | 88.2 | 23 | 11 - 12 | 7 - 7 | 4 |
| 5. UCLA | 12 | 44 - 50 | 88.0 | 37 | 24 - 13 | 7 - 9 | 2 |
| 6. Oregon State | 13 | 48 - 57 | 84.2 | 40 | 28 - 12 | 8 - 11 | 3 |
| Oregon | 14 | 48 - 57 | 84.2 | 39 | 30 - 9 | 9 - 10 | 5 |
| 8. Utah | 14 | 61 - 73 | 83.6 | 52 | 31 - 21 | 9 - 12 | 8 |
| 9. Arizona State | 13 | 42 - 52 | 80.8 | 34 | 26 - 8 | 8 - 12 | 5 |
| 10. Washington State | 13 | 43 - 55 | 78.2 | 31 | 16 - 15 | 12 - 14 | 9 |
| 11. California | 12 | 32 - 41 | 78.1 | 24 | 16 - 8 | 8 - 9 | 8 |
| 12. Arizona | 12 | 29 - 39 | 74.4 | 12 | 5 - 7 | 17 - 19 | 8 |

RED ZONE DEFENSE

| | G | Scores | Pct | TD | R/P | FG-AT | TO |
|---------------------|----|---------|------|----|---------|---------|----|
| 1. Washington State | 13 | 36 - 50 | 72.0 | 28 | 18 - 10 | 8 - 11 | 11 |
| 2. Colorado | 12 | 32 - 43 | 74.4 | 26 | 19 - 7 | 6 - 10 | 7 |
| 3. California | 12 | 30 - 40 | 75.0 | 23 | 12 - 11 | 7 - 9 | 7 |
| 4. Washington | 12 | 35 - 45 | 77.8 | 22 | 18 - 4 | 13 - 15 | 6 |
| 5. Utah | 14 | 37 - 47 | 78.7 | 24 | 9 - 15 | 13 - 18 | 5 |
| 6. USC | 12 | 38 - 47 | 80.9 | 34 | 23 - 11 | 4 - 7 | 4 |
| 7. Oregon State | 13 | 44 - 54 | 81.5 | 32 | 18 - 14 | 12 - 14 | 7 |
| 8. Arizona State | 13 | 39 - 46 | 84.8 | 26 | 16 - 10 | 13 - 15 | 4 |
| 9. Stanford | 12 | 47 - 55 | 85.5 | 35 | 26 - 9 | 12 - 14 | 5 |
| 10. Oregon | 14 | 53 - 61 | 86.9 | 42 | 23 - 19 | 11 - 9 | 6 |
| 11. UCLA | 12 | 40 - 43 | 93.0 | 27 | 20 - 7 | 13 - 13 | 3 |
| 12. Arizona | 12 | 37 - 38 | 97.4 | 29 | 13 - 16 | 8 - 8 | 1 |

3RD-DOWN CONVERSIONS

| | G | Conv | Att | Pct |
|---------------------|----|------|-----|------|
| 1. Oregon | 14 | 92 | 180 | 51.1 |
| 2. Oregon State | 13 | 79 | 162 | 48.8 |
| 3. Utah | 14 | 82 | 170 | 48.2 |
| 4. UCLA | 12 | 75 | 163 | 46.0 |
| 5. USC | 12 | 81 | 179 | 45.3 |
| 6. Arizona State | 13 | 67 | 150 | 44.7 |
| 7. Washington | 12 | 75 | 169 | 44.4 |
| 8. California | 12 | 68 | 167 | 40.7 |
| 9. Washington State | 13 | 67 | 170 | 39.4 |
| 10. Stanford | 12 | 48 | 145 | 33.1 |
| 11. Colorado | 12 | 51 | 158 | 32.3 |
| 12. Arizona | 12 | 61 | 190 | 32.1 |

4TH-DN CONVERT

| | G | Conv | Att | Pct |
|----------------------|----|------|-----|------|
| 1. UCLA | 12 | 20 | 31 | 64.5 |
| 2. Arizona State | 13 | 9 | 14 | 64.3 |
| Arizona | 12 | 18 | 28 | 64.3 |
| 4. USC | 12 | 10 | 16 | 62.5 |
| 5. Stanford | 12 | 9 | 15 | 60.0 |
| 6. Oregon State | 13 | 11 | 23 | 47.8 |
| 7. Utah | 14 | 11 | 24 | 45.8 |
| 8. Oregon | 14 | 9 | 20 | 45.0 |
| 9. Washington | 12 | 10 | 23 | 43.5 |
| 10. Washington State | 13 | 9 | 24 | 37.5 |
| 11. Colorado | 12 | 6 | 19 | 31.6 |
| 12. California | 12 | 9 | 29 | 31.0 |

OPPONENT 1ST DOWNS

| | G | Rush | Pass | Pen | Total | Avg/G |
|---------------------|----|------|------|-----|-------|-------|
| 1. Washington | 12 | 127 | 77 | 13 | 217 | 18.1 |
| 2. Arizona | 12 | 109 | 93 | 30 | 232 | 19.3 |
| 3. California | 12 | 108 | 125 | 21 | 254 | 21.2 |
| 4. Arizona State | 13 | 102 | 119 | 36 | 257 | 19.8 |
| 5. UCLA | 12 | 98 | 132 | 28 | 258 | 21.5 |
| 6. Utah | 14 | 103 | 136 | 21 | 260 | 18.6 |
| 7. USC | 12 | 98 | 127 | 36 | 261 | 21.8 |
| 8. Washington State | 13 | 123 | 128 | 17 | 268 | 20.6 |
| 9. Colorado | 12 | 123 | 123 | 23 | 269 | 22.4 |
| 10. Stanford | 12 | 152 | 111 | 15 | 278 | 23.2 |
| 11. Oregon State | 13 | 118 | 142 | 26 | 286 | 22.0 |
| 12. Oregon | 14 | 122 | 163 | 31 | 316 | 22.6 |

OPP 3RD-DN CONVERT

| | G | Conv | Att | Pct |
|---------------------|----|------|-----|------|
| 1. Washington | 12 | 61 | 171 | 35.7 |
| 2. Arizona State | 13 | 67 | 180 | 37.2 |
| 3. Utah | 14 | 74 | 198 | 37.4 |
| 4. Arizona | 12 | 55 | 147 | 37.4 |
| 5. Washington State | 13 | 66 | 174 | 37.9 |
| 6. USC | 12 | 59 | 138 | 42.8 |
| 7. Colorado | 12 | 72 | 167 | 43.1 |
| 8. Stanford | 12 | 69 | 159 | 43.4 |
| 9. UCLA | 12 | 71 | 163 | 43.6 |
| 10. Oregon | 14 | 91 | 198 | 46.0 |
| 11. California | 12 | 83 | 179 | 46.4 |
| 12. Oregon State | 13 | 93 | 185 | 50.3 |

OPP 4TH-DN CONVERT

| | G | Conv | Att | Pct |
|---------------------|----|------|-----|------|
| 1. Oregon State | 13 | 8 | 21 | 38.1 |
| 2. UCLA | 12 | 10 | 25 | 40.0 |
| 3. Colorado | 12 | 8 | 19 | 42.1 |
| 4. Washington State | 13 | 10 | 23 | 43.5 |
| 5. California | 12 | 6 | 12 | 50.0 |
| Arizona State | 13 | 13 | 26 | 50.0 |
| Arizona | 12 | 4 | 8 | 50.0 |
| 8. Utah | 14 | 17 | 33 | 51.5 |
| 9. Stanford | 12 | 14 | 24 | 58.3 |
| 10. Washington | 12 | 10 | 17 | 58.8 |
| 11. Oregon | 14 | 24 | 36 | 66.7 |
| 12. USC | 12 | 13 | 19 | 68.4 |

SACKS BY

| | G | Sacks | Yards | Avg/G |
|---------------------|----|-------|-------|-------|
| 1. Utah | 14 | 42 | 279 | 3.0 |
| 2. Arizona State | 13 | 27 | 199 | 2.1 |
| 3. UCLA | 12 | 26 | 192 | 2.2 |
| 4. California | 12 | 24 | 172 | 2.0 |
| 5. Oregon | 14 | 23 | 152 | 1.6 |
| 6. Arizona | 12 | 22 | 139 | 1.8 |
| 7. Washington State | 13 | 21 | 140 | 1.6 |
| 8. USC | 12 | 21 | 124 | 1.8 |
| 9. Washington | 12 | 20 | 130 | 1.7 |
| 10. Oregon State | 13 | 20 | 109 | 1.5 |
| 11. Stanford | 12 | 15 | 101 | 1.3 |
| 12. Colorado | 12 | 14 | 47 | 1.2 |

SACKS AGAINST

| | G | Sacks | Yards | Avg/G |
|---------------------|----|-------|-------|-------|
| 1. Utah | 14 | 13 | 85 | 0.9 |
| 2. Oregon State | 13 | 14 | 110 | 1.1 |
| 3. USC | 12 | 18 | 166 | 1.5 |
| 4. Washington | 12 | 23 | 139 | 1.9 |
| UCLA | 12 | 23 | 139 | 1.9 |
| 6. Oregon | 14 | 24 | 128 | 1.7 |
| 7. California | 12 | 25 | 143 | 2.1 |
| 8. Arizona State | 13 | 28 | 174 | 2.2 |
| 9. Washington State | 13 | 31 | 248 | 2.4 |
| 10. Stanford | 12 | 31 | 165 | 2.6 |
| 11. Colorado | 12 | 32 | 211 | 2.7 |
| 12. Arizona | 12 | 35 | 251 | 2.9 |

PENALTIES

| | G | No | Yds | Avg/G |
|---------------------|----|-----|------|-------|
| 1. Washington | 12 | 52 | 479 | 39.9 |
| 2. Utah | 14 | 67 | 632 | 45.1 |
| 3. Stanford | 12 | 78 | 544 | 45.3 |
| 4. Washington State | 13 | 69 | 603 | 46.4 |
| 5. Colorado | 12 | 76 | 677 | 56.4 |
| 6. California | 12 | 74 | 694 | 57.8 |
| 7. Oregon State | 13 | 89 | 820 | 63.1 |
| 8. UCLA | 12 | 85 | 774 | 64.5 |
| 9. Oregon | 14 | 103 | 905 | 64.6 |
| 10. Arizona | 12 | 105 | 845 | 70.4 |
| 11. USC | 12 | 96 | 900 | 75.0 |
| 12. Arizona State | 13 | 114 | 1020 | 78.5 |

OPPONENT PENALTIES

| | G | No | Yds | Avg/G |
|----------------------|----|-----|-----|-------|
| 1. Arizona | 12 | 82 | 868 | 72.3 |
| 2. USC | 12 | 86 | 818 | 68.2 |
| 3. Utah | 14 | 104 | 924 | 66.0 |
| 4. Colorado | 12 | 83 | 787 | 65.6 |
| 5. Stanford | 12 | 78 | 776 | 64.7 |
| 6. Oregon | 14 | 113 | 881 | 62.9 |
| 7. Washington | 12 | 82 | 735 | 61.3 |
| 8. Oregon State | 13 | 81 | 656 | 50.5 |
| 9. California | 12 | 71 | 603 | 50.3 |
| 10. Arizona State | 13 | 66 | 608 | 46.8 |
| 11. Washington State | 13 | 76 | 574 | 44.2 |
| 12. UCLA | 12 | 72 | 528 | 44.0 |



| KICKOFF RETURNS | | | | | | |
|---------------------|----|-----|-----|----|------|------|
| | G | Ret | Yds | TD | Long | Avg |
| 1. Arizona State | 13 | 36 | 681 | 0 | 60 | 18.9 |
| 2. Oregon | 14 | 34 | 766 | 0 | 56 | 22.5 |
| 3. Stanford | 12 | 32 | 764 | 0 | 40 | 23.9 |
| 4. USC | 12 | 28 | 617 | 0 | 62 | 22.0 |
| 5. Arizona | 12 | 26 | 483 | 0 | 36 | 18.6 |
| 6. Washington State | 13 | 24 | 435 | 0 | 50 | 18.1 |
| 7. UCLA | 12 | 24 | 657 | 1 | 100 | 27.4 |
| 8. Washington | 12 | 23 | 491 | 0 | 43 | 21.4 |
| 9. Colorado | 12 | 21 | 603 | 1 | 100 | 28.7 |
| 10. California | 12 | 17 | 494 | 1 | 99 | 29.1 |
| 11. Utah | 14 | 16 | 413 | 1 | 97 | 25.8 |
| 12. Oregon State | 13 | 16 | 320 | 0 | 36 | 20.0 |

| PUNT RETURN AVG | | | | | | |
|---------------------|----|-----|-----|----|------|------|
| | G | Ret | Yds | TD | Long | Avg |
| 1. UCLA | 12 | 12 | 240 | 2 | 82 | 20.0 |
| 2. Utah | 14 | 30 | 454 | 2 | 80 | 15.1 |
| 3. Colorado | 12 | 18 | 255 | 1 | 36 | 14.2 |
| 4. Stanford | 12 | 13 | 180 | 0 | 48 | 13.9 |
| 5. Arizona State | 13 | 21 | 255 | 0 | 47 | 12.1 |
| 6. Oregon State | 13 | 13 | 137 | 1 | 27 | 10.5 |
| 7. Oregon | 14 | 17 | 170 | 0 | 33 | 10.0 |
| 8. Washington State | 13 | 14 | 119 | 0 | 25 | 8.5 |
| 9. Arizona | 12 | 19 | 156 | 1 | 51 | 8.2 |
| 10. California | 12 | 13 | 95 | 0 | 21 | 7.3 |
| 11. Washington | 12 | 18 | 99 | 0 | 21 | 5.5 |
| 12. USC | 12 | 16 | 76 | 0 | 21 | 4.8 |

| PUNTING | | | | | | | | |
|---------------------|----|-----|-------|-------|-------|-------|----|-------|
| | G | No. | Yards | Avg/P | RetYd | Avg/R | TB | Net/P |
| 1. Oregon State | 13 | 34 | 1557 | 45.8 | 57 | 8.1 | 3 | 42.4 |
| 2. Arizona | 12 | 62 | 2965 | 47.8 | 142 | 8.4 | 11 | 42.0 |
| 3. Washington | 12 | 54 | 2572 | 47.6 | 279 | 11.2 | 3 | 41.4 |
| 4. USC | 12 | 44 | 1978 | 45.0 | 66 | 6.0 | 5 | 41.2 |
| 5. California | 12 | 53 | 2284 | 43.1 | 113 | 9.4 | 2 | 40.2 |
| 6. Colorado | 12 | 66 | 3154 | 47.8 | 407 | 10.7 | 7 | 39.5 |
| 7. Arizona State | 13 | 47 | 1998 | 42.5 | 84 | 5.6 | 3 | 39.5 |
| 8. Stanford | 12 | 60 | 2600 | 43.3 | 213 | 11.2 | 4 | 38.5 |
| 9. Washington State | 13 | 56 | 2342 | 41.8 | 152 | 10.1 | 3 | 38.0 |
| 10. UCLA | 12 | 34 | 1464 | 43.1 | 36 | 4.5 | 7 | 37.9 |
| 11. Oregon | 14 | 45 | 1897 | 42.2 | 166 | 11.1 | 3 | 37.1 |
| 12. Utah | 14 | 41 | 1591 | 38.8 | 82 | 6.8 | 1 | 36.3 |

| KICKOFF COVERAGE | | | | | | | |
|---------------------|----|-----|-------|------|------|----|---------|
| | G | No. | Yards | Avg | Retn | TB | Net/Avg |
| 1. Colorado | 12 | 49 | 3079 | 62.8 | 378 | 29 | 35.7 |
| 2. California | 12 | 58 | 3468 | 59.8 | 565 | 21 | 41.0 |
| 3. UCLA | 12 | 83 | 5182 | 62.4 | 571 | 52 | 38.9 |
| 4. Stanford | 12 | 49 | 3007 | 61.4 | 69 | 36 | 23.8 |
| 5. Oregon | 14 | 86 | 5188 | 60.3 | 828 | 38 | 38.3 |
| 6. Washington | 12 | 52 | 3173 | 61.0 | 304 | 31 | 36.0 |
| 7. Oregon State | 13 | 75 | 4558 | 60.8 | 344 | 52 | 39.2 |
| 8. Utah | 14 | 91 | 5452 | 59.9 | 1062 | 39 | 43.9 |
| 9. Washington State | 13 | 75 | 4413 | 58.8 | 707 | 25 | 42.8 |
| 10. Arizona | 12 | 57 | 3453 | 60.6 | 215 | 44 | 32.2 |
| 11. Arizona State | 13 | 74 | 4289 | 58.0 | 338 | 44 | 33.0 |
| 12. USC | 12 | 73 | 4174 | 57.2 | 409 | 45 | 31.9 |

| FIELD GOALS | | | | |
|---------------------|----|------|-----|------|
| | G | Made | Att | Pct |
| 1. Washington State | 13 | 14 | 17 | 82.4 |
| 2. USC | 12 | 23 | 28 | 82.1 |
| 3. Oregon | 14 | 13 | 16 | 81.3 |
| 4. Arizona | 12 | 21 | 26 | 80.8 |
| 5. California | 12 | 12 | 15 | 80.0 |
| 6. Washington | 12 | 11 | 14 | 78.6 |
| 7. Colorado | 12 | 14 | 20 | 70.0 |
| 8. Stanford | 12 | 11 | 16 | 68.8 |
| 9. Utah | 14 | 12 | 18 | 66.7 |
| 10. UCLA | 12 | 14 | 21 | 66.7 |
| 11. Oregon State | 13 | 12 | 18 | 66.7 |
| 12. Arizona State | 13 | 8 | 13 | 61.5 |

| PAT KICKING | | | | |
|----------------------|----|------|-----|-------|
| | G | Made | Att | Pct |
| 1. Washington | 12 | 29 | 29 | 100.0 |
| Stanford | 12 | 28 | 28 | 100.0 |
| Oregon State | 13 | 48 | 48 | 100.0 |
| Colorado | 12 | 25 | 25 | 100.0 |
| California | 12 | 31 | 31 | 100.0 |
| Arizona | 12 | 15 | 15 | 100. |
| 7. Oregon | 14 | 55 | 56 | 98.2 |
| 8. USC | 12 | 33 | 34 | 97.1 |
| 9. UCLA | 12 | 52 | 54 | 96.3 |
| 10. Washington State | 13 | 42 | 44 | 95.5 |
| 11. Utah | 14 | 62 | 65 | 95.4 |
| 12. Arizona State | 13 | 43 | 46 | 93.5 |

| PASSING AVG/GAME | Team | CI | G | Att-Cmp-Int | Pct. | Yds | TD | Avg/G |
|------------------------------|------|-------|----|-------------|------|------|----|-------|
| 1. Slovis, Kedon | USC | Jr. | 9 | 193-297-8 | 65.0 | 2153 | 11 | 239.2 |
| 2. de Laura, Jayden | WSU | So. | 12 | 227-359-9 | 63.2 | 2798 | 23 | 233.2 |
| 3. McKee, Tanner | STAN | R-Fr. | 10 | 206-315-7 | 65.4 | 2327 | 15 | 232.7 |
| 4. Garbers, Chase | CAL | R-Sr. | 11 | 223-348-8 | 64.0 | 2533 | 16 | 230.3 |
| 5. Morris, Dylan | WASH | R-Fr. | 11 | 220-363-12 | 60.6 | 2458 | 14 | 223.5 |
| 6. Thompson-Robinson, Dorian | UCLA | Sr. | 11 | 176-283-6 | 62.2 | 2409 | 21 | 219.0 |
| 7. Brown, Anthony | ORE | Sr. | 14 | 250-390-7 | 64.1 | 2989 | 18 | 213.5 |
| 8. Nolan, Chance | OSU | R-So. | 13 | 204-318-10 | 64.2 | 2677 | 19 | 205.9 |
| 9. Rising, Cameron | UTAH | So. | 13 | 204-320-5 | 63.8 | 2493 | 20 | 191.8 |
| 10. Daniels, Jayden | ASU | Jr. | 13 | 197-301-10 | 65.4 | 2380 | 10 | 183.1 |

| PASS EFFICIENCY | Team | CI | G | Att-Cmp-Int | Yds | TD | Eff. |
|------------------------------|------|-------|----|-------------|------|----|-------|
| 1. Thompson-Robinson, Dorian | UCLA | Sr. | 11 | 176-283-6 | 2409 | 21 | 153.9 |
| 2. Nolan, Chance | OSU | R-So. | 13 | 204-318-10 | 2677 | 19 | 148.3 |
| 3. Rising, Cameron | UTAH | So. | 13 | 204-320-5 | 2493 | 20 | 146.7 |
| 4. de Laura, Jayden | WSU | So. | 12 | 227-359-9 | 2798 | 23 | 144.8 |
| 5. Brown, Anthony | ORE | Sr. | 14 | 250-390-7 | 2989 | 18 | 140.1 |
| 6. McKee, Tanner | STAN | R-Fr. | 10 | 206-315-7 | 2327 | 15 | 138.7 |
| 7. Daniels, Jayden | ASU | Jr. | 13 | 197-301-10 | 2380 | 10 | 136.2 |
| 8. Garbers, Chase | CAL | R-Sr. | 11 | 223-348-8 | 2533 | 16 | 135.8 |
| 9. Slovis, Kedon | USC | Jr. | 9 | 193-297-8 | 2153 | 11 | 132.7 |
| 10. Morris, Dylan | WASH | R-Fr. | 11 | 220-363-12 | 2458 | 14 | 123.6 |

| RUSHING | Team | CI | G | Att | Yds | Avg | TD | Long | Yds/G |
|-------------------------------|------|-------|----|-----|------|-----|----|------|-------|
| 1. Baylor, B.J. | OSU | R-Jr. | 13 | 227 | 1337 | 5.9 | 13 | 68 | 102.9 |
| 2. Charbonnet, Zach | UCLA | Jr. | 12 | 203 | 1137 | 5.6 | 13 | 47 | 94.8 |
| 3. White, Rachaad | ASU | R-Sr. | 11 | 182 | 1006 | 5.5 | 15 | 50 | 91.5 |
| 4. Ingram, Keaontay | USC | Sr. | 10 | 156 | 911 | 5.8 | 5 | 53 | 91.1 |
| 5. Dye, Travis | ORE | Jr. | 14 | 211 | 1271 | 6.0 | 16 | 53 | 90.8 |
| 6. Thomas, Tavion | UTAH | So. | 13 | 204 | 1108 | 5.4 | 21 | 58 | 85.2 |
| 7. Borghi, Max | WSU | Sr. | 12 | 160 | 880 | 5.5 | 12 | 64 | 73.3 |
| 8. Brown, Brittain | UCLA | R-Sr. | 10 | 102 | 615 | 6.0 | 7 | 48 | 61.5 |
| 9. Broussard, Jarek | COLO | So. | 11 | 142 | 661 | 4.7 | 2 | 49 | 60.1 |
| 10. Thompson-Robinson, Dorian | UCLA | Sr. | 11 | 130 | 609 | 4.7 | 9 | 35 | 55.4 |

| RECEPTIONS/GAME | Team | CI | G | Rec | Yds | TD | Long | Yds/G | Rec/G |
|---------------------------|------|-------|----|-----|-----|----|------|-------|-------|
| 1. Berryhill III, Stanley | ARIZ | R-Jr. | 12 | 83 | 744 | 1 | 43 | 62.0 | 6.9 |
| 2. Harris, Travell | WSU | R-Sr. | 13 | 76 | 814 | 9 | 58 | 62.6 | 5.9 |
| 3. Phillips, Kyle | UCLA | R-Jr. | 11 | 59 | 739 | 10 | 75 | 67.2 | 5.4 |
| 4. Jackson, Jr., Calvin | WSU | Gr. | 13 | 66 | 987 | 7 | 78 | 75.9 | 5.1 |
| 5. Odonze, Rome | WASH | Fr. | 9 | 41 | 415 | 4 | 55 | 46.1 | 4.6 |
| 6. Higgins, Elijah | STAN | Jr. | 10 | 45 | 500 | 4 | 56 | 50.0 | 4.5 |
| 7. Washington, Tahj | USC | R-So. | 12 | 54 | 602 | 1 | 29 | 50.2 | 4.5 |
| 8. Bryant Jr., Gary | USC | So. | 10 | 44 | 579 | 7 | 62 | 57.9 | 4.4 |
| 9. White, Rachaad | ASU | R-Sr. | 11 | 43 | 456 | 1 | 34 | 41.5 | 3.9 |
| 10. Yurosek, Benjamin | STAN | So. | 11 | 43 | 658 | 3 | 49 | 59.8 | 3.9 |

| RECEIVE YDS/GAME | Team | CI | G | Rec | Yds | TD | Long | Avg/C | Yds/G |
|---------------------------|------|-------|----|-----|-----|----|------|-------|-------|
| 1. Jackson, Jr., Calvin | WSU | Gr. | 13 | 66 | 987 | 7 | 78 | 15.0 | 75.9 |
| 2. Phillips, Kyle | UCLA | R-Jr. | 11 | 59 | 739 | 10 | 75 | 12.5 | 67.2 |
| 3. Harris, Travell | WSU | R-Sr. | 13 | 76 | 814 | 9 | 58 | 10.7 | 62.6 |
| 4. Berryhill III, Stanley | ARIZ | R-Jr. | 12 | 83 | 744 | 1 | 43 | 9.0 | 62.0 |
| 5. Dulcich, Greg | UCLA | R-Jr. | 12 | 42 | 725 | 5 | 75 | 17.3 | 60.4 |
| 6. Yurosek, Benjamin | STAN | So. | 11 | 43 | 658 | 3 | 49 | 15.3 | 59.8 |
| 7. Bryant Jr., Gary | USC | So. | 10 | 44 | 579 | 7 | 62 | 13.2 | 57.9 |
| 8. Clark, Trevon | CAL | Sr. | 12 | 33 | 658 | 4 | 84 | 19.9 | 54.8 |
| 9. Washington, Tahj | USC | R-So. | 12 | 54 | 602 | 1 | 29 | 11.2 | 50.2 |
| 10. Higgins, Elijah | STAN | Jr. | 10 | 45 | 500 | 4 | 56 | 11.1 | 50.0 |

| ALL PURPOSE | Team | CI | G | Rush | Rcv | PR | KR | Yds | Avg/G |
|----------------------|------|-------|----|------|-----|-----|-----|------|-------|
| 1. Dye, Travis | ORE | Jr. | 14 | 1271 | 402 | 0 | 0 | 1673 | 119.5 |
| 2. White, Rachaad | ASU | R-Sr. | 11 | 1006 | 456 | 36 | 25 | 1523 | 138.5 |
| 3. Baylor, B.J. | OSU | R-Jr. | 13 | 1337 | 75 | 0 | 0 | 1412 | 108.6 |
| 4. Covey, Britain | UTAH | Jr. | 14 | 99 | 514 | 427 | 360 | 1400 | 100.0 |
| 5. Harris, Travell | WSU | R-Sr. | 13 | 2 | 814 | 119 | 424 | 1359 | 104.5 |
| 6. Charbonnet, Zach | UCLA | Jr. | 12 | 1137 | 197 | 0 | 0 | 1334 | 111.2 |
| 7. Peat, Nathaniel | STAN | Jr. | 12 | 404 | 63 | 0 | 663 | 1130 | 94.2 |
| 8. Thomas, Tavion | UTAH | So. | 13 | 1108 | 3 | 0 | 0 | 1111 | 85.5 |
| 9. Ingram, Keaontay | USC | Sr. | 10 | 911 | 156 | 0 | 0 | 1067 | 106.7 |
| 10. Bryant Jr., Gary | USC | So. | 10 | 3 | 579 | 50 | 413 | 1045 | 104.5 |

| TOTAL OFFENSE | Team | CI | G | Rush | Pass | Plays | Total | Yds/G |
|------------------------------|------|-------|----|------|------|-------|-------|-------|
| 1. Thompson-Robinson, Dorian | UCLA | Sr. | 11 | 609 | 2409 | 413 | 3018 | 274.4 |
| 2. Garbers, Chase | CAL | R-Sr. | 11 | 456 | 2533 | 452 | 2989 | 271.7 |
| 3. Brown, Anthony | ORE | Sr. | 14 | 658 | 2989 | 541 | 3647 | 260.5 |
| 4. de Laura, Jayden | WSU | So. | 12 | 67 | 2798 | 405 | 2865 | 238.8 |
| 5. Daniels, Jayden | ASU | Jr. | 13 | 685 | 2380 | 438 | 3065 | 235.8 |
| 6. Slovis, Kedon | USC | Jr. | 9 | -36 | 2153 | 323 | 2117 | 235.2 |
| 7. McKee, Tanner | STAN | R-Fr. | 10 | 0 | 2327 | 376 | 2327 | 232.7 |
| 8. Rising, Cameron | UTAH | So. | 13 | 499 | 2493 | 394 | 2992 | 230.2 |
| 9. Nolan, Chance | OSU | R-So. | 13 | 286 | 2677 | 388 | 2963 | 227.9 |
| 10. Morris, Dylan | WASH | R-Fr. | 11 | -25 | 2458 | 409 | 2433 | 221.2 |

| SCORING | Team | CI | G | TD | XPT | FG | 2XP | Pts | Pts/G |
|------------------------|------|-------|----|----|-----|----|-----|-----|-------|
| 1. Thomas, Tavion | UTAH | So. | 13 | 21 | 0 | 0 | 0 | 126 | 9.69 |
| 2. White, Rachaad | ASU | R-Sr. | 11 | 16 | 0 | 0 | 0 | 96 | 8.73 |
| 3. Barr-Mira, Nicholas | UCLA | R-So. | 12 | 0 | 14 | 52 | 0 | 94 | 7.83 |
| 4. Dye, Travis | ORE | Jr. | 14 | 18 | 0 | 0 | 0 | 108 | 7.71 |
| 5. Lewis, Parker | USC | So. | 10 | 0 | 17 | 22 | 0 | 73 | 7.30 |
| 6. Lewis, Camden | ORE | So. | 14 | 0 | 13 | 55 | 0 | 94 | 6.71 |
| 7. Charbonnet, Zach | UCLA | Jr. | 12 | 13 | 0 | 0 | 0 | 80 | 6.67 |
| 8. Hayes, Everett | OSU | So. | 13 | 0 | 12 | 48 | 0 | 84 | 6.46 |
| 9. Janikowski, Dean | WSU | R-So. | 13 | 0 | 14 | 42 | 0 | 84 | 6.46 |
| 10. Borghi, Max | WSU | Sr. | 12 | 12 | 0 | 0 | 0 | 72 | 6.00 |

| SCORING (KICK) | Team | CI | G | PATs | FGs | Pts | Pts/G |
|------------------------|------|-------|----|-------|-------|-----|-------|
| 1. Barr-Mira, Nicholas | UCLA | R-So. | 12 | 52-54 | 14-21 | 94 | 7.83 |
| 2. Lewis, Parker | USC | So. | 10 | 22-23 | 17-22 | 73 | 7.30 |
| 3. Lewis, Camden | ORE | So. | 14 | 55-56 | 13-16 | 94 | 6.71 |
| 4. Hayes, Everett | OSU | So. | 13 | 48-48 | 12-18 | 84 | 6.46 |
| 5. Janikowski, Dean | WSU | R-So. | 13 | 42-44 | 14-17 | 84 | 6.46 |
| 6. Redding, Jadon | UTAH | So. | 12 | 41-43 | 10-14 | 71 | 5.92 |
| 7. Longhetto, Dario | CAL | R-Jr. | 11 | 31-31 | 11-14 | 64 | 5.82 |
| 8. Becker, Cole | COLO | Fr. | 12 | 25-25 | 14-20 | 67 | 5.58 |
| 9. Zendejas, Cristian | ASU | R-Jr. | 12 | 40-41 | 8-11 | 64 | 5.33 |
| 10. Karty, Joshua | STAN | So. | 11 | 27-27 | 10-15 | 57 | 5.18 |

| PUNT RETURN AVG | Team | CI | G | Ret | Yds | TD | Long | Avg |
|--------------------|------|-------|----|-----|-----|----|------|------|
| 1. Covey, Britain | UTAH | Jr. | 14 | 29 | 427 | 2 | 80 | 14.7 |
| 2. Taylor, D.J. | ASU | R-Fr. | 11 | 14 | 191 | 0 | 47 | 13.6 |
| 3. Stanley, Dmitri | COLO | So. | 9 | 10 | 123 | 0 | 27 | 12.3 |
| 4. Pittman, Mycah | ORE | So. | 9 | 15 | 151 | 0 | 33 | 10.1 |

| KICK RETURN AVG | Team | CI | G | Ret | Yds | TD | Long | Avg |
|---------------------|------|-------|----|-----|-----|----|------|------|
| 1. Allen, Kazmeir | UCLA | R-Jr. | 11 | 21 | 612 | 1 | 100 | 29.1 |
| 2. Remigio, Nikko | CAL | Sr. | 11 | 17 | 494 | 1 | 99 | 29.1 |
| 3. Rice, Brenden | COLO | Fr. | 11 | 17 | 469 | 0 | 67 | 27.6 |
| 4. Bryant Jr., Gary | USC | So. | 10 | 16 | 413 | 0 | 62 | 25.8 |
| 5. Peat, Nathaniel | STAN | Jr. | 12 | 27 | 663 | 0 | 39 | 24.6 |
| 6. Jackson, Giles | WASH | So. | 12 | 19 | 442 | 0 | 43 | 23.3 |



PUNTING

| | Team | CI | G | Punt | Yds | Long | I20 | 50+ | TB | Avg |
|----------------------|------|-------|----|------|------|------|-----|-----|----|------|
| 1. Ostendorp, Kyle | ARIZ | So. | 12 | 58 | 2852 | 71 | 17 | 28 | 11 | 49.2 |
| 2. Porter, Race | WASH | Sr. | 12 | 53 | 2572 | 73 | 20 | 22 | 3 | 48.5 |
| 3. Watts, Josh | COLO | Jr. | 12 | 66 | 3154 | 64 | 17 | 24 | 7 | 47.8 |
| 4. Griffiths, Ben | USC | R-Jr. | 12 | 44 | 1978 | 71 | 17 | 11 | 5 | 45.0 |
| 5. Sanborn, Ryan | STAN | Jr. | 12 | 60 | 2600 | 60 | 19 | 16 | 4 | 43.3 |
| 6. Sheahan, Jamieson | CAL | Sr. | 12 | 53 | 2284 | 64 | 10 | 7 | 2 | 43.1 |
| 7. Haberer, Nick | WSU | Fr. | 13 | 52 | 2225 | 60 | 14 | 5 | 3 | 42.8 |

FIELD GOALS

| | Team | CI | G | FG | FGA | Long | Pct. | FG/G |
|------------------------|------|-------|----|----|-----|------|------|------|
| 1. Lewis, Parker | USC | So. | 10 | 17 | 22 | 52 | 77.3 | 1.70 |
| 2. Barr-Mira, Nicholas | UCLA | R-So. | 12 | 14 | 21 | 48 | 66.7 | 1.17 |
| 3. Becker, Cole | COLO | Fr. | 12 | 14 | 20 | 56 | 70.0 | 1.17 |
| 4. Janikowski, Dean | WSU | R-So. | 13 | 14 | 17 | 41 | 82.4 | 1.08 |
| 5. Longhetto, Dario | CAL | R-Jr. | 11 | 11 | 14 | 51 | 78.6 | 1.00 |
| 6. Lewis, Camden | ORE | So. | 14 | 13 | 16 | 49 | 81.3 | 0.93 |
| 7. Hayes, Everett | OSU | So. | 13 | 12 | 18 | 60 | 66.7 | 0.92 |
| 8. Henry, Peyton | WASH | Jr. | 12 | 11 | 14 | 38 | 78.6 | 0.92 |
| 9. Karty, Joshua | STAN | So. | 11 | 10 | 15 | 51 | 66.7 | 0.91 |

FIELD GOAL PCT

| | Team | CI | G | FG | FGA | Long | Pct. |
|-----------------------|------|-------|----|----|-----|------|-------|
| 1. Loop, Tyler | ARIZ | Fr. | 8 | 12 | 12 | 42 | 100.0 |
| 2. Janikowski, Dean | WSU | R-So. | 13 | 14 | 17 | 41 | 82.4 |
| 3. Lewis, Camden | ORE | So. | 14 | 13 | 16 | 49 | 81.3 |
| 4. Longhetto, Dario | CAL | R-Jr. | 11 | 11 | 14 | 51 | 78.6 |
| 5. Henry, Peyton | WASH | Jr. | 12 | 11 | 14 | 38 | 78.6 |
| 6. Lewis, Parker | USC | So. | 10 | 17 | 22 | 52 | 77.3 |
| 7. Zendejas, Cristian | ASU | R-Jr. | 12 | 8 | 11 | 40 | 72.7 |
| 8. Redding, Jadon | UTAH | So. | 12 | 10 | 14 | 50 | 71.4 |
| 9. Becker, Cole | COLO | Fr. | 12 | 14 | 20 | 56 | 70.0 |

PAT KICKING PCT

| | Team | CI | G | Made | Att. | Pct. |
|-----------------------|------|-------|----|------|------|-------|
| 1. Becker, Cole | COLO | Fr. | 12 | 25 | 25 | 100.0 |
| Havrisik, Lucas | ARIZ | Sr. | 12 | 3 | 3 | 100.0 |
| Karty, Joshua | STAN | So. | 11 | 27 | 27 | 100.0 |
| Noyes, Jordan | UTAH | Fr. | 13 | 21 | 21 | 100.0 |
| Longhetto, Dario | CAL | R-Jr. | 11 | 31 | 31 | 100.0 |
| Hayes, Everett | OSU | So. | 13 | 48 | 48 | 100.0 |
| Henry, Peyton | WASH | Jr. | 12 | 26 | 26 | 100.0 |
| 8. Lewis, Camden | ORE | So. | 14 | 55 | 56 | 98.2 |
| 9. Zendejas, Cristian | ASU | R-Jr. | 12 | 40 | 41 | 97.6 |

SACKS/Gm

| | Team | CI | G | Pos | Solo | Ast | Total | Avg/g |
|---------------------------|------|-------|----|-----|------|-----|-------|-------|
| 1. Goode, Cameron | CAL | R-Sr. | 11 | LB | 6 | 3 | 7.5 | 0.68 |
| 2. Tafua, Mika | UTAH | Jr. | 14 | DE | 9 | 1 | 9.5 | 0.68 |
| 3. Thibodeaux, Kayvon | ORE | So. | 11 | DE | 7 | 0 | 7.0 | 0.64 |
| 4. Lloyd, Devin | UTAH | Jr. | 14 | LB | 8 | 0 | 8.0 | 0.57 |
| 5. Barrs, Kyon | ARIZ | So. | 10 | DL | 4 | 2 | 5.0 | 0.50 |
| 6. Hughes-Murray, Andrejz | OSU | R-Sr. | 13 | LB | 4 | 4 | 6.0 | 0.46 |
| 7. Wells, Carson | COLO | Jr. | 12 | LB | 5 | 1 | 5.5 | 0.46 |
| 8. Tuipulotu, Tuli | USC | So. | 12 | DL | 5 | 1 | 5.5 | 0.46 |
| 9. Jackson, Drake | USC | Jr. | 11 | LB | 5 | 0 | 5.0 | 0.45 |
| 10. Green, B.J. | ASU | Fr. | 12 | DL | 4 | 2 | 5.0 | 0.42 |
| 11. Diallo, Mo | ARIZ | R-Sr. | 11 | DL | 3 | 3 | 4.5 | 0.41 |
| 12. Fillinger, Van | UTAH | Fr. | 14 | DE | 5 | 1 | 5.5 | 0.39 |
| 13. Stone, Jr., Ron | WSU | R-Jr. | 13 | DE | 5 | 0 | 5.0 | 0.38 |
| 14. Tafuna, Junior | UTAH | Fr. | 13 | DT | 4 | 1 | 4.5 | 0.35 |
| 15. Herron, Stephen | STAN | Jr. | 9 | LB | 3 | 0 | 3.0 | 0.33 |
| 16. Lichtenstein, Jacob | USC | R-Jr. | 12 | DL | 4 | 0 | 4.0 | 0.33 |
| 17. Tuitele, Faatui | WASH | R-Fr. | 9 | DL | 3 | 0 | 3.0 | 0.33 |
| 18. Calvert, Bo | UCLA | Sr. | 12 | LB | 4 | 0 | 4.0 | 0.33 |
| 19. Harris, Jalen | ARIZ | R-Jr. | 12 | DL | 4 | 0 | 4.0 | 0.33 |
| 20. Bequette, Luc | CAL | R-Sr. | 11 | DL | 3 | 1 | 3.5 | 0.32 |

INTERCEPTIONS/Gm

| | Team | CI | G | Int | Yds | TD | Long | Avg/g |
|-------------------------|------|-------|----|-----|-----|----|------|-------|
| 1. McKinley III, Verone | ORE | So. | 14 | 6 | -1 | 0 | 1 | 0.43 |
| 2. Butler, Darien | ASU | Sr. | 10 | 3 | 0 | 0 | 0 | 0.30 |
| 3. Lloyd, Devin | UTAH | Jr. | 14 | 4 | 36 | 2 | 34 | 0.29 |
| 4. Lake, Quentin | UCLA | Sr. | 11 | 3 | 23 | 0 | 15 | 0.27 |
| 5. Jones, Jack | ASU | Gr. | 11 | 3 | -1 | 0 | 0 | 0.27 |
| 6. Alford, Xavion | USC | R-Fr. | 11 | 3 | 0 | 0 | 0 | 0.27 |
| 7. Robertson, Merlin | ASU | Sr. | 12 | 3 | 98 | 1 | 60 | 0.25 |
| 8. Scott, Daniel | CAL | R-Sr. | 12 | 3 | 6 | 1 | 8 | 0.25 |
| 9. Hicks, Elijah | CAL | Sr. | 12 | 3 | 2 | 0 | 2 | 0.25 |
| 10. Shaw, Jay | UCLA | Sr. | 12 | 3 | 21 | 0 | 18 | 0.25 |

TACKLES/Gm

| | Team | CI | G | Pos | Solo | Ast | Total | Avg/g |
|---------------------------|------|-------|----|-----|------|-----|-------|-------|
| 1. Roberts, Avery | OSU | R-Jr. | 12 | LB | 65 | 63 | 128 | 10.67 |
| 2. Woods, Jahad | WSU | Gr. | 13 | LB | 55 | 54 | 109 | 8.38 |
| 3. Sewell, Noah | ORE | Fr. | 14 | LB | 53 | 61 | 114 | 8.14 |
| 4. Lloyd, Devin | UTAH | Jr. | 14 | LB | 65 | 45 | 110 | 7.86 |
| 5. Sirmom, Jackson | WASH | So. | 12 | LB | 60 | 32 | 92 | 7.67 |
| 6. Mauga, Kana'i | USC | Sr. | 12 | LB | 55 | 35 | 90 | 7.50 |
| 7. Damuni, Levani | STAN | Jr. | 12 | LB | 48 | 39 | 87 | 7.25 |
| 8. Speights, Omar | OSU | So. | 13 | LB | 33 | 56 | 89 | 6.85 |
| 9. Sewell, Nephi | UTAH | Jr. | 13 | LB | 54 | 35 | 89 | 6.85 |
| 10. Scott, Daniel | CAL | R-Sr. | 12 | S | 60 | 22 | 82 | 6.83 |
| 11. Pandy, Anthony | ARIZ | Sr. | 12 | LB | 46 | 36 | 82 | 6.83 |
| 12. Butler, Darien | ASU | Sr. | 10 | LB | 32 | 36 | 68 | 6.80 |
| 13. Soelle, Kyle | ASU | Gr. | 13 | LB | 43 | 45 | 88 | 6.77 |
| 14. Bruener, Carson | WASH | Fr. | 11 | LB | 48 | 22 | 70 | 6.36 |
| 15. Miezán, Ricky | STAN | Sr. | 11 | LB | 37 | 31 | 68 | 6.18 |
| 16. Hicks, Elijah | CAL | Sr. | 12 | S | 49 | 23 | 72 | 6.00 |
| 17. Iosefa, Muelu | CAL | So. | 10 | LB | 27 | 32 | 59 | 5.90 |
| 18. Marsh, Armani | WSU | R-Sr. | 12 | DB | 48 | 22 | 70 | 5.83 |
| 19. Lewis, Isaiah | COLO | Jr. | 12 | DB | 50 | 18 | 68 | 5.67 |
| 20. Young, Christian | ARIZ | Jr. | 12 | DB | 28 | 40 | 68 | 5.67 |
| 21. McKinley III, Verone | ORE | So. | 14 | DB | 44 | 35 | 79 | 5.64 |
| 22. Rogers, Justus | WSU | Gr. | 13 | LB | 40 | 33 | 73 | 5.62 |
| 23. Perry, Mark | COLO | So. | 12 | DB | 42 | 25 | 67 | 5.58 |
| 24. Williamson, Kendall | STAN | Sr. | 12 | S | 40 | 27 | 67 | 5.58 |
| 25. Knight, Qwuantrezz | UCLA | R-Sr. | 12 | DB | 48 | 18 | 66 | 5.50 |
| 26. Grant, Jaydon | OSU | R-Jr. | 13 | DB | 31 | 40 | 71 | 5.46 |
| 27. Robertson, Merlin | ASU | Sr. | 12 | LB | 30 | 35 | 65 | 5.42 |
| 28. Kelly, Kyu Blu | STAN | Jr. | 11 | CB | 43 | 16 | 59 | 5.36 |
| 29. Perry, Quinn | COLO | Jr. | 12 | LB | 43 | 21 | 64 | 5.33 |
| 30. Oladapo, Kitan | OSU | R-So. | 13 | DB | 37 | 32 | 69 | 5.31 |
| 31. Isom, Daniel | WSU | Gr. | 11 | DB | 27 | 30 | 57 | 5.18 |
| 32. Pola-Mao, Isaiah | USC | R-Sr. | 11 | S | 41 | 16 | 57 | 5.18 |
| 33. Reid, Gabe | STAN | 5th | 12 | LB | 33 | 29 | 62 | 5.17 |
| 34. Goforth, Ralen | USC | Jr. | 12 | LB | 31 | 30 | 61 | 5.08 |
| 35. Hicks III, George | WSU | Gr. | 13 | DB | 45 | 20 | 65 | 5.00 |
| 36. Wright, Mykael | ORE | So. | 13 | CB | 46 | 18 | 64 | 4.92 |
| 37. Booker, Thomas | STAN | Sr. | 12 | DE | 28 | 31 | 59 | 4.92 |
| 38. Turner, Jaxen | ARIZ | So. | 12 | DB | 34 | 25 | 59 | 4.92 |
| 39. Lake, Quentin | UCLA | Sr. | 11 | DB | 40 | 14 | 54 | 4.91 |
| 40. Stone, Jr., Ron | WSU | R-Jr. | 13 | DE | 34 | 29 | 63 | 4.85 |
| 41. Pierce, Deandre | ASU | Gr. | 13 | DB | 38 | 25 | 63 | 4.85 |
| 42. Williams, Noah | STAN | 5th | 9 | S | 28 | 15 | 43 | 4.78 |
| 43. Davidson, D.J. | ASU | Gr. | 12 | DL | 21 | 36 | 57 | 4.75 |
| 44. Genmark Heath, Jordan | UCLA | R-Sr. | 12 | LB | 23 | 32 | 55 | 4.58 |
| 45. Blackmon, Mekhi | COLO | Jr. | 9 | DB | 28 | 13 | 41 | 4.56 |
| 46. Agude, Mitchell | UCLA | Sr. | 12 | LB | 25 | 29 | 54 | 4.50 |
| 47. Phillips, Clark | UTAH | Fr. | 14 | CB | 46 | 17 | 63 | 4.50 |
| 48. McKinney, Brandon | UTAH | Sr. | 14 | S | 38 | 25 | 63 | 4.50 |
| 49. Thibodeaux, Kayvon | ORE | So. | 11 | DE | 35 | 14 | 49 | 4.45 |
| 50. Davis, Vonte | UTAH | Sr. | 14 | S | 49 | 13 | 62 | 4.43 |

INDIVIDUAL LEADERS
(National leader and Pac-12 among top 50)

ALL-PURPOSE YARDS

| | |
|---|-------|
| <i>National Leader: Lew Nichols, Central Michigan</i> | 168.2 |
| 14. Rachaad White, Arizona State | 138.5 |
| 38. Travis Dye, Oregon | 119.5 |
| 50. Zach Charbonnet, UCLA | 111.2 |

RUSHING (YPG)

| | |
|---|-------|
| <i>National Leader: Lew Nichols, Central Michigan</i> | 142.2 |
| 19. B.J. Baylor, Oregon State | 102.8 |
| 30. Zach Charbonnet, UCLA | 94.8 |
| 33. Rachaad White, Arizona State | 91.5 |
| 34. Keaontay Ingram, USC | 91.1 |
| 35. Travis Dye, Oregon | 90.8 |
| 43. Tavion Thomas, Utah | 85.2 |

RUSHING (TD)

| | |
|--|----|
| <i>National Leader: Rasheen Ali, Marshall/Tyler Algeier, BYU</i> | 23 |
| 3. Tavion Thomas, Utah | 21 |
| 10. Travis Dye, Oregon | 16 |
| 13. Rachaad White, Arizona State | 15 |
| 24. B.J. Baylor, Oregon State | 13 |
| 24. Zach Charbonnet, UCLA | 13 |
| 39. Max Borghi, Washington State | 12 |

COMPLETIONS PER GAME

| | |
|--|------|
| <i>National Leader: Will Rogers, Mississippi State</i> | 38.9 |
| 18. Kedon Slovis, USC | 21.4 |
| 25. Tanner McKee, Stanford | 20.6 |
| 27. Chase Garbers, California | 20.3 |
| 31. Dylan Morris, Washington | 20.0 |
| 39. Jayden de Laura, Washington State | 18.9 |

RECEPTIONS PER GAME

| | |
|--|------|
| <i>National Leader: Jerreth Sterns, Western Kentucky</i> | 10.7 |
| 15. Stanley Berryhill III, Arizona | 6.9 |
| 38. Travell Harris, Washington State | 5.8 |
| 50. Kyle Phillips, UCLA | 5.4 |

YARDS PER RECEPTION

| | |
|---|------|
| <i>National Leader: Trea Shropshire UAB</i> | 26.0 |
| 7. Stanley Berryhill III, California | 19.9 |
| 20. Travell Harris, California | 18.5 |
| 38. Greg Dulcich, UCLA | 17.3 |

TACKLES PER GAME

| | |
|--|------|
| <i>National Leader: Chris Bergin, Northwestern</i> | 11.8 |
| 5. Avery Roberts, Oregon State | 10.7 |
| 40. Jahad Woods, Washington State | 8.4 |

TACKLES FOR LOSS PER GAME

| | |
|--|-----|
| <i>National Leader: Will Anderson Jr., Alabama</i> | 2.3 |
| 3. Devin Lloyd, Utah | 1.6 |

TOTAL INTERCEPTIONS

| | |
|--|---|
| <i>National Leader: Verone McKinley III, Oregon + 2 others</i> | 6 |
| 14. Devin Lloyd, Utah | 4 |
| 36. 12 players tied | 3 |

FORCED FUMBLES PER GAME

| | |
|--|------|
| <i>National Leader: 3 players tied</i> | 0.46 |
| 11. Mitchell Agude, UCLA | 0.33 |
| 11. Elijah Hicks, California | 0.33 |
| 27. Jack Jones, Arizona State | 0.27 |

PUNT RETURNS

| | |
|---|------|
| <i>National Leader: Kalil Pimpleton, Central Michigan</i> | 19.1 |
| 4. Britain Covey, Utah | 14.7 |
| 19. Stanley Berryhill III, Arizona | 8.7 |

KICKOFF RETURNS

| | |
|--|------|
| <i>National Leader: Zonovan Knight, NC State</i> | 34.4 |
| 10. Kazmeir Allen, UCLA | 29.1 |
| 11. Nikko Remigio, California | 29.1 |
| 14. Brenden Rice, Colorado | 27.6 |
| 21. Gary Bryant Jr., USC | 25.8 |
| 29. Nathaniel Peat, Stanford | 24.6 |
| 37. Giles Jackson, Washington | 23.3 |
| 46. Tavian Cunningham, Arizona | 21.3 |
| 47. Travell Harris Washington State | 21.2 |
| 49. D.J. Taylor, Arizona State | 21.0 |

PUNTING

| | |
|---|------|
| <i>National Leader: Matt Araza, San Diego State</i> | 51.2 |
| 3. Kyle Ostendorp, Arizona | 49.2 |
| 4. Race Porter, Washington | 48.5 |
| 6. Josh Watts, Colorado | 47.8 |
| 23. Ben Griffiths, USC | 45.0 |
| 37. Ryan Sanborn, Stanford | 43.3 |
| 40. Jamieson Sheahan, California | 43.1 |
| 45. Nick Haberer Washington State | 42.8 |

FIELD GOALS PER GAME

| | |
|---|------|
| <i>National Leader: Jonah Dalmas, Boise State</i> | 2.17 |
| 8. Parker Lewis, USC | 1.70 |

TEAM LEADERS
(National leader and Pac-12 among top 20)

RUSHING OFFENSE

| | |
|---|-------|
| <i>National Leader: Air Force</i> | 327.7 |
| 13. Utah | 216.8 |
| 14. UCLA | 215.1 |
| 19. Oregon State | 212.4 |

PASSING OFFENSE

| | |
|--|-------|
| <i>National Leader: Western Kentucky</i> | 433.7 |
| 17. USC | 298.3 |

SCORING OFFENSE

| | |
|--|------|
| <i>National Leader: Ohio State</i> | 45.7 |
| 12. UCLA | 36.5 |
| 14. Utah | 36.1 |

3rd DOWN CONVERSION PCT.

| | |
|--|------|
| <i>National Leader: Coastal Carolina</i> | 53.8 |
| 4. Oregon | 51.1 |
| 7. Oregon State | 48.8 |
| 8. Utah | 48.2 |
| 12. UCLA | 46.0 |
| 19. USC | 45.3 |

RUSHING DEFENSE

| | |
|---|-------|
| <i>National Leader: Wisconsin</i> | 64.8 |
| 19. Utah | 119.4 |

PASSING YARDS ALLOWED/Gm

| | |
|--|-------|
| <i>National Leader: Washington</i> | 143.1 |
| 15. Arizona | 190.1 |
| 20. Arizona State | 194.8 |

PUNT RETURNS

| | |
|------------------------------------|------|
| <i>National Leader: UCLA</i> | 20.0 |
| 6. Utah | 15.1 |
| 9. Colorado | 14.2 |
| 10. Stanford | 13.9 |
| 14. Arizona State | 12.1 |

KICKOFF RETURNS

| | |
|--|------|
| <i>National Leader: NC State</i> | 30.7 |
| 3. California | 29.1 |
| 5. Colorado | 28.7 |
| 7. UCLA | 27.4 |
| 13. Utah | 25.8 |

KICKOFF RETURN DEFENSE

| | |
|--|------|
| <i>National Leader: Michigan</i> | 12.1 |
| 4. Stanford | 13.8 |

TURNOVER MARGIN

| | |
|--------------------------------------|------|
| <i>National Leader: Nevada</i> | 1.31 |
| 7. Washington State | 0.85 |
| 11. California | 0.83 |

PASSES INTERCEPTED (Defense)

| | |
|------------------------------------|----|
| <i>National Leader: Iowa</i> | 25 |
| 5. Oregon | 17 |
| 8. Arizona State | 16 |
| 14. Washington State | 15 |
| 14. Oregon State | 15 |

TEAM PASS EFFICIENCY DEFENSE

| | |
|--|-------|
| <i>National Leader: Cincinnati</i> | 103.4 |
| 3. Washington | 106.7 |
| 17. Arizona State | 118.5 |
| 20. Washington State | 119.7 |

SACKS

| | |
|--|------|
| <i>National Leader: Oklahoma State</i> | 4.07 |
| 19. Utah | 3.00 |

RED ZONE OFFENSE

| | |
|---|-------|
| <i>National Leaders: Oklahoma</i> | 0.968 |
| 3. Colorado | 0.939 |
| 9. Washington | 0.921 |
| 17. USC | 0.902 |

RED ZONE DEFENSE

| | |
|---------------------------------------|-------|
| <i>National Leader: Georgia</i> | 0.625 |
| 10. Washington State | 0.720 |
| 18. Colorado | 0.744 |

FUMLBES RECOVERED

| | |
|--|----|
| <i>National Leader: Middle Tennessee</i> | 15 |
| 2. Washington State | 14 |

NET PUNTING

| | |
|---------------------------------------|------|
| <i>National Leader: Rutgers</i> | 45.3 |
| 17. Oregon State | 42.4 |

FEWEST PENALTIES PER GAME

| | |
|-----------------------------------|------|
| <i>National Leader: ULM</i> | 3.67 |
| 8. Washington | 4.33 |
| 15. Utah | 4.79 |



TOTAL OFFENSE

423..... Dart, Jaxson (USC) at WSU (Sept 18) [32r,391p]
397...Morris, Dylan (WASH) at COLO (Nov 20) [10r,387p]

RUSHING YARDS

211.....Dye, Travis (ORE) at WASH (Nov 6)
204.....Ingram, Keaontay (USC) vs ARIZ (Oct 30)

RUSHING ATTEMPTS

32.....White, Rachaad (ASU) at WASH (Nov 13)
28..... Charbonnet, Zach (UCLA) at USC (Nov 20)
28..... White, Rachaad (ASU) vs USC (Nov 6)
28.....Dye, Travis (ORE) at WASH (Nov 6)

RUSHING TOUCHDOWNS

4..... Thomas, Tavion (UTAH) at STAN (Nov 5)
4..... Thomas, Tavion (UTAH) vs UCLA (Oct 30)
4.....Dye, Travis (ORE) at UCLA (Oct 23)

LONGEST RUSH

96..... Pledger, T.J. (UTAH) at STAN (Nov 5)
87..... Peat, Nathaniel (STAN) at USC (Sept 11)

PASSING YARDS

401..... Slovis, Kedon (USC) vs Utah (Oct 9)
399..... de Laura, Jayden (WSU) vs OSU (Oct 9)

PASSING ATTEMPTS

53..... Slovis, Kedon (USC) vs Utah (Oct 9)
52..... Morris, Dylan (WASH) at COLO (Nov 20)

PASSING TOUCHDOWNS

4... Thompson-Robinson, Dorian (UCLA) at USC (Nov 20)
4.....de Laura, Jayden (WSU) vs ARIZ (Nov 19)
4..... Nolan, Chance (OSU) at USC (Sept 25)
4..... Dart, Jaxson (USC) at WSU (Sept 18)

LONGEST PASS

84..... Garbers, Chase (CAL) at STAN (Nov 20)
78.....de Laura, Jayden (WSU) vs ARIZ (Nov 19)

PASSES COMPLETED

34..... Cruz, Gunner (ARIZ) vs BYU (Sept 4)
33..... Morris, Dylan (WASH) at COLO (Nov 20)
33..... Slovis, Kedon (USC) vs UTAH (Oct 9)

PASSES HAD INTERCEPTED

5..... McCloud, Jordan (ARIZ) at ORE (Sept 25)
4..... Huard, Sam (WASH) vs WSU (Nov 26)

PASS YARDS/ATTEMPT

15.9..Thompson-Robinson, D. (UCLA) at USC (Nov 20) [22-349]

RECEIVING YARDS

175..... McMillan, Jalen (WASH) vs ARK ST (Sept 18)
171..... London, Drake (USC) at ND (Oct 23)

RECEPTIONS

16..... London, Drake (USC) vs UTAH (Oct 9)
15..... London, Drake (USC) at ND (Oct 23)

RECEIVING TOUCHDOWNS

2.....21 times

LONGEST RECEPTION

84..... Clark, Trevon (CAL) at STAN (Nov 20)
78..... Jackson Jr., Calvin (WSU) vs ARIZ (Nov 19)

FIELD GOAL ATTEMPTS

5 Janikowski, Dean (WSU) at WASH (Nov 26)
48 times

FIELD GOALS MADE

4..... Janikowski, Dean (WSU) at WASH (Nov 26)
4..... Henry, Peyton (WASH) at STAN (Oct 30)
4..... Longhetto, Dario (CAL) vs COLO (Oct 23)

LONGEST FIELD GOAL

60..... Hayes, Everett (OSU) at COLO (Nov 6)
57..... Havrisik, Lucas (ARIZ) vs UTAH (Nov 13)

LONGEST PUNT

73..... Porter, Race (WASH) vs ASU (Nov 13)

PUNT RETURNS

6..... Covey, Britain (UTAH) at SDSU (Sept 18)
5..... Berryhill III, Stanley (ARIZ) vs NAU (Sept 18)

PUNT RETURN YARDS

132..... Covey, Britain (UTAH) at SDSU (Sept 18)
93..... Phillips, Kyle (UCLA) vs COLO (Nov 13)

LONGEST PUNT RETURN

82..... Phillips, Kyle (UCLA) vs COLO (Nov 13)
80..... Covey, Britain (UTAH) at SDSU (Sept 18)

PUNT RETURN TOUCHDOWNS

1.....7 times

KICK RETURN YARDS

208..... Covey, Britain (UTAH) vs OH ST (Jan 1)
163..... Allen, Kazmeir (UCLA) at USC (Nov 20)

LONGEST KICK RETURN

100..... Reed, Nikko (COLO) at UTAH (Nov 26)
100..... Allen, Kazmeir (UCLA) at USC (Nov 20)

KICK RETURN TOUCHDOWNS

1..... Covey, Britain (UTAH) vs OH ST (Jan 1)
1..... Reed, Nikko (COLO) at UTAH (Nov 26)
1..... Allen, Kazmeir (UCLA) at USC (Nov 20)
1..... Remigio, Nikko. (CAL) vs SAC ST (Sept 18)

INTERCEPTIONS

2.....7 times

INTERCEPTION RETURN YARDS

68..... Williams, Bennett (ORE) vs ARIZ (Sept 25)
60..... Rogers, Justus (WSU) at WASH (Nov 26)
60..... Robertson, Merlin (ASU) at BYU (Sept 18)

LONGEST INTERCEPTION RETURN

68..... Williams, Bennett (ORE) vs ARIZ (Sept 25)
60..... Rogers, Justus (WSU) at WASH (Nov 26)
60..... Robertson, Merlin (ASU) at BYU (Sept 18)

INTERCEPTION RETURN TD

1.....13 times

ALL-PURPOSE YARDS

281..... Rice, Brenden (COLO) at ORE (Oct 30)
278..... Allen, Kazmeir (UCLA) at USC (Nov 20)

TACKLES

16.0..... Bruener, Carson (WASH) at STAN (Oct 30)
16.0..... Young, Christian (ARIZ) at USC (Oct 30)
16.0..... Roberts, Avery (OSU) vs UTAH (Oct 23)
16.0..... Woods, Jahad (WSU) vs BYU (Oct 23)
16.0..... Roberts, Avery (OSU) vs WASH (Oct 2)
16.0..... Ulofoshio, Edefuan (WASH) at OSU (Oct 2)

SACKS

3.0..... Lloyd, Devin (UTAH) vs ASU (Oct 16)
3.0..... Fillingier, Van (UTAH) vs WSU (Sept 25)

TACKLES FOR LOSS

5.0..... Lloyd, Devin (UTAH) at STAN (Nov 5)
4.0..... Diallo, Mo (ARIZ) vs WASH (Oct 22)
4.0..... Lloyd, Devin (UTAH) vs ASU (Oct 16)
4.0..... Wells, Carson (COLO) vs ARIZ (Oct 16)

100-YARD RUSHING GAMES

Charbonnet, Zach, UCLA7
Baylor, B.J., Oregon State.....6
Thomas, Tavion, Utah5
Pledger, T.J., Utah.....4
Dye, Travis, Oregon3
Ingram, Keaontay, USC3
Broussard, Jarek, Colorado2
White, Rachaad, Arizona State2
Bernard, Micah, Utah2
Borghi, Max, Washington State.....2
McGrew, Sean, Washington2
Malepeai, Vavae, USC1
Moore, Damien, Cal1
Peat, Nathaniel, Stanford1
Brooks, Christopher, California1
Brown, Anthony, Oregon1
Daniels, Jayden, Arizona State.....1
Cardwell, Byron, Oregon.....1
Fenwick, Deshaun, Oregon State.....1
Brown, Brittain, UCLA1
Verdell, CJ, Oregon1
Thompson-Robinson, Dorian, UCLA1

300-YARD PASSING GAMES

Slovis, Kedon, USC2
de Laura, Jayden, Washington State2
Dart, Jaxson, USC2
Morris, Dylan, Washington2
Garbers, Chase, California2
Nolan, Chance, Oregon State2
Brown, Anthony, Oregon2
McKee, Tanner, Stanford1
Thompson-Robinson, Dorian, UCLA1
Plummer, Will, Arizona1
Cruz, Gunner, Arizona1
Rising, Cameron, Utah1

100-YARD RECEIVING GAMES

London, Drake, USC6
Rice, Brenden, Colorado2
Berryhill III, Stanley, Arizona.....2
Harris, Travell, Washington State2
Williams, Devon, Oregon2
Jackson Jr, Calvin, Washington State2
Dulcich, Greg, UCLA2
Clark, Trevon, California.....2
Phillips, Kyle, UCLA2
Higgins, Elijah, Stanford2
McMillan, Jalen, Washington1
Crawford, Kekoa, California1
Williams, Devon, Oregon1
Brown, Kam, USC1
Gould, Anthony, Oregon State.....1

POINTS

62..... UCLA at USC (Nov 20)
52.....3 times

POINTS SCORED KICKING

16..... Washington State at Washington (Nov 26) [4fg,4pat]
14..... California vs Colorado (Oct 23) [4fg, 2pat]

TOUCHDOWNS

9..... UCLA at USC (Nov 20)
7..... Oregon vs Colorado (Oct 30)
7..... Utah at Stanford (Nov 5)
7..... Washington vs Arkansas State (Sept 18)

TOTAL OFFENSE YARDS

636..... California at Stanford (Nov 20) [352r,284p]
609..... UCLA at USC (Nov 20) [260r,349p]

TOTAL OFFENSE PLAYS

91..... UCLA vs Oregon (Oct 23)

TOTAL OFFENSE YARDS/PLAY

10.1..... California at Stanford (Nov 20)

RUSHING YARDS

441..... Utah at Stanford (Nov 5)
352..... California at Stanford (Nov 20)

RUSHING ATTEMPTS

57..... Arizona State at Washington (Nov 13)
56..... Oregon at Washington (Nov 6)

YARDS PER RUSH

10.4..... California at Stanford (Nov 20) [34-352]
9.6..... Utah at Stanford (Nov 5) [46-441]

RUSHING TOUCHDOWNS

6..... Arizona State vs Southern Utah (Sept 2)
6..... Utah at Stanford (Nov 5)

PASSING YARDS

401..... Utah at USC (Oct 9)
399..... USC vs Washington State (Sept 18)
399..... Washington State vs Oregon State (Oct 9)

PASSING ATTEMPTS

58..... Utah at San Diego State (Sept 18, 30T)
56..... Washington at Colorado (Nov 20)

PASSING TOUCHDOWNS

4.....5 times

PASSES COMPLETED

36..... Arizona vs BYU (Sept 4)
34..... Washington at Colorado (Nov 20)

PASSES HAD INTERCEPTED

5..... Arizona at Oregon (Sept 25)
4..... Washington vs Washington State (Nov 26)

PASS COMPLETION PERCENTAGE

85.7..... California vs USC (Dec 4) [18-21]
84.4..... Washington State at Washington (Nov 26) [27-32]

PASSING YARDS PER ATTEMPT

16.3..... UCLA vs LSU (Sept 4) [16-260]
15.9..... UCLA at USC (Nov 20) [22-349]

YARDS PER CATCH

28.9..... UCLA vs LSU (Sept 4) [9-260]
22.1..... Arizona State at UCLA (Oct 2) [13-287]

FIELD GOAL ATTEMPTS

5..... Washington State at Washington (Nov 26)
4.....8 times

FIELD GOALS MADE

4..... California vs Colorado (Oct 23)
4..... Washington State at Washington (Nov 26)
4..... Washington at Stanford (Oct 30)

PUNTS

11..... Arizona vs San Diego St (Sept 11)
11..... California at Arizona (Nov 6)

YARDS PUNTED

493..... California at Arizona (Nov 6)

PUNTING AVERAGE

54.6..... Arizona vs Washington (Oct 22)

PUNT RETURNS

6..... Utah at San Diego State (Sept 18)
5.....3 times

PUNT RETURN YARDS

132..... Utah at San Diego State (Sept 18)
123..... Arizona State vs Southern Utah (Sept 2)

PUNT RETURN AVERAGE

46.5..... UCLA vs Colorado (Nov 13) [2-93]
45.0..... Utah vs Oregon (Nov 20) [2-90]

PUNT RETURN TOUCHDOWNS

1..... UCLA vs Colorado (Nov 13)
1..... Utah at San Diego State (Sept 18)
1..... Utah vs Oregon (Nov 20)

KICK RETURNS

8..... Utah vs Ohio State (Jan 1)
8..... Arizona at Oregon (Sept 25)
8..... Stanford vs California (Nov 20)

KICK RETURN YARDS

222..... Utah vs Ohio State (Jan 1)
183..... UCLA at USC (Nov 20)

KICK RETURN AVERAGE

73.0..... UCLA at Arizona (Oct 9) [1-73]
44.0..... Colorado vs N. Colorado (Sept 3) [1-44]

KICK RETURN TOUCHDOWNS

1..... UCLA at USC (Nov 20)
1..... Utah at Ohio State (Jan 1)
1..... Colorado at Utah (Nov 26)
1..... California at Sacramento St (Sept 18)

INTERCEPTIONS

5..... Oregon vs Arizona (Sept 25)
4..... Washington State at Washington (Nov 26)

INTERCEPTION RETURN YDS

104..... Washington State at Washington (Nov 26)
87..... Arizona State vs Arizona (Nov 27)

INTERCEPTION RETURN YDS AVERAGE

87.0..... Arizona State at Arizona (Nov 28) [1-87]
50.0..... Washington vs Oregon (Nov 21) [1-50]

INTERCEPTION RETURN TOUCHDOWNS

1.....13 times

FUMBLES LOST

3..... Utah vs Washington State (Sept 25)
3..... Arizona State vs Washington State (Oct 30)

FUMBLES RECOVERED

3..... Oregon vs Fresno State (Sept 4)
3..... Washington State at Arizona State (Oct 30)
3..... Washington State at Utah (Sept 25)
3..... UCLA vs Oregon (Oct 23)

SACKED BY OPPONENT

8..... Washington State at Utah (Sept 25)

QUARTERBACK SACKS

8..... Utah vs Washington State (Sept 25)

TURNOVERS COMMITTED

5..... Arizona State vs Washington State (Oct 30)
5..... Arizona at Oregon (Sept 25)

TURNOVERS CAUSED

5..... Washington State at Arizona State (Oct 30)
5..... Oregon vs Arizona (Sept 25)

KICKS BLOCKED

2..... Arizona at Washington State (Nov 19)

FIRST DOWNS

35..... USC vs Arizona (Oct 30)
32..... Oregon vs Colorado (Oct 30)
32..... USC vs Oregon St (Sept 25)

FIRST DOWNS RUSHING

23..... Utah at Stanford (Nov 5)
19..... Oregon vs Washington State (Nov 13)

FIRST DOWNS PASSING

22..... USC vs Utah (Oct 9)
19..... USC vs Arizona (Oct 30)

FIRST DOWNS BY PENALTIES

9..... USC vs Oregon St (Sept 25)
6..... USC vs Arizona (Oct 30)

PENALTIES

16..... Arizona State at BYU (Sept 18)
14..... Oregon State at USC (Sept 25)

PENALTIES YARD

154..... Oregon State at USC (Sept 25)
135..... Arizona State vs Southern Utah (Sept 2)



*NCAA Record; ^ Record later vacated due to NCAA penalty
BOLD indicates returning player

TOTAL OFFENSE (Rushing plus Passing)

MOST PLAYS

Game: 94 Connor Halliday, WSU at Oregon, 2013
Season: 764 Connor Halliday, WSU, 2013
Career: 2,306 Luke Falk, WSU, 2014-17

MOST YARDS GAINED

Game: 751 Connor Halliday, WSU vs. California, 2014
Game (Fr.): 556 Anu Solomon, ARIZ vs. California, 2014
Conf. Gm: 751 Connor Halliday, WSU vs. California, 2014
Season: 5,559 Anthony Gordon, WSU, 2019 (5,579 pass, -20 rush)
Career: 14,086 Luke Falk, WSU, 2014-17
(14,486 pass, -400 rush)

MOST YARDS GAINED PER GAME

Season: 427.6 Anthony Gordon, WSU, 2019 (5,559 in 13 games)
Career: 327.6 Luke Falk, WSU, 2014-17 (14,086 in 43 games)

MOST SEASONS GAINING 2500 YARDS OR MORE

4 Jake Browning, WASH, 2015-16-17-18
4 Matt Barkley, USC, 2009-10-11-12
3 18 times, most recent:
Steven Montez, COLO, 2017-18-19

MOST YARDS GAINED BY TWO OPPOSING PLAYERS

Game: 1,269 Connor Halliday (751) & Jared Goff (518)
Washington State vs. California, 2014

MOST TOUCHDOWNS RESPONSIBLE FOR (Touchdowns scored and passed for)

Game: 9 Anthony Gordon, WSU vs. UCLA, 2019
8 Kalen Ballage, ASU vs. Texas Tech, 2016
8 Jake Browning, WASH vs. Oregon, 2016
8 Pat Barnes, CAL vs. Arizona, 1996 (4 OT)
7 6 times, last:
Dorian Thompson-Robinson, UCLA at Wash State, 2019
Season: 57 Marcus Mariota, ORE, 2014
Career: 134 Marcus Mariota, ORE, 2012-14

MOST VICTORIES BY A STARTING QUARTERBACK

Career: 39 Jake Browning, WASH, 2015-18
36 Marcus Mariota, ORE, 2012-14
36 Kevin Hogan, STAN, 2012-15

PASSING

HIGHEST PASSING EFFICIENCY RATING POINTS

Game (Min. 20 att.): 319.2 Matt Barkley vs. Colorado, 2012
(20 att, 19 comp, 0 int, 298 yds, 6 TD passes)
Season: 181.7 Marcus Mariota, ORE, 2014
(445 att, 304 comp, 4 int, 4454 yds, 42 TD)
Career: 171.8 Marcus Mariota, ORE, 2012-14
(1167 att, 779 comp, 14 int, 10,796 yds, 105 TD)

MOST PASSES ATTEMPTED

Game: 89 Connor Halliday, WSU at Oregon, 2013 (completed 58)
Conf. Gm: 89 Connor Halliday, WSU at Oregon, 2013 (completed 58)
Season: 714 Connor Halliday, WSU, 2013 (completed 449)
Career: 2,055 Luke Falk, WSU, 2014-17 (completed 1,404)

MOST PASSES COMPLETED

Game: 58 Connor Halliday, WSU at Oregon, 2013 (attempted 89)
Conf. Gm: 58 Connor Halliday, WSU at Oregon, 2013 (attempted 89)
Season: 493 Anthony Gordon, WSU, 2019 (attempted 689)
Career: 1,404 Luke Falk, WSU, 2014-17 (attempted 2,055)

MOST CONSECUTIVE PASSES COMPLETED

Game: 23 Aaron Rodgers, CAL vs. USC, 2004
Season: 26 Aaron Rodgers, CAL, 2004

HIGHEST PERCENTAGE OF PASSES COMPLETED

Game (Min. 10 comp.): 100.0 Troy Winslow, USC vs. Washington, 1965 (11 of 11)
100.0 Steve Endicott, OSU vs. UCLA, 1971 (10 of 10)
Game (Min. 20 comp.): 92.6 Rick Neuheisel, UCLA vs. Washington, 1983 (25 of 27)
Game (Min. 30 comp.): 91.4 Luke Falk, WSU vs. Arizona, 2016 (32 of 35)
Game (Min. 40 comp.): 81.1 Rich Campbell, CAL vs. Florida, 1980 (43 of 53)
Season (Min. 150 atts.): 73.1 Tyler Huntley, UTAH, 2019 (220 of 301)
Season (Min. 350 atts.): 71.9 Kedon Slovis, USC, 2019 (282 of 392)
Season (Fr., 100 atts.): 71.9 Kedon Slovis, USC, 2019 (282 of 392)*
Career: 71.5 Anthony Gordon, 2017-19 (496 of 692)

MOST PASSES HAD INTERCEPTED

Game: 7 Erik Wilhelm, OSU vs. Stanford, 1987 (attempted 54)
Season: 24 Derek Anderson, OSU, 2003 (attempted 510)
24 Chris Rowland, WASH, 1973 (attempted 234)
24 Dan Fouts, ORE, 1970 (attempted 361)
24 Ty Paine, WSU, 1970 (attempted 267)
Career: 61 Erik Wilhelm, OSU, 1985-88 (attempted 1480)

LOWEST PERCENTAGE OF PASSES HAD INTERCEPTED

Season (Min. 150 atts.): 0.59 Jayden Daniels, ASU, 2019 (2 of 338)
Season (Min. 350 atts.): 0.84 Jake Luton, OSU, 2019 (3 of 358)
Career (Min. 1000 atts.): 1.20 Marcus Mariota, ORE, 2014 (14 of 1167)

MOST CONSEC. PASSES ATTEMPTED WITHOUT INTERCEPTION

Season: 275 Marcus Mariota, ORE, 2013
Career: 343 Marcus Mariota, ORE, 2012-13

MOST YARDS GAINED

Game: 734 Connor Halliday, WSU vs. California, 2013 (comp. 49 of 70)
Two games: 1,151 Connor Halliday, WSU at UTAH (437), at CAL (734), 2014
Season: 5,579 Anthony Gordon, WSU, 2019 (completed 493 of 689)
Career: 14,486 Luke Falk, WSU, 2014-17



Matt Barkley, USC



John Elway, Stanford



Andrew Luck, Stanford



Nick Foles, Arizona

MOST SEASONS GAINING 3,000 YARDS OR MORE

| | | |
|---------|---|---------------------------------|
| Career: | 3 | Luke Falk, WSU, 2015-16-17 |
| | 3 | Jared Goff, CAL, 2013-14-15 |
| | 3 | Sean Mannion, OSU, 2011, 13-14 |
| | 3 | Matt Leinart, USC, 2003-04-05 |
| | 3 | Derek Anderson, OSU, 2002-03-04 |
| | 3 | Andrew Walter, ASU, 2002-03-04 |

MOST GAMES GAINING 200 YARDS OR MORE

| | | |
|---------|----|--|
| Career: | 41 | Sean Mannion, Oregon State, 2011-14 |
| Season: | 13 | Anthony Gordon, WSU, 2019; Luke Falk, WSU, 2016; Jared Goff, CAL, 2015; Sean Mannion, OSU, 2013; Matt Leinart, USC, 2005 |

MOST YARDS GAINED BY TWO OPPOSING PLAYERS

| | | |
|-------------|-------|---|
| Game: | 1,261 | Connor Halliday (734) & Jared Goff (527) Washington State vs. California, 2014 |
| Conf. Game: | 1,261 | Connor Halliday (734) & Jared Goff (527) Washington State vs. California, 2014 |

MOST YARDS GAINED PER ATTEMPT (Min. 25 atts.)

| | | |
|-----------------------|-------|--|
| Game (min 25 att): | 18.9 | Drew Olson, UCLA vs. ASU, 2005 (27-510) |
| Season (min 200 att): | 10.27 | Tyler Huntley, UTAH, 2019 (301-3,092) |
| Career (min 900 att): | 9.25 | Marcus Mariota, ORE, 2014 (1,167-10,796) |

MOST YARDS GAINED BY A PLAYER IN HIS FIRST CAREER START

445 Jared Goff, CAL vs. Northwestern, 2013

MOST YARDS GAINED BY A FRESHMAN

520 Anu Solomon, ARIZ vs. California, 2014

MOST TOUCHDOWN PASSES

| | | |
|---------|-----|---|
| Game: | 9 | Anthony Gordon, WSU vs. UCLA, 2019 |
| | 8 | Pat Barnes, CAL vs. Arizona, 1996 (4 OT) |
| | 7 | Jared Goff, Cal vs Colorado, 2014 (2 OT) |
| | 7 | Cody Kessler, USC vs. Colorado, 2014 |
| | 7 | Sefo Liufau, Colorado vs Cal, 2014 (2 OT) |
| | 7 | Gardner Minshew II, WSU vs. Arizona, 2018 |
| | 7 | Mike Pagel, ASU vs. Stanford, 1981 |
| Season: | 48 | Anthony Gordon, WSU, 2019 |
| Career: | 119 | Luke Falk, WSU, 2014-17 |

MOST TOUCHDOWN PASSES BY A FRESHMAN

Season: 32 Marcus Mariota, ORE, 2012

LONGEST PASSING PLAY

| | | |
|-------------|-------|--|
| Game: | 99 TD | Jeff Tuel to Johnny Forzani, WSU vs. Arizona State, 2009 |
| | 99 TD | Jason Johnson to Brandon Marshall, ARIZ vs. Idaho, 2001 |
| Conf. Game: | 99 TD | Jeff Tuel to Johnny Forzani, WSU vs. Arizona State, 2009 |

RUSHING

MOST RUSHES

| | | |
|----------|-------|---|
| Game: | 51 | Ricky Bell, USC vs. WSU, 1976 (347 yards) |
| Season: | 403 | Marcus Allen, USC, 1981 (2,342 yards) |
| Two Yrs: | 751 | Marcus Allen, USC, 1980-81 (3,905 yards)* |
| Career: | 1,147 | Charles White, USC, 1976-79 (6,245 yards) |

MOST YARDS GAINED

| | | |
|----------|-------|--|
| Quarter: | 222 | Corey Dillon, WASH vs. San Jose State, 1996 (1st Q, 16 rushes)* |
| Half: | 268 | Jerry Drew, CAL vs. Oregon State, 1954 (2nd H, 7 rushes) |
| Game: | 366 | Ka'Deem Carey, ARIZ vs. COLO, 2012 (25 rushes) |
| Two Yrs: | 3,905 | Marcus Allen, USC, 1980-81 (757 carries)* |
| Season: | 2,427 | Marcus Allen, USC, 1981 (433 rushes) |
| Career: | 6,245 | Charles White, USC, 1976-79 (1,147 rushes) |

MOST YARDS GAINED PER GAME

| | | |
|----------|-------|--|
| Season: | 202.3 | Marcus Allen, USC, 1981 (2,427 in 12 games) |
| Two Yrs: | 186.0 | Marcus Allen, USC, 1980-81 (3,905 in 21 games) |
| Career: | 163.0 | O.J. Simpson, USC, 1967-68 (3,423 in 21 games) |

MOST YARDS GAINED BY CLASS

| | | |
|------------|-------|---------------------------------|
| Freshman: | 1,546 | LaMichael James, ORE, 2009 |
| Sophomore: | 2,019 | Christian McCaffrey, STAN, 2015 |
| Junior: | 2,118 | Bryce Love, STAN, 2017 |
| Senior: | 2,342 | Marcus Allen, USC, 1981 |

FRESHMEN GAINING 1,000 YARDS OR MORE

| | | |
|---------|-------|-----------------------------|
| Season: | 1,546 | LaMichael James, ORE, 2009 |
| | 1,380 | Jermar Jefferson, OSU, 2018 |
| | 1,375 | Nick Wilson, ARIZ, 2014 |
| | 1,365 | Royce Freeman, ORE, 2014 |
| | 1,302 | Myles Gaskin, WASH, 2015 |
| | 1,253 | Jacquizz Rodgers, OSU, 2008 |
| | 1,113 | Chris Polk, WASH, 2009 |
| | 1,069 | Darrin Nelson, STAN, 1977 |
| | 1,018 | CJ Verdell, ORE, 2018 |

EARLIEST GAME GAINING 1,000 YARDS OR MORE

| | | |
|---------|---|----------------------------------|
| Season: | 5 | Marcus Allen, USC, 1981 (1,136)* |
| | 5 | Bryce Love, STAN, 2017 (1,088)* |
| | 5 | Ricky Bell, USC, 1976 (1,008)* |

MOST YARDS GAINED BY A QUARTERBACK

| | | |
|---------|-------|--------------------------------------|
| Game: | 327 | Khalil Tate, ARIZ vs. Colorado, 2017 |
| Season: | 1,411 | Khalil Tate, ARIZ, 2017 |

TEAMMATES GAINING 1,000 YARDS OR MORE

Season: Jeremiah Johnson (1,201) & LeGarrette Blount (1,002), ORE, 2008
 Reggie Bush (1,740) & LenDale White (1,302), USC, 2005^
 Onterio Smith (1,058) & Maurice Morris (1,049), ORE, 2001
 Anthony Wallace (1,002) & Russell White (1,000), CAL, 1990
 Steve Broussard (1,280) & Rich Swinton (1,018), WSU, 1988
 Theotis Brown (1,092) & Wendell Tyler (1,003), UCLA, 1976

MOST GAMES GAINING 100 YARDS OR MORE

| | | |
|---------|----|-----------------------------|
| Season: | 12 | Bryce Love, STAN, 2017 |
| | 12 | Ka'Deem Carey, ARIZ, 2013 |
| | 12 | J.J. Arrington, CAL, 2004 |
| Career: | 31 | Charles White, USC, 1976-79 |

MOST GAMES GAINING 200 YARDS OR MORE

| | | |
|---------|----|-----------------------------|
| Season: | 8 | Marcus Allen, USC, 1981* |
| Career: | 11 | Marcus Allen, USC, 1978-81* |

MOST CONSECUTIVE GAMES GAINING 200 YARDS OR MORE

5 Marcus Allen, USC, 1981*



LaMichael James, Oregon



Jared Goff, California



Corey Dillon, Washington



Charles White, USC



MOST CONSECUTIVE GAMES GAINING 100 YARDS OR MORE

16 Ka'Deem Carey, ARIZ, 2012-13

MOST YARDS GAINED TWO CONSECUTIVE GAMES

573 Rueben Mayes, WSU, 1984 (216 vs. STAN; 357 vs. ORE)

MOST SEASONS GAINING 1,000 YARDS OR MORE

4 Myles Gaskin, WASH, 2015-16-17-18
 3 Zack Moss, UTAH, 2017-18-19
 3 Stepfan Taylor, STAN, 2010-11-12
 3 LaMichael James, ORE, 2009-10-11
 3 Chris Polk, WASH, 2009-10-11
 3 Jacquizz Rodgers, OSU, 2008-09-10
 3 Yverson Bernard, OSU, 2005-06-07
 3 Ken Simonton, OSU, 1998-99-00
 3 Napoleon Kaufman, WASH, 1992-93-94
 3 Russell White, CAL, 1990-91-92
 3 Darrin Nelson, STAN, 1977-78-81
 3 Charles White, USC, 1977-78-79
 3 Anthony Davis, USC, 1972-73-74

MOST CONSECUTIVE SEASONS WITH A 1000-YARD RUSHER

10 USC, 1972-81
(Anthony Davis, 1972-73-74; Ricky Bell, 1975-76; Charles White, 1977-78-79; Marcus Allen, 1980-81)

MOST YARDS GAINED BY TWO OPPOSING PLAYERS

Game: 608 Khalil Tate, ARIZ (327) & Lindsay Phillips, COLO (281), 2017

HIGHEST AVERAGE GAIN PER RUSH

Game (Min. 10 att.): 25.7 Jerry Drew, CAL vs. Oregon State, 1954 (11 for 283)
 Game (Min. 20 att.): 14.8 Hugh McElhenny, WASH vs. Washington State, 1950 (20 for 296)
 Season (Min. 200 att.): 8.7 Reggie Bush, USC, 2005 (200 for 1,740)^
 8.1 Bryce Love, STAN, 2017 (263 for 2,118)
 Season (Min. 300 att.): 6.4 Ka'Deem Carey, ARIZ (303 for 1,929)
 Career (Min. 200 att.): 7.8 De'Anthony Thomas, ORE, 2011-13 (243 for 1,890)
 7.3 Jahvid Best, CAL, 2007-09 (364 for 2,668)

MOST TOUCHDOWNS SCORED BY RUSHING

Game: 7 Kalen Ballage, ASU vs. Texas Tech, 2016
 5 9 times, last: Kenjon Barner, ORE vs. USC, 2012
 Ka'Deem Carey, ARIZ vs. Colorado, 2012
 Season: 28 Toby Gerhart, STAN, 2009
 Career: 60 Royce Freeman, ORE, 2014-17

LONGEST RUN

Game: 98 TD Mark Malone, ASU vs. Utah State, 1979
98 TD Bill Powell, CAL vs. Oregon State, 1951

LONGEST RUN BY A QUARTERBACK

Game: 98 TD Mark Malone, ASU vs. Utah State, 1979*

RECEIVING

MOST PASSES CAUGHT

Game: 19 Nelson Spruce, COLO vs. California, 2014 (179 yards)
 19 Ron Fair, ASU vs Washington State, 1989 (277 yards)
 Season: 128 Brandin Cooks, OSU, 2013 (1,730 yards)
 Career: 316 Gabe Marks, WSU, 2013-16 (3,453 yards)

MOST CONSECUTIVE GAMES CATCHING A PASS

53 D.J. Foster, ASU, 2012-15

MOST PASSES CAUGHT BY A RUNNING BACK

Game: 15 Braxton Cleman, WASH vs. USC, 2002 (69 yards)
 Season: 86 Max Borghi, WSU, 2019 (597 yards)

MOST PASSES CAUGHT BY A FRESHMAN

Season: 81 Mike Williams, USC, 2002 (1,265 yards)

CATCHING AT LEAST 50 PASSES & GAINING AT LEAST 1,000 YDS RUSHING

Phillip Lindsay, COL, 2016
 D.J. Foster, ASU, 2014
 Brad Muster, STAN, 1986
 Darrin Nelson, STAN, 1977, 1978, 1981*
 Jacquizz Rodgers, OSU, 2009

MOST YARDS GAINED

Game: 345 Marqise Lee, USC vs. Arizona, 2012 (caught 16)
 Season: 1,730 Brandin Cooks, OSU, 2013 (caught 128)
 Career: 4,047 Troy Walters, STAN, 1996-99 (caught 248)

MOST YARDS GAINED BY A FRESHMAN

Season: 1,265 Mike Williams, USC, 2002 (caught 81)

MOST CONSECUTIVE GAMES GAINING 100 YARDS OR MORE

Career: 12 Keyshawn Johnson, USC, 1994-95

MOST 1,000-YARD RECEIVING SEASONS

Career: 3 Mike Hass, OSU, 2002-05
 3 Derek Hagan, ASU, 2002-05

HIGHEST AVERAGE GAIN PER RECEPTION (Min. 75)

Career: 25.7 Wesley Walker, CAL, 1973-76 (86 for 2,206)*

MOST TOUCHDOWN PASSES CAUGHT

Game: 4 Amon-Ra St. Brown, USC vs WSU, 2020 (7 rec.)
 4 Easop Winston Jr, WSU vs. UCLA, 2019 (10 rec.)
 4 Colby Parkinson, STAN vs. Oregon State, 2018 (6 rec.)
 4 Gabe Marks, WSU at Arizona, 2015 (8 rec.)
 4 Ty Montgomery, STAN vs. California, 2013 (5 rec.)
 4 Robert Woods, USC vs. Colorado, 2012 (8 rec.)
 4 Jermaine Kearse, WASH vs. Oregon State, 2010 (9 rec.)
 4 Shaun McDonald, ASU vs. San Diego State, 2002 (8 rec.)
 4 Keenan Howry, ORE vs. ASU, 2001 (9 rec.)
 4 Shaun McDonald, ASU vs. Louisiana-Lafayette, 2001 (5 rec.)
 4 J.J. Stokes, UCLA vs. Washington, 1993 (10 rec.)
 4 Robb Thomas, OSU vs. Akron, 1987 (9 rec.)
 4 Reggie Bynum, OSU vs. Idaho, 1985 (11 rec.)
 4 Jojo Townsell, UCLA vs. Long Beach State, 1982 (5 rec.)
 4 Ken Margerum, STAN vs. Oregon State, 1980 (7 rec.)
 Season: 18 Mario Bailey, WASH, 1991 (68 receptions)
 Career: 41 Dwayne Jarrett, USC, 2004-06 (216 receptions)



Maurice Drew, UCLA



Mike Thomas, Arizona



Mike Hass, Oregon State



Shaun McDonald, Arizona State

MOST TOUCHDOWN PASSES CAUGHT BY A FRESHMAN

Season: 14 Mike Williams, USC, 2002

HIGHEST PCT. OF PASSES CAUGHT FOR TOUCHDOWNS

Season (Min. 10 TDs): 58.8% Kevin Williams, USC, 1978 (10 of 17)*
 Career (Min. 20 TDs): 35.3% Kevin Williams, USC, 1977-80 (24 of 68)*
 (Also holds Pac-12 & NCAA record for TD frequency: 1 TD every 2.83 catches)

PUNT RETURNS

MOST PUNT RETURNS

Game: 13 Phil Moffatt, STAN vs. Dartmouth, 1930
 Season: 49 Mike Battle, USC, 1967 (608 yards)
 Career: 127 Sammy Stroughter, OSU, 2004-08 (1,235 yards)

MOST YARDS ON PUNT RETURNS

Game: 186 Keenan Howry, ORE vs. Stanford, 2001 (5 returns)
 Season: 589 Glyn Milburn, STAN, 1992 (34 returns)
 Career: 1,274 Dante Pettis, WASH, 2014-2017 (90 returns)

HIGHEST AVERAGE GAIN PER RETURN

Season: 28.5 Maurice Drew, UCLA, 2005 (15 for 427)*
 Career: 23.2 Maurice Drew, UCLA, 2004-05 (25 for 579)

MOST TOUCHDOWNS SCORED ON PUNT RETURNS

Game: 2 Bralon Addison, ORE vs. California, 2013 (75, 67 yds)
 2 Nelson Agholor, USC at California, 2013 (75, 93 yds)
 2 Cliff Harris, ORE vs. New Mexico, 2010 (61, 64 yds)
 2 Mike Garrett, USC vs. California, 1965 (74, 87 yds)
 2 Sam Brown, UCLA vs. Stanford, 1954
 Season: 4 Cliff Harris, ORE, 2010
 4 DeSean Jackson, CAL, 2006
 4 Dante Pettis, WASH 2017
 Career: 9 Dante Pettis, WASH, 2014-17*
 6 DeSean Jackson, CAL, 2005-2007

LONGEST PUNT RETURN

100 Don Guest, CAL vs. WSU, 1966 (return of FG attempt)
 100 Hugh McElhenny, WASH vs. USC, 1951

KICKOFF RETURNS

MOST KICKOFF RETURNS

Game: 12 Victor Bolden, OSU vs. Washington, 2013 (305 yards)
 Season: 58 Victor Bolden, OSU, 2013 (1,198 yards)
 Career: 108 Victor Bolden, OSU, 2013-16 (2,420 yards)

MOST KICKOFF RETURNS PER GAME

Season: 4.6 Dwayne Owens, OSU, 1990 (41 returns in 9 games)*

MOST YARDS ON KICKOFF RETURNS

Game: 305 Victor Bolden, OSU vs. Washington, 2013 (12 returns)
 Season: 1,198 Victor Bolden, OSU, 2013 (58 returns)
 Career: 2,493 Ty Montgomery, STAN, 2011-14 (91 returns)

MOST YARDS RETURNED PER GAME

Season: 112.7 Dwayne Owens, OSU, 1990 (1,014 yards in 9 games)*

HIGHEST AVERAGE GAIN PER RETURN

Game: 99.0 Trevor Davis, CAL at Washington State, 2014 (2 for 198)
 Season: 42.5 Anthony Davis, USC, 1974 (11 for 467)
 Career: 34.0 Anthony Davis, USC, 1972-74 (40 for 1,361)

MOST TOUCHDOWNS SCORED ON KICKOFF RETURNS

Game: 2 Trevor Davis, CAL at Washington State, 2014 (100 & 98 yds)*
 2 Reggie Dunn, UTAH vs. California, 2012 (100 & 100 yds)*
 2 Brandon Breazell, UCLA vs Northwestern, 2005 (42 & 45)*
 2 Anthony Davis, USC vs. Notre Dame, 1972 (97 & 96 yds)*
 Season: 4 Reggie Dunn, UTAH, 2012
 Career: 6 Anthony Davis, USC, 1972-74

LONGEST KICKOFF RETURN

100 by many players.
 Most recently by D.J.Taylor, ASU at Arizona, 2020

MOST 100-YARD KICKOFF RETURNS IN A SEASON

4 Reggie Dunn, UTAH vs. California, Washington State and Colorado, 2012*

ALL-PURPOSE YARDS

(Yardage gained from rushing, receiving and all runbacks)

MOST PLAYS

Season: 434 Christian McCaffrey, STAN, 2015 (337 rushes, 45 receptions, 52 kick/punt returns)

MOST YARDS GAINED

Game: 513 Reggie Bush, USC vs. Fresno State, 2005^ (294 rush, 68 receive, 16 punt returns, 135 kickoff ret.)
 469 Marqise Lee, USC vs. Arizona, 2012 (345 receive, 123 kickoff ret, 1 rush)
 Conf. Gm: 469 Marqise Lee, USC vs. Arizona, 2012 (345 receive, 123 kickoff ret, 1 rush)
 Season: 3,864 Christian McCaffrey, STAN, 2015 (2019 rush, 645 receive, 130 punt ret., 1,070 kickoff ret.)
 Career: 7,226 Charles White, USC, 1976-79 (6245 rushing, 541 receiving, 440 kickoff returns)

MOST SEASONS WITH 2,000 OR MORE YARDS

Career: 2 Christian McCaffrey, STAN, 2015 & 2016
 2 Reggie Bush, USC, 2004 & 2005*
 2 Glyn Milburn, STAN, 1990 & 1992

SCORING

MOST POINTS SCORED

Game: 48 Kalen Ballage, ASU vs. Texas Tech, 2016 (8 TDs)
 Season: 172 Toby Gerhart, STAN, 2009 (28 TDs)
 Career: 494 Zane Gonzalez, ASU, 2013-16 (96 FGs, 204 PATs, 1 2PAT)

MOST TOUCHDOWNS SCORED

Game: 8 Kalen Ballage, ASU vs. Texas Tech, 2016
 6 Dick Dunn, CAL vs. Nevada, 1922
 Season: 28 Toby Gerhart, STAN, 2009
 Career: 64 Royce Freeman, ORE (2014-2017)



Toby Gerhart, Stanford



J.J. Arrington, California



Ken Simonton, Oregon State



LenDale White, USC



MOST TOUCHDOWNS SCORED BY TWO PLAYERS, SAME TEAM

Career: 99 LenDale White (57) & Reggie Bush (42), USC, 2003-05^

TOUCHDOWNS SCORED BY PASSING, RUSHING, AND RECEIVING (since 1996)

Game: Tyler Huntley (2 pass, 1, rush, 1 rec), UTAH vs. ARIZ, 2018
Troy Williams (1 pass, 1 rush, 1 rec), UTAH vs. USC, 2017
Kevin Hogan (1 pass, 1 rush, 1 rec), STAN vs. USC, 2015
Christian McCaffrey (1 pass, 1 rush, 1 rec), STAN vs. USC, 2015
Brett Hundley (1 pass, 1 rush, 1 rec), UCLA at UTAH, 2013
Marcus Mariota (1 pass, 1 rush, 1 rec), ORE at ASU, 2012
Joseph Ayob (1 pass, 1 rush, 1 rec), CAL vs. OSU, 2015
Kyle Boller (2 pass, 1 rush, 1 rec), CAL at Mich. State, 2002
Joey Harrington (2 pass, 1 rush, 1 rec) ORE vs Texas, 2000
Jake Plummer (3 pass, 1 rush, 1 rec) ASU at UCLA, 1996

MOST EXTRA POINTS ATTEMPTED BY KICKING

Game: 12 Chuck Diedrick, WSU vs. Idaho, 1975 (12 made)
Season: 86 Mario Danelo, USC, 2005 (83 made)*
Career: 215 Aidan Schneider, ORE, 2014-17 (212 made)

MOST EXTRA POINTS MADE BY KICKING

Game: 12 Chuck Diedrick, WSU vs. Idaho, 1975 (12 attempts)
Season: 83 Mario Danelo, USC, 2005 (86 attempts)*
Career: 212 Aidan Scheinder, ORE, 2014-17 (215 att.)

HIGHEST PERCENTAGE OF EXTRA POINTS MADE

Game: 100.0 by many players.
Best performance: Chuck Diedrick, WSU vs. Idaho, 1975 (12 of 12)
Season (Min. 50 atts.): multiple times, best performance:
100.0 Aidan Schneider, ORE (67 of 67), 2015
100.0 Conrad Ukropina, STAN (67 of 67), 2015
Career (Min. 100 atts.): 100.0 Erik Folk, WASH 2009-11 (124 of 124)
100.0 Kai Forbath, UCLA 2007-10 (102 of 102)

MOST CONSECUTIVE EXTRA POINTS MADE

Game: 12 Chuck Diedrick, WSU vs. Idaho, 1975 (12 attempts)
Career: 144 Alexis Serna, OSU, 2004-07

MOST POINTS BY KICKING

Season: 138 Zane Gonzalez, ASU, 2013 (25 FGs, 63 PATs)
Career: 492 Zane Gonzalez, ASU, 2013-16 (96 FGs, 204 PATs)

FIELD GOALS

MOST FIELD GOALS ATTEMPTED

Game: 8 John Anderson, WASH vs. Washington State, 2002 (5 made)
8 Luis Zendejas, ASU vs. Stanford, 1983 (5 made)
Career: 116 Zane Gonzalez, ASU, 2013-16 (96 made)

MOST FIELD GOALS MADE

Half: 5 Paul Martinez, ORE vs. Montana, 2005
Game: 6 Matt Gay, UTAH vs. Oregon, 2018
6 Zane Gonzalez, ASU at California, 2015
6 Paul Martinez, ORE vs. Montana, 2005
6 Alexis Serna, OSU vs. Washington, 2005
6 John Lee, UCLA vs. San Diego State, 1984
Season: 30 Matt Gay, UTAH, 2017 (34 attempts)

Career: 96 Zane Gonzalez, ASU, 2013-16

MOST FIELD GOALS MADE PER GAME

Season: 2.64 John Lee, UCLA, 1984 (29 in 11)*
Career: 2.07 Matt Gay, UTAH, 2017-18 (56 in 27)

HIGHEST PERCENTAGE OF FIELD GOALS MADE

Game: 100.0 by several players.
Best performances: 6 of 6, 5 times. Most recent:
Matt Gay, UTAH vs. Oregon, 2018
Season (Min. 15 atts.): 100.0 John Lee, UCLA, 1984 (16 of 16)*
Career (Min. 55 atts.): 86.2 Matt Gay, UTAH, 2017-18 (56 of 65)

MOST CONSECUTIVE FIELD GOALS MADE

(Regular season games)
Season: 25 Chuck Nelson, WASH, 1982*
Career: 30 Chuck Nelson, WASH, 1981-82*

MOST CONSECUTIVE GAMES KICKING A FIELD GOAL

33 Andy Phillips, UTAH, 2014-16

MOST FIELD GOALS MADE 40 YARDS OR MORE

Season: 13 Zane Gonzalez, 2016 (15 attempts)
13 John Lee, UCLA, 1984 (17 attempts)
Career: 39 Jason Hanson, WSU, 1988-91*

MOST FIELD GOALS MADE 50 YARDS OR MORE

Season: 7 Zane Gonzalez, ASU, 2016 (9 attempts)
7 Jason Hanson, WSU, 1990 (9 attempts)
Career: 20 Jason Hanson, WSU, 1988-91*

MOST TIMES KICKING 2 OR MORE FIELD GOALS IN A GAME

Season: 10 Matt Gay, UTAH, 2017
10 Kai Forbath, UCLA, 2007
Career: 31 Kai Forbath, UCLA, 2007-10

MOST TIMES KICKING 3 OR MORE FIELD GOALS IN A GAME

Season: 6 Matt Gay, UTAH, 2017
6 Luis Zendejas, ASU, 1983*
Career: 15 Zane Gonzalez, 2013-16

MOST TIMES KICKING 4 OR MORE FIELD GOALS IN A GAME

Season: 4 Luis Zendejas, ASU, 1983*
Career: 8 John Lee, UCLA, 1982-85*

LONGEST FIELD GOAL MADE

Game: 62 Jason Hanson, WSU vs. UNLV, 1991
60 Ka'imi Fairbairn, UCLA vs. California, 2015
60 Andrew Furney, WSU vs. Eastern Washington, 2012
60 Don Shafer, USC vs. Notre Dame, 1986
Conf. Gm.: 60 Ka'imi Fairbairn, UCLA vs. California, 2015
59 Zane Gonzalez, ASU at COLO, 2016
59 Jared Siegel, ORE vs. UCLA, 2002
59 Rod Garcia, STAN vs. USC, 1973

MOST FIELD GOALS MADE BY A FRESHMAN

Season: 25 Zane Gonzalez, ASU, 2013 (30 attempts)
25 Kai Forbath, UCLA, 2007 (30 attempts)




Tedy Bruschi, Arizona



Luis Zendejas, Arizona State



Kai Forbath, UCLA



Chuck Nelson, Washington

MOST GAMES IN WHICH FG PROVIDED WINNING MARGIN

Career: 10 John Lee, UCLA, 1982-85*

PUNTING

MOST PUNTS

Game: 17 Leo Ziel, WASH vs. California, 1923
 Season: 95 George Martin, WSU, 1994 (3,689 yards)
 Career: 322 Nick Harris, CAL, 1997-2000 (13,981 yards)*

HIGHEST AVERAGE PER PUNT

Game (min 2 att.): 63.0 Michael Turk, ASU vs. Kent State, 2019 (5 for 315)
 Game (min 4 att.): 63.0 Michael Turk, ASU vs. Kent State, 2019 (5 for 315)
 Season: 49.3 Kirk Wilson, UCLA, 1956 (30 for 1,479)
 Career (min 75 att): 45.74 Mitch Wishnowsky, Utah (175 for 8,004)

MOST YARDS ON PUNTS

Game: 593 Mike Fessler, OSU vs. California, 1999 (14 punts)
 Season: 3,908 Chris Kluwe, UCLA, 2003 (91 punts)
 Career: 13,621 Nick Harris, CAL, 1997-2000 (322 punts)*

LONGEST PUNT

89 Scott Tabor, CAL vs. USC, 1987
 (Note: Bob Waterfield (UCLA) had a 91-yard punt against March Air Force in 1942, a non-intercollegiate opponent)

MOST PUNTS HAD BLOCKED

Season: 4 Bob Dunn, WASH, 1953

LONGEST RUN WITH BLOCKED PUNT

76 Orile Robbins, OSU vs. USC, 1927

MOST TOUCHDOWNS SCORED ON BLOCKED PUNTS

Game: 2 Robert Gaines, WASH vs. Stanford, 1975

INTERCEPTIONS

MOST PASSES INTERCEPTED

Game: 4 Lamont Thompson, WSU vs. UCLA, 2001
 4 Chuck Cecil, ARIZ vs. Stanford, 1987
 4 Herman Edwards, CAL vs. Washington State, 1974
 4 Steve Brown, OSU vs. Stanford, 1971
 4 Al Worley, WASH vs. Idaho, 1968
 4 Adrian Young, USC vs. Notre Dame, 1967
 4 Manuel Aja, ASU vs. Miami (Ohio), 1950
 4 Bobby Grayson, STAN vs. Washington, 1934
 4 Shy Huntington, ORE vs. Penn State, 1917 Rose Bowl
 Season: 14 Al Worley, WASH, 1968 (130 yards)*
 Career: 24 Lamont Thompson, WSU, 1997-2001

MOST PASSES INTERCEPTED PER GAME

Season: 1.40 Al Worley, WASH, 1968 (14 in 10)*

MOST PASSES INTERCEPTED BY A FRESHMAN

Game: 3 Cameron Smith, USC vs. Utah, 2015
 3 Tevin McDonald, UCLA vs. California, 2011
 3 Brandon Browner, OSU vs. Arizona State, 2003

3 Torey Hunter, WSU vs. Arizona State, 1991
 3 Lamont Thompson, WSU vs. Washington, 1997
 Season: 13 George Shaw, ORE, 1951 (136 yards)*

MOST YARDS ON INTERCEPTION RETURNS

Game: 181 Charles Phillips, USC vs. Iowa, 1974 (2 interceptions)
 Season: 302 Charles Phillips, USC, 1974 (7 interceptions)*
 Career: 365 Charles Phillips, USC, 1972-74 (13 interceptions)

MOST TOUCHDOWNS SCORED ON INTERCEPTION RETURNS

Game: 2 Antuan Simmons, USC vs. Washington, 1998 (29 & 90 yds)
 2 Reggie Tongue, OSU vs. Wyoming, 1993 (46 & 36 yards)
 2 Brian Baggott, UCLA vs. California, 1978 (61 & 62 yds)
 2 Jim Psaltis, USC vs. Washington State, 1952
 2 Bobby Grayson, STAN vs. Washington, 1934
 2 Charles Phillips, USC vs. Iowa, 1974 (83 & 98 yards)
 Season: 4 Deltha O'Neal, CAL, 1999 (9 interceptions)*
 Career: 5 Deltha O'Neal, CAL, 1996-99*

LONGEST INTERCEPTION RETURN

100 Jaylon Johnson, UTAH vs. Stanford, 2018
 100 Tyree Robinson, ORE vs. Boise State, 2017
 100 Nick Fisher, COLO vs. California, 2017
 100 Troy Nolan, ASU vs. UCLA, 2008*
 100 RJ Oliver, ASU vs. Northern Arizona, 2003*
 100 Matt Nixon, CAL vs. Baylor, 2002*
 100 Emmanuel Franklin, ASU vs. San Diego State, 2001*
 100 Deltha O'Neal, CAL vs. Oregon, 1999*
 100 John Hardy, CAL vs. Wisconsin, 1990*
 100 Dennis Price, UCLA vs. California, 1987*
 100 Chuck Cecil, ARIZ vs. Arizona State, 1986*
 100 Alan Dial, UCLA vs. Oregon State, 1986*
 100 Jimmy Allen, UCLA vs. California, 1973*
 100 Jim Jurkovich, CAL vs. USC, 1940*

DEFENSE

MOST TACKLES

Season: 219 Michael Jackson, Washington, 1977
 Career: 578 Michael Jackson, Washington, 1975-78

MOST TACKLES FOR LOSS

Game: 7.0 Richard Seigler, OSU vs. ASU, 2001
 Season: 31.5 Terrell Suggs, ASU, 2002
 Career: 74.0 Tedy Bruschi, ARIZ, 1991-95

MOST QUARTERBACK SACKS

Game: 5 Hunter Dimick, UTAH vs. ASU, 2016
 5 Mkristo Bruce, WSU vs. Stanford, 2006
 5 Ron Holmes, WASH vs. Navy, 1983
 5 Mark Stewart, WASH vs. UCLA, 1982
 Season: 24.0 Terrell Suggs, ASU, 2002*
 Career: 52.0 Tedy Bruschi, ARIZ, 1991-95



Lamont Thompson, Washington State



Nick Harris, California



Charles Phillips, USC



Terrell Suggs, Arizona State



* NCAA Record;
^ Record later vacated due to NCAA penalty

TOTAL OFFENSE

Most Yards Gained

978 USC vs. Pomona, 1925

Most Yards Gained, Both Teams

1,445 Arizona State (637) & Houston (808), 1990 (185 plays)

Most Yards Gained, Both Teams, Conference Game

1,436 Arizona State (743) & Stanford (693), 1981 (174 plays)

Most Yards Gained by a Losing Team

812 Washington State vs. California, 2014 (lost 60-59)

Most Plays in a Game

118 California vs. Oregon, 2016
114 Colorado at UCLA, 2015
110 Colorado at California, 2014
106 Arizona vs. California, 2014
106 Arizona vs. Boise State, 2014

PASSING

Most Passes Attempted

89 Washington State at Oregon, 2013 (comp. 58)

Most Passes Attempted, Conference Game

89 Washington State at Oregon, 2013 (comp. 58)

Most Passes Completed

58 Washington State at Arizona, 2017 (att. 84)
Washington State at Oregon, 2013 (att. 89)

Most Passed Completed, Conference Game

58 Washington State at Arizona, 2017 (att. 84)
Washington State at Oregon, 2013 (att. 89)

Highest Percentage of Passes Completed

Minimum 10 completions:
100 Oregon State vs. UCLA, 1971 (11 of 11)*
100 USC vs. Washington, 1965 (11 of 11)*

Minimum 25 completions:

92.6 UCLA vs. Washington, 1983 (25 of 27)*

Minimum 30 completions:

90.4 Washington State vs. Arizona, 2016 (47 of 52)*

Minimum 40 completions:

90.4 Washington State vs. Arizona, 2016 (47 of 52)*

Highest Percentage of Passes Completed, Both Teams

Minimum 40 completions:
84.6 UCLA (25 of 27) vs. Washington (19 of 25), 1983 (Combined: 44 of 52)*

Most Passes Had Intercepted

10 California vs. UCLA, 1978 (52 attempts)*

Most Yards Gained

734 Washington State vs. California, 2014 (Completed 49 of 70)

Most Yards Gained, Both Teams

1,261 Washington State (734) & California (527), 2014 (Combined: 123 attempts)

Most Yards Gained, Both Teams, Conference Game

1,261 Washington State (734) & California (527), 2014 (Combined: 123 attempts)

Most Yards Gained Per Attempt (Min. 30 atts.)

14.7 UCLA vs. Miami, 1998 (35 for 513)

Most Touchdown Passes

9 Washington State vs. UCLA, 2019
8 California vs. Arizona, 1996 (4 OT)
7 10 times, last: Oregon vs. Nevada, 2019

RUSHING

Most Yards Gained

753 USC vs. UCLA, 1929

Highest Average Gain Per Rush (Min. 50 Rushes)

10.0 Oregon St. vs. No. Illinois, 1996 (64 for 640)

Highest Average Gain Per Rush (Min. 35 Rushes)

11.9 Arizona vs. Northern Arizona, 2015 (42 for 499)

PUNT RETURNS

Most Punt Returns

13 Stanford vs. Dartmouth, 1930

Most Punt Returns, Conference Game

11 Washington State vs. Oregon, 1946

Most Yards on Punt Returns

205 Oregon State vs. Montana, 1949

Most Touchdowns Scored on Punt Returns

3 USC at California, 2013*
3 UCLA vs. Stanford, 1954*

KICKOFF RETURNS

Most Kickoff Returns

12 Oregon State vs. Washington, 2013 (305 yds)
12 Washington at Stanford, 2011 (285 yds)

Most Yards on Kickoff Returns

305 Oregon State vs. Washington, 2013 (12 returns)

Highest Average Gain Per Return (Min. 6 returns)

46.2 USC vs. Washington State, 1970 (6 for 277)*

SCORING

Most Points Scored

127 California vs. St. Mary's (0), 1920

Most Points Scored, Conference Game

74 USC 74, California 0 (1930)
72 UCLA 72, Stanford 0 (1954)
70 Arizona State 70, Arizona 7 (2020)
70 Washington 70, Oregon 21 (2016)
70 Oregon 70, Colorado 14 (2012)
70 USC 70, Washington State 33 (1970)
69 Washington State 69, Arizona 28 (2018)
69 Oregon 69, Oregon State 10 (2017)
69 Washington State 69, Arizona 7 (2016)
69 Washington 69, Oregon State 27 (2013)
69 USC 69, Washington State 0 (2008)
67 UCLA 67, Washington State 63 (2019)
66 Washington 66, Cal 27 (2016)
66 UCLA 66, Arizona 10 (2012)
66 Oregon State 66, Washington St. 13 (2008)
66 California 66, Washington State 3 (2008)
66 USC 66, UCLA 19 (2005)^
66 Washington 66, Oregon 0 (1974)

Most Points Scored, Both Teams

130 UCLA (67) vs. Washington State (63), 2019

Most Points Scored, Conference Game

130 UCLA (67) vs. Washington State (63), 2019

Most Points Scored by a Losing Team, Overtime:

56 Colorado vs. California (59), 2014 (2 OT)

Regulation Game:

63 Washington State vs. UCLA (67), 2019

Most Touchdowns Scored

18 California vs. St. Mary's, 1920

Most Touchdowns Scored by the Defense

4 Arizona State vs. UCLA, 2008* (3 interception, 1 fumble)

Most INT returned for TD by the Defense

3 Arizona State vs. UCLA, 2008
3 Arizona vs. Illinois, 1996
3 USC at Arizona, 1982
3 UCLA at Cal, 1978

Most Extra Points Made by Kicking

17 California vs. St. Mary's, 1920

Most Field Goals Scored

6 Utah vs. Oregon, 2018
6 Arizona State at California, 2015
6 UCLA vs. San Diego State, 1984
6 Oregon vs. Montana, 2005
6 Oregon State vs. Washington, 2005

Most Field Goals Scored, Both Teams

8 California (4) vs. Stanford (4), 1988

Largest Deficit Overcome

34 UCLA (45) vs. Texas A&M (44), 2017 (UCLA trailed 44-10 in second half)

PUNTING

Most Yards on Punts

782 Washington State vs. California, 1922

Highest Average Per Punt (Min. 5 Punts)**Game:**

63.0 Arizona State vs. Kent State, 2019 (5 for 315)

Conference Game:

55.6 California vs. USC, 1987 (9 for 500)

Most Punts Had Blocked

3 Washington by UCLA, 1953

FIRST DOWNS

Most First Downs43 Arizona vs. South Carolina State, 2012
43 Stanford vs. Idaho, 1928
43 USC vs. Pomona, 1925**Most First Downs by Rushing**

31 Oregon State vs. Pacific, 1993

Most First Downs by Rushing, Conference Game27 Arizona vs. UCLA, 1989
27 USC vs. Stanford, 1977
27 UCLA vs. Oregon, 1975
27 UCLA vs. Stanford, 1973**Most First Downs by Passing**

32 Washington State vs. Eastern Washington, 2018

Most First Downs by Passing, Conference Game

31 Washington State at Oregon, 2012

Most First Downs by Penalty, Game9 USC vs. Oregon State, 2021
9 USC vs. Oregon, 2019
9 Washington State vs. UCLA, 2012
9 Washington State vs. Idaho, 1970

FUMBLES

Most Fumbles11 UCLA vs. USC, 1975
11 Washington vs. Oregon, 1969
11 Washington vs. Idaho, 1955**Most Fumbles Lost**

8 UCLA vs. USC, 1975

PENALTIES

Most Penalties Against, Game21 California vs. San Jose State, 1996 (202 yards)
21 California vs. Houston, 1997 (189 yards)
21 USC vs. Oregon (3 OT), 1999 (178 yards)**Most Penalties Against,****Conference Regulation Game:**20 Washington State vs. Arizona State, 1993 (195 yards)
20 California vs Stanford, 1999 (141 yards)**Most Yards Penalized, Game**202 California vs. San Jose State, 1996
(21 penalties)**Most Yards Penalized, Conference Game:**195 California vs. UCLA, 2002 (10 penalties)
195 Washington State vs. Arizona State, 1993 (20 penalties)**Fewest Penalties Against (since 1959)**0 Utah vs Colorado, 2020
0 Colorado vs. Utah, 2016
0 Arizona vs. California, 2008
0 Stanford vs UC Davis, 2005
0 UCLA vs. Alabama, 2001
0 Washington State vs. USC, 1994
0 California vs. USC, 1993
0 Arizona State vs. UCLA, 1987
0 Arizona vs. Michigan, 1978
0 California vs. Arkansas, 1971
0 California vs. USC, 1971
0 Washington State vs. Washington, 1961**Fewest Yards Penalized (since 1959)**0 Utah vs Colorado, 2020
0 Colorado vs. Utah, 2016
0 Arizona vs. California, 2008
0 Stanford vs UC Davis, 2005
0 UCLA vs. Alabama, 2001
0 Washington State vs. USC, 1994
0 California vs. USC, 1993
0 Arizona State vs. UCLA, 1987
0 Arizona vs. Michigan, 1978
0 California vs. Arkansas, 1971
0 California vs. USC, 1971
0 Washington State vs. Washington, 1961

TURNOVERS

Most Total Plays Without a Turnover, Game

110 California vs. San Jose State, 1968*

Most Total Plays Without a Turnover, Both Teams, Game

162 Oregon State (86) & Oklahoma State (76), 2019

TOTAL DEFENSE

Fewest Yards Allowed

-4 USC vs. California, 1946

RUSHING DEFENSE

Fewest Rushing Yards Allowed

-78 Arizona State vs. Louisville, 1992

PASS DEFENSE

Fewest Passing Yards Allowed

-11 USC vs. Iowa, 1976

Most Passes Intercepted By

10 UCLA vs. California, 1978



TOTAL OFFENSE

Most Yards Gained
8,205 Oregon, 2014

PASSING

Most Passes Attempted
771 Washington State, 2014 (completed 510)

Most Passes Completed
510 Washington State, 2014 (attempted 771)

Highest Percentage Completed
72.6% Utah, 2019 (233 of 321)

Lowest Percentage Had Intercepted
0.84% Oregon, 2014 (4 of 474)

Most Passes Had Intercepted
36 Washington State, 1970 (att. 413)

Most Yards Gained Passing
5,732 Washington State, 2014

Most Touchdown Passes
50 Washington State, 2019

RUSHING

Most Rushes
746 UCLA, 1975 (3619 yards)

Most Yards Gained
4,403 UCLA, 1973 (689 rushes)

Highest Average Gain Per Rush
6.7 Oregon, 2011 (629 for 4189)

PUNT RETURNS

Most Punt Returns
63 UCLA, 1946

Most Yards on Punt Returns
827 USC, 1952

Most Touchdowns Scored on Punt Returns
7 UCLA, 1954

Fewest Yards Allowed
5 USC, 1976 (11 returns)

Fewest Average Yards Allowed
0.45 USC, 1976 (11 for 5 yards)

Most Touchdowns Scored by Blocked Punts
7 UCLA, 1952

SCORING

Most Points Scored
681 Oregon, 2014

Most Points Scored, Conference Games
448 Oregon, 2012

Most Touchdowns
90 Oregon, 2014

Most Extra Points Made by Kicking
83 USC, 2005

Most Field Goals Made
30 UTAH, 2017

Most Field Goals Made Per Game
2.64 UCLA, 1984 (29 in 11)*

Most Points Allowed
570 Washington State, 2008

PUNTING

Most Punts
128 California, 1927

Highest Punting Average
48.0 Utah, 2015 (61 for 2925)

Most Punts Had Blocked
6 Washington, 1953

FIRST DOWNS

Most First Downs
406 Oregon, 2014

Most First Downs by Rushing
214 UCLA, 1973

Most First Downs by Passing
258 Washington State, 2019

FUMBLES

Most Fumbles
62 Oregon State, 1982
62 Washington State, 1972

Most Fumbles Lost
41 California, 1939*

Fewest Fumbles
6 Oregon State, 2019 (lost 2)

Fewest Fumbles Lost
2 Oregon State, 2019
2 UCLA, 1952
2 Washington, 1941

PENALTIES

Most Penalties Against
151 Washington State, 2003

Most Yards Penalized
1,433 Oregon State, 2003 (145 penalties)

Most Yards Per Game Penalized
110.2 Oregon State, 2003 (1443 in 13 games)

TOTAL DEFENSE

Fewest Yards Allowed
1,126 California, 1937

RUSHING DEFENSE

Fewest Yards Allowed
331 Arizona, 1993

PASS DEFENSE

Fewest Yards Allowed
372 California, 1928

QUARTERBACK SACKS

Most Sacks
59 Arizona, 1993 (412 yards, 5.4 per game)

FIRST DOWNS

Fewest First Downs Allowed
59 California, 1935

TURNOVERS (TAKEAWAYS)

(Opponents' passes intercepted and fumbles recovered)

Most Opponents' Turnovers Per Game
5.44 UCLA, 1954 (49 in 9)*
5.44 UCLA, 1952 (49 in 9)*

Highest Margin of Turnovers Per Game Over Opponents

4.0 UCLA, 1952
(36 in 9 games; 13 giveaways vs. 49 takeaways)* Also holds NCAA and Pac-10 total margin record at 36.

CONSECUTIVE RECORDS**Most Consecutive Victories**

34 USC, 2003 (9), 2004 (13), 2005 (12)^
 25 USC, 1931 (10), 1932 (10), 1933 (5)
 ^ 14 wins later vacated due to NCAA penalty

Most Consecutive Victories, Conference Games

27 USC, 2003 (7), 2004 (8), 2005 (8),
 2006 (4)^
 22 California, 1947 (4), 1948 (6), 1949 (7),
 1950 (5)

^ Nine wins later vacated due to NCAA penalty

Most Consecutive Games Without Defeat (includes ties)

50 California, 1920-25 (46-0-4)
 34 USC, 2003-05 (34-0)^
 28 USC, 1978-80 (26-0-2)
 (Note: 63, Washington, 1907-17 [59-0-4], prior to
 Conference play)
 ^ 14 wins later vacated due to NCAA penalty

Most Consecutive Games Without Defeat, Conference Games

28 USC, 1971-75 (26-0-2)

Most Consecutive Home Victories

35 USC, 2001-07^
 26 California, 1919-23
 23 Oregon, 1997-2001
 21 Oregon, 2008-11
 20 USC, 1927-29
 ^ Six wins later vacated due to NCAA penalty

Most Consecutive Home Victories Conference Games

24 USC, 2001-07^
 16 Oregon, 2008-11
 15 Oregon 2018-21 (active)
 14 USC, 2015-18
 14 Oregon, 1997-2001
 14 Stanford, 2009-11
 12 USC, 1986-89
 12 California, 1947-51
 ^ Four wins later vacated due to NCAA penalty

Most Consecutive Winning Seasons

21 USC, 1962-82
 21 Washington, 1977-97

Most Consecutive Undefeated Seasons

5 California, 1920-24

Most Consecutive Games Without Being Shut Out

280 Washington State, 1984-2008

Most Consecutive Postseason Bowl Game Appearances

11 Oregon, 2005-15
 10 Stanford, 2009-2018
 10 Washington, 2010-19
 9 Utah, 2003-11
 9 USC, 2001-09
 9 Washington, 1979-87

Most Consecutive Postseason Bowl Game Wins

9 Utah, 1999-2009
 7 UCLA, 1982-88

Most Consecutive Wins Over One Opponent

26 USC over Oregon State, 1968-99

Most Consecutive Losses

15 Oregon State, 1995 (10), 1996 (5)
 15 Oregon State, 1990 (5), 1991 (10)

Most Consecutive Losses, Conference Games

20 Oregon State
 1979 (3), 1980 (8), 1981 (7), 1982 (2)

Most Consecutive Conference Championships (includes co-Championships)

7 USC, 2002-08^
 4 California, 1920-23
 ^ Two titles later vacated due to NCAA penalty

Most Consecutive Games Ranked in AP Top-25

96 USC, 2002-2010

Most Consecutive Games Ranked in AP Top-10

63 USC 2002-07

ADDITIONAL RECORDS**Most Tie Games in a Season**

4 UCLA, 1939 (10 games)*

Most Tie Conference Games in a Season

3 Arizona, 1987 (8 games)
 3 UCLA, 1939 (8 games)
 3 Oregon State, 1937 (8 games)

Most Consecutive Games Scoring on a Pass

72 Oregon, 2010-16

Biggest Point Deficit Overcome by a Winning Team

34 UCLA (45) vs. Texas A&M (44), 2017
 (trailed by 34 with 4:08 left in 3rd qtr)
 32 UCLA (67) at Washington State (63), 2019
 (trailed by 32 with 6:52 left in 3rd qtr)
 30 California (42) vs. Oregon (41), 1993
 (trailed by 30 with 10:17 left in 2nd qtr)
 28 Washington State (49) vs. Stanford (42), 1984
 (trailed by 28 with 5:38 left in 3rd quarter)
 28 Oregon State (31) vs. Fresno St. (28), 1981
 (trailed by 28 with 9:30 left in 3rd quarter)

Most Points Scored in 4th Quarter to Win a Game

36 Arizona (49) vs. California (45), 2014
 (trailed 31-13 entering the 4th quarter)
 29 UCLA (67) at Washington State (63), 2019
 (trailed 49-38 entering the 4th quarter)
 28 UCLA (45) vs. Texas A&M (44), 2017
 (trailed 44-17 entering the 4th quarter)
 28 Washington State (49) vs. Stanford (42), 1984
 (trailed 42-14 with 5:38 remaining in the
 3rd qtr and scored 35 consecutive points)

Most Consecutive Games Scoring 40 Points

13 Oregon, 2011-12

Most Improved Won-Lost Record

8 games Stanford (Clark Shaughnessy), 1940
 (10-0 from 1-7-1 in 1939)
 6.5 games Washington (Jim Owens), 1959
 (10-1 from 3-7 in 1958)
 6.5 games California (Lynn "Pappy" Waldorf), 1947
 (9-1 from 2-7 in 1946)

Most Victories by a First-Year Coach

11 John Robinson, USC, 1976 (11-1)
 11 David Shaw, Stanford, 2011 (11-2)

Most Bowl Victories, Coach

11 Kyle Whittingham, Utah (5 in Pac-12)
 10 Don James, Washington

Most Bowl Appearances, Coach

15 Kyle Whittingham, Utah (8 in Pac-12)
 14 Don James, Washington
 13 Terry Donahue, UCLA
 12 Mike Bellotti, Oregon
 9 Pete Carroll, USC
 9 John McKay, USC
 8 David Shaw, Stanford
 8 John Robinson, USC

Most Bowl Game Victories

35 USC^
 ^ One win later vacated due to NCAA penalty

Most Bowl Game Appearances

54 USC

Most Consecutive Bowl Game Victories

9 USC, 1923, 1924, 1930, 1932, 1933,
 1939, 1940, 1944, 1945
 9 Utah, 1999-2009 (prior to Pac-12)

Most Consecutive Seasons With a Bowl Game Victory

7 UCLA, 1983-89
 7 Utah, 2003-09 (prior to Pac-12)

Most Played Rivalries

125 Oregon-Oregon State (first played in 1894)
 124 Stanford-California (first played in 1892)
 113 Washington-Oregon (first played in 1900)
 113 Washington-Washington State
 (first played in 1900)

Most Consecutive Weeks Ranked No. 1 in the AP Poll

33 USC, 2003-05*

Most Consecutive Wins Over AP Top-25 Teams

16 USC, 2003-05*^
 ^ Six wins later vacated due to NCAA penalty

Most Consecutive BCS/CFP Bowl Appearances

7 USC, 2002-2008*^



SINGLE-GAME TOTAL OFFENSE

- 1. 751 Connor Halliday, Washington State vs. California, 2014
2. 597 Anthony Gordon, Washington State v. Oregon State, 2019
3. 591 Anthony Gordon, Washington State vs. UCLA, 2019
4. 576 Luke Falk, Washington State at Arizona State, 2014
5. 573 Jared Goff, California vs. Arizona State, 2015
6. 566 Anu Solomon, Arizona vs. California, 2014
7. 564 Dorian Thompson-Robinson, UCLA at Washington State, 2019
8. 538 Connor Halliday, Washington State at Oregon, 2013
9. 532 Jeff Van Raaphorst, Arizona State vs. Florida State, 1984
10. 532 Connor Halliday, Washington State vs. Portland State, 2014
11. 530 Luke Falk, Washington State at Arizona, 2015
12. 527 Sefo LiuFau, Colorado at California, 2014
13. 523 Tyler Hilinski, Washington State at Arizona, 2017
14. 519 Anthony Gordon, Washington State vs. Stanford, 2019
15. 518 Jared Goff, California at Washington State, 2014
16. 517 Wille Tuitama, Arizona at Washington, 2007
17. 516 Connor Halliday, Washington State vs. California, 2013
18. 516 Connor Halliday, Washington State vs. Rutgers, 2014
19. 515 Alex Brink, Washington State at Oregon State, 2005
20. 515 Cade McNown, UCLA vs. Miami (Fl.), 1998
21. 512 Justin Herbert, Oregon vs. Arizona State, 2016
22. 512 Paul Justin, Arizona State vs. Washington State, 1989
23. 509 Marques Tuiasosopo, Washington vs. Stanford, 1999
24. 508 Andrew Walter, Arizona State at Oregon, 2002
25. 507 Luke Falk, Washington State at Rutgers, 2015
26. 505 Mike Bercovici, Arizona State at USC, 2014
27. 505 Mike Bercovici, Arizona State vs. UCLA, 2014
28. 503 Davis Webb, California at San Diego State, 2016
29. 503 Pat Barnes, California vs Arizona, 1996 (4 OT)
30. 502 Kedon Slovis, USC vs. UCLA, 2019
31. 502 Keith Smith, Arizona vs. California, 1996 (4 OT)
32. 501 Drew Olson, UCLA vs. Arizona State, 2005
33. 500 Tyler Hansen, Colorado vs. California, 2011
34. 498 Rudy Carpenter, Arizona State vs. Rutgers, 2005
35. 498 Bill Musgrave, Oregon vs. BYU, 1989
36. 497 Matt Barkley, USC vs. Arizona, 2012
37. 495 Josh Rosen, UCLA at Memphis, 2017
38. 495 Josh Rosen, UCLA at Stanford, 2017
39. 493 Connor Halliday, Washington State vs. Arizona State, 2011
40. 493 Jake Locker, Washington vs. Arizona, 2007
41. 491 Davis Mills, Stanford at Washington State, 2019
42. 489 Connor Halliday, Washington State vs. Utah, 2013
43. 487 Mike Fafaul, UCLA vs. Utah, 2016
44. 487 Jared Goff, California vs. Washington State, 2013
45. 487 Sean Mannion, Oregon State at Washington State, 2013
46. 485 Matt Scott, Arizona at Stanford, 2012
47. 484 Jared Goff, California vs. Portland State, 2013
48. 483 Marcus Mariota, Oregon vs. Tennessee, 2013
49. 482 Ryan Kealy, Arizona State vs. Arizona, 1998
50. 481 Khalil Tate, Arizona at Colorado, 2017

SEASON TOTAL OFFENSE

- 1. 5,559 Anthony Gordon, Washington State, 2019
2. 5,224 Marcus Mariota, Oregon, 2014
3. 4,898 Gardner Minshew II, Washington State, 2018
4. 4,711 Jared Goff, California, 2015
5. 4,451 Luke Falk, Washington State, 2015
6. 4,439 Sean Mannion, Oregon State, 2013
7. 4,420 Connor Halliday, Washington State, 2013
8. 4,400 Luke Falk, Washington State, 2016
9. 4,380 Marcus Mariota, Oregon, 2013
10. 4,273 Cody Pickett, Washington, 2002
11. 4,243 Taylor Kelly, Arizona State, 2013
12. 4,231 Nick Foles, Arizona, 2011
13. 4,225 Sam Darnold, USC, 2017
14. 4,185 Davis Webb, California, 2016
15. 4,126 Matt Scott, Arizona, 2012
16. 4,126 Brock Osweiler, Arizona State, 2011
17. 4,095 Brett Hundley, UCLA, 2012
18. 4,084 Anu Solomon, Arizona, 2014
19. 3,947 Akili Smith, Oregon, 1998
20. 3,939 Mike Bercovici, Arizona State, 2015
21. 3,933 Derek Anderson, Oregon State, 2003
22. 3,929 Jared Goff, California, 2014

- 23. 3,920 Ryan Leaf, Washington State, 1997
24. 3,852 Alex Brink, Washington State, 2007
25. 3,851 Matt Leinart, USC, 2005
26. 3,820 Carson Palmer, USC, 2002
27. 3,819 Brett Hundley, UCLA, 2013
28. 3,799 Brett Hundley, UCLA, 2014
29. 3,791 Andrew Luck, Stanford, 2010
30. 3,742 Connor Halliday, Washington State, 2014
31. 3,728 Pat Barnes, California, 1996
32. 3,684 Josh Rosen, UCLA, 2015
33. 3,674 Cody Kessler, USC, 2014
34. 3,667 Andrew Luck, Stanford, 2011
35. 3,661 Andrew Walter, Arizona State, 2002
36. 3,659 Josh Rosen, UCLA, 2017
37. 3,652 Cade McNown, UCLA, 1998
38. 3,647 Anthony Brown, Oregon, 2021
39. 3,556 Taylor Kelly, Arizona State, 2012
40. 3,552 Manny Wilkins, Arizona State, 2017
41. 3,542 Matt Barkley, USC, 2011
42. 3,521 Justin Herbert, Oregon, 2019
43. 3,520 K.J. Costello, Stanford, 2018
44. 3,520 Willie Tuitama, Arizona, 2007
45. 3,494 Matt Leinart, USC, 2003
46. 3,477 Manny Wilkins, Arizona State, 2018
47. 3,475 Jake Browning, Washington, 2016
48. 3,465 B.J. Denker, Arizona, 2013
49. 3,463 Derek Anderson, Oregon State, 2004
50. 3,446 Luke Falk, Washington State, 2017
51. 3,446 Jared Goff, California, 2013

CAREER TOTAL OFFENSE

- 1. 14,086 Luke Falk, Washington State, 2014-17
2. 13,033 Marcus Mariota, Oregon, 2012-14
3. 12,796 Sean Mannion, Oregon State, 2011-14
4. 12,540 Jake Browning, Washington, 2015-18
5. 12,214 Matt Barkley, USC, 2009-12
6. 12,086 Jared Goff, California, 2013-15
7. 11,713 Brett Hundley, UCLA, 2012-14
8. 11,621 Carson Palmer, USC, 1998-2002
9. 11,285 Cade McNown, UCLA, 1995-98
10. 11,101 Justin Herbert, Oregon, 2016-19
11. 11,011 Alex Brink, Washington State, 2004-07
12. 10,827 Connor Halliday, Washington State, 2011-14
13. 10,716 Derek Anderson, Oregon State, 2001-04
14. 10,692 Sefo Liufau, Colorado, 2013-16
15. 10,670 Steven Montez, Colorado, 2016-19
16. 10,634 Kevin Hogan, Stanford, 2012-15
17. 10,623 Matt Leinart, USC, 2003-2005
18. 10,387 Andrew Luck, Stanford, 2009-11
19. 10,223 Taylor Kelly, Arizona State, 2011-14
20. 10,196 Rudy Carpenter, Arizona State, 2005-08
21. 10,179 Steve Stenstrom, Stanford, 1991-94
22. 10,142 Andrew Walter, Arizona State, 2001-04
23. 10,103 Cody Pickett, Washington, 1999-03
24. 9,914 Cody Kessler, USC, 2012-15
25. 9,712 Nick Foles, Arizona, 2009-11
26. 9,659 Manny Wilkins, Arizona State, 2015-18
27. 9,578 Jake Locker, Washington, 2007-10
28. 9,209 Jonathan Smith, Oregon State, 1998-2001
29. 9,187 Josh Rosen, UCLA, 2015-17
30. 9,070 John Elway, Stanford, 1979-82
31. 9,062 Erik Wilhelm, Oregon State, 1985-88
32. 9,018 Keith Price, Washington, 2010-13
33. 9,007 Jason Gesser, Washington State, 1999-2002
34. 8,727 Willie Tuitama, Arizona, 2005-08
35. 8,722 Dorian Thompson-Robinson, UCLA, 2018-present
36. 8,711 Jake Plummer, Arizona State, 1993-96
37. 8,640 Rodney Peete, USC, 1985-88
38. 8,628 Travis Wilson, Utah, 2012-15
39. 8,603 Khalil Tate, Arizona, 2016-19
40. 8,497 Tyler Huntley, Utah, 2016-19
41. 8,324 Drew Olson, UCLA, 2002-05
42. 8,236 Troy Taylor, California, 1986-89
43. 8,178 Jim Plunkett, Stanford, 1968-70
44. 8,140 Bill Musgrave, Oregon, 1987-90
45. 8,124 Danny O'Neil, Oregon, 1991-94

46. 8,090.....Kellen Clemens, Oregon, 2002-05
47. 7,896.....Rob Johnson, USC, 1991-94
48. 7,811.....Kyle Boller, California, 1999-2002
49. 7,754.....Chase Garbrers, California, 2018-2021
50. 7,698.....Jack Thompson, Washington State, 1975-78

SINGLE-GAME PASSING

1. 734.....Connor Halliday, Washington State vs. California, 2014
2. 606.....Anthony Gordon, Washington State vs. Oregon State, 2019
3. 601.....Luke Falk, Washington State at Arizona State, 2014
4. 570.....Anthony Gordon, Washington State vs. UCLA, 2019
5. 557.....Connor Halliday, Washington State at Oregon, 2013
6. 544.....Connor Halliday, Washington State vs. Portland State, 2014
7. 542.....Jared Goff, California vs. Arizona State, 2015
8. 536.....Andrew Walter, Arizona State vs. Oregon, 2002
9. 534.....Paul Justin, Arizona State vs. Washington State, 1989
10. 532.....Connor Halliday, Washington State vs. Rutgers, 2014
- 532.....Jeff Van Raaphorst, Arizona State vs. Florida State, 1984
12. 531.....Alex Brink, Washington State at Oregon State, 2005
13. 527.....Jared Goff, California at Washington State, 2014
14. 522.....Davis Webb, California at San Diego State, 2016
15. 521.....Connor Halliday, Washington State at California, 2013
16. 520.....Anthony Gordon, Washington State vs. Stanford, 2019
- 520.....Anu Solomon, Arizona vs. California, 2014
18. 515.....Kedon Slovis, USC vs. UCLA, 2019
19. 514.....Luke Falk, Washington State at Arizona, 2015
20. 513.....Cade McNown, UCLA vs. Miami (Fl.), 1998
21. 511.....Ryan Kealy, Arizona State vs. Arizona, 1998
22. 510.....Mike Bercovici, Arizona State at USC, 2014
- 510.....Drew Olson, UCLA vs. Arizona State, 2005
- 510.....Willie Tuitama, Arizona at Washington, 2007
25. 509.....Tyler Hilinski, Washington State at Arizona, 2017
- 26. 507.....Dorian Thompson-Robinson, UCLA at Washington State, 2019**
27. 505.....Luke Falk, Washington State at Oregon, 2015
28. 504.....Davis Mills, Stanford at Washington State, 2019
- 504.....Jared Goff, California vs. Washington State, 2013
30. 503.....Pat Barnes, California vs. Arizona, 1996 (4 OT)
31. 497.....Luke Falk, Washington State vs. Arizona State, 2015
32. 494.....Connor Halliday, Washington State vs. Arizona State, 2011
33. 493.....Sean Mannion, Oregon State at Washington State, 2013
- 493.....Matt Barkley, USC at Arizona, 2012
35. 492.....Jason Johnson, Arizona at California, 2002
36. 491.....Josh Rosen, UCLA vs. Texas A&M, 2017
- 491.....Matt Scott, Arizona at Stanford, 2012
38. 489.....Justin Herbert, Oregon vs. Arizona State, 2016
- 489.....Connor Halliday, Washington State vs. Arizona, 2014
- 489.....Bill Musgrave, Oregon vs. BYU, 1989
41. 488.....Mike Bercovici, Arizona State vs. UCLA, 2014
- 488.....Connor Halliday, Washington State vs. Utah, 2013
43. 487.....Brock Osweiler, Arizona State vs. Arizona, 2011
44. 485.....Jared Goff, California vs. Portland State, 2013
- 485.....Derek Anderson, Oregon State at USC, 2003
46. 484.....Matt Barkey, USC vs Oregon, 2012
47. 481.....Sean Mannion, Oregon State at California, 2013
48. 480.....Luke Falk, Washington State at Boise State, 2016
- 480.....Josh Rosen, UCLA at Stanford, 2017
50. 478.....Luke Falk, Washington State vs. Nevada, 2017
- 478.....Davis Webb, California at Arizona State, 2016
- 478.....Luke Falk, Washington State at Rutgers, 2015

SEASON PASSING

1. 5,579.....Anthony Gordon, Washington State 2019
2. 4,779.....Gardner Minshew II, Washington State, 2018
3. 4,719.....Jared Goff, California, 2015
4. 4,662.....Sean Mannion, Oregon State, 2013
5. 4,597.....Connor Halliday, Washington State, 2013
6. 4,566.....Luke Falk, Washington State, 2015
7. 4,468.....Luke Falk, Washington State, 2016
8. 4,458.....Cody Pickett, Washington, 2002
9. 4,454.....Marcus Mariota, Oregon, 2014
10. 4,329.....Nick Foles, Arizona, 2011
11. 4,295.....Davis Webb, California, 2016
12. 4,143.....Sam Darnold, USC, 2017
13. 4,058.....Derek Anderson, Oregon State, 2003

14. 4,036.....Brock Osweiler, Arizona State, 2011
15. 3,968.....Ryan Leaf, Washington State, 1997
16. 3,942.....Carson Palmer, USC, 2002
17. 3,973.....Jared Goff, California, 2014
18. 3,877.....Andrew Walter, Arizona State, 2002
19. 3,873.....Connor Halliday, Washington State, 2014
20. 3,861.....Mike Bercovici, Arizona State, 2015
21. 3,826.....Cody Kessler, USC, 2014
22. 3,818.....Alex Brink, Washington State, 2007
23. 3,815.....Matt Leinart, USC, 2005
24. 3,812.....Pat Barnes, California, 1996
25. 3,793.....Anu Solomon, Arizona, 2014
26. 3,763.....Akili Smith, Oregon, 1998
27. 3,756.....Josh Rosen, UCLA, 2017
28. 3,740.....Brett Hundley, UCLA, 2012
29. 3,683.....Willie Tuitama, Arizona, 2007
30. 3,668.....Josh Rosen, UCLA, 2015
31. 3,665.....Marcus Mariota, Oregon, 2013
32. 3,635.....Taylor Kelly, Arizona State, 2013
33. 3,630.....Rob Johnson, USC, 1993
34. 3,627.....Steve Stenstrom, Stanford, 1993
35. 3,620.....Matt Scott, Arizona, 2012
36. 3,615.....Derek Anderson, Oregon State, 2004
37. 3,593.....Luke Falk, Washington State, 2017
38. 3,556.....Matt Leinart, USC, 2003
39. 3,540.....K.J. Costello, Stanford, 2018
40. 3,536.....Cody Kessler, USC, 2015
41. 3,528.....Matt Barkley, USC, 2011
43. 3,517.....Andrew Luck, Stanford, 2011
44. 3,508.....Jared Goff, California, 2013
45. 3,502.....Kedon Slovis, USC, 2019
46. 3,471.....Justin Herbert, Oregon, 2019
47. 3,470.....Cade McNown, UCLA, 1998
48. 3,430.....Jake Browning, Washington, 2016
49. 3,408.....Jason Gesser, Washington State, 2002
50. 3,347.....John David Booty, USC, 2006

CAREER PASSING

1. 14,486...Luke Falk, Washington State, 2014-17
2. 13,600...Sean Mannion, Oregon State, 2011-14
3. 12,327...Matt Barkley, USC, 2009-12
4. 12,296...Jake Browning, Washington, 2015-18
5. 12,200...Jared Goff, California, 2013-15
6. 11,818...Carson Palmer, USC, 1998-2002
7. 11,304...Connor Halliday, Washington State, 2011-14
8. 11,249...Derek Anderson, Oregon State, 2001-2004
9. 10,913...Alex Brink, Washington State, 2004-07
10. 10,911...Steve Stenstrom, Stanford, 1991-94
11. 10,796...Marcus Mariota, Oregon, 2012-14
12. 10,708...Cade McNown, UCLA, 1995-98
13. 10,693...Matt Leinart, USC, 2003-05
14. 10,617...Andrew Walter, Arizona State, 2001-2004
15. 10,541...Justin Herbert, Oregon, 2016-19
16. 10,491...Rudy Carpenter, Arizona State, 2005-08
17. 10,339...Cody Kessler, USC, 2012-15
18. 10,220...Cody Pickett, Washington, 1999-03
19. 10,011...Nick Foles, Arizona, 2009-11
20. 9,966.....Brett Hundley, UCLA, 2012-14
21. 9,763.....Sefo Liufau, Colorado, 2013-16
22. 9,710.....Steven Montez, Colorado, 2016-19
23. 9,680.....Jonathan Smith, Oregon State, 1998-2001
24. 9,430.....Andrew Luck, Stanford, 2009-11
24. 9,385.....Kevin Hogan, Stanford, 2012-15
25. 9,383.....Erik Wilhelm, Oregon State, 1985-88
26. 9,349.....John Elway, Stanford, 1979-82
27. 9,341.....Josh Rosen, UCLA, 2015-17
28. 9,211.....Willie Tuitama, Arizona, 2005-08
29. 8,919.....Keith Price, Washington, 2010-13
30. 8,830.....Jason Gesser, Washington State, 1999-2002
31. 8,827.....Jake Plummer, Arizona State, 1993-96
32. 8,819.....Taylor Kelly, Arizona State, 2011-14
33. 8,624.....Manny Wilkins, Arizona State, 2015-18
34. 8,532.....Drew Olson, UCLA, 2002-05
35. 8,472.....Rob Johnson, USC, 1991-94
36. 8,343.....Bill Musgrave, Oregon, 1987-90
37. 8,301.....Danny O'Neil, Oregon, 1991-94
38. 8,225.....Rodney Peete, USC, 1985-88



- 39. 8,126.....Troy Taylor, California, 1986-89
- 40. 7,980.....Kyle Boller, California, 1999-2002
- 41. 7,818.....Jack Thompson, Washington State, 1975-78
- 42. 7,809.....Jim Plunkett, Stanford, 1968-70
- 43. 7,669.....John Paye, Stanford, 1983-86
- 44. 7,639.....Jake Locker, Washington, 2007-10
- 45. 7,618.....Tom Tunnicliffe, Arizona, 1980-83
- 46. 7,576.....Kedon Slovis, USC, 2019-21
- 47. 7,555.....Kellen Clemens, Oregon, 2002-05
- 48. 7,541.....Dorian Thompson-Robinson, UCLA, 2018-present**
- 49. 7,433.....Ryan Leaf, Washington State, 1995-97
- 50. 7,403.....Travis Wilson, Utah, 1012-15

SEASON TOUCHDOWN PASSES

- 1 48.....Anthony Gordon, Washington State, 2019
- 2 43.....Jake Browning, Washington, 2016
- 43.....Jared Goff, California, 2015
- 4 42.....Marcus Mariota, Oregon, 2014
- 5 39.....Cody Kessler, USC, 2014
- 39.....Matt Barkley, USC, 2014
- 7 38.....Gardner Minshew II, Washington State, 2018
- 38.....Luke Falk, Washington State, 2016
- 38.....Luke Falk, Washington State, 2015
- 38.....Matt Leinart, USC, 2003
- 11 37.....Davis Webb, California, 2016
- 37.....Sean Mannion, Oregon State, 2013
- 37.....Andrew Luck, Stanford, 2011
- 14 36.....Matt Barkley, USC, 2012
- 15 35.....Jared Goff, California, 2014
- 16 34.....Connor Halliday, Washington State, 2013
- 34.....Mark Sanchez, USC, 2008
- 34.....Drew Olson, UCLA, 2005
- 34.....Ryan Leaf, Washington State, 1997
- 20 33.....Darren Thomas, Oregon, 2011
- 33.....Keith Price, Washington, 2011
- 33.....Matt Leinart, USC, 2004
- 33.....Carson Palmer, USC, 2002
- 24 32.....Justin Herbert, Oregon, 2019
- 32.....Connor Halliday, Washington State, 2014
- 32.....Marcus Mariota, Oregon, 2012
- 32.....Andrew Luck, Stanford, 2010
- 32.....Akili Smith, Oregon, 1998
- 29 31.....Sam Darnold, USC, 2016
- 31.....Marcus Mariota, Oregon, 2013
- 31.....Pat Barnes, California, 1996
- 32 30.....Kedon Slovis, USC, 2019
- 30.....Luke Falk, Washington State, 2017
- 30.....Mike Bercovici, Arizona State, 2015
- 30.....Darron Thomas, Oregon, 2010
- 30.....Andrew Walter, Arizona State, 2004
- 37 29.....Justin Herbert, Oregon, 2018
- 29.....K.J. Costello, Stanford, 2018
- 29.....Cody Kessler, USC, 2015
- 29.....Taylor Kelly, Arizona State, 2012
- 29.....Brett Hundley, UCLA, 2012
- 29.....John David Booty, USC, 2006
- 29.....Derek Anderson, Oregon State, 2004
- 29.....Mike Pagel, Arizona State, 1981
- 29.....Rob Johnson, USC, 1993
- 46 28.....Jake Luton, Oregon State, 2019
- 28.....Anu Solomon, Arizona, 2014
- 28.....Sefo Liufau, Colorado, 2014
- 28.....Taylor Kelly, Arizona State, 2013
- 28.....Nick Foles, Arizona, 2011
- 28.....Willie Tuitama, Arizona, 2007
- 28.....Matt Leinart, USC, 2005
- 28.....Cody Pickett, Washington, 2002
- 28.....Andrew Walter, Arizona State, 2002
- 28.....Jason Gesser, Washington State, 2002
- 28.....Kyle Boller, California, 2002

CAREER TOUCHDOWN PASSES

- 1 119.....Luke Falk, Washington State, 2014-17
- 2 116.....Matt Barkley, USC, 2009-12
- 3 105.....Marcus Mariota, Oregon, 2012-14
- 4 99.....Matt Leinart, USC, 2003-05
- 5 96.....Jared Goff, California, 2013-15
- 6 95.....Justin Herbert, Oregon, 2016-19
- 7 94.....Jake Browning, Washington, 2015-18
- 8 90.....Connor Halliday, Washington State, 2011-14
- 9 88.....Cody Kessler, USC, 2012-15
- 10 85.....Andrew Walter, Arizona State, 2001-04
- 11 83.....Sean Mannion, Oregon State, 2011-14
- 12 82.....Andrew Luck, Stanford, 2009-11
- 13 81.....Rudy Carpenter, Arizona State, 2005-08
- 14 79.....Taylor Kelly, Arizona State, 2011-14
- 79.....Derek Anderson, Oregon State, 2001-04
- 16 77.....John Elway, Stanford, 1979-82
- 17 76.....Alex Brink, Washington State, 2004-07
- 18 75.....Kevin Hogan, Stanford, 2012-15
- 75.....Brett Hundley, UCLA, 2012-14
- 75.....Keith Price, Washington, 2010-13
- 21 74.....Steve Stenstrom, Stanford, 1991-94
- 22 72.....Carson Palmer, USC, 1998-2002
- 23 70.....Jason Gesser, Washington State, 1999-2002
- 24 68.....Cade McNown, UCLA, 1995-99
- 25 67.....Drew Olson, UCLA, 2002-05
- 67.....Willie Tuitama, Arizona, 2005-08
- 67.....Nick Foles, Arizona, 2009-11
- 28 66.....Darron Thomas, Oregon, 2008, 2010-11
- 29 65.....Jake Plummer, Arizona State, 1993-96
- 30 64.....Kyle Boller, California, 1999-2002
- 31 63.....Steven Montez, Colorado, 2016-19
- 32 62.....Danny O'Neil, Oregon 1991-94
- 33 61..... Dorian Thompson-Robinson, UCLA, 2018-present**
- 61.....Kellen Clemens, Oregon, 2002-05
- 35 60.....Sefo Liufau, Colorado, 2013-16
- 60.....Bill Musgrave, Oregon, 1987-90
- 37 59.....Josh Rosen, UCLA, 2015-17
- 59.....Joey Harrington, Oregon, 1998-2001
- 59.....Ryan Leaf, Washington State, 1995-97
- 40 58.....Kedon Slovis, USC, 2019-21
- 58.....Rob Johnson, USC, 1991-94
- 42 57.....Khalil Tate, Arizona, 2016-19
- 57.....Sam Darnold, USC, 2016-17
- 44 55.....John Davd Booty, USC, 2005-07
- 55.....Cody Pickett, Washington, 1999-03
- 55.....Jonathan Smith, Oregon State, 1998-2001
- 47 54.....Travis Wilson, Utah, 2012-15
- 54.....Pat Barnes, California, 1993-96
- 54.....Rodney Peete, USC, 1985-88
- 50 53.....Jake Locker, Washington, 2007-10
- 53.....Jim Plunkett, Stanford, 1968-70
- 53.....Jack Thompson, Washington State, 1975-78
- 53.....Brock Huard, Washington, 1996-98

SINGLE GAME RUSHING

- 1 366.....Ka'Deem Carey, Arizona vs. Colorado, 2012
- 2 357.....Rueben Mayes, Washington State at Oregon, 1984
- 3 347.....Ricky Bell, USC vs. Washington State, 1976
- 4 332.....Joe Williams, Utah at UCLA, 2016
- 5 327.....Khalil Tate, Arizona at Colorado, 2017
- 6 322.....Maurice Drew, UCLA vs. Washington, 2004
- 7 321.....Kenjon Barner, Oregon at USC, 2012
- 8 312.....Eno Benjamin, Arizona State vs. Oregon State, 2018
- 9 311.....Jahvid Best, California vs. Washington, 2008
- 10 301.....Jarek Broussard, Colorado at Arizona, 2020
- 301.....Bryce Love, Stanford vs. Arizona State, 2017
- 301.....DeShaun Foster, UCLA vs. Washington, 2001
- 13 299.....Bill Enyart, Oregon State at Utah, 1968
- 14 296.....Hugh McElhenny, Washington vs. Washington State, 1950
- 15 294.....Reggie Bush, USC vs. Fresno State, 2005^
- 16 289.....Joshua Kelley, UCLA vs. USC, 2018
- 289.....Marcus Allen, USC vs. Washington State, 1981
- 18 288.....LaMichael James, Oregon at Arizona, 2011
- 288.....Trung Canidate, Arizona vs. Arizona State, 1998

20. 285.....Onterio Smith, Oregon at Washington State, 2001
 21. 284.....J.J. Taylor, Arizona at Oregon State, 2018
 284.....Christian McCaffrey, Stanford at California, 2016
 284.....Chris Polk, Washington vs. Washington State, 2010
 24. 283.....Jerry Drew, California vs. Oregon State, 1954
 25. 281.....Phillip Lindsay, Colorado vs. Arizona, 2017
 26. 274.....Theotis Brown, UCLA vs. Oregon, 1978
 274.....Marcus Allen, USC at Indiana, 1981
 28. 269.....John Olszewski, California vs. Washington State, 1951
 29. 266.....Gaston Green, UCLA vs. BYU, 1986
 30. 263.....Bryce Love, Stanford vs. UCLA, 2017
 31. 261.....J.J. Arrington, California vs. Southern Mississippi, 2004
 261.....Bernard Jackson, Washington State vs. Oregon, 1971
 261.....Charles White, USC at Notre Dame, 1979
 261.....Karim Abdul-Jabbar, UCLA vs. Stanford, 1995
 35. 260.....Jerome Harrison, Washington State vs. UCLA, 2005
 260.....Reggie Bush, USC vs. UCLA, 2005^
 37. 259.....Corey Dillon, Washington vs. Oregon, 1996
 38. 258.....Credell Green, Washington vs. Washington State, 1955
39. 257..... CJ Verdell, Oregon vs. Washington State, 2019
 257.....LaMichael James, Oregon vs. Stanford, 2010
 41. 256.....Ricky Bell, USC vs. Duke, 1975
 42. 255.....Louis Rankin, Washington vs. Stanford, 2007
 43. 254.....Jermar Jefferson, Oregon State at Arizona State, 2018*
 254.....Napoleon Kaufman, Washington vs. San Jose State, 1994
 45. 253.....Jonathan Stewart, Oregon vs. South Florida, 2007
 46. 251.....Jonathan Stewart, Oregon at Washington, 2007
 251.....C.R. Roberts, USC at Texas, 1956
 48. 249.....Dennis Fitzpatrick, Washington vs. Washington State, 1974
 249.....Bobby Moore, Oregon vs. Utah, 1971
 50. 248.....Freeman McNeil, UCLA vs. Stanford, 1980
 ^ participation later vacated due to NCAA penalty
 * Pac-12 freshman single-game record

SEASON RUSHING (attempts-yards-average-td)

1. 2,427.....Marcus Allen, USC, 1981 (433-2427-5.6-23)
 2. 2,118.....Bryce Love, Stanford, 2017 (263-2119-8.1-19)
 3. 2,050.....Charles White, USC, 1979 (332-2050-6.2-19)
 4. 2,019.....Christian McCaffrey, Stanford, 2015 (337-2019-6.0-8)
 5. 2,018.....J.J. Arrington, California, 2004 (289-2018-7.0-15)
 6. 1,957.....Ricky Bell, USC, 1975 (385-1975-5.1-14)
 7. 1,929.....Ka'Deem Carey, Arizona, 2012 (303-1929-6.4-23)
 8. 1,900.....Jerome Harrison, Washington State, 2005 (308-1900-6.2-16)
 9. 1,885.....Ka'Deem Carey, Arizona, 2013 (349-1885-5.4-19)
 10. 1,880.....O.J. Simpson, USC, 1968 (383-1880-4.9-23)
 11. 1,871.....Toby Gerhart, Stanford, 2009 (343-1871-5.5-28)
 12. 1,870.....Bishop Sankey, Washington, 2013 (327-1869-5.7-20)
 13. 1,859.....Charles White, USC, 1978 (374-1859-5.0-14)
 14. 1,836.....Royce Freeman, Oregon, 2015 (283-1836-6.5-17)
 15. 1,805.....LaMichael James, Oregon, 2011 (247-1805-7.3-18)
 16. 1,767.....Kenjon Barner, Oregon, 2012 (278-1767-6.4-21)
 17. 1,740.....Reggie Bush, USC, 2005 (200-1740-8.7-16)^
 18. 1,734.....Johnathan Franklin, UCLA, 2012 (282-1734-6.1-13)
 19. 1,731.....LaMichael James, Oregon, 2010 (294-1731-5.9-21)
 20. 1,722.....Jonathan Stewart, Oregon, 2010 (280-1722-6.2-11)
 21. 1,709.....Tyler Gaffney, Stanford, 2013 (330-1709-5.2-21)
 22. 1,695.....Corey Dillon, Washington, 1996 (301-1695-5.6-24)
 23. 1,690.....Steven Jackson, Oregon State, 2002 (319-1690-5.3-15)
 24. 1,642.....Eno Benjamin, Arizona State, 2013 (300-1642-5.5-16)
 25. 1,637.....Rueben Mayes, Washington State, 1984 (258-1632-6.3-11)
 26. 1,603.....Christian McCaffrey, Stanford, 2016 (253-1603-6.3-13)
 27. 1,602.....Trung Canidate, Arizona, 1999 (253-1602-6.3-11)
 28. 1,580.....Jahvid Best, California, 2008 (194-1580-8.1-15)
 29. 1,575.....Paul Perkins, UCLA, 2014 (251-1575-6.3-9)
 30. 1,571.....Karim Abdul-Jabbar, UCLA, 1995 (296-1571-5.3-13)
 31. 1,563.....Marcus Allen, USC, 1980 (354-1563-4.4-14)
 32. 1,559.....Ken Simonton, Oregon State, 2000 (284-1559-5.5-19)
 33. 1,550.....Ronald Jones II, USC, 2017 (261-1550-5.9-19)
 34. 1,546.....LaMichael James, Oregon, 2009 (230-1546-6.7-14)
 1,546.....Justin Forsett, California, 2007 (305-1546-5.1-15)
 36. 1,545.....Steven Jackson, Oregon State, 2003 (350-1545-4.4-19)
 37. 1,543.....O.J. Simpson, USC, 1967 (291-1543-5.3-13)
 38. 1,530.....Stepfan Taylor, Stanford, 2012 (322-1530-4.8-13)
 39. 1,519.....John White, Utah, 2011 (316-1519-4.8-15)
 40. 1,512.....Devontae Booker, Utah, 2014 (292-1512-5.2-10)

41. 1,489.....Javorius Allen, USC, 2014 (276-1489-5.4-11)
 42. 1,488.....Chris Polk, Washington, 2011 (293-1488-5.1-12)
 43. 1,486.....Ken Simonton, Oregon State, 1999 (294-1486-5.1-19)
 44. 1,478.....Charles White, USC, 1977 (285-1478-5.2-8)
 45. 1,475.....Royce Freeman, Oregon, 2017 (244-1475-6.0-16)
 46. 1,474.....Phillip Lindsay, Colorado, 2017 (301-1474-4.9-14)
 47. 1,460.....Chuck Muncie, California, 1975 (228-1460-6.4-13)
 48. 1,440.....Jacquizz Rodgers, Oregon State, 2009 (273-1440-5.3-21)
 1,440.....Mike Garrett, USC, 1965 (267-1440-5.4-13)
 50. 1,439.....Bishop Sankey, Washington, 2012 (289-1439-5.0-16)
 ^ participation later vacated due to NCAA penalty

SEASON RUSHING TOUCHDOWNS

1. 28.....Toby Gerhart, Stanford, 2009
 2. 24.....LenDale White, USC, 2005
 24.....Corey Dillon, Washington, 1996
 4. 23.....Ka'Deem Carey, Arizona, 2012
 23.....O.J. Simpson, USC, 1968
 6. 22.....Marcus Allen, USC, 1981
 22.....Tommy Vardell, Stanford, 1991
 22.....Skip Hicks, UCLA, 1997
 9. 21.....Tavion Thomas, Utah, 2021
 21.....Myles Gaskin, Washington, 2017
 21.....Tyler Gaffney, Stanford, 2013
 21.....Kenjon Barner, Oregon, 2012
 21.....LaMichael James, Oregon, 2010
 21.....Jacquizz Rodgers, Oregon State, 2009
 15. 20.....Bishop Sankey, Washington, 2013
 16. 19.....Bryce Love, Stanford, 2017
 19.....Ronald Jones II, USC, 2017
 19.....Ka'Deem Carey, Arizona, 2013
 19.....Steven Jackson, Oregon State, 2003
 19.....Ken Simonton, Oregon State, 2000
 19.....Ken Simonton, Oregon State, 1999
 19.....Charles White, USC, 1979
 23. 18.....Royce Freeman, Oregon, 2014*
 18.....LaMichael James, Oregon, 2011
 18.....Cameron Marshall, Arizona State, 2011
 18.....Terry Battle, Arizona State, 1996
 27. 17.....Royce Freeman, Oregon, 2015
 17.....LeGarrette Blount, Oregon, 2008
 17.....Kelvin Eafon, Arizona, 1998
 17.....Skip Hicks, UCLA, 1996
 17.....Anthony Davis, USC, 1972
 17.....Bill Enyart, Oregon State, 1968
 33. 16.....Travis Dye, Oregon, 2021
 16.....Eno Benjamin, Arizona State, 2018
 16.....Royce Freeman, Oregon, 2017
 16.....Phillip Lindsay, Colorado, 2016
 16.....Nick Wilson, Arizona, 2014
 16.....Bishop Sankey, Washington, 2012
 16.....Reggie Bush, USC, 2005^
 16.....Jerome Harrison, Washington State, 2005
 16.....Kermit Johnson, UCLA, 1973
 42. 15.....Rachaad White, ASU, 2021
 15.....Zack Moss, Utah, 2019
 15.....Marcus Mariota, Oregon, 2014
 15.....John White, Utah, 2011
 15.....Stepfan Taylor, Stanford, 2010
 15.....Jahvid Best, California, 2008
 15.....Toby Gerhart, Stanford, 2008
 15.....Justin Forsett, California, 2007
 15.....J.J. Arrington, California, 2004
 15.....LenDale White, USC, 2004
 15.....Steven Jackson, Oregon State, 2002
 15.....Chad Morton, USC, 1999
 15.....Saladin McCullough, Oregon, 1996
 15.....Rashaan Shehee, Washington, 1995
 ^ participation later vacated due to NCAA penalty
 * Pac-12 freshman single-season record



CAREER RUSHING (attempts-yards-average)

- 1. 6,245.....Charles White, USC, 1976-79 (1147-6245-5.4.)
2. 5,621.....Royce Freeman, Oregon, 2014-17 (947-5621-5.9)
3. 5,323.....Myles Gaskin, Washington, 2015-18 (945-5323-5.6)
4. 5,082.....LaMichael James, Oregon 2009-11 (789-5082-6.4)
5. 5,044.....Ken Simonton, Oregon State, 1998-2001 (1041-5044-4.8)
6. 4,810.....Marcus Allen, USC, 1978-81 (932-4810-5.2)
7. 4,403.....Johnathan Franklin, UCLA, 2009-12 (788-4403-5.6)
8. 4,300.....Stepfan Taylor, Stanford, 2009-12 (843-4300-5.1)
9. 4,239.....Ka'Deem Carey, Arizona, 2011-13 (743-4,239-5.7)
10. 4,169.....Darrin Nelson, Stanford, 1977-81 (730-4169-5.7)
11. 4,106.....Napoleon Kaufman, Washington, 1991-94 (736-4106-5.6)
12. 4,067.....Zack Moss, Utah, 2016-19 (712-4067-6.1)
13. 4,049.....Chris Polk, Washington, 2009-11 (799-4049-5.1)
14. 3,922.....Christian McCaffrey, Stanford, 2014-16 (632-3922-6.2-21)
15. 3,877.....Jacquizz Rodgers, Oregon State, 2008-10 (788-3877-4.9)
16. 3,866.....Bryce Love, Stanford, 2015-18 (569-3866-6.8)
17. 3,862.....Yvenson Bernay, Oregon State, 2004-07 (876-3862-4.5)
18. 3,833.....Phillip Lindsay, Colorado, 2014-17 (778-3833-4.9)
19. 3,824.....Trung Canidate, Arizona, 1996-99 (604-3824-6.3)
20. 3,731.....Gaston Green, UCLA, 1984-87 (708-3731-5.3)
21. 3,724.....Anthony Davis, USC, 1972-74 (784-3724-4.8)
22. 3,689.....Ricky Bell, USC, 1973-76 (710-3689-5.2)
23. 3,625.....Steven Jackson, Oregon State, 2001-03 (743-3625-4.9)
24. 3,623.....Kenjon Barner, Oregon, 2009-12 (582-3623-6.2)
25. 3,619.....Ronald Jones II, USC, 2015-17 (591-3619-6.1)
26. 3,522.....Toby Gerhart, Stanford, 2006-09 (671-3522-5.2)
27. 3,519.....Rueben Mayes, Washington State, 1982-85 (636-3519-5.5)
28. 3,501.....Ontiwaun Carter, Arizona, 1991-94 (805-3501-4.4)
29. 3,496.....Bishop Sankey, Washington, 2011-13 (644-3496-5.4)
30. 3,491.....Paul Perkins, UCLA, 2013-15 (622-3491-5.6)
31. 3,423.....O.J. Simpson, USC, 1967-68 (674-3423-5.1)
32. 3,367.....Russell White, California, 1990-92 (663-3367-5.1)
33. 3,299.....J.R. Redmond, Arizona State, 1996-99 (612-3223-5.3)
34. 3,296.....Derek Loville, Oregon, 1986-89 (811-3296-4.0)
35. 3,230.....Marshawn Lynch, California, 2004-06 (490-3230-6.6)
36. 3,221.....Mike Garrett, USC, 1963-65 (612-3221-5.3)
37. 3,220.....Justin Forsett, California, 2004-07 (567-3220-5.7)
38. 3,202.....Demario Richard, Arizona State (647-3202-4.9)
39. 3,195.....Freeman McNeil, UCLA, 1977-80 (605-3195-5.3)
40. 3,194.....DeShaun Foster, UCLA, 1998-2001 (722-3194-4.4)
41. 3,182.....Karim Abdul-Jabbar, UCLA, 1994-95 (608-3182-5.2)
42. 3,181.....Wendell Tyler, UCLA, 1973-76 (527-3181-6.0)
43. 3,169.....Reggie Bush, USC, 2003-05 (433-3169-7.3)^
44. 3,168.....Joe Steele, Washington, 1976-79 (676-3168-4.7)
45. 3,163.....Mike Bell, Arizona, 2002-05 (678-3163-4.7)
46. 3,159.....LenDale White, USC, 2003-05 (541-3159-5.8)
47. 3,140.....Skip Hicks, UCLA, 1993-1997 (638-3140-4.9)
48. 3,124.....Joe Iqber, California, 1999-2001 (678-3124-4.6)
49. 3,111.....Travis Dye, Oregon, 2018-present (521-3111-6.0)
50. 3,054.....Steve Broussard, Washington State, 1986-89 (610-3054-5.0)

^ participation in two games in 2004 and 12 games in 2005 later vacated due to NCAA penalty

CAREER RUSHING TOUCHDOWNS

- 1. 60.....Royce Freeman, Oregon, 2014-2017
2. 59.....Ken Simonton, Oregon State, 1998-2001
3. 57.....Myles Gaskin, Washington, 2015-18
4. 53.....LaMichael James, Oregon, 2009-11
5. 52.....LenDale White, USC, 2003-05
6. 49.....Charles White, USC, 1976-79
7. 48.....Ka'Deem Carey, Arizona, 2011-13
48.....Skip Hicks, UCLA, 1993-94, 96-97
9. 46.....Jacquizz Rodgers, Oregon State, 2008-10
45.....Marcus Allen, USC, 1978-81
11. 44.....Toby Gerhart, Stanford, 2006-09
44.....Anthony Davis, USC, 1972-74
13. 41.....Kenjon Barner, Oregon, 2009-12
41.....Derek Loville, Oregon, 1986-89
15. 40.....Stepfan Taylor, Stanford, 2009-12
40.....DeShaun Foster, UCLA, 1984-87
17. 39.....Ronald Jones II, USC, 2015-17
39.....Steven Jackson, Oregon State, 2001-03
39.....Tommy Vardell, Stanford, 1988-91

- 20. 38.....Zack Moss, Utah, 2016-19
38.....Cameron Marshall, Arizona State, 2009-12
38.....Yvenson Bernard, Oregon State, 2004-07
23. 37.....Bishop Sankey, Washington, 2011-13
24. 36.....Phillip Lindsay, Colorado, 2014-17
25. 35.....Russell White, California, 1990-92

SINGLE-GAME RECEPTIONS

- 1. 19.....Nelson Spruce, Colorado at California, 2014 (179 yards)
19.....Ron Fair, Arizona State vs. WSU, 1989 (277)
3. 17.....Robert Woods, USC vs. Minnesota, 2011 (177)
4. 16.....Drake London, USC vs Utah, 2021 (162)
16.....Simi Fehoko, Stanford at UCLA (2 OT), 2020 (230)
16.....Nelson Agholor, USC vs. California, 2014 (216)
16.....Marqise Lee, USC at Arizona, 2012 (345)
16.....Geoff McArthur, California at Stanford, 2003 (245)
16.....Samie Parker, Oregon vs. Minnesota, 2003 (200)
9. 15.....Drake London, USC at Notre Dame, 2021 (171)
15.....Caleb Wilson, UCLA vs. Texas A&M, 2017 (207)
15.....Vince Mayle, Washington State vs. Arizona State, 2014 (252)
15.....Chris McGaha, Arizona State vs. Oregon State, 2009 (165)
15.....Braxton Cleman, Washington vs. USC, 2002 (69)
15.....Dameane Douglas, California vs. OSU, 1998 (140)
15.....Johnnie Morton, USC vs. Houston, 1993 (186)
16. 14.....Easop Winston, Washington State at Arizona State, 2019 (118)
14.....Isaiah Hodgins, Oregon State at Nevada, 2018 (200)
14.....Dillon Mitchell, Oregon vs. Stanford, 2018 (239)
14.....Chad Hansen, California vs. Hawaii, 2016 (160)
14.....Chad Hansen, California at San Diego State, 2016 (190)
14.....Gabe Marks, Washington State at Rutgers, 2015 (146)
14.....Jordan Payton, UCLA vs. Washington State, 2015 (152)
14.....River Cracraft, Washington State at Stanford, 2014 (100)
14.....Vince Mayle, Washington State vs. Arizona, 2014 (145)
14.....Chris Harper, California vs. Washington State, 2013 (231)
14.....Brandin Cooks, Oregon State at San Diego State, 2013 (141)
14.....Robert Woods, USC vs. Arizona, 2011 (255)
14.....Mike Hass, Oregon State vs. Arizona State, 2004 (172)
14.....Reggie Williams, Washington vs. Oregon, 2002 (198)
14.....Jeremy McDaniel, Arizona vs. California, 1996 (283) (4 OT)
14.....J.J. Stokes, UCLA vs. Wisconsin, 1993 (176)
14.....John Jackson, USC at Notre Dame, 1989 (200)
14.....Jim Price, Stanford vs. Notre Dame, 1989 (98)
14.....Brad Muster, Stanford vs. Oregon, 1985 (169)
14.....Vincent White, Stanford vs. UCLA, 1982 (124)
14.....Eric Cross, Stanford vs. Hawaii, 1972 (172)
37. 13.....multiple times, most recent:
Drake London, USC at Washington State, 2021 (170)

SINGLE-GAME RECEIVING YARDAGE

- 1. 345.....Marqise Lee, USC at Arizona, 2012 (16 rec.)
2. 293.....Mike Hass, Oregon State vs. Boise State, 2004 (12)
3. 289.....Wesley Walker, California vs. San Jose State, 1976 (8)
4. 284.....Paul Richardson, Colorado vs. California, 2011 (11)
5. 283.....Jeremy McDaniel, Arizona vs. California, 1996 (14) (4 OT)
6. 278.....Troy Walters, Stanford vs. UCLA, 1999 (9)
7. 277.....Ron Fair, Arizona State vs. Washington State, 1989 (19)
8. 263.....Vince Mayle, Washington State vs. California, 2014 (11)
263.....J.J. Stokes, UCLA vs. USC, 1992 (6)
10. 260.....R. Jay Soward, USC vs. UCLA, 1996 (6) (2 OT)
11. 259.....Austin Hill, Arizona vs. USC, 2012 (10)
12. 258.....Steve Smith, USC at Oregon State, 2006 (11)
13. 257.....Dennis Northcutt, Arizona at TCU, 1999 (10)
257.....Dave Williams, Washington vs. UCLA, 1965 (10)
15. 255.....Robert Woods, USC vs. Arizona, 2011 (14)
255.....Deron Pointer, Washington State vs. Arizona State, 1993 (10)
17. 254.....Nian Taylor, Washington State vs. Idaho, 1998 (8)
18. 252.....Vince Mayle, Washington State at Arizona State, 2014 (15)
252.....Gail Cogdill, Washington State vs. Northwestern, 1958
20. 245.....Geoff McArthur, California at Stanford, 2003 (16)
21. 242.....Tony Hartley, Oregon vs. Washington, 1998 (9)
22. 241.....Gerell Robinson, Arizona State vs. Boise State, 2011 (13)
23. 240.....Jason Hill, Washington State at California, 2005 (6)
24. 239.....Dillon Mitchell, Oregon vs. Stanford, 2018 (14)
25. 237.....Darrin Nelson, Stanford vs. Arizona State, 1981 (9)
26. 236.....Marquess Wilson, Washington State vs. San Diego State, 2011 (6)

27. 234.....Derrick Deadwiler, Oregon vs. California, 1993 (11)
 28. 232.....Michael Pittman Jr., USC vs. Utah, 2019 (10)
 232.....Brandin Cooks, Oregon State at California, 2013 (13)
 232.....Eric Guliford, Arizona State vs. Houston, 1990 (12)
 31. 231.....Chris Harper, California vs. Washington State, 2013 (14)
 32. 230.....Simi Fehoko, Stanford at UCLA, 2020 (16)
 230.....Craig Bragg, UCLA vs. Oregon, 2002 (9)
 230.....Cristin McLemore, Oregon vs. Stanford, 1993 (11)
 230.....Robb Thomas, Oregon State vs. Akron, 1987 (9)
 36. 229.....Johnnie Morton, USC vs. Washington State, 1993 (8)
 37. 227.....Jordan Lasley, UCLA vs. California, 2017 (12)
 227.....Isiah Myers, Washington State vs. Portland State, 2014 (11)
 39. 226.....JJ Arcega-Whiteside, Stanford vs. San Diego State, 2018 (6)
 226.....Mike Williams, USC at Oregon, 2002 (13)
 41. 225.....Mike Hass, Oregon State vs. Stanford, 2003 (8)
 225.....Bob Newland, Oregon vs. Illinois, 1970 (10)
 43. 224.....Marqise Lee, USC vs. UCLA, 2011 (13)
 224.....Robert Woods, USC at Stanford, 2010 (13)
 45. 223.....Marquess Wilson, Washington State vs. Arizona State, 2011 (8)
 223.....Sammie Stroughter, Oregon State vs. Washington, 2006 (7)
 223.....Andre Riley, Washington vs. Arizona State, 1989 (9)
 48. 222.....Bobby Wade, Arizona at California, 2002 (11)
 222.....Keyshawn Johnson, USC vs. Texas Tech, 1995 (8)
 50. 221.....Shaun McDonald, Arizona State vs. Stanford, 2002 (10)

SEASON RECEPTIONS

1. 128.....Brandin Cooks, Oregon State, 2013 (1730 yards-16 TD)
 2. 118.....Marqise Lee, USC, 2012 (1721-13)
 3. 111.....Robert Woods, USC, 2011 (1292-15)
 4. 106.....Vince Mayle, Washington State, 2014 (1483-9)
 106.....Nelson Spruce, Colorado, 2014 (1198-12)
 6. 104.....Gabe Marks, Washington State, 2015 (1193-15)
 104.....Nelson Agholor, USC, 2014 (1313-12)
 8. 102.....Keyshawn Johnson, USC, 1995 (1434-7)
 9. 101.....Michael Pittman Jr., USC, 2019 (1275-11)
 10. 100.....Dameane Douglas, California, 1998 (1150-4)
 11. 98.....Keenan Allen, California, 2011 (1343-6)
 12. 95.....Mike Williams, USC, 2003 (1314-16)
 13. 94.....Reggie Williams, Washington, 2002 (1454-11)
 14. 93.....Bobby Wade, Arizona, 2002 (1389-8)
 15. 92.....Chad Hansen, California, 2016 (1249-11)
 16. 91.....Markus Wheaton, Oregon State, 2012 (1244-11)
 91.....James Rodgers, Oregon State, 2009 (1034-9)
 91.....Dwayne Jarrett, USC, 2005 (1274-16)
 19. 90.....Mike Hass, Oregon State, 2005 (1532-6)
 20. 89.....Gabe Marks, Washington State, 2016 (894-13)
 89.....JuJu Smith-Schuster, USC, 2015 (1454-10)
 89.....Nelson Spruce, Colorado, 2015 (1053-4)
 89.....Reggie Williams, Washington, 2003 (1109-8)
 24. 88.....Drake London, USC, 2021 (1084-7)
 88.....Dennis Northcutt, Arizona, 1999 (1422-8)
 88.....Johnnie Morton, USC, 1993 (1520-14)
 27. 87.....Shaun McDonald, Arizona State, 2002 (1405-13)
 28. 86.....Isaiah Hodgins, Oregon State, 2019 (1171-13)
 86.....Max Borghi (RB), Washington State, 2019 (597-5)
 86.....Laviska Shenault, Colorado, 2018 (1011-6)
 86.....Deontay Burnett, USC, 2017 (1114-9)
 86.....Mike Hass, Oregon State, 2004 (1379-7)
 86.....Troy Walters, Stanford, 1997 (1206-8)
 34. 85.....Easop Winston, Washington State, 2019 (970-11)
 85.....Geoff McArthur, California, 2003 (1504-10)
 36. 83.....Stanley Berryhill III, Arizona, 2021 (744-1)
 83.....James Williams (RB), Washington State, 2018 (613-4)
 83.....Paul Richardson, Colorado, 2013 (1343-10)
 83.....Mike Thomas, Arizona 2007 (1038-11)
 83.....Derek Hagan, Arizona State, 2004 (1248-10)
 41. 82.....N'Keal Harry, Arizona State, 2017 (1142-8)
 82.....Jaelen Strong, Arizona State, 2014 (1165-10)
 82.....Marquess Wilson, Washington State, 2011 (1388-12)
 82.....Juron Criner, Arizona, 2010 (1233-11)
 82.....J.J. Stokes, UCLA, 1993 (1181-17)
 46. 81.....John Ross, Washington, 2016 (1150-17)
 81.....Austin Hill, Arizona, 2012 (1364-11)
 81.....James Newson, Oregon State, 2003 (1306-3)
 81.....Mike Williams, USC, 2002 (1265-14)
 50. 78.....Brandon Arconado, Washington State, 2019 (1109-7)

- 78.....Jordan Payton, UCLA, 2015 (1106-5)
 78.....Isiah Myers, Washington State, 2014 (972-12)
 78.....Dave Montagne, Oregon State, 1986 (862-2)
 78.....Brad Muster (RB), Stanford, 1985 (654-4)

SEASON RECEIVING YARDS

1. 1,730.....Brandin Cooks, Oregon State, 2013
 2. 1,721.....Marqise Lee, USC, 2012
 3. 1,532.....Mike Hass, Oregon State, 2005
 4. 1,520.....Johnnie Morton, USC, 1993
 5. 1,508.....Troy Walters, Stanford, 1999
 6. 1,504.....Geoff McArthur, California, 2003
 7. 1,494.....Freddie Mitchell, UCLA, 2000
 8. 1,483.....Vince Mayle, Washington State, 2014
 9. 1,454.....JuJu Smith-Schuster, USC, 2015
 1,454.....Reggie Williams, Washington, 2002
 11. 1,434.....Keyshawn Johnson, USC, 1995
 12. 1,422.....Dennis Northcutt, Arizona, 1999
 13. 1,405.....Shaun McDonald, Arizona State, 2002
 14. 1,397.....Gerrell Robinson, Arizona State, 2011
 15. 1,389.....Bobby Wade, Arizona, 2002
 16. 1,388.....Marquess Wilson, Washington State, 2011
 17. 1,379.....Mike Hass, Oregon State, 2004
 18. 1,364.....Austin Hill, Arizona, 2012
 19. 1,362.....Keyshawn Johnson, USC, 1994
 20. 1,343.....Paul Richardson, Colorado, 2013
 1,343.....Keenan Allen, California, 2011
 22. 1,313.....Nelson Agholor, USC, 2014
 23. 1,306.....James Newson, Oregon State, 2003
 24. 1,299.....Jerome Pathon, Washington, 1997
 25. 1,293.....Sammie Stroughter, Oregon State, 2006
 26. 1,292.....Robert Woods, USC, 2011
 27. 1,284.....James Newson, Oregon State, 2002
 28. 1,275.....Michael Pittman Jr., USC, 2019
 29. 1,274.....Dwayne Jarrett, USC, 2005
 1,274.....Danny Farmer, UCLA, 1998
 31. 1,265.....Mike Williams, USC, 2002
 32. 1,249.....Chad Hansen, California, 2016
 33. 1,248.....Derek Hagan, Arizona State, 2004
 34. 1,244.....Markus Wheaton, Oregon State, 2012
 35. 1,233.....Juron Criner, Arizona, 2010
 36. 1,228.....Kevin Jordan, UCLA, 1994
 37. 1,210.....Derek Hagan, Arizona State, 2005
 38. 1,206.....Troy Walters, Stanford, 1997
 39. 1,198.....Nelson Spruce, Colorado, 2014
 40. 1,192.....Gabe Marks, Washington State, 2015
 41. 1,184.....Dillon Mitchell, Oregon, 2018
 42. 1,181.....J.J. Stokes, UCLA, 1993
 43. 1,180.....Brandon Gibson, Washington State, 2007
 44. 1,165.....Jaelen Strong, Arizona State, 2014
 45. 1,163.....Nakoa McElrath, Washington State, 2001
 1,163.....Mario Bailey, Washington, 1991
 47. 1,151.....Brandin Cooks, Oregon State, 2012
 1,151.....Tim Stallworth, Washington State, 1988
 49. 1,150.....John Ross, Washington, 2016
 1,150.....Dameane Douglas, California, 1998

SEASON TOUCHDOWN RECEPTIONS

1. 18.....Mario Bailey, Washington 1991
 2. 17.....John Ross, Washington, 2016
 17.....J.J. Stokes, UCLA, 1993
 4. 16.....Brandin Cooks, Oregon State, 2013
 16.....Dwayne Jarrett, USC, 2005
 16.....Mike Williams, USC, 2003
 7. 15.....Dante Pettis, Washington, 2016
 15.....Gabe Marks, Washington State, 2015
 15.....Robert Woods, USC, 2011
 10. 14.....JJ Arcega-Whiteside, Stanford, 2018
 14.....Marqise Lee, USC, 2012
 14.....Mike Williams, USC, 2002
 14.....Johnnie Morton, USC, 1993
 14.....Sean Dawkins, California 1992
 14.....Doug Allen, Arizona State, 1984
 14.....James Lofton, Stanford, 1977
 17. 13.....Isaiah Hodgins, Oregon State, 2019



- 13.....Gabe Marks, Washington State, 2016
- 13.....Jason Hill, Washington State, 2005
- 13.....Dwayne Jarrett, USC, 2004
- 13.....Shaun McDonald, Arizona State, 2002
- 13.....Steve Sweeney, California, 1972
- 23. 12.....Nelson Spruce, Colorado, 2014
- 12.....Nelson Agholor, USC, 2014
- 12.....Isiah Myers, Washington State, 2014
- 12.....Josh Huff, Oregon, 2013
- 12.....Marquess Wilson, Washington State, 2011
- 12.....Jeff Maehl, Oregon, 2010
- 12.....Dwayne Jarrett, USC, 2006
- 12.....Jason Hill, Washington State, 2004
- 12.....James Newson, Oregon State, 2002
- 32. 11.....Michael Pittman Jr., USC, 2019
- 11.....Easop Winston, Washington State, 2019
- 11.....Shawn Poindexter, Arizona, 2018
- 11.....Chad Hansen, California, 2016
- 11.....Dom Williams, Washington State, 2015
- 11.....Austin Hill, Arizona, 2012
- 11.....Juron Criner, Arizona, 2011
- 11.....Marqise Lee, USC, 2011
- 11.....Juron Criner, Arizona, 2010
- 11.....Mike Thomas, Arizona, 2007
- 11.....Devard Darling, Washington State, 2002
- 11.....Reggie Williams, Washington, 2002
- 11.....Chris Jackson, Washington State, 1997
- 11.....Kevin McKenzie, Washington State, 1997
- 11.....Keith Poole, Arizona State, 1996
- 11.....Sean LaChapelle, UCLA, 1991
- 11.....Ken Margerum, Stanford, 1980
- 11.....Ken Margerum, Stanford, 1978
- 50. 10.....Many times, most recent: Kyle Philips, UCLA, 2021

CAREER RECEPTIONS

- 1. 316.....Gabe Marks, Washington State, 2012-16 (3457 yards-37 TDs)
- 2. 294.....Nelson Spruce, Colorado, 2012-15 (3347-23)
- 3. 259.....Mike Thomas, Arizona, 2005-08 (3240-23)
- 4. 258.....Derek Hagan, Arizona State, 2002-05 (3939-27)
- 5. 251.....Robert Woods, USC, 2010-12 (2924-32)
- 6. 248.....Marqise Lee, USC, 2011-13 (3655-29)
- 248.....Troy Walters, Stanford, 1996-99 (4047-26)
- 8. 243.....Reggie Williams, Washington, 2001-03 (3598-22)
- 9. 230.....Bobby Wade, Arizona 1999-2002 (3351-23)
- 10. 228.....DeRonnie Pitts, Stanford, 1997-2000 (3023-24)
- 227.....Markus Wheaton, Oregon State, 2009-12 (2994-16)
- 12. 226.....Brandin Cooks, Oregon State, 2011-13 (3272-24)
- 13. 223.....Dennis Northcutt, Arizona, 1996-99 (3252-24)
- 223.....Darrin Nelson, Stanford, 1977-81 (2469-18)
- 15. 222.....Tyler Vaughns, USC, 2017-20 (2801-20)
- 222.....D.J. Foster, Arizona State, 2012-15 (2458-14)
- 222.....James Rodgers, Oregon State, 2007-10 (2578-19)
- 18. 220.....Mike Hass, Oregon State, 2002-05 (3924-20)
- 19. 218.....River Cracraft, Washington State, 2013-16 (2701-20)
- 20. 216.....Dwayne Jarrett, USC, 2004-06 (3138-41)
- 21. 213.....N'Keal Harry, Arizona State, 2016-18 (2889-22)
- 213.....JuJu Smith-Schuster, USC, 2014-16 (3092-25)
- 213.....James Newson, Oregon State, 2000-03 (3572-20)
- 24. 209.....Juron Criner, Arizona, 2008-11 (2859-32)
- 25. 207.....Keary Colbert, USC, 2000-03 (2964-19)
- 26. 204.....Kareem Kelly, USC, 1999-2002 (3104-15)
- 27. 203.....Jaydon Mickens, Washington, 2012-15 (2187-12)
- 28. 202.....James Williams, Washington State, 2016-18 (1437-8)
- 202.....Jamal Morrow, Washington State, 2013-17 (1748-14)
- 202.....Geoff McArthur, California, 2000-04 (3188-20)
- 31. 201.....Jordan Payton, UCLA, 2012-15 (2702-14)
- 201.....Johnnie Morton, USC, 1990-93 (3201-21)
- 33. 198.....Brad Muster, Stanford, 1984-87 (1722-8)
- 34. 195.....Bryce Treggs, California, 2012-15 (2506-15)
- 195.....Michael Bumpus, Washington State, 2004-07 (2022-8)
- 195.....Dameane Douglas, California 1995-98 (2335-13)
- 37. 194.....Shay Fields, Colorado, 2014-17 (2590-21)
- 38. 193.....Dom Williams, Washington State, 2012-15 (2889-30)
- 193.....Craig Bragg, UCLA, 2001-04 (2845-19)
- 40. 190.....Steve Smith, USC, 2003-06 (3019-22)
- 41. 189.....Marquess Wilson, Washington State, 2010-12 (3207-23)

- 42. 184.....Britain Covey, Utah, 2015-21 (2011-11)
- 43. 182.....Darren Carrington, Oregon/Utah, 2014-17 (2899-21)
- 182.....Brandon Gibson, Washington State, 2005-08 (2756-17)
- 45. 180.....Bobby Shaw, California, 1994-97 (2731-27)
- 180.....Jermaine Kearse, Washington, 2008-11 (2871-29)
- 47. 179.....Travell Harris, Washington State, 2018-21 (1999-17)
- 179.....Nelson Agholor, USC, 2012-14 (2571-20)
- 179.....Kevin Jordan, UCLA, 1992-95 (2548-12)
- 50. 178.....Amon-Ra St. Brown, USC, 2018-20 (2270-16)
- 178.....Jeff Maehl, Oregon, 2007-10 (2,311-24)
- 178.....Samie Parker, Oregon, 2000-03 (2761-19)

CAREER RECEIVING YARDS

- 1. 4,047.....Troy Walters, Stanford, 1996-99
- 2. 3,939.....Derek Hagan, Arizona State, 2002-05
- 3. 3,924.....Mike Hass, Oregon State, 2002-05
- 4. 3,655.....Marqise Lee, USC, 2011-13
- 5. 3,598.....Reggie Williams, Washington, 2001-03
- 6. 3,572.....James Newson, Oregon State, 2000-03
- 7. 3,453.....Gabe Marks, Washington State, 2012-16
- 8. 3,351.....Bobby Wade, Arizona, 1999-2002
- 9. 3,347.....Nelson Spruce, Colorado, 2012-15
- 10. 3,272.....Brandin Cooks, Oregon State, 2011-13
- 11. 3,252.....Dennis Northcutt, Arizona, 1996-99
- 12. 3,231.....Mike Thomas, Arizona, 2005-08
- 13. 3,207.....Marquess Wilson, Washington State, 2010-12
- 14. 3,201.....Johnnie Morton, USC, 1990-93
- 15. 3,188.....Geoff McArthur, California, 2000-04
- 16. 3,138.....Dwayne Jarrett, USC, 2004-06
- 17. 3,104.....Kareem Kelly, USC, 1999-2002
- 18. 3,092.....JuJu Smith-Schuster, USC, 2014-16
- 19. 3,023.....DeRonnie Pitts, Stanford, 1997-2000
- 20. 3,020.....Danny Farmer, UCLA, 1996-99
- 21. 3,019.....Steve Smith, USC, 2003-06
- 22. 2,994.....Markus Wheaton, Oregon State, 2009-12
- 23. 2,964.....Keary Colbert, USC, 2000-03
- 24. 2,924.....Robert Woods, USC, 2010-12
- 25. 2,899.....Darren Carrington, Oregon/Utah, 2014-17
- 26. 2,889.....N'Keal Harry, Arizona State, 2016-18
- 2,889.....Dom Williams, Washington State, 2012-15
- 28. 2,871.....Jermaine Kearse, Washington, 2008-11
- 29. 2,867.....Shaun McDonald, Arizona State, 2000-02
- 30. 2,859.....Juron Criner, Arizona, 2008-11
- 31. 2,845.....Craig Bragg, UCLA, 2001-04
- 32. 2,801.....Tyler Vaughns, USC, 2017-20
- 33. 2,796.....Keyshawn Johnson, USC, 1994-95
- 34. 2,761.....Samie Parker, Oregon, 2000-03
- 35. 2,756.....Brandon Gibson, Washington State, 2005-08
- 36. 2,744.....Tony Hartley, Oregon, 1996-99
- 37. 2,731.....Bobby Shaw, California, 1994-97
- 38. 2,704.....Jason Hill, Washington State, 2003-06
- 39. 2,702.....Jordan Payton, UCLA, 2012-15
- 40. 2,698.....Keenan Howry, Oregon 1999-2002
- 41. 2,694.....Aaron Cox, Arizona State, 1984-87
- 42. 2,691.....Keith Poole, Arizona State, 1993-96
- 43. 2,672.....R.Jay Soward, USC, 1996-99
- 44. 2,660.....Demetrius Williams, Oregon, 2002-05
- 45. 2,653.....Sammie Stroughter, Oregon State, 2005-08
- 46. 2,590.....Shay Fields, Colorado, 2014-17
- 47. 2,579.....Mike Williams, USC, 2002-2003
- 48. 2,571.....Nelson Agholor, USC, 2012-14
- 49. 2,548.....Kevin Jordan, UCLA, 1992-95
- 50. 2,546.....Jaison Williams, Oregon, 2005-08

CAREER TOUCHDOWN RECEPTIONS

- 1. 41.....Dwayne Jarrett, USC, 2004-06
- 2. 37.....Gabe Marks, Washington State, 2012-16
- 3. 32.....Robert Woods, USC, 2010-12
- 32.....Jason Hill, Washington State, 2003-06
- 32.....Ken Margerum, Stanford, 1977-1980
- 32.....Juron Criner, Arizona, 2008-11
- 7. 31.....Sean Dawkins, California, 1990-92
- 8. 30.....Dom Williams, Washington State, 2012-15
- 30.....Mike Williams, USC, 2002-03
- 30.....Mario Bailey, Washington, 1988-91

11. 29.....Marqise Lee, USC, 2011-13
- 29.....Jermaine Kearse, Washington, 2008-11
13. 28.....J.J. Arcega-Whiteside, Stanford, 2016-18
- 28.....J.J. Stokes, UCLA, 1991-94
15. 27.....Kenny Lawler, California, 2013-15
- 27.....Derek Hagan, Arizona State, 2002-05
- 27.....Bobby Shaw, California, 1994-97
18. 26.....Troy Walters, Stanford, 1996-99
19. 25.....JuJu Smith-Schuster, USC, 2014-16
- 25.....Keith Poole, Arizona State, 1993-96
- 25.....Doug Allen, Arizona State, 1981-84
22. 24.....Dante Pettis, Washington, 2014-17
- 24.....Brandin Cooks, Oregon State, 2011-13
- 24.....Jeff Maehl, Oregon, 2007-10
- 24.....Shaun McDonald, Arizona State, 2000-02
- 24.....Keenan Howry, Oregon, 1999-2002
- 24.....DeRonnie Pitts, Stanford, 1997-2000
- 24.....Dennis Northcutt, Arizona, 1996-99
- 24.....Cristin McLemore, Oregon, 1992-95
30. 23.....Marquess Wilson, Washington State, 2010-12
- 23.....Mike Thomas, Arizona, 2005-08
- 23.....Bobby Wade, Arizona, 1999-2002
- 23.....R. Jay Soward, USC, 1996-99
- 23.....Johnnie Morton, USC, 1990-93
35. 22.....N'Keal Harry, Arizona State, 2016-18
- 22.....DeSean Jackson, California, 2005-07
- 22.....Steve Smith, USC, 2003-06
- 22.....Reggie Williams, Washington, 2001-03
- 22.....Tony Hartley, Oregon, 1996-99
- 22.....Hugh Campbell, Washington State, 1960-62
41. 21.....Shay Fields, Colorado, 2014-17
- 21.....Darren Carrington, Oregon/Utah, 2014-17
- 21.....Austin Seferian-Jenkins, Washington, 2011-13
- 21.....Jaison Williams, Oregon, 2005-08
- 21.....Mercedes Lewis, UCLA, 2002-05
- 21.....Steve Sweeney, California, 1970-72
47. 20.....12 times. Last, Tyler Vaughns, USC, 2017-20

ALL-PURPOSE YARDS IN A GAME

1. 513.....Reggie Bush, USC vs. Fresno State, 2005^
2. 469.....Marqise Lee, USC at ARIZ, 2012
3. 461.....Christian McCaffrey, STAN vs. USC, 2015
4. 400.....Ka'Deem Carey, ARIZ vs. COLO, 2012
5. 389.....Christian McCaffrey, STAN vs. CAL, 2015
6. 384.....Maurice Jones-Drew, UCLA at WASH, 2004
7. 379.....Glyn Milburn, STAN at CAL, 1990
8. 371.....Charles Frederick, WASH at OSU, 2003
9. 369.....Christian McCaffrey, STAN vs. UCLA, 2015
10. 369.....Darrin Nelson, STAN at WSU, 1980
11. 368.....Christian McCaffrey, STAN vs. Iowa, 2015
12. 363.....LaMichael James, ORE at ARIZ, 2011
13. 357.....Rueben Mayes, WSU at ORE, 1984
14. 350.....J.R. Redmond, ASU vs. USC, 1998
15. 347.....Kenjon Barner, ORE at USC, 2012
16. 342.....Onterio Smith, ORE at WSU, 2001
17. 339.....Eno Benjamin, ASU vs. OSU, 2018
18. 338.....Kennan Howry, ORE vs. STAN, 2001
- 338.....Bobby Moore, ORE vs. Utah, 1971
20. 337.....Pat Johnson, ORE vs. OSU, 1997
21. 332.....Joe Williams, UTAH at UCLA, 2016
22. 327.....Khalil Tate, ARIZ at COLO, 2017
- 327.....Victor Bolden, OSU vs. WASH, 2013
24. 320.....Phillip Lindsay, COLO vs. ARIZ, 2017
25. 317.....Christian McCaffrey, STAN at CAL, 2016
26. 313.....CJ Verdell, Oregon vs. Washington State, 2019
27. 311.....Jahvid Best, CAL vs. WASH, 2008
28. 305.....J.J. Taylor, ARIZ vs. OSU, 2018
29. 303.....James Rodgers, OSU at ORE, 2009
30. 301.....Jarek Broussard, COL at ARIZ, 2020
- 301.....Bryce Love, STAN vs. ASU, 2017
- 301.....DeShaun Foster, UCLA at WASH, 2001

^ participation in two games in 2004 and 12 games in 2005 later vacated due to NCAA penalty

ALL-PURPOSE YARDS IN A SEASON

1. 3,864.....Christian McCaffrey, Stanford, 2015
2. 2,890.....Reggie Bush, USC, 2005^
3. 2,683.....Marcus Allen, USC, 1981
4. 2,527.....Charles White, USC, 1979
5. 2,481.....Jonathan Stewart, Oregon, 2007
6. 2,396.....Louis Rankin, Washington, 2007
7. 2,356.....Corey Dillon, Washington, 1996
8. 2,249.....Dennis Northcutt, Arizona, 1999
9. 2,247.....Jahvid Best, California, 2008
10. 2,238.....James Rodgers, Oregon State, 2009
11. 2,235.....De'Anthony Thomas, Oregon, 2011
12. 2,234.....Glyn Milburn, Stanford, 1992
13. 2,327.....Christian McCaffrey, Stanford, 2016
14. 2,242.....O.J. Simpson, USC, 1968
15. 2,222.....Glyn Milburn, Stanford, 1990
16. 2,208.....Ty Montgomery, Stanford, 2013
17. 2,184.....Royce Freeman, Oregon, 2015
18. 2,175.....LaMichael James, Oregon, 2011
19. 2,174.....Bishop Sankey, Washington, 2013
20. 2,151.....Bryce Love, Stanford, 2017
21. 2,139.....J.J. Arrington, California, 2004
22. 2,118.....B. Jackson, Washington State, 1971
23. 2,113.....Jerome Harrison, Washington State, 2005
24. 2,107.....J.J. Taylor, Arizona, 2018
25. 2,065.....Wilford White, Arizona State, 1950
26. 2,062.....Johnathan Franklin, UCLA, 2012
27. 2,028.....Toby Gerhart, Stanford, 2009

^ participation in two games in 2004 and 12 games in 2005 later vacated due to NCAA penalty

ALL-PURPOSE YARDS IN A CAREER

1. 7,406.....Charles White, USC, 1976-79
2. 7,120.....Darrin Nelson, Stanford, 1977-81
3. 6,987.....Christian McCaffrey, Stanford, 2014-16
4. 6,552.....Reggie Bush, USC, 2003-05^
5. 6,435.....Royce Freeman, Oregon, 2014-17
6. 6,373.....James Rodgers, Oregon State, 2007-11
7. 6,146.....Glyn Milburn, Stanford, 1990-92
8. 5,926.....Phillip Lindsay, Colorado, 2014-17
9. 5,878.....Myles Gaskin, Washington, 2015-18
10. 5,869.....LaMichael James, Oregon, 2009-11
11. 5,848.....Kenjon Barner, Oregon, 2009-12
12. 5,832.....Napoleon Kaufman, Washington, 1991-94
13. 5,617.....J.R. Redmond, Arizona State, 1996-99
14. 5,611.....Marcus Allen, USC, 1978-81
15. 5,515.....Troy Walters, Stanford, 1996-99
16. 5,506.....Ken Simonton, Oregon State, 1998-2001
17. 5,483.....Ka'Deem Carey, Arizona, 2011-13
18. 5,420.....Anthony Davis, USC, 1972-74
19. 5,392.....Dennis Northcutt, Arizona, 1996-99
20. 5,345.....De'Anthony Thomas, Oregon, 2011-13
21. 5,223.....Derek Loville, Oregon, 1986-89
22. 5,190.....Ty Montgomery, Stanford, 2011-14
23. 5,095.....Stepfan Taylor, Stanford, 2009-12
24. 4,998.....Deltha O'Neal, California, 1996-99
25. 4,973.....Chris Polk, Washington, 2008-11
26. 4,943.....Russell White, California, 1990-92
27. 4,933.....Jacquizz Rodgers, Oregon State, 2008-10
28. 4,925.....Johnathan Franklin, UCLA, 2009-12

^ participation in two games in 2004 and 12 games in 2005 later vacated due to NCAA penalty

SEASON PUNTING

1. 49.3.....Kirk Wilson, UCLA, 1956 (30 punts-1479 yards)
2. **49.2.....Kyle Ostendorp, Arizona, 2021 (58-2852)**
3. 49.0.....Tom Malone, USC, 2003 (42-2060)
4. **48.5.....Race Porter, Washington, 2021 (53-2572)**
5. 48.0.....Tom Hackett, Utah, 2015 (61-2925)
6. **47.8.....Josh Watts, Colorado, 2021 (66-3154)**
6. 47.4.....Mitch Wishnowsky, Utah, 2016 (64-3053)
7. 47.1.....Josh Hubner, Arizona State, 2012 (52-2451)
8. 46.7.....Oscar Draguicevich III, Washington State, 2020 (19-888)



- 9. 46.7Tom Hackett, Utah, 2014 (80-3736)
- 10. 46.5Sean Sellwood, Utah, 2012 (38-1768)
- 11. 46.1Drew Riggleman, Arizona, 2014 (76-3501)
- 12. 46.0Michael Turk, Arizona State, 2019 (67-3082)
- 46.0Kyle Dugandzic, Arizona, 2011 (40-1840)
- 46.0Josh Bidwell, Oregon, 1998 (51-2346)
- 15. 45.9Jackson Rice, Oregon, 2011 (48-2201)
- 16. 45.8Stefan Flintoft, UCLA, 2018 (56-2565)
- 45.8Jeff Locke, UCLA, 2010 (64-2934)
- 45.8Art Steffan, UCLA, 1948 (17-779)
- 19. 45.7Stephen Baker, Arizona State, 1998 (56-2561)
- 45.7Doug Robison, Stanford, 1987 (44-2011)

CAREER PUNTING

- 1. 45.7Mitch Wishnowsky, Utah, 2016-18 (175 punts-8,004 yards)
- 2. 45.2Tom Hackett, Utah, 2012-15 (242-10,933)
- 3. 44.6Kirk Wilson, UCLA, 1956-58 (77-3432)
- 4. 44.4Kiel Rasp, Washington, 2008-11 (107-4753)
- 44.4Kyle Dugandzic, Arizona, 2011-12 (92-4084)
- 6. 44.2Jeff Locke, UCLA, 2009-12 (275-12,163)
- 44.2Nick Folk, Arizona, 2003-06 (96-4242)
- 8. 44.1Des Koch, USC, 1951-53 (110-4846)
- 9. 44.0Tom Malone, USC, 2002-05 (185-8148)
- 44.0Drew Riggleman, Arizona, 2013-15 (184-8101)
- 44.0Josh Hubner, Arizona State, 2011-12 (114-5013)
- 44.0Trevor Hankins, ASU, 2008-10 (130-5715)
- 44.0Scott Tabor, California, 1986-87 (118-5187)
- 14. 43.8Jim Wren, USC, 1996-97 (142-6222)
- 43.8Jake Bailey, Stanford, 2015-18 (185-8,104)
- 16. 43.7Stefan Flintoft, UCLA, 2016-18 (135-5897)
- 17. 43.5Bryan Anger, California, 2008-11 (255-11,094)
- 18. 43.4Blake Maimone, Oregon, 2015-19 (107-4645)
- 19. 43.4Dainard Paulson, Oregon State, 1958-59 (67-2908)
- 20. 43.4Gavin Hedrick, Washington State, 1974-77 (217-9409)

FIELD GOALS IN A SEASON

- 1. 30Matt Gay, Utah, 2017
- 2. 29John Lee, UCLA, 1084
- 3. 28Kai Forbath, UCLA, 2009
- 28Justin Medlock, UCLA, 2006
- 28Louis Zendejas, Arizona State, 1983
- 6. 27Drew Dunning, Washington State, 2006
- 7. 26Matt Gay, Utah, 2018
- 26Zane Gonzalez, Arizona State, 2015
- 9. 25Zane Gonzalez, Arizona State, 2013
- 25Kai Forbath, UCLA, 2009
- 25Chuck Nelson, Washington, 1982
- 12. 243 times, last: Thomas Weber, Arizona State, 2007

FIELD GOALS IN A CAREER

- 1. 96Zane Gonzalez, Arizona State, 2013-16
- 2. 85Kai Forbath, UCLA, 2007-10
- 3. 85John Lee, UCLA, 1982-85
- 4. 84Andy Phillips, Utah, 2013-16
- 5. 81Louis Zendejas, Arizona State, 1981-84
- 6. 80Jeff Jaeger, Washington, 1983-86
- 80Alexis Serna, Oregon State, 2004-07
- 8. 77Max Zendejas, Arizona, 1982-85
- 9. 70Justin Medlock, UCLA, 2003-06
- 10. 68Drew Dunning, Washington State, 2000-03
- 68Ka'imi Fairbairn, UCLA, 2012-15
- 68Thomas Weber, Arizona State, 2007-10
- 13. 63Jason Hanson, Washington State, 1988-91
- 63Jordan Williamson, Stanford, 2011-14
- 15. 61John Anderson, Washington, 1999-2002
- 16. 60Matt Anderson, California, 2014-17
- 17. 59John Hopkins, Stanford, 1987-1990
- 59Chuck Nelson, Washington, 1980-82
- 19. 57Bjorn Merten, UCLA, 1993-96
- 57Quin Rodriguez, USC, 1987-90
- 21. 56Matt Gay, Utah, 2017-18
- 22. 54Jet Toner, Stanford, 2017-20
- 23. 53Trevor Romaine, Oregon State, 2011-14

SEASON SCORING

- 1. 172Toby Gerhart, Stanford, 2009 (28 TD-PAT 2*-0 FG)
- 2. 156LenDale White, USC, 2005 (26-0-0)
- 156Skip Hicks, UCLA, 1997 (26-0-0)
- 4. 150Corey Dillon, Washington, 1996 (23-0-0)
- 5. 144Myles Gaskin, Washington, 2017 (24-0-0)
- 144Ka'Deem Carey, Arizona, 2012 (24-0-0)
- 144LaMichael James, Oregon, 2010 (24-0-0)
- 8. 138Zane Gonzales, Arizona State, 2013 (0-63-25)
- 138Kenjon Barner, Oregon, 2012 (23-0-0)
- 138Marcus Allen, USC, 1981 (23-0-0)
- 138O.J. Simpson, USC, 1968 (23-0-0)
- 12. 133Aidan Schneider, Oregon, 2015 (0-67-22)
- 13. 132Tyler Gaffney, Stanford, 2013 (22-0-0)
- 132Jacquizz Rodgers, Oregon State, 2009 (22-0-0)
- 132Steven Jackson, Oregon State, 2003 (22-0-0)
- 132Tommy Vardell, Stanford, 1991 (22-0-0)
- 17. 131Duke Morrison, California, 1922 (18-20-1)
- 18. 130Matt Gay, Utah, 2017 (0-40-30)
- 130Zane Gonzalez, Arizona State, 2015 (0-52-26)
- 20. 126Tavion Thomas, Utah, 2021 (21-0-0)
- 126Bishop Sankey, Washington, 2013 (21-0-0)
- 22. 125Hugh McElhenny, Washington, 1951 (17-23-0)
- 23. 123Matt Gay, Utah, 2018 (0-45-26)
- 123Cameron Van Winkle, Washington, 2016 (0-75-16)
- 123Casey Skowron, Arizona, 2014 (1-57-20)
- 26. 122Ryan Killeen, USC, 2003 (0-65-19)
- 27. 121Conrad Ukropina, Stanford, 2015 (0-67-18)
- 28. 120Ronald Jones II, USC, 2017 (20-0-0)
- 120Marion Grice, Arizona State, 2013 (20-0-0)
- 120Ka'Deem Carey, Arizona, 2013 (20-0-0)
- 120LaMichael James, Oregon, 2011 (20-0-0)
- 120Maurice Drew, UCLA, 2005 (20-0-0)
- 120Terry Battle, Arizona State, 1996 (20-0-0)
- 120Skip Hicks, UCLA, 1996 (20-0-0)

CAREER SCORING

- 1. 494Zane Gonzalez, Arizona State, 2013-16 (0 TD-201 PAT-96 FG)
- 2. 413Ka'imi Fairbairn, UCLA, 2012-15 (0-209-68)
- 3. 427Andy Phillips, Utah, 2013-16 (0-175-84)
- 4. 390John Lee, UCLA, 1982-85 (0-135-85)
- 5. 384Royce Freeman, Oregon, 2014-17 (60-0-0)
- 384Alexis Serna, Oregon State, 2004-07 (0-144-80)
- 7. 380Luis Zendejas, Arizona State, 1981-84 (0-137-81)
- 380Jeff Jaeger, Washington, 1983-86 (0-125-85)
- 9. 377Jordan Williamson, Stanford, 2011-14 (0-176-67)
- 10. 372Myles Gaskin, Washington, 2015-18 (62-0-0)
- 11. 366Ken Simonton, Oregon State, 1998-2001 (60-3*-0)
- 12. 364Aidan Schneider, Oregon, 2014-17 (0-211-51)
- 13. 363John Anderson, Washington, 1999-2002 (0-159-68)
- 14. 360Max Zendejas, Arizona, 1982-85 (0-123-79)
- 15. 357Kai Forbath, UCLA, 2007-10 (0-102-85)
- 357Justin Medlock, UCLA, 2003-06 (0-147-70)
- 17. 348LaMichael James, Oregon, 2009-11 (58-0-0)
- 18. 342LenDale White, USC, 2003-05 (57-0-0)
- 19. 336Drew Dunning, Washington State, 2000-03 (0-132-68)
- 20. 330Ryan Killeen, USC, 2002-04 (0-177-51)
- 330Skip Hicks, UCLA, 1993-97 (55-0-0)
- 22. 328Jason Hanson, Washington State, 1988-1991 (0-139-63)
- 23. 327Cameron Van Winkle, Washington, 2013-16 (0-171-52)
- 24. 320Charles White, USC, 1976-79 (53-1*-0)
- 25. 317Quin Rodriguez, USC, 1987-90 (0-146-57)
- 26. 316Matt Anderson, California, 2014-17 (0-136-60)
- 27. 315Jared Siegel, Oregon, 2001-04 (0-171-48)
- 28. 314Anthony Davis, USC, 1972-74 (52-1*-0)
- 29. 313Jesse Ainsworth, Arizona State, 2003-06 (0-160-51)
- 30. 312Ka'Deem Carey, Arizona, 2011-13 (52-0-0)

* indicates two point conversions

SEASON TACKLES

- 1. 219Michael Jackson, Washington, 1977
- 2. 211Byron Evans, Arizona, 1985
- 3. 210Byron Evans, Arizona, 1986
- 4. 206Tom Graham, Oregon, 1969
- 206Rex Moore, USC, 1986

| | | |
|-----|----------|------------------------------------|
| 6. | 204..... | David Rill, Washington, 1985 |
| 7. | 201..... | Dan Lloyd, Washington, 1973 |
| 8. | 200..... | Mike Baldassin, Washington, 1976 |
| 9. | 196..... | Gordy Ceresino, Stanford, 1977 |
| 10. | 190..... | Bruce Beekley, Oregon, 1978 |
| | 188..... | David Rill, Washington, 1987 |
| 12. | 186..... | Steve Brown, Oregon State, 1972 |
| 13. | 185..... | Dave Pear, Washington, 1973 |
| 14. | 184..... | Steve Rennie, Oregon, 1971 |
| 15. | 182..... | Evan Weaver, California, 2019 |
| 16. | 176..... | Ben Burr-Kirven, Washington, 2018 |
| | 176..... | Ricky Hunley, Arizona, 1983 |
| 18. | 173..... | Ricky Hunley, Arizona, 1982 |
| | 173..... | Dave Wyman, Stanford, 1986 |
| 20. | 172..... | Mark Tingstad, Arizona State, 1988 |
| 21. | 170..... | Bruce Beekley, Oregon, 1977 |
| | 170..... | Ricky Andrews, Washington, 1988 |
| 23. | 167..... | Hardy Nickerson, California, 1985 |
| | 167..... | Gordy Ceresino, Stanford, 1978 |
| 25. | 159..... | David Ortega, California, 1989 |
| 26. | 168..... | Michael Jackson, Washington, 1978 |
| | 168..... | James Clifford, Washington, 1989 |
| 28. | 164..... | Jim Merlo, Stanford, 1972 |

CAREER TACKLES

| | | |
|-----|----------|--|
| 1. | 578..... | Michael Jackson, Washington, 1975-78 |
| 2. | 575..... | David Rill, Washington, 1984-87 |
| 3. | 571..... | Gordy Ceresino, Stanford, 1975-78 |
| 4. | 566..... | Ricky Hunley, Arizona, 1980-83 |
| 5. | 559..... | Byron Evans, Arizona, 1983-86 |
| 6. | 525..... | David Ortega, California, 1986-89 |
| 7. | 524..... | Lee Blakeney, Washington State, 1980-81, 83-84 |
| 8. | 502..... | Dan Lloyd, Washington, 1972-75 |
| 9. | 501..... | Hardy Nickerson, California, 1983-86 |
| 10. | 486..... | Ken Driscoll, Washington, 1979-82 |
| 11. | 481..... | Eric Kendrick, UCLA, 2011-14 |
| | 481..... | Keith Davis, USC, 1991-94 |
| 13. | 468..... | Jerry Robinson, UCLA, 1975-78 |
| 14. | 469..... | Jerott Willard, California, 1991-94 |
| 15. | 462..... | Dave Wyman, Stanford, 1982-84, 1986 |
| 16. | 440..... | Anthony McClanahan, Washington State, 1990-93 |
| 17. | 436..... | Brian Forde, Washington State, 1984-87 |
| 18. | 433..... | Tom Graham, Oregon, 1969-71 |
| 19. | 430..... | Jono Tunney, Stanford, 1987-90 |
| 20. | 429..... | Bruce Beekley, Oregon, 1976-78 |
| 21. | 425..... | Greg Battle, Arizona State, 1982-85 |
| 22. | 412..... | Evan Weaver, California, 2016-19 |
| 23. | 415..... | Steve Brown, Oregon State, 1970-72 |
| 24. | 405..... | Marcus Bell, Arizona, 1996-99 |
| 25. | 405..... | Don Rogers, UCLA, 1980-83 |
| 26. | 402..... | Spencer Havner, UCLA, 2002-05 |

SEASON TACKLES FOR LOSS

(Kept since 1990, includes Sacks)

| | Year | G | No. | Yds. | |
|-----|-------------------------------|------|-----|------|-----|
| 1. | Terrell Suggs, ASU..... | 2002 | 14 | 31.5 | 203 |
| 2. | Scooby Wright III, ARIZ..... | 2014 | 14 | 29.0 | 96 |
| 3. | Ron George, STAN..... | 1990 | 11 | 28 | 144 |
| 4. | Tedy Bruschi, ARIZ..... | 1993 | 11 | 27.5 | 171 |
| 5. | Kenechi Udeze, USC..... | 2003 | 13 | 26 | 137 |
| | Robert Thomas, UCLA..... | 2001 | 11 | 26 | 82 |
| | Duane Clemons, CAL..... | 1995 | 11 | 26 | 103 |
| | Ron George, STAN..... | 1992 | 13 | 26 | 141 |
| 9. | Hau'oli Kikaha, WASH..... | 2014 | 14 | 25.0 | 139 |
| 10. | Will Sutton, ASU..... | 2012 | 12 | 23.5 | 130 |
| | Brian Price, UCLA..... | 2009 | 13 | 23.5 | 96 |
| 12. | Kailee Wong, STAN..... | 1996 | 12 | 24 | 134 |
| 13. | Trent Murphy, STAN..... | 2013 | 14 | 23.5 | 147 |
| 14. | Zack Follett, CAL..... | 2008 | 13 | 23 | 138 |
| | Kevin Mitchell, ORE..... | 2001 | 12 | 23 | 58 |
| | Willie McGinest, USC..... | 1992 | 12 | 23 | 99 |
| | Derrick Rodgers, ASU..... | 1996 | 11 | 23 | 139 |
| | Sekou Sanyika, CAL..... | 1998 | 11 | 23 | 125 |
| 19. | Hamilcar Rashed Jr., OSU..... | 2019 | 12 | 22.5 | 131 |
| | Hercules Mata'afa, WSU..... | 2017 | 13 | 22.5 | 96 |
| | Nick Reed, ORE..... | 2007 | 13 | 22.5 | 115 |

| | | | | | |
|-----|-----------------------------|------|----|----|-----|
| 22. | Devin Lloyd, UTAH..... | 2021 | 14 | 22 | 97 |
| | Chase Hansen, UTAH..... | 2018 | 14 | 22 | 81 |
| | Tully Banta-Cain, CAL..... | 2002 | 12 | 22 | 126 |
| | Manase Hopoi, WASH..... | 2004 | 11 | 22 | 97 |
| | DeWayne Patterson, WSU..... | 1993 | 11 | 22 | 150 |
| | Kailee Wong, STAN..... | 1997 | 11 | 22 | 110 |
| | Jason Chorak, WASH..... | 1996 | 11 | 22 | 105 |
| | Rob Waldrop, ARIZ..... | 1992 | 11 | 22 | 88 |
| | Brett Wallerstedt, ASU..... | 1992 | 11 | 22 | 82 |
| | Marvcus Patton, UCLA..... | 1989 | 11 | 22 | 119 |

CAREER TACKLES FOR LOSS

(Kept since 1990, includes Sacks)

| | | |
|-----|-----------|--|
| 1. | 74.0..... | Tedy Bruschi, Arizona, 1991-95 |
| 2. | 65.5..... | Terrell Suggs, Arizona State, 2000-02 |
| 3. | 63.0..... | Sekou Sanyika, California, 1996-99 |
| 4. | 62.0..... | Ron George, Stanford, 1990-92 |
| 5. | 61.5..... | Jason Chorak, Washington, 1994-97 |
| 6. | 59.5..... | Bill Swancutt, Oregon State, 2001-04 |
| 7. | 57.0..... | Shante Carver, Arizona State, 1990-93 |
| 8. | 55.5..... | Inoke Breckterfield, Oregon State, 1995-98 |
| 9. | 55.0..... | Andre Carter, California, 1997-2000 |
| 10. | 54.0..... | Jerrott Willard, California, 1991-94 |
| | 54.0..... | Kailee Wong, Stanford, 1994-97 |
| 12. | 53.0..... | Adam Archuleta, Arizona State, 1997-2000 |
| | 53.0..... | Saul Patu, Oregon, 1997-2000 |
| | 53.0..... | Riall Johnson, Stanford, 1997-2000 |
| | 53.0..... | Richard Seigler, Oregon State, 2000-03 |
| | 53.0..... | Kenechi Udeze, USC, 2001-03 |
| 17. | 52.5..... | Trent Murphy, Stanford, 2010-13 |
| | 52.5..... | DeWayne Patterson, Washington State, 1991-94 |
| 19. | 52.0..... | Tully Banta-Cain, California, 1999-2002 |
| | 52.0..... | Lawrence Jackson, USC, 2004-07 |
| 21. | 51.5..... | Hau'oli Kikaha, Washington, 2011-14 |
| | 51.5..... | Nick Reed, Oregon, 2005-08 |
| 23. | 51.0..... | Zack Follett, California, 2005-08 |
| 24. | 50.5..... | Chase Thomas, Stanford, 2009-12 |
| 25. | 49.0..... | Joe Tafoya, Arizona, 1997-2000 |
| | 49.0..... | Regan Upshaw, California, 1993-95 |

SEASON SACKS

| | | |
|-----|-----------|---|
| 1. | 24.0..... | Terrell Suggs, Arizona State, 2000 |
| 2. | 20.0..... | Tim Ryan, USC, 1989 |
| 3. | 19.0..... | Hau'oli Kikaha, Washington, 2014 |
| | 19.0..... | Tedy Bruschi, Arizona, 1993 |
| | 19.0..... | Al Harris, Arizona State, 1978 |
| 6. | 18.5..... | Nate Orchard, Utah, 2014 |
| 7. | 17.0..... | Duncan McColl, Stanford, 1976 |
| | 17.0..... | DeWayne Patterson, 1993 |
| 9. | 16.5..... | Dave Ball, UCLA, 2003 |
| | 16.5..... | Kenechi Udeze, USC, 2003 |
| | 16.5..... | D.D. Acholonu, Washington State, 2003 |
| 12. | 16.0..... | Willie McGinest, USC, 1992 |
| 13. | 15.0..... | Trent Murphy, Stanford, 2013 |
| | 15.0..... | Ron George, Stanford, 1992 |
| | 15.0..... | Riall Johnson, Stanford, 2000 |
| 16. | 14.5..... | Hunter Dimick, Utah, 2016 |
| | 14.5..... | Tedy Bruschi, Arizona, 1995 |
| | 14.5..... | Ryan Riddle, California, 2004 |
| | 14.5..... | Jason Chorak, Washington, 1996 |
| 20. | 14.0..... | Hamilcar Rashed Jr., Oregon State, 2019 |
| | 14.0..... | Scooby Wright III, Arizona, 2014 |
| | 14.0..... | Bob Kohrs, Arizona State, 1978 |
| | 14.0..... | Riall Johnson, Stanford, 1999 |
| | 14.0..... | Kailee Wong, STAN, 1996 |
| 25. | 13.5..... | Anthony Barr, UCLA, 2012 |
| | 13.5..... | Andre Carter, California, 2000 |
| | 13.5..... | DeWayne Patterson, Washington State, 1994 |

CAREER SACKS

| | | |
|----|-----------|---------------------------------------|
| 1. | 55.0..... | Tedy Bruschi, Arizona, 1992-95 |
| 2. | 44.0..... | Terrell Suggs, Arizona State, 2000-02 |
| 3. | 41.0..... | Shante Carver, Arizona State, 1990-93 |



- 4. 38.0.....Marcus Cotton, USC, 1984-87
5. 37.5.....DeWayne Patterson, Washington State, 1991-94
6. 37.0.....Bill Swancutt, Oregon State, 2001-04
7. 36.0.....Hau'oli Kikaha, Washington, 2011-14
36.0.....Riall Johnson, Stanford, 1997-2000
9. 33.0.....Ron George, Stanford, 1990-92
10. 32.5.....Trent Murphy, Stanford, 2010-13
32.5.....D.D. Acholonu, Washington State, 2000-03
12. 31.0.....Dexter Davis, Arizona State, 2006-09
31.0.....Andre Carter, California, 1997-2000
14. 30.0.....Bradlee Anae, Utah, 2016-19
15. 30.5.....Dave Ball, UCLA, 2000-03
30.5.....Lawrence Jackson, USC, 2004-07
17. 30.0.....Daniel Te'o-Nesheim, Washington, 2006-09
18. 29.5.....Hunter Dimick, Utah, 2013-16
29.5.....Nick Reed, Oregon, 2005-08
29.5.....Mkristo Bruce, Washington State, 2003-06
21. 29.0.....Ernest Jones, Oregwon, 1990-93
29.0.....Bruce Davis, UCLA, 2004-07
29.0.....Willie McGinest, USC, 1990-93
24. 28.0.....Regan Upshaw, California, 1993-95
28.0.....Ron Holmes, Washington, 1981-84
28.0.....Kailee Wong, Stanford, 1994-97

SEASON INTERCEPTIONS

- 1. 14.....Al Worley, Washington, 1968
2. 13.....George Shaw, Oregon, 1951
3. 12.....Bill Albrecht, Washington, 1951
4. 11.....Carlton Gray, UCLA, 1991
5. 10.....Rahim Moore, UCLA, 2009
10.....Jake Leicht, Oregon, 1945
10.....Lamont Thompson, Washington State, 2001
8. 9.....Chuck Cecil, Arizona, 1987
9.....Deltha O'Neal, California, 1999
9.....Steve Smith, Oregon, 2001
9.....Bill Sheffield, Oregon State, 1949
9.....Dan Espalin, Oregon State, 1962
9.....Teddy Johnson, Oregon State, 1986
9.....Phil Moffatt, Stanford, 1930
9.....Bobby Garrett, Stanford, 1953
9.....Bob Stiles, UCLA, 1965
9.....Joe Psaltis, USC, 1952
18. 8.....18 times, most recent:
.....Daymeion Hughes, California, 2006

CAREER INTERCEPTIONS

- 1. 24.....Lamont Thompson, Washington State, 1997-99, 01
2. 21.....Chuck Cecil, Arizona, 1984-87
3. 20.....Mitch Meeuwesen, Oregon State, 2001-04
20.....Phil Moffatt, Stanford, 1929-31
20.....Artimus Parker, USC, 1971-73
6. 19.....Kenny Easley, UCLA, 1977-80
7. 18.....Mike Richardson, Arizona State, 1979-82
18.....Chris McAlister, Arizona, 1996-98
18.....George Shaw, Oregon, 1951-54
18.....Danny Reece, USC, 1973-75
18.....Al Worley, Washington, 1966-68
12. 17.....Jake Leicht, Oregon, 1945-47
17.....Jairus Byrd, Oregon, 2006-08
17.....Toi Cook, Stanford, 1984-85
15. 16.....Tim Smith, Stanford, 1996-98
16.....Carlton Gray, UCLA, 1989-92
16.....Dennis Smith, USC, 1977-80
16.....Larry Hatch, Washington, 1946-48
16.....Jason David, Washington State, 2000-03
16.....Ken Wiedemann, California, 1967-69
21. 15.....Deone Bucannon, Washington State, 2010-13
15.....Antoine Cason, Arizona, 2004-07
15.....Daymeion Hughes, California, 2003-06
15.....Chris Oldham, Oregon, 1987-89
15.....Dan Espalin, Oregon State, 1962-64
15.....Sabby Piscitelli, Oregon State, 2003-06
15.....James Washington, UCLA, 1984-87

BOLD indicates returning player

PASSING

- 1. 99.....Jeff Tuel to Johnny Forzani, WSU vs. Arizona State, 2009
99.....Jason Johnson to Brandon Marshall, ARIZ vs. Idaho, 2001
3. 98.....Jake Locker to Marcel Reece, WASH vs. Arizona, 2007
98.....Joe Borchard to Troy Walters, STAN vs. UCLA, 1999
5. 97.....Jonathan Smith to Chad Johnson, OSU vs. Stanford, 2000
97.....Steve Birnbaum to Nian Taylor, WSU vs. Idaho, 1998
97.....Matt Koffler to R. Jay Soward, USC vs. Illinois, 1996
8. 96.....Steven Montez to K.D. Nixon, COLO vs. Nebraska, 2019
96.....Jim Plunkett to Randy Vataha, STAN vs. Washington State, 1970
10. 95.....Kedon Slovis to Amon St. Brown, USC vs. Arizona State, 2019
95.....Brandon Dawkins to Trey Griffey, ARIZ at Arizona State, 2015
95.....Wayne Cook to J.J. Stokes, UCLA vs. Washington, 1993
95.....Jeff Van Raaphorst to Aaron Cox, ASU vs. USC, 1985
95.....Tom Blanchard to Bob Newland, ORE vs. Illinois, 1970
15. 94.....Dorian Thompson-Robinson to Demetric Felton, UCLA at WSU 2019
94.....Bobby Watters to Alonzo Washington, ARIZ vs N.M.,1987
16. 93.....Kevin Hogan to Bryce Love, STAN vs. UCF, 2015
93.....Mike Bercovici to Demario Richard, ASU vs. New Mexico, 2015
93.....Brett Hundley to Devin Fuller, UCLA vs. Utah, 2014
93.....Carson Palmer to Kareem Kelly, USC vs. Oregon, 2001
93.....Mike Frankovich to Ransom Livesay, UCLA vs. Oregon, 1932
21. 92.....Anu Solomon to Austin Hill, ARIZ vs. UNLV, 2014
92.....Jared Goff to Daniel Lasco, CAL vs. Colorado, 2014
92.....Nic Costa to Andre Thurman, ARIZ vs. UCLA, 2002
92.....Steve Stenstrom to Glyn Milburn, STAN vs. Oregon State, 1991
92.....Ladd McKittrick to Reggie Bynum, OSU vs. WSU, 1983
92.....Tom Tunnicliffe to Brian Holland, ARIZ vs. Arizona State, 1982
92.....Bill Bolden to Ron Copeland, UCLA vs. Syracuse, 1967

RUSHING

- 1. 98.....Mark Malone, ASU vs. Utah State, 1979
98.....Bill Powell, CAL vs. Oregon State, 1951
3. 96.....T.J. Pledger, UTAH at Stanford, 2021
96.....Trung Canidate, ARIZ vs. San Diego State, 1997
96.....LaVale Woods, USC vs. Oregon State, 1996
96.....John Wilson, CAL vs. San Jose State, 1954
96.....Bill Rogers, STAN vs. Oregon State, 1952
8. 94.....Gary Brightwell, ARIZ vs. Northern Arizona, 2019
94.....Nic Grisby, ARIZ vs. Northern Arizona, 2009
94.....Casey Moore, STAN vs. California, 1999
94.....Zeph Lee, USC vs. Utah State, 1984
94.....Dwight Ford, USC vs. Texas A&M, 1977 (Bluebonnet Bowl)
13. 93.....Rachaad White, ASU at Arizona, 2020
93.....Jahvid Best, CAL vs. UCLA, 2009
93.....J.R. Redmond, ASU vs. New Mexico, 1997
93.....Willie Brown, USC vs. Southern Methodist, 1961
93.....Chuck Cheshire, UCLA vs. Montana, 1934
18. 92.....Victor Bolden, OSU vs. Idaho State, 2016
92.....Paul Perkins, UCLA vs. Colorado, 2014
92.....DeShaun Foster, UCLA vs. Washington, 2001
92.....Skip Hicks, UCLA vs. Washington State, 1997
92.....Deon Strother, USC vs. California, 1991
92.....Joe Kapp, CAL vs. Oregon, 1958
92.....Dean Derby, WASH vs. Illinois, 1956
92.....Bob Smith, ORE vs. Idaho, 1938

PUNT RETURNS

- 1. 100....Anthony Prior, WSU vs. USC, 1991
100....Don Guest, CAL vs. Washington State, 1966
100....Hugh McElhenny, WASH vs. USC, 1951
4. 98.....Bralon Addison, ORE at Michigan State, 2015
5. 97.....Dwayne Owens, OSU vs. UCLA, 1992
6. 96.....Craig Bragg, UCLA vs. USC, 2004
96.....Curtis Conway, USC vs. Oregon, 1992
8. 95.....DeSean Jackson, CAL vs. Arizona, 2006
9. 94.....Kermit Alexander, UCLA vs. Stanford, 1961
10. 93.....Dante Pettis, WASH at Boise State, 2015
93.....Nelson Agholor, USC at California, 2013
93.....Ernie Merk, USC vs. Minnesota, 1955
13. 92.....N'Keal Harry, ASU vs. USC, 2018
92.....Thomas Henley, STAN vs. Oregon, 1986
92.....Steve Bramwell, WASH vs. Oregon State, 1963

- 92..... Grover Garvin, CAL vs. Washington State, 1959
 92..... Woodley Lewis, ORE vs. Oregon State, 1949
 18. 91..... Joe Jarzynka, WASH vs. California, 1998

KICKOFF RETURNS

1. 100, 54 times. Most recently,
 **Nikko Reed, COLO at Utah, 2021**

Last 100-yard return by school:

Arizona: Travis Cobb, ARIZ vs. Iowa, 2010

Arizona State: D.J. Taylor, ASU at Arizona, 2020

California: Trevor Davis, CAL vs. Washington State, 2014

Colorado: Nikko Reed, COLO at Utah, 2021

Oregon: Mykael Wright, ORE at USC, 2019

Oregon State: Victor Bolden, OSU at Washington State, 2015

Stanford: Ty Montgomery, STAN at Utah, 2013

UCLA: Kazmeir Allen, UCLA at USC, 2021

USC: Velus Jones, USC vs. Fresno State, 2019

Utah: Kaelin Clay, UTAH vs. Idaho State, 2014

Washington: John Ross, WASH vs. UCLA, 2014

Washington State: Travell Harris, WSU vs. Eastern Washington, 2018

INTERCEPTION RETURNS

1. 100.... Jaylon Johnson, UTAH vs. Colorado, 2018
 100.... Tyree Robinson, ORE vs. Boise State, 2017
 100.... Nick Fisher, COLO vs. California, 2017
 100.... Troy Nolan, ASU vs. UCLA, 2008
 100.... R.J. Oliver, ASU vs. Northern Arizona, 2003
 100.... Matt Nixon, CAL vs. Baylor, 2002
 100.... Emmanuel Franklin, ASU vs. San Diego State, 2001
 100.... Deltha O'Neal, CAL vs. Oregon, 1999
 100.... John Hardy, CAL vs. Wisconsin, 1990
 100.... Dennis Price, UCLA vs. California, 1987
 100.... Chuck Cecil, ARIZ vs. Arizona State, 1986
 100.... Alan Dial, UCLA vs. Oregon State, 1986
 100.... Jimmy Allen, UCLA vs. California, 1973
 100.... Jim Jurkovich, CAL vs. USC, 1940
 15. 99..... Marvin Goodwin, UCLA vs. Brigham Young, 1993
 99..... Ken Klein, ORE vs. Air Force, 1966
 99..... Bud Langley, USC vs. Notre Dame, 1936
 18. 98..... Will Derting, WSU vs. Nevada, 2002
 98..... Mikal Smith, ARIZ vs. Arizona State, 1996
 98..... Abdul McCullough, UCLA vs. Arizona State, 1994
 98..... Phil Parslow, UCLA vs. Illinois, 1958
 22. 97..... Dior Mathis, ORE at Virginia, 2013
 97..... Mike Scurlock, ARIZ vs. California, 1994
 97..... Kenny Wheaton, ORE vs. Washington, 1994
 97..... Kenny Bryant, ORE vs. Texas Christian, 1977

FIELD GOALS

1. 62..... Jason Hanson, WSU vs. UNLV, 1991
 2. **60..... Everett Hayes, OSU at Colorado, 2021**
 60..... Ka'imi Fairbairn, UCLA vs. California, 2015
 60..... Andrew Furney, WSU vs. Eastern Washington, 2012
 60..... Don Shafer, USC vs. Notre Dame, 1986
 6. 59..... Zane Gonzalez, ASU at Colorado, 2016
 59..... Jared Siegel, ORE at UCLA, 2002
 59..... Mark Harmon, STAN vs. Purdue, 1981
 59..... Rod Garcia, STAN vs. USC, 1973
 10. 58..... Alexis Serna, OSU vs. California, 2006
 58..... Jason Hanson, WSU vs. Arizona State, 1990
 58..... Chris Mangold, OSU vs. San Jose State, 1983
 58..... Jason Hanson, WSU vs. Brigham Young, 1989
 14. 57..... Lucas Havrisik, ARIZ vs Utah, 2021
 57..... Lucas Havrisik, ARIZ vs. Washington State, 2017
 57..... Rian Lindell, WSU vs. Boise State, 1997
 57..... Max Zendejas, ARIZ vs. Arizona State, 1985
 57..... Mark Harmon, STAN vs. Illinois, 1984
 57..... Roy Geiger, ORE vs. Washington State, 1977
 57..... Paul Watson, WSU vs. Idaho, 1977

57..... Jon Prasuhn, ARIZ vs. Pacific, 1995

22. 56..... Cole Becker, COLO at UTAH, 2021

- 56..... Matt Gay, UTAH vs. Washington State, 2017
 56..... Erik Powell, WSU at Arizona, 2017
 56..... Matt Gay, UTAH vs. San Jose State, 2017
 56..... Nic Grasu, WSU vs. Oklahoma State, 2010
 56..... John Anderson, WASH vs. UCLA, 1999
 56..... Chris Sailer, UCLA vs. Oregon, 1997
 56..... Tommy Thompson, ORE vs. Washington, 1992
 56..... Ken Naber, STAN vs. UCLA, 1979
 56..... Steve Buettner, ORE vs. Air Force, 1971
 56..... Don Martin, WASH vs. Air Force, 1967

PUNTS

1. 89..... Scott Tabor, CAL vs. USC, 1987
 2. 87..... Kyle Basler, WSU vs. Arizona, 2004
 3. 85..... Ernie Zampese, USC vs. Wisconsin, 1956
 4. 84..... Jake Bailey, STAN vs. California, 2018
 84..... Reid Forrest, WSU vs. Stanford, 2010
 84..... Dan Melville, CAL vs. Nebraska, 1978
 7. 83..... Keenyn Crier, ARIZ at USC, 2007
 83..... Gavin Hedrick, WSU vs. California, 1975
 9. 82..... Kiel Rasp, WASH vs. California, 2010
 82..... Sean Douglas, WASH vs. Oklahoma, 2006
 82..... Gavin Hedrick, WSU vs. California, 1977
 12. 81..... Jeff Locke, UCLA vs. Arizona, 2009
 81..... Sean Douglas, WASH vs. Oklahoma, 2006
 81..... Rob Myers, WSU vs. USC, 1989
 81..... Chris Sailer, UCLA vs. Washington State, 1995
 16. 80..... Derek McLaughlin, WASH at Oregon, 2002
 80..... Sergio Vega, ARIZ vs. UCLA, 1980
 80..... Richard Emerson, WSU vs. Oklahoma, 1938
 19. 79..... Frankie Albert, STAN vs. Oregon State, 1940
 20. 78..... Oscar Draguicevich III, WSU vs Oregon, 2020
 78..... Nick Folk, ARIZ vs. Oregon State, 2006
 78..... Sean Douglas, WASH vs. Washington State, 2004
 78..... Scott Tabor, CAL vs. Washington, 1986
 78..... Mike Preacher, ORE vs. Nebraska, 1986

NOTE: Bob Waterfield (UCLA) had a 91 yard punt vs. March Air Force, a non-intercollegiate opponent, in 1942.

BOLD indicates returning player



2,750-YARD PASSING CLUB

| Player, School | Year | PA-PC-HI | TD | Pct | Yds |
|----------------------------|------|------------|----|------|-------|
| 1. Anthony Gordon, WSU | 2019 | 493-689-16 | 48 | .716 | 4,479 |
| 2. Gardner Minshew II, WSU | 2018 | 468-662-9 | 38 | .707 | 4,779 |
| 3. Jared Goff, CAL | 2015 | 529-341-13 | 43 | .645 | 4,719 |
| 4. Sean Mannion, OSU | 2013 | 603-400-15 | 37 | .663 | 4,662 |
| 5. Connor Halliday, WSU | 2013 | 714-449-22 | 34 | .628 | 4,597 |
| 6. Luke Falk, WSU | 2015 | 644-447-8 | 38 | .694 | 4,561 |
| 7. Luke Falk, WSU | 2016 | 633-443-11 | 38 | .700 | 4,468 |
| 8. Cody Pickett, WASH | 2002 | 612-365-14 | 28 | .596 | 4,458 |
| 9. Marcus Mariota, ORE | 2014 | 445-304-4 | 42 | .683 | 4,454 |
| 10. Nick Foles, ARIZ | 2011 | 560-387-14 | 28 | .691 | 4,329 |
| 11. Davis Webb, CAL | 2016 | 620-382-12 | 37 | .616 | 4,295 |
| 12. Sam Darnold, USC | 2017 | 480-303-13 | 26 | .631 | 4,143 |
| 13. Derek Anderson, OSU | 2003 | 510-261-24 | 24 | .512 | 4,058 |
| 14. Brock Osweiler, ASU | 2011 | 516-326-13 | 26 | .632 | 4,036 |
| 15. Jared Goff, CAL | 2014 | 510-316-7 | 35 | .620 | 3,973 |
| 16. Ryan Leaf, WSU | 1997 | 410-227-11 | 34 | .554 | 3,968 |
| 17. Carson Palmer, USC | 2002 | 489-309-10 | 33 | .632 | 3,942 |
| 18. Andrew Walter, ASU | 2002 | 483-274-15 | 28 | .567 | 3,877 |
| 19. Connor Halliday, WSU | 2014 | 526-354-11 | 32 | .673 | 3,873 |
| 20. Mike Bercovici, ASU | 2015 | 532-319-9 | 30 | .599 | 3,861 |
| 21. Cody Kessler, USC | 2014 | 452-315-5 | 39 | .697 | 3,826 |
| 22. Alex Brink, WSU | 2007 | 503-305-15 | 26 | .606 | 3,818 |
| 23. Matt Leinart, USC | 2005 | 431-283-8 | 28 | .657 | 3,815 |
| 24. Pat Barnes, CAL | 1996 | 420-250-8 | 31 | .595 | 3,812 |
| 25. Anu Solomon, ARIZ | 2014 | 540-313-9 | 28 | .580 | 3,793 |
| 26. Akili Smith, ORE | 1998 | 371-215-8 | 32 | .580 | 3,763 |
| 27. Josh Rosen, UCLA | 2017 | 452-283-10 | 26 | .626 | 3,756 |
| 28. Brett Hundley, UCLA | 2012 | 478-318-11 | 29 | .665 | 3,740 |
| 29. Willie Tuitama, ARIZ | 2007 | 525-327-12 | 28 | .623 | 3,683 |
| 30. Josh Rosen, UCLA | 2015 | 487-292-11 | 23 | .600 | 3,669 |
| 31. Marcus Mariota, ORE | 2015 | 386-245-4 | 31 | .634 | 3,665 |
| 32. Taylor Kelly, ASU | 2013 | 484-302-12 | 28 | .623 | 3,635 |
| 33. Rob Johnson, USC | 1993 | 449-308-6 | 29 | .686 | 3,630 |
| 34. Steve Stenstrom, STAN | 1993 | 455-300-14 | 27 | .659 | 3,627 |
| 35. Matt Scott, ARIZ | 2012 | 499-301-14 | 27 | .603 | 3,620 |
| 36. Derek Anderson, OSU | 2004 | 515-279-17 | 29 | .542 | 3,615 |
| 37. Luke Falk, WSU | 2017 | 534-357-13 | 30 | .669 | 3,593 |
| 38. Matt Leinart, USC | 2003 | 402-255-9 | 38 | .634 | 3,556 |
| 39. K.J. Costello, STAN | 2018 | 269-413-11 | 29 | .651 | 3,540 |
| 40. Cody Kessler, USC | 2015 | 446-298-7 | 29 | .668 | 3,536 |
| 41. Matt Barkley, USC | 2011 | 446-308-7 | 39 | .691 | 3,528 |
| 42. Andrew Luck, STAN | 2011 | 404-288-10 | 37 | .713 | 3,517 |
| 43. Jared Goff, CAL | 2013 | 531-320-10 | 18 | .602 | 3,508 |
| 44. Kedon Slovis, USC | 2019 | 282-392-9 | 30 | .719 | 3,502 |
| 45. Justin Herbert, ORE | 2019 | 286-428-6 | 32 | .668 | 3,471 |
| 46. Cade McNown, UCLA | 1998 | 357-207-11 | 25 | .580 | 3,470 |
| 47. Jake Browning, WASH | 2016 | 391-243-9 | 43 | .621 | 3,430 |
| 48. Jason Gesser, WSU | 2002 | 402-236-13 | 28 | .587 | 3,408 |
| 49. John David Booty, USC | 2006 | 436-269-9 | 29 | .617 | 3,347 |
| 50. Andrew Luck, STAN | 2010 | 372-263-8 | 32 | .707 | 3,338 |
| 51. Sean Mannion, OSU | 2011 | 473-305-18 | 16 | .645 | 3,328 |
| 52. Jason Johnson, ARIZ | 2002 | 410-239-13 | 16 | .583 | 3,327 |
| 53. Matt Leinart, USC | 2004 | 412-269-6 | 33 | .653 | 3,322 |
| 54. Derek Anderson, OSU | 2002 | 449-211-13 | 25 | .470 | 3,313 |
| 55. Matt Barkley, USC | 2012 | 387-246-15 | 36 | .636 | 3,273 |
| 56. Sean Canfield, OSU | 2009 | 446-303-7 | 21 | .679 | 3,271 |
| 57. Manny Wilkins, ASU | 2017 | 410-260-8 | 20 | .634 | 3,270 |
| 58. Drew Bledsoe, WSU | 1992 | 432-241-15 | 20 | .558 | 3,246 |
| 59. John Elway, STAN | 1982 | 405-262-12 | 24 | .646 | 3,242 |
| 60. Danny O'Neil, ORE | 1993 | 360-223-15 | 22 | .619 | 3,224 |
| 61. Mark Sanchez, USC | 2008 | 241-366-10 | 34 | .658 | 3,207 |
| 62. Rudy Carpenter, ASU | 2007 | 398-246-10 | 25 | .618 | 3,202 |
| 63. Sefo Lufau, COLO | 2014 | 498-325-15 | 28 | .653 | 3,200 |
| 64. Drew Olson, UCLA | 2005 | 378-242-6 | 34 | .640 | 3,198 |
| 65. Jake Browning, WASH | 2018 | 252-388-10 | 16 | .649 | 3,192 |
| 66. Nick Foles, ARIZ | 2010 | 426-286-10 | 20 | .671 | 3,191 |
| 67. Sean Mannion, OSU | 2014 | 453-282-8 | 15 | .623 | 3,164 |
| 68. Brett Hundley, UCLA | 2014 | 392-271-5 | 22 | .691 | 3,155 |
| 69. Steve Dils, STAN | 1978 | 419-264-15 | 25 | .630 | 3,153 |
| 70. Justin Herbert, ORE | 2018 | 240-404-8 | 29 | .594 | 3,151 |
| 71. Andrew Walter, ASU | 2004 | 426-244-9 | 30 | .573 | 3,150 |

| Player, School | Year | PA-PC-HI | TD | Pct | Yds |
|----------------------------------|-------------|------------------|-----------|-------------|--------------|
| 72. Jacob Eason, WASH | 2019 | 260-405-8 | 23 | .642 | 3,132 |
| 73. Cade McNown, UCLA | 1997 | 312-189-6 | 24 | .606 | 3,116 |
| 74. Timm Rosenbach, WSU | 1988 | 338-288-11 | 24 | .645 | 3,097 |
| 75. Tyler Huntley, UTAH | 2019 | 220-301-4 | 19 | .731 | 3,092 |
| Todd Husak, STAN | 1998 | 447-233-7 | 17 | .521 | 3,092 |
| 77. Willie Tuitama, ARIZ | 2008 | 259-399-8 | 23 | .649 | 3,088 |
| 78. Sam Darnold, USC | 2016 | 366-246-9 | 31 | .672 | 3,086 |
| 79. Bill Musgrave, ORE | 1989 | 401-231-16 | 22 | .576 | 3,081 |
| 80. Brett Hundley, UCLA | 2013 | 371-248-9 | 24 | .668 | 3,071 |
| 81. Keith Price, WASH | 2011 | 362-242-11 | 33 | .669 | 3,063 |
| 82. Jonathan Smith, OSU | 1999 | 425-207-7 | 15 | .487 | 3,053 |
| 83. Andrew Walter, ASU | 2003 | 421-221-10 | 24 | .525 | 3,044 |
| 84. Cody Pickett, WASH | 2003 | 454-257-13 | 15 | .566 | 3,043 |
| 85. Ross Bowers, CAL | 2017 | 461-272-12 | 18 | .590 | 3,039 |
| Taylor Kelly, ASU | 2012 | 359-241-9 | 29 | .671 | 3,039 |
| 87. Manny Wilkins, ASU | 2018 | 247-393-6 | 20 | .628 | 3,025 |
| 88. Matt Moore, OSU | 2006 | 378-229-7 | 18 | .606 | 3,022 |
| 89. Nate Longshore, CAL | 2006 | 377-227-13 | 24 | .602 | 3,021 |
| 90. Jason Gesser, WSU | 2001 | 375-199-13 | 26 | .531 | 3,010 |
| 91. Anthony Brown, ORE | 2021 | 390-250-7 | 18 | .641 | 2,989 |
| 92. Tom Ramsey, UCLA | 1982 | 336-209-10 | 21 | .622 | 2,986 |
| 93. Zach Maynard, CAL | 2011 | 405-231-12 | 17 | .570 | 2,990 |
| 94. Jim Plunkett, STAN | 1970 | 388-211-19 | 19 | .544 | 2,980 |
| 95. Steven Montez, COLO | 2017 | 377-228-9 | 18 | .605 | 2,975 |
| 96. Cody Kessler, USC | 2013 | 361-236-7 | 20 | .653 | 2,968 |
| 97. Keith Price, WASH | 2013 | 352-233-6 | 21 | .661 | 2,967 |
| Joey Harrington, ORE | 2000 | 405-214-14 | 22 | .528 | 2,967 |
| 99. Jake Browning, WASH | 2015 | 368-233-10 | 16 | .633 | 2,955 |
| 100. Matt Kegeles, WSU | 2003 | 394-218-15 | 21 | .553 | 2,947 |
| 101. Todd Husak, STAN | 1999 | 342-193-11 | 18 | .564 | 2,946 |
| 102. Jayden Daniels, ASU | 2019 | 205-338-2 | 17 | .607 | 2,943 |
| 103. Carson Palmer, USC | 2000 | 415-228-18 | 16 | .549 | 2,914 |
| 104. Aaron Rodgers, CAL | 2003 | 349-215-5 | 19 | .616 | 2,903 |
| 105. Alex Brink, WSU | 2006 | 396-241-10 | 19 | .609 | 2,899 |
| 106. Erik Wilhelm, OSU | 1988 | 442-275-9 | 18 | .622 | 2,896 |
| 107. Alex Brink, WSU | 2005 | 357-204-13 | 24 | .571 | 2,890 |
| 108. John Elway, STAN | 1980 | 379-248-11 | 27 | .654 | 2,889 |
| 109. Dave Barr, CAL | 1993 | 275-187-12 | 21 | .680 | 2,885 |
| 110. Tyler Hansen, COLO | 2011 | 412-231-11 | 20 | .561 | 2,883 |
| 111. Darron Thomas, ORE | 2010 | 361-222-9 | 30 | .615 | 2,881 |
| 112. Erik Wilhelm, OSU | 1986 | 470-283-17 | 8 | .602 | 2,871 |
| 113. Kevin Hogan, STAN | 2015 | 304-206-8 | 27 | .678 | 2,867 |
| 114. Kevin Riley, CAL | 2009 | 382-209-8 | 18 | .547 | 2,850 |
| 115. Steve Stenstrom, STAN | 1994 | 333-217-6 | 16 | .652 | 2,822 |
| 116. Kyle Boller, CAL | 2002 | 421-225-10 | 28 | .534 | 2,815 |
| 117. Rodney Peete, USC | 1988 | 359-223-12 | 18 | .621 | 2,812 |
| 118. Ryan Leaf, WSU | 1996 | 373-194-12 | 21 | .520 | 2,811 |
| 119. Steven Montez, COLO | 2019 | 255-405-8 | 17 | .630 | 2,808 |
| 120. Jake Locker, WASH | 2009 | 394-230-11 | 21 | .584 | 2,800 |
| 121. Jayden de Laura, WSU | 2021 | 361-229-9 | 23 | .634 | 2,796 |
| 122. Kevin Hogan, STAN | 2014 | 353-232-8 | 19 | .657 | 2,792 |
| 123. Matt Barkley, USC | 2010 | 377-236-12 | 26 | .626 | 2,791 |
| 124. Guy Benjamin, STAN | 1977 | 366-231-15 | 22 | .631 | 2,790 |
| 125. Cary Conklin, WASH | 1989 | 404-229-17 | 18 | .567 | 2,786 |
| 126. Jeff Tuel, WSU | 2010 | 366-219-12 | 18 | .598 | 2,780 |
| 127. Jake Plummer, ASU | 1996 | 348-198-10 | 24 | .569 | 2,776 |
| 128. Jonathan Smith, OSU | 2000 | 338-170-7 | 20 | .503 | 2,773 |
| 129. Troy Aikman, UCLA | 1988 | 354-228-9 | 24 | .644 | 2,771 |
| 130. Gale Gilbert, CAL | 1983 | 365-216-17 | 13 | .592 | 2,769 |
| 131. Joey Harrington, ORE | 2001 | 364-214-6 | 27 | .588 | 2,764 |
| 132. Jack Thompson, WSU | 1976 | 335-203-14 | 20 | .586 | 2,762 |
| 133. Darron Thomas, ORE | 2011 | 339-211-7 | 33 | .622 | 2,761 |
| 134. Troy Williams, UTAH | 2016 | 390-207-8 | 15 | .531 | 2,757 |
| 135. Jason Fife, ORE | 2002 | 367-190-10 | 24 | .518 | 2,752 |

| Player, School | Year | Att. | Yards | Avg | TD | Player, School | Year | Att. | Yards | Avg | TD |
|-------------------------------|------|------|-------|-----|----|-----------------------------------|-------------|------------|--------------|------------|-----------|
| 1. Marcus Allen, USC | 1981 | 433 | 2,427 | 5.6 | 23 | Saladin McCullough, ORE | 1997 | 267 | 1,343 | 5.0 | 9 |
| 2. Bryce Love, STAN | 2017 | 263 | 2,118 | 8.1 | 19 | 73. B.J. Baylor, OSU | 2021 | 227 | 1,337 | 5.9 | 13 |
| 3. Charles White, USC | 1979 | 332 | 2,050 | 6.2 | 19 | 74. Shaumbe Wright-Fair, WSU | 1992 | 264 | 1,330 | 5.0 | 13 |
| 4. Christian McCaffrey, STAN | 2015 | 337 | 2,019 | 6.0 | 8 | Stepfan Taylor, STAN | 2011 | 242 | 1,330 | 5.5 | 10 |
| 5. J.J. Arrington, CAL | 2004 | 289 | 2,018 | 7.0 | 15 | 76. Isi Sofele, CAL | 2011 | 252 | 1,322 | 5.2 | 10 |
| 6. Ricky Bell, USC | 1975 | 385 | 1,975 | 5.1 | 14 | 77. Yvenson Bernard, OSU | 2005 | 299 | 1,321 | 4.4 | 13 |
| 7. Ka'Deem Carey, ARIZ | 2012 | 303 | 1,929 | 6.4 | 23 | 78. Yvenson Bernard, OSU | 2006 | 296 | 1,307 | 4.4 | 12 |
| 8. Jerome Harrison, WSU | 2005 | 308 | 1,900 | 6.2 | 16 | 79. Bill Enyart, OSU | 1968 | 293 | 1,304 | 4.4 | 17 |
| 9. Ka'Deem Carey, ARIZ | 2013 | 349 | 1,885 | 5.4 | 19 | 80. Myles Gaskin, WASH | 2015 | 227 | 1,302 | 5.7 | 14 |
| 10. O.J. Simpson, USC | 1968 | 383 | 1,880 | 4.9 | 23 | LenDale White, USC | 2005 | 197 | 1,302 | 6.6 | 24 |
| 11. Toby Gerhart, STAN | 2009 | 343 | 1,871 | 5.5 | 28 | 82. Napoleon Kaufman, WASH | 1993 | 226 | 1,299 | 5.7 | 14 |
| 12. Bishop Sankey, WASH | 2013 | 327 | 1,869 | 5.7 | 20 | 83. Louis Rankin, WASH | 2007 | 233 | 1,294 | 5.6 | 6 |
| 13. Charles White, USC | 1978 | 374 | 1,859 | 5.0 | 14 | 84. Theotis Brown, UCLA | 1978 | 211 | 1,283 | 6.1 | 6 |
| 14. Royce Freeman, ORE | 2015 | 283 | 1,836 | 6.5 | 17 | 85. Skip Hicks, UCLA | 1997 | 258 | 1,282 | 5.0 | 22 |
| 15. LaMichael James, ORE | 2011 | 247 | 1,805 | 7.3 | 18 | 86. Steve Broussard, WSU | 1988 | 222 | 1,280 | 5.8 | 11 |
| 16. Kenjon Barner, ORE | 2012 | 278 | 1,767 | 6.4 | 21 | 87. Travis Dye, ORE | 2021 | 222 | 1,271 | 6.0 | 16 |
| 17. Reggie Bush, USC | 2005 | 200 | 1,740 | 8.7 | 16 | 88. Myles Gaskin, WASH | 2018 | 259 | 1,268 | 4.9 | 12 |
| 18. Johnathan Franklin, UCLA | 2012 | 282 | 1,734 | 6.1 | 13 | 89. Devontae Booker, UTAH | 2015 | 268 | 1,261 | 4.7 | 11 |
| 19. LaMichael James, ORE | 2010 | 294 | 1,731 | 5.9 | 21 | 90. Jacquizz Rodgers, OSU | 2008 | 259 | 1,253 | 4.8 | 11 |
| 20. Jonathan Stewart, ORE | 2007 | 280 | 1,722 | 6.2 | 11 | 91. Phillip Lindsay, COLO | 2016 | 244 | 1,252 | 5.1 | 16 |
| 21. Tyler Gaffney, STAN | 2013 | 330 | 1,709 | 5.2 | 21 | 92. Marshawn Lynch, CAL | 2005 | 196 | 1,246 | 6.4 | 10 |
| 22. Corey Dillon, WASH | 1996 | 301 | 1,695 | 5.6 | 24 | 93. Joshua Kelley, UCLA | 2018 | 225 | 1,243 | 5.5 | 12 |
| 23. Steven Jackson, OSU | 2002 | 319 | 1,690 | 5.3 | 15 | 94. Steve Broussard, WSU | 1989 | 260 | 1,237 | 4.8 | 13 |
| 24. Eno Benjamin, ASU | 2018 | 300 | 1,642 | 5.5 | 16 | 95. Rueben Mayes, WSU | 1985 | 228 | 1,236 | 5.4 | 10 |
| 25. Rueben Mayes, WSU | 1984 | 258 | 1,637 | 6.3 | 11 | 96. Reuben Droughns, ORE | 1999 | 277 | 1,234 | 4.5 | 9 |
| 26. Christian McCaffrey, STAN | 2016 | 253 | 1,603 | 6.3 | 13 | 97. Ryan Torain, ASU | 2006 | 223 | 1,229 | 5.5 | 7 |
| 27. Trung Canidate, ARIZ | 1999 | 253 | 1,602 | 6.3 | 11 | Clarence Farmer, ARIZ | 2001 | 209 | 1,229 | 5.9 | 10 |
| 28. Jahvid Best, CAL | 2008 | 194 | 1,580 | 8.1 | 15 | 99. Sharmon Shah, UCLA | 1994 | 210 | 1,227 | 5.8 | 4 |
| 29. Paul Perkins, UCLA | 2014 | 251 | 1,575 | 6.3 | 9 | 100. CJ Verdell, ORE | 2019 | 197 | 1,220 | 6.2 | 8 |
| 30. Karim Abdul-Jabbar, UCLA | 1995 | 296 | 1,571 | 5.3 | 13 | Trung Canidate, ARIZ | 1998 | 167 | 1,220 | 7.3 | 10 |
| 31. Marcus Allen, USC | 1980 | 354 | 1,563 | 4.4 | 14 | 102. Yvenson Bernard, OSU | 2007 | 275 | 1,214 | 4.4 | 13 |
| 32. Ken Simonton, OSU | 2000 | 284 | 1,559 | 5.5 | 19 | 103. Bobby Moore, ORE | 1971 | 249 | 1,211 | 4.9 | 7 |
| 33. Ronald Jones II, USC | 2017 | 261 | 1,550 | 5.9 | 19 | 104. Derek Loville, ORE | 1988 | 265 | 1,202 | 4.5 | 13 |
| 34. LaMichael James, ORE | 2009 | 230 | 1,546 | 6.7 | 14 | 105. Jeremiah Johnson, ORE | 2008 | 168 | 1,201 | 7.1 | 13 |
| Justin Forsett, CAL | 2007 | 305 | 1,546 | 5.1 | 15 | 106. Adimchinobe Echemandu, CAL | 2003 | 238 | 1,195 | 5.0 | 13 |
| 36. Steven Jackson, OSU | 2003 | 350 | 1,545 | 4.4 | 19 | 107. Bernard Jackson, WSU | 1971 | 177 | 1,189 | 6.7 | 11 |
| 37. O.J. Simpson, USC | 1967 | 291 | 1,543 | 5.3 | 13 | 108. Tommy Vardell, STAN | 1991 | 247 | 1,188 | 4.8 | 22 |
| 38. Stepfan Taylor, STAN | 2012 | 322 | 1,530 | 4.8 | 13 | 109. Jacquizz Rodgers, OSU | 2010 | 256 | 1,187 | 4.6 | 14 |
| 39. John White, UTAH | 2011 | 316 | 1,519 | 4.8 | 15 | 110. Michael Black, WSU | 1997 | 235 | 1,181 | 4.9 | 11 |
| 40. Devontae Booker, UTAH | 2014 | 292 | 1,512 | 5.2 | 10 | 111. Russell White, CAL | 1991 | 241 | 1,177 | 4.9 | 14 |
| 41. Javorius Allen, USC | 2014 | 276 | 1,489 | 5.4 | 11 | 112. David Adams, ARIZ | 1986 | 238 | 1,175 | 4.9 | 7 |
| 42. Chris Polk, WASH | 2011 | 293 | 1,488 | 5.1 | 12 | 113. Zack Moss, UTAH | 2017 | 214 | 1,173 | 5.5 | 10 |
| 43. Ken Simonton, OSU | 1999 | 294 | 1,486 | 5.1 | 19 | 114. Shane Vereen, CAL | 2010 | 231 | 1,167 | 5.1 | 13 |
| 44. Charles White, USC | 1977 | 285 | 1,478 | 5.2 | 8 | 115. Morley Drury, USC | 1927 | 223 | 1,163 | 5.2 | |
| 45. Royce Freeman, ORE | 2017 | 244 | 1,475 | 6.0 | 16 | Sultan McCullough, USC | 2000 | 227 | 1,163 | 5.1 | 6 |
| 46. Phillip Lindsay, COLO | 2017 | 301 | 1,474 | 4.9 | 14 | Ontiwaun Carter, ARIZ | 1994 | 268 | 1,163 | 4.3 | 7 |
| 47. Chuck Muncie, CAL | 1975 | 228 | 1,460 | 6.4 | 13 | 118. Darrin Nelson, STAN | 1978 | 183 | 1,161 | 6.3 | 6 |
| 48. Jacquizz Rodgers, OSU | 2009 | 273 | 1,440 | 5.3 | 21 | 119. Nic Grigsby, ARIZ | 2008 | 214 | 1,153 | 5.4 | 13 |
| Mike Garrett, USC | 1965 | 267 | 1,440 | 5.4 | 13 | 120. Terrence Whitehead, ORE | 2004 | 200 | 1,144 | 5.7 | 6 |
| 50. Bishop Sankey, WASH | 2012 | 289 | 1,439 | 5.0 | 16 | 121. Onterio Smith, ORE | 2002 | 244 | 1,141 | 4.7 | 12 |
| 51. J.J. Taylor, ARIZ | 2018 | 255 | 1,434 | 5.6 | 6 | Chad Morton, USC | 1999 | 262 | 1,141 | 4.4 | 15 |
| 52. Ricky Bell, USC | 1976 | 280 | 1,433 | 5.1 | 14 | Kevin Williams, UCLA | 1991 | 191 | 1,141 | 6.0 | 8 |
| 53. Anthony Davis, USC | 1974 | 301 | 1,421 | 4.7 | 18 | 124. Zach Charbonnet, UCLA | 2021 | 203 | 1,137 | 5.6 | 13 |
| 54. Zack Moss, UTAH | 2019 | 235 | 1,416 | 6.0 | 15 | Stepfan Taylor, STAN | 2010 | 223 | 1,137 | 5.1 | 15 |
| 55. Chris Polk, WASH | 2010 | 260 | 1,415 | 5.4 | 9 | 126. Toby Gerhart, STAN | 2008 | 210 | 1,136 | 5.4 | 15 |
| 56. Khalil Tate, ARIZ | 2017 | 153 | 1,411 | 9.2 | 12 | 127. Joe Igber, CAL | 2002 | 241 | 1,130 | 4.7 | 7 |
| 57. Joe Williams, UTAH | 2016 | 210 | 1,407 | 6.7 | 10 | 128. Kermit Johnson, UCLA | 1973 | 150 | 1,129 | 7.5 | 16 |
| Greg Lewis, WASH | 1990 | 248 | 1,407 | 6.7 | 8 | 129. Patrick Laird, CAL | 2017 | 191 | 1,127 | 5.9 | 8 |
| 59. Gaston Green, UCLA | 1986 | 253 | 1,405 | 5.6 | 17 | Johnathan Franklin, UCLA | 2010 | 214 | 1,127 | 5.3 | 8 |
| 60. Freeman McNeil, UCLA | 1979 | 271 | 1,396 | 5.2 | 6 | 131. Brad Muster, STAN | 1986 | 260 | 1,123 | 4.3 | 13 |
| 61. Ricky Ervins, USC | 1989 | 269 | 1,395 | 5.2 | 9 | 132. Daniel Lasco, CAL | 2014 | 210 | 1,115 | 5.3 | 12 |
| 62. Napoleon Kaufman, WASH | 1994 | 255 | 1,390 | 5.5 | 9 | 133. Chris Polk, WASH | 2009 | 226 | 1,113 | 4.9 | 5 |
| 63. Wendell Tyler, UCLA | 1975 | 208 | 1,388 | 6.7 | 3 | 134. Joe Steele, WASH | 1978 | 237 | 1,111 | 4.7 | 5 |
| 64. Jermar Jefferson, OSU | 2018 | 239 | 1,380 | 5.8 | 12 | Mario Bates, ASU | 1993 | 246 | 1,111 | 4.5 | 8 |
| Myles Gaskin, WASH | 2017 | 222 | 1,380 | 6.2 | 21 | 136. DeShaun Foster, UCLA | 2001 | 216 | 1,109 | 5.1 | 12 |
| 66. Nick Wilson, ARIZ | 2014 | 236 | 1,375 | 5.8 | 16 | Steven Webster, USC | 1987 | 239 | 1,109 | 4.6 | 6 |
| 67. Myles Gaskin, WASH | 2016 | 237 | 1,373 | 5.8 | 10 | 138. Tavion Thomas, UTAH | 2021 | 204 | 1,108 | 5.4 | 21 |
| 68. Royce Freeman, ORE | 2014 | 252 | 1,365 | 5.4 | 18 | 139. Chris Markey, UCLA | 2006 | 227 | 1,107 | 4.9 | 2 |
| 69. Marshawn Lynch, CAL | 2006 | 223 | 1,356 | 6.1 | 11 | Hugh McElhenny, WASH | 1950 | 179 | 1,107 | 6.2 | 14 |
| 70. Clarence Davis, USC | 1969 | 297 | 1,351 | 4.5 | 9 | 141. Maurice Morris, ORE | 2000 | 260 | 1,106 | 4.3 | 8 |
| 71. Paul Perkins, UCLA | 2015 | 237 | 1,343 | 5.7 | 14 | 142. Freeman McNeil, UCLA | 1980 | 203 | 1,105 | 5.4 | 10 |



1,000-YARD RUSHING CLUB/1,000-YARD RUSHERS BY YEAR

| Player, School | Year | Att | Yards | Avg | TD |
|-----------------------------|------|-----|-------|-----|----|
| 142. Darrin Nelson, STAN | 1977 | 194 | 1,105 | 5.7 | 3 |
| 144. Demario Richard, ASU | 2015 | 210 | 1,104 | 5.3 | 7 |
| 145. LenDale White, USC | 2004 | 203 | 1,103 | 5.4 | 15 |
| 146. Greg Lewis, WASH | 1989 | 239 | 1,100 | 4.6 | 10 |
| 147. Gaston Green, UCLA | 1987 | 206 | 1,098 | 5.3 | 11 |
| 148. Zack Moss, UTAH | 2018 | 179 | 1,096 | 6.1 | 11 |
| 149. Theodis Brown, UCLA | 1976 | 200 | 1,092 | 5.5 | 12 |
| 150. Pete Pifer, OSU | 1965 | 234 | 1,094 | 4.7 | 6 |
| 151. Kevin Williams, UCLA | 1991 | 168 | 1,089 | 6.5 | 8 |
| 152. Pete Pifer, OSU | 1966 | 230 | 1,088 | 4.7 | 12 |
| 153. J.R. Redmond, ASU | 1999 | 224 | 1,085 | 4.8 | 12 |
| 154. Dave Schilling, OSU | 1970 | 254 | 1,084 | 4.3 | 5 |
| 155. Eno Benjamin, ASU | 2019 | 253 | 1,083 | 4.3 | 10 |
| Fred Crutcher, USC | 1984 | 286 | 1,083 | 3.8 | 10 |
| 157. Ronald Jones, USC | 2016 | 177 | 1,082 | 6.1 | 12 |
| 158. D.J. Foster, ASU | 2014 | 194 | 1,081 | 5.6 | 9 |
| 159. Jackie Jensen, CAL | 1948 | 148 | 1,080 | 7.3 | 7 |
| 160. Russell White, CAL | 1992 | 206 | 1,069 | 5.2 | 9 |
| 161. Joshua Kelley, UCLA | 2019 | 229 | 1,060 | 4.6 | 12 |
| 162. Andrew Jones, WSU | 1973 | 207 | 1,059 | 5.1 | 9 |
| 163. Delon Washington, USC | 1995 | 220 | 1,058 | 4.8 | 5 |
| Onterio Smith, ORE | 2001 | 175 | 1,058 | 6.0 | 7 |
| 165. Darryl Clack, ASU | 1984 | 208 | 1,052 | 5.1 | 5 |
| Cameron Marshall, ASU | 2011 | 230 | 1,050 | 4.6 | 18 |
| 167. Maurice Morris, ORE | 2001 | 180 | 1,049 | 5.8 | 9 |
| 168. Kevin Brown, WSU | 1998 | 215 | 1,046 | 4.9 | 4 |
| 169. Napoleon Kaufman, WASH | 1992 | 162 | 1,045 | 6.5 | 6 |
| 170. Terry Battle, ASU | 1996 | 160 | 1,043 | 6.5 | 18 |
| Mazio Royster, USC | 1990 | 203 | 1,043 | 5.1 | 8 |
| 172. Darrell Harris, ASU | 1986 | 288 | 1,042 | 4.6 | 9 |
| 173. John White, UTAH | 2012 | 218 | 1,041 | 4.8 | 8 |
| 174. Delvon Flowers, ASU | 2001 | 188 | 1,041 | 5.5 | 11 |
| 175. Byron Marshall, ORE | 2013 | 168 | 1,038 | 6.2 | 14 |
| Anthony Davis, USC | 1973 | 260 | 1,038 | 4.0 | 13 |
| 177. Lindsey Chapman, CAL | 1993 | 207 | 1,037 | 5.0 | 14 |
| DeShawn Foster, UCLA | 2000 | 269 | 1,037 | 3.9 | 12 |
| 179. Skip Hicks, UCLA | 1996 | 224 | 1,034 | 4.6 | 17 |
| Anthony Davis, USC | 1972 | 184 | 1,034 | 5.6 | 16 |
| 181. Michael Martin, ASU | 1997 | 188 | 1,031 | 5.5 | 6 |
| 182. Ken Simonton, OSU | 1998 | 224 | 1,028 | 4.6 | 13 |
| 183. Richard Demario, ASU | 2017 | 198 | 1,027 | 5.2 | 12 |
| Jon Volpe, STAN | 1988 | 228 | 1,027 | 4.5 | 6 |
| 185. Hubert Oliver, ARIZ | 1979 | 197 | 1,021 | 5.2 | 6 |
| 186. Salvon Ahmed, WASH | 2019 | 188 | 1,020 | 5.4 | 11 |
| 187. CJ Verdell, ORE | 2018 | 202 | 1,018 | 5.0 | 10 |
| Rich Swinton, WSU | 1988 | 218 | 1,018 | 4.7 | 6 |
| 189. Joe McKnight, USC | 2009 | 164 | 1,014 | 6.2 | 8 |
| Darrin Nelson, STAN | 1981 | 192 | 1,014 | 5.3 | 11 |
| 191. Travon McMillian, COLO | 2018 | 201 | 1,009 | 5.0 | 7 |
| 192. John Olszewski, CAL | 1950 | 167 | 1,008 | 6.0 | 4 |
| 193. Maurice Drew, UCLA | 2004 | 160 | 1,007 | 6.3 | 8 |
| 194. Rachaad White, ASU | 2021 | 182 | 1,006 | 5.5 | 15 |
| Tony Cherry, ORE | 1985 | 211 | 1,006 | 4.8 | 9 |
| 196. Curtis McNeal, USC | 2011 | 145 | 1,005 | 6.9 | 6 |
| 197. Wendell Tyler, UCLA | 1976 | 181 | 1,003 | 5.5 | 9 |
| 198. Don Reynolds, ORE | 1973 | 226 | 1,002 | 4.4 | 6 |
| Ron Rowland, WASH | 1976 | 203 | 1,002 | 4.9 | 6 |
| Anthony Wallace, CAL | 1990 | 220 | 1,002 | 4.6 | 5 |
| LeGarrette Blount, ORE | 2008 | 137 | 1,002 | 7.3 | 17 |
| 202. Russell White, CAL | 1990 | 180 | 1,000 | 5.6 | 11 |
| Kerry Porter, WSU | 1983 | 195 | 1,000 | 5.1 | 8 |

^ participation later vacated due to NCAA penalty

| Year | Player, School | Att | Yards | Avg | TD |
|------|--------------------------|-----|-------|-----|----|
| 1927 | Morley Drury, USC | 223 | 1,163 | 5.2 | |
| 1948 | Jackie Jensen, CAL | 148 | 1,080 | 7.3 | 7 |
| 1950 | Hugh McElhenny, WASH | 179 | 1,107 | 6.2 | 14 |
| | John Olszewski, CAL | 167 | 1,008 | 6.0 | 4 |
| 1965 | Mike Garrett, USC | 267 | 1,440 | 5.4 | 13 |
| | Pete Pifer, OSU | 234 | 1,094 | 4.7 | 6 |
| 1966 | Pete Pifer, OSU | 230 | 1,088 | 4.7 | 12 |
| 1967 | O.J. Simpson, USC | 266 | 1,415 | 5.3 | 13 |
| 1968 | O.J. Simpson, USC | 355 | 1,709 | 4.8 | 22 |
| | Bill Enyart, OSU | 293 | 1,304 | 4.4 | 17 |
| 1969 | Clarence Davis, USC | 282 | 1,275 | 4.5 | 9 |
| 1970 | Dave Schilling, OSU | 254 | 1,084 | 4.3 | 5 |
| 1971 | Bobby Moore, ORE | 249 | 1,211 | 4.9 | 7 |
| | Bernard Jackson, WSU | 177 | 1,189 | 6.7 | 11 |
| 1972 | Anthony Davis, USC | 184 | 1,034 | 5.6 | 16 |
| 1973 | Kermit Johnson, UCLA | 150 | 1,129 | 7.5 | 16 |
| | Andrew Jones, WSU | 207 | 1,059 | 5.1 | 9 |
| | Anthony Davis, USC | 260 | 1,038 | 4.0 | 13 |
| | Don Reynolds, ORE | 226 | 1,002 | 4.4 | 6 |
| 1974 | Anthony Davis, USC | 288 | 1,354 | 4.7 | 13 |
| 1975 | Ricky Bell, USC | 357 | 1,875 | 5.3 | 13 |
| | Chuck Muncie, CAL | 228 | 1,460 | 6.4 | 13 |
| | Wendell Tyler, UCLA | 182 | 1,216 | 6.7 | 3 |
| 1976 | Ricky Bell, USC | 276 | 1,417 | 5.1 | 14 |
| | Theotis Brown, UCLA | 200 | 1,092 | 5.5 | |
| | Ron Rowland, WASH | 203 | 1,002 | 4.9 | 6 |
| | Wendell Tyler, UCLA | 181 | 1,003 | 5.5 | |
| 1977 | Charles White, USC | 264 | 1,291 | 4.9 | 7 |
| | Darrin Nelson, STAN | 183 | 1,069 | 5.8 | 3 |
| 1978 | Charles White, USC | 342 | 1,760 | 5.1 | 12 |
| | Theotis Brown, UCLA | 200 | 1,199 | 6.0 | 6 |
| | Joe Brown, WASH | 237 | 1,111 | 4.7 | 5 |
| | Darrin Nelson, STAN | 167 | 1,061 | 6.4 | 6 |
| 1979 | Charles White, USC | 293 | 1,803 | 6.2 | 18 |
| | Freeman McNeil, UCLA | 271 | 1,396 | 5.2 | 6 |
| | Hubert Oliver, ARIZ | 197 | 1,021 | 5.2 | 6 |
| 1980 | Marcus Allen, USC | 354 | 1,563 | 4.4 | 14 |
| | Freeman McNeil, UCLA | 203 | 1,105 | 5.4 | 10 |
| 1981 | Marcus Allen, USC | 403 | 2,342 | 5.8 | 22 |
| | Darrin Nelson, STAN | 192 | 1,014 | 5.3 | 11 |
| 1983 | Kerry Porter, WSU | 195 | 1,000 | 5.1 | 8 |
| 1984 | Rueben Mayes, WSU | 258 | 1,637 | 6.3 | 11 |
| | Fred Crutcher, USC | 286 | 1,083 | 3.8 | 10 |
| | Darryl Clack, ASU | 208 | 1,052 | 5.1 | 5 |
| 1985 | Rueben Mayes, WSU | 228 | 1,236 | 5.4 | 10 |
| | Tony Cherry, ORE | 211 | 1,006 | 4.8 | 9 |
| 1986 | David Adams, ARIZ | 238 | 1,175 | 4.9 | 7 |
| | Gaston Green, UCLA | 220 | 1,139 | 5.2 | 14 |
| | Brad Muster, STAN | 243 | 1,053 | 4.3 | 12 |
| | Darrell Harris, ASU | 288 | 1,042 | 4.6 | 9 |
| 1987 | Steven Webster, USC | 239 | 1,109 | 4.6 | 6 |
| | Gaston Green, UCLA | 206 | 1,098 | 5.3 | 11 |
| 1988 | Derek Loville, ORE | 265 | 1,202 | 4.5 | 13 |
| | Steve Broussard, WSU | 222 | 1,280 | 5.8 | 11 |
| | Jon Volpe, STAN | 228 | 1,027 | 4.5 | 6 |
| | Rich Swinton, WSU | 218 | 1,018 | 4.7 | 6 |
| 1989 | Ricky Ervins, USC | 239 | 1,269 | 5.3 | 9 |
| | Steve Broussard, WSU | 260 | 1,237 | 4.8 | 13 |
| | Greg Lewis, WASH | 239 | 1,100 | 4.6 | 10 |
| 1990 | Greg Lewis, WASH | 229 | 1,279 | 5.6 | 8 |
| | Mazio Royster, USC | 203 | 1,043 | 5.1 | 8 |
| | Anthony Wallace, CAL | 220 | 1,002 | 4.6 | 5 |
| | Russell White, CAL | 180 | 1,000 | 5.6 | 11 |
| 1991 | Russell White, CAL | 241 | 1,177 | 5.1 | 14 |
| | Kevin Williams, UCLA | 168 | 1,089 | 6.5 | 8 |
| | Tommy Vardell, STAN | 226 | 1,084 | 4.8 | 20 |
| 1992 | Shaumbe Wright-Fair, WSU | 237 | 1,330 | 5.6 | 11 |
| | Russell White, CAL | 206 | 1,069 | 5.2 | 9 |
| | Napoleon Kaufman, WASH | 162 | 1,045 | 6.5 | 6 |
| 1993 | Napoleon Kaufman, WASH | 226 | 1,299 | 5.7 | 14 |
| | Mario Bates, ASU | 246 | 1,111 | 4.5 | 8 |
| | Lindsey Chapman, CAL | 207 | 1,037 | 5.0 | 14 |
| 1994 | Napoleon Kaufman, WASH | 255 | 1,390 | 5.5 | 9 |
| | Sharmon Shah, UCLA | 210 | 1,227 | 5.8 | 4 |
| | Ontiwaun Carter, ARIZ | 268 | 1,163 | 4.3 | 7 |
| 1995 | Karim Abdul-Jabbar, UCLA | 270 | 1,419 | 5.3 | 11 |
| | Delon Washington, USC | 220 | 1,058 | 4.8 | 5 |

1,000-YARD RUSHERS BY YEAR

| Year | Player, School | Att | Yards | Avg | TD |
|------|----------------------------|-----|-------|-----|----|
| 1996 | Corey Dillon, WASH | 271 | 1,555 | 5.7 | 22 |
| | Terry Battle, ASU | 160 | 1,043 | 6.5 | 18 |
| | Skip Hicks, UCLA | 224 | 1,034 | 4.6 | 17 |
| 1997 | Saladin McCullough, ORE | 250 | 1,193 | 4.8 | 8 |
| | Michael Black, WSU | 235 | 1,181 | 5.0 | 11 |
| | Skip Hicks, UCLA | 227 | 1,142 | 5.0 | 22 |
| | Michael Martin, ASU | 188 | 1,031 | 5.5 | 6 |
| 1998 | Trung Canidate, ARIZ | 167 | 1,220 | 7.3 | 10 |
| | Kevin Brown, WSU | 215 | 1,046 | 4.9 | 4 |
| | Ken Simonton, OSU | 224 | 1,028 | 4.6 | 13 |
| 1999 | Trung Canidate, ARIZ | 253 | 1,602 | 6.3 | 11 |
| | Ken Simonton, OSU | 276 | 1,329 | 4.8 | 17 |
| | Chad Morton, USC | 262 | 1,141 | 4.4 | 15 |
| | Reuben Droughns, ORE | 256 | 1,139 | 4.4 | 9 |
| | J.R. Redmond, ASU | 224 | 1,085 | 4.8 | 12 |
| 2000 | Ken Simonton, OSU | 266 | 1,474 | 5.5 | 18 |
| | Sultan McCullough, USC | 227 | 1,163 | 5.1 | 6 |
| | Maurice Morris, ORE | 260 | 1,106 | 4.3 | 8 |
| 2001 | Clarence Farmer, ARIZ | 209 | 1,229 | 5.9 | 10 |
| | DeShaun Foster, UCLA | 216 | 1,109 | 5.1 | 12 |
| | Onterio Smith, ORE | 175 | 1,058 | 6.0 | 7 |
| | Maurice Morris, ORE | 180 | 1,049 | 5.8 | 9 |
| | Delvon Flowers, ASU | 188 | 1,041 | 5.5 | 11 |
| 2002 | Steven Jackson, OSU | 319 | 1,690 | 5.3 | 15 |
| | Onterio Smith, ORE | 244 | 1,141 | 4.7 | 12 |
| | Joe Igber, CAL | 241 | 1,130 | 4.7 | 7 |
| 2003 | Steven Jackson, OSU | 350 | 1,545 | 4.4 | 19 |
| | Adimchinobe Echemandu, CAL | 238 | 1,195 | 5.0 | 13 |
| 2004 | J.J. Arrington, CAL | 289 | 2,018 | 7.0 | 15 |
| | Terrence Whitehead, ORE | 200 | 1,144 | 5.7 | 6 |
| | LenDale White, USC | 203 | 1,103 | 5.4 | 15 |
| | Maurice Drew, UCLA | 160 | 1,007 | 6.3 | 8 |
| 2005 | Jerome Harrison, WSU | 308 | 1,900 | 6.2 | 16 |
| | Reggie Bush, USC^ | 200 | 1,740 | 8.7 | 16 |
| | Yvenson Bernard, OSU | 299 | 1,321 | 4.4 | 13 |
| | LenDale White, USC | 197 | 1,302 | 6.6 | 24 |
| | Marshawn Lynch, CAL | 196 | 1,246 | 6.4 | 10 |
| 2006 | Marshawn Lynch, CAL | 223 | 1,356 | 6.1 | 11 |
| | Yvenson Bernard, OSU | 296 | 1,307 | 4.4 | 12 |
| | Ryan Torain, ASU | 223 | 1,229 | 5.5 | 7 |
| | Chris Markey, UCLA | 227 | 1,107 | 4.9 | 2 |
| 2007 | Jonathan Stewart, ORE | 280 | 1,722 | 6.2 | 11 |
| | Justin Forsett, CAL | 305 | 1,546 | 5.1 | 15 |
| | Louis Rankin, WASH | 233 | 1,294 | 5.6 | 6 |
| | Yvenson Bernard, OSU | 275 | 1,214 | 4.4 | 13 |
| 2008 | Jahvid Best, CAL | 194 | 1,580 | 8.1 | 15 |
| | Jacquizz Rodgers, OSU | 259 | 1,253 | 4.8 | 11 |
| | Jeremiah Johnson, ORE | 168 | 1,201 | 7.1 | 13 |
| | Toby Gerhart, STAN | 210 | 1,136 | 5.4 | 15 |
| | Nic Grigsby, ARIZ | 214 | 1,153 | 5.4 | 13 |
| | LeGarrette Blount, ORE | 137 | 1,002 | 7.3 | 17 |
| 2009 | Toby Gerhart, STAN | 343 | 1,871 | 5.5 | 28 |
| | LaMichael James, ORE | 230 | 1,546 | 6.7 | 14 |
| | Jacquizz Rodgers, OSU | 273 | 1,440 | 5.3 | 21 |
| | Chris Polk, WASH | 226 | 1,113 | 4.9 | 5 |
| | Joe McKnight, USC | 164 | 1,014 | 6.2 | 8 |
| 2010 | LaMichael James, ORE | 294 | 1,731 | 5.9 | 21 |
| | Chris Polk, WASH | 260 | 1,415 | 5.4 | 9 |
| | Jacquizz Rodgers, OSU | 256 | 1,184 | 4.8 | 14 |
| | Shane Vereen, CAL | 231 | 1,167 | 5.1 | 13 |
| | Johnathan Franklin, UCLA | 214 | 1,127 | 5.3 | 8 |
| | Stepfan Taylor, STAN | 223 | 1,137 | 5.1 | 15 |
| 2011 | LaMichael James, ORE | 247 | 1,805 | 7.3 | 18 |
| | John White, UTAH | 316 | 1,519 | 4.8 | 15 |
| | Chris Polk, WASH | 293 | 1,488 | 5.1 | 12 |
| | Stepfan Taylor, STAN | 242 | 1,330 | 5.5 | 10 |
| | Isi Sofele, CAL | 252 | 1,322 | 5.2 | 10 |
| | Cameron Marshall, ASU | 230 | 1,050 | 4.6 | 18 |
| | Curtis McNeal, USC | 145 | 1,005 | 6.9 | 6 |
| 2012 | Ka'Deem Carey, ARIZ | 303 | 1,929 | 6.4 | 23 |
| | Kenjon Barner, ORE | 278 | 1,767 | 6.4 | 21 |
| | Johnathan Franklin, UCLA | 282 | 1,734 | 6.1 | 13 |
| | Stepfan Taylor, STAN | 322 | 1,530 | 4.8 | 13 |
| | Bishop Sankey, WASH | 289 | 1,439 | 5.0 | 16 |
| | John White, UTAH | 218 | 1,041 | 4.8 | 8 |

| Year | Player, School | Att | Yards | Avg | TD |
|------|------------------------------|------------|--------------|------------|-----------|
| 2013 | Ka'Deem Carey, ARIZ | 349 | 1,885 | 5.4 | 19 |
| | Bishop Sankey, WASH | 327 | 1,869 | 5.7 | 20 |
| | Tyler Gaffney, STAN | 330 | 1,709 | 5.2 | 21 |
| | Byron Marshall, ORE | 168 | 1,038 | 6.2 | 14 |
| 2014 | Paul Perkins, UCLA | 251 | 1,575 | 6.3 | 9 |
| | Devontae Booker, UTAH | 292 | 1,512 | 5.2 | 10 |
| | Javorius Allen, USC | 276 | 1,489 | 5.4 | 11 |
| | Nick Wilson, ARIZ | 236 | 1,375 | 5.8 | 16 |
| | Royce Freeman, ORE | 252 | 1,365 | 5.4 | 18 |
| | Daniel Lasco, CAL | 210 | 1,115 | 5.3 | 12 |
| | D.J. Foster, ASU | 194 | 1,081 | 5.6 | 9 |
| 2015 | Christian McCaffrey, STAN | 337 | 2,019 | 6.0 | 8 |
| | Royce Freeman, ORE | 283 | 1,836 | 6.5 | 17 |
| | Devontae Booker, UTAH | 268 | 1,261 | 4.7 | 11 |
| | Paul Perkins, UCLA | 237 | 1,343 | 5.7 | 14 |
| | Myles Gaskin, WASH | 227 | 1,302 | 5.7 | 18 |
| | Demario Richard, ASU | 210 | 1,104 | 5.3 | 7 |
| 2016 | Christian McCaffrey, STAN | 253 | 1,603 | 6.3 | 10 |
| | Joe Williams, UTAH | 210 | 1,407 | 6.7 | 10 |
| | Myles Gaskin, WASH | 237 | 1,373 | 5.8 | 10 |
| | Phillip Lindsay, COLO | 244 | 1,252 | 5.1 | 16 |
| | Ronald Jones, USC | 177 | 1,082 | 6.1 | 12 |
| 2017 | Bryce Love, STAN | 263 | 2,118 | 8.1 | 19 |
| | Ronald Jones II, USC | 261 | 1,550 | 5.9 | 19 |
| | Royce Freeman, ORE | 244 | 1,475 | 6.0 | 16 |
| | Phillip Lindsay, COLO | 301 | 1,474 | 4.9 | 14 |
| | Khalil Tate, ARIZ | 153 | 1,411 | 9.2 | 12 |
| | Myles Gaskin, WASH | 222 | 1,380 | 6.2 | 21 |
| | Zack Moss, UTAH | 214 | 1,173 | 5.5 | 10 |
| | Patrick Laird, CAL | 191 | 1,127 | 5.9 | 8 |
| | Demario Richard, ASU | 198 | 1,027 | 5.2 | 12 |
| 2018 | Eno Benjamin, ASU | 300 | 1,642 | 5.5 | 16 |
| | J.J. Taylor, ARIZ | 255 | 1,434 | 5.6 | 6 |
| | Jermar Jefferson, OSU | 239 | 1,380 | 5.8 | 12 |
| | Myles Gaskin, WASH | 259 | 1,268 | 4.9 | 12 |
| | Joshua Kelley, UCLA | 225 | 1,243 | 5.5 | 12 |
| | Zack Moss, UTAH | 179 | 1,096 | 6.1 | 11 |
| | CJ Verdell, ORE | 202 | 1,018 | 5.0 | 10 |
| | Travon McMillian, COLO | 201 | 1,009 | 5.0 | 7 |
| 2019 | Zack Moss, UTAH | 235 | 1,416 | 6.0 | 15 |
| | CJ Verdell, ORE | 197 | 1,220 | 6.2 | 8 |
| | Eno Benjamin, ASU | 253 | 1,083 | 4.3 | 10 |
| | Joshua Kelley, UCLA | 229 | 1,060 | 4.6 | 12 |
| | Salvon Ahmed, WASH | 188 | 1,020 | 5.4 | 11 |
| 2021 | B.J. Baylor, OSU | 227 | 1,337 | 5.9 | 13 |
| | Travis Dye, ORE | 211 | 1,271 | 6.0 | 16 |
| | Zach Charbonnet, UCLA | 203 | 1,137 | 5.6 | 13 |
| | Tavion Thomas, UTAH | 204 | 1,108 | 5.4 | 21 |
| | Rachaad White, ASU | 182 | 1,006 | 5.5 | 15 |

^ participation later vacated due to NCAA penalty

BOLD indicates returning player

Current Consecutive Seasons with 1,000-yard rusher (not incl. 2020)

| | |
|--------------------|---|
| Utah..... | 7 |
| Arizona State..... | 4 |
| Oregon..... | 4 |
| UCLA | 3 |



TOTAL OFFENSE

Table with columns: Year, Player, School, Rush, Pass, Total, Avg. Lists total offense statistics for various players from 1939 to 2013.

Table with columns: Year, Player, School, Rush, Pass, Total, Avg. Lists total offense statistics for various players from 2014 to 2021, including Dorian Thompson-Robinson.

PASSING

Table with columns: Year, Player, School, PA-PC-HI, TD, Pct, Yards, Avg. Lists passing statistics for various players from 1940 to 2004.

| Year | Player, School | PA-PC-HI | TD | Pct | Yards | Avg |
|------|-------------------------|------------|----|------|-------|-------|
| 2005 | Matt Leinart, USC | 431-283-8 | 28 | .657 | 3,815 | 293.5 |
| 2006 | John David Booty, USC | 436-269-9 | 29 | .617 | 3,347 | 257.5 |
| 2007 | Alex Brink, WSU | 503-305-15 | 26 | .606 | 3,818 | 318.2 |
| 2008 | Mark Sanchez, USC | 366-241-10 | 34 | .658 | 3,207 | 246.7 |
| 2009 | Sean Canfield, OSU | 446-303-7 | 21 | .679 | 3,271 | 251.6 |
| 2010 | Nick Foles, ARIZ | 426-286-10 | 20 | .671 | 3,191 | 290.1 |
| 2011 | Nick Foles, ARIZ | 560-387-14 | 28 | .691 | 4,329 | 360.8 |
| 2012 | Matt Scott, ARIZ | 499-301-14 | 27 | .603 | 3,620 | 301.7 |
| 2013 | Sean Mannion, OSU | 603-400-15 | 37 | .663 | 4,662 | 358.6 |
| 2014 | Connor Halliday, WSU | 526-354-11 | 32 | .673 | 3,873 | 430.3 |
| 2015 | Luke Falk, WSU* | 644-447-8 | 38 | .694 | 4,561 | 380.1 |
| 2016 | Davis Webb, CAL | 620-382-12 | 37 | .616 | 4,295 | 357.9 |
| 2017 | Josh Rosen, UCLA | 452-283-10 | 26 | .626 | 3,756 | 341.5 |
| 2018 | Gardner Minshew II, WSU | 662-468-9 | 38 | .707 | 4,779 | 367.6 |
| 2019 | Anthony Gordon, WSU | 689-493-16 | 48 | .716 | 5,579 | 429.2 |
| 2020 | Kedon Slovis, USC | 264-177-7 | 17 | .670 | 1,921 | 320.2 |
| 2021 | Kedon Slovis, USC | 297-193-8 | 11 | .650 | 2,153 | 239.2 |

RUSHING

| Year | Player, School | Att | Yards | Avg | Game Avg |
|------|------------------------|-----|-------|-----|----------|
| 1936 | Ed Nowogroski, WASH | 124 | 523 | 4.2 | 58.1 |
| 1937 | Vic Bottari, CAL | 135 | 640 | 4.7 | 64.0 |
| 1938 | Vic Bottari, CAL | 159 | 579 | 3.6 | 52.6 |
| 1939 | Kenny Washington, UCLA | 169 | 812 | 4.8 | 81.2 |
| 1940 | Bob Robertson, USC | 147 | 694 | 4.7 | 77.1 |
| 1941 | Curt Mecham, ORE | 97 | 458 | 4.7 | 45.8 |
| 1942 | Bob Kennedy, WSU | 226 | 813 | 3.6 | 81.3 |
| 1943 | Pete Susick, WASH | 67 | 439 | 6.6 | 87.8 |
| 1944 | Gordon Gray, USC | 61 | 380 | 6.2 | 42.2 |
| 1945 | Cal Rossi, UCLA | 95 | 679 | 7.1 | 75.4 |
| 1946 | Lloyd Merriman, STAN | 140 | 672 | 4.8 | 67.2 |
| 1947 | Jake Leicht, ORE | 119 | 630 | 5.3 | 63.0 |
| 1948 | Jackie Jensen, CAL | 137 | 1,010 | 7.4 | 101.0 |
| 1949 | Bob Sanders, ORE | 153 | 726 | 4.7 | 72.6 |
| 1950 | Hugh McElhenny, WASH | 179 | 1,107 | 6.2 | 110.7 |
| 1951 | Hugh McElhenny, WASH | 169 | 936 | 5.5 | 93.6 |
| 1952 | John Olszewski, CAL | 160 | 845 | 5.3 | 84.5 |
| 1953 | Paul Cameron, UCLA | 134 | 672 | 5.0 | 74.7 |
| 1954 | Bill Tarr, STAN | 154 | 729 | 4.7 | 72.9 |
| 1955 | Sam Brown, UCLA | 130 | 829 | 6.4 | 82.9 |
| 1956 | C.R. Roberts, USC | 120 | 775 | 6.5 | 77.5 |
| 1957 | Charles Shea, STAN | 163 | 840 | 5.2 | 84.0 |
| 1958 | Joe Kapp, CAL | 142 | 582 | 4.1 | 58.2 |
| 1959 | Jerry Traynham, USC | 123 | 583 | 4.7 | 58.3 |
| 1960 | Bill Kilmer, UCLA | 163 | 803 | 4.9 | 80.3 |
| 1961 | Mike Haffner, UCLA | 117 | 696 | 5.9 | 69.6 |
| 1962 | Junior Coffey, WASH | 98 | 581 | 5.9 | 58.1 |
| 1963 | Mike Garrett, USC | 127 | 833 | 6.5 | 83.3 |
| 1964 | Mike Garrett, USC | 217 | 948 | 4.4 | 94.8 |
| 1965 | Mike Garrett, USC | 267 | 1,440 | 5.4 | 144.0 |
| 1966 | Pete Pifer, OSU | 230 | 1,088 | 4.7 | 108.8 |
| 1967 | O.J. Simpson, USC | 266 | 1,415 | 5.3 | 141.5 |
| 1968 | O.J. Simpson, USC | 355 | 1,709 | 4.8 | 170.9 |
| 1969 | Clarence Davis, USC | 282 | 1,275 | 4.5 | 127.5 |
| 1970 | Dave Schilling, OSU | 254 | 1,084 | 4.3 | 98.5 |
| 1971 | Bobby Moore, ORE | 249 | 1,211 | 4.9 | 110.1 |
| 1972 | Anthony Davis, USC | 184 | 1,034 | 5.8 | 94.0 |
| 1973 | Kermit Johnson, UCLA | 150 | 1,129 | 7.5 | 102.6 |
| 1974 | Anthony Davis, USC | 288 | 1,354 | 4.7 | 123.1 |
| 1975 | Ricky Bell, USC | 357 | 1,875 | 5.3 | 170.5 |
| 1976 | Ricky Bell, USC | 276 | 1,417 | 5.1 | 141.7 |
| 1977 | Charles White, USC | 264 | 1,291 | 4.9 | 117.4 |
| 1978 | Charles White, USC | 342 | 1,760 | 5.1 | 146.7 |
| 1979 | Charles White, USC | 293 | 1,803 | 6.2 | 180.3 |
| 1980 | Marcus Allen, USC | 354 | 1,563 | 4.4 | 156.3 |
| 1981 | Marcus Allen, USC | 403 | 2,342 | 5.8 | 212.9 |
| 1982 | Jacque Robinson, WASH | 222 | 926 | 4.2 | 84.2 |
| 1983 | Kerry Porter, WSU | 195 | 1,000 | 5.1 | 90.9 |
| 1984 | Rueben Mayes, WSU | 258 | 1,637 | 6.3 | 148.8 |
| 1985 | Rueben Mayes, WSU | 228 | 1,236 | 5.4 | 112.4 |
| 1986 | Gaston Green, UCLA | 220 | 1,139 | 5.2 | 113.9 |
| 1987 | Steve Webster, USC | 239 | 1,109 | 4.6 | 110.9 |
| 1988 | Steve Broussard, WSU | 189 | 1,141 | 6.0 | 114.1 |
| 1989 | Ricky Ervins, USC | 239 | 1,269 | 5.3 | 115.4 |
| 1990 | Greg Lewis, WASH | 229 | 1,279 | 5.6 | 127.9 |

| Year | Player, School | Att | Yards | Avg | Game Avg |
|------|---------------------------|-----|-------|-----|----------|
| 1991 | Kevin Williams, UCLA | 168 | 1,089 | 6.5 | 108.9 |
| 1992 | Shaunbe Wright-Fair, WSU | 237 | 1,207 | 5.1 | 109.7 |
| 1993 | Napoleon Kaufman, WASH | 226 | 1,299 | 5.7 | 118.1 |
| 1994 | Napoleon Kaufman, WASH | 255 | 1,390 | 5.5 | 126.4 |
| 1995 | Karim Abdul-Jabbar, UCLA | 270 | 1,419 | 5.3 | 141.9 |
| 1996 | Corey Dillon, WASH | 271 | 1,555 | 5.7 | 141.4 |
| 1997 | Saladine McCullough, ORE | 250 | 1,193 | 4.8 | 108.5 |
| 1998 | Trung Canidate, ARIZ | 167 | 1,220 | 7.3 | 110.9 |
| 1999 | Trung Canidate, ARIZ | 253 | 1,602 | 6.3 | 133.5 |
| 2000 | Ken Simonton, OSU | 266 | 1,474 | 5.5 | 134.0 |
| 2001 | DeShaun Foster, UCLA | 216 | 1,109 | 5.1 | 138.6 |
| 2002 | Steven Jackson, OSU | 319 | 1,690 | 5.3 | 130.0 |
| 2003 | Steven Jackson, OSU | 350 | 1,545 | 4.4 | 118.8 |
| 2004 | J.J. Arrington, CAL | 289 | 2,018 | 7.0 | 168.2 |
| 2005 | Jerome Harrison, WSU | 308 | 1,900 | 6.2 | 172.7 |
| 2006 | Marshawn Lynch, CAL | 223 | 1,356 | 6.1 | 104.3 |
| 2007 | Jonathan Stewart, ORE | 280 | 1,722 | 6.2 | 132.5 |
| 2008 | Jahvid Best, CAL | 194 | 1,580 | 8.1 | 131.7 |
| 2009 | Toby Gerhart, STAN | 343 | 1,871 | 5.5 | 143.9 |
| 2010 | LaMichael James, ORE* | 294 | 1,731 | 5.9 | 144.2 |
| 2011 | LaMichael James, ORE* | 247 | 1,805 | 7.3 | 150.4 |
| 2012 | Ka'Deem Carey, ARIZ* | 303 | 1,929 | 6.4 | 148.4 |
| 2013 | Ka'Deem Carey, ARIZ | 349 | 1,885 | 5.4 | 157.1 |
| 2014 | Paul Perkins, UCLA | 251 | 1,575 | 6.3 | 121.2 |
| 2015 | Christian McCaffrey, STAN | 337 | 2,019 | 6.0 | 144.2 |
| 2016 | Christian McCaffrey, STAN | 253 | 1,603 | 6.3 | 145.7 |
| 2017 | Bryce Love, STAN | 263 | 2,118 | 8.1 | 162.8 |
| 2018 | Eno Benjamin, ASU | 300 | 1,642 | 5.5 | 126.3 |
| 2019 | Zack Moss, UTAH | 235 | 1,416 | 6.0 | 108.9 |
| 2020 | Jarek Broussard, COLO | 156 | 895 | 5.7 | 149.2 |
| 2021 | B.J. Baylor, OSU | 227 | 1,337 | 5.9 | 102.8 |

RECEIVING

| Year | Player, School | No | Yards | Avg | TD |
|------|---------------------------|----|-------|------|----|
| 1940 | Frank Fletcher, WSU | 20 | 274 | 13.7 | 0 |
| 1941 | Nick Suseoff, WSU | 18 | 194 | 10.8 | 0 |
| 1942 | Milt Smith, UCLA | 16 | 282 | 17.6 | 3 |
| 1943 | Dave Brown, UCLA | 16 | 302 | 18.9 | 0 |
| 1944 | John Roesch, UCLA | 15 | 324 | 21.6 | 0 |
| 1945 | Bob Anderson, ORE | 15 | 290 | 19.3 | 0 |
| 1946 | Burr Baldwin, UCLA | 14 | 335 | 23.9 | 4 |
| 1947 | Don Mast, OSU | 24 | 250 | 10.4 | 0 |
| 1948 | Dick Wilkins, ORE | 27 | 520 | 19.3 | 5 |
| 1949 | Ray Bauer, Montana | 31 | 535 | 17.3 | 4 |
| | Darrell Robinson, ORE | 31 | 404 | 13.0 | 7 |
| 1950 | Bill McColl, STAN | 39 | 671 | 17.2 | 4 |
| 1951 | Ed Barker, WSU | 46 | 864 | 18.8 | 9 |
| 1952 | George Black, WASH | 42 | 637 | 15.2 | 7 |
| 1953 | Sam Morley, STAN | 45 | 594 | 13.2 | 6 |
| 1954 | Jim Hanifan, CAL* | 44 | 569 | 12.9 | 7 |
| 1955 | John Stewart, STAN | 23 | 296 | 12.9 | 1 |
| 1956 | Bill Steiger, WSU | 39 | 607 | 15.6 | 5 |
| 1957 | Don Ellingsen, WSU | 45 | 559 | 12.4 | 3 |
| 1958 | Chris Burford, STAN | 45 | 493 | 11.0 | 2 |
| 1959 | Chris Burford, STAN* | 61 | 757 | 12.4 | 6 |
| 1960 | Bill Face, STAN | 29 | 270 | 9.3 | 4 |
| 1961 | Hal Bedsole, USC | 27 | 525 | 19.4 | 6 |
| 1962 | Hugh Campbell, WSU | 57 | 849 | 14.9 | 7 |
| 1963 | Willie Brown, USC | 34 | 448 | 13.2 | 3 |
| 1964 | Jack Schraub, CAL | 52 | 663 | 12.8 | 2 |
| 1965 | Steve Bunker, ORE | 51 | 838 | 16.4 | 9 |
| 1966 | Doug Flansburg, WSU | 54 | 613 | 11.4 | 1 |
| 1967 | Gene Washington, Stanford | 48 | 575 | 12.0 | 2 |
| 1968 | Gene Washington, Stanford | 71 | 1,117 | 15.7 | 8 |
| 1969 | Bobby Moore, ORE | 51 | 734 | 14.4 | 10 |
| 1970 | Bob Newland, ORE | 67 | 1,123 | 16.8 | 7 |
| 1971 | Geoff DeLapp, CAL | 48 | 464 | 9.7 | 1 |
| 1972 | Eric Cross, STAN | 53 | 730 | 13.8 | 9 |
| 1973 | Lynn Swann, USC | 37 | 667 | 18.0 | 6 |
| 1974 | Steve Rivera, CAL | 56 | 938 | 16.8 | 4 |
| 1975 | Steve Rivera, CAL | 57 | 790 | 13.9 | 4 |
| 1976 | Mike Levenseller, WSU | 67 | 1,124 | 16.8 | 8 |
| 1977 | James Lofton, STAN | 53 | 931 | 14.8 | 12 |
| 1978 | Ken Margerum, STAN | 53 | 942 | 17.8 | 9 |
| 1979 | Steve Coury, OSU | 66 | 842 | 12.8 | 5 |



Table with columns: Year, Player, School, No, Yards, Avg, TD. Lists top players from 1980 to 2021.

Table with columns: Year, Player, School, TD, 1XP, 2XP, FG, Pts. Lists top players from 1943 to 1967.

Table with columns: Year, Player, School, TD, 1XP, 2XP, FG, Pts. Lists top players from 1968 to 2013.

SCORING

Table with columns: Year, Player, School, TD, 1XP, 2XP, FG, Pts. Lists top scorers from 1916 to 1942.

| Year | Player, School | TD | 1XP | 2XP | FG | Pts |
|------|----------------------|----|-----|-----|----|-----|
| 2014 | Zane Gonzalez, ASU | 0 | 50 | 2 | 22 | 118 |
| 2015 | Aiden Schneider, ORE | 0 | 67 | 0 | 22 | 133 |
| 2016 | Matt Anderson, CAL | 0 | 22 | 0 | 51 | 117 |
| 2017 | Myles Gaskin, WASH | 24 | 0 | 0 | 0 | 144 |
| 2018 | Matt Gay, UTAH | 0 | 45 | 0 | 26 | 123 |
| 2019 | Blake Mazza, WSU | 0 | 55 | 0 | 20 | 115 |
| 2020 | Austin Jones, STAN | 9 | 0 | 0 | 0 | 54 |
| 2021 | Tavion Thomas, UTAH | 21 | 0 | 0 | 0 | 126 |

PUNT RETURNS

| Year | Player, School | No. | Yards | Avg |
|------|-------------------------|-----|-------|------|
| 1969 | Larry Rich, OSU | 35 | 302 | 8.2 |
| 1970 | Eric Cross, STAN | 29 | 358 | 12.3 |
| 1971 | Bill Cahill, WASH | 26 | 421 | 16.2 |
| 1972 | Lynn Swann, USC | 18 | 253 | 14.1 |
| 1973 | Craig Zaltosky, STAN | 21 | 299 | 14.2 |
| 1974 | Pedro Hawkins, WASH | 13 | 111 | 8.5 |
| 1975 | Danny Reece, USC | 26 | 409 | 15.7 |
| 1976 | Mike Coulter, UCLA | 14 | 179 | 12.7 |
| 1977 | Nesby Glasgow, WASH | 29 | 266 | 9.2 |
| 1978 | Darrin Nelson, STAN | 20 | 254 | 12.7 |
| 1979 | Raymond Butler, USC | 21 | 303 | 14.4 |
| 1980 | Ray Horton, WASH | 18 | 238 | 13.2 |
| 1981 | Anthony Allen, WASH | 15 | 178 | 11.9 |
| 1982 | Steve Brown, ORE | 18 | 185 | 10.3 |
| 1983 | Lew Barnes, ORE | 25 | 323 | 12.0 |
| 1984 | Ron Milus, WASH | 17 | 211 | 12.4 |
| 1985 | Anthony Parker, ASU | 32 | 312 | 9.7 |
| 1986 | Anthony Parker, ASU | 14 | 308 | 22.0 |
| 1987 | Alan Grant, STAN* | 27 | 446 | 16.5 |
| 1988 | Darryl Henley, UCLA | 21 | 279 | 13.3 |
| 1989 | Eric Guilford, ASU | 25 | 249 | 10.0 |
| 1990 | Beno Bryant, WASH | 36 | 560 | 15.6 |
| 1991 | Eric Guliford, ASU | 15 | 178 | 11.9 |
| 1992 | Glyn Milburn, STAN | 31 | 573 | 18.5 |
| 1993 | Charles Levy, ARIZ | 13 | 167 | 12.8 |
| 1994 | Na'il Benjamin, CAL | 19 | 198 | 10.4 |
| 1995 | Paul Guidry, UCLA | 24 | 370 | 15.4 |
| 1996 | Jerome Pathon, WASH | 18 | 217 | 12.1 |
| 1997 | Troy Walters, STAN | 30 | 424 | 14.1 |
| 1998 | J.R. Redmond, ASU | 18 | 246 | 13.7 |
| 1999 | Dennis Northcutt, ARIZ* | 23 | 436 | 19.0 |
| 2000 | Jemeel Powell, CAL | 12 | 218 | 18.2 |
| 2001 | Luke Powell, STAN | 19 | 304 | 16.0 |
| 2002 | Craig Bragg, UCLA | 16 | 256 | 16.0 |
| 2003 | Charles Frederick, WASH | 29 | 340 | 11.7 |
| 2004 | Reggie Bush, USC^ | 24 | 376 | 15.7 |
| 2005 | Maurice Drew, UCLA | 15 | 427 | 28.5 |
| 2006 | DeSean Jackson, CAL | 26 | 455 | 18.2 |
| 2007 | DeSean Jackson, CAL | 12 | 129 | 10.8 |
| 2008 | Kyle Williams, ASU | 14 | 238 | 17.0 |
| 2009 | William Wright, ARIZ | 12 | 210 | 17.5 |
| 2010 | Cliff Harris, ORE | 29 | 546 | 18.8 |
| 2011 | Drew Terrell, STAN | 18 | 216 | 12.0 |
| 2012 | Keenan Allen, CAL | 15 | 212 | 14.1 |
| 2013 | Nelson Agholor, USC | 18 | 343 | 19.1 |
| 2014 | Kaelin Clay, UTAH | 23 | 346 | 15.0 |
| 2015 | Dante Pettis, WASH | 16 | 271 | 16.9 |
| 2016 | Adoree' Jackson, USC | 20 | 315 | 15.8 |
| 2017 | Dante Pettis, WASH | 22 | 428 | 19.5 |
| 2018 | Tyler Vaughns, USC | 19 | 199 | 10.5 |
| 2019 | Aaron Fuller, WASH | 22 | 250 | 11.4 |
| 2020 | Britain Covey, UTAH | 8 | 129 | 16.1 |
| 2021 | Britain Covey, UTAH | 29 | 427 | 14.7 |

^ participation in two games later vacated

ALL PURPOSE RUNNING

| Year | Player, School | Rush | Rec | Ret | Yards | Avg |
|------|---------------------|-------|-----|-----|-------|-------|
| 1978 | Charles White, USC* | 1,760 | 191 | 145 | 2,096 | 174.7 |
| 1979 | Charles White, USC* | 1,803 | 138 | 0 | 1,941 | 194.1 |
| 1980 | Marcus Allen, USC* | 1,563 | 231 | 0 | 1,794 | 179.4 |
| 1981 | Marcus Allen, USC* | 2,342 | 217 | 0 | 2,559 | 232.6 |
| 1982 | Vincent White, STAN | 494 | 677 | 104 | 1,275 | 127.5 |
| 1983 | Darryl Clack, ASU | 932 | 299 | 92 | 1,323 | 132.3 |
| 1984 | Rueben Mayes, WSU | 1,637 | 113 | 18 | 1,768 | 160.7 |

| Year | Player, School | Rush | Rec | Ret | Yards | Avg |
|------|-----------------------------|-------|-------|-------|-------|-------|
| 1985 | Tony Cherry, ORE | 1,006 | 245 | 286 | 1,537 | 153.7 |
| 1986 | Brad Muster, STAN | 1,053 | 565 | 0 | 1,618 | 147.1 |
| 1987 | Derek Hill, ARIZ | 16 | 798 | 858 | 1,672 | 152.0 |
| 1988 | Steve Broussard, WSU | 1,141 | 141 | 101 | 1,383 | 138.3 |
| 1989 | Steve Broussard, WSU | 1,237 | 326 | 227 | 1,790 | 162.7 |
| 1990 | Glyn Milburn, STAN* | 729 | 632 | 861 | 2,222 | 202.0 |
| 1991 | Russell White, CAL | 1,177 | 139 | 408 | 1,724 | 156.7 |
| 1992 | Glyn Milburn, STAN | 851 | 405 | 865 | 2,121 | 176.8 |
| 1993 | Napoleon Kaufman, WASH | 1,299 | 139 | 413 | 1,851 | 168.3 |
| 1994 | Napoleon Kaufman, WASH | 1,390 | 199 | 237 | 1,826 | 166.0 |
| 1995 | Ricky Whittle, ORE | 971 | 419 | 414 | 1,804 | 164.0 |
| 1996 | Corey Dillon, WASH | 1,555 | 273 | 357 | 2,185 | 198.6 |
| 1997 | Jerome Pathon, WASH | 0 | 1,245 | 595 | 1,840 | 167.3 |
| 1998 | J.R. Redmond, ASU | 883 | 194 | 481 | 1,558 | 155.8 |
| 1999 | Dennis Northcutt, ARIZ | 200 | 1,422 | 627 | 2,249 | 187.4 |
| 2000 | Ken Simonton, OSU | 1,474 | 14 | 0 | 1,488 | 135.3 |
| 2001 | DeShaun Foster, UCLA | 1,109 | 129 | 0 | 1,238 | 154.8 |
| 2002 | Bobby Wade, ARIZ | 4 | 1,389 | 556 | 1,949 | 162.4 |
| 2003 | Steven Jackson, OSU | 1,545 | 470 | 0 | 2,015 | 155.0 |
| 2004 | Reggie Bush, USC^ | 908 | 509 | 376 | 2,330 | 179.2 |
| 2005 | Reggie Bush, USC^ | 1,740 | 478 | 672 | 2,890 | 222.3 |
| 2006 | Marshawn Lynch, CAL | 1,356 | 328 | 101 | 1,785 | 137.3 |
| 2007 | Jonathan Stewart, ORE | 1,722 | 145 | 614 | 2,481 | 190.8 |
| 2008 | Jahvid Best, CAL | 1,580 | 246 | 421 | 2,247 | 187.2 |
| 2009 | James Rodgers, OSU | 303 | 1,034 | 991 | 2,328 | 179.1 |
| 2010 | LaMichael James, ORE | 1,731 | 208 | -2 | 1,937 | 161.4 |
| 2011 | LaMichael James, ORE | 1,805 | 210 | 160 | 2,175 | 181.2 |
| 2012 | Marqise Lee, USC | 106 | 1,721 | 856 | 2,683 | 206.4 |
| 2013 | Marion Grice, ASU | 996 | 438 | 507 | 1,941 | 176.5 |
| 2014 | Javorius Allen, USC | 1,489 | 458 | 0 | 1,947 | 149.8 |
| 2015 | Christian McCaffrey, STAN*# | 2,019 | 645 | 1,200 | 3,864 | 276.0 |
| 2016 | Christian McCaffrey, STAN | 1,603 | 310 | 414 | 2,327 | 211.5 |
| 2017 | Bryce Love, STAN | 2,118 | 33 | 0 | 2,151 | 165.5 |
| 2018 | J.J. Taylor, ARIZ | 2,107 | 133 | 540 | 1,434 | 175.6 |
| 2019 | Brandon Aiyuk, ASU | 6 | 1,192 | 446 | 1,870 | 155.8 |
| 2020 | Demetric Felton, UCLA | 668 | 159 | 168 | 995 | 165.8 |
| 2021 | Rachaad White, ASU | 1,006 | 456 | 61 | 1,523 | 138.5 |

^ participation in two games in 2004 and 12 games in 2005 later vacated due to NCAA penalty

KICKOFF RETURNS

| Year | Player, School | No. | Yards | Avg |
|------|------------------------|-----|-------|------|
| 1970 | Clarence Davis, USC | 14 | 444 | 31.8 |
| 1971 | Ray Taroli, OSU | 32 | 908 | 28.4 |
| 1972 | Reggie Sanderson, STAN | 13 | 378 | 29.1 |
| 1973 | Ron Inge, STAN | 12 | 407 | 33.9 |
| 1974 | Anthony Davis, USC* | 11 | 467 | 42.5 |
| 1975 | Ron Cuie, OSU | 23 | 529 | 23.0 |
| 1976 | Theotis Brown, UCLA | 8 | 204 | 25.5 |
| 1977 | Mike Washington, WSU | 14 | 353 | 25.2 |
| 1978 | Theotis Brown, UCLA | 16 | 434 | 27.1 |
| 1979 | Dwight Robertson, ORE | 25 | 632 | 25.3 |
| 1980 | Mike Washington, WSU | 14 | 352 | 25.1 |
| 1981 | Steve Brown, ORE | 26 | 694 | 26.6 |
| 1982 | Vance Johnson, ARIZ | 13 | 353 | 27.2 |
| 1983 | Shaun Avant, STAN | 14 | 326 | 23.3 |
| 1984 | Tony Cherry, ORE | 29 | 751 | 25.9 |
| 1985 | Robb Thomas, OSU | 19 | 416 | 21.9 |
| 1986 | Steve Jones, WASH | 15 | 407 | 27.1 |
| 1987 | Darrin Greer, CAL | 19 | 532 | 28.0 |
| 1988 | Chris Oldham, ORE | 26 | 764 | 29.4 |
| 1989 | Chris Oldham, ORE | 14 | 402 | 28.7 |
| 1990 | Russell White, CAL | 24 | 629 | 26.2 |
| 1991 | Charles Levy, ARIZ | 27 | 682 | 25.3 |
| 1992 | Deron Pointer, WSU | 15 | 383 | 25.5 |
| 1993 | Napoleon Kaufman, WASH | 15 | 388 | 25.9 |
| 1994 | Damon Dunn, STAN | 17 | 412 | 24.2 |
| 1995 | Damon Dunn, STAN | 19 | 539 | 28.4 |
| 1996 | Terry Battle, ASU | 17 | 528 | 31.1 |
| 1997 | Pat Johnson, ORE | 16 | 462 | 28.9 |
| 1998 | Dee Moronkola, WSU | 16 | 504 | 31.5 |
| 1999 | Deltha O'Neal, CAL | 19 | 555 | 29.2 |
| 2000 | Derrick Johnson, WASH | 23 | 557 | 24.2 |
| 2001 | Tom Pace, ASU | 17 | 537 | 31.6 |
| 2002 | Lashaun Ward, CAL | 28 | 809 | 28.9 |
| 2003 | Reggie Bush, USC | 18 | 492 | 27.3 |



Table with columns: Year, Player, School, No., Yards, Avg. Lists top rushing players from 2004 to 2021, with D.J. Taylor (ASU) and Kazmeir Allen (UCLA) as the top performers in 2020 and 2021 respectively.

PUNTING

Table with columns: Year, Player, School, No., Yards, Avg. Lists top punters from 1940 to 1993, with Norm Standlee (STAN) and Curt Mecham (ORE) as the top performers in 1940 and 1941 respectively.

Table with columns: Year, Player, School, No., Yards, Avg. Lists top rushing players from 1994 to 2021, with Kyle Ostendorf (Arizona) as the top performer in 2021.

TACKLES (Since 1984)

Table with columns: Year, Player, School, Gm., UT, AT, Total, Avg. Lists top tacklers from 1984 to 2021, with Lamont Hundley (ARIZ) as the top performer in 1984.

QB SACKS (Since 1984)

| Year | Player, School | Gm | No. | Yards |
|------|--------------------------|----|------|-------|
| 1984 | Steve Boadway, ARIZ | 11 | 13 | 81 |
| 1985 | Danny Lockett, ARIZ | 11 | 12 | — |
| 1986 | Stan Mataele, ARIZ | — | 10.5 | — |
| 1987 | Carnell Lake, UCLA | — | 13 | 104 |
| 1988 | Rob Hinckley, STAN | — | 13 | 109 |
| 1989 | Tim Ryan, USC | — | 19 | 102 |
| 1990 | Reggie Johnson, ARIZ | 11 | 11 | 85 |
| 1991 | Shante Carver, ASU | 11 | 11 | 69 |
| 1992 | Ron George, STAN | 12 | 15 | 107 |
| | Willie McGinest, USC | 11 | 15 | 75 |
| 1993 | Tedy Bruschi, ARIZ | 11 | 19 | 143 |
| 1994 | DeWayne Patterson, WSU | 10 | 14.5 | 77 |
| 1995 | Tedy Bruschi, ARIZ | 11 | 16 | 96 |
| 1996 | Jason Chorak, WASH | 11 | 14.5 | 91 |
| 1997 | Kailee Wong, STAN | 11 | 12 | 77 |
| 1998 | Daniel Greer, ARIZ | 12 | 10 | 68 |
| 1999 | Mawu Tugenyoh, CAL | 10 | 13 | 105 |
| 2000 | Riall Johnson, STAN | 11 | 15 | 110 |
| 2001 | D.D. Acholonu, WSU | 11 | 11 | 69 |
| 2002 | Terrell Suggs, ASU* | 14 | 24 | 171 |
| 2003 | D.D. Acholonu, WSU* | 13 | 16.5 | 121 |
| | Kenechi Udeze, USC* | 13 | 16.5 | 115 |
| | Dave Ball, UCLA* | 13 | 16.5 | 91 |
| 2004 | Ryan Riddle, CAL | 12 | 14.5 | 122 |
| 2005 | Anthony Trucks, ORE | 12 | 11.0 | 60 |
| 2006 | Justin Hickman, UCLA | 13 | 12.5 | 97 |
| | Bruce Davis, UCLA | 13 | 12.5 | 75 |
| 2007 | Nick Reed, ORE | 13 | 12 | 101 |
| | Bruce Davis, UCLA | 13 | 12 | 66 |
| 2008 | Nick Reed, ORE | 13 | 13 | 83 |
| 2009 | Kenny Rowe, ORE | 13 | 11.5 | 63 |
| 2010 | Ricky Elmore, ARIZ | 13 | 11.0 | 67 |
| 2011 | Nick Perry, USC | 12 | 9.5 | 52 |
| 2012 | Anthony Barr, UCLA | 14 | 13.5 | 70 |
| 2013 | Trent Murphy, STAN | 14 | 15.0 | 119 |
| 2014 | Hau'oli Kikaha, WASH | 14 | 19.0 | 130 |
| 2015 | DeForest Buckner, ORE | 13 | 10.5 | 74 |
| 2016 | Hunter Dimick, UTAH | 13 | 14.5 | 73 |
| 2017 | Hercules Mata'afa, ASU | 13 | 10.5 | 55 |
| 2018 | Bradlee Anae, UTAH | 14 | 8.0 | 56 |
| 2019 | Hamilcar Rashed Jr., OSU | 12 | 14.0 | 109 |
| 2020 | Zion Tupuola-Fetui, WASH | 4 | 7.0 | 49 |
| 2021 | Mika Tafua, UTAH | 14 | 9.5 | 77 |

TACKLES FOR LOSS (Since 1990)

| Year | Player, School | Gm | No. | Yards |
|------|-------------------------|----|------|-------|
| 1990 | Ron George, STAN | 11 | 28 | 144 |
| 1991 | Steve Emtman, WASH | 11 | 19.5 | 50 |
| 1992 | Ron George, STAN | 13 | 26 | 141 |
| 1993 | Tedy Bruschi, ARIZ | 11 | 27 | 171 |
| 1994 | Donnie Edwards, UCLA | 11 | 21 | 108 |
| 1995 | Duane Clemons, CAL | 11 | 26 | 103 |
| 1996 | Derrick Rodgers, ASU | 11 | 23 | 139 |
| 1997 | Kailee Wong, STAN | 11 | 22 | 110 |
| 1998 | Sekou Sanyika, CAL | 11 | 23 | 125 |
| 1999 | Adam Archuleta, ASU | 10 | 21 | 102 |
| 2000 | Riall Johnson, STAN | 11 | 20 | 130 |
| 2001 | Robert Thomas, UCLA | 11 | 26 | 72 |
| 2002 | Terrell Suggs, ASU* | 14 | 31.5 | 203 |
| 2003 | Kenechi Udeze, USC | 13 | 26 | 137 |
| 2004 | Manase Hopoi, WASH | 11 | 22 | 97 |
| 2005 | Anthony Trucks, ORE | 12 | 15.5 | 78 |
| 2006 | Justin Hickman, UCLA | 13 | 19 | 117 |
| 2007 | Nick Reed, ORE | 13 | 22.5 | 115 |
| 2008 | Zack Follett, CAL | 13 | 23 | 138 |
| 2009 | Brian Price, UCLA | 13 | 23.5 | 96 |
| 2010 | Victor Aiyewa, WASH | 13 | 21 | 53 |
| 2011 | Chase Thomas, STAN | 13 | 17.5 | 96 |
| 2012 | Will Sutton, ASU | 12 | 23.5 | 130 |
| 2013 | Trent Murphy, STAN | 14 | 23.5 | 147 |
| 2014 | Scooby Wright III, ARIZ | 14 | 29.0 | 96 |
| 2015 | Salamo Fiso, ASU | 13 | 20.0 | 56 |

| Year | Player, School | Gm | No. | Yards |
|------|--------------------------|----|------|-------|
| 2016 | Hunter Dimick, UTAH | 13 | 20.0 | 86 |
| 2017 | Hercules Mata'afa, WSU | 13 | 22.5 | 96 |
| 2018 | Chase Hansen, UTAH | 14 | 22.0 | 81 |
| 2019 | Hamilcar Rashed Jr., OSU | 12 | 22.5 | 131 |
| 2020 | Carson Wells, COLO | 6 | 16.0 | 57 |
| 2021 | Devin Lloyd, UTAH | 14 | 22.0 | 97 |

INTERCEPTIONS

| Year | Player, School | No. | Yards | TD |
|------|--------------------------|-----|-------|----|
| 1941 | Bob Robertson, USC* | 9 | 126 | 0 |
| 1942 | Bob Waterfield, UCLA | 7 | 96 | 0 |
| 1943 | Jay Stoves, WASH* | 7 | 139 | 0 |
| 1944 | Jim Hardy, USC* | 8 | 73 | 0 |
| 1945 | Jake Leicht, ORE* | 10 | 202 | 0 |
| 1946 | Larry Hatch, WASH* | 8 | 114 | 0 |
| 1947 | Jackie Jensen, CAL | 7 | 102 | 0 |
| 1948 | Paul Keckley, CAL | 7 | 54 | 0 |
| 1949 | Bill Sheffold, OSU | 9 | 138 | 0 |
| 1950 | Dick Sprague, WASH | 7 | 28 | 0 |
| 1951 | George Shaw, ORE* | 13 | 136 | 0 |
| 1952 | Jim Psaltis, USC | 9 | 113 | 2 |
| 1953 | Bob Garrett, STAN* | 9 | 80 | 1 |
| 1954 | Bob Iverson, WSU | 5 | 65 | 0 |
| 1955 | Sam Wesley, OSU* | 7 | 61 | 0 |
| 1956 | Ernie Zampese, USC | 6 | 108 | 0 |
| 1957 | Kirk Wilson, UCLA | 4 | 74 | 0 |
| | Darrell Roberts, CAL | 4 | 35 | 0 |
| | Dick Wallen, UCLA | 4 | 31 | 0 |
| 1958 | Phil Parslow, UCLA | 3 | 117 | — |
| | Don Buford, USC | 3 | 73 | 0 |
| | Steve Bates, CAL | 3 | 54 | 0 |
| | George Fleming, WASH | 3 | 35 | 0 |
| | Tom Maudlin, USC | 3 | 20 | 0 |
| | John Brown, UCLA | 3 | — | — |
| 1959 | Bob Schloredt, WASH | 4 | 5 | 0 |
| 1960 | Bob Hivner, WASH | 5 | 83 | 0 |
| 1961 | Jim Stiger, WASH | 5 | 51 | 0 |
| | Larry Balliett, CAL | 5 | 47 | 0 |
| 1962 | Willie Brown, USC | 5 | 47 | 0 |
| 1963 | Tom Lupo, USC | 3 | 59 | 1 |
| | Jerry Mosher, CAL | 3 | 33 | 0 |
| | Jim Phillips, CAL | 3 | 24 | 0 |
| | John O'Brien, WASH | 3 | 20 | 0 |
| | Willie Brown, USC | 3 | 17 | 0 |
| 1964 | Jim Hunt, CAL | 7 | 65 | 0 |
| 1965 | Bob Stiles, UCLA | 9 | 125 | 0 |
| 1966 | Wayne Stewart, CAL | 6 | 146 | 2 |
| 1967 | Ken Wiedemann, CAL | 6 | 91 | 1 |
| | Sandy Green, UCLA | 6 | 51 | 0 |
| 1968 | Al Worley, WASH* | 14 | 130 | 1 |
| 1969 | Lionel Thomas, WSU | 6 | 156 | 1 |
| | Tyrone Hudson, USC | 6 | 129 | 1 |
| | Ron Carver, UCLA | 6 | 97 | 0 |
| 1970 | Ron Ayala, USC | 8 | 113 | 0 |
| 1971 | Bill Drake, ORE | 7 | 112 | 1 |
| | Benny Barnes, STAN | 7 | 112 | 0 |
| | Steve Brown, OSU | 7 | 48 | 0 |
| 1972 | Bill Bartley, OSU | 8 | 48 | 0 |
| 1973 | Artimus Parker, USC | 8 | 100 | 0 |
| 1974 | Charles Phillips, USC | 7 | 302 | 3 |
| 1975 | Chuck Wills, ORE | 6 | 62 | 0 |
| 1976 | Dennis Thurman, USC | 8 | 170 | 1 |
| 1977 | Kenny Easley, UCLA | 6 | 33 | 0 |
| 1978 | Kim Anderson, ASU | 7 | 44 | 0 |
| 1979 | Dave Liggins, ARIZ | 5 | 50 | 0 |
| 1980 | Ronnie Lott, USC* | 8 | 166 | 1 |
| | Mike Richardson, ASU* | 8 | 89 | 2 |
| 1981 | Tom Sullivan, UCLA | 6 | 28 | 0 |
| | Mike Richardson, ASU | 6 | 23 | 0 |
| 1982 | Randy Robbins, ARIZ | 6 | 85 | 1 |
| 1983 | Ricky Hunley, ARIZ | 7 | 123 | 2 |
| 1984 | Allan Durden, ARIZ | 6 | 108 | 1 |
| 1985 | Lavance Northington, OSU | 7 | 39 | 0 |
| 1986 | Teddy Johnson, OSU | 9 | 86 | 0 |
| 1987 | Chuck Cecil, ARIZ | 9 | 77 | 0 |



ANNUAL STATISTICAL CHAMPIONS

| Year | Player, School | No. | Yards | TD |
|------|--------------------------|-----|-------|----|
| 1988 | Chris Oldham, ORE | 5 | 112 | 0 |
| | Marcus Turner, UCLA | 5 | 94 | 1 |
| 1989 | Mark Carrier, USC | 7 | 58 | 0 |
| 1990 | Darryl Lewis, ARIZ | 7 | 192 | 2 |
| 1991 | Carlton Gray, UCLA | 10 | 119 | 1 |
| 1992 | Herman O'Berry, ORE | 6 | 3 | 0 |
| 1993 | Marvin Goodwin, UCLA | 6 | 136 | 0 |
| | Tony Bouie, ARIZ | 6 | 100 | 0 |
| 1994 | Reggie Tongue, OSU | 5 | 120 | 3 |
| | John Herpin, USC | 5 | 21 | 0 |
| 1995 | Kenny Wheaton, ORE | 4 | 107 | 1 |
| | LeRoy Pruitt, STAN | 4 | 68 | 0 |
| | Josh Madsen, STAN | 4 | 33 | 0 |
| | Jesse Davis, USC | 4 | 21 | 0 |
| | Ikaika Malloe, WASH | 4 | 4 | 0 |
| 1996 | Chris McAlister, ARIZ | 6 | 103 | 1 |
| 1997 | Larry Atkins, UCLA | 5 | 154 | 0 |
| 1998 | Tim Smith, STAN | 6 | 69 | 0 |
| | Chris Claiborne, USC | 6 | 159 | 2 |
| 1999 | Deltha O'Neal, CAL* | 9 | 280 | 4 |
| 2000 | Jake Cookus, OSU | 5 | 49 | 0 |
| 2001 | Lamont Thompson, WSU | 8 | 96 | 1 |
| 2002 | Jason David, WSU | 7 | 101 | 0 |
| 2003 | Will Poole, USC | 7 | 70 | 1 |
| | Erik Coleman, WSU | 7 | 22 | 0 |
| 2004 | Mitch Meeuwse, OSU | 6 | 12 | 0 |
| 2005 | Aaron Gipson, ORE* | 7 | 117 | 1 |
| 2006 | Daymeion Hughes, CAL | 8 | 113 | 2 |
| 2007 | Jairus Byrd, ORE | 7 | 31 | 0 |
| 2008 | Mike Nixon, ASU | 5 | 82 | 1 |
| | Walter Thurmond III, ORE | 5 | 67 | 1 |
| 2009 | Rahim Moore, UCLA | 10 | 79 | 0 |
| 2010 | Cliff Harris, ORE | 6 | 92 | 1 |
| 2011 | Shaq Richardson, ARIZ | 4 | 73 | 1 |
| | Damante Horton, WSU | 4 | 76 | 1 |
| | Jordan Poyer, OSU | 4 | 56 | 1 |
| | Conroy Black, UTAH | 4 | 158 | 1 |
| | Clint Floyd, ASU | 4 | 45 | 0 |
| | Andrew Abbott, UCLA | 4 | 37 | 0 |
| | Sean Parker, WASH | 4 | 25 | 0 |
| 2012 | Jordan Poyer, OSU | 7 | 122 | 1 |
| 2013 | Deone Bucannon, WSU | 6 | 110 | 0 |
| | Rashaad Reynolds, OSU | 6 | 69 | 0 |
| | Steven Nelson, OSU | 6 | 26 | 1 |
| 2014 | Erick Dargan, ORE | 7 | 110 | 0 |
| 2015 | Kareem Orr, ASU | 6 | 98 | 1 |
| 2016 | Tedrick Thompson, COLO | 7 | 103 | 0 |
| 2017 | Lorenzo Burns, ARIZ | 5 | 58 | 0 |
| | Justin Reid, STAN | 5 | 1 | 0 |
| 2018 | Jaylin Hawkins, CAL | 6 | 39 | 0 |
| 2019 | Paulson Adebo, STAN | 4 | 4 | 0 |
| | Mikial Onu, COLO | 4 | 8 | 0 |
| | Lorenzo Burns, ARIZ | 4 | 29 | 0 |
| | Skyler Thomas, WSU | 4 | 72 | 0 |
| | Elijah Molden, WASH | 4 | 45 | 0 |
| | Julian Blackmon, UTAH | 4 | 39 | 1 |
| | Isaiah Pola-Mao, USC | 4 | 38 | 0 |
| | Vernon Mckinley III, ORE | 4 | 84 | 0 |
| | Jevon Holland, ORE | 4 | 64 | 1 |
| 2020 | Talanoa Hufanga, USC | 4 | 90 | 0 |
| 2021 | Verone McKinley III, ORE | 6 | -1 | 0 |

* NCAA Statistical Champion, # FBS record

| TOTAL OFFENSE | | | | PASSING OFFENSE | | | | RUSHING OFFENSE | | | | SCORING OFFENSE | | | |
|---------------|------------------|-------|-------|-----------------|-------------------|-------|-------|-----------------|------------------|-------|-------|-----------------|------------------|--------|------|
| Year | Team | Yards | Avg | Year | Team | Yards | Avg | Year | Team | Yards | Avg | Year | Team | Points | Avg |
| 1954 | UCLA | 3,299 | 366.7 | 1953 | Stanford* | 1,795 | 179.5 | 1954 | UCLA | 2,578 | 286.4 | 1954 | UCLA* | 367 | 40.8 |
| 1955 | Stanford | 3,551 | 355.1 | 1954 | California | 1,724 | 172.4 | 1955 | Oregon | 2,527 | 252.7 | 1955 | UCLA | 285 | 28.5 |
| 1956 | USC | 3,481 | 348.1 | 1955 | Stanford | 1,605 | 160.5 | 1956 | USC | 2,695 | 269.5 | 1956 | Washington | 232 | 23.2 |
| 1957 | Stanford | 3,431 | 343.1 | 1956 | Washington State* | 2,068 | 206.8 | 1957 | Oregon State | 2,478 | 247.8 | 1957 | Stanford | 227 | 22.7 |
| 1958 | California | 3,149 | 314.9 | 1957 | Washington State | 1,808 | 180.8 | 1958 | California | 2,594 | 235.8 | 1958 | Washington State | 199 | 19.9 |
| 1959 | Stanford | 3,470 | 347.0 | 1958 | Stanford | 1,581 | 158.1 | 1959 | USC | 2,493 | 249.3 | 1959 | Stanford | 232 | 23.2 |
| 1960 | UCLA | 3,227 | 322.7 | 1959 | Stanford* | 2,279 | 227.9 | 1960 | Washington | 2,186 | 218.6 | 1960 | Washington | 255 | 25.5 |
| 1961 | UCLA | 2,865 | 286.5 | 1960 | Stanford | 1,313 | 131.3 | 1961 | UCLA | 2,185 | 218.5 | 1961 | UCLA | 185 | 18.5 |
| 1962 | USC | 3,274 | 327.4 | 1961 | USC | 1,165 | 116.5 | 1962 | Washington | 2,514 | 251.4 | 1962 | USC | 219 | 21.9 |
| 1963 | USC | 3,307 | 330.7 | 1962 | California | 1,795 | 179.5 | 1963 | Washington | 2,180 | 218.0 | 1963 | Oregon | 253 | 25.3 |
| 1964 | USC | 3,526 | 352.6 | 1963 | UCLA | 1,560 | 156.0 | 1964 | Washington | 2,073 | 207.3 | 1964 | USC | 207 | 20.7 |
| 1965 | USC | 3,748 | 374.8 | 1964 | California | 2,187 | 218.7 | 1965 | USC | 2,562 | 256.2 | 1965 | USC | 262 | 26.2 |
| 1966 | UCLA | 3,735 | 373.5 | 1965 | Oregon | 2,021 | 202.1 | 1966 | UCLA | 2,338 | 233.8 | 1966 | UCLA | 281 | 28.1 |
| 1967 | UCLA | 3,662 | 366.2 | 1966 | USC | 1,414 | 141.4 | 1967 | Oregon State | 2,389 | 238.9 | 1967 | USC | 258 | 25.8 |
| 1968 | Stanford | 4,278 | 427.8 | 1967 | UCLA | 1,588 | 158.8 | 1968 | Oregon State | 2,652 | 265.2 | 1968 | Oregon State | 285 | 28.5 |
| 1969 | Stanford | 4,946 | 494.6 | 1968 | Stanford | 2,516 | 251.6 | 1969 | USC | 2,162 | 216.2 | 1969 | Stanford | 349 | 34.9 |
| 1970 | USC | 4,956 | 451.0 | 1969 | Stanford | 2,985 | 298.5 | 1970 | USC | 2,748 | 249.8 | 1970 | USC | 343 | 31.2 |
| 1971 | Stanford | 4,133 | 375.7 | 1970 | Oregon | 3,100 | 281.8 | 1971 | Washington State | 2,636 | 239.6 | 1971 | Washington | 357 | 35.7 |
| 1972 | USC | 4,731 | 430.1 | 1971 | Washington | 2,606 | 236.9 | 1972 | UCLA | 3,810 | 346.4 | 1972 | USC | 425 | 38.6 |
| 1973 | UCLA | 5,177 | 470.6 | 1972 | Stanford | 2,509 | 228.1 | 1973 | UCLA* | 4,403 | 400.3 | 1973 | UCLA | 470 | 42.7 |
| 1974 | California* | 4,196 | 381.5 | 1973 | Washington | 2,154 | 195.8 | 1974 | USC | 3,107 | 282.5 | 1974 | USC | 345 | 31.3 |
| 1975 | California | 5,044 | 458.5 | 1974 | California | 2,599 | 236.3 | 1975 | UCLA | 3,619 | 329.0 | 1975 | California | 330 | 30.0 |
| 1976 | USC | 4,757 | 432.5 | 1975 | California | 2,522 | 229.3 | 1976 | UCLA | 3,755 | 341.4 | 1976 | UCLA | 385 | 35.0 |
| 1977 | USC | 4,959 | 450.8 | 1976 | Washington State | 3,265 | 296.8 | 1977 | USC | 2,857 | 259.7 | 1977 | Washington | 317 | 28.8 |
| 1978 | Stanford | 4,791 | 435.5 | 1977 | Stanford | 2,856 | 259.6 | 1978 | USC | 2,970 | 247.5 | 1978 | Arizona State | 313 | 28.5 |
| 1979 | USC | 5,136 | 466.9 | 1978 | Stanford | 2,947 | 267.9 | 1979 | USC | 3,034 | 276.6 | 1979 | USC | 372 | 33.8 |
| 1980 | Stanford | 4,759 | 432.6 | 1979 | California | 3,215 | 292.3 | 1980 | USC | 2,489 | 226.3 | 1980 | Washington | 327 | 29.7 |
| 1981 | Arizona State* | 5,486 | 498.7 | 1980 | Stanford | 2,921 | 265.5 | 1981 | USC | 3,293 | 299.4 | 1981 | Arizona State | 394 | 35.8 |
| 1982 | UCLA | 4,757 | 432.5 | 1981 | Stanford | 3,066 | 278.7 | 1982 | Washington State | 2,105 | 191.4 | 1982 | UCLA | 375 | 34.1 |
| 1983 | Arizona State | 4,569 | 415.4 | 1982 | Stanford | 3,311 | 301.0 | 1983 | Washington | 2,117 | 192.5 | 1983 | Arizona | 353 | 32.1 |
| 1984 | Washington State | 4,762 | 432.9 | 1983 | California | 3,057 | 277.9 | 1984 | Washington State | 2,775 | 252.3 | 1984 | Washington | 324 | 29.5 |
| 1985 | Washington State | 4,851 | 441.0 | 1984 | Arizona State | 2,710 | 246.4 | 1985 | Washington State | 2,530 | 230.0 | 1985 | UCLA | 318 | 28.9 |
| 1986 | Arizona State | 4,467 | 406.1 | 1985 | Stanford | 2,874 | 261.3 | 1986 | Arizona | 2,412 | 219.3 | 1986 | Washington | 372 | 33.8 |
| 1987 | UCLA | 4,886 | 444.2 | 1986 | Oregon State | 3,149 | 286.3 | 1987 | Arizona | 2,450 | 222.7 | 1987 | UCLA | 406 | 36.9 |
| 1988 | Washington State | 5,439 | 494.5 | 1987 | Oregon State | 3,152 | 286.5 | 1988 | Arizona | 2,714 | 246.7 | 1988 | Washington State | 391 | 35.5 |
| 1989 | USC | 5,029 | 457.2 | 1988 | Oregon State | 2,896 | 263.3 | 1989 | Arizona | 2,650 | 240.9 | 1989 | Oregon | 352 | 32.0 |
| 1990 | Washington | 4,499 | 409.0 | 1989 | Washington State | 2,972 | 270.2 | 1990 | Washington | 2,715 | 246.8 | 1990 | Washington | 394 | 35.8 |
| 1991 | Washington | 5,191 | 471.9 | 1990 | UCLA | 2,766 | 251.5 | 1991 | Washington | 2,551 | 231.9 | 1991 | Washington | 461 | 41.9 |
| 1992 | Washington State | 4,467 | 406.1 | 1991 | Washington State | 3,028 | 275.3 | 1992 | Oregon State | 2,452 | 222.9 | 1992 | Washington | 306 | 27.8 |
| 1993 | California | 4,838 | 403.2 | 1992 | Washington State | 2,986 | 271.5 | 1993 | Oregon State | 3,275 | 297.7 | 1993 | Washington State | 306 | 27.8 |
| 1994 | Stanford | 4,889 | 444.5 | 1993 | Stanford | 3,709 | 337.2 | 1994 | Oregon State | 3,072 | 279.3 | 1993 | UCLA | 352 | 32.0 |
| 1995 | USC | 4,557 | 414.3 | 1994 | Stanford | 3,358 | 305.3 | 1995 | Oregon State | 2,302 | 209.3 | 1994 | Stanford | 327 | 29.7 |
| 1996 | Arizona State | 5,417 | 492.5 | 1995 | Oregon | 2,902 | 263.8 | 1996 | Arizona State | 2,734 | 248.5 | 1995 | Stanford | 331 | 30.1 |
| 1997 | Washington State | 5,524 | 502.2 | 1996 | California | 3,536 | 321.5 | 1997 | Arizona State | 2,132 | 193.8 | 1996 | Arizona State | 471 | 42.8 |
| 1998 | UCLA | 5,309 | 482.6 | 1997 | Washington State | 3,789 | 344.5 | 1998 | Arizona | 2,561 | 213.4 | 1997 | Washington State | 467 | 42.5 |
| 1999 | Arizona | 5,663 | 471.9 | 1998 | Stanford | 3,516 | 319.6 | 1999 | Arizona | 2,626 | 218.8 | 1998 | UCLA | 445 | 40.5 |
| 2000 | USC | 4,991 | 415.9 | 1999 | Stanford | 3,448 | 313.5 | 2000 | Washington | 2,329 | 211.7 | 1999 | Stanford | 409 | 37.2 |
| 2001 | Stanford | 4,967 | 451.5 | 2000 | Arizona State | 2,935 | 266.8 | 2001 | Stanford | 2,211 | 201.1 | 2000 | Oregon State | 359 | 32.6 |
| 2002 | USC | 5,840 | 449.2 | 2001 | Washington State | 3,310 | 300.9 | 2002 | Oregon State | 1,933 | 148.7 | 2001 | Stanford | 408 | 37.1 |
| 2003 | Oregon State | 6,019 | 463.0 | 2002 | Washington | 4,501 | 346.2 | 2003 | California | 2,356 | 168.3 | 2002 | USC | 465 | 35.8 |
| 2004 | California | 5,909 | 492.4 | 2003 | Oregon State | 4,265 | 328.1 | 2004 | California | 3,081 | 256.8 | 2003 | USC | 534 | 41.1 |
| 2005 | USC | 7,537 | 579.8 | 2004 | Arizona State | 3,808 | 317.3 | 2005 | USC | 3,380 | 260.0 | 2004 | USC | 496 | 38.2 |
| 2006 | Oregon | 5,502 | 423.2 | 2005 | Arizona State | 4,481 | 373.4 | 2006 | Oregon | 2,369 | 182.2 | 2005 | USC | 638 | 49.1 |
| 2007 | Oregon | 6,078 | 467.5 | 2006 | USC | 3,430 | 263.8 | 2007 | Oregon | 3,272 | 251.7 | 2006 | California | 427 | 32.8 |
| 2008 | Oregon | 6,303 | 484.8 | 2007 | Washington State | 3,836 | 319.7 | 2008 | Oregon | 3,641 | 280.1 | 2007 | Oregon | 496 | 38.2 |
| 2009 | Stanford | 5,559 | 427.6 | 2008 | USC | 3,378 | 259.8 | 2009 | Oregon | 3,012 | 231.7 | 2008 | Oregon | 545 | 41.9 |
| 2010 | Oregon* | 6,899 | 530.7 | 2009 | Oregon State | 3,520 | 270.8 | 2010 | Oregon | 3,721 | 286.2 | 2009 | Oregon | 469 | 36.1 |
| 2011 | Oregon | 7,319 | 522.8 | 2010 | Arizona | 4,000 | 307.7 | 2011 | Oregon | 4,189 | 299.2 | 2010 | Oregon* | 611 | 47.0 |
| 2012 | Oregon | 6,986 | 537.4 | 2011 | Arizona | 4,444 | 370.3 | 2012 | Oregon | 4,098 | 315.2 | 2011 | Oregon | 645 | 46.1 |
| 2013 | Oregon | 7,345 | 565.0 | 2012 | Washington State | 3,965 | 330.4 | 2013 | Oregon | 3,556 | 273.5 | 2012 | Oregon | 645 | 49.6 |
| 2014 | Oregon | 8,205 | 547.0 | 2013 | Oregon State | 4,844 | 372.6 | 2014 | Oregon | 3,518 | 234.5 | 2013 | Oregon | 591 | 45.5 |
| 2015 | Oregon | 6,997 | 538.2 | 2014 | Washington State* | 5,757 | 477.7 | 2015 | Oregon | 3,639 | 279.9 | 2014 | Oregon | 681 | 45.4 |
| 2016 | California | 6,158 | 513.2 | 2015 | Washington State | 5,059 | 389.2 | 2016 | Arizona | 2,820 | 235.0 | 2015 | Oregon | 559 | 43.0 |
| 2017 | Arizona | 6,364 | 489.5 | 2016 | Washington State | 4,713 | 362.5 | 2017 | Arizona | 4,021 | 309.3 | 2016 | Washington | 585 | 41.8 |
| 2018 | Arizona | 5,492 | 457.7 | 2017 | Washington State | 4,769 | 366.8 | 2018 | Arizona | 2,429 | 202.4 | 2017 | Arizona | 537 | 41.3 |
| 2019 | Washington State | 6,568 | 505.2 | 2018 | Washington State | 4,859 | 373.8 | 2019 | Utah | 2,819 | 201.4 | 2018 | Washington State | 488 | 37.5 |
| 2020 | Arizona State | 1,834 | 458.5 | 2019 | Washington State | 5,683 | 437.2 | 2020 | Arizona State | 1,057 | 264.3 | 2019 | Washington State | 491 | 37.8 |
| 2021 | USC | 5,323 | 443.6 | 2020 | USC | 1,916 | 319.3 | 2021 | Utah | 3,305 | 216.8 | 2020 | Arizona State | 161 | 40.3 |
| | | | | 2021 | USC | 3,580 | 298.3 | | | | | 2021 | UCLA | 438 | 36.5 |



| TOTAL DEFENSE | | | | PASSING DEFENSE | | | | RUSHING DEFENSE | | | | SCORING DEFENSE | | | |
|---------------|------------------|-------|-------|-----------------|------------------|-------|-------|-----------------|---------------|-------|-------|-----------------|------------------|--------|------|
| Year | Team | Yards | Avg | Year | Team | Yards | Avg | Year | Team | Yards | Avg | Year | Team | Points | Avg |
| 1954 | UCLA | 1,708 | 189.8 | 1954 | Oregon | 932 | 93.2 | 1954 | UCLA* | 659 | 73.3 | 1954 | UCLA* | 40 | 4.4 |
| 1955 | Washington | 2,122 | 212.2 | 1955 | Washington | 600 | 60.0 | 1955 | UCLA | 1,458 | 145.8 | 1955 | UCLA | 57 | 5.7 |
| 1956 | Oregon | 2,359 | 235.9 | 1956 | Oregon | 769 | 76.9 | 1956 | USC | 1,488 | 148.5 | 1956 | Oregon | 102 | 10.2 |
| 1957 | Oregon | 2,629 | 262.9 | 1957 | USC | 795 | 79.5 | 1957 | Oregon State | 1,587 | 158.7 | 1957 | UCLA | 83 | 8.3 |
| 1958 | Oregon | 2,096 | 209.6 | 1958 | Washington State | 607 | 60.7 | 1958 | Oregon | 1,440 | 144.0 | 1958 | Oregon | 50 | 5.0 |
| 1959 | USC | 1,844 | 184.4 | 1959 | Washington | 747 | 74.7 | 1959 | USC | 981 | 98.1 | 1959 | Washington | 65 | 6.5 |
| 1960 | UCLA | 2,628 | 262.8 | 1960 | California | 1,072 | 107.2 | 1960 | Washington | 1,117 | 111.7 | 1960 | UCLA | 84 | 8.4 |
| 1961 | UCLA | 2,231 | 223.1 | 1961 | USC | 666 | 66.6 | 1961 | UCLA | 1,442 | 144.2 | 1961 | Washington | 98 | 9.8 |
| 1962 | USC | 2,376 | 237.6 | 1962 | UCLA | 924 | 92.4 | 1962 | Washington | 1,174 | 117.4 | 1962 | USC | 55 | 5.5 |
| 1963 | USC | 2,418 | 241.8 | 1963 | USC | 946 | 94.6 | 1963 | Washington | 1,336 | 133.6 | 1963 | USC | 114 | 11.4 |
| 1964 | Washington | 2,340 | 234.0 | 1964 | Oregon State | 1,119 | 111.9 | 1964 | Washington | 644 | 64.4 | 1964 | Oregon State | 90 | 9.0 |
| 1965 | Stanford | 2,361 | 236.1 | 1965 | Oregon State | 928 | 92.8 | 1965 | USC | 1,218 | 121.8 | 1965 | USC | 92 | 9.2 |
| 1966 | USC | 2,324 | 232.4 | 1966 | Oregon | 1,070 | 107.0 | 1966 | USC | 1,046 | 104.6 | 1966 | USC | 114 | 11.4 |
| 1967 | USC | 2,031 | 203.1 | 1967 | Oregon | 916 | 91.6 | 1967 | USC | 827 | 82.7 | 1967 | USC | 84 | 8.4 |
| 1968 | California | 2,522 | 252.2 | 1968 | Washington | 1,321 | 132.1 | 1968 | California | 1,208 | 109.8 | 1968 | California | 112 | 10.2 |
| 1969 | USC | 2,471 | 247.1 | 1969 | UCLA | 1,358 | 135.8 | 1969 | USC | 956 | 95.6 | 1969 | UCLA | 103 | 10.3 |
| 1970 | Oregon State | 3,310 | 300.9 | 1970 | Oregon State | 1,858 | 168.9 | 1970 | USC | 1,423 | 129.4 | 1970 | Stanford | 189 | 17.2 |
| 1971 | Stanford | 2,414 | 219.5 | 1971 | Stanford | 1,142 | 103.8 | 1971 | Stanford | 1,282 | 116.5 | 1971 | Stanford | 123 | 11.2 |
| 1972 | USC | 2,534 | 230.4 | 1972 | Stanford | 1,237 | 112.5 | 1972 | USC | 1,036 | 94.2 | 1972 | USC | 117 | 10.6 |
| 1973 | USC | 3,321 | 301.9 | 1973 | Stanford | 1,329 | 120.8 | 1973 | Oregon | 1,890 | 171.8 | 1973 | USC | 160 | 14.5 |
| 1974 | USC | 2,868 | 260.7 | 1974 | Oregon State | 993 | 90.3 | 1974 | USC | 1,556 | 141.5 | 1974 | USC | 125 | 11.4 |
| 1975 | USC | 3,161 | 287.4 | 1975 | Washington | 979 | 89.0 | 1975 | USC | 1,562 | 142.0 | 1975 | USC | 140 | 12.8 |
| 1976 | USC | 2,988 | 271.6 | 1976 | Washington State | 1,337 | 121.5 | 1976 | USC | 1,425 | 129.5 | 1976 | USC | 133 | 12.1 |
| 1977 | USC | 3,052 | 277.4 | 1977 | California | 1,398 | 127.1 | 1977 | USC | 1,552 | 141.1 | 1977 | Washington | 174 | 15.8 |
| 1978 | Arizona State | 2,921 | 265.6 | 1978 | Washington | 1,370 | 124.5 | 1978 | USC | 1,096 | 91.3 | 1978 | USC | 143 | 11.9 |
| 1979 | Washington | 3,014 | 274.0 | 1979 | Washington | 1,279 | 116.3 | 1979 | USC | 1,397 | 127.0 | 1979 | Washington | 147 | 13.4 |
| 1980 | USC | 2,577 | 234.3 | 1980 | USC | 1,513 | 137.5 | 1980 | USC | 1,064 | 96.7 | 1980 | USC | 134 | 12.2 |
| 1981 | USC | 3,138 | 285.3 | 1981 | Washington State | 1,362 | 123.8 | 1981 | Arizona State | 1,332 | 121.7 | 1981 | USC | 144 | 13.1 |
| 1982 | Arizona State* | 2,518 | 228.9 | 1982 | Arizona State | 1,472 | 133.8 | 1982 | Arizona State | 1,046 | 95.1 | 1982 | Arizona State | 124 | 11.3 |
| 1983 | Arizona State | 3,240 | 294.5 | 1983 | Stanford | 1,839 | 167.2 | 1983 | Arizona | 1,081 | 98.3 | 1983 | Washington | 165 | 15.0 |
| 1984 | Washington | 3,050 | 277.3 | 1984 | Arizona State | 1,550 | 140.9 | 1984 | Arizona | 831 | 75.5 | 1984 | Washington | 128 | 11.6 |
| 1985 | UCLA | 3,100 | 281.8 | 1985 | USC | 1,619 | 147.2 | 1985 | UCLA* | 773 | 70.3 | 1985 | Arizona | 133 | 12.1 |
| 1986 | Washington | 2,982 | 271.1 | 1986 | UCLA | 1,957 | 177.9 | 1986 | Arizona | 928 | 84.4 | 1986 | Arizona State | 152 | 13.8 |
| 1987 | UCLA | 3,024 | 274.9 | 1987 | Washington | 2,002 | 182.0 | 1987 | UCLA | 936 | 85.1 | 1987 | UCLA | 179 | 16.3 |
| 1988 | USC | 2,958 | 268.9 | 1988 | Washington | 1,580 | 143.6 | 1988 | USC | 843 | 76.6 | 1988 | USC | 162 | 14.7 |
| 1989 | USC | 2,627 | 238.8 | 1989 | UCLA | 1,795 | 163.2 | 1989 | USC* | 676 | 61.5 | 1989 | USC | 122 | 11.1 |
| 1990 | Washington | 3,181 | 289.2 | 1990 | Oregon State | 1,614 | 146.7 | 1990 | Washington* | 735 | 66.8 | 1990 | Washington | 150 | 13.6 |
| 1991 | Washington | 2,608 | 237.1 | 1991 | Arizona State | 1,676 | 152.4 | 1991 | Washington | 738 | 67.1 | 1991 | Washington | 101 | 9.2 |
| 1992 | Arizona | 2,783 | 253.0 | 1992 | Arizona State | 1,634 | 148.5 | 1992 | Arizona | 716 | 65.1 | 1992 | Arizona* | 98 | 8.9 |
| 1993 | Arizona | 2,606 | 236.9 | 1993 | USC | 1,877 | 105.7 | 1993 | Arizona* | 331 | 30.1 | 1993 | Arizona | 161 | 14.6 |
| 1994 | Washington State | 2,519 | 229.0 | 1994 | Washington State | 1,707 | 155.2 | 1994 | Arizona | 715 | 65.0 | 1994 | Washington State | 133 | 12.1 |
| 1995 | Arizona | 2,976 | 270.5 | 1995 | Arizona | 1,577 | 143.4 | 1995 | Oregon | 1,163 | 105.7 | 1995 | USC | 180 | 16.4 |
| 1996 | Arizona State | 3,352 | 304.7 | 1996 | Arizona State | 2,274 | 104.2 | 1996 | Arizona State | 1,078 | 98.0 | 1996 | Arizona State | 196 | 17.8 |
| 1997 | Arizona | 3,628 | 329.8 | 1997 | Washington State | 2,353 | 213.9 | 1997 | USC | 1,032 | 93.8 | 1997 | Arizona State | 203 | 18.5 |
| 1998 | USC | 3,957 | 329.8 | 1998 | USC | 2,248 | 187.3 | 1998 | Arizona | 1,233 | 102.8 | 1998 | USC | 213 | 17.8 |
| 1999 | California | 3,879 | 352.6 | 1999 | Oregon State | 2,104 | 191.3 | 1999 | USC | 1,407 | 117.3 | 1999 | California | 254 | 23.1 |
| 2000 | Oregon State | 3,458 | 314.4 | 2000 | Oregon | 2,278 | 207.1 | 2000 | Arizona | 973 | 88.5 | | Oregon State | 254 | 23.1 |
| 2001 | UCLA | 3,527 | 320.6 | 2001 | Oregon State | 1,913 | 173.9 | 2001 | Stanford | 1,206 | 109.6 | 2000 | Oregon State | 203 | 18.5 |
| 2002 | USC | 3,704 | 284.9 | 2002 | Oregon State | 2,591 | 199.3 | 2002 | USC | 1,081 | 83.2 | 2001 | USC | 197 | 17.9 |
| 2003 | Oregon State | 3,753 | 288.7 | 2003 | UCLA | 2,609 | 200.7 | 2003 | USC | 782 | 60.2 | 2002 | USC | 240 | 18.5 |
| 2004 | USC | 3,631 | 279.3 | 2004 | Washington | 2,044 | 185.8 | 2004 | USC | 1,032 | 79.4 | 2003 | USC | 239 | 18.4 |
| 2005 | Oregon | 4,292 | 357.7 | 2005 | Oregon | 2,685 | 223.8 | 2005 | Oregon State | 1,188 | 108.0 | 2004 | USC | 169 | 13.0 |
| 2006 | USC | 3,846 | 295.8 | 2006 | Oregon | 2,255 | 173.5 | 2006 | UCLA | 1,184 | 91.1 | 2005 | California | 254 | 21.2 |
| 2007 | USC | 3,551 | 273.2 | 2007 | USC | 2,457 | 189.0 | | USC | 1,184 | 91.1 | 2006 | USC | 197 | 15.2 |
| 2008 | USC | 2,883 | 221.8 | 2008 | USC* | 1,747 | 134.4 | 2007 | Oregon State | 918 | 70.6 | 2007 | USC | 208 | 16.0 |
| 2009 | Arizona State | 3,571 | 297.6 | 2009 | Arizona State | 2,268 | 189.0 | 2008 | USC | 1,136 | 87.4 | 2008 | USC* | 117 | 9.0 |
| 2010 | California | 3,829 | 319.1 | 2010 | California | 2,244 | 187.0 | 2009 | Arizona State | 1,303 | 108.6 | 2009 | USC | 258 | 19.8 |
| 2011 | California | 4,328 | 332.9 | 2011 | California | 2,655 | 204.2 | 2010 | Arizona State | 1,443 | 120.2 | 2010 | Stanford | 226 | 17.4 |
| 2012 | Stanford | 4,707 | 336.2 | 2012 | Arizona State | 2,183 | 167.9 | 2011 | Stanford | 1,097 | 84.4 | 2011 | Utah | 263 | 20.2 |
| 2013 | USC | 4,693 | 335.2 | 2013 | Oregon | 2,659 | 204.5 | 2012 | Stanford | 1,358 | 97.0 | 2012 | Stanford | 241 | 17.2 |
| 2014 | Stanford | 3,671 | 282.4 | 2014 | Stanford | 2,313 | 177.9 | 2013 | Stanford | 1,251 | 89.4 | 2013 | Stanford | 266 | 19.0 |
| 2015 | Washington | 4,574 | 351.8 | 2015 | UCLA | 2,642 | 203.2 | 2014 | Stanford | 1,358 | 104.5 | 2014 | Stanford | 213 | 16.4 |
| 2016 | Washington | 4,436 | 316.9 | 2016 | Washington | 2,561 | 182.9 | 2015 | Utah | 1,412 | 108.6 | 2015 | Washington | 244 | 18.8 |
| 2017 | Washington | 3,874 | 298.0 | 2017 | Washington State | 2,222 | 170.9 | 2016 | Utah | 1,673 | 128.7 | 2016 | Washington | 248 | 17.7 |
| 2018 | Washington | 4,287 | 306.2 | 2018 | California | 2,276 | 175.1 | 2017 | Washington | 1,311 | 100.8 | 2017 | Washington | 209 | 16.1 |
| 2019 | Utah | 3,769 | 269.2 | 2019 | Utah | 2,624 | 187.4 | 2018 | Utah | 1,404 | 100.3 | 2018 | Washington | 229 | 16.4 |
| 2020 | Washington | 1,385 | 346.3 | 2020 | Washington | 740 | 185.0 | 2019 | Utah | 1,145 | 81.8 | 2019 | Utah | 210 | 15.0 |
| 2021 | Arizona State | 4242 | 326.3 | 2021 | Washington | 1,720 | 143.3 | 2020 | Utah | 539 | 107.8 | 2020 | Arizona State | 93 | 23.3 |
| | | | | | | | | 2021 | Utah | 1,696 | 121.1 | 2021 | Arizona State | 271 | 20.8 |

* NCAA Statistical Champion

**OVERALL ATTENDANCE
AVERAGE LEADERS**

(Since 2011, w/o 2020)

| School..... | Total | Avg..... | Games |
|----------------------------|-----------------|--------------|-------|
| 1. USC..... | 4,468,514 | 69,821 | 64 |
| 2. Washington..... | 4,415,059 | 64,927 | 68 |
| 3. UCLA..... | 3,870,358 | 59,544 | 65 |
| 4. Oregon | 3,899,118 | 55,702 | 70 |
| 5. Arizona State | 3,555,125 | 53,062 | 67 |
| 6. Utah | 2,978,245 | 46,535 | 64 |
| 7. Arizona | 3,013,098 | 45,653 | 66 |
| 8. Colorado..... | 2,730,497 | 45,508 | 60 |
| 9. California | 2,868,718 | 44,824 | 64 |
| 10. Stanford..... | 2,894,572 | 44,532 | 65 |
| 11. Oregon State..... | 2,388,805 | 37,918 | 63 |
| 12. Washington State | 1,914,570 | 29,915 | 64 |

(1978-2010)

| School..... | Total | Avg..... | Games |
|----------------------------|------------------|--------------|-------|
| 1. USC..... | 13,155,314 | 68,162 | 193 |
| 2. Washington..... | 13,571,234 | 66,201 | 205 |
| 3. UCLA..... | 11,292,592 | 60,713 | 186 |
| 4. Arizona State | 13,134,126 | 59,973 | 219 |
| 5. California | 9,210,634 | 49,787 | 185 |
| 6. Arizona | 10,354,508 | 49,073 | 211 |
| 7. Stanford..... | 9,329,650 | 47,600 | 196 |
| 8. Oregon | 8,429,400 | 43,007 | 196 |
| 9. Oregon State..... | 5,779,356 | 32,108 | 180 |
| 10. Washington State | 5,195,310 | 30,355 | 176 |

HIGHEST ATTENDANCE AVG.

(Since '78)

| Year | Total | Avg. | School |
|----------|---------|--------|--------|
| 1. 2006 | 548,880 | 91,480 | USC |
| 2. 2005 | 546,872 | 91,145 | USC |
| 3. 2012 | 527,670 | 87,945 | USC |
| 4. 2007 | 524,855 | 87,476 | USC |
| 5. 2008 | 520,786 | 86,793 | USC |
| 6. 2004 | 511,373 | 85,229 | USC |
| 7. 2009 | 508,796 | 84,799 | USC |
| 8. 2010 | 479,444 | 79,907 | USC |
| 9. 2003 | 466,824 | 77,804 | USC |
| 10. 2014 | 459,901 | 76,650 | UCLA |
| 11. 2007 | 458,271 | 76,379 | UCLA |
| 12. 1988 | 380,316 | 76,063 | USC |
| 13. 2015 | 527,506 | 75,358 | USC |
| 14. 2011 | 523,644 | 74,806 | USC |
| 15. 1995 | 445,896 | 74,316 | WASH |
| 16. 1998 | 368,547 | 73,709 | UCLA |
| 17. 1997 | 441,534 | 73,589 | WASH |
| 18. 2014 | 439,630 | 73,272 | USC |
| 19. 2013 | 511,885 | 73,126 | USC |
| 20. 2008 | 509,563 | 72,795 | UCLA |
| 21. 2017 | 508,781 | 72,603 | USC |
| 22. 2001 | 434,811 | 72,469 | WASH |
| 23. 1991 | 433,703 | 72,284 | WASH |
| 24. 1992 | 504,770 | 72,110 | WASH |
| 25. 1981 | 430,808 | 71,801 | USC |

ANNUAL HOME ATTENDANCE

| Year | Games | Attendance | Avg. | Leader/Total | Avg. |
|------|-------|------------|---------|----------------|--------|
| 1959 | 41 | 1,057,687 | 25,797 | | |
| 1960 | 40 | 1,284,878 | 32,122 | | |
| 1961 | 38 | 1,090,253 | 28,691 | | |
| 1962 | 39 | 1,253,936 | 32,152 | | |
| 1963 | 37 | 1,212,483 | 32,770 | | |
| 1964 | 41 | 1,500,775 | 36,604 | | |
| 1965 | 39 | 1,485,257 | 38,084 | | |
| 1966 | 42 | 1,551,292 | 36,936 | | |
| 1967 | 41 | 1,642,745 | 40,067 | | |
| 1968 | 40 | 1,670,874 | 41,772 | | |
| 1969 | 40 | 1,629,935 | 40,748 | | |
| 1970 | 43 | 1,876,133 | 43,631 | | |
| 1971 | 42 | 1,804,751 | 42,970 | | |
| 1972 | 45 | 1,969,257 | 43,761 | | |
| 1973 | 44 | 1,758,213 | 39,959 | | |
| 1974 | 43 | 1,770,029 | 41,163 | | |
| 1975 | 44 | 1,707,778 | 38,813 | | |
| 1976 | 43 | 1,763,771 | 41,018 | | |
| 1977 | 43 | 1,793,436 | 41,708 | | |
| 1978 | 57 | 2,722,918 | 47,770 | ASU - 421,249 | 70,208 |
| 1979 | 59 | 2,741,656 | 46,469 | ASU - 488,141 | 69,734 |
| 1980 | 58 | 2,777,146 | 47,882 | USC - 404,764 | 67,461 |
| 1981 | 59 | 2,772,237 | 46,987 | USC - 430,808 | 71,801 |
| 1982 | 59 | 2,745,676 | 46,537 | ASU - 457,369 | 65,388 |
| 1983 | 59 | 2,767,905 | 46,914 | ASU - 539,786 | 67,473 |
| 1984 | 63 | 2,977,421 | 47,261 | ASU - 537,732 | 67,217 |
| 1985 | 56 | 2,665,356 | 47,596 | ASU - 454,390 | 64,913 |
| 1986 | 58 | 2,834,300 | 48,867 | UCLA - 364,368 | 60,728 |
| 1987 | 57 | 2,857,505 | 50,132 | WASH - 499,764 | 71,395 |
| 1988 | 60 | 3,076,724 | 51,279 | USC - 380,316 | 76,063 |
| 1989 | 60 | 3,006,176 | 50,103 | WASH - 413,642 | 68,940 |
| 1990 | 58 | 2,872,173 | 49,520 | WASH - 425,915 | 70,986 |
| 1991 | 59 | 2,851,991 | 48,339 | WASH - 433,703 | 72,284 |
| 1992 | 60 | 2,825,401 | 47,090 | WASH - 504,770 | 72,110 |
| 1993 | 57 | 2,731,361 | 47,919 | WASH - 429,401 | 71,567 |
| 1994 | 59 | 2,785,373 | 47,210 | WASH - 421,184 | 70,197 |
| 1995 | 57 | 2,680,510 | 47,026 | WASH - 445,896 | 74,316 |
| 1996 | 58 | 2,761,670 | 47,604 | WASH - 427,611 | 71,269 |
| 1997 | 59 | 2,865,522 | 48,568 | WASH - 441,534 | 73,589 |
| 1998 | 60 | 3,024,262 | 50,404 | UCLA - 368,547 | 73,709 |
| 1999 | 59 | 2,857,994 | 48,441 | WASH - 430,738 | 71,790 |
| 2000 | 61 | 2,987,809 | 48,980 | UCLA - 470,961 | 67,280 |
| 2001 | 58 | 2,784,069 | 48,001 | WASH - 434,811 | 72,469 |
| 2002 | 66 | 3,292,112 | 49,880 | WASH - 500,042 | 71,435 |
| 2003 | 63 | 3,249,836 | 51,585 | USC - 466,824 | 77,804 |
| 2004 | 58 | 3,229,666 | 55,684 | USC - 511,373 | 85,229 |
| 2005 | 60 | 3,448,219 | 57,470 | USC - 544,872 | 90,812 |
| 2006 | 64 | 3,604,124 | 56,314 | USC - 548,880 | 91,480 |
| 2007 | 66 | 3,825,179 | 57,957* | USC - 524,855 | 87,476 |
| 2008 | 65 | 3,727,738 | 57,350 | USC - 520,756 | 86,793 |
| 2009 | 64 | 3,467,899 | 54,186 | USC - 508,796 | 84,799 |
| 2010 | 62 | 3,336,793 | 53,819 | USC - 479,444 | 79,907 |
| 2011 | 76 | 3,970,949 | 52,249 | USC - 523,644 | 74,806 |
| 2012 | 63 | 3,397,668 | 53,931 | USC - 434,063 | 86,813 |
| 2013 | 80 | 4,292,410* | 53,655 | USC - 511,885 | 73,126 |
| 2014 | 77 | 4,096,092 | 53,196 | UCLA - 459,901 | 76,650 |
| 2015 | 78 | 4,040,007 | 51,795 | USC - 527,506 | 75,358 |
| 2016 | 76 | 3,808,516 | 50,112 | USC - 410,755 | 68,459 |
| 2017 | 78 | 3,870,432 | 49,621 | USC - 508,781 | 72,603 |
| 2018 | 77 | 3,587,353 | 46,589 | WASH - 414,408 | 69,068 |
| 2019 | 77 | 3,555,586 | 46,177 | WASH - 477,668 | 68,238 |
| 2020 | 32 | - | - | - | - |
| 2021 | 78 | 3,408,846 | 43,703 | WASH - 434,323 | 62,046 |


* indicates all-time high

BY CONFERENCE WINS ONLY

| Coach, School (Seasons) | W | L | T | PCT |
|--|-----------|-----------|----------|-------------|
| 1. Terry Donahue, UCLA (1976-95) | 98 | 51 | 5 | .653 |
| 2. Don James, WASH (1975-92) | 97 | 38 | 2 | .715 |
| 3. Mike Bellotti, ORE (1995-2008) | 72 | 43 | 0 | .626 |
| 4. John McKay, USC (1960-75) | 70 | 17 | 3 | .794 |
| 5. Howard Jones, USC (1925-40) | 65 | 23 | 12 | .710 |
| 6. David Shaw, STAN (2011-current) | 64 | 32 | 0 | .667 |
| O.E. "Babe" Hollingbery, WSU (1926-42) | 64 | 43 | 10 | .590 |
| 8. John Robinson, USC (1976-82, 1993-97) | 63 | 23 | 3 | .724 |
| Larry Smith, ARIZ (1980-86) & USC (1987-92) | 63 | 33 | 4 | .650 |
| 10. Pete Carroll, USC (2001-2009)^ | 62 | 14 | 0 | .816 |
| 11. Dick Tomey, ARIZ (1987-2000) | 60 | 49 | 4 | .549 |
| 12. Mike Riley, OSU (1997-98, 2003-14) | 58 | 63 | 0 | .479 |
| 13. Rich Brooks, ORE (1977-94) | 56 | 79 | 2 | .416 |
| 14. Bruce Snyder, CAL (1987-91) & ASU (1992-2000) | 55 | 51 | 4 | .518 |
| 15. Jim Owens, WASH (1957-74) | 54 | 57 | 2 | .487 |
| 16. Kyle Whittingham, UTAH (2011-current) | 53 | 42 | 0 | .558 |
| 17. James Phelan, WASH (1930-41) | 51 | 31 | 8 | .611 |
| 18. Jeff Tedford, CAL (2002-12) | 50 | 45 | 0 | .526 |
| 19. Chip Kelly, ORE (2009-12) & UCLA (2018-current) | 49 | 21 | 0 | .700 |
| Mike Price, WSU (1989-2002) | 49 | 63 | 0 | .438 |
| Lon Stiner, OSU (1933-48) | 49 | 42 | 13 | .534 |
| 22. Henry "Red" Sanders, UCLA (1949-57) | 47 | 11 | 1 | .805 |
| Tommy Prothro, OSU & UCLA (1955-70) | 47 | 19 | 3 | .703 |
| 24. Dennis Erickson, WSU (1987-88) OSU (1999-2002) & ASU (2007-11) | 45 | 46 | 1 | .495 |
| 25. Pappy Waldorf, CAL (1947-56) | 40 | 21 | 4 | .646 |
| 26. Tyrone Willingham, STAN (1995-2001) & WASH (2005-08) | 38 | 53 | 0 | .418 |
| 27. Jeff Cravath, USC (1942-50) | 37 | 12 | 5 | .731 |
| 28. Clay Helton, USC (2013-21) | 36 | 12 | 0 | .750 |
| Rick Neuheisel, WASH (1999-2002) & UCLA (2008-11) | 36 | 32 | 0 | .529 |
| 30. Chris Petersen, WASH (2014-19) | 34 | 20 | 0 | .630 |
| Stub Allison, WASH (1920) & CAL (1935-44) | 34 | 30 | 2 | .530 |



Terry Donahue - UCLA



Don James - Washington

BY CONFERENCE PCT. ONLY

| (Minimum of five years in the Pac-12 and .500 record) | W | L | T | PCT |
|--|-----------|-----------|----------|-------------|
| 1. Pete Carroll, USC (2001-2009)^ | 62 | 14 | 0 | .816 |
| 2. Henry "Red" Sanders, UCLA (1949-57) | 47 | 11 | 1 | .805 |
| 3. John McKay, USC (1960-75) | 70 | 17 | 3 | .794 |
| 4. Clay Helton, USC (2013-21) | 36 | 12 | 0 | .750 |
| Andy Smith, CAL (1916-25) | 26 | 8 | 2 | .750 |
| 6. Glenn "Pop" Warner, STAN (1924-32) | 31 | 9 | 5 | .744 |
| 7. Jeff Cravath, USC (1942-50) | 37 | 12 | 5 | .731 |
| Jess Hill, USC (1951-56) | 28 | 10 | 1 | .731 |
| 9. John Robinson, USC (1976-82, 1993-97) | 63 | 23 | 3 | .725 |
| 10. Don James, WASH (1975-92) | 97 | 38 | 2 | .715 |
| 11. Howard Jones, USC (1925-40) | 65 | 23 | 12 | .710 |
| 12. Tommy Prothro, OSU & UCLA (1955-70) | 47 | 19 | 3 | .703 |
| 13. Chip Kelly, ORE (2009-12) & UCLA (2018-current) | 49 | 21 | 0 | .700 |
| 14. David Shaw, STAN (2011-current) | 64 | 32 | 0 | .667 |
| 15. Jim Lambright, WASH (1993-98) | 31 | 16 | 1 | .656 |
| 15. Terry Donahue, UCLA (1976-95) | 98 | 51 | 5 | .653 |
| 16. Larry Smith, ARIZ (1980-86) & USC (1987-92) | 63 | 33 | 4 | .650 |
| 17. Pappy Waldorf, CAL (1947-56) | 40 | 21 | 4 | .646 |
| 18. Jack Christiansen, STAN (1972-76) | 22 | 12 | 1 | .643 |
| 19. Chris Petersen, WASH (2014-19) | 34 | 20 | 0 | .630 |
| 20. Mike Bellotti, ORE (1995-2008) | 72 | 43 | 0 | .626 |
| 21. James Phelan, WASH (1930-41) | 51 | 31 | 8 | .611 |
| 22. Darryl Rogers, ASU (1980-84) | 21 | 14 | 1 | .597 |
| 22. O.E. "Babe" Hollingbery, WSU (1926-42) | 64 | 43 | 10 | .590 |
| 23. Todd Graham, ASU (2012-17) | 31 | 23 | 0 | .574 |
| 24. Bob Toledo, UCLA (1996-2002) | 32 | 24 | 0 | .571 |
| 25. Enoch Bagshaw, WASH (1921-29) | 25 | 19 | 4 | .563 |
| 26. Kyle Whittingham, UTAH (2011-current) | 53 | 42 | 0 | .558 |
| 27. Jim Sutherland, WSU (1956-63) | 15 | 12 | 1 | .554 |
| 28. Charles Taylor, STAN (1951-57) | 25 | 20 | 2 | .553 |
| 29. Dick Tomey, ARIZ (1987-2000) | 60 | 49 | 4 | .549 |
| 30. Jim Mora, UCLA (2012-17) | 29 | 24 | 0 | .547 |



Pete Carroll - USC



Dennis Erickson - Washington State, Oregon State and Arizona State

*BOLD indicates active coach in the Pac-12 Conference
 ^ Nine wins later vacated due to NCAA penalty (revised record: 53-14-0)

ALL-TIME RECORDS

| | Conference | | | | Overall | | | |
|-----------------------|--------------|--------------|------------|-------------|--------------|--------------|------------|-------------|
| | W | L | T | Pct | W | L | T | Pct |
| USC^ | 479 | 198 | 29 | .699 | 856 | 360 | 54 | .695 |
| UCLA | 371 | 267 | 20 | .579 | 620 | 437 | 37 | .584 |
| Washington | 408 | 316 | 25 | .561 | 759 | 462 | 50 | .617 |
| Utah | 53 | 42 | 0 | .558 | 701 | 472 | 31 | .595 |
| Arizona State | 187 | 160 | 4 | .538 | 627 | 411 | 24 | .602 |
| Stanford | 358 | 311 | 21 | .534 | 664 | 478 | 49 | .578 |
| Oregon | 340 | 331 | 20 | .507 | 681 | 508 | 46 | .570 |
| Arizona | 161 | 193 | 6 | .456 | 618 | 489 | 33 | .557 |
| California | 312 | 375 | 21 | .456 | 684 | 556 | 51 | .550 |
| Washington State | 293 | 386 | 26 | .434 | 564 | 568 | 45 | .498 |
| Oregon State | 257 | 429 | 25 | .379 | 551 | 621 | 50 | .471 |
| Colorado | 26 | 68 | 0 | .277 | 718 | 525 | 36 | .575 |
| Overall Totals | 3,245 | 3,076 | 197 | .513 | 8,043 | 5,887 | 506 | .575 |

Former Members:

| | | | | |
|---------|----|-----|---|------|
| Idaho | 31 | 122 | 5 | .212 |
| Montana | 9 | 79 | 3 | .115 |

ALL-TIME RECORDS
(1978-2010 - Pac-10)

| | Conference | | | | Overall | | | |
|------------------|------------|-----|---|------|---------|-----|---|------|
| | W | L | T | Pct | W | L | T | Pct |
| USC^ | 172 | 75 | 5 | .688 | 256 | 116 | 8 | .684 |
| Washington | 157 | 106 | 3 | .598 | 238 | 152 | 3 | .609 |
| UCLA | 151 | 109 | 5 | .579 | 235 | 150 | 7 | .608 |
| Oregon | 144 | 117 | 2 | .551 | 227 | 159 | 4 | .587 |
| Arizona State | 135 | 118 | 4 | .533 | 266 | 157 | 4 | .589 |
| Arizona | 128 | 131 | 6 | .494 | 205 | 172 | 8 | .543 |
| Stanford | 120 | 143 | 3 | .457 | 176 | 198 | 5 | .471 |
| California | 107 | 158 | 5 | .406 | 180 | 199 | 5 | .475 |
| Washington State | 101 | 161 | 4 | .387 | 171 | 204 | 5 | .457 |
| Oregon State | 81 | 179 | 5 | .315 | 140 | 235 | 6 | .375 |

^ 14 overall wins and 9 conference wins vacated due to NCAA penalty

ALL-TIME RECORDS
(Since 2011 - Pac-12)

| | Conference | | | | Overall | | | |
|------------------|------------|----|---|------|---------|----|---|------|
| | W | L | T | Pct | W | L | T | Pct |
| Oregon | 68 | 28 | 0 | .708 | 103 | 38 | 0 | .730 |
| Stanford | 64 | 32 | 0 | .667 | 93 | 45 | 0 | .674 |
| USC | 64 | 32 | 0 | .667 | 87 | 49 | 0 | .640 |
| Washington | 55 | 39 | 0 | .585 | 85 | 51 | 0 | .625 |
| Utah | 53 | 42 | 0 | .558 | 86 | 50 | 0 | .632 |
| Arizona State | 52 | 42 | 0 | .553 | 77 | 57 | 0 | .575 |
| UCLA | 50 | 47 | 0 | .515 | 71 | 64 | 0 | .526 |
| Washington State | 45 | 49 | 0 | .479 | 67 | 64 | 0 | .511 |
| Arizona | 33 | 62 | 0 | .347 | 57 | 74 | 0 | .435 |
| California | 31 | 63 | 0 | .330 | 55 | 73 | 0 | .430 |
| Oregon State | 30 | 67 | 0 | .309 | 47 | 83 | 0 | .362 |
| Colorado | 26 | 68 | 0 | .277 | 47 | 83 | 0 | .362 |

PAC-12 VS. NON-CONFERENCE OPPONENTS

| Year | W | L | T | PCT | Year | W | L | T | PCT |
|------|----|----|---|------|--------------------------------------|----|----|---|------|
| 1916 | 18 | 4 | 1 | .804 | 1972 | 23 | 10 | 0 | .697 |
| 1917 | 13 | 5 | 1 | .711 | 1973 | 12 | 20 | 1 | .379 |
| 1918 | 9 | 5 | 0 | .643 | 1974 | 14 | 17 | 2 | .455 |
| 1919 | 19 | 3 | 5 | .796 | 1975 | 16 | 16 | 2 | .500 |
| 1920 | 16 | 5 | 1 | .750 | 1976 | 17 | 17 | 1 | .500 |
| 1921 | 21 | 4 | 4 | .793 | 1977 | 23 | 13 | 0 | .639 |
| 1922 | 26 | 5 | 0 | .839 | 1978 | 26 | 12 | 3 | .671 |
| 1923 | 29 | 3 | 3 | .871 | 1979 | 22 | 18 | 1 | .549 |
| 1924 | 32 | 5 | 4 | .829 | 1980 | 21 | 16 | 1 | .566 |
| 1925 | 29 | 6 | 4 | .795 | 1981 | 21 | 17 | 0 | .553 |
| 1926 | 28 | 3 | 3 | .868 | 1982 | 26 | 11 | 1 | .697 |
| 1927 | 28 | 4 | 4 | .833 | 1983 | 16 | 20 | 1 | .446 |
| 1928 | 38 | 5 | 3 | .859 | 1984 | 24 | 13 | 0 | .649 |
| 1929 | 35 | 8 | 1 | .807 | 1985 | 21 | 16 | 2 | .550 |
| 1930 | 35 | 7 | 1 | .826 | 1986 | 25 | 11 | 0 | .694 |
| 1931 | 30 | 6 | 3 | .808 | 1987 | 21 | 17 | 0 | .553 |
| 1932 | 32 | 10 | 1 | .756 | 1988 | 29 | 7 | 0 | .806 |
| 1933 | 38 | 4 | 2 | .886 | 1989 | 22 | 15 | 0 | .595 |
| 1934 | 25 | 15 | 1 | .622 | 1990 | 20 | 18 | 0 | .526 |
| 1935 | 28 | 9 | 2 | .744 | 1991 | 20 | 14 | 0 | .588 |
| 1936 | 15 | 11 | 1 | .574 | 1992 | 25 | 12 | 1 | .671 |
| 1937 | 22 | 5 | 3 | .783 | 1993 | 26 | 10 | 0 | .722 |
| 1938 | 22 | 8 | 1 | .726 | 1994 | 20 | 15 | 2 | .568 |
| 1939 | 14 | 12 | 2 | .536 | 1995 | 19 | 16 | 1 | .542 |
| 1940 | 12 | 12 | 2 | .500 | 1996 | 22 | 13 | 0 | .629 |
| 1941 | 17 | 8 | 0 | .680 | 1997 | 28 | 8 | 0 | .778 |
| 1942 | 9 | 16 | 3 | .375 | 1998 | 25 | 12 | 0 | .676 |
| 1943 | 10 | 10 | 0 | .500 | 1999 | 20 | 18 | 0 | .526 |
| 1944 | 14 | 8 | 0 | .636 | 2000 | 26 | 10 | 0 | .722 |
| 1945 | 8 | 10 | 1 | .447 | 2001 | 26 | 9 | 0 | .743 |
| 1946 | 14 | 10 | 0 | .583 | 2002 | 32 | 15 | 0 | .681 |
| 1947 | 20 | 15 | 1 | .569 | 2003 | 29 | 17 | 0 | .630 |
| 1948 | 18 | 17 | 2 | .514 | 2004* | 23 | 13 | 0 | .639 |
| 1949 | 21 | 9 | 2 | .688 | 2005^ | 26 | 10 | 0 | .722 |
| 1950 | 17 | 13 | 0 | .567 | 2006 | 25 | 12 | 0 | .676 |
| 1951 | 19 | 12 | 0 | .613 | 2007 | 25 | 12 | 0 | .676 |
| 1952 | 21 | 7 | 2 | .733 | 2008 | 19 | 17 | 0 | .528 |
| 1953 | 12 | 16 | 0 | .429 | 2009 | 23 | 14 | 0 | .623 |
| 1954 | 14 | 17 | 0 | .452 | 2010 | 23 | 12 | 0 | .657 |
| 1955 | 16 | 14 | 1 | .532 | 2011 | 25 | 17 | 0 | .595 |
| 1956 | 13 | 13 | 0 | .500 | 2012 | 29 | 15 | 0 | .659 |
| 1957 | 13 | 13 | 2 | .500 | 2013 | 37 | 9 | 0 | .804 |
| 1958 | 10 | 18 | 0 | .357 | 2014 | 37 | 9 | 0 | .804 |
| 1959 | 18 | 12 | 1 | .597 | 2015 | 35 | 12 | 0 | .745 |
| 1960 | 13 | 16 | 2 | .452 | 2016 | 29 | 13 | 0 | .690 |
| 1961 | 12 | 18 | 0 | .400 | 2017 | 29 | 16 | 0 | .644 |
| 1962 | 21 | 13 | 3 | .608 | 2018 | 27 | 16 | 0 | .628 |
| 1963 | 13 | 22 | 2 | .378 | 2019 | 28 | 15 | 0 | .651 |
| 1964 | 25 | 18 | 0 | .581 | 2020 | 1 | 2 | 0 | .333 |
| 1965 | 28 | 11 | 4 | .698 | 2021 | 16 | 25 | 0 | .390 |
| 1966 | 24 | 19 | 0 | .558 | All-Time 2,267 1,249 105 .641 | | | | |
| 1967 | 19 | 12 | 0 | .613 | | | | | |
| 1968 | 19 | 12 | 2 | .606 | | | | | |
| 1969 | 18 | 10 | 2 | .633 | | | | | |
| 1970 | 18 | 12 | 2 | .594 | | | | | |
| 1971 | 20 | 16 | 0 | .556 | | | | | |

(includes bowl games)

* 1 win later vacated by USC

^ 4 wins, 1 loss later vacated by USC



ALL-TIME SERIES RECORDS

revised records in parantheses

Table listing all-time series records between various schools in the Pac-12 conference, including Arizona, California, Oregon, and Washington State.

OVERTIME GAMES BY SCHOOL (SINCE 1996)

Table listing overtime games by school since 1996, including Oregon, Washington State, California, and Stanford.

1996

Table listing overtime games for the year 1996, including Oregon, California, and Arizona State.

1997

Table listing overtime games for the year 1997, including Washington State and Oregon.

1998

Table listing overtime games for the year 1998, including Arizona State and UCLA.

1999

Table listing overtime games for the year 1999, including Oregon and UCLA.

2000

Table listing overtime games for the year 2000, including Arizona, Oregon, and California.

2001

Table listing overtime games for the year 2001, including USC and Oregon State.

2002

Table listing overtime games for the year 2002, including Washington State and USC.

2003

Table listing overtime games for the year 2003, including Notre Dame, TCU, and California.

2004

Table listing overtime games for the year 2004, including LSU and Oregon State.

2005

Table listing overtime games for the year 2005, including UCLA and Oregon.

2006

Table listing overtime games for the year 2006, including Arizona State and California.

2007

Table listing overtime games for the year 2007, including Oregon State.

2008

Table listing overtime games for the year 2008, including UCLA, UNLV, and Oregon.

2009

Table listing overtime games for the year 2009, including Oregon and Washington State.

2010

Table listing overtime games for the year 2010, including Washington and Arizona State.

2011

Table listing overtime games for the year 2011, including Arizona State, California, and Stanford.

2012

Table listing overtime games for the year 2012, including Arizona, Stanford, and Notre Dame.

2013

Table listing overtime games for the year 2013, including Oregon State and Utah.

2014

Table listing overtime games for the year 2014, including Arizona State, California, and UCLA.

2015

Table listing overtime games for the year 2015, including Arizona, Oregon, and Washington State.

2016

Table listing overtime games for the year 2016, including Washington, Oregon State, and California.

2017

Table listing overtime games for the year 2017, including Arizona, USC, and Washington State.

2018

Table listing overtime games for the year 2018, including Oregon State, Stanford, and Oregon.

2019

Table listing overtime games for the year 2019, including Colorado, Air Force, and BYU.

2020

Table listing overtime games for the year 2020, including Stanford.

2021

Table listing overtime games for the year 2021, including San Diego State, Washington, and Colorado.

1916

| | W | L | T | Pts | Opp | W | L | T |
|--------------|---|---|---|-----|-----|---|---|---|
| Washington | 3 | 0 | 1 | 62 | 10 | 6 | 0 | 1 |
| Oregon | 2 | 0 | 1 | 66 | 14 | 7 | 0 | 1 |
| Oregon State | 0 | 2 | 0 | 0 | 62 | 4 | 5 | 0 |
| California | 0 | 3 | 0 | 24 | 66 | 6 | 4 | 1 |

1917

| | W | L | T | Pts | Opp | W | L | T |
|------------------|---|---|---|-----|-----|---|---|---|
| Washington State | 3 | 0 | 0 | 46 | 3 | 6 | 0 | 0 |
| California | 2 | 1 | 0 | 41 | 24 | 5 | 5 | 1 |
| Oregon State | 1 | 2 | 1 | 17 | 27 | 4 | 2 | 1 |
| Oregon | 1 | 2 | 0 | 31 | 40 | 4 | 3 | 0 |
| Washington | 0 | 2 | 1 | 0 | 41 | 1 | 2 | 1 |

1918

| | W | L | T | Pts | Opp | W | L | T |
|--------------|---|---|---|-----|-----|---|---|---|
| California | 2 | 0 | 0 | 72 | 0 | 7 | 2 | 0 |
| Oregon | 2 | 1 | 0 | 20 | 12 | 4 | 2 | 0 |
| Washington | 1 | 1 | 0 | 6 | 7 | 1 | 1 | 0 |
| Oregon State | 0 | 2 | 0 | 6 | 19 | 2 | 4 | 0 |
| Stanford* | | | | | | | | |

* - Did not compete with a university-sponsored football team.

1919

| | W | L | T | Pts | Opp | W | L | T |
|------------------|---|---|---|-----|-----|---|---|---|
| Oregon | 2 | 1 | 0 | 33 | 20 | 5 | 1 | 3 |
| Washington | 2 | 1 | 0 | 33 | 31 | 5 | 1 | 0 |
| California | 2 | 2 | 0 | 35 | 45 | 6 | 2 | 1 |
| Washington State | 2 | 2 | 0 | 28 | 19 | 5 | 2 | 0 |
| Stanford | 1 | 1 | 0 | 24 | 20 | 4 | 3 | 0 |
| Oregon State | 1 | 3 | 0 | 26 | 44 | 4 | 4 | 1 |

1920

| | W | L | T | Pts | Opp | W | L | T |
|------------------|---|---|---|-----|-----|---|---|---|
| California | 3 | 0 | 0 | 104 | 7 | 9 | 0 | 0 |
| Stanford | 2 | 1 | 0 | 13 | 38 | 4 | 3 | 0 |
| Oregon | 1 | 1 | 1 | 17 | 10 | 3 | 2 | 1 |
| Washington State | 1 | 1 | 0 | 28 | 49 | 5 | 1 | 0 |
| Oregon State | 1 | 2 | 1 | 10 | 45 | 2 | 2 | 2 |
| Washington | 0 | 3 | 0 | 0 | 23 | 1 | 5 | 0 |

1921

| | W | L | T | Pts | Opp | W | L | T |
|------------------|---|---|---|-----|-----|---|---|---|
| California | 4 | 0 | 0 | 167 | 10 | 9 | 0 | 1 |
| Washington State | 2 | 1 | 1 | 28 | 24 | 4 | 2 | 1 |
| Stanford | 1 | 1 | 1 | 21 | 49 | 4 | 2 | 2 |
| Oregon State | 1 | 2 | 1 | 34 | 21 | 4 | 3 | 2 |
| Oregon | 0 | 1 | 2 | 7 | 46 | 5 | 1 | 3 |
| Washington | 0 | 3 | 1 | 3 | 110 | 3 | 4 | 1 |

1922

| | W | L | T | Pts | Opp | W | L | T |
|------------------|---|---|---|-----|-----|----|---|---|
| California | 4 | 0 | 0 | 146 | 7 | 9 | 0 | 0 |
| Oregon | 3 | 0 | 1 | 29 | 3 | 6 | 1 | 1 |
| Washington | 4 | 1 | 1 | 54 | 72 | 6 | 1 | 1 |
| USC | 3 | 1 | 0 | 61 | 15 | 10 | 1 | 0 |
| Oregon State | 1 | 3 | 0 | 19 | 30 | 3 | 4 | 0 |
| Stanford | 1 | 3 | 0 | 14 | 46 | 4 | 5 | 0 |
| Washington State | 1 | 5 | 0 | 34 | 156 | 2 | 5 | 0 |
| Idaho | 0 | 4 | 0 | 9 | 37 | 3 | 5 | 0 |

1923

| | W | L | T | Pts | Opp | W | L | T |
|------------------|---|---|---|-----|-----|----|---|---|
| California | 5 | 0 | 0 | 66 | 7 | 9 | 0 | 1 |
| Washington | 4 | 1 | 0 | 86 | 23 | 10 | 1 | 1 |
| Idaho | 2 | 2 | 1 | 28 | 26 | 5 | 2 | 1 |
| Stanford | 2 | 2 | 0 | 38 | 33 | 7 | 2 | 0 |
| USC | 2 | 2 | 0 | 30 | 42 | 6 | 2 | 0 |
| Washington State | 1 | 3 | 1 | 23 | 57 | 2 | 4 | 1 |
| Oregon State | 1 | 3 | 1 | 9 | 50 | 4 | 5 | 2 |
| Oregon | 0 | 4 | 1 | 17 | 59 | 3 | 4 | 1 |

1924

| | W | L | T | Pts | Opp | W | L | T |
|------------------|---|---|---|-----|-----|---|---|---|
| Stanford | 3 | 0 | 1 | 92 | 36 | 7 | 1 | 1 |
| California | 2 | 0 | 2 | 54 | 34 | 8 | 0 | 2 |
| Washington | 3 | 1 | 1 | 82 | 24 | 8 | 1 | 1 |
| Idaho | 4 | 2 | 0 | 95 | 32 | 5 | 2 | 0 |
| USC | 2 | 1 | 0 | 30 | 10 | 9 | 2 | 0 |
| Oregon | 2 | 2 | 1 | 34 | 54 | 4 | 2 | 3 |
| Oregon State | 1 | 4 | 0 | 23 | 65 | 3 | 5 | 0 |
| Washington State | 0 | 4 | 1 | 30 | 74 | 1 | 5 | 2 |
| Montana | 0 | 3 | 0 | 23 | 134 | 4 | 4 | 0 |

1925

| | W | L | T | Pts | Opp | W | L | T |
|------------------|---|---|---|-----|-----|----|---|---|
| Washington | 5 | 0 | 0 | 88 | 24 | 10 | 1 | 1 |
| Stanford | 4 | 1 | 0 | 101 | 59 | 7 | 2 | 0 |
| USC | 3 | 2 | 0 | 127 | 44 | 11 | 2 | 0 |
| Oregon State | 3 | 2 | 0 | 77 | 81 | 7 | 2 | 0 |
| California | 2 | 2 | 0 | 77 | 34 | 6 | 3 | 0 |
| Idaho | 2 | 3 | 0 | 41 | 93 | 3 | 5 | 0 |
| Washington State | 2 | 3 | 0 | 32 | 77 | 3 | 4 | 1 |
| Montana | 1 | 4 | 0 | 44 | 107 | 3 | 4 | 1 |
| Oregon | 0 | 5 | 0 | 40 | 108 | 1 | 5 | 1 |

1926

| | W | L | T | Pts | Opp | W | L | T |
|------------------|---|---|---|-----|-----|----|---|---|
| Stanford | 4 | 0 | 0 | 112 | 40 | 10 | 0 | 1 |
| USC | 5 | 1 | 0 | 161 | 33 | 8 | 2 | 0 |
| Oregon State | 4 | 1 | 0 | 102 | 24 | 7 | 1 | 0 |
| Washington State | 4 | 1 | 0 | 43 | 28 | 6 | 1 | 0 |
| Washington | 3 | 2 | 0 | 78 | 54 | 8 | 2 | 0 |
| Oregon | 1 | 4 | 0 | 42 | 88 | 2 | 4 | 1 |
| Idaho | 1 | 4 | 0 | 33 | 75 | 3 | 4 | 1 |
| Montana | 0 | 4 | 0 | 18 | 151 | 3 | 5 | 0 |
| California | 0 | 5 | 0 | 33 | 129 | 3 | 6 | 0 |

1927

| | W | L | T | Pts | Opp | W | L | T |
|------------------|---|---|---|-----|-----|---|---|---|
| USC | 4 | 0 | 1 | 99 | 38 | 8 | 1 | 1 |
| Stanford | 4 | 0 | 1 | 78 | 32 | 8 | 2 | 1 |
| Idaho | 2 | 0 | 2 | 61 | 20 | 4 | 1 | 3 |
| Washington | 4 | 2 | 0 | 79 | 46 | 9 | 2 | 0 |
| Oregon State | 2 | 3 | 0 | 59 | 58 | 3 | 3 | 1 |
| California | 2 | 3 | 0 | 55 | 45 | 7 | 3 | 0 |
| Washington State | 1 | 3 | 1 | 48 | 61 | 3 | 3 | 2 |
| Oregon | 0 | 4 | 1 | 7 | 63 | 2 | 4 | 1 |
| Montana | 0 | 4 | 0 | 19 | 142 | 3 | 4 | 1 |

1928

| | W | L | T | Pts | Opp | W | L | T |
|------------------|---|---|---|-----|-----|---|---|---|
| USC | 4 | 0 | 1 | 84 | 20 | 9 | 0 | 1 |
| California | 3 | 0 | 2 | 45 | 16 | 6 | 2 | 2 |
| Stanford | 4 | 1 | 1 | 143 | 42 | 8 | 3 | 1 |
| Oregon | 4 | 2 | 0 | 108 | 51 | 9 | 2 | 0 |
| Washington State | 4 | 3 | 0 | 115 | 59 | 7 | 3 | 0 |
| Oregon State | 2 | 3 | 0 | 80 | 40 | 6 | 3 | 0 |
| Idaho | 2 | 3 | 0 | 48 | 113 | 3 | 4 | 1 |
| Washington | 2 | 4 | 0 | 31 | 74 | 7 | 4 | 0 |
| UCLA | 0 | 4 | 0 | 19 | 129 | 4 | 4 | 1 |
| Montana | 0 | 5 | 0 | 18 | 147 | 4 | 5 | 1 |

1929

| | W | L | T | Pts | Opp | W | L | T |
|------------------|---|---|---|-----|-----|----|---|---|
| USC | 6 | 1 | 0 | 258 | 29 | 10 | 2 | 0 |
| Stanford | 5 | 1 | 0 | 157 | 27 | 9 | 2 | 0 |
| Oregon | 4 | 1 | 0 | 98 | 40 | 7 | 3 | 0 |
| California | 4 | 1 | 0 | 95 | 46 | 7 | 1 | 1 |
| Washington State | 4 | 2 | 0 | 90 | 61 | 10 | 2 | 0 |
| UCLA | 1 | 3 | 0 | 14 | 160 | 4 | 4 | 0 |
| Oregon State | 1 | 4 | 0 | 41 | 86 | 5 | 4 | 0 |
| Idaho | 1 | 4 | 0 | 33 | 174 | 4 | 5 | 0 |
| Montana | 0 | 4 | 1 | 24 | 105 | 3 | 5 | 1 |
| Washington | 0 | 5 | 1 | 19 | 101 | 2 | 6 | 1 |

1930

| | W | L | T | Pts | Opp | W | L | T |
|------------------|---|---|---|-----|-----|---|---|---|
| Washington State | 6 | 0 | 0 | 134 | 20 | 9 | 1 | 0 |
| USC | 5 | 1 | 0 | 232 | 26 | 8 | 2 | 0 |
| Stanford | 4 | 1 | 0 | 111 | 55 | 9 | 1 | 1 |
| Oregon | 3 | 1 | 0 | 34 | 21 | 7 | 2 | 0 |
| Washington | 3 | 4 | 0 | 74 | 67 | 5 | 4 | 0 |
| Oregon State | 2 | 3 | 0 | 55 | 54 | 7 | 3 | 0 |
| Montana | 1 | 3 | 0 | 12 | 140 | 5 | 3 | 0 |
| California | 1 | 4 | 0 | 46 | 144 | 4 | 5 | 0 |
| UCLA | 1 | 4 | 0 | 20 | 104 | 3 | 5 | 0 |
| Idaho | 0 | 5 | 0 | 25 | 112 | 4 | 7 | 0 |

1931

| | W | L | T | Pts | Opp | W | L | T |
|------------------|---|---|---|-----|-----|----|---|---|
| USC | 7 | 0 | 0 | 259 | 13 | 10 | 1 | 0 |
| California | 4 | 1 | 0 | 50 | 13 | 8 | 2 | 0 |
| Oregon | 3 | 1 | 1 | 35 | 59 | 6 | 2 | 2 |
| Washington State | 4 | 3 | 0 | 55 | 77 | 6 | 4 | 0 |
| Washington | 3 | 3 | 1 | 82 | 77 | 5 | 3 | 1 |
| Stanford | 2 | 2 | 1 | 37 | 38 | 7 | 2 | 2 |
| Oregon State | 1 | 3 | 1 | 32 | 62 | 6 | 3 | 1 |
| Idaho | 1 | 4 | 0 | 36 | 93 | 3 | 4 | 0 |
| UCLA | 0 | 3 | 0 | 12 | 38 | 3 | 4 | 1 |
| Montana | 0 | 5 | 0 | 19 | 147 | 1 | 6 | 0 |

1932

| | W | L | T | Pts | Opp | W | L | T |
|------------------|---|---|---|-----|-----|----|---|---|
| USC | 6 | 0 | 0 | 112 | 13 | 10 | 0 | 0 |
| Washington State | 5 | 1 | 1 | 60 | 28 | 7 | 1 | 1 |
| UCLA | 4 | 2 | 0 | 63 | 35 | 6 | 4 | 0 |
| Washington | 3 | 2 | 2 | 75 | 42 | 6 | 2 | 2 |
| Oregon | 2 | 2 | 1 | 51 | 51 | 6 | 3 | 1 |
| California | 2 | 2 | 1 | 37 | 46 | 7 | 3 | 2 |
| Stanford | 1 | 3 | 1 | 46 | 44 | 6 | 4 | 1 |
| Oregon State | 1 | 4 | 0 | 47 | | | | |



1933

Table with 5 columns: Team, W, L, T, Pts, Opp. Rows include Stanford, Oregon, USC, Oregon State, Washington State, California, Washington, UCLA, Idaho, Montana.

1938

Table with 5 columns: Team, W, L, T, Pts, Opp. Rows include USC, California, UCLA, Oregon State, Oregon, Washington, Idaho, Stanford, Washington State, Montana.

1943

Table with 5 columns: Team, W, L, T, Pts, Opp. Rows include USC, California, Washington, UCLA.

1944

Table with 5 columns: Team, W, L, T, Pts, Opp. Rows include USC, Washington, UCLA, California.

1934

Table with 5 columns: Team, W, L, T, Pts, Opp. Rows include Stanford, Washington State, Washington, Oregon, California, UCLA, USC, Idaho, Oregon State, Montana.

1939

Table with 5 columns: Team, W, L, T, Pts, Opp. Rows include USC, UCLA, Oregon State, Washington, Oregon, Washington State, Montana, California, Stanford, Idaho.

1945

Table with 5 columns: Team, W, L, T, Pts, Opp. Rows include USC, Washington State, Washington, Oregon State, UCLA, California, Oregon, Idaho, Montana.

1935

Table with 5 columns: Team, W, L, T, Pts, Opp. Rows include UCLA, Stanford, California, Washington State, Oregon, Washington, Oregon State, USC, Idaho, Montana.

1940

Table with 5 columns: Team, W, L, T, Pts, Opp. Rows include Stanford, Washington, Oregon State, Washington State, Oregon, California, USC, Montana, UCLA, Idaho.

1946

Table with 5 columns: Team, W, L, T, Pts, Opp. Rows include UCLA, Oregon State, USC, Washington, Stanford, Oregon, Montana, Washington State, California, Idaho.

1936

Table with 5 columns: Team, W, L, T, Pts, Opp. Rows include Washington, Washington State, USC, California, UCLA, Stanford, Oregon State, Montana, Oregon, Idaho.

1941

Table with 5 columns: Team, W, L, T, Pts, Opp. Rows include Oregon State, Washington, Washington State, Stanford, Oregon, UCLA, California, USC, Montana, Idaho.

1947

Table with 5 columns: Team, W, L, T, Pts, Opp. Rows include USC, California, Oregon, UCLA, Montana, Oregon State, Washington, Washington State, Idaho, Stanford.

1937

Table with 5 columns: Team, W, L, T, Pts, Opp. Rows include California, Stanford, Washington, Washington State, Idaho, Oregon State, USC, Oregon, UCLA, Montana.

1942

Table with 5 columns: Team, W, L, T, Pts, Opp. Rows include UCLA, Washington State, Stanford, USC, Oregon State, Washington, California, Oregon, Idaho, Montana.

1948

Table with 5 columns: Team, W, L, T, Pts, Opp. Rows include Oregon, California, USC, Washington State, Stanford, Oregon State, Washington, UCLA, Idaho, Montana.

1949

| | W | L | T | Pts | Opp | W | L | T |
|------------------|---|---|---|-----|-----|----|---|---|
| California | 7 | 0 | 0 | 220 | 80 | 10 | 1 | 0 |
| UCLA | 5 | 2 | 0 | 186 | 149 | 6 | 3 | 0 |
| Stanford | 4 | 2 | 0 | 185 | 67 | 7 | 3 | 1 |
| USC | 4 | 2 | 0 | 159 | 105 | 5 | 3 | 1 |
| Oregon State | 5 | 3 | 0 | 180 | 161 | 7 | 3 | 0 |
| Oregon | 2 | 5 | 0 | 153 | 164 | 4 | 6 | 0 |
| Washington | 2 | 5 | 0 | 126 | 203 | 3 | 7 | 0 |
| Washington State | 2 | 6 | 0 | 116 | 205 | 3 | 6 | 0 |
| Idaho | 1 | 4 | 0 | 85 | 193 | 3 | 5 | 0 |
| Montana | 0 | 3 | 0 | 40 | 123 | 5 | 4 | 0 |

1950

| | W | L | T | Pts | Opp | W | L | T |
|------------------|---|---|---|-----|-----|---|---|---|
| California | 5 | 0 | 1 | 124 | 28 | 9 | 1 | 1 |
| Washington | 6 | 1 | 0 | 191 | 93 | 8 | 2 | 0 |
| UCLA | 5 | 2 | 0 | 170 | 76 | 6 | 3 | 0 |
| Stanford | 2 | 2 | 2 | 77 | 74 | 5 | 3 | 2 |
| Idaho | 1 | 1 | 1 | 40 | 41 | 3 | 5 | 1 |
| Washington State | 2 | 3 | 2 | 108 | 169 | 4 | 3 | 2 |
| USC | 1 | 3 | 2 | 77 | 128 | 2 | 5 | 2 |
| Oregon State | 2 | 5 | 0 | 74 | 145 | 3 | 6 | 0 |
| Oregon | 0 | 7 | 0 | 55 | 162 | 1 | 9 | 0 |

1951

| | W | L | T | Pts | Opp | W | L | T |
|------------------|---|---|---|-----|-----|---|---|---|
| Stanford | 6 | 1 | 0 | 152 | 101 | 9 | 2 | 0 |
| UCLA | 4 | 1 | 1 | 117 | 55 | 5 | 3 | 1 |
| California | 5 | 2 | 0 | 183 | 152 | 8 | 2 | 0 |
| USC | 4 | 2 | 0 | 115 | 110 | 7 | 3 | 0 |
| Washington State | 4 | 3 | 0 | 172 | 144 | 7 | 3 | 0 |
| Oregon State | 3 | 5 | 0 | 143 | 146 | 4 | 6 | 0 |
| Washington | 1 | 5 | 1 | 170 | 164 | 3 | 6 | 1 |
| Oregon | 1 | 6 | 0 | 79 | 227 | 2 | 8 | 0 |
| Idaho | 0 | 3 | 0 | 25 | 57 | 2 | 7 | 0 |

1952

| | W | L | T | Pts | Opp | W | L | T |
|------------------|---|---|---|-----|-----|----|---|---|
| USC | 6 | 0 | 0 | 174 | 32 | 10 | 1 | 0 |
| UCLA | 5 | 1 | 0 | 166 | 48 | 8 | 1 | 0 |
| Washington | 6 | 2 | 0 | 215 | 140 | 7 | 3 | 0 |
| California | 3 | 3 | 0 | 109 | 80 | 7 | 3 | 0 |
| Washington State | 3 | 4 | 0 | 148 | 142 | 4 | 6 | 0 |
| Stanford | 2 | 5 | 0 | 110 | 193 | 5 | 5 | 0 |
| Oregon | 2 | 5 | 0 | 79 | 178 | 2 | 7 | 1 |
| Idaho | 1 | 3 | 0 | 61 | 101 | 4 | 4 | 1 |
| Oregon State | 1 | 6 | 0 | 95 | 243 | 2 | 7 | 0 |

1953

| | W | L | T | Pts | Opp | W | L | T |
|------------------|---|---|---|-----|-----|---|---|---|
| UCLA | 6 | 1 | 0 | 172 | 41 | 8 | 2 | 0 |
| Stanford | 5 | 1 | 1 | 151 | 90 | 6 | 3 | 1 |
| USC | 4 | 2 | 1 | 141 | 92 | 6 | 3 | 1 |
| California | 2 | 2 | 2 | 127 | 98 | 4 | 4 | 2 |
| Washington State | 3 | 4 | 0 | 101 | 161 | 4 | 6 | 0 |
| Oregon State | 3 | 5 | 0 | 33 | 153 | 3 | 6 | 0 |
| Washington | 2 | 4 | 1 | 113 | 132 | 3 | 6 | 1 |
| Oregon | 2 | 5 | 1 | 44 | 60 | 4 | 5 | 1 |
| Idaho | 0 | 3 | 0 | 19 | 74 | 1 | 8 | 0 |

1954

| | W | L | T | Pts | Opp | W | L | T |
|------------------|---|---|---|-----|-----|---|---|---|
| UCLA | 6 | 0 | 0 | 256 | 26 | 9 | 0 | 0 |
| USC | 6 | 1 | 0 | 188 | 82 | 8 | 4 | 0 |
| Oregon | 5 | 3 | 0 | 186 | 145 | 6 | 4 | 0 |
| California | 4 | 3 | 0 | 178 | 129 | 5 | 5 | 0 |
| Washington State | 3 | 4 | 0 | 111 | 131 | 4 | 6 | 0 |
| Stanford | 2 | 4 | 0 | 84 | 171 | 4 | 6 | 0 |
| Idaho | 1 | 2 | 0 | 10 | 54 | 4 | 5 | 0 |
| Washington | 1 | 6 | 0 | 64 | 161 | 2 | 8 | 0 |
| Oregon State | 1 | 6 | 0 | 47 | 225 | 1 | 8 | 0 |

1955

| | W | L | T | Pts | Opp | W | L | T |
|------------------|---|---|---|-----|-----|---|---|---|
| UCLA | 6 | 0 | 0 | 197 | 37 | 9 | 2 | 0 |
| Oregon State | 5 | 2 | 0 | 86 | 107 | 6 | 3 | 0 |
| Stanford | 3 | 2 | 1 | 111 | 65 | 6 | 3 | 1 |
| Oregon | 4 | 3 | 0 | 138 | 105 | 6 | 4 | 0 |
| Washington | 4 | 3 | 1 | 104 | 80 | 5 | 4 | 1 |
| USC | 3 | 3 | 0 | 152 | 85 | 6 | 4 | 0 |
| California | 1 | 5 | 1 | 60 | 162 | 2 | 7 | 1 |
| Washington State | 1 | 5 | 1 | 54 | 201 | 1 | 7 | 2 |
| Idaho | 0 | 4 | 0 | 21 | 81 | 2 | 7 | 0 |

1956

| | W | L | T | Pts | Opp | W | L | T |
|------------------|---|---|---|-----|-----|---|---|---|
| Oregon State | 6 | 1 | 1 | 152 | 104 | 7 | 3 | 1 |
| USC | 5 | 2 | 0 | 133 | 80 | 8 | 2 | 0 |
| UCLA | 5 | 2 | 0 | 109 | 73 | 7 | 3 | 0 |
| Washington | 4 | 4 | 0 | 190 | 159 | 5 | 5 | 0 |
| Oregon | 3 | 3 | 2 | 91 | 88 | 4 | 4 | 2 |
| Stanford | 3 | 4 | 0 | 151 | 140 | 4 | 6 | 0 |
| Washington State | 2 | 5 | 1 | 118 | 196 | 3 | 6 | 1 |
| California | 2 | 5 | 0 | 95 | 142 | 3 | 7 | 0 |
| Idaho | 0 | 4 | 0 | 64 | 121 | 2 | 7 | 0 |

1957

| | W | L | T | Pts | Opp | W | L | T |
|------------------|---|---|---|-----|-----|---|---|---|
| Oregon State | 6 | 2 | 0 | 147 | 110 | 8 | 2 | 0 |
| Oregon | 6 | 2 | 0 | 124 | 81 | 7 | 4 | 0 |
| UCLA | 5 | 2 | 0 | 106 | 84 | 8 | 2 | 0 |
| Washington State | 5 | 3 | 0 | 146 | 129 | 6 | 4 | 0 |
| Stanford | 4 | 3 | 0 | 148 | 111 | 6 | 4 | 0 |
| Washington | 3 | 4 | 0 | 100 | 125 | 3 | 6 | 1 |
| California | 1 | 6 | 0 | 97 | 123 | 1 | 9 | 0 |
| USC | 1 | 6 | 0 | 54 | 128 | 1 | 9 | 0 |
| Idaho | 0 | 3 | 0 | 19 | 50 | 4 | 4 | 1 |

1958

| | W | L | T | Pts | Opp | W | L | T |
|------------------|---|---|---|-----|-----|---|---|---|
| California | 6 | 1 | 0 | 127 | 85 | 7 | 4 | 0 |
| Washington State | 6 | 2 | 0 | 137 | 88 | 7 | 3 | 0 |
| USC | 4 | 2 | 1 | 112 | 72 | 4 | 5 | 1 |
| Oregon State | 5 | 3 | 0 | 86 | 90 | 6 | 4 | 0 |
| Oregon | 4 | 4 | 0 | 93 | 42 | 4 | 6 | 0 |
| UCLA | 2 | 4 | 1 | 98 | 111 | 3 | 6 | 1 |
| Stanford | 2 | 5 | 0 | 86 | 152 | 2 | 8 | 0 |
| Washington | 1 | 6 | 0 | 57 | 107 | 3 | 7 | 0 |
| Idaho | 0 | 3 | 0 | 6 | 55 | 4 | 5 | 0 |

1959

| | W | L | T | Pts | Opp | W | L | T |
|------------|---|---|---|-----|-----|----|---|---|
| Washington | 3 | 1 | 0 | 68 | 29 | 10 | 1 | 0 |
| USC | 3 | 1 | 0 | 69 | 60 | 8 | 2 | 0 |
| UCLA | 3 | 1 | 0 | 91 | 51 | 5 | 4 | 1 |
| California | 1 | 3 | 0 | 39 | 70 | 2 | 8 | 0 |
| Stanford | 0 | 4 | 0 | 58 | 115 | 3 | 7 | 0 |

1960

| | W | L | T | Pts | Opp | W | L | T |
|------------|---|---|---|-----|-----|----|----|---|
| Washington | 4 | 0 | 0 | 100 | 25 | 10 | 1 | 0 |
| USC | 3 | 1 | 0 | 65 | 56 | 4 | 6 | 0 |
| UCLA | 2 | 2 | 0 | 68 | 35 | 7 | 2 | 1 |
| California | 1 | 3 | 0 | 38 | 92 | 2 | 7 | 1 |
| Stanford | 0 | 4 | 0 | 34 | 97 | 0 | 10 | 0 |

1961

| | W | L | T | Pts | Opp | W | L | T |
|------------|---|---|---|-----|-----|---|---|---|
| UCLA | 3 | 1 | 0 | 78 | 39 | 7 | 4 | 0 |
| USC | 2 | 1 | 1 | 65 | 39 | 4 | 5 | 1 |
| Washington | 2 | 1 | 1 | 44 | 34 | 5 | 4 | 1 |
| Stanford | 1 | 3 | 0 | 35 | 70 | 4 | 6 | 0 |
| California | 1 | 3 | 0 | 22 | 87 | 1 | 8 | 0 |

1962

| | W | L | T | Pts | Opp | W | L | T |
|------------------|---|---|---|-----|-----|----|---|---|
| USC | 4 | 0 | 0 | 99 | 23 | 11 | 0 | 0 |
| Washington | 4 | 1 | 0 | 97 | 35 | 7 | 1 | 2 |
| Washington State | 1 | 1 | 0 | 42 | 32 | 5 | 4 | 1 |
| Stanford | 2 | 3 | 0 | 67 | 94 | 5 | 5 | 0 |
| UCLA | 1 | 3 | 0 | 36 | 77 | 4 | 6 | 0 |
| California | 0 | 4 | 0 | 35 | 115 | 1 | 9 | 0 |

1963

| | W | L | T | Pts | Opp | W | L | T |
|------------------|---|---|---|-----|-----|---|---|---|
| Washington | 4 | 1 | 0 | 96 | 58 | 6 | 5 | 0 |
| USC | 3 | 1 | 0 | 97 | 45 | 7 | 3 | 0 |
| UCLA | 2 | 2 | 0 | 30 | 60 | 2 | 8 | 0 |
| Washington State | 1 | 1 | 0 | 32 | 31 | 3 | 6 | 1 |
| California | 1 | 3 | 0 | 74 | 103 | 4 | 5 | 1 |
| Stanford | 1 | 4 | 0 | 74 | 103 | 3 | 7 | 0 |

1964

| | W | L | T | Pts | Opp | W | L | T |
|------------------|---|---|---|-----|-----|---|---|---|
| Oregon State | 3 | 1 | 0 | 74 | 36 | 8 | 3 | 0 |
| USC | 3 | 1 | 0 | 88 | 58 | 7 | 3 | 0 |
| Washington | 5 | 2 | 0 | 84 | 65 | 6 | 4 | 0 |
| UCLA | 2 | 2 | 0 | 85 | 97 | 4 | 6 | 0 |
| Stanford | 3 | 4 | 0 | 100 | 95 | 5 | 5 | 0 |
| Oregon | 1 | 2 | 1 | 42 | 38 | 7 | 2 | 1 |
| Washington State | 1 | 2 | 1 | 57 | 82 | 3 | 6 | 1 |
| California | 0 | 4 | 0 | 61 | 93 | 3 | 7 | 0 |

1965

| | W | L | T | Pts | Opp | W | L | T |
|------------------|---|---|---|-----|-----|---|---|---|
| UCLA | 4 | 0 | 0 | 134 | 56 | 8 | 2 | 1 |
| USC | 4 | 1 | 0 | 125 | 32 | 7 | 2 | 1 |
| Washington State | 2 | 1 | 0 | 46 | 42 | 7 | 3 | 0 |
| Washington | 4 | 3 | 0 | 156 | 136 | 5 | 5 | 0 |
| Stanford | 2 | 3 | 0 | 47 | 106 | 6 | 3 | 1 |
| California | 2 | 3 | 0 | 50 | 112 | 5 | 5 | 0 |
| Oregon State | 1 | 3 | 0 | 60 | 78 | 5 | 5 | 0 |
| Oregon | 0 | 5 | 0 | 55 | 111 | 4 | 5 | 1 |



ALL-TIME STANDINGS

1966

| | W | L | T | Pts | Opp | W | L | T |
|------------------|---|---|---|-----|-----|---|---|---|
| USC | 4 | 1 | 0 | 101 | 44 | 7 | 4 | 0 |
| UCLA | 3 | 1 | 0 | 55 | 38 | 9 | 1 | 0 |
| Oregon State | 3 | 1 | 0 | 85 | 62 | 7 | 3 | 0 |
| Washington | 4 | 3 | 0 | 114 | 102 | 6 | 4 | 0 |
| California | 2 | 3 | 0 | 76 | 102 | 3 | 7 | 0 |
| Oregon | 1 | 3 | 0 | 42 | 47 | 3 | 7 | 0 |
| Washington State | 1 | 3 | 0 | 40 | 94 | 3 | 7 | 0 |
| Stanford | 1 | 4 | 0 | 43 | 67 | 5 | 5 | 0 |

1967

| | W | L | T | Pts | Opp | W | L | T |
|------------------|---|---|---|-----|-----|----|---|---|
| USC | 6 | 1 | 0 | 182 | 47 | 10 | 1 | 0 |
| UCLA | 4 | 1 | 1 | 193 | 90 | 7 | 2 | 1 |
| Oregon State | 4 | 1 | 1 | 87 | 53 | 7 | 2 | 1 |
| Stanford | 3 | 4 | 0 | 88 | 121 | 5 | 5 | 0 |
| Washington | 3 | 4 | 0 | 82 | 106 | 5 | 5 | 0 |
| California | 2 | 3 | 0 | 79 | 106 | 5 | 5 | 0 |
| Oregon | 1 | 5 | 0 | 60 | 119 | 2 | 8 | 0 |
| Washington State | 1 | 5 | 0 | 62 | 190 | 2 | 8 | 0 |

1968

| | W | L | T | Pts | Opp | W | L | T |
|------------------|---|---|---|-----|-----|---|---|---|
| USC | 6 | 0 | 0 | 114 | 90 | 9 | 1 | 1 |
| Oregon State | 5 | 1 | 0 | 179 | 93 | 7 | 3 | 0 |
| Stanford | 3 | 3 | 1 | 152 | 129 | 6 | 3 | 1 |
| California | 2 | 2 | 1 | 99 | 85 | 7 | 3 | 1 |
| Oregon | 2 | 4 | 0 | 82 | 138 | 4 | 6 | 0 |
| UCLA | 2 | 4 | 0 | 103 | 156 | 3 | 7 | 0 |
| Washington State | 1 | 3 | 1 | 87 | 95 | 3 | 6 | 1 |
| Washington | 1 | 5 | 1 | 61 | 118 | 3 | 5 | 2 |

1969

| | W | L | T | Pts | Opp | W | L | T |
|------------------|---|---|---|-----|-----|----|---|---|
| USC | 6 | 0 | 0 | 129 | 66 | 10 | 0 | 1 |
| UCLA | 5 | 1 | 1 | 217 | 72 | 8 | 1 | 1 |
| Stanford | 5 | 1 | 1 | 204 | 81 | 7 | 2 | 1 |
| Oregon State | 4 | 3 | 0 | 100 | 120 | 6 | 4 | 0 |
| Oregon | 2 | 3 | 0 | 64 | 82 | 5 | 5 | 1 |
| California | 2 | 4 | 0 | 101 | 123 | 5 | 5 | 0 |
| Washington | 1 | 6 | 0 | 84 | 191 | 1 | 9 | 0 |
| Washington State | 0 | 7 | 0 | 69 | 233 | 1 | 9 | 0 |

1970

| | W | L | T | Pts | Opp | W | L | T |
|------------------|---|---|---|-----|-----|---|----|---|
| Stanford | 6 | 1 | 0 | 220 | 101 | 9 | 3 | 0 |
| Washington | 4 | 3 | 0 | 233 | 176 | 6 | 4 | 0 |
| Oregon | 4 | 3 | 0 | 152 | 166 | 6 | 4 | 1 |
| UCLA | 4 | 3 | 0 | 204 | 168 | 6 | 5 | 0 |
| California | 4 | 3 | 0 | 166 | 123 | 6 | 5 | 0 |
| USC | 3 | 4 | 0 | 194 | 163 | 6 | 4 | 1 |
| Oregon State | 3 | 4 | 0 | 120 | 171 | 6 | 5 | 0 |
| Washington State | 0 | 7 | 0 | 112 | 331 | 1 | 10 | 0 |

1971

| | W | L | T | Pts | Opp | W | L | T |
|------------------|---|---|---|-----|-----|---|---|---|
| Stanford | 6 | 1 | 0 | 162 | 98 | 9 | 3 | 0 |
| USC | 3 | 2 | 1 | 91 | 100 | 6 | 4 | 1 |
| Washington | 4 | 3 | 0 | 128 | 99 | 8 | 3 | 0 |
| California | 4 | 3 | 0 | 109 | 156 | 6 | 5 | 0 |
| Oregon State | 3 | 3 | 0 | 123 | 129 | 5 | 6 | 0 |
| Oregon | 2 | 4 | 0 | 118 | 143 | 5 | 6 | 0 |
| Washington State | 2 | 5 | 0 | 130 | 157 | 4 | 7 | 0 |
| UCLA | 1 | 4 | 1 | 79 | 107 | 2 | 7 | 1 |

1972

| | W | L | T | Pts | Opp | W | L | T |
|------------------|---|---|---|-----|-----|----|---|---|
| USC | 7 | 0 | 0 | 243 | 59 | 12 | 0 | 0 |
| UCLA | 5 | 2 | 0 | 242 | 137 | 8 | 3 | 0 |
| Washington State | 4 | 3 | 0 | 168 | 164 | 7 | 4 | 0 |
| Washington | 4 | 3 | 0 | 128 | 160 | 8 | 3 | 0 |
| California | 3 | 4 | 0 | 163 | 208 | 3 | 8 | 0 |
| Oregon | 2 | 5 | 0 | 108 | 184 | 4 | 7 | 0 |
| Stanford | 2 | 5 | 0 | 136 | 135 | 6 | 5 | 0 |
| Oregon State | 1 | 6 | 0 | 76 | 218 | 2 | 9 | 0 |

1973

| | W | L | T | Pts | Opp | W | L | T |
|------------------|---|---|---|-----|-----|---|---|---|
| USC | 7 | 0 | 0 | 240 | 124 | 9 | 2 | 1 |
| UCLA | 6 | 1 | 0 | 302 | 104 | 9 | 2 | 0 |
| Stanford | 5 | 2 | 0 | 181 | 161 | 7 | 4 | 0 |
| Washington State | 4 | 3 | 0 | 179 | 190 | 5 | 6 | 0 |
| California | 2 | 5 | 0 | 168 | 272 | 4 | 7 | 0 |
| Oregon | 2 | 5 | 0 | 151 | 130 | 2 | 9 | 0 |
| Oregon State | 2 | 5 | 0 | 113 | 159 | 2 | 9 | 0 |
| Washington | 0 | 7 | 0 | 128 | 322 | 2 | 9 | 0 |

1974

| | W | L | T | Pts | Opp | W | L | T |
|------------------|---|---|---|-----|-----|----|---|---|
| USC | 6 | 0 | 1 | 226 | 69 | 10 | 1 | 1 |
| Stanford | 5 | 1 | 1 | 133 | 115 | 5 | 4 | 2 |
| California | 4 | 2 | 1 | 184 | 148 | 7 | 3 | 1 |
| UCLA | 4 | 2 | 1 | 130 | 108 | 6 | 3 | 2 |
| Washington | 3 | 4 | 0 | 184 | 177 | 5 | 6 | 0 |
| Oregon State | 3 | 4 | 0 | 126 | 126 | 3 | 8 | 0 |
| Washington State | 1 | 6 | 0 | 112 | 195 | 2 | 9 | 0 |
| Oregon | 0 | 7 | 0 | 49 | 216 | 2 | 9 | 0 |

1975

| | W | L | T | Pts | Opp | W | L | T |
|------------------|---|---|---|-----|-----|---|----|---|
| UCLA | 6 | 1 | 0 | 215 | 123 | 9 | 2 | 1 |
| California | 6 | 1 | 0 | 235 | 132 | 8 | 3 | 0 |
| Washington | 5 | 2 | 0 | 160 | 122 | 6 | 5 | 0 |
| Stanford | 5 | 2 | 0 | 188 | 166 | 6 | 4 | 1 |
| USC | 3 | 4 | 0 | 122 | 94 | 8 | 4 | 0 |
| Oregon | 2 | 5 | 0 | 114 | 182 | 3 | 8 | 0 |
| Oregon State | 1 | 6 | 0 | 83 | 183 | 1 | 10 | 0 |
| Washington State | 0 | 7 | 0 | 109 | 213 | 3 | 8 | 0 |

1976

| | W | L | T | Pts | Opp | W | L | T |
|------------------|---|---|---|-----|-----|----|----|---|
| USC | 7 | 0 | 0 | 234 | 81 | 11 | 1 | 0 |
| UCLA | 6 | 1 | 0 | 260 | 100 | 9 | 2 | 1 |
| Stanford | 5 | 2 | 0 | 179 | 174 | 6 | 5 | 0 |
| California | 3 | 4 | 0 | 115 | 124 | 5 | 6 | 0 |
| Washington | 3 | 4 | 0 | 141 | 142 | 5 | 6 | 0 |
| Washington State | 2 | 5 | 0 | 139 | 227 | 3 | 8 | 0 |
| Oregon | 1 | 6 | 0 | 79 | 215 | 4 | 7 | 0 |
| Oregon State | 1 | 6 | 0 | 87 | 210 | 2 | 10 | 0 |

1977

| | W | L | T | Pts | Opp | W | L | T |
|------------------|---|---|---|-----|-----|---|---|---|
| Washington | 6 | 1 | 0 | 238 | 103 | 8 | 4 | 0 |
| Stanford | 5 | 2 | 0 | 151 | 171 | 9 | 3 | 0 |
| USC | 5 | 2 | 0 | 193 | 104 | 8 | 4 | 0 |
| UCLA | 5 | 2 | 0 | 192 | 129 | 7 | 4 | 0 |
| California | 3 | 4 | 0 | 125 | 156 | 7 | 4 | 0 |
| Washington State | 3 | 4 | 0 | 164 | 164 | 6 | 5 | 0 |
| Oregon | 1 | 6 | 0 | 94 | 248 | 2 | 9 | 0 |
| Oregon State | 0 | 7 | 0 | 84 | 198 | 2 | 9 | 0 |

1978

| | W | L | T | Pts | Opp | W | L | T |
|------------------|---|---|---|-----|-----|----|---|---|
| USC | 6 | 1 | 0 | 182 | 81 | 12 | 1 | 0 |
| UCLA | 6 | 2 | 0 | 197 | 131 | 8 | 3 | 1 |
| Washington | 6 | 2 | 0 | 215 | 119 | 7 | 4 | 0 |
| Arizona State | 4 | 3 | 0 | 164 | 180 | 9 | 3 | 0 |
| Stanford | 4 | 3 | 0 | 182 | 131 | 8 | 4 | 0 |
| California | 3 | 4 | 0 | 124 | 204 | 6 | 5 | 0 |
| Arizona | 3 | 4 | 0 | 148 | 140 | 5 | 6 | 0 |
| Oregon | 2 | 5 | 0 | 121 | 135 | 2 | 9 | 0 |
| Oregon State | 2 | 6 | 0 | 92 | 229 | 3 | 7 | 1 |
| Washington State | 1 | 7 | 0 | 193 | 268 | 3 | 7 | 1 |

1979

| | W | L | T | Pts | Opp | W | L | T |
|------------------|---|---|---|-----|-----|----|----|---|
| USC | 6 | 0 | 1 | 244 | 99 | 11 | 0 | 1 |
| Washington | 5 | 2 | 0 | 165 | 98 | 9 | 3 | 0 |
| Arizona | 4 | 3 | 0 | 139 | 136 | 6 | 5 | 1 |
| Oregon | 4 | 3 | 0 | 126 | 130 | 6 | 5 | 0 |
| California | 5 | 4 | 0 | 217 | 142 | 6 | 6 | 0 |
| Stanford | 3 | 3 | 1 | 158 | 146 | 5 | 5 | 1 |
| Arizona State | 3 | 4 | 0 | 209 | 134 | 6 | 6 | 0 |
| UCLA | 3 | 4 | 0 | 160 | 182 | 5 | 6 | 0 |
| Washington State | 2 | 6 | 0 | 153 | 255 | 3 | 8 | 0 |
| Oregon State | 1 | 7 | 0 | 101 | 315 | 1 | 10 | 0 |

1980

| | W | L | T | Pts | Opp | W | L | T |
|------------------|---|---|---|-----|-----|---|----|---|
| Washington | 6 | 1 | 0 | 198 | 119 | 9 | 3 | 0 |
| UCLA | 5 | 2 | 0 | 175 | 107 | 9 | 2 | 0 |
| USC | 4 | 2 | 1 | 178 | 94 | 8 | 2 | 1 |
| Arizona State | 5 | 3 | 0 | 224 | 156 | 7 | 4 | 0 |
| Oregon | 4 | 3 | 1 | 189 | 170 | 6 | 3 | 2 |
| Stanford | 3 | 4 | 0 | 214 | 196 | 6 | 5 | 0 |
| Arizona | 3 | 4 | 0 | 131 | 202 | 5 | 6 | 0 |
| Washington State | 3 | 4 | 0 | 185 | 163 | 4 | 7 | 0 |
| California | 3 | 5 | 0 | 149 | 223 | 3 | 8 | 0 |
| Oregon State | 0 | 8 | 0 | 77 | 290 | 0 | 11 | 0 |

1981

| | W | L | T | Pts | Opp | W | L | T |
|------------------|---|---|---|-----|-----|----|----|---|
| Washington | 6 | 2 | 0 | 185 | 147 | 10 | 2 | 0 |
| Arizona State | 5 | 2 | 0 | 226 | 131 | 9 | 2 | 0 |
| USC | 5 | 2 | 0 | 178 | 106 | 9 | 3 | 0 |
| Washington State | 5 | 2 | 1 | 183 | 128 | 8 | 3 | 1 |
| UCLA | 5 | 2 | 1 | 223 | 124 | 7 | 4 | 1 |
| Arizona | 4 | 4 | 0 | 151 | 151 | 6 | 5 | 0 |
| Stanford | 4 | 4 | 0 | 270 | 202 | 4 | 7 | 0 |
| California | 2 | 6 | 0 | 132 | 204 | 2 | 9 | 0 |
| Oregon | 1 | 6 | 0 | 85 | 185 | 2 | 9 | 0 |
| Oregon State | 0 | 7 | 0 | 75 | 330 | 1 | 10 | 0 |

1982

| | W | L | T | Pts | Opp | W | L | T |
|------------------|---|---|---|-----|-----|----|---|---|
| UCLA | 5 | 1 | 1 | 218 | 148 | 10 | 1 | 1 |
| Washington | 6 | 2 | 0 | 222 | 145 | 10 | 2 | 0 |
| Arizona State | 5 | 2 | 0 | 148 | 91 | 10 | 2 | 0 |
| USC | 5 | 2 | 0 | 236 | 106 | 8 | 3 | 0 |
| Arizona | 4 | 3 | 1 | 226 | 182 | 6 | 4 | 1 |
| California | 4 | 4 | 0 | 135 | 207 | 7 | 4 | 0 |
| Stanford | 3 | 5 | 0 | 239 | 228 | 5 | 6 | 0 |
| Washington State | 2 | 4 | 1 | 122 | 178 | 3 | 7 | 1 |
| Oregon | 2 | 6 | 0 | 73 | 182 | 2 | 8 | 1 |
| Oregon State | 0 | 7 | 1 | 84 | 234 | 1 | 9 | 1 |

1983

| | W | L | T | Pts | Opp | W | L | T |
|------------------|---|---|---|-----|-----|---|----|---|
| UCLA | 6 | 1 | 1 | 211 | 158 | 7 | 4 | 1 |
| Washington | 5 | 2 | 0 | 175 | 91 | 8 | 4 | 0 |
| Washington State | 5 | 3 | 0 | 152 | 156 | 7 | 4 | 0 |
| USC | 4 | 3 | 0 | 151 | 128 | 4 | 6 | 1 |
| Arizona | 4 | 3 | 1 | 226 | 157 | 7 | 3 | 1 |
| Arizona State | 3 | 3 | 1 | 188 | 128 | 6 | 4 | 1 |
| Oregon | 3 | 3 | 1 | 82 | 114 | 4 | 6 | 1 |
| California | 3 | 4 | 1 | 179 | 173 | 5 | 5 | 1 |
| Oregon State | 1 | 6 | 1 | 85 | 245 | 2 | 8 | 1 |
| Stanford | 1 | 7 | 0 | 128 | 226 | 1 | 10 | 0 |

1988

| | W | L | T | Pts | Opp | W | L | T |
|------------------|---|---|---|-----|-----|----|---|---|
| USC | 8 | 0 | 0 | 289 | 121 | 10 | 2 | 0 |
| UCLA | 6 | 2 | 0 | 219 | 150 | 10 | 2 | 0 |
| Washington State | 5 | 3 | 0 | 254 | 241 | 9 | 3 | 0 |
| Arizona | 5 | 3 | 0 | 179 | 171 | 7 | 4 | 0 |
| Arizona State | 3 | 4 | 0 | 103 | 184 | 6 | 5 | 0 |
| Washington | 3 | 5 | 0 | 168 | 169 | 6 | 5 | 0 |
| Oregon | 3 | 5 | 0 | 144 | 186 | 6 | 6 | 0 |
| Oregon State | 2 | 5 | 1 | 163 | 215 | 4 | 6 | 1 |
| Stanford | 1 | 5 | 2 | 149 | 152 | 3 | 6 | 2 |
| California | 1 | 5 | 1 | 109 | 188 | 5 | 5 | 1 |

1993

| | W | L | T | Pts | Opp | W | L | T |
|------------------|---|---|---|-----|-----|----|---|---|
| UCLA | 6 | 2 | 0 | 217 | 168 | 8 | 4 | 0 |
| Arizona | 6 | 2 | 0 | 209 | 128 | 10 | 2 | 0 |
| USC | 6 | 2 | 0 | 229 | 141 | 8 | 5 | 0 |
| Washington | 5 | 3 | 0 | 189 | 160 | 7 | 4 | 0 |
| California | 4 | 4 | 0 | 183 | 244 | 9 | 4 | 0 |
| Arizona State | 4 | 4 | 0 | 215 | 203 | 6 | 5 | 0 |
| Washington State | 3 | 5 | 0 | 191 | 193 | 5 | 6 | 0 |
| Oregon | 2 | 6 | 0 | 207 | 230 | 5 | 6 | 0 |
| Stanford | 2 | 6 | 0 | 199 | 276 | 4 | 7 | 0 |
| Oregon State | 2 | 6 | 0 | 113 | 237 | 4 | 7 | 0 |

1984

| | W | L | T | Pts | Opp | W | L | T |
|------------------|---|---|---|-----|-----|----|---|---|
| USC | 7 | 1 | 0 | 148 | 107 | 9 | 3 | 0 |
| Washington | 6 | 1 | 0 | 190 | 103 | 11 | 1 | 0 |
| UCLA | 5 | 2 | 0 | 159 | 121 | 9 | 3 | 0 |
| Arizona | 5 | 2 | 0 | 148 | 104 | 7 | 4 | 0 |
| Washington State | 4 | 3 | 0 | 232 | 187 | 6 | 5 | 0 |
| Arizona State | 3 | 4 | 0 | 157 | 92 | 5 | 6 | 0 |
| Oregon | 3 | 5 | 0 | 156 | 196 | 6 | 5 | 0 |
| Stanford | 3 | 5 | 0 | 170 | 214 | 5 | 6 | 0 |
| Oregon State | 1 | 7 | 0 | 81 | 202 | 2 | 9 | 0 |
| California | 1 | 8 | 0 | 104 | 219 | 2 | 9 | 0 |

1989

| | W | L | T | Pts | Opp | W | L | T |
|------------------|---|---|---|-----|-----|---|---|---|
| USC | 6 | 0 | 1 | 174 | 67 | 9 | 2 | 1 |
| Washington | 5 | 3 | 0 | 213 | 158 | 8 | 4 | 0 |
| Oregon | 5 | 3 | 0 | 215 | 166 | 8 | 4 | 0 |
| Arizona | 5 | 3 | 0 | 173 | 127 | 8 | 4 | 0 |
| Arizona State | 3 | 3 | 1 | 156 | 198 | 6 | 4 | 1 |
| Oregon State | 3 | 4 | 1 | 124 | 234 | 4 | 7 | 1 |
| Washington State | 3 | 5 | 0 | 235 | 197 | 6 | 5 | 0 |
| Stanford | 3 | 5 | 0 | 113 | 164 | 3 | 8 | 0 |
| UCLA | 2 | 5 | 1 | 152 | 173 | 3 | 7 | 1 |
| California | 2 | 6 | 0 | 151 | 222 | 4 | 7 | 0 |

1994

| | W | L | T | Pts | Opp | W | L | T |
|------------------|---|---|---|-----|-----|---|---|---|
| Oregon | 7 | 1 | 0 | 199 | 108 | 9 | 4 | 0 |
| USC | 6 | 2 | 0 | 233 | 147 | 8 | 3 | 1 |
| Arizona | 6 | 2 | 0 | 186 | 139 | 8 | 4 | 0 |
| Washington State | 5 | 3 | 0 | 139 | 111 | 8 | 4 | 0 |
| Washington | 4 | 4 | 0 | 198 | 177 | 7 | 4 | 0 |
| UCLA | 3 | 5 | 0 | 176 | 213 | 5 | 6 | 0 |
| California | 3 | 5 | 0 | 130 | 205 | 4 | 7 | 0 |
| Oregon State | 2 | 6 | 0 | 141 | 172 | 4 | 7 | 0 |
| Stanford | 2 | 6 | 0 | 220 | 264 | 3 | 7 | 1 |
| Arizona State | 2 | 6 | 0 | 174 | 260 | 3 | 8 | 0 |

1985

| | W | L | T | Pts | Opp | W | L | T |
|------------------|---|---|---|-----|-----|---|---|---|
| UCLA | 6 | 2 | 0 | 231 | 120 | 9 | 2 | 1 |
| Arizona | 5 | 2 | 0 | 134 | 103 | 8 | 3 | 1 |
| Arizona State | 5 | 2 | 0 | 162 | 101 | 8 | 4 | 0 |
| Washington | 5 | 3 | 0 | 169 | 134 | 7 | 5 | 0 |
| USC | 5 | 3 | 0 | 184 | 96 | 6 | 6 | 0 |
| Oregon | 3 | 4 | 0 | 172 | 166 | 5 | 6 | 0 |
| Washington State | 3 | 5 | 0 | 180 | 176 | 4 | 7 | 0 |
| Stanford | 3 | 5 | 0 | 148 | 227 | 4 | 7 | 0 |
| Oregon State | 2 | 6 | 0 | 87 | 278 | 3 | 8 | 0 |
| California | 2 | 7 | 0 | 146 | 212 | 4 | 7 | 0 |

1990

| | W | L | T | Pts | Opp | W | L | T |
|------------------|---|---|---|-----|-----|----|----|---|
| Washington | 7 | 1 | 0 | 340 | 99 | 10 | 2 | 0 |
| USC | 5 | 2 | 1 | 238 | 191 | 8 | 4 | 1 |
| Oregon | 4 | 3 | 0 | 129 | 122 | 8 | 4 | 0 |
| California | 4 | 3 | 1 | 221 | 228 | 7 | 4 | 1 |
| Arizona | 5 | 4 | 0 | 214 | 257 | 7 | 5 | 0 |
| UCLA | 4 | 4 | 0 | 231 | 229 | 5 | 6 | 0 |
| Stanford | 4 | 4 | 0 | 187 | 203 | 5 | 6 | 0 |
| Arizona State | 2 | 5 | 0 | 153 | 169 | 4 | 7 | 0 |
| Washington State | 2 | 6 | 0 | 216 | 294 | 3 | 8 | 0 |
| Oregon State | 1 | 6 | 0 | 98 | 235 | 1 | 10 | 0 |

1995

| | W | L | T | Pts | Opp | W | L | T |
|------------------|---|---|---|-----|-----|---|----|---|
| USC | 6 | 1 | 1 | 214 | 130 | 9 | 2 | 1 |
| Washington | 6 | 1 | 1 | 232 | 170 | 7 | 4 | 1 |
| Oregon | 6 | 2 | 0 | 214 | 176 | 9 | 3 | 0 |
| Stanford | 5 | 3 | 0 | 233 | 211 | 7 | 4 | 1 |
| UCLA | 4 | 4 | 0 | 209 | 211 | 7 | 5 | 0 |
| Arizona | 4 | 4 | 0 | 139 | 162 | 6 | 5 | 0 |
| Arizona State | 4 | 4 | 0 | 206 | 212 | 6 | 5 | 0 |
| California | 2 | 6 | 0 | 170 | 221 | 3 | 8 | 0 |
| Washington State | 2 | 6 | 0 | 164 | 201 | 3 | 8 | 0 |
| Oregon State | 0 | 8 | 0 | 85 | 177 | 1 | 10 | 0 |

1986

| | W | L | T | Pts | Opp | W | L | T |
|------------------|---|---|---|-----|-----|----|---|---|
| Arizona State | 5 | 1 | 1 | 203 | 122 | 10 | 1 | 1 |
| UCLA | 5 | 2 | 1 | 265 | 137 | 8 | 3 | 1 |
| Washington | 5 | 2 | 1 | 232 | 141 | 8 | 3 | 1 |
| Arizona | 5 | 3 | 0 | 224 | 149 | 9 | 3 | 0 |
| Stanford | 5 | 3 | 0 | 182 | 124 | 8 | 4 | 0 |
| USC | 5 | 3 | 0 | 172 | 155 | 7 | 5 | 0 |
| Oregon | 3 | 5 | 0 | 168 | 246 | 5 | 6 | 0 |
| Washington State | 2 | 6 | 1 | 174 | 278 | 3 | 7 | 1 |
| California | 2 | 7 | 0 | 116 | 269 | 2 | 9 | 0 |
| Oregon State | 1 | 6 | 0 | 87 | 202 | 3 | 8 | 0 |

1991

| | W | L | T | Pts | Opp | W | L | T |
|------------------|---|---|---|-----|-----|----|----|---|
| Washington | 8 | 0 | 0 | 321 | 77 | 12 | 0 | 0 |
| California | 6 | 2 | 0 | 237 | 164 | 10 | 2 | 0 |
| UCLA | 6 | 2 | 0 | 237 | 122 | 9 | 3 | 0 |
| Stanford | 6 | 2 | 0 | 241 | 159 | 8 | 4 | 0 |
| Arizona State | 4 | 4 | 0 | 158 | 174 | 6 | 5 | 0 |
| Washington State | 3 | 5 | 0 | 191 | 260 | 4 | 7 | 0 |
| Arizona | 3 | 5 | 0 | 180 | 266 | 4 | 7 | 0 |
| USC | 2 | 6 | 0 | 178 | 218 | 3 | 8 | 0 |
| Oregon | 1 | 7 | 0 | 112 | 205 | 3 | 8 | 0 |
| Oregon State | 1 | 7 | 0 | 86 | 296 | 1 | 10 | 0 |

1996

| | W | L | T | Pts | Opp | W | L | T |
|------------------|---|---|---|-----|-----|----|---|---|
| Arizona State | 8 | 0 | 0 | 346 | 182 | 11 | 1 | 0 |
| Washington | 7 | 1 | 0 | 268 | 140 | 9 | 3 | 0 |
| Stanford | 5 | 3 | 0 | 153 | 176 | 7 | 5 | 0 |
| UCLA | 4 | 4 | 0 | 257 | 245 | 5 | 6 | 0 |
| Oregon | 3 | 5 | 0 | 269 | 271 | 6 | 5 | 0 |
| California | 3 | 5 | 0 | 224 | 288 | 6 | 6 | 0 |
| USC | 3 | 5 | 0 | 210 | 211 | 6 | 6 | 0 |
| Arizona | 3 | 5 | 0 | 226 | 256 | 5 | 6 | 0 |
| Washington State | 3 | 5 | 0 | 205 | 222 | 5 | 6 | 0 |
| Oregon State | 1 | 7 | 0 | 125 | 283 | 2 | 9 | 0 |

1987

| | W | L | T | Pts | Opp | W | L | T |
|------------------|---|---|---|-----|-----|----|---|---|
| USC | 7 | 1 | 0 | 253 | 139 | 8 | 4 | 0 |
| UCLA | 7 | 1 | 0 | 309 | 123 | 10 | 2 | 0 |
| Washington | 4 | 3 | 1 | 200 | 200 | 7 | 4 | 1 |
| Arizona State | 3 | 3 | 1 | 186 | 161 | 7 | 4 | 1 |
| Oregon | 4 | 4 | 0 | 177 | 177 | 6 | 5 | 0 |
| Stanford | 4 | 4 | 0 | 184 | 173 | 5 | 6 | 0 |
| Arizona | 2 | 3 | 3 | 184 | 189 | 4 | 4 | 3 |
| California | 2 | 3 | 2 | 137 | 170 | 3 | 6 | 2 |
| Washington State | 1 | 5 | 1 | 119 | 234 | 3 | 7 | 1 |
| Oregon State | 0 | 7 | 0 | 88 | 271 | 2 | 9 | 0 |

1992

| | W | L | T | Pts | Opp | W | L | T |
|------------------|---|---|---|-----|-----|----|---|---|
| Washington | 6 | 2 | 0 | 219 | 117 | 9 | 3 | 0 |
| Stanford | 6 | 2 | 0 | 184 | 130 | 10 | 3 | 0 |
| Washington State | 5 | 3 | 0 | 191 | 193 | 9 | 3 | 0 |
| USC | 5 | 3 | 0 | 183 | 153 | 6 | 5 | 1 |
| Arizona | 4 | 3 | 1 | 131 | 87 | 6 | 5 | 1 |
| Arizona State | 4 | 4 | 0 | 153 | 135 | 6 | 5 | 0 |
| Oregon | 4 | 4 | 0 | 134 | 140 | 6 | 6 | 0 |
| UCLA | 3 | 5 | 0 | 112 | 197 | 6 | 5 | 0 |
| California | 2 | 6 | 0 | 197 | 204 | 4 | 7 | 0 |
| Oregon State | 0 | 7 | 1 | 88 | 236 | 1 | 9 | 1 |

1997

| | W | L | T | Pts | Opp | W | L | T |
|------------------|---|---|---|-----|-----|----|---|---|
| Washington State | 7 | 1 | 0 | 297 | 246 | 10 | 2 | 0 |
| UCLA | 7 | 1 | 0 | 292 | 181 | 10 | 2 | 0 |
| Arizona State | 6 | 2 | 0 | 233 | 168 | 9 | 3 | 0 |
| Washington | 5 | 3 | 0 | 277 | 186 | 8 | 4 | 0 |
| Arizona | 4 | 4 | 0 | 222 | 232 | 7 | 5 | 0 |
| USC | 4 | 4 | 0 | 171 | 181 | 6 | 5 | 0 |
| Oregon | 3 | 5 | 0 | 241 | 264 | 7 | 5 | 0 |
| Stanford | 3 | 5 | 0 | 198 | 262 | 5 | 6 | 0 |
| California | 1 | 7 | 0 | 186 | 269 | 3 | 8 | 0 |
| Oregon State | 0 | 8 | 0 | 112 | 250 | 3 | 8 | 0 |



ALL-TIME STANDINGS

1998

| | W | L | T | Pts | Opp | W | L | T |
|------------------|---|---|---|-----|-----|----|---|---|
| UCLA | 8 | 0 | 0 | 309 | 198 | 10 | 2 | 0 |
| Arizona | 7 | 1 | 0 | 274 | 176 | 12 | 1 | 0 |
| Oregon | 5 | 3 | 0 | 289 | 234 | 8 | 4 | 0 |
| USC | 5 | 3 | 0 | 245 | 160 | 8 | 5 | 0 |
| Washington | 4 | 4 | 0 | 198 | 221 | 6 | 6 | 0 |
| Arizona State | 4 | 4 | 0 | 284 | 269 | 5 | 6 | 0 |
| California | 3 | 5 | 0 | 139 | 184 | 5 | 6 | 0 |
| Oregon State | 2 | 6 | 0 | 191 | 252 | 5 | 6 | 0 |
| Stanford | 2 | 6 | 0 | 184 | 261 | 3 | 8 | 0 |
| Washington State | 0 | 8 | 0 | 146 | 299 | 3 | 8 | 0 |

2003

| | W | L | T | Pts | Opp | W | L | T |
|------------------|---|---|---|-----|-----|----|----|---|
| USC | 7 | 1 | 0 | 342 | 161 | 12 | 1 | 0 |
| Washington State | 6 | 2 | 0 | 245 | 169 | 10 | 3 | 0 |
| Oregon | 5 | 3 | 0 | 209 | 216 | 8 | 5 | 0 |
| California | 5 | 3 | 0 | 267 | 170 | 8 | 6 | 0 |
| Oregon State | 4 | 4 | 0 | 270 | 224 | 8 | 5 | 0 |
| Washington | 4 | 4 | 0 | 203 | 233 | 6 | 6 | 0 |
| UCLA | 4 | 4 | 0 | 175 | 200 | 6 | 7 | 0 |
| Arizona State | 2 | 6 | 0 | 203 | 246 | 5 | 7 | 0 |
| Stanford | 2 | 6 | 0 | 130 | 243 | 4 | 7 | 0 |
| Arizona | 1 | 7 | 0 | 182 | 267 | 2 | 10 | 0 |

2007

| | W | L | T | Pts | Opp | W | L | T |
|------------------|---|---|---|-----|-----|----|---|---|
| USC | 7 | 2 | 0 | 250 | 150 | 11 | 2 | 0 |
| Arizona State | 7 | 2 | 0 | 274 | 211 | 10 | 3 | 0 |
| Oregon State | 6 | 3 | 0 | 253 | 229 | 9 | 4 | 0 |
| Oregon | 5 | 4 | 0 | 301 | 192 | 9 | 4 | 0 |
| UCLA | 5 | 4 | 0 | 236 | 192 | 6 | 7 | 0 |
| Arizona | 4 | 5 | 0 | 257 | 249 | 5 | 7 | 0 |
| California | 3 | 6 | 0 | 218 | 241 | 7 | 6 | 0 |
| Washington State | 3 | 6 | 0 | 197 | 302 | 5 | 7 | 0 |
| Stanford | 3 | 6 | 0 | 148 | 280 | 4 | 8 | 0 |
| Washington | 2 | 7 | 0 | 272 | 321 | 4 | 9 | 0 |

1999

| | W | L | T | Pts | Opp | W | L | T |
|------------------|---|---|---|-----|-----|---|---|---|
| Stanford | 7 | 1 | 0 | 313 | 197 | 8 | 4 | 0 |
| Oregon | 6 | 2 | 0 | 247 | 199 | 9 | 3 | 0 |
| Washington | 6 | 2 | 0 | 231 | 188 | 7 | 5 | 0 |
| Arizona State | 5 | 3 | 0 | 227 | 192 | 6 | 6 | 0 |
| Oregon State | 4 | 4 | 0 | 208 | 177 | 7 | 5 | 0 |
| Arizona | 3 | 5 | 0 | 229 | 252 | 6 | 6 | 0 |
| USC | 3 | 5 | 0 | 193 | 206 | 6 | 6 | 0 |
| California | 3 | 5 | 0 | 131 | 164 | 4 | 7 | 0 |
| UCLA | 2 | 6 | 0 | 137 | 241 | 4 | 7 | 0 |
| Washington State | 1 | 7 | 0 | 158 | 257 | 3 | 9 | 0 |

2004

| | W | L | T | Pts | Opp | W | L | T |
|------------------|---|---|---|-----|-----|----|----|---|
| USC^ | 8 | 0 | 0 | 285 | 117 | 13 | 0 | 0 |
| California | 7 | 1 | 0 | 287 | 103 | 10 | 2 | 0 |
| Arizona State | 5 | 3 | 0 | 216 | 234 | 9 | 3 | 0 |
| Oregon State | 5 | 3 | 0 | 210 | 191 | 7 | 5 | 0 |
| UCLA | 4 | 4 | 0 | 252 | 227 | 6 | 6 | 0 |
| Oregon | 4 | 4 | 0 | 203 | 211 | 5 | 6 | 0 |
| Washington State | 3 | 5 | 0 | 193 | 262 | 5 | 6 | 0 |
| Stanford | 2 | 6 | 0 | 147 | 197 | 4 | 7 | 0 |
| Arizona | 2 | 6 | 0 | 130 | 240 | 3 | 8 | 0 |
| Washington | 0 | 8 | 0 | 114 | 255 | 1 | 10 | 0 |

2008

| | W | L | T | Pts | Opp | W | L | T |
|------------------|---|---|---|-----|-----|----|----|---|
| USC | 8 | 1 | 0 | 325 | 80 | 12 | 1 | 0 |
| Oregon | 7 | 2 | 0 | 373 | 249 | 10 | 3 | 0 |
| Oregon State | 7 | 2 | 0 | 307 | 217 | 9 | 4 | 0 |
| California | 6 | 3 | 0 | 293 | 169 | 9 | 4 | 0 |
| Arizona | 5 | 4 | 0 | 306 | 204 | 8 | 5 | 0 |
| Arizona State | 4 | 5 | 0 | 214 | 209 | 5 | 7 | 0 |
| Stanford | 4 | 5 | 0 | 257 | 260 | 5 | 7 | 0 |
| UCLA | 3 | 6 | 0 | 154 | 229 | 4 | 8 | 0 |
| Washington State | 1 | 8 | 0 | 77 | 453 | 2 | 11 | 0 |
| Washington | 0 | 9 | 0 | 111 | 347 | 0 | 12 | 0 |

2000

| | W | L | T | Pts | Opp | W | L | T |
|------------------|---|---|---|-----|-----|----|---|---|
| Washington | 7 | 1 | 0 | 258 | 183 | 11 | 1 | 0 |
| Oregon State | 7 | 1 | 0 | 275 | 161 | 11 | 1 | 0 |
| Oregon | 7 | 1 | 0 | 215 | 172 | 10 | 2 | 0 |
| Stanford | 4 | 4 | 0 | 193 | 210 | 5 | 6 | 0 |
| UCLA | 3 | 5 | 0 | 251 | 282 | 6 | 6 | 0 |
| Arizona State | 3 | 5 | 0 | 229 | 235 | 6 | 6 | 0 |
| Arizona | 3 | 5 | 0 | 203 | 204 | 5 | 6 | 0 |
| USC | 2 | 6 | 0 | 208 | 256 | 5 | 7 | 0 |
| Washington State | 2 | 6 | 0 | 167 | 250 | 4 | 7 | 0 |
| California | 2 | 6 | 0 | 204 | 240 | 3 | 8 | 0 |

2005

| | W | L | T | Pts | Opp | W | L | T |
|------------------|---|---|---|-----|-----|----|---|---|
| USC^ | 8 | 0 | 0 | 383 | 149 | 12 | 1 | 0 |
| Oregon | 7 | 1 | 0 | 278 | 189 | 10 | 2 | 0 |
| UCLA | 6 | 2 | 0 | 271 | 306 | 10 | 2 | 0 |
| California | 4 | 4 | 0 | 243 | 190 | 8 | 4 | 0 |
| Arizona State | 4 | 4 | 0 | 251 | 274 | 7 | 5 | 0 |
| Stanford | 4 | 4 | 0 | 180 | 241 | 5 | 6 | 0 |
| Oregon State | 3 | 5 | 0 | 195 | 261 | 5 | 6 | 0 |
| Arizona | 2 | 6 | 0 | 173 | 220 | 3 | 8 | 0 |
| Washington State | 1 | 7 | 0 | 227 | 292 | 4 | 7 | 0 |
| Washington | 1 | 7 | 0 | 169 | 275 | 2 | 9 | 0 |

2009

| | W | L | T | Pts | Opp | W | L | T |
|------------------|---|---|---|-----|-----|----|----|---|
| Oregon | 8 | 1 | 0 | 375 | 204 | 10 | 3 | 0 |
| Stanford | 6 | 3 | 0 | 330 | 235 | 8 | 5 | 0 |
| Oregon State | 6 | 3 | 0 | 314 | 225 | 8 | 5 | 0 |
| Arizona | 6 | 3 | 0 | 286 | 228 | 8 | 5 | 0 |
| USC | 5 | 4 | 0 | 212 | 200 | 9 | 4 | 0 |
| California | 5 | 4 | 0 | 205 | 253 | 8 | 5 | 0 |
| Washington | 4 | 5 | 0 | 218 | 229 | 5 | 7 | 0 |
| UCLA | 3 | 6 | 0 | 181 | 217 | 7 | 6 | 0 |
| Arizona State | 2 | 7 | 0 | 163 | 216 | 4 | 8 | 0 |
| Washington State | 0 | 9 | 0 | 80 | 357 | 1 | 11 | 0 |

2001

| | W | L | T | Pts | Opp | W | L | T |
|------------------|---|---|---|-----|-----|----|----|---|
| Oregon | 7 | 1 | 0 | 281 | 181 | 11 | 1 | 0 |
| Washington State | 6 | 2 | 0 | 257 | 187 | 10 | 2 | 0 |
| Stanford | 6 | 2 | 0 | 312 | 264 | 9 | 3 | 0 |
| Washington | 6 | 2 | 0 | 227 | 237 | 8 | 4 | 0 |
| USC | 5 | 3 | 0 | 249 | 150 | 6 | 6 | 0 |
| UCLA | 4 | 4 | 0 | 243 | 185 | 7 | 4 | 0 |
| Oregon State | 3 | 5 | 0 | 191 | 183 | 5 | 6 | 0 |
| Arizona | 2 | 6 | 0 | 123 | 317 | 5 | 6 | 0 |
| Arizona State | 1 | 7 | 0 | 220 | 312 | 4 | 7 | 0 |
| California | 0 | 8 | 0 | 148 | 333 | 1 | 10 | 0 |

2006

| | W | L | T | Pts | Opp | W | L | T |
|------------------|---|---|---|-----|-----|----|----|---|
| USC | 7 | 2 | 0 | 242 | 131 | 11 | 2 | 0 |
| California | 7 | 2 | 0 | 280 | 173 | 10 | 3 | 0 |
| Oregon State | 6 | 3 | 0 | 207 | 182 | 10 | 4 | 0 |
| UCLA | 5 | 4 | 0 | 198 | 169 | 7 | 6 | 0 |
| Oregon | 4 | 5 | 0 | 255 | 239 | 7 | 6 | 0 |
| Arizona State | 4 | 5 | 0 | 216 | 247 | 7 | 6 | 0 |
| Arizona | 4 | 5 | 0 | 152 | 167 | 6 | 6 | 0 |
| Washington State | 4 | 5 | 0 | 208 | 212 | 6 | 6 | 0 |
| Washington | 3 | 6 | 0 | 186 | 225 | 5 | 7 | 0 |
| Stanford | 1 | 8 | 0 | 74 | 274 | 1 | 11 | 0 |

2010

| | W | L | T | Pts | Opp | W | L | T |
|------------------|---|---|---|-----|-----|----|----|---|
| Oregon | 9 | 0 | 0 | 403 | 208 | 12 | 1 | 0 |
| Stanford | 8 | 1 | 0 | 327 | 159 | 12 | 1 | 0 |
| USC* | 5 | 4 | 0 | 289 | 256 | 8 | 5 | 0 |
| Washington | 5 | 4 | 0 | 186 | 275 | 7 | 6 | 0 |
| Arizona | 4 | 5 | 0 | 230 | 224 | 7 | 6 | 0 |
| Arizona State | 4 | 5 | 0 | 273 | 251 | 6 | 6 | 0 |
| Oregon State | 4 | 5 | 0 | 213 | 227 | 5 | 7 | 0 |
| California | 3 | 6 | 0 | 175 | 209 | 5 | 7 | 0 |
| UCLA | 2 | 7 | 0 | 155 | 308 | 4 | 8 | 0 |
| Washington State | 1 | 8 | 0 | 174 | 308 | 2 | 10 | 0 |

* Not eligible for postseason

2002

| | W | L | T | Pts | Opp | W | L | T |
|------------------|---|---|---|-----|-----|----|---|---|
| Washington State | 7 | 1 | 0 | 285 | 188 | 10 | 3 | 0 |
| USC | 7 | 1 | 0 | 299 | 163 | 11 | 2 | 0 |
| Arizona State | 5 | 3 | 0 | 257 | 244 | 8 | 6 | 0 |
| UCLA | 4 | 4 | 0 | 232 | 232 | 8 | 5 | 0 |
| Oregon State | 4 | 4 | 0 | 211 | 180 | 8 | 5 | 0 |
| California | 4 | 4 | 0 | 256 | 238 | 7 | 5 | 0 |
| Washington | 4 | 4 | 0 | 232 | 233 | 7 | 6 | 0 |
| Oregon | 3 | 5 | 0 | 237 | 266 | 7 | 6 | 0 |
| Arizona | 1 | 7 | 0 | 143 | 250 | 4 | 8 | 0 |
| Stanford | 1 | 7 | 0 | 128 | 286 | 2 | 9 | 0 |

2011

| NORTH | | W | L | T | Pts | Opp | W | L | T |
|------------------|---|---|---|-----|-----|-----|---|---|---|
| Oregon | 8 | 1 | 0 | 399 | 209 | 12 | 2 | 0 | |
| Stanford | 8 | 1 | 0 | 394 | 213 | 11 | 2 | 0 | |
| Washington | 5 | 4 | 0 | 270 | 290 | 7 | 6 | 0 | |
| California | 4 | 5 | 0 | 223 | 227 | 7 | 6 | 0 | |
| Oregon State | 3 | 6 | 0 | 206 | 268 | 3 | 9 | 0 | |
| Washington State | 2 | 7 | 0 | 211 | 311 | 4 | 8 | 0 | |

| SOUTH | | W | L | T | Pts | Opp | W | L | T |
|---------------|---|---|---|-----|-----|-----|----|---|---|
| USC* | 7 | 2 | 0 | 341 | 232 | 10 | 2 | 0 | |
| UCLA | 5 | 4 | 0 | 197 | 266 | 6 | 8 | 0 | |
| Utah | 4 | 5 | 0 | 188 | 202 | 8 | 5 | 0 | |
| Arizona State | 4 | 5 | 0 | 298 | 255 | 6 | 7 | 0 | |
| Arizona | 2 | 7 | 0 | 269 | 341 | 4 | 8 | 0 | |
| Colorado | 2 | 7 | 0 | 162 | 354 | 3 | 10 | 0 | |

* Not eligible for postseason

2011 Pac-12 Football Championship Game
Oregon 49, UCLA 31 (Atten: 59,376)

2014

| NORTH | | W | L | T | Pts | Opp | W | L | T |
|------------------|---|---|---|-----|-----|-----|---|---|---|
| Oregon | 8 | 1 | 0 | 395 | 225 | 13 | 2 | 0 | |
| Stanford | 5 | 4 | 0 | 214 | 175 | 8 | 5 | 0 | |
| Washington | 4 | 5 | 0 | 236 | 216 | 8 | 6 | 0 | |
| California | 3 | 6 | 0 | 338 | 397 | 5 | 7 | 0 | |
| Oregon State | 2 | 7 | 0 | 213 | 328 | 5 | 7 | 0 | |
| Washington State | 2 | 7 | 0 | 272 | 377 | 3 | 9 | 0 | |

| SOUTH | | W | L | T | Pts | Opp | W | L | T |
|---------------|---|---|---|-----|-----|-----|----|---|---|
| Arizona | 7 | 2 | 0 | 321 | 242 | 10 | 4 | 0 | |
| Arizona State | 6 | 3 | 0 | 286 | 264 | 10 | 3 | 0 | |
| UCLA | 6 | 3 | 0 | 305 | 258 | 10 | 3 | 0 | |
| USC | 6 | 3 | 0 | 289 | 221 | 9 | 4 | 0 | |
| Utah | 5 | 4 | 0 | 221 | 263 | 9 | 4 | 0 | |
| Colorado | 0 | 9 | 0 | 263 | 387 | 2 | 10 | 0 | |

2014 Pac-12 Football Championship Game
Oregon 51, Arizona 13 (Atten: 45,618)

2017

| NORTH | | W | L | T | Pts | Opp | W | L | T |
|------------------|---|---|---|-----|-----|-----|----|---|---|
| Stanford | 7 | 2 | 0 | 271 | 201 | 9 | 5 | 0 | |
| Washington | 7 | 2 | 0 | 302 | 137 | 10 | 3 | 0 | |
| Washington State | 6 | 3 | 0 | 254 | 242 | 9 | 4 | 0 | |
| Oregon | 4 | 5 | 0 | 272 | 270 | 7 | 6 | 0 | |
| California | 2 | 7 | 0 | 238 | 275 | 5 | 7 | 0 | |
| Oregon State | 0 | 9 | 0 | 172 | 378 | 1 | 11 | 0 | |

| SOUTH | | W | L | T | Pts | Opp | W | L | T |
|---------------|---|---|---|-----|-----|-----|---|---|---|
| USC | 8 | 1 | 0 | 328 | 210 | 11 | 3 | 0 | |
| Arizona State | 6 | 3 | 0 | 281 | 262 | 7 | 6 | 0 | |
| Arizona | 5 | 4 | 0 | 361 | 350 | 7 | 6 | 0 | |
| UCLA | 4 | 5 | 0 | 259 | 326 | 6 | 7 | 0 | |
| Utah | 3 | 6 | 0 | 244 | 242 | 7 | 6 | 0 | |
| Colorado | 2 | 7 | 0 | 222 | 311 | 5 | 7 | 0 | |

2017 Pac-12 Football Championship Game
USC 31, Stanford 28 (Atten: 48,031)

2012

| NORTH | | W | L | T | Pts | Opp | W | L | T |
|------------------|---|---|---|-----|-----|-----|---|---|---|
| Stanford | 8 | 1 | 0 | 260 | 153 | 12 | 2 | 0 | |
| Oregon | 8 | 1 | 0 | 448 | 191 | 12 | 1 | 0 | |
| Oregon State | 6 | 3 | 0 | 267 | 203 | 9 | 4 | 0 | |
| Washington | 5 | 4 | 0 | 210 | 220 | 7 | 6 | 0 | |
| California | 2 | 7 | 0 | 174 | 300 | 3 | 9 | 0 | |
| Washington State | 1 | 8 | 0 | 180 | 327 | 3 | 9 | 0 | |

| SOUTH | | W | L | T | Pts | Opp | W | L | T |
|---------------|---|---|---|-----|-----|-----|----|---|---|
| UCLA | 6 | 3 | 0 | 310 | 250 | 9 | 5 | 0 | |
| Arizona State | 5 | 4 | 0 | 306 | 234 | 8 | 5 | 0 | |
| USC | 5 | 4 | 0 | 309 | 244 | 7 | 6 | 0 | |
| Arizona | 4 | 5 | 0 | 308 | 356 | 8 | 5 | 0 | |
| Utah | 3 | 6 | 0 | 235 | 253 | 5 | 7 | 0 | |
| Colorado | 1 | 8 | 0 | 155 | 431 | 1 | 11 | 0 | |

2012 Pac-12 Football Championship Game
Stanford 27, UCLA 24 (Atten: 31,622)

2015

| NORTH | | W | L | T | Pts | Opp | W | L | T |
|------------------|---|---|---|-----|-----|-----|----|---|---|
| Stanford | 8 | 1 | 0 | 368 | 219 | 12 | 2 | 0 | |
| Oregon | 7 | 2 | 0 | 368 | 340 | 9 | 4 | 0 | |
| Washington State | 6 | 3 | 0 | 304 | 274 | 9 | 4 | 0 | |
| California | 4 | 5 | 0 | 285 | 298 | 8 | 5 | 0 | |
| Washington | 4 | 5 | 0 | 261 | 180 | 7 | 6 | 0 | |
| Oregon State | 0 | 9 | 0 | 160 | 381 | 2 | 10 | 0 | |

| SOUTH | | W | L | T | Pts | Opp | W | L | T |
|---------------|---|---|---|-----|-----|-----|---|---|---|
| USC | 6 | 3 | 0 | 287 | 240 | 8 | 6 | 0 | |
| Utah | 6 | 3 | 0 | 270 | 207 | 10 | 3 | 0 | |
| UCLA | 5 | 4 | 0 | 295 | 259 | 8 | 5 | 0 | |
| Arizona State | 4 | 5 | 0 | 322 | 323 | 6 | 7 | 0 | |
| Arizona | 3 | 6 | 0 | 278 | 363 | 7 | 6 | 0 | |
| Colorado | 1 | 8 | 0 | 177 | 291 | 4 | 9 | 0 | |

2015 Pac-12 Football Championship Game
Stanford 41, USC 22 (Atten: 58,476)

2018

| NORTH | | W | L | T | Pts | Opp | W | L | T |
|------------------|---|---|---|-----|-----|-----|----|---|---|
| Washington | 7 | 2 | 0 | 240 | 167 | 10 | 4 | 0 | |
| Washington State | 7 | 2 | 0 | 329 | 234 | 11 | 2 | 0 | |
| Stanford | 6 | 3 | 0 | 277 | 227 | 9 | 4 | 0 | |
| Oregon | 5 | 4 | 0 | 291 | 264 | 9 | 4 | 0 | |
| California | 4 | 5 | 0 | 183 | 197 | 7 | 6 | 0 | |
| Oregon State | 1 | 8 | 0 | 199 | 409 | 2 | 10 | 0 | |

| SOUTH | | W | L | T | Pts | Opp | W | L | T |
|---------------|---|---|---|-----|-----|-----|---|---|---|
| Utah | 6 | 3 | 0 | 277 | 188 | 9 | 5 | 0 | |
| Arizona State | 5 | 4 | 0 | 283 | 253 | 7 | 6 | 0 | |
| Arizona | 4 | 5 | 0 | 273 | 287 | 5 | 7 | 0 | |
| USC | 4 | 5 | 0 | 239 | 242 | 5 | 7 | 0 | |
| UCLA | 3 | 6 | 0 | 243 | 296 | 3 | 9 | 0 | |
| Colorado | 2 | 7 | 0 | 202 | 272 | 5 | 7 | 0 | |

2018 Pac-12 Football Championship Game
Washington 10, Utah 3 (Atten: 35,134)

2013

| NORTH | | W | L | T | Pts | Opp | W | L | T |
|------------------|---|---|---|-----|-----|-----|----|---|---|
| Stanford | 7 | 2 | 0 | 299 | 175 | 11 | 3 | 0 | |
| Oregon | 7 | 2 | 0 | 377 | 232 | 11 | 2 | 0 | |
| Washington | 5 | 4 | 0 | 334 | 251 | 9 | 4 | 0 | |
| Oregon State | 4 | 5 | 0 | 301 | 292 | 7 | 6 | 0 | |
| Washington State | 4 | 5 | 0 | 244 | 334 | 6 | 7 | 0 | |
| California | 0 | 9 | 0 | 175 | 425 | 1 | 11 | 0 | |

| SOUTH | | W | L | T | Pts | Opp | W | L | T |
|---------------|---|---|---|-----|-----|-----|---|---|---|
| Arizona State | 8 | 1 | 0 | 398 | 231 | 10 | 4 | 0 | |
| UCLA | 6 | 3 | 0 | 280 | 235 | 10 | 3 | 0 | |
| USC | 6 | 3 | 0 | 279 | 229 | 10 | 4 | 0 | |
| Arizona | 4 | 5 | 0 | 262 | 270 | 8 | 5 | 0 | |
| Utah | 2 | 7 | 0 | 230 | 290 | 5 | 7 | 0 | |
| Colorado | 1 | 8 | 0 | 183 | 398 | 4 | 8 | 0 | |

2013 Pac-12 Football Championship Game
Stanford 38, Arizona State 14 (Atten: 69,535)

2016

| NORTH | | W | L | T | Pts | Opp | W | L | T |
|------------------|---|---|---|-----|-----|-----|---|---|---|
| Washington | 8 | 1 | 0 | 389 | 184 | 12 | 2 | 0 | |
| Washington State | 7 | 2 | 0 | 358 | 244 | 8 | 5 | 0 | |
| Stanford | 6 | 3 | 0 | 233 | 202 | 10 | 3 | 0 | |
| California | 3 | 6 | 0 | 304 | 392 | 5 | 7 | 0 | |
| Oregon State | 3 | 6 | 0 | 230 | 291 | 4 | 8 | 0 | |
| Oregon | 2 | 7 | 0 | 296 | 408 | 4 | 8 | 0 | |

| SOUTH | | W | L | T | Pts | Opp | W | L | T |
|---------------|---|---|---|-----|-----|-----|---|---|---|
| Colorado | 8 | 1 | 0 | 289 | 166 | 10 | 4 | 0 | |
| USC | 7 | 2 | 0 | 299 | 180 | 10 | 3 | 0 | |
| Utah | 5 | 4 | 0 | 284 | 251 | 9 | 4 | 0 | |
| Arizona State | 2 | 7 | 0 | 256 | 382 | 5 | 7 | 0 | |
| UCLA | 2 | 7 | 0 | 216 | 264 | 4 | 8 | 0 | |
| Arizona | 1 | 8 | 0 | 203 | 393 | 3 | 9 | 0 | |

2016 Pac-12 Football Championship Game
Washington 41, Colorado 10 (Atten: 47,118)

2019

| NORTH | | W | L | T | Pts | Opp | W | L | T |
|------------------|---|---|---|-----|-----|-----|---|---|---|
| Oregon | 8 | 1 | 0 | 297 | 153 | 12 | 2 | 0 | |
| California | 4 | 5 | 0 | 163 | 215 | 8 | 5 | 0 | |
| Washington | 4 | 5 | 0 | 234 | 192 | 8 | 5 | 0 | |
| Oregon State | 4 | 5 | 0 | 265 | 300 | 5 | 7 | 0 | |
| Washington State | 3 | 6 | 0 | 322 | 329 | 6 | 7 | 0 | |
| Stanford | 3 | 6 | 0 | 192 | 261 | 4 | 8 | 0 | |

| SOUTH | | W | L | T | Pts | Opp | W | L | T |
|---------------|---|---|---|-----|-----|-----|---|---|---|
| Utah | 8 | 1 | 0 | 331 | 106 | 11 | 3 | 0 | |
| USC | 7 | 2 | 0 | 313 | 250 | 8 | 5 | 0 | |
| Arizona State | 4 | 5 | 0 | 243 | 256 | 8 | 5 | 0 | |
| UCLA | 4 | 5 | 0 | 278 | 322 | 4 | 8 | 0 | |
| Colorado | 3 | 6 | 0 | 173 | 290 | 5 | 7 | 0 | |
| Arizona | 2 | 7 | 0 | 192 | 329 | 4 | 8 | 0 | |

2019 Pac-12 Football Championship Game
Oregon 37, Utah 15 (Atten: 38,679)



2020

| NORTH | W | L | T | Pts | Opp | W | L | T |
|------------------|---|---|---|-----|-----|---|---|---|
| *Washington | 3 | 1 | 0 | 121 | 100 | 3 | 1 | 0 |
| Oregon | 4 | 2 | 0 | 219 | 198 | 4 | 3 | 0 |
| Stanford | 4 | 2 | 0 | 176 | 190 | 4 | 2 | 0 |
| Oregon State | 2 | 5 | 0 | 202 | 233 | 2 | 5 | 0 |
| Washington State | 1 | 3 | 0 | 108 | 154 | 1 | 3 | 0 |
| California | 1 | 3 | 0 | 81 | 106 | 1 | 3 | 0 |

| SOUTH | W | L | T | Pts | Opp | W | L | T |
|---------------|---|---|---|-----|-----|---|---|---|
| USC | 5 | 1 | 0 | 200 | 156 | 5 | 1 | 0 |
| Colorado | 3 | 1 | 0 | 171 | 190 | 4 | 2 | 0 |
| Utah | 3 | 2 | 0 | 151 | 130 | 3 | 2 | 0 |
| Arizona State | 2 | 2 | 0 | 161 | 93 | 2 | 2 | 0 |
| UCLA | 3 | 4 | 0 | 248 | 215 | 3 | 4 | 0 |
| Arizona | 0 | 5 | 0 | 87 | 199 | 0 | 5 | 0 |

* Unable to play in Pac-12 Championship due to COVID

2020 Pac-12 Football Championship Game

Oregon 31, USC 24 (Atten: -)

2021

| NORTH | W | L | T | Pts | Opp | W | L | T |
|------------------|---|---|---|-----|-----|----|---|---|
| Oregon | 7 | 2 | 0 | 440 | 378 | 10 | 4 | 0 |
| Washington State | 6 | 3 | 0 | 362 | 315 | 7 | 6 | 0 |
| Oregon State | 5 | 4 | 0 | 406 | 335 | 7 | 6 | 0 |
| California | 4 | 5 | 0 | 285 | 267 | 5 | 7 | 0 |
| Washington | 3 | 6 | 0 | 258 | 272 | 4 | 8 | 0 |
| Stanford | 2 | 7 | 0 | 245 | 389 | 3 | 9 | 0 |

| SOUTH | W | L | T | Pts | Opp | W | L | T |
|---------------|---|---|---|-----|-----|----|----|---|
| Utah | 8 | 1 | 0 | 506 | 316 | 10 | 4 | 0 |
| UCLA | 6 | 3 | 0 | 438 | 321 | 8 | 4 | 0 |
| Arizona State | 6 | 3 | 0 | 369 | 271 | 8 | 5 | 0 |
| USC | 3 | 6 | 0 | 344 | 381 | 4 | 8 | 0 |
| Colorado | 3 | 6 | 0 | 225 | 320 | 4 | 8 | 0 |
| Arizona | 1 | 8 | 0 | 206 | 377 | 1 | 11 | 0 |

2021 Pac-12 Football Championship Game

Utah 38, Oregon 10 (Atten: 56,511)

YEARLY CONFERENCE FINISHES

PCC

| | IDA | MON | CAL | ORE | OSU | STAN | UCLA | USC | WASH | WSU |
|------|-----|-----|-----|-----|-----|------|------|-----|------|-----|
| 1916 | — | — | 4 | 2 | 3 | — | — | — | 1 | — |
| 1917 | — | — | 2 | 4 | 3 | — | — | — | 5 | 1 |
| 1918 | — | — | 1 | 2 | 4 | * | — | — | 3 | — |
| 1919 | — | — | T3 | T1 | 6 | 5 | — | — | T1 | T3 |
| 1920 | — | — | 1 | 3 | 5 | 2 | — | — | 6 | 4 |
| 1921 | — | — | 1 | 5 | 4 | 3 | — | — | 6 | 2 |
| 1922 | 8 | — | 1 | 2 | T5 | T5 | — | 4 | 3 | 7 |
| 1923 | 3 | — | 1 | 8 | 7 | T4 | — | T4 | 2 | 6 |
| 1924 | 4 | 9 | 2 | 7 | 6 | 1 | — | 5 | 3 | 8 |
| 1925 | 6 | 8 | 5 | 9 | T3 | 2 | — | T3 | 1 | 6 |
| 1926 | T6 | 8 | 9 | T6 | T3 | 1 | — | 2 | 5 | T3 |
| 1927 | T1 | 9 | T5 | 8 | T5 | T1 | — | T1 | 4 | 7 |
| 1928 | T6 | 10 | 2 | 4 | T6 | 3 | 9 | 1 | 8 | 5 |
| 1929 | T7 | 9 | T3 | T3 | T7 | 2 | 6 | 1 | 10 | 5 |
| 1930 | 10 | 7 | T8 | 4 | 6 | 3 | T8 | 2 | 5 | 1 |
| 1931 | 8 | 10 | 2 | 3 | 7 | 6 | 9 | 1 | 5 | 4 |
| 1932 | T8 | 10 | 6 | 5 | T8 | 7 | 3 | 1 | 4 | 2 |
| 1933 | 9 | 10 | 6 | T1 | 4 | T1 | 8 | 3 | 7 | 5 |
| 1934 | 8 | 10 | 5 | 4 | 9 | 1 | 6 | 7 | 3 | 2 |
| 1935 | 9 | 10 | T1 | T4 | 7 | T1 | T1 | 8 | 6 | T4 |
| 1936 | 10 | 8 | 4 | 9 | 7 | 6 | 5 | 3 | 1 | 2 |
| 1937 | 5 | 10 | 1 | 8 | 6 | 2 | 9 | 7 | 3 | 4 |
| 1938 | 7 | 10 | T1 | 5 | T3 | 8 | T3 | T1 | 6 | 9 |
| 1939 | 10 | 7 | 8 | 5 | 3 | 9 | 2 | 1 | 4 | 6 |
| 1940 | 10 | 8 | 6 | 5 | 3 | 1 | 9 | 7 | 2 | 4 |
| 1941 | 10 | 9 | 7 | 5 | 1 | 4 | 6 | 8 | T2 | T2 |
| 1942 | 9 | 10 | 7 | 8 | 5 | 3 | 1 | 4 | 6 | 2 |
| 1943 | — | — | 2 | — | — | — | 4 | 1 | 3 | — |
| 1944 | — | — | 4 | — | — | — | 3 | 1 | 2 | — |
| 1945 | 8 | 9 | 6 | 7 | 4 | — | 5 | 1 | 3 | 2 |
| 1946 | 10 | 7 | 9 | 6 | 2 | 5 | 1 | 3 | 4 | 8 |
| 1947 | 9 | 5 | T2 | T2 | 6 | 10 | 4 | 1 | T7 | T7 |
| 1948 | 9 | 10 | T1 | T1 | 6 | 5 | 8 | 3 | 7 | 4 |
| 1949 | 9 | 10 | 1 | T6 | 5 | T3 | 2 | T3 | T6 | 8 |
| 1950 | 5 | — | 1 | 9 | 8 | 4 | 3 | 7 | 2 | 6 |
| 1951 | 9 | — | 3 | 8 | 6 | 1 | 2 | 4 | 7 | 5 |
| 1952 | 7 | — | 4 | T6 | 8 | T6 | 2 | 1 | 3 | 5 |
| 1953 | 9 | — | 4 | 8 | 6 | 2 | 1 | 3 | 7 | 5 |
| 1954 | 7 | — | 4 | 3 | T8 | 6 | 1 | 2 | T8 | 5 |
| 1955 | 9 | — | 7 | 4 | 2 | 3 | 1 | 6 | 5 | 8 |
| 1956 | 9 | — | 8 | 5 | 1 | 6 | T2 | T2 | 4 | 7 |
| 1957 | 9 | — | T7 | T1 | T1 | 5 | 3 | T7 | 6 | 4 |
| 1958 | 9 | — | 1 | 5 | 4 | 7 | 6 | 3 | 8 | 2 |

AAWU

| | | CAL | ORE | OSU | STAN | UCLA | USC | WASH | WSU |
|------|---|-----|-----|-----|------|------|-----|------|-----|
| 1959 | — | — | 4 | — | 5 | T1 | T1 | T1 | — |
| 1960 | — | — | 4 | — | 5 | 3 | 2 | 1 | — |
| 1961 | — | — | T4 | — | — | T4 | 1 | T2 | — |
| 1962 | — | — | 6 | — | — | 4 | 5 | 1 | 2 |
| 1963 | — | — | 5 | — | — | 6 | 3 | 2 | 1 |
| 1964 | — | — | 8 | T6 | T1 | 5 | 4 | T1 | 3 |
| 1965 | — | — | T6 | 8 | 7 | T6 | 1 | 2 | 4 |
| 1966 | — | — | 5 | T6 | T2 | 8 | 2 | 1 | 4 |
| 1967 | — | — | 6 | T7 | T2 | T4 | T2 | 1 | T4 |

PAC-8

| | | CAL | ORE | OSU | STAN | UCLA | USC | WASH | WSU |
|------|---|-----|-----|-----|------|------|-----|------|-----|
| 1968 | — | — | 4 | T5 | 2 | 3 | T5 | 1 | 8 |
| 1969 | — | — | 6 | 5 | 4 | T2 | T2 | 1 | 7 |
| 1970 | — | — | T2 | T2 | T6 | 1 | T2 | T6 | T2 |
| 1971 | — | — | T3 | 6 | 5 | 1 | 8 | 2 | T3 |
| 1972 | — | — | 5 | T6 | 8 | T6 | 2 | 1 | T3 |
| 1973 | — | — | T5 | T5 | T5 | 3 | 2 | 1 | 8 |
| 1974 | — | — | T3 | 8 | T5 | 2 | T3 | 1 | T5 |
| 1975 | — | — | T1 | 6 | 7 | t3 | T1 | 5 | T3 |
| 1976 | — | — | T4 | T7 | T7 | 3 | 2 | 1 | T4 |
| 1977 | — | — | T5 | 7 | 8 | T2 | T2 | T2 | 1 |

* - Stanford did not have an official university football team in 1918. Stanford dropped football in 1906 and the played rugby instead until 1917. During World War I, the Student Army Training Corps, which was part of the Army, had a regional training base at Stanford. The SATC put together a football team under the leadership of an SATC office. It was an SATC team, not an official Stanford team, and did not represent the university.

UNDEFEATED, UNTIED TEAMS

Regular-Season Games Only

| Year | School | Wins |
|------|------------------|-----------------|
| 1902 | Arizona | 5 |
| | California | 8 |
| 1905 | Stanford | 8 |
| 1906 | Washington State | 6 |
| 1907 | Oregon State | 6 |
| 1909 | Washington | 7 |
| 1910 | Washington | 6 |
| 1911 | Washington | 5 |
| 1912 | Washington | 7 |
| 1913 | Washington | 7 |
| 1915 | Washington | 7 |
| | Washington State | 6 |
| 1917 | Washington State | 8 |
| 1920 | California | 8 |
| | USC | 7 |
| 1921 | California | 9 |
| 1922 | California | 9 |
| 1926 | Stanford | 7 |
| 1930 | Washington State | 9 |
| 1932 | USC | 9 |
| 1940 | Stanford | 10 |
| 1947 | UCLA | 10 |
| 1948 | California | 10 |
| 1949 | California | 10 |
| 1954 | UCLA | 9 |
| 1957 | Arizona State | 10 |
| 1962 | USC | 10 |
| 1970 | Arizona State | 10 |
| 1972 | USC | 11 |
| 1975 | Arizona State | 11 |
| 1991 | Washington | 11 |
| 1996 | Arizona State | 11 |
| 2004 | USC | 12 [^] |
| 2005 | USC | 12 [^] |
| 2010 | Oregon | 12 |

CHAMPIONSHIP FACTS

There have only been 11 seasons where a team has won the Conference Championship with two Conference losses:

- 1941 - Oregon State
- 1957 - Oregon/Oregon State
- 1981 - Washington
- 1985 - UCLA
- 1992 - Washington/Stanford
- 1993 - UCLA/Arizona/USC
- 2006 - USC/California
- 2007 - USC/Arizona State
- 2013 - Stanford
- 2018 - Washington
- 2020 - Oregon

Note: No team has ever won the Conference Championship after starting out 0-2 in Conference play.

Eleven Pac-12 teams have gone undefeated and untied en route to Conference championships:

- 1917 - Washington St. (6-0-0)
- 1920 - California (9-0-0)
- 1922 - California (9-0-0)
- 1932 - USC (10-0-0)
- 1940 - Stanford (10-0-0)
- 1954 - UCLA (9-0-0)
- 1962 - USC (11-0-0)
- 1972 - USC (12-0-0)
- 1991 - Washington (12-0-0)
- 1996 - Arizona State (11-0-0)
- 2004 - USC (13-0-0)[^]

[^] 2 overall wins (1 regular-season win) in 2004 and 12 wins in 2005 later vacated due to NCAA penalty.



PAC-10

Table with 11 columns (ARIZ, ASU, CAL, ORE, OSU, STAN, UCLA, USC, WASH, WSU) and 22 rows (1978-2010) showing yearly finishes for each team.

PAC-12

CHAMPIONSHIP COACHES

- List of coaches and their years: John McKay-USC (62, T64, 66, 67, 68, 69, 72, 73, 74), Pete Carroll-USC (T2002, 03^, 04^, 05, T06, T07, 08), Howard Jones-USC (T27, 28, 29, 31, 32, T38, 39), Don James-Washington (77, 80, 81, 90, 91, T92), Terry Donahue-UCLA (82, 83, 85, T87, T93), John Robinson-USC (76, 78, 79, T93, T95), Andy Smith-California (18, 20, 21, 22, 23), Jeff Cravath-USC (43, 44, 45, 47), Tommy Prothro-Oregon State (56, T57, T64); UCLA (65), Leonard "Stub" Allison-California (T35, 37, T38), CHIP KELLY-Oregon (2009, 10, 11), Jim Owens-Washington (T59, 60, 63), Red Sanders-UCLA (53, 54, 55), DAVID SHAW-Stanford (2012, 13, 15), Larry Smith-USC (T87, 88, 89), C.E. Thornhill-Stanford (33, 34, t35), Lynn O. "Pappy" Waldorf-California (T48, 49, 50), Glenn "Pop" Warner-Stanford (24, 26, T27), Bill Barnes-UCLA (T59, 61), Mike Bellotti-Oregon (T2000, 01), Mario Cristobal-Oregon (2019, 20), Dennis Erickson-OSU (T2000); ASU (T07), Chris Petersen-Washington (2016, 18), Mike Price-Washington State (T97, T2002), John Ralston-Stanford (70, 71), Jim Aiken-Oregon (48), Enoch Bagshaw-Washington (25), Rich Brooks-Oregon (94), Prink Callison-Oregon (T33), Len Casanova-Oregon (T57), Don Clark-USC (T59), Wm H. Dietz-Washington State (17), Gil Dobie-Washington (16), Pete Elliott-California (58), Charles Erb-Idaho (T27), Mark Helfrich-Oregon (2014), Clay Helton-USC (2017), Jess Hill-USC (52), O.E. Hollingbery-Washington State (30), Edwin C. Horrell-UCLA (42), Claude Hunt-Washington (T19), Shy Huntington-Oregon (T19), Bert LaBrucherie-UCLA (46), Jim Lambright-Washington (T95), Rick Neuheisel-Washington (T2000), James Phelan-Washington (36), Clark Shaughnessy-Stanford (40), Bruce Snyder-Arizona State (96), Wm H. Spaulding-UCLA (T35), Lon Stiner-Oregon State (41), Charles Taylor-Stanford (51), Jeff Tedford-California (T2006), Bob Toledo-UCLA (98), Ted Tollner-USC (84), Dick Tomey-Arizona (T93), Dick Vermeil-UCLA (T75), Bill Walsh-Stanford (T92), Mike White-California (T75), KYLE WHITTINGHAM-Utah (2021), Tyrone Willingham-Stanford (99)

PAC-12

NORTH

SOUTH

Table with 12 columns (CAL, ORE, OSU, STAN, WASH, WSU, ARIZ, ASU, COLO, UCLA, USC, UTAH) and 13 rows (2011-2021) showing yearly finishes for each team.

^ - Vacated, * - Ineligible for postseason, FCG champion in bold, % missed FCG due to COVID

CONFERENCE CHAMPIONSHIPS BY SCHOOL

- 39--USC (T1927, 28,29, 31, 32, T38, 39, 43, 44, 45, 47, 52, T59, 62, T64, 66, 67, 68, 69, 72, 73, 74, 76, 78, 79, 84, T87, 88, 89, T93, T95, T02, 03, 04^, 05^, T06, T07, 08, 17)
17--UCLA (T1935, 42, 46, 53, 54, 55, T59, 61, 65, T75, 82, 83, 85, T87, T93, T97, 98)
17--Washington (1916, 19, 25, 36, T59, 60, 63, 77, 80, 81, 90, 91, T92, T95, T00, 16, 18)
15--Stanford (1924, 26, T27, T33, 34, T35, 40, 51, 70, 71, T92, 99, 12, 13, 15)
14--California (1918, 20, 21, 22, 23, T35, 37, T38, T48, 49, 50, 58, T75, T06)
13--Oregon (T1919, T33, 48, T57, 94, T00, 01, 09, 10, 11, 14, 19, 20)
5--Oregon State (1941, 56, T57, T64, T00)
4--Washington State (1917, 30, T97, T02)
3--Arizona State (1986, 96, T07)
1--Utah (2021)
1--Arizona (T1993)
1--Idaho (T1927)

• T indicates Tie; ^ Vacated due to NCAA penalty

Bold indicates current Pac-12 Coaches

Over the last 136 years, there have been nearly 30 selectors of national champions using polls, historical research and mathematical rating systems. Beginning in 1936, the Associated Press began the best-known and most widely circulated poll of sportswriters and broadcasters. Before 1936, national champions were determined by historical research and retroactive ratings and polls.

According to the NCAA, following is a listing of Pac-12 institutions declared National Champions by various recognized agencies.

1920
California: Football Research, Helms, Houlgate, National Championship Foundation, Sagarin, Sagarin (ELO-Chess)

1921
California: Billingsley, Boand, Football Research, Sagarin, Sagarin (ELO-Chess)

1922
California: Billingsley, Houlgate, National Championship Foundation, Sagarin

1923
California: Houlgate

1926
Stanford: Dickson, Helms, National Championship Foundation, Sagarin (ELO-Chess)

1928
USC: Dickinson, Sagarin

1929
USC: Houlgate, Sagarin

1931
USC: Billingsley, Boand, Dickinson, Dunkel, Helms, Houlgate, Football Research, National Championship Foundation, Poling, Sagarin, Sagarin (ELO-Chess), Williamson

1932
USC: Billingsley, Boand, Dunkel, Football Research, Helms, Houlgate, National Championship Foundation, Parke Davis, Poling, Sagarin, Williamson

1933
USC: Williamson

1937
California: Dunkel, Helms

1939
USC: Dickinson

1940
Stanford: Billingsley, Helms, Poling

1954
UCLA: Dunkel, Football Research, FW, Helms, Litkenhous, National Championship Foundation, UPI

1960
Washington: Helms

1962
USC: AP, Berryman, DeVold, Dunkel, FB News, Football Research, FW, Helms, National Championship Foundation, NFF, Polling, UPI, Williamson

1967
USC: AP, Berryman, Billingsley, DeVold, FB News, Football Research, FW, Helms, Matthews, National Championship Foundation, NFF, Sagarin, Sagarin (ELO-Chess), UPI

1970
Arizona State: Poling

1972
USC: AP, Berryman, Billingsley, DeVold, Dunkel, FACT, FB News, Football Research, FW, Helms, Litkenhous, Matthews, National Championship Foundation, NFF, Poling, Sagarin, Sagarin (ELO-Chess), UPI

1974
USC: FW, Helms, National Championship Foundation, NFF, UPI

1975
Arizona State: National Championship Foundation, Sporting News

1976
USC: Berryman, Billingsley, DeVold, Dunkel, Football Research, Matthews

1978
USC: Berryman, Billingsley, FACT, FB News, Helms, National Championship Foundation, Sagarin (ELO-Chess), Sporting News, UPI

1979
USC: Football Research

1984
Washington: Berryman, FB News, National Championship Foundation

1990
Colorado: AP, Berryman, Billingsley, DeVold, FACT, FB News, Football Research, FW, Matthews, National Championship Foundation, NFF, Sporting News, USA/CNN

1991
Washington: Berryman, Billingsley, DeVold, Dunkel, FACT, FB News, FW, Matthews, National Championship Foundation, Sagarin, UPI/MNFF, USA/CNN

2002
USC: Dunkel, Matthews, Sagarin

2003
USC: AP, Eck, FW, Matthews, NY Times, Sporting News

2004
USC^: AP, Berryman, Billingsley, Colley, DeVold, Dunkel, Eck, FACT, FW, Massey, Matthews, NY Times, NFF, Sagarin, Sagarin (ELO-Chess), Seattle Times, Sporting News, USA/ESPN, Wolfe

2007
USC: Dunkel

2008
Utah: Anderson/Hester

^ BCS later vacated USC's 2004 BCS Championship

NATIONAL CHAMPIONS

(CONSENSUS)

Major Selectors since 1936
(AP, UPI, USA Today/CNN, USA Today/ESPN, FWAA)

1954
UCLA (9-0-0) - UPI, FWAA

1962
USC (11-0-0) - AP, UPI, FWAA

1967
USC (10-1-0) - AP, UPI, FWAA

1972
USC (12-0-0) - AP, UPI, FWAA

1974
USC (10-1-1) - UPI, FWAA

1978
USC (12-1-0) - UPI, FWAA

1990
COLORADO (11-1-1) - AP

1991
WASHINGTON (12-0-0) - UPI, USA Today/CNN, FWAA

2003
USC (12-1-0) - AP, FWAA

2004
USC (13-0-0) - AP, USA Today/ESPN, FWAA^
^ Later vacated due to NCAA penalty

Note: The Associated Press has been the designated media poll since 1936. United Press International served as the coaches' poll from 1950 to 1991 when it was taken over by USA Today/Cable News Network and in 1997 became USA Today/ESPN. In 1991-92, the No. 1 team in the final UPI/NFF ratings received the MacArthur Bowl as the national champion by the NFF. In 1993-94 and again in 1996, the No. 1 team in the USA Today/NFF final poll received the MacArthur Bowl. BCS includes all national champion major selectors not mentioned above.



MOST NO. 1 RANKINGS

| | | |
|-----------|---------------|----------|
| 1. | Alabama | 12 |
| 2. | Notre Dame | 8 |
| 3. | Oklahoma | 7 |
| 4. | USC | 5 |
| | Miami (Fla.) | 5 |
| | Ohio State | 5 |
| 7. | Minnesota | 4 |
| | Nebraska | 4 |
| 9. | Clemson | 3 |
| | Florida | 3 |
| | Florida State | 3 |
| | LSU | 3 |
| | Texas | 3 |

1936

| | |
|----------|-------------------|
| 1 | Minnesota |
| 2 | Louisiana State |
| 3 | Pittsburgh |
| 4 | Alabama |
| 5 | WASHINGTON |
| 6 | Santa Clara |
| 7 | Northwestern |
| 8 | Notre Dame |
| 9 | Nebraska |
| 10 | Pennsylvania |
| 11 | Duke |
| 12 | Yale |
| 13 | Dartmouth |
| 14 | Duquesne |
| 15 | Fordham |
| 16 | Texas Christian |
| 17 | Tennessee |
| 18 | Arkansas |
| 18 | Navy |
| 20 | Marquette |

1937

| | |
|----------|-------------------|
| 1 | Pittsburgh |
| 2 | CALIFORNIA |
| 3 | Fordham |
| 4 | Alabama |
| 5 | Minnesota |
| 6 | Villanova |
| 7 | Dartmouth |
| 8 | Louisiana State |
| 9 | Notre Dame |
| 9 | Santa Clara |
| 11 | Nebraska |
| 12 | Yale |
| 13 | Ohio State |
| 14 | Holy Cross |
| 14 | Arkansas |
| 16 | Texas Christian |
| 17 | COLORADO |
| 18 | Rice |
| 19 | North Carolina |
| 20 | Duke |

1938

| | |
|-----------|-------------------|
| 1 | Texas Christian |
| 2 | Tennessee |
| 3 | Duke |
| 4 | Oklahoma |
| 5 | Notre Dame |
| 6 | Carnegie Tech |
| 7 | USC |
| 8 | Pittsburgh |
| 9 | Holy Cross |
| 10 | Minnesota |
| 11 | Texas Tech |
| 12 | Cornell |
| 13 | Alabama |
| 14 | CALIFORNIA |
| 15 | Fordham |
| 16 | Michigan |
| 17 | Northwestern |
| 18 | Villanova |
| 19 | Tulane |
| 20 | Dartmouth |

1939

| | |
|----------|----------------|
| 1 | Texas A&M |
| 2 | Tennessee |
| 3 | USC |
| 4 | Cornell |
| 5 | Tulane |
| 6 | Missouri |
| 7 | UCLA |
| 8 | Duke |
| 9 | Iowa |
| 10 | Duquesne |
| 11 | Boston College |
| 12 | Clemson |
| 13 | Notre Dame |
| 14 | Santa Clara |
| 15 | Ohio State |
| 16 | Georgia Tech |
| 17 | Fordham |
| 18 | Nebraska |
| 19 | Oklahoma |
| 20 | Michigan |

1940

| | |
|-----------|-------------------|
| 1 | Minnesota |
| 2 | STANFORD |
| 3 | Michigan |
| 4 | Tennessee |
| 5 | Boston College |
| 6 | Texas A&M |
| 7 | Nebraska |
| 8 | Northwestern |
| 9 | Mississippi State |
| 10 | WASHINGTON |
| 11 | Santa Clara |
| 12 | Fordham |
| 13 | Georgetown |
| 14 | Pennsylvania |
| 15 | Cornell |
| 16 | SMU |
| 17 | Hardin-Simmons |
| 18 | Duke |
| 19 | Lafayette |

1941

| | |
|-----------|---------------------|
| 1 | Minnesota |
| 2 | Duke |
| 3 | Notre Dame |
| 4 | Texas |
| 5 | Michigan |
| 6 | Fordham |
| 7 | Missouri |
| 8 | Duquesne |
| 9 | Texas A&M |
| 10 | Navy |
| 11 | Northwestern |
| 12 | OREGON STATE |
| 13 | Ohio State |
| 14 | Georgia |
| 15 | Pennsylvania |
| 16 | Mississippi State |
| 17 | Mississippi |
| 18 | Tennessee |
| 19 | WASH. STATE |
| 20 | Alabama |

1942

| | |
|-----------|--------------------|
| 1 | Ohio State |
| 2 | Georgia |
| 3 | Wisconsin |
| 4 | Tulsa |
| 5 | Georgia Tech |
| 6 | Notre Dame |
| 7 | Tennessee |
| 8 | Boston College |
| 9 | Michigan |
| 10 | Alabama |
| 11 | Texas |
| 12 | STANFORD |
| 13 | UCLA |
| 14 | William & Mary |
| 15 | Santa Clara |
| 16 | Auburn |
| 17 | WASH. STATE |
| 18 | Mississippi State |
| 19 | Minnesota |
| 19 | Holy Cross |
| 19 | Penn State |

1943

| | |
|-----------|-------------------|
| 1 | Notre Dame |
| 2 | Iowa Pre-Flight |
| 3 | Michigan |
| 4 | Navy |
| 5 | Purdue |
| 6 | Great Lakes |
| 7 | Duke |
| 8 | Del Monte PF |
| 9 | Northwestern |
| 10 | March Field |
| 11 | Army |
| 12 | WASHINGTON |
| 13 | Georgia Tech |
| 14 | Texas |
| 15 | Tulsa |
| 16 | Dartmouth |
| 17 | Bainbridge |
| 18 | Colorado Coll. |
| 19 | Pacific |
| 20 | Pennsylvania |

1944

| | |
|----------|-----------------|
| 1 | Army |
| 2 | Ohio State |
| 3 | Randolph Field |
| 4 | Navy |
| 5 | Bainbridge |
| 6 | Iowa Pre-Flight |
| 7 | USC |
| 8 | Michigan |
| 9 | Notre Dame |
| 10 | March Field |
| 11 | Duke |
| 12 | Tennessee |
| 13 | Georgia Tech |
| 13 | Norman PF |
| 15 | Illinois |
| 16 | El Toro Marines |
| 17 | Great Lakes |
| 18 | Fort Pierce |
| 19 | St. Mary's PF |
| 20 | 2nd Air Force |

1945

| | |
|-----------|-----------------|
| 1 | Army |
| 2 | Alabama |
| 3 | Navy |
| 4 | Indiana |
| 5 | Oklahoma A&M |
| 6 | Michigan |
| 7 | St. Mary's |
| 8 | Pennsylvania |
| 9 | Notre Dame |
| 10 | Texas |
| 11 | USC |
| 12 | Ohio State |
| 13 | Duke |
| 14 | Tennessee |
| 15 | Louisiana State |
| 16 | Holy Cross |
| 17 | Tulsa |
| 18 | Georgia |
| 19 | Wake Forest |
| 20 | Columbia |

1946

| | |
|----------|-----------------|
| 1 | Notre Dame |
| 2 | Army |
| 3 | Georgia |
| 4 | UCLA |
| 5 | Illinois |
| 6 | Michigan |
| 7 | Tennessee |
| 8 | Louisiana State |
| 9 | North Carolina |
| 10 | Rice |
| 11 | Georgia Tech |
| 12 | Yale |
| 13 | Pennsylvania |
| 14 | Oklahoma |
| 15 | Texas |
| 16 | Arkansas |
| 17 | Tulsa |
| 18 | N.C. State |
| 19 | Delaware |
| 20 | Indiana |

1947

| | |
|-----------|-------------------|
| 1 | Notre Dame |
| 2 | Michigan |
| 3 | SMU |
| 4 | Penn State |
| 5 | Texas |
| 6 | Alabama |
| 7 | Pennsylvania |
| 8 | USC |
| 9 | North Carolina |
| 10 | Georgia Tech |
| 11 | Army |
| 12 | Kansas |
| 13 | Mississippi |
| 14 | William & Mary |
| 15 | CALIFORNIA |
| 16 | Oklahoma |
| 17 | N.C. State |
| 18 | Rice |
| 19 | Duke |
| 20 | Columbia |

1948

| | |
|----------|-------------------|
| 1 | Michigan |
| 2 | Notre Dame |
| 3 | North Carolina |
| 4 | CALIFORNIA |
| 5 | Oklahoma |
| 6 | Army |
| 7 | Northwestern |
| 8 | Georgia |
| 9 | OREGON |
| 10 | SMU |
| 11 | Clemson |
| 12 | Vanderbilt |
| 13 | Tulane |
| 14 | Michigan State |
| 15 | Mississippi |
| 16 | Minnesota |
| 17 | William & Mary |
| 18 | Penn State |
| 19 | Cornell |
| 20 | Wake Forest |

1949

| | |
|----------|-------------------|
| 1 | Notre Dame |
| 2 | Oklahoma |
| 3 | CALIFORNIA |
| 4 | Army |
| 5 | Rice |
| 6 | Ohio State |
| 7 | Michigan |
| 8 | Minnesota |
| 9 | Louisiana State |
| 10 | Pacific |
| 11 | Kentucky |
| 12 | Cornell |
| 13 | Villanova |
| 14 | Maryland |
| 15 | Santa Clara |
| 16 | North Carolina |
| 17 | Tennessee |
| 18 | Princeton |
| 19 | Michigan State |
| 20 | Missouri |
| 20 | Baylor |

1950

| | |
|-----------|-------------------|
| 1 | Oklahoma |
| 2 | Army |
| 3 | Texas |
| 4 | Tennessee |
| 5 | CALIFORNIA |
| 6 | Princeton |
| 7 | Kentucky |
| 8 | Michigan State |
| 9 | Michigan |
| 10 | Clemson |
| 11 | WASHINGTON |
| 12 | Wyoming |
| 13 | Illinois |
| 14 | Ohio State |
| 15 | Miami (Fla.) |
| 16 | Alabama |
| 17 | Nebraska |
| 18 | Wash. & Lee |
| 19 | Tulsa |
| 20 | Tulane |

1951

| | |
|-----------|-------------------|
| 1 | Tennessee |
| 2 | Michigan State |
| 3 | Maryland |
| 4 | Illinois |
| 5 | Georgia Tech |
| 6 | Princeton |
| 7 | STANFORD |
| 8 | Wisconsin |
| 9 | Baylor |
| 10 | Oklahoma |
| 11 | TCU |
| 12 | CALIFORNIA |
| 13 | Virginia |
| 14 | San Francisco |
| 15 | Kentucky |
| 16 | Boston U. |
| 17 | UCLA |
| 18 | WASHINGTON |
| 19 | Holy Cross |
| 20 | Clemson |

| | | | | | | | | | | | |
|-------------|-----------------|-------------|---------------------|-------------|-------------------|-------------|-----------------|-------------|-----------------|-------------|--------------------|
| 1952 | | 1955 | | 1958 | | 1961 | | 1966 | | 1970 | |
| 1 | Michigan State | 1 | Oklahoma | 1 | Louisiana State | 1 | Alabama | 1 | Notre Dame | 1 | Nebraska |
| 2 | Georgia Tech | 2 | Michigan State | 2 | Iowa | 2 | Ohio State | 2 | Michigan State | 2 | Notre Dame |
| 3 | Notre Dame | 3 | Maryland | 3 | Army | 3 | Texas | 3 | Alabama | 3 | Texas |
| 4 | Oklahoma | 4 | UCLA | 4 | Auburn | 4 | Louisiana State | 4 | Georgia | 4 | Tennessee |
| 5 | USC | 5 | Ohio State | 5 | Oklahoma | 5 | Mississippi | 5 | UCLA | 5 | Ohio State |
| 6 | UCLA | 6 | Texas Christian | 6 | Air Force | 6 | Minnesota | 6 | Nebraska | 6 | ARIZONA STATE |
| 7 | Mississippi | 7 | Georgia Tech | 7 | Wisconsin | 7 | COLORADO | 7 | Purdue | 7 | Louisiana State |
| 8 | Tennessee | 8 | Auburn | 8 | Ohio State | 8 | Michigan State | 8 | Georgia Tech | 8 | STANFORD |
| 9 | Alabama | 9 | Notre Dame | 9 | Syracuse | 9 | Arkansas | 9 | Miami (Fla.) | 9 | Michigan |
| 10 | Texas | 10 | Mississippi | 10 | Texas Christian | 10 | Utah State | 10 | SMU | 10 | Auburn |
| 11 | Wisconsin | 11 | Pittsburgh | 11 | Mississippi | 11 | Missouri | | | 11 | Arkansas |
| 12 | Tulsa | 12 | Michigan | 12 | Clemson | 12 | Purdue | | 1967 | 12 | Toledo |
| 13 | Maryland | 13 | USC | 13 | Purdue | 13 | Georgia Tech | 1 | USC | 13 | Georgia Tech |
| 14 | Syracuse | 14 | Miami (Fla.) | 14 | Florida | 14 | Syracuse | 2 | Tennessee | 14 | Dartmouth |
| 15 | Florida | 15 | Miami (Ohio) | 15 | South Carolina | 15 | Rutgers | 3 | Oklahoma | 15 | USC |
| 16 | Duke | 16 | STANFORD | 16 | CALIFORNIA | 16 | UCLA | 4 | Indiana | 16 | Air Force |
| 17 | Ohio State | 17 | Texas A&M | 17 | Notre Dame | 17 | ARIZONA | 5 | Notre Dame | 17 | Tulane |
| 18 | Purdue | 18 | Navy | 18 | SMU | 17 | RICE | 6 | Wyoming | 18 | Penn State |
| 19 | Princeton | 19 | West Virginia | 19 | Oklahoma State | 17 | Penn State | 7 | OREGON STATE | 19 | Houston |
| 20 | Kentucky | 20 | Army | 20 | Rutgers | 20 | Duke | 8 | Alabama | 20 | Oklahoma |
| | | | | | | | | 9 | Purdue | 20 | Mississippi |
| | | | | | | | | 10 | Penn State | | |
| 1953 | | 1956 | | 1959 | | 1962 | | 1968 | | 1971 | |
| 1 | Maryland | 1 | Oklahoma | 1 | Syracuse | 1 | USC | | | 1 | Nebraska |
| 2 | Notre Dame | 2 | Tennessee | 2 | Mississippi | 2 | Wisconsin | | 1968 | 2 | Oklahoma |
| 3 | Michigan State | 3 | Iowa | 3 | Louisiana State | 3 | Mississippi | 1 | Ohio State | 3 | COLORADO |
| 4 | Oklahoma | 4 | Georgia Tech | 4 | Texas | 4 | Texas | 2 | Penn State | 4 | Alabama |
| 5 | UCLA | 5 | Texas A&M | 5 | Georgia | 5 | Alabama | 3 | Texas | 5 | Penn State |
| 6 | Rice | 6 | Miami (Fla.) | 6 | Wisconsin | 6 | Arkansas | 4 | USC | 6 | Michigan |
| 7 | Illinois | 7 | Michigan | 7 | Texas Christian | 7 | Louisiana State | 5 | Notre Dame | 7 | Georgia |
| 8 | Georgia Tech | 8 | Syracuse | 8 | WASHINGTON | 8 | Oklahoma | 6 | Arkansas | 8 | ARIZONA STATE |
| 9 | West Virginia | 9 | Michigan State | 9 | Arkansas | 9 | Penn State | 7 | Kansas | 9 | Tennessee |
| 10 | Texas | 10 | OREGON STATE | 10 | Alabama | 10 | Minnesota | 8 | Georgia | 10 | STANFORD |
| 11 | Texas Tech | 11 | Baylor | 11 | Clemson | | | 9 | Missouri | 11 | Louisiana State |
| 12 | Alabama | 12 | Minnesota | 12 | Penn State | | 1963 | 10 | Purdue | 12 | Auburn |
| 13 | Army | 13 | Pittsburgh | 13 | Illinois | 1 | Texas | 11 | Oklahoma | 13 | Notre Dame |
| 14 | Wisconsin | 14 | Texas Christian | 14 | USC | 2 | Navy | 12 | Michigan | 14 | Toledo |
| 15 | Kentucky | 15 | Ohio State | 15 | Oklahoma | 3 | Illinois | 13 | Tennessee | 15 | Mississippi |
| 16 | Auburn | 16 | Navy | 16 | Wyoming | 4 | Pittsburgh | 14 | SMU | 16 | Arkansas |
| 17 | Duke | 17 | George Washington | 17 | Notre Dame | 5 | Auburn | 15 | OREGON STATE | 17 | Houston |
| 18 | STANFORD | 18 | USC | 18 | Missouri | 6 | Nebraska | 16 | Auburn | 18 | Texas |
| 19 | Michigan | 19 | Clemson | 19 | Florida | 7 | Mississippi | 17 | Alabama | 19 | WASHINGTON |
| 20 | | 20 | COLORADO | 20 | Pittsburgh | 8 | Alabama | 18 | Houston | 20 | USC |
| | | | | | | 9 | Oklahoma | 19 | Louisiana State | | |
| | | | | | | 10 | Michigan State | 20 | Ohio | | |
| | | | | | | | | | | | |
| 1954 | | 1957 | | 1960 | | 1964 | | 1969 | | 1972 | |
| 1 | Ohio State | 1 | Auburn | 1 | Minnesota | 1 | Alabama | 1 | Texas | 1 | USC |
| 2 | UCLA | 2 | Ohio State | 2 | Mississippi | 2 | Arkansas | 2 | Penn State | 2 | Oklahoma |
| 3 | Oklahoma | 3 | Michigan State | 3 | Iowa | 3 | Notre Dame | 3 | USC | 3 | Texas |
| 4 | Notre Dame | 4 | Oklahoma | 4 | Navy | 4 | Michigan | 4 | Ohio State | 4 | Nebraska |
| 5 | Navy | 5 | Navy | 5 | Missouri | 5 | Texas | 5 | Notre Dame | 5 | Auburn |
| 6 | Mississippi | 6 | Mississippi | 6 | WASHINGTON | 6 | Nebraska | 6 | Missouri | 6 | Michigan |
| 7 | Army | 7 | Iowa | 7 | Arkansas | 7 | Louisiana State | 7 | Arkansas | 7 | Alabama |
| 8 | Maryland | 8 | Rice | 8 | Ohio State | 8 | OREGON STATE | 8 | Mississippi | 8 | Tennessee |
| 9 | Wisconsin | 9 | Texas A&M | 9 | Alabama | 9 | Ohio State | 9 | Michigan | 9 | Ohio State |
| 10 | Arkansas | 10 | Notre Dame | 10 | Duke | 10 | USC | 10 | Louisiana State | 10 | Penn State |
| 11 | Miami (Fla.) | 11 | Texas | 11 | Kansas | | | 11 | Nebraska | 11 | Louisiana State |
| 12 | West Virginia | 12 | ARIZONA STATE | 12 | Baylor | | 1965 | 12 | Houston | 12 | North Carolina |
| 13 | Auburn | 13 | Tennessee | 13 | Auburn | 1 | Alabama | 13 | UCLA | 13 | ARIZONA STATE |
| 14 | Duke | 14 | Mississippi State | 14 | Yale | 2 | Michigan State | 14 | Florida | 14 | Notre Dame |
| 15 | Michigan | 15 | N.C. State | 15 | Michigan State | 3 | Penn State | 15 | Tennessee | 15 | UCLA |
| 16 | Virginia Tech | 16 | Duke | 16 | New Mexico State | 4 | UCLA | 16 | COLORADO | 16 | COLORADO |
| 17 | USC | 17 | Florida | 17 | Florida | 5 | Nebraska | 17 | West Virginia | 17 | N.C. State |
| 18 | Baylor | 18 | Army | 18 | Syracuse | 6 | Missouri | 18 | Purdue | 18 | Louisville |
| 19 | Rice | 19 | Wisconsin | 19 | Purdue | 7 | Tennessee | 19 | STANFORD | 19 | WASH. STATE |
| 20 | Penn State | 20 | Va. Military | | | 8 | Louisiana State | 20 | Auburn | 20 | Georgia Tech |
| | | | | | | 9 | Notre Dame | | | | |
| | | | | | | 10 | USC | | | | |



1973

- 1 Notre Dame
- 2 Ohio State
- 3 Oklahoma
- 4 Alabama
- 5 Penn State
- 6 Michigan
- 7 Nebraska
- 8 **USC**
- 9 ARIZONA STATE
- 9 Houston
- 11 Texas Tech
- 12 **UCLA**
- 13 Louisiana State
- 14 Texas
- 15 Miami (Ohio)
- 16 N.C. State
- 17 Missouri
- 18 Kansas
- 19 Tennessee
- 20 Maryland
- 20 Tulane

1976

- 1 Pittsburgh
- 2 **USC**
- 3 Michigan
- 4 Houston
- 5 Oklahoma
- 6 Ohio State
- 7 Texas A&M
- 8 Maryland
- 9 Nebraska
- 10 Georgia
- 11 Alabama
- 12 Notre Dame
- 13 Texas Tech
- 14 Oklahoma State
- 15 **UCLA**
- 16 COLORADO
- 17 Rutgers
- 18 Kentucky
- 19 Iowa State
- 20 Mississippi

1979

- 1 Alabama
- 2 **USC**
- 3 Oklahoma
- 4 Ohio State
- 5 Houston
- 6 Florida State
- 7 Pittsburgh
- 8 Arkansas
- 9 Nebraska
- 10 Purdue
- 11 **WASHINGTON**
- 12 Texas
- 13 Brigham Young
- 14 Baylor
- 15 North Carolina
- 16 Auburn
- 17 Temple
- 18 Michigan
- 19 Indiana
- 20 Penn State

1982

- 1 Penn State
- 2 SMU
- 3 Nebraska
- 4 Georgia
- 5 **UCLA**
- 6 ARIZONA STATE
- 7 **WASHINGTON**
- 8 Clemson
- 9 Arkansas
- 10 Pittsburgh
- 11 Louisiana State
- 12 Ohio State
- 13 Florida State
- 14 Auburn
- 15 **USC**
- 16 Oklahoma
- 17 Texas
- 18 North Carolina
- 19 West Virginia
- 20 Maryland

1985

- 1 Oklahoma
- 2 Michigan
- 3 Penn State
- 4 Tennessee
- 5 Florida
- 6 Texas A&M
- 7 **UCLA**
- 8 Air Force
- 9 Miami (Fla.)
- 10 Iowa
- 11 Nebraska
- 12 Arkansas
- 13 Alabama
- 14 Ohio State
- 15 Florida State
- 16 Brigham Young
- 17 Baylor
- 18 Maryland
- 19 Georgia Tech
- 20 Louisiana State

1988

- 1 Notre Dame
- 2 Miami (Fla.)
- 3 Florida State
- 4 Michigan
- 5 West Virginia
- 6 **UCLA**
- 7 **USC**
- 8 Auburn
- 9 Clemson
- 10 Nebraska
- 11 Oklahoma State
- 12 Arkansas
- 13 Syracuse
- 14 Oklahoma
- 15 Georgia
- 16 **WASH. STATE**
- 17 Alabama
- 18 Houston
- 19 Louisiana State
- 20 Indiana

1974

- 1 Oklahoma
- 2 **USC**
- 3 Michigan
- 4 Ohio State
- 5 Alabama
- 6 Notre Dame
- 7 Penn State
- 8 Auburn
- 9 Nebraska
- 10 Miami (Ohio)
- 11 N.C. State
- 12 Michigan State
- 13 Maryland
- 14 Baylor
- 15 Florida
- 16 Texas A&M
- 17 Mississippi State
- 18 Texas
- 19 Houston
- 20 Tennessee

1977

- 1 Notre Dame
- 2 Alabama
- 3 Arkansas
- 4 Texas
- 5 Penn State
- 6 Kentucky
- 7 Oklahoma
- 8 Pittsburgh
- 9 Michigan
- 10 **WASHINGTON**
- 11 Ohio State
- 12 Nebraska
- 13 **USC**
- 14 Florida State
- 15 **STANFORD**
- 16 San Diego State
- 17 North Carolina
- 18 ARIZONA STATE
- 19 Clemson
- 20 Brigham Young

1980

- 1 Georgia
- 2 Pittsburgh
- 3 Oklahoma
- 4 Michigan
- 5 Florida State
- 6 Alabama
- 7 Nebraska
- 8 Penn State
- 9 Notre Dame
- 10 North Carolina
- 11 **USC**
- 12 Brigham Young
- 13 **UCLA**
- 14 Baylor
- 15 Ohio State
- 16 **WASHINGTON**
- 17 Purdue
- 18 Miami (Fla.)
- 19 Mississippi State
- 20 SMU

1983

- 1 Miami (Fla.)
- 2 Nebraska
- 3 Auburn
- 4 Georgia
- 5 Texas
- 6 Florida
- 7 Brigham Young
- 8 Michigan
- 9 Ohio State
- 10 Illinois
- 11 Clemson
- 12 SMU
- 13 Air Force
- 14 Iowa
- 15 Alabama
- 16 West Virginia
- 17 **UCLA**
- 18 Pittsburgh
- 19 Boston College
- 20 East Carolina

1986

- 1 Penn State
- 2 Miami (Fla.)
- 3 Oklahoma
- 4 ARIZONA STATE
- 5 Nebraska
- 6 Auburn
- 7 Ohio State
- 8 Michigan
- 9 Alabama
- 10 Louisiana State
- 11 ARIZONA
- 12 Baylor
- 13 Texas A&M
- 14 **UCLA**
- 15 Arkansas
- 16 Iowa
- 17 Clemson
- 18 WASHINGTON
- 19 Boston College
- 20 Virginia Tech

1989

- 1 Miami (Fla.)
- 2 Notre Dame
- 3 Florida State
- 4 COLORADO
- 5 Tennessee
- 6 Auburn
- 7 Michigan
- 8 **USC**
- 9 Alabama
- 10 Illinois
- 11 Nebraska
- 12 Clemson
- 13 Arkansas
- 14 Houston
- 15 Penn State
- 16 Michigan State
- 17 Pittsburgh
- 18 Virginia
- 19 Texas Tech
- 20 Texas A&M

1975

- 1 Oklahoma
- 2 ARIZONA STATE
- 3 Alabama
- 4 Ohio State
- 5 **UCLA**
- 6 Texas
- 7 Arkansas
- 8 Michigan
- 9 Nebraska
- 10 Penn State
- 11 Texas A&M
- 12 Miami (Ohio)
- 13 Maryland
- 14 CALIFORNIA
- 15 Pittsburgh
- 16 COLORADO
- 17 **USC**
- 18 ARIZONA
- 19 Georgia
- 20 West Virginia

1978

- 1 Alabama
- 2 **USC**
- 3 Oklahoma
- 4 Penn State
- 5 Michigan
- 6 Clemson
- 7 Notre Dame
- 8 Nebraska
- 9 Texas
- 10 Houston
- 11 Arkansas
- 12 Michigan State
- 13 Purdue
- 14 **UCLA**
- 15 Missouri
- 16 Georgia
- 17 **STANFORD**
- 18 N.C. State
- 19 Texas A&M
- 20 Maryland

1981

- 1 Clemson
- 2 Texas
- 3 Penn State
- 4 Pittsburgh
- 5 SMU
- 6 Georgia
- 7 Alabama
- 8 Miami (Fla.)
- 9 North Carolina
- 10 **WASHINGTON**
- 11 Nebraska
- 12 Michigan
- 13 Brigham Young
- 14 **USC**
- 15 Ohio State
- 16 ARIZONA STATE
- 17 West Virginia
- 18 Iowa
- 19 Missouri
- 20 Oklahoma

1984

- 1 Brigham Young
- 2 **WASHINGTON**
- 3 Florida
- 4 Nebraska
- 5 Boston College
- 6 Oklahoma
- 7 Oklahoma State
- 8 SMU
- 9 **UCLA**
- 10 **USC**
- 11 South Carolina
- 12 Maryland
- 13 Ohio State
- 14 Auburn
- 15 Louisiana State
- 16 Iowa
- 17 Florida State
- 18 Miami (Fla.)
- 19 Kentucky
- 20 Virginia

1987

- 1 Miami (Fla.)
- 2 Florida State
- 3 Oklahoma
- 4 Syracuse
- 5 Louisiana State
- 6 Nebraska
- 7 Auburn
- 8 Michigan State
- 9 **UCLA**
- 10 Texas A&M
- 11 Oklahoma State
- 12 Clemson
- 13 Georgia
- 14 Tennessee
- 15 South Carolina
- 16 Iowa
- 17 Notre Dame
- 18 **USC**
- 19 Michigan
- 20 ARIZONA STATE

1990

- 1 COLORADO
- 2 Georgia Tech
- 3 Miami (Fla.)
- 4 Florida State
- 5 **WASHINGTON**
- 6 Notre Dame
- 7 Michigan
- 8 Tennessee
- 9 Clemson
- 10 Houston
- 11 Penn State
- 12 Texas
- 13 Florida
- 14 Louisville
- 15 Texas A&M
- 16 Michigan State
- 17 Oklahoma
- 18 Iowa
- 19 Auburn
- 20 **USC**
- 21 Mississippi
- 22 Brigham Young
- 23 Virginia
- 24 Nebraska
- 25 Illinois

FINAL AP POLL (WRITERS)

| 1991 | 1994 | 1997 | 2000 | 2003 | 2006 |
|-----------------------|------------------------|-------------------------|-----------------------|-------------------------|-------------------------|
| 1 Miami (Fl.) | 1 Nebraska | 1 Michigan | 1 Oklahoma | 1 USC | 1 Florida |
| 2 WASHINGTON | 2 Penn State | 2 Nebraska | 2 Miami | 2 Louisiana State | 2 Ohio State |
| 3 Penn State | 3 COLORADO | 3 Florida State | 3 WASHINGTON | 3 Oklahoma | 3 Louisiana State |
| 4 Florida State | 4 Florida State | 4 Florida | 4 OREGON STATE | 4 Ohio State | 4 USC |
| 5 Alabama | 5 Alabama | 5 UCLA | 5 Florida State | 5 Miami (Fl.) | 5 Boise State |
| 6 Michigan | 6 Miami | 6 North Carolina | 6 Virginia Tech | 6 Michigan | 6 Louisville |
| 7 Florida | 7 Florida | 7 Tennessee | 7 OREGON | 7 Georgia | 7 Wisconsin |
| 8 CALIFORNIA | 8 Texas A&M | 8 Kansas State | 8 Nebraska | 8 Iowa | 8 Michigan |
| 9 East Carolina | 9 Auburn | 9 WASH. STATE | 9 Kansas State | 9 WASH. STATE | 9 Auburn |
| 10 Iowa | 10 UTAH | 10 Georgia | 10 Florida | 10 Miami (Ohio) | 10 West Virginia |
| 11 Syracuse | 11 OREGON | 11 Auburn | 11 Michigan | 11 Florida State | 11 Oklahoma |
| 12 Texas A&M | 12 Michigan | 12 Ohio State | 12 Texas | 12 Texas | 12 Rutgers |
| 13 Notre Dame | 13 USC | 13 Louisiana State | 13 Purdue | 13 Mississippi | 12 Texas |
| 14 Tennessee | 14 Ohio State | 14 ARIZONA STATE | 14 Colorado State | 14 Kansas State | 14 CALIFORNIA |
| 15 Nebraska | 15 Virginia | 15 Purdue | 15 Notre Dame | 15 Tennessee | 15 Arkansas |
| 16 Oklahoma | 16 Colorado State | 16 Penn State | 16 Clemson | 16 Boise State | 16 Brigham Young |
| 17 Georgia | 17 N.C. State | 17 Colorado State | 17 Georgia Tech | 17 Maryland | 17 Notre Dame |
| 18 Clemson | 18 Brigham Young | 18 WASHINGTON | 18 Auburn | 18 Purdue | 18 Wake Forest |
| 19 UCLA | 19 Kansas State | 19 So. Mississippi | 19 South Carolina | 19 Nebraska | 19 Virginia Tech |
| 20 COLORADO | 20 ARIZONA | 20 Texas A&M | 20 Georgia | 20 Minnesota | 20 Boston College |
| 21 Tulsa | 21 WASH. STATE | 21 Syracuse | 21 Texas Christian | 21 Utah | 21 OREGON STATE |
| 22 STANFORD | 22 Tennessee | 22 Mississippi | 22 Louisiana State | 22 Clemson | 22 TCU |
| 23 Brigham Young | 23 Boston College | 23 Missouri | 23 Wisconsin | 23 Bowling Green | 23 Georgia |
| 24 N.C. State | 24 Mississippi State | 24 Oklahoma State | 24 Mississippi State | 24 Florida | 24 Penn State |
| 25 Air Force | 25 Texas | 25 Georgia Tech | 25 Iowa State | 25 TCU | 25 Tennessee |
| 1992 | 1995 | 1998 | 2001 | 2004 | 2007 |
| 1 Alabama | 1 Nebraska | 1 Tennessee | 1 Miami | 1 USC | 1 Louisiana State |
| 2 Florida State | 2 Florida | 2 Ohio State | 2 OREGON | 2 Auburn | 2 Georgia |
| 3 Miami (Fl.) | 3 Tennessee | 3 Florida State | 3 Florida | 3 Oklahoma | 3 USC |
| 4 Notre Dame | 4 Florida State | 4 ARIZONA | 4 Tennessee | 4 UTAH | 4 Missouri |
| 5 Michigan | 5 COLORADO | 5 Florida | 5 Texas | 5 Texas | 5 Ohio State |
| 6 Syracuse | 6 Ohio State | 6 Wisconsin | 6 Oklahoma | 6 Louisville | 6 West Virginia |
| 7 Texas A&M | 7 Kansas State | 7 Tulane | 7 Louisiana State | 7 Georgia | 7 Kansas |
| 8 Georgia | 8 Northwestern | 8 UCLA | 8 Nebraska | 8 Iowa | 8 Oklahoma |
| 9 STANFORD | 9 Kansas | 9 Georgia Tech | 9 COLORADO | 9 CALIFORNIA | 9 Virginia Tech |
| 10 Florida | 10 Virginia Tech | 10 Kansas State | 10 WASH. STATE | 10 Virginia Tech | 10 Texas |
| 11 WASHINGTON | 11 Notre Dame | 11 Texas A&M | 11 Maryland | 11 Miami | 10 Boston College |
| 12 Tennessee | 12 USC | 12 Michigan | 12 Illinois | 12 Boise State | 12 Tennessee |
| 13 COLORADO | 13 Penn State | 13 Air Force | 13 South Carolina | 13 Tennessee | 13 Florida |
| 14 Nebraska | 14 Texas | 14 Georgia | 14 Syracuse | 14 Michigan | 14 Brigham Young |
| 15 WASH. STATE | 15 Texas A&M | 15 Texas | 15 Florida State | 15 Florida State | 15 Auburn |
| 16 Mississippi | 16 Virginia | 16 Arkansas | 16 STANFORD | 16 Louisiana State | 16 ARIZONA STATE |
| 17 N.C. State | 17 Michigan | 17 Penn State | 17 Louisville | 17 Wisconsin | 17 Cincinnati |
| 18 Ohio State | 18 OREGON | 18 Virginia | 18 Virginia Tech | 18 Texas Tech | 18 Michigan |
| 19 North Carolina | 19 Syracuse | 19 Nebraska | 19 WASHINGTON | 19 ARIZONA STATE | 19 Hawaii |
| 20 Hawaii | 20 Miami | 20 Miami | 20 Michigan | 20 Ohio State | 20 Illinois |
| 21 Boston College | 21 Alabama | 21 Missouri | 21 Boston College | 21 Boston College | 21 Clemson |
| 22 Kansas | 22 Auburn | 22 Notre Dame | 22 Georgia | 22 Fresno State | 22 Texas Tech |
| 23 Mississippi State | 23 Texas Tech | 23 Virginia Tech | 23 Toledo | 23 Virginia | 23 OREGON |
| 24 Fresno State | 24 Toledo | 24 Purdue | 24 Georgia Tech | 24 Navy | 24 Wisconsin |
| 25 Wake Forest | 25 Iowa | 25 Syracuse | 25 Brigham Young | 25 Pittsburgh | 25 OREGON STATE |
| 1993 | 1996 | 1999 | 2002 | 2005 | 2008 |
| 1 Florida State | 1 Florida | 1 Florida State | 1 Ohio State | 1 Texas | 1 Florida |
| 2 Notre Dame | 2 Ohio State | 2 Virginia Tech | 2 Miami | 2 USC | 2 UTAH |
| 3 Nebraska | 3 Florida State | 3 Nebraska | 3 Georgia | 3 Penn State | 3 USC |
| 4 Auburn | 4 ARIZONA STATE | 4 Wisconsin | 4 USC | 4 Ohio State | 4 Texas |
| 5 Florida | 5 Brigham Young | 5 Michigan | 5 Oklahoma | 5 West Virginia | 5 Oklahoma |
| 6 Wisconsin | 6 Nebraska | 6 Kansas State | 6 Texas | 6 Louisiana State | 6 Alabama |
| 7 West Virginia | 7 Penn State | 7 Michigan State | 7 Kansas State | 7 Virginia Tech | 7 TCU |
| 8 Penn State | 8 COLORADO | 8 Alabama | 8 Iowa | 8 Alabama | 8 Penn State |
| 9 Texas A&M | 9 Tennessee | 9 Tennessee | 9 Michigan | 9 Notre Dame | 9 Ohio State |
| 10 ARIZONA | 10 North Carolina | 10 Marshall | 10 WASH. STATE | 10 Georgia | 10 OREGON |
| 11 Ohio State | 11 Alabama | 11 Penn State | 11 Alabama | 11 TCU | 11 Boise State |
| 12 Tennessee | 12 Louisiana State | 12 Florida | 12 N.C. State | 12 Florida | 12 Texas Tech |
| 13 Boston College | 13 Virginia Tech | 13 Mississippi State | 13 Maryland | 12 OREGON | 13 Georgia |
| 14 Alabama | 14 Miami (Fl.) | 14 So. Mississippi | 14 Auburn | 14 Auburn | 14 Mississippi |
| 15 Miami (Fl.) | 15 Northwestern | 15 Miami | 15 Boise State | 15 Wisconsin | 15 Virginia Tech |
| 16 COLORADO | 16 WASHINGTON | 16 Georgia | 16 Penn State | 16 UCLA | 16 Oklahoma State |
| 17 Oklahoma | 17 Kansas State | 17 Arkansas | 17 Notre Dame | 17 Miami (Fl.) | 17 Cincinnati |
| 18 UCLA | 18 Iowa | 18 Minnesota | 18 Virginia Tech | 18 Boston College | 18 OREGON STATE |
| 19 North Carolina | 19 Notre Dame | 19 OREGON | 19 Pittsburgh | 19 Louisville | 19 Missouri |
| 20 Kansas State | 20 Michigan | 20 Georgia Tech | 20 COLORADO | 20 Texas Tech | 20 Iowa |
| 21 Michigan | 21 Syracuse | 21 Texas | 21 Florida State | 21 Clemson | 21 Florida State |
| 22 Virginia Tech | 22 Wyoming | 22 Mississippi | 22 Virginia | 22 Oklahoma | 22 Georgia Tech |
| 23 Clemson | 23 Texas | 23 Texas A&M | 23 TCU | 23 Florida State | 23 West Virginia |
| 24 Louisville | 24 Auburn | 24 Illinois | 24 Marshall | 24 Nebraska | 24 Michigan State |
| 25 CALIFORNIA | 25 Army | 25 Purdue | 25 West Virginia | 25 CALIFORNIA | 25 Brigham Young |



2009

- 1 Alabama
- 2 Texas
- 3 Florida
- 4 Boise State
- 5 Ohio State
- 6 TCU
- 7 Iowa
- 8 Cincinnati
- 9 Penn State
- 10 Virginia Tech
- 11 **OREGON**
- 12 Brigham Young
- 13 Georgia Tech
- 14 Nebraska
- 15 Pittsburgh
- 16 Wisconsin
- 17 LSU
- 18 Utah
- 19 Miami (Fla.)
- 20 Mississippi
- 21 Texas Tech
- 22 **USC**
- 23 Central Michigan
- 24 Clemson
- 25 West Virginia

2012

- 1 Alabama
- 2 **OREGON**
- 3 Ohio State
- 4 Notre Dame
- 5 Georgia
- 5 Texas A&M
- 7 **STANFORD**
- 8 South Carolina
- 9 Florida
- 10 Florida State
- 11 Clemson
- 12 Kansas State
- 13 Louisville
- 14 LSU
- 15 Oklahoma
- 16 Utah State
- 17 Northwestern
- 18 Boise State
- 19 Texas
- 20 **OREGON STATE**
- 21 San Jose State
- 22 Northern Illinois
- 23 Vanderbilt
- 24 Michigan
- 25 Nebraska

2015

- 1 Alabama
- 2 Clemson
- 3 **STANFORD**
- 4 Oklahoma
- 5 Ohio State
- 6 Michigan State
- 7 TCU
- 8 Houston
- 9 Iowa
- 10 Ole Miss
- 11 Notre Dame
- 12 Michigan
- 13 Baylor
- 14 Florida State
- 15 North Carolina
- 16 LSU
- 17 **UTAH**
- 18 Navy
- 19 **OREGON**
- 20 Oklahoma State
- 21 Wisconsin
- 22 Tennessee
- 23 Northwestern
- 24 Western Kentucky
- 25 Florida

2018

- 1 Clemson
- 2 Alabama
- 3 Ohio State
- 4 Oklahoma
- 5 Notre Dame
- 6 LSU
- t7 Florida
- t7 Georgia
- 9 Texas
- 10 **WASH. STATE**
- 11 UCF
- 12 Kentucky
- 13 **WASHINGTON**
- 14 Michigan
- 15 Syracuse
- 16 Texas A&M
- 17 Penn State
- 18 Fresno State
- 19 Army
- 20 West Virginia
- 21 Northwestern
- 22 Utah State
- 23 Boise State
- 24 Cincinnati
- 25 Iowa

2021

- 1 Georgia
- 2 Alabama
- 3 Michigan
- 4 Cincinnati
- 5 Baylor
- 6 Ohio State
- 7 Oklahoma State
- 8 Notre Dame
- 9 Michigan State
- 10 Oklahoma
- 11 Ole Miss
- 12 **UTAH**
- 13 Pittsburgh
- 14 Clemson
- 15 Wake Forest
- 16 Louisiana
- 17 Houston
- 18 Kentucky
- 19 BYU
- 20 NC State
- 21 Arkansas
- 22 **OREGON**
- 23 Iowa
- 24 Utah State
- 25 San Diego State

2010

- 1 Auburn
- 2 TCU
- 3 **OREGON**
- 4 **STANFORD**
- 5 Ohio State
- 6 Oklahoma
- 7 Wisconsin
- 8 LSU
- 9 Boise State
- 10 Alabama
- 11 Nevada
- 12 Arkansas
- 13 Oklahoma State
- 14 Michigan State
- 15 Mississippi State
- 16 Virginia Tech
- 17 Florida State
- 18 Missouri
- 19 Texas A&M
- 20 Nebraska
- 21 UCF
- 22 South Carolina
- 23 Maryland
- 24 Tulsa
- 25 North Carolina St.

2013

- 1 Florida State
- 2 Auburn
- 3 Michigan State
- 4 South Carolina
- 5 Missouri
- 5 Oklahoma
- 7 Alabama
- 8 Clemson
- 9 **OREGON**
- 10 UCF
- 11 **STANFORD**
- 12 Ohio State
- 13 Baylor
- 14 LSU
- 15 Louisville
- 16 **UCLA**
- 17 Oklahoma State
- 18 Texas A&M
- 19 **USC**
- 20 Notre Dame
- 21 **ARIZONA STATE**
- 22 Wisconsin
- 23 Duke
- 24 Vanderbilt
- 25 **WASHINGTON**

2016

- 1 Clemson
- 2 Alabama
- 3 **USC**
- 4 **WASHINGTON**
- 5 Oklahoma
- 6 Ohio State
- 7 Penn State
- 8 Florida State
- 9 Wisconsin
- 10 Michigan
- 11 Oklahoma State
- 12 **STANFORD**
- 13 LSU
- 14 Florida
- 15 Western Michigan
- 16 Virginia Tech
- 17 **COLORADO**
- 18 West Virginia
- 19 South Florida
- 20 Miami
- 21 Louisville
- 22 Tennessee
- 23 **UTAH**
- 24 Auburn
- 25 San Diego State

2019

- 1 LSU
- 2 Clemson
- 3 Ohio State
- 4 Georgia
- 5 **OREGON**
- 6 Florida
- 7 Oklahoma
- 8 Alabama
- 9 Penn State
- 10 Minnesota
- 11 Wisconsin
- 12 Notre Dame
- 13 Baylor
- 14 Auburn
- 15 Iowa
- 16 **UTAH**
- 17 Memphis
- 18 Michigan
- 19 Appalachian State
- 20 Navy
- 21 Cincinnati
- 22 Air Force
- 23 Boise State
- 24 UCF
- 25 Texas

2011

- 1 Alabama
- 2 LSU
- 3 Oklahoma State
- 4 **OREGON**
- 5 Arkansas
- 6 **USC**
- 7 **STANFORD**
- 8 Boise State
- 9 South Carolina
- 10 Wisconsin
- 11 Michigan State
- 12 Michigan
- 13 Baylor
- 14 TCU
- 15 Kansas State
- 16 Oklahoma
- 17 West Virginia
- 18 Houston
- 19 Georgia
- 20 Southern Miss
- 21 Virginia Tech
- 22 Clemson
- 23 Florida State
- 24 Nebraska
- 25 Cincinnati

2014

- 1 Ohio State
- 2 **OREGON**
- 3 TCU
- 4 Alabama
- 5 Florida State
- 6 Michigan State
- 7 Baylor
- 8 Georgia Tech
- 9 Georgia
- 10 **UCLA**
- 11 Mississippi State
- 12 **ARIZONA STATE**
- 13 Wisconsin
- 14 Missouri
- 15 Clemson
- 16 Boise State
- 17 Mississippi
- 18 Kansas State
- 19 **ARIZONA**
- 20 **USC**
- 21 **UTAH**
- 22 Auburn
- 23 Marshall
- 24 Louisville
- 25 Memphis

2017

- 1 Alabama
- 2 Georgia
- 3 Oklahoma
- 4 Clemson
- 5 Ohio State
- 6 UCF
- 7 Wisconsin
- 8 Penn State
- 9 TCU
- 10 Auburn
- 11 Notre Dame
- 12 **USC**
- 13 Miami
- 14 Oklahoma State
- 15 Michigan State
- 16 **WASHINGTON**
- 17 Northwestern
- 18 LSU
- 19 Mississippi State
- 20 **STANFORD**
- 21 South Florida
- 22 Boise State
- 23 N.C. State
- 24 Virginia Tech
- 25 Memphis

2020

- 1 Alabama
- 2 Ohio State
- 3 Clemson
- 4 Texas A&M
- 5 Notre Dame
- 6 Oklahoma
- 7 Georgia
- 8 Cincinnati
- 9 Iowa State
- 10 Northwestern
- 11 BYU
- 12 Indiana
- 13 Florida
- 14 Coastal Carolina
- 15 Louisiana
- 16 Iowa
- 17 Liberty
- 18 North Carolina
- 19 Texas
- 20 Oklahoma State
- 21 **USC**
- 22 Miami, FL
- 23 Ball State
- 24 San Jose State
- 25 Buffalo

MOST NO. 1 RANKINGS

| | | |
|-----|---------------|----------|
| 1. | Alabama | 11 |
| 2. | USC | 6 |
| | Oklahoma | 6 |
| 4. | LSU | 4 |
| | Nebraska | 4 |
| | Miami (Fla.) | 4 |
| | Texas | 4 |
| | Ohio State | 4 |
| 10. | Clemson | 3 |
| | Florida | 3 |
| | Florida State | 3 |
| | Notre Dame | 3 |

1954

| | |
|----|--------------|
| 1 | UCLA |
| 2 | Ohio State |
| 3 | Oklahoma |
| 4 | Notre Dame |
| 5 | Navy |
| 6 | Mississippi |
| 7 | Army |
| 8 | Arkansas |
| 9 | Miami (Fla.) |
| 10 | Wisconsin |
| 11 | USC |
| 11 | Maryland |
| 11 | Georgia Tech |
| 14 | Duke |
| 15 | Michigan |
| 16 | Penn State |
| 17 | SMU |
| 18 | Denver |
| 19 | Rice |
| 20 | Minnesota |

1957

| | |
|----|----------------|
| 1 | Ohio State |
| 2 | Auburn |
| 3 | Michigan State |
| 4 | Oklahoma |
| 5 | Iowa |
| 6 | Navy |
| 7 | Rice |
| 8 | Mississippi |
| 9 | Notre Dame |
| 10 | Texas A&M |
| 11 | Texas |
| 12 | ARIZONA STATE |
| 13 | Army |
| 14 | Duke |
| 14 | Wisconsin |
| 16 | Tennessee |
| 17 | OREGON |
| 18 | UCLA |
| 18 | Clemson |
| 20 | N.C. State |

1960

| | |
|----|-------------------|
| 1 | Minnesota |
| 2 | Iowa |
| 3 | Mississippi |
| 4 | Missouri |
| 5 | WASHINGTON |
| 6 | Navy |
| 7 | Arkansas |
| 8 | Ohio State |
| 9 | Kansas |
| 10 | Alabama |
| 11 | Duke |
| 11 | Baylor |
| 11 | Michigan State |
| 14 | Auburn |
| 15 | Purdue |
| 16 | Florida |
| 17 | Texas |
| 18 | Yale |
| 19 | New Mexico State |
| 19 | Tennessee |

1963

| | |
|----|-------------------|
| 1 | Texas |
| 2 | Navy |
| 3 | Pittsburgh |
| 4 | Illinois |
| 5 | Nebraska |
| 6 | Auburn |
| 7 | Mississippi |
| 8 | Oklahoma |
| 9 | Alabama |
| 10 | Michigan State |
| 11 | Mississippi State |
| 12 | Syracuse |
| 13 | ARIZONA STATE |
| 14 | Memphis State |
| 15 | WASHINGTON |
| 16 | USC |
| 16 | Penn State |
| 16 | Missouri |
| 19 | North Carolina |
| 20 | Baylor |

UPI 1950-90

USA Today/CNN 1991-96

USA Today/ESPN

1997-Present

1952

| | |
|----|----------------|
| 1 | Michigan State |
| 2 | Georgia Tech |
| 3 | Notre Dame |
| 4 | USC |
| 4 | Oklahoma |
| 6 | UCLA |
| 7 | Mississippi |
| 8 | Tennessee |
| 9 | Alabama |
| 10 | Wisconsin |
| 11 | Texas |
| 12 | Purdue |
| 13 | Maryland |
| 14 | Princeton |
| 15 | Ohio State |
| 15 | Pittsburgh |
| 17 | Navy |
| 18 | Duke |
| 19 | Houston |
| 19 | Kentucky |

1950

| | |
|----|-------------------|
| 1 | Oklahoma |
| 2 | Texas |
| 3 | Tennessee |
| 4 | CALIFORNIA |
| 5 | Army |
| 6 | Michigan |
| 7 | Kentucky |
| 8 | Princeton |
| 9 | Michigan State |
| 10 | Ohio State |
| 11 | Illinois |
| 12 | Clemson |
| 13 | Miami (Fla.) |
| 14 | Wyoming |
| 15 | WASHINGTON |
| 15 | Baylor |
| 17 | Alabama |
| 18 | Wash. & Lee |
| 19 | Navy |
| 20 | Nebraska |
| 20 | Wisconsin |
| 20 | Cornell |

1951

| | |
|----|--------------------|
| 1 | Tennessee |
| 2 | Michigan State |
| 3 | Illinois |
| 4 | Maryland |
| 5 | Georgia Tech |
| 6 | Princeton |
| 7 | STANFORD |
| 8 | Wisconsin |
| 9 | Baylor |
| 10 | Texas Christian |
| 11 | Oklahoma |
| 12 | CALIFORNIA |
| 13 | Notre Dame |
| 14 | WASH. STATE |
| 14 | San Francisco |
| 14 | Purdue |
| 17 | UCLA |
| 17 | Holy Cross |
| 17 | Kentucky |
| 20 | Kansas |

1955

| | |
|----|-----------------|
| 1 | Oklahoma |
| 2 | Michigan State |
| 3 | Maryland |
| 4 | UCLA |
| 5 | Texas Christian |
| 6 | Ohio State |
| 7 | Georgia Tech |
| 8 | Auburn |
| 9 | Mississippi |
| 10 | Notre Dame |
| 11 | Pittsburgh |
| 12 | USC |
| 13 | Michigan |
| 14 | Texas A&M |
| 15 | Army |
| 16 | Duke |
| 17 | West Virginia |
| 18 | Miami (Fla.) |
| 19 | Iowa |
| 20 | STANFORD |
| 20 | Navy |
| 20 | Miami (Ohio) |

1956

| | |
|----|---------------------|
| 1 | Oklahoma |
| 2 | Tennessee |
| 3 | Iowa |
| 4 | Georgia Tech |
| 5 | Texas A&M |
| 6 | Miami (Fla.) |
| 7 | Michigan |
| 8 | Syracuse |
| 9 | Minnesota |
| 10 | Michigan State |
| 11 | Baylor |
| 12 | Pittsburgh |
| 13 | OREGON STATE |
| 14 | Texas Christian |
| 15 | USC |
| 16 | Wyoming |
| 17 | Yale |
| 18 | COLORADO |
| 19 | Navy |
| 20 | Duke |

1958

| | |
|----|-------------------|
| 1 | Louisiana State |
| 2 | Iowa |
| 3 | Army |
| 4 | Auburn |
| 5 | Oklahoma |
| 6 | Wisconsin |
| 7 | Ohio State |
| 8 | Air Force |
| 9 | Texas Christian |
| 10 | Syracuse |
| 11 | Purdue |
| 12 | Mississippi |
| 13 | Clemson |
| 14 | Notre Dame |
| 15 | Florida |
| 16 | CALIFORNIA |
| 18 | Northwestern |
| 18 | SMU |

1959

| | |
|----|-------------------|
| 1 | Syracuse |
| 2 | Mississippi |
| 3 | Louisiana State |
| 4 | Texas |
| 5 | Georgia |
| 6 | Wisconsin |
| 7 | WASHINGTON |
| 8 | Texas Christian |
| 9 | Arkansas |
| 10 | Penn State |
| 11 | Illinois |
| 12 | USC |
| 13 | Alabama |
| 14 | Penn State |
| 15 | Oklahoma |
| 16 | Northwestern |
| 16 | Michigan State |
| 18 | Wyoming |
| 19 | Auburn |
| 19 | Missouri |

1961

| | |
|----|-----------------|
| 1 | Alabama |
| 2 | Ohio State |
| 3 | Louisiana State |
| 4 | Texas |
| 5 | Mississippi |
| 6 | Minnesota |
| 7 | COLORADO |
| 8 | Arkansas |
| 9 | Michigan State |
| 10 | Utah State |
| 11 | Purdue |
| 11 | Missouri |
| 13 | Georgia Tech |
| 14 | Duke |
| 15 | Kansas |
| 16 | Syracuse |
| 17 | Wyoming |
| 18 | Wisconsin |
| 19 | Miami (Fla.) |
| 19 | Penn State |

1962

| | |
|----|---------------------|
| 1 | USC |
| 2 | Wisconsin |
| 3 | Mississippi |
| 4 | Texas |
| 5 | Alabama |
| 6 | Arkansas |
| 7 | Oklahoma |
| 8 | Louisiana State |
| 9 | Penn State |
| 10 | Minnesota |
| 11 | Georgia Tech |
| 12 | Missouri |
| 13 | Ohio State |
| 14 | WASHINGTON |
| 14 | Duke |
| 16 | OREGON STATE |
| 16 | Northwestern |
| 18 | ARIZONA STATE |
| 18 | Illinois |
| 18 | Miami (Fla.) |

1964

| | |
|----|---------------------|
| 1 | Alabama |
| 2 | Arkansas |
| 3 | Notre Dame |
| 4 | Michigan |
| 5 | Texas |
| 6 | Nebraska |
| 7 | Louisiana State |
| 8 | OREGON STATE |
| 9 | Ohio State |
| 10 | USC |
| 11 | Florida State |
| 12 | Syracuse |
| 13 | Princeton |
| 14 | Penn State |
| 14 | UTAH |
| 16 | Illinois |
| 16 | New Mexico |
| 18 | Tulsa |
| 18 | Missouri |
| 20 | Mississippi |
| 20 | Michigan State |

1965

| | |
|----|-----------------|
| 1 | Michigan State |
| 2 | Arkansas |
| 3 | Nebraska |
| 4 | Alabama |
| 5 | UCLA |
| 6 | Missouri |
| 7 | Tennessee |
| 8 | Notre Dame |
| 9 | USC |
| 10 | Texas Tech |
| 11 | Ohio State |
| 12 | Florida |
| 13 | Purdue |
| 14 | Louisiana State |
| 15 | Georgia |
| 16 | Tulsa |
| 17 | Mississippi |
| 18 | Kentucky |
| 19 | Syracuse |
| 20 | COLORADO |



| | | | | | |
|---|--|---|---|--|---|
| <p>1966</p> <p>1 Notre Dame 2 Michigan State 3 Alabama 4 Georgia 5 UCLA 6 Purdue 7 Nebraska 8 Georgia Tech 9 SMU 10 Miami (Fla.) 11 Florida 12 Mississippi 13 Arkansas 14 Tennessee 15 Wyoming 16 Syracuse 17 Houston 18 USC 19 OREGON STATE 20 Virginia Tech</p> | <p>1969</p> <p>1 Texas 2 Penn State 3 Arkansas 4 USC 5 Ohio State 6 Missouri 7 Louisiana State 8 Michigan 9 Notre Dame 10 UCLA 11 Tennessee 12 Nebraska 13 Mississippi 14 STANFORD 15 Auburn 16 Houston 17 Florida 18 Purdue 19 San Diego State 20 West Virginia</p> | <p>1972</p> <p>1 USC 2 Oklahoma 3 Ohio State 4 Alabama 5 Texas 6 Michigan 7 Auburn 8 Penn State 9 Nebraska 10 Louisiana State 11 Tennessee 12 Notre Dame 13 ARIZONA STATE 14 COLORADO 15 North Carolina 16 Louisville 17 UCLA 17 WASH. STATE 19 Utah State 20 San Diego State</p> | <p>1975</p> <p>1 Oklahoma 2 ARIZONA STATE 3 Alabama 4 Ohio State 5 UCLA 6 Arkansas 7 Texas 8 Michigan 9 Nebraska 10 Penn State 11 Maryland 12 Texas A&M 13 ARIZONA 14 Pittsburgh 15 CALIFORNIA 16 Miami (Ohio) 17 Notre Dame 18 West Virginia 19 USC 20 Georgia</p> | <p>1978</p> <p>1 USC 2 Alabama 3 Oklahoma 4 Penn State 5 Michigan 6 Notre Dame 7 Clemson 8 Nebraska 9 Texas 10 Arkansas 11 Houston 12 UCLA 13 Purdue 14 Missouri 15 Georgia 16 STANFORD 17 Navy 18 Texas A&M 19 ARIZONA STATE 20 N.C. State</p> | <p>1981</p> <p>1 Clemson 2 Pittsburgh 3 Penn State 4 Texas 5 Georgia 6 Alabama 7 WASHINGTON 8 North Carolina 9 Nebraska 10 Michigan 11 Brigham Young 12 Ohio State 13 USC 14 Oklahoma 15 Iowa 16 Arkansas 17 Mississippi State 18 West Virginia 19 Southern Miss 20 Missouri</p> |
| <p>1967</p> <p>1 USC 2 Tennessee 3 Oklahoma 4 Notre Dame 5 Wyoming 6 Indiana 7 Alabama 8 OREGON STATE 9 Purdue 10 UCLA 11 Penn State 12 Syracuse 13 COLORADO 14 Minnesota 15 Florida State 16 Miami (Fla.) 17 N.C. State 18 Georgia 19 Houston 20 ARIZONA STATE</p> | <p>1970</p> <p>1 Texas 2 Ohio State 3 Nebraska 4 Tennessee 5 Notre Dame 6 Louisiana State 7 Michigan 8 ARIZONA STATE 9 Auburn 10 STANFORD 11 Air Force 12 Arkansas 13 Houston 14 Dartmouth 15 Oklahoma 16 COLORADO 17 Georgia Tech 19 USC 20 Penn State</p> | <p>1973</p> <p>1 Alabama 2 Oklahoma 3 Ohio State 4 Notre Dame 5 Penn State 6 Michigan 7 USC 8 Texas 9 UCLA 10 ARIZONA STATE 11 Nebraska 12 Texas Tech 13 Houston 14 Louisiana State 15 Kansas 16 Tulane 17 Miami (Ohio) 18 Maryland 19 San Diego State 20 Florida</p> | <p>1976</p> <p>1 Pittsburgh 2 USC 3 Michigan 4 Houston 5 Ohio State 6 Oklahoma 7 Nebraska 8 Texas A&M 9 Alabama 10 Georgia 11 Maryland 12 Notre Dame 13 Texas Tech 14 Oklahoma State 15 UCLA 16 COLORADO 17 Rutgers 18 Iowa State 19 Baylor 20 Kentucky</p> | <p>1979</p> <p>1 Alabama 2 USC 3 Oklahoma 4 Ohio State 5 Houston 6 Pittsburgh 7 Nebraska 8 Florida State 9 Arkansas 10 Purdue 11 WASHINGTON 12 Brigham Young 13 Texas 14 North Carolina 15 Baylor 16 Indiana 17 Temple 18 Penn State 19 Michigan 20 Missouri</p> | <p>1982</p> <p>1 Penn State 2 SMU 3 Nebraska 4 Georgia 5 UCLA 6 ARIZONA STATE 7 WASHINGTON 8 Arkansas 9 Pittsburgh 10 Florida State 11 Louisiana State 12 Ohio State 13 North Carolina 14 Auburn 15 Michigan 16 Oklahoma 17 Alabama 18 Texas 19 West Virginia 20 Maryland</p> |
| <p>1968</p> <p>1 Ohio State 2 USC 3 Penn State 4 Georgia 5 Texas 6 Kansas 7 Tennessee 8 Notre Dame 9 Arkansas 10 Oklahoma 11 Purdue 12 Alabama 13 OREGON STATE 14 Florida State 15 Michigan 16 SMU 17 Missouri 18 Minnesota 19 Ohio 20 STANFORD 20 Houston</p> | <p>1971</p> <p>1 Nebraska 2 Alabama 3 Oklahoma 4 Michigan 5 Auburn 6 ARIZONA STATE 7 COLORADO 8 Georgia 9 Tennessee 10 Louisiana State 11 Penn State 12 Texas 13 Toledo 14 Houston 15 Notre Dame 16 STANFORD 17 Iowa State 18 North Carolina 19 Florida State 20 Arkansas 20 Mississippi</p> | <p>1974</p> <p>1 USC 2 Alabama 3 Ohio State 4 Notre Dame 5 Michigan 6 Auburn 7 Penn State 8 Nebraska 9 N.C. State 10 Miami (Ohio) 11 Houston 12 Florida 13 Maryland 14 Baylor 15 Texas A&M 16 Tennessee 17 Mississippi State 18 Michigan State 19 Tulsa</p> | <p>1977</p> <p>1 Notre Dame 2 Alabama 3 Arkansas 4 Penn State 5 Texas 6 Oklahoma 7 Pittsburgh 8 Michigan 9 WASHINGTON 10 Nebraska 11 Florida State 12 USC 13 Ohio State 14 North Carolina 15 STANFORD 16 North Texas 17 Brigham Young 18 ARIZONA STATE 19 San Diego State 20 N.C. State</p> | <p>1980</p> <p>1 Georgia 2 Pittsburgh 3 Oklahoma 4 Michigan 5 Florida State 6 Alabama 7 Nebraska 8 Penn State 9 North Carolina 10 Notre Dame 11 Brigham Young 12 USC 13 Baylor 14 UCLA 15 Ohio State 16 Purdue 17 WASHINGTON 18 Miami (Fla.) 19 Florida 20 SMU</p> | <p>1983</p> <p>1 Miami (Fla.) 2 Nebraska 3 Auburn 4 Georgia 5 Texas 6 Florida 7 Brigham Young 8 Ohio State 9 Michigan 10 Illinois 11 SMU 12 Alabama 13 UCLA 14 Iowa 15 Air Force 16 West Virginia 17 Penn State 18 Oklahoma State 19 Pittsburgh 20 Boston College</p> |



| 2002 | 2005 | 2008 | 2011 | 2014 | 2017 |
|-------------------------|-------------------------|------------------------|-------------------------|-------------------------|-----------------------|
| 1 Ohio State | 1 Texas | 1 Florida | 1 Alabama | 1 Ohio State | 1 Alabama |
| 2 Miami (Fla.) | 2 USC | 2 USC | 2 LSU | 2 OREGON | 2 Georgia |
| 3 Georgia | 3 Penn State | 3 Texas | 3 Oklahoma State | 3 TCU | 3 Oklahoma |
| 4 USC | 4 Ohio State | 4 UTAH | 4 OREGON | 4 Alabama | 4 Clemson |
| 5 Oklahoma | 5 Louisiana State | 5 Oklahoma | 5 Arkansas | 5 Michigan State | 5 Ohio State |
| 6 Kansas State | 6 West Virginia | 6 Alabama | 6 Boise State | 6 Florida State | 6 Wisconsin |
| 7 Texas | 7 Virginia Tech | 7 TCU | 7 STANFORD | 7 Georgia Tech | 7 UCF |
| 8 Iowa | 8 Alabama | 8 Penn State | 8 South Carolina | 8 Baylor | 8 Penn State |
| 9 Michigan | 9 TCU | 9 OREGON | 9 Michigan | 9 Georgia | 9 TCU |
| 10 WASH. STATE | 10 Georgia | 10 Georgia | 10 Michigan State | 10 UCLA | 10 USC |
| 11 N.C. State | 11 Notre Dame | 11 Ohio State | 11 Wisconsin | 11 Missouri | 11 Notre Dame |
| 12 Boise State | 12 OREGON | 12 Texas Tech | 12 Baylor | 12 Mississippi State | 12 Auburn |
| 13 Maryland | 13 UCLA | 13 Boise State | 13 TCU | 13 Wisconsin | 13 Miami |
| 14 Virginia Tech | 14 Auburn | 14 Virginia Tech | 14 Houston | 14 ARIZONA STATE | 14 Oklahoma State |
| 15 Penn State | 15 Wisconsin | 14 Mississippi | 15 Oklahoma | 15 Clemson | 15 WASHINGTON |
| 16 Auburn | 16 Florida | 16 Missouri | 16 Kansas State | 16 Boise State | 16 Michigan State |
| 17 Notre Dame | 17 Boston College | 17 Cincinnati | 17 Virginia Tech | 17 ARIZONA | 17 Northwestern |
| 18 Pittsburgh | 18 Miami (Fla.) | 18 Oklahoma State | 18 West Virginia | 18 Kansas State | 18 LSU |
| 19 Marshall | 19 Texas Tech | 19 OREGON STATE | 19 Southern Miss | 19 Mississippi | 19 STANFORD |
| 20 West Virginia | 20 Louisville | 20 Iowa | 20 Georgia | 20 UTAH | 20 Mississippi State |
| 21 COLORADO | 21 Clemson | 21 Brigham Young | 21 Cincinnati | 21 USC | 21 South Florida |
| 22 TCU | 22 Oklahoma | 22 Georgia Tech | 22 Clemson | 22 Marshall | 22 Boise State |
| 23 Florida State | 23 Florida State | 23 Florida State | 23 Florida State | 23 Auburn | 23 N.C. State |
| 24 Florida | 24 Nebraska | 24 Michigan State | 24 Nebraska | 24 Louisville | 24 Memphis |
| 25 Virginia | 25 CALIFORNIA | 25 CALIFORNIA | 25 Brigham Young | 25 Memphis | 25 Virginia Tech |
| | | | | | |
| 2003 | 2006 | 2009 | 2012 | 2015 | 2018 |
| 1 Louisiana State | 1 Florida | 1 Alabama | 1 Alabama | 1 Alabama | 1 Clemson |
| 2 USC | 2 Ohio State | 2 Texas | 2 OREGON | 2 Clemson | 2 Alabama |
| 3 Oklahoma | 3 Louisiana State | 3 Florida | 3 Notre Dame | 3 STANFORD | 3 Ohio State |
| 4 Ohio State | 4 USC | 4 Boise State | 4 Georgia | 4 Ohio State | 4 Oklahoma |
| 5 Miami (Fla.) | 5 Wisconsin | 5 Ohio State | 5 Texas A&M | 5 Oklahoma | 5 Notre Dame |
| 6 Georgia | 6 Boise State | 6 TCU | 6 STANFORD | 6 Michigan State | 6 Florida |
| 7 Michigan | 7 Louisville | 7 Iowa | 7 South Carolina | 7 TCU | 7 LSU |
| 8 Iowa | 8 Auburn | 8 Penn State | 8 Florida State | 8 Houston | 8 Georgia |
| 9 WASH. STATE | 9 Michigan | 9 Cincinnati | 9 Clemson | 9 Ole Miss | 9 Texas |
| 10 Florida State | 10 West Virginia | 10 Virginia Tech | 10 Florida | 10 Iowa | 10 WASH. STATE |
| 11 Texas | 11 Oklahoma | 11 OREGON | 11 Kansas State | 11 Michigan | 11 Kentucky |
| 12 Miami (Ohio) | 12 Rutgers | 12 Brigham Young | 12 LSU | 12 Notre Dame | 12 UCF |
| 13 Kansas State | 13 Texas | 13 Georgia Tech | 13 Louisville | 13 Baylor | 13 WASHINGTON |
| 14 Mississippi | 14 CALIFORNIA | 14 Nebraska | 14 Boise State | 14 Florida State | 14 Michigan |
| 15 Boise State | 15 Brigham Young | 15 Pittsburgh | 15 Oklahoma | 15 North Carolina | 15 Syracuse |
| 16 Tennessee | 16 Arkansas | 16 Wisconsin | 16 Northwestern | 16 UTAH | 16 Texas A&M |
| 17 Minnesota | 17 Wake Forest | 17 LSU | 17 Utah State | 17 LSU | 17 Penn State |
| 18 Nebraska | 18 Virginia Tech | 18 UTAH | 18 Texas | 18 Navy | 18 Fresno State |
| 19 Purdue | 19 Notre Dame | 19 Miami (Fla.) | 19 OREGON STATE | 19 Oklahoma State | 19 Northwestern |
| 20 Maryland | 20 Boston College | 20 USC | 20 Vanderbilt | 20 OREGON | 20 Army |
| 21 UTAH | 21 TCU | 21 Mississippi | 21 San Jose State | 21 Wisconsin | 21 Utah State |
| 22 Clemson | 22 OREGON STATE | 22 West Virginia | 22 Cincinnati | 22 Northwestern | 22 West Virginia |
| 23 Bowling Green | 23 Tennessee | 23 Texas Tech | 23 Nebraska | 23 Tennessee | 23 Cincinnati |
| 24 TCU | 24 Hawaii | 24 Central Michigan | 24 Northern Illinois | 24 Georgia | 24 Boise State |
| 25 Florida | 25 Penn State | 25 Oklahoma State | 25 Tulsa | 25 Florida | 25 Mississippi State |
| | | | | | |
| 2004 | 2007 | 2010 | 2013 | 2016 | 2019 |
| 1 USC | 1 Louisiana State | 1 Auburn | 1 Florida State | 1 Clemson | 1 LSU |
| 2 Auburn | 2 USC | 2 TCU | 2 Auburn | 2 Alabama | 2 Clemson |
| 3 Oklahoma | 3 Georgia | 3 OREGON | 3 Michigan State | 3 Oklahoma | 3 Ohio State |
| 4 Texas | 4 Ohio State | 4 STANFORD | 4 South Carolina | 4 WASHINGTON | 4 Georgia |
| 5 UTAH | 5 Missouri | 5 Ohio State | 5 Missouri | 5 USC | 5 OREGON |
| 6 Georgia | 6 West Virginia | 6 Oklahoma | 6 Oklahoma | 6 Ohio State | 6 Oklahoma |
| 7 Louisville | 7 Kansas | 7 Boise State | 7 Clemson | 7 Penn State | 7 Florida |
| 8 Iowa | 8 Oklahoma | 8 LSU | 8 Alabama | 8 Florida State | 8 Alabama |
| 9 CALIFORNIA | 9 Virginia Tech | 9 Wisconsin | 9 OREGON | 9 Wisconsin | 9 Penn State |
| 10 Virginia Tech | 10 Texas | 10 Oklahoma State | 10 STANFORD | 10 Michigan | 10 Minnesota |
| 11 Miami | 11 Boston College | 11 Alabama | 10 Ohio State | 11 Oklahoma State | 11 Notre Dame |
| 12 Michigan | 12 Tennessee | 12 Arkansas | 12 UCF | 12 STANFORD | 12 Baylor |
| 13 Boise State | 13 ARIZONA STATE | 13 Nevada | 13 Florida | 13 Florida | 13 Wisconsin |
| 14 Florida State | 14 Auburn | 14 Michigan State | 14 LSU | 14 LSU | 14 Auburn |
| 15 Tennessee | 14 BYU | 15 Virginia Tech | 15 Louisville | 15 COLORADO | 15 Iowa |
| 16 Louisiana State | 16 Florida | 16 Florida State | 16 UCLA | 16 Virginia Tech | 16 UTAH |
| 17 Texas Tech | 17 Hawai'i | 17 Mississippi State | 17 Oklahoma State | 17 West Virginia | 17 Memphis |
| 18 Wisconsin | 18 Illinois | 18 Missouri | 18 Texas A&M | 18 Western Michigan | 18 Appalachian State |
| 19 Ohio State | 19 Michigan | 19 Nebraska | 19 USC | 19 South Florida | 19 Michigan |
| 20 ARIZONA STATE | 20 Cincinnati | 20 UCF | 20 ARIZONA STATE | 20 Louisville | 20 Navy |
| 21 Boston College | 21 Wisconsin | 21 Texas A&M | 21 Wisconsin | 21 UTAH | 21 Cincinnati |
| 22 Fresno State | 22 Clemson | 22 South Carolina | 22 Duke | 22 Auburn | 22 Boise State |
| 23 Virginia | 23 Texas Tech | 23 UTAH | 23 Vanderbilt | 23 Miami | 23 Air Force |
| 24 Navy | 24 OREGON | 24 Maryland | 24 Notre Dame | 24 Tennessee | 24 UCF |
| 25 Florida | 25 Penn State | 25 North Carolina St. | 25 Nebraska | 25 San Diego State | 25 Virginia |

FINAL COACHES POLL

2020

- 1 Alabama
- 2 Ohio State
- 3 Clemson
- 4 Texas A&M
- 5 Notre Dame
- 6 Oklahoma
- 7 Georgia
- 8 Cincinnati
- 9 Iowa State
- 10 Northwestern
- 11 BYU
- 12 Florida
- 13 Indiana
- 14 Coastal Carolina
- 15 Iowa
- 16 Louisiana
- 17 North Carolina
- 18 Liberty
- 19 Oklahoma State
- 20 Texas
- 21 USC**
- 22 Miami, FL
- 23 Ball State
- 24 San Jose State
- 25 Buffalo

2021

- 1 Georgia
- 2 Alabama
- 3 Michigan
- 4 Cincinnati
- 5 Ohio State
- 6 Baylor
- 7 Oklahoma State
- 8 Michigan State
- 9 Notre Dame
- 10 Oklahoma
- 11 Ole Miss
- 12 UTAH**
- 13 Pitt
- 14 Wake Forest
- 15 Kentucky
- 16 Clemson
- 17 Houston
- 18 Louisiana
- 19 NC State
- 20 Arkansas
- 21 OREGON**
- 22 BYU
- 23 Iowa
- 24 Utah State
- 25 Texas A&M



FINAL BCS RANKINGS (1998-2013)

1998

- 1 Tennessee
- 2 Florida State
- 3 Kansas State
- 4 Ohio State
- 5 **UCLA**
- 6 Texas A&M
- 7 **ARIZONA**
- 8 Florida
- 9 Wisconsin
- 10 Tulane
- 11 Nebraska
- 12 Virginia
- 13 Arkansas
- 14 Georgia Tech
- 15 Syracuse

1999

- 1 Florida State
- 2 Virginia Tech
- 3 Nebraska
- 4 Alabama
- 5 Tennessee
- 6 Kansas State
- 7 Wisconsin
- 8 Michigan
- 9 Michigan State
- 10 Florida
- 11 Penn State
- 12 Marshall
- 13 Minnesota
- 14 Texas A&M
- 15 Texas

2000

- 1 Oklahoma
- 2 Florida State
- 3 Miami (Fla.)
- 4 **WASHINGTON**
- 5 Virginia Tech
- 6 **OREGON STATE**
- 7 Florida
- 8 Nebraska
- 9 Kansas State
- 10 **OREGON**
- 11 Notre Dame
- 12 Texas
- 13 Georgia Tech
- 14 TCU
- 15 Clemson

2001

- 1 Miami (Fla.)
- 2 Nebraska
- 3 COLORADO
- 4 **OREGON**
- 5 Florida
- 6 Tennessee
- 7 Texas
- 8 Illinois
- 9 **STANFORD**
- 10 Maryland
- 11 Oklahoma
- 12 **WASH. STATE**
- 13 LSU
- 14 South Carolina
- 15 **WASHINGTON**

2002

- 1 Miami (Fla.)
- 2 Ohio State
- 3 Georgia
- 4 **USC**
- 5 Iowa
- 6 **WASH. STATE**
- 7 Oklahoma
- 8 Kansas State
- 9 Notre Dame
- 10 Texas
- 11 Michigan
- 12 Penn State
- 13 COLORADO
- 14 Florida State
- 15 West Virginia

2003

- 1 Oklahoma
- 2 LSU
- 3 **USC**
- 4 Michigan
- 5 Ohio State
- 6 Texas
- 7 Florida State
- 8 Tennessee
- 9 Miami (Fla.)
- 10 Kansas State
- 11 Miami (Ohio)
- 12 Georgia
- 13 Iowa
- 14 Purdue
- 15 Florida
- 16 **WASH. STATE**
- 17 Boise State
- 18 TCU
- 19 Mississippi
- 20 Nebraska
- 21 Oklahoma State
- 22 UTAH
- 23 Maryland
- 24 Bowling Green
- 25 Minnesota

2004

- 1 USC
- 2 Oklahoma
- 3 Auburn
- 4 Texas
- 5 CALIFORNIA
- 6 UTAH
- 7 Georgia
- 8 Virginia Tech
- 9 Boise State
- 10 Louisville
- 11 LSU
- 12 Iowa
- 13 Michigan
- 14 Miami (Fla.)
- 15 Tennessee
- 16 Florida State
- 17 Wisconsin
- 18 Virginia
- 19 ARIZONA STATE
- 20 Texas A&M
- 21 Pittsburgh
- 22 Texas Tech
- 23 Florida
- 24 Oklahoma State
- 25 Ohio State

2005

- 1 **USC**
- 2 Texas
- 3 Penn State
- 4 Ohio State
- 5 **OREGON**
- 6 Notre Dame
- 7 Georgia
- 8 Miami (Fla.)
- 9 Auburn
- 10 Virginia Tech
- 11 West Virginia
- 12 LSU
- 13 Alabam
- 14 TCU
- 15 Texas Tech
- 16 **UCLA**
- 17 Florida
- 18 Wisconsin
- 19 Louisville
- 20 Michigan
- 21 Boston College
- 22 Florida State
- 23 Oklahoma
- 24 Georgia Tech
- 25 Northwestern

2006

- 1 Ohio State
- 2 Florida
- 3 Michigan
- 4 LSU
- 5 **USC**
- 6 Louisville
- 7 Wisconsin
- 8 Boise State
- 9 Auburn
- 10 Oklahoma
- 11 Notre Dame
- 12 Arkansas
- 13 West Virginia
- 14 Wake Forest
- 15 Virginia Tech
- 16 Rutgers
- 17 Tennessee
- 18 **CALIFORNIA**
- 19 Texas
- 20 BYU
- 21 Texas A&M
- 22 **OREGON STATE**
- 23 Nebraska
- 24 Boston College
- 25 **UCLA**

2007

- 1 Ohio State
- 2 LSU
- 3 Virginia Tech
- 4 Oklahoma
- 5 Georgia
- 6 Missouri
- 7 **USC**
- 8 Kansas
- 9 West Virginia
- 10 Hawai'i
- 11 **ARIZONA STATE**
- 12 Florida
- 13 Illinois
- 14 Boston College
- 15 Clemson
- 16 Tennessee
- 17 BYU
- 18 Wisconsin
- 19 Texas
- 20 Virginia
- 21 USF
- 22 Cincinnati
- 23 Auburn
- 24 Boise State
- 25 Connecticut

2008

- 1 Oklahoma
- 2 Florida
- 3 Texas
- 4 Alabama
- 5 **USC**
- 6 UTAH
- 7 Texas Tech
- 8 Penn State
- 9 Boise State
- 10 Ohio State
- 11 TCU
- 12 Cincinnati
- 13 Oklahoma State
- 14 Georgia Tech
- 15 Georgia
- 16 Brigham Young
- 17 **OREGON**
- 18 Michigan State
- 19 Virginia Tech
- 20 Pittsburgh
- 21 Missouri
- 22 Ball State
- 23 Northwestern
- 24 Boston College
- 25 Mississippi

2009

- 1 Alabama
- 2 Texas
- 3 Cincinnati
- 4 TCU
- 5 Florida
- 6 Boise State
- 7 **OREGON**
- 8 Ohio State
- 9 Georgia Tech
- 10 Iowa
- 11 Virginia Tech
- 12 LSU
- 13 Penn State
- 14 Brigham Young
- 15 Miami (Fla.)
- 16 West Virginia
- 17 Pittsburgh
- 18 **OREGON STATE**
- 19 Oklahoma State
- 20 **ARIZONA**
- 21 **STANFORD**
- 22 Nebraska
- 23 UTAH
- 24 **USC**
- 25 Wisconsin

2010

- 1 Auburn
- 2 **OREGON**
- 3 TCU
- 4 **STANFORD**
- 5 Wisconsin
- 6 Ohio State
- 7 Oklahoma
- 8 Arkansas
- 9 Michigan State
- 10 Boise State
- 11 LSU
- 12 Missouri
- 13 Virginia Tech
- 14 Oklahoma State
- 15 Nevada
- 16 Alabama
- 17 Texas A&M
- 18 Nebraska
- 19 UTAH
- 20 South Carolina
- 21 Mississippi State
- 22 West Virginia
- 23 Florida State
- 24 Hawai'i
- 25 UCF

2011

- 1 LSU
- 2 Alabama
- 3 Oklahoma State
- 4 **STANFORD**
- 5 **OREGON**
- 6 Arkansas
- 7 Boise State
- 8 Kanas State
- 9 South Carolina
- 10 Wisconsin
- 11 Virginia Tech
- 12 Baylor
- 13 Michigan
- 14 Oklahoma
- 15 Clemson
- 16 Georgia
- 17 Michigan State
- 18 TCU
- 19 Houston
- 20 Nebraska
- 21 Southern Miss
- 22 Penn State
- 23 West Virginia
- 24 Texas
- 25 Auburn

2012

- 1 Notre Dame
- 2 Alabama
- 3 Florida
- 4 **OREGON**
- 5 Kansas State
- 6 **STANFORD**
- 7 Georgia
- 8 LSU
- 9 Texas A&M
- 10 South Carolina
- 11 Oklahoma
- 12 Florida State
- 13 **OREGON STATE**
- 14 Clemson
- 15 Northern Illinois
- 16 Nebraska
- 17 **UCLA**
- 18 Michigan
- 19 Boise State
- 20 Northwestern
- 21 Louisville
- 22 Utah State
- 23 Texas
- 24 San Jose State
- 25 Kent State

2013

- 1 Florida State
- 2 Auburn
- 3 Alabama
- 4 Michigan State
- 5 **STANFORD**
- 6 Baylor
- 7 Ohio State
- 8 Missouri
- 9 South Carolina
- 10 **OREGON**
- 11 Oklahoma
- 12 Clemson
- 13 Oklahoma State
- 14 **ARIZONA STATE**
- 15 UCF
- 16 LSU
- 17 **UCLA**
- 18 Louisville
- 19 Wisconsin
- 20 Fresno State
- 21 Texas A&M
- 22 Georgia
- 23 Northern Illinois
- 24 Duke
- 25 **USC**

2014

- 1 Alabama
- 2 OREGON**
- 3 Florida State
- 4 Ohio State
- 5 Baylor
- 6 TCU
- 7 Mississippi State
- 8 Michigan State
- 9 Mississippi
- 10 ARIZONA**
- 11 Kansas State
- 12 Georgia Tech
- 13 Georgia
- 14 UCLA**
- 15 ARIZONA STATE**
- 16 Missouri
- 17 Clemson
- 18 Wisconsin
- 19 Auburn
- 20 Boise State
- 21 Louisville
- 22 UTAH**
- 23 LSU
- 24 USC**
- 25 Minnesota

2017

- 1 Clemson
- 2 Oklahoma
- 3 Tennessee
- 4 Alabama
- 5 Ohio State
- 6 Wisconsin
- 7 Auburn
- 8 USC**
- 9 Penn State
- 10 Miami
- 11 WASHINGTON**
- 12 UCF
- 13 STANFORD**
- 14 Notre Dame
- 15 TCU
- 16 Michigan State
- 17 LSU
- 18 WASH. STATE**
- 19 Oklahoma State
- 20 Memphis
- 21 Northwestern
- 22 Virginia Tech
- 23 Mississippi State
- 24 N.C. State
- 25 Boise State

2020

- 1 Alabama
- 2 Clemson
- 3 Ohio State
- 4 Notre Dame
- 5 Texas A&M
- 6 Oklahoma
- 7 Florida
- 8 Cincinnati
- 9 Georgia
- 10 Iowa State
- 11 Indiana
- 12 Coastal Carolina
- 13 North Carolina
- 14 Northwestern
- 15 Iowa
- 16 BYU
- 17 USC**
- 18 Miami, FL
- 19 Louisiana
- 20 Texas
- 21 Oklahoma State
- 22 San Jose State
- 23 NC State
- 24 Tulsa
- 25 OREGON**

2015

- 1 Clemson
- 2 Alabama
- 3 Michigan State
- 4 Oklahoma
- 5 Iowa
- 6 STANFORD**
- 7 Ohio State
- 8 Notre Dame
- 9 Florida State
- 10 North Carolina
- 11 TCU
- 12 Ole Miss
- 13 Northwestern
- 14 Michigan
- 15 OREGON**
- 16 Oklahoma State
- 17 Baylor
- 18 Houston
- 19 Florida
- 20 LSU
- 21 Navy
- 22 UTAH**
- 23 Tennessee
- 24 Temple
- 25 USC**

2018

- 1 Alabama
- 2 Clemson
- 3 Notre Dame
- 4 Oklahoma
- 5 Georgia
- 6 Ohio State
- 7 Michigan
- 8 UCF
- 9 WASHINGTON**
- 10 Florida
- 11 LSU
- 12 Penn State
- 13 WASH. STATE**
- 14 Kentucky
- 15 Texas
- 16 West Virginia
- 17 UTAH**
- 18 Mississippi State
- 19 Texas A&M
- 20 Syracuse
- 21 Fresno State
- 22 Northwestern
- 23 Missouri
- 24 Iowa State
- 25 Boise State

2021

- 1 Alabama
- 2 Michigan
- 3 Georgia
- 4 Cincinnati
- 5 Notre Dame
- 6 Ohio State
- 7 Baylor
- 8 Ole Miss
- 9 Oklahoma State
- 10 Michigan State
- 11 UTAH**
- 12 Pitt
- 13 BYU
- 14 OREGON**
- 15 Iowa
- 16 Oklahoma
- 17 Wake Forest
- 18 NC State
- 19 Clemson
- 20 Houston
- 21 Arkansas
- 22 Kentucky
- 23 Louisiana
- 24 San Diego State
- 25 Texas A&M

2016

- 1 Alabama
- 2 Clemson
- 3 Ohio State
- 4 WASHINGTON**
- 5 Penn State
- 6 Michigan
- 7 Oklahoma
- 8 Wisconsin
- 9 USC**
- 10 COLORADO**
- 11 Florida State
- 12 Oklahoma State
- 13 Louisville
- 14 Auburn
- 15 Western Michigan
- 16 West Virginia
- 17 Florida
- 18 STANFORD**
- 19 UTAH**
- 20 LSU
- 21 Tennessee
- 22 Virginia Tech
- 23 Pittsburgh
- 24 Temple
- 25 Navy

2019

- 1 LSU
- 2 Ohio State
- 3 Clemson
- 4 Oklahoma
- 5 Georgia
- 6 OREGON**
- 7 Baylor
- 8 Wisconsin
- 9 Florida
- 10 Penn State
- 11 UTAH**
- 12 Auburn
- 13 Alabama
- 14 Michigan
- 15 Notre Dame
- 16 Iowa
- 17 Memphis
- 18 Minnesota
- 19 Boise State
- 20 Appalachian State
- 21 Cincinnati
- 22 USC**
- 23 Navy
- 24 Virginia
- 25 Oklahoma State



POLL MISCELLANEOUS

MATCHUPS BETWEEN PAC-12 TEAMS RANKED IN THE AP TOP 10 (SINCE 1986)

Nov. 1, 1986 - No. 7 Arizona State defeated No. 6 Washington, 34-21, at Tempe
Nov. 19, 1988 - No. 2 USC defeated No. 6 UCLA, 31-22, at Pasadena
Oct. 19, 1991 - No. 3 Washington defeated No. 7 California, 24-17, at Berkeley
Oct. 10, 1998 - No. 3 UCLA defeated No. 10 Arizona, 52-28, at Tucson
Nov. 18, 2000 - No. 8 Oregon State defeated No. 5 Oregon, 23-13, at Corvallis
Oct. 13, 2001 - No. 7 UCLA defeated No. 10 Washington, 35-13, at Pasadena
Nov. 1, 2003 - No. 3 USC defeated No. 6 Washington State, 43-16, at Los Angeles
Oct. 9, 2004 - No. 1 USC defeated No. 7 California, 23-17, at Los Angeles
Oct. 27, 2007 - No. 5 Oregon defeated No. 9 USC, 24-17, at Eugene
Nov. 3, 2007 - No. 4 Oregon defeated No. 6 Arizona State, 35-23, at Eugene
Oct. 3, 2009 - No. 10 Oregon defeated No. 4 USC, 47-20, at Eugene
Oct. 2, 2010 - No. 4 Oregon defeated No. 9 Stanford, 52-31 at Eugene
Nov. 12, 2011 - No. 6 Oregon defeated No. 3 Stanford, 53-30, at Stanford
Nov. 7, 2013 - No. 6 Stanford defeated No. 2 Oregon, 26-20, at Stanford
Dec. 5, 2014 - No. 3 Oregon defeated No. 8 Arizona, 51-13, at Santa Clara (FCG)
Sept. 30, 2016 - No. 10 Washington defeated No 7 Stanford, 44-6, at Seattle
Dec. 2, 2016 - No. 4 Washington defeated No. 9 Colorado, 41-10, at Santa Clara (FCG)

MOST PAC-12 TEAMS RANKED IN A GIVEN WEEK IN THE AP TOP 25

6 teams (16 times)
Sept. 17, 1989 WASH (11), USC (12), WSU (19), ORE (22), ARIZ (23), UCLA (24) (COLO-8*)
Sept. 6, 1998 UCLA (6), WASH (11), ASU (14), ARIZ (21), USC (22), ORE (24) (COLO-16*)
Sept. 15, 2002 ORE (9), USC (11), WASH (13), WSU (16), UCLA (20), CAL (23)
Sept. 30, 2012 ORE (2), USC (13), OSU (14), WSU (18), WASH (23), UCLA (25)
Oct. 29, 2012 ORE (2), OSU (13), STAN 915), USC 918), ARIZ (24), UCLA (25)
Jan. 7, 2014 ORE (9), STAN (11), UCLA (16), USC (19), ASU (21), WASH (25)
Preseason, 2014 ORE (3), UCLA (7), STAN (11), USC (15), ASU (19), WASH (25)
Oct. 5, 2014 ARIZ (10), ORE (12), UCLA (18), ASU (20), UTAH (24), STAN (25)
Oct. 12, 2014 ORE (9), ARIZ (16), ASU (17), UTAH (20), USC (22), STAN (23)
Oct. 19, 2014 ORE (6), ASU (14), ARIZ (15), UTAH (19), USC (20), UCLA (25)
Nov. 16, 2014 ORE (3), UCLA (11), ASU (13), ARIZ (15), UTAH (20), USC (24)
Dec. 7, 2014 ORE (3), ARIZ (12), UCLA (14), ASU (15), UTAH (23), USC (24)
Jan. 13, 2015 ORE (2), UCLA (10), ASU (12), ARIZ (19), USC (20), UTAH (21)
Preseason, 2015 ORE (7), USC (8), UCLA (13), ASU (15), STAN (21), ARIZ (22)
Sept. 20, 2015 UCLA (9), ORE (13), ARIZ (16), UTAH (18), USC (19), STAN (21)
Sept. 15, 2019 UTAH (10), ORE (16), WSU (19), WASH (22), CAL (23), ASU (24)
*-Colorado was not a member of the Pac-12 at time of ranking

APPEARANCES IN AP TOP 25

Table with 3 columns: Team, Total, Highest Ranking in Top 25. Rows include USC, UCLA, Washington, Oregon, Colorado, Stanford, Arizona State, California, Arizona, Washington State, Utah, Oregon State.

POLL MISCELLANEOUS...

Last time no Pac-12 team appeared in the Associated Press poll - Nov. 21, 1999. Does not include the start of the 2020 season when teams were not playing due to COVID-19 pandemic.

PAC-12 PLAYERS

Troy Aikman, QB, UCLA, 1987-88
 Frankie Albert, QB, STAN, 1939-41
 Marcus Allen, RB, USC, 1978-81
 Bobby Anderson, QB/RB, COLO, 1967-69
 Dick Anderson, S, COLO, 1965-67
 Jon Arnett, HB, USC, 1954-56
 John W. Baker, G, USC, 1929-31
 Terry Baker, QB, OSU, 1960-62
 Stanley N. Barnes, C-E, CAL, 1918-21
 Steve Bartkowski, QB, CAL, 1972-74
 J.W. Beckett, T, ORE, 1913-16
 Hal Bedsole, TE, USC, 1961-63
 Ricky Bell, RB, 1973-76
 Tony Boeselli, USC, 1991-94
 Vic Bottari, HB, CAL, 1936-38
 John Brodie, QB, STAN, 1954-56
 Raymond Brown, T, USC, 1930-32
 Bob Bruenig, LB, ASU, 1972-74
 Tedy Bruschi, DE, ARIZ, 1992-95
 Brad Budde, OG, USC, 1976-79
 Chris Burford, WR, STAN, 1956-59
 Charles O. Carroll, HB, WASH, 1926-28
 Chuck Cecil, DB, ARIZ, 1984-87
 Sam Chapman, HB, CAL, 1935-37
 Paul Cleary, E, USC, 1946-47
 Randy Cross, OG, UCLA, 1973-75
 William Corbus, G, STAN, 1931-33
 Sam Cunningham, RB, USC, 1970-72
 Anthony Davis, RB, USC, 1972-74
 Morley Drury, QB, USC, 1925-27
 Kenny Easley, DB, UCLA, 1977-80
 Glen Edwards, T, WSU, 1929-31
 John Elway, QB, STAN, 1979-82
 Steve Emtman, DL, WASH, 1989-91
 Bill Enyart, FB, OSU, 1966-68
 Tom Fears, E, UCLA, 1946-47
 John Ferraro, T, USC, 1943-44, 46-47
 Rod Franz, G, CAL, 1946-49
 David Fulcher, S, ASU, 1983-85
 Hugh Gallarneau, HB, STAN, 1938-40
 Mike Garrett, TB, USC, 1963-65
 Frank Gifford, HB, USC, 1949-51
 Walter A. Gordon, T, CAL, 1916-18
 Robert Grayson, FB, STAN, 1933-35
 Robert A. Hamilton, HB, STAN, 1933-35
 Jason Hanson, K, WSU, 1988-91
 Michael Haynes, DB, ASU, 1972-75
 Matt Hazeltine, LB, CAL, 1951-54
 Melvin Hein, C, WSU, 1928-30
 Don Heinrich, QB, WASH, 1949-52
 Robert Hertwig, C, CAL, 1935-37
 Edwin Horrell, C, CAL, 1922-24
 Ricky Hunley, LB, ARIZ, 1980-83
 John Jefferson, WR, ASU, 1974-77
 Jack Jensen, FB, CAL, 1946-48
 Morton Kaer, HB, USC, 1923-26
 Joe Kapp, QB, CAL, 1956-58
 Lincoln Kennedy, OT, WASH, 1989-92
 Billy Kilmer, TB, UCLA, 1958-60
 John Kitzmiller, HB, ORE, 1928-30
 Matt Leinart, QB, USC, 2001-05
 Ronnie Lott, S, USC, 1977-80
 Ken Margerum, WR, STAN, 1977-80
 Vic Markov, T, WASH, 1935-37
 Reuben Mayes, RB, WSU, 1982-85
 William McColl, E, STAN, 1949-51
 Randall McDaniel, OG, ASU, 1984-87
 Hugh McElhenny, HB, WASH, 1950-51
 Mike McKeever, G, USC, 1958-60
 Dan A. McMillan, T, CAL, 1920-21
 Cade McNown, QB, UCLA, 1995-98
 Donn Moomaw, LB, UCLA, 1950-52
 Craig Morton, QB, CAL, 1962-64

James "Monk" Moscrip, E, STAN, 1933-35
 Harold "Brick" Muller, E, CAL, 1920-22
 Darrin Nelson, STAN, 1977-78, 80-81
 Ernest Nevers, FB, STAN, 1923-25
 Jonathan Ogden, OT, UCLA, 1992-95
 Herb Orvis, DE, COLO, 1969-71
 Carson Palmer, QB, USC, 1998-02
 Erny Pinckert, HB, USC, 1929-31
 Jake Plummer, QB, ASU, 1993-96
 Jim Plunkett, QB, STAN, 1968-70
 Troy Polamalu, DB, USC, 1999-2002
 Marvin Powell, OT, USC, 1974-76
 Ron Pritchard, LB, ASU, 1966-68
 Ahmad Rashad, RB/WR, ORE 1969-71
 Mel Renfro, HB, ORE, 1961-63
 Robert Reynolds, T, STAN, 1933-35
 Les Richter, G, CAL, 1949-51
 Jerry Robinson, LB, UCLA, 1975-78
 Joe Romig, G, COLO, 1959-61
 Aaron Rosenberg, G, USC, 1931-33
 Bob Schloredt, QB, WASH, 1958-60
 Paul Schwegler, T, WASH, 1929-31
 John Sciarra, UCLA, 1972-75
 Jeff Siemon, LB, STAN, 1968-71
 O. J. Simpson, RB, USC, 1967-68
 Ernest Smith, T, USC, 1930-32
 Harry Smith, G, USC, 1937-39
 Al Sparis, G-LB, UCLA, 1941-42, 45
 Max Starcevich, G, WASH, 1934-36
 Lynn Swann, WR, USC, 1971-73
 Chuck Taylor, G, STAN, 1940-42
 Pat Tillman, LB, ASU, 1994-97
 Mike Utley, OG, WSU, 1985-88
 Norm Van Brocklin, QB, ORE, 1947-48
 Rob Waldrop, DL, ARIZ, 1990-93
 Irvine (Cotton) Warburton, QB, USC, 1932-34
 Kenny Washington, HB, UCLA, 1937-39
 Michael Westbrook, WR, COL, 1991-94
 Byron "Whizzer" White, HB, COLO, 1935-37
 Danny White, QB, ASU 1971-73
 Ed White, DL, CAL, 1965-68
 Paul Wiggin, DT, STAN, 1954-56
 Alfred Williams, DE, COLO, 1987-90
 George Wilson, HB, WASH, 1923-25
 Richard Wood, LB, USC, 1972-74
 Ron Yary, OT, USC, 1965-67
 Charles Young, TE, USC, 1970-72

BY SCHOOL**ARIZONA**

Ricky Hunley, LB, 1980-83
 Chuck Cecil, DB, 1984-87
 Rob Waldrop, DL, 1990-93
 Tedy Bruschi, DE, 1992-95

ARIZONA STATE

Ron Pritchard, LB, 1966-68
 Danny White, QB, 1971-73
 Bob Bruenig, LB, 1972-74
 Michael Haynes, DB, 1972-75
 John Jefferson, WR, 1974-77
 Randall McDaniel, OG, 1984-87
 Jake Plummer, QB, 1993-96
 Pat Tillman, LB, 1994-97
 David Fulcher, S, 1983-85

CALIFORNIA

Walter A. Gordon, T, 1916-18
 Stanley Barnes, C-E, 1918-21
 Dan A. McMillan, T, 1920-21
 Harold "Brick" Muller, E, 1920-22
 Edwin Horrell, C, 1922-24
 Sam Chapman, HB, 1935-37

Robert Hertwig, C, 1935-37
 Vic Bottari, HB, 1936-38
 Jackie Jensen, FB, 1946-48
 Rod Franz, G, 1946-49
 Les Richter, G, 1949-51
 Matt Hazeltine, LB, 1951-54
 Joe Kapp, QB, 1956-58
 Craig Morton, QB, 1962-64
 Ed White, DL, 1965-68
 Steve Bartkowski, QB, CAL, 1972-74

COLORADO

Byron "Whizzer" White, HB, 1935-37
 Joe Romig, G, 1959-61
 Dick Anderson, S, 1965-67
 Bobby Anderson, QB/RB, 1967-69
 Herb Orvis, DE, 1969-71
 Alfred Williams, DE, 1987-90
 Michael Westbrook, WR, 1991-94

OREGON

John W. Beckett, T, 1913-16
 John Kitzmiller, HB, 1928-30
 Norm Van Brocklin, QB, 1947-48
 Mel Renfro, HB, 1961-63
 Ahmad Rashad, RB/WR, 1969-71

OREGON STATE

Terry Baker, QB, 1960-62
 Bill Enyart, FB, 1966-68

STANFORD

Ernest Nevers, FB, 1923-25
 William Corbus, G, 1931-33
 Robert Grayson, FB, 1933-35
 Robert Hamilton, HB, 1933-35
 James "Monk" Moscrip, E, 1933-35
 Robert Reynolds, T, 1933-35
 Hugh Gallarneau, HB, 1938-40
 Frankie Albert, QB, 1939-41
 Chuck Taylor, G, 1940-42
 Ken Margerum, WR, 1977-80
 William McColl, C, 1949-51
 John Brodie, QB, 1954-56
 Paul Wiggin, DT, 1954-56
 Chris Burford, WR, 1956-59
 Jim Plunkett, QB, 1968-70
 Jeff Siemon, LB, 1968-71
 John Elway, QB, 1979-82
 Darrin Nelson, RB, 1977-78, 80-81

UCLA

Kenny Washington, HB, 1937-39
 Al Sparis, G-LB, 1941-42, 45
 Tom Fears, E, 1946-47
 Donn Moomaw, LB, 1950-52
 Billy Kilmer, TB, 1958-60
 Randy Cross, OG, 1973-75
 Jerry Robinson, LB, 1975-78
 Kenny Easley, DB, 1977-80
 Troy Aikman, QB, 1987-88
 Jonathan Ogden, OT, 1992-95
 John Sciarra, QB, 1972-75
 Cade McNown, QB, 1995-98

USC

Morton Kaer, HB, 1923-26
 Morley Drury, QB, 1925-27
 John W. Baker, G, 1929-31
 Erny Pinckert, HB, 1929-31
 Raymond Brown, T, 1930-32
 Ernest Smith, T, 1930-32
 Aaron Rosenberg, G, 1931-33
 Irvine "Cotton" Warburton, QB, 1932-34
 Harry Smith, G, 1937-39
 John Ferraro, T, 1943-44, 46-47
 Paul Cleary, E, 1946-47

Frank Gifford, HB, 1949-51
 Jon Arnett, HB, 1954-56
 Mike McKeever, G, 1958-60
 Mike Garrett, TB, 1963-65
 Ron Yary, OT, 1965-67
 O. J. Simpson, TB, 1967-68
 Sam Cunningham, RB, 1970-72
 Charles Young, TE, USC, 1970-72
 Lynn Swann, WR, 1971-73
 Anthony Davis, RB, 1972-74
 Richard Wood, LB, USC, 1972-74
 Ricky Bell, RB, 1973-76
 Marvin Powell, OT, 1974-76
 Brad Budde, OG, 1976-79
 Charles White, RB, 1976-79
 Ronnie Lott, S, 1977-80
 Marcus Allen, RB, 1978-81
 Hal Bedsole, TE, USC, 1961-63
 Tony Boeselli, OT, 1991-94
 Troy Polamalu, DB, 1999-2002
 Matt Leinart, QB, 2001-05
 Carson Palmer, QB, 1998-02

WASHINGTON

George Wilson, HB, 1923-25
 Charles O. Carroll, HB, 1926-28
 Paul Schwegler, T, 1929-31
 Max Starcevich, G, 1934-36
 Vic Markov, T, 1935-37
 Don Heinrich, QB, 1949-52
 Hugh McElhenny, HB, 1950-51
 Bob Schloredt, QB, 1958-60
 Steve Emtman, DL, 1989-91
 Lincoln Kennedy, OT, 1989-92

WASHINGTON STATE


Melvin Hein, L, 1928-30
 Glenn Edwards, T, 1929-31
 Reuben Mayes, RB, 1982-85
 Mike Utley, OG, 1985-88
 Jason Hanson, K, 1988-91

PAC-12 COACHES

Ike Armstrong, UTAH, 1925-49
 Hugo Bezdek, ORE, 1913-17
 Walter Camp, STAN, 1892, 1894-95
 Len Casanova, ORE, 1951-66
 John Cooper, ASU, 1985-87
 Gilmour Dobie, WASH, 1908-1916
 Terry Donahue, UCLA, 1976-95
 Dennis Erickson, WSU, 1987-88;
 OSU, 1999-2002; ASU, 2007-11
 Forest Evashevski, WSU, 1950-51
 Orin (Babe) Hollingbery, WSU, 1926-42
 Bill Ingram, CAL, 1931-34
 Don James, WASH, 1975-92
 Howard Jones, USC, 1925-40
 Andrew Kerr, STAN, 1922-23
 Frank Kush, ASU, 1958-79
 Bill McCartney, COLO, 1982-94
 John McKay, USC, 1960-75
 James Phelan, WASH, 1930-41
 Tommy Prothro, OSU, 1955-64;
 UCLA, 1965-70
 John Ralston, STAN, 1963-71
 John Robinson, USC, 1976-82, 93-97
 Darrell Royal, WASH, 1956
 Henry "Red" Sanders, UCLA, 1949-57
 Clark Shaughnessy, STAN, 1940-41
 Lawrence "Buck" Shaw, CAL, 1945
 Andy Smith, CAL, 1916-25
 Chuck Taylor, STAN, 1951-57
 Lynn "Pappy" Waldorf, CAL, 1946-56
 Pop Warner, STAN, 1924-32
 Fielding Yost, STAN, 1900


**1962 • TERRY BAKER, QB
OREGON STATE**

| YEAR | PA | PC | YDS | AVG | TD | ATT | YDS | TD |
|--------------|------------|------------|-------------|-------------|-----------|------------|-------------|-----------|
| 1960 | 117 | 60 | 863 | .513 | 3 | 111 | 610 | 5 |
| 1961 | 134 | 61 | 875 | .455 | 5 | 73 | 355 | 2 |
| 1962 | 203 | 112 | 1738 | .552 | 15 | 115 | 538 | 9 |
| TOTAL | 454 | 233 | 3476 | .513 | 23 | 299 | 1503 | 16 |


**1965 • MIKE GARRETT, HB
USC**


| YEAR | ATT | YDS | AVG | TD | OTHER CAREER STATS: |
|--------------|------------|-------------|------------|-----------|--------------------------------------|
| 1963 | 128 | 833 | 6.5 | 3 | REC-YDS-AVG-TD: 36-399-11.1-3 |
| 1964 | 217 | 948 | 4.3 | 9 | PR-YDS-AVG-TD: 43-498-11.6-2 |
| 1965 | 267 | 1440 | 5.4 | 13 | KOR-YDS-AVG-TD: 30-710-23.7-0 |
| TOTAL | 612 | 3221 | 5.3 | 25 | |


**1967 • GARY BEBAN, QB
UCLA**


| YEAR | PA | PC | YDS | AVG | TD | ATT | YDS | TD |
|--------------|------------|------------|-------------|-------------|-----------|------------|-------------|-----------|
| 1965 | 152 | 78 | 1484 | .513 | 9 | 194 | 590 | 14 |
| 1966 | 157 | 78 | 1245 | .497 | 6 | 123 | 454 | 10 |
| 1967 | 156 | 87 | 1359 | .558 | 8 | 145 | 227 | 11 |
| TOTAL | 465 | 243 | 4087 | .523 | 23 | 462 | 1271 | 35 |


**1968 • O.J. SIMPSON, HB
USC**


| YEAR | ATT | YDS | AVG | TD | OTHER CAREER STATS: |
|--------------|------------|-------------|------------|-----------|--------------------------------------|
| 1967 | 291 | 1543 | 5.3 | 13 | REC-YDS-AVG-TD: 36-320-8.9-0 |
| 1968 | 383 | 1880 | 4.9 | 23 | KOR-YDS-AVG-TD: 15-355-23.7-0 |
| TOTAL | 674 | 3423 | 5.1 | 36 | |


**1970 • JIM PLUNKETT, QB
STANFORD**

| YEAR | PA | PC | YDS | AVG | TD | ATT | YDS | TD |
|--------------|------------|------------|-------------|-------------|-----------|------------|------------|-----------|
| 1968 | 268 | 142 | 2156 | .529 | 14 | 81 | 47 | 6 |
| 1969 | 336 | 197 | 2673 | .586 | 20 | 53 | 113 | 1 |
| 1970 | 358 | 191 | 2715 | .533 | 18 | 78 | 183 | 3 |
| TOTAL | 962 | 530 | 7544 | .551 | 52 | 212 | 343 | 10 |



**1979 • CHARLES WHITE, HB
USC**

| YEAR | ATT | YDS | AVG | TD | OTHER CAREER STATS: |
|--------------|-------------|-------------|------------|-----------|--------------------------------------|
| 1976 | 156 | 858 | 5.5 | 10 | REC-YDS-AVG-TD: 59-541-9.2-4 |
| 1977 | 285 | 1478 | 5.2 | 7 | KOR-YDS-AVG-TD: 21-440-21.0-0 |
| 1978 | 374 | 1859 | 5.0 | 13 | |
| 1979 | 332 | 2050 | 6.2 | 19 | |
| TOTAL | 1147 | 6245 | 5.4 | 49 | |



**1981 • MARCUS ALLEN, HB
USC**

| YEAR | ATT | YDS | AVG | TD | REC | YDS | AVG | TD |
|--------------|------------|-------------|------------|-----------|-----------|------------|------------|----------|
| 1978 | 31 | 171 | 5.5 | 1 | 0 | 0 | 0.0 | 0 |
| 1979 | 114 | 649 | 5.7 | 8 | 22 | 314 | 14.3 | 0 |
| 1980 | 354 | 1563 | 4.4 | 14 | 30 | 231 | 7.7 | 0 |
| 1981 | 433 | 2427 | 5.6 | 22 | 34 | 256 | 7.5 | 1 |
| TOTAL | 932 | 4810 | 5.2 | 45 | 86 | 801 | 9.3 | 1 |



**1994 • RASHAAN SALAAM, TB
COLORADO**

| YEAR | ATT | YDS | AVG | TD | REC | YDS | AVG | TD |
|--------------|------------|-------------|------------|-----------|-----------|------------|-------------|----------|
| 1992 | 27 | 162 | 5.9 | 1 | 1 | 0 | 0.0 | 0 |
| 1993 | 161 | 885 | 5.2 | 8 | 13 | 118 | 9.1 | 0 |
| 1994 | 298 | 2074 | 6.9 | 24 | 24 | 294 | 21.3 | 0 |
| TOTAL | 486 | 3121 | 6.4 | 33 | 38 | 412 | 10.8 | 0 |



**2002 • CARSON PALMER, QB
USC**

| YEAR | PA | PC | YDS | AVG | TD | ATT | YDS | TD |
|--------------|-------------|------------|---------------|-------------|-----------|------------|-------------|----------|
| 1998 | 235 | 130 | 1755 | .553 | 7 | 47 | -116 | 1 |
| 1999 | 53 | 39 | 490 | .736 | 3 | 7 | 2 | 1 |
| 2000 | 415 | 228 | 2914 | .549 | 16 | 63 | 5 | 2 |
| 2001 | 377 | 221 | 2717 | .586 | 13 | 88 | 34 | 1 |
| 2002 | 489 | 309 | 3942 | .632 | 33 | 50 | -122 | 4 |
| TOTAL | 1569 | 927 | 11,818 | .591 | 72 | 255 | -197 | 9 |



**2004 • MATT LEINART, QB
USC**

| YEAR | PA | PC | YDS | AVG | TD | ATT | YDS | TD |
|--------------|-------------|------------|--------------|-------------|-----------|------------|------------|----------|
| 2003 | 402 | 255 | 3556 | .634 | 38 | 32 | -62 | 0 |
| 2004 | 412 | 269 | 3322 | .653 | 33 | 49 | -44 | 3 |
| 2005 | 431 | 283 | 3815 | .657 | 28 | 45 | 34 | 6 |
| TOTAL | 1245 | 807 | 10693 | .648 | 71 | 126 | -72 | 9 |



**2014 • MARCUS MARIOTA, QB
OREGON**

| YEAR | PA | PC | YDS | AVG | TD | ATT | YDS | TD |
|--------------|-------------|------------|--------------|-------------|------------|------------|-------------|-----------|
| 2012 | 336 | 230 | 2627 | .685 | 32 | 106 | 752 | 5 |
| 2013 | 386 | 245 | 3665 | .635 | 31 | 96 | 715 | 9 |
| 2014 | 445 | 304 | 4454 | .683 | 42 | 135 | 770 | 15 |
| TOTAL | 1167 | 779 | 10746 | .668 | 105 | 337 | 2237 | 29 |



1935

| | | |
|---|---------------------|------------|
| 1 | Jay Berwanger | Chicago |
| 2 | Monk Meyer | Army |
| 3 | William Shakespeare | Notre Dame |
| 4 | Pepper Constable | Princeton |

1936

| | | |
|----|--------------------|--------------|
| 1 | Larry Kelly | Yale |
| 2 | Sam Francis | Nebraska |
| 3 | Ray Buivid | Marquette |
| 4 | Sammy Baugh | TCU |
| 5 | Clint Frank | Yale |
| 6 | Ed Widseth | Minnesota |
| 7 | Ace Parker | Duke |
| 8 | Fred Vanzo | Northwestern |
| 9 | Gaynell Tinsley | LSU |
| 10 | Alex Wojciechowicz | Fordham |

1937

| | | |
|----|--------------------|-------------------|
| 1 | Clint Frank | Yale |
| 2 | Byron White | Colorado |
| 3 | Marshall Goldberg | Pittsburgh |
| 4 | Alex Wojciechowicz | Fordham |
| 5 | Joe Kilgore | Alabama |
| 6 | Sid Luckman | Columbia |
| 7 | Carl Hinkle | Vanderbilt |
| 8 | Vic Bottari | California |
| 9 | Sam Chapman | California |
| 10 | Brud Holland | Cornell |

1938

| | | |
|----|--------------------|-------------------|
| 1 | Davey O'Brien | TCU |
| 2 | Marshall Goldberg | Pittsburgh |
| 3 | Sid Luckman | Columbia |
| 4 | Bob MacLeod | Dartmouth |
| 5 | Vic Bottari | California |
| 6 | Howard Weiss | Wisconsin |
| 7 | George Cafego | Tennessee |
| 8 | Kiadrich | TCU |
| 9 | Whitney Beinor | Notre Dame |
| 10 | Dean Hill | Duke |

1939

| | | |
|----|-------------------------|---------------|
| 1 | Nile Kinnick | Iowa |
| 2 | Tom Harmon | Michigan |
| 3 | Paul Christman | Missouri |
| 4 | George Cafego | Tennessee |
| 5 | John Kimbrough | Texas A&M |
| 6 | Kenny Washington | UCLA |
| 7 | Ken Kavanaugh | LSU |
| 8 | Banks McFadden | Clemson |
| 9 | Jay Graybeal | Oregon |
| 10 | John Schiechl | Santa Clara |

1940

| | | |
|----|------------------------|-----------------|
| 1 | Tom Harmon | Michigan |
| 2 | John Kimbrough | Texas A&M |
| 3 | George Franck | Minnesota |
| 4 | Frankie Albert | Stanford |
| 5 | Paul Christman | Missouri |
| 6 | Bob Suffridge | Tennessee |
| 7 | Charles O'Rourke | Boston College |
| 8 | Norman Standlee | Stanford |
| 9 | Marshall Robnett | Texas A&M |
| 10 | Walt Matusczak | Cornell |

1941

| | | |
|----|-----------------------|-----------------|
| 1 | Bruce Smith | Minnesota |
| 2 | Angelo Bertelli | Notre Dame |
| 3 | Frankie Albert | Stanford |
| 4 | Frank Sinkwich | Georgia |
| 5 | Bill Dudley | Virginia |
| 6 | Endicott Peabody | Harvard |
| 7 | Edgar Jones | Pittsburgh |
| 8 | Bob Westfall | Michigan |
| 9 | Steve Lach | Duke |
| 10 | Jack Crain | Texas |

1942

| | | |
|----|-------------------|----------------|
| 1 | Frank Sinkwich | Georgia |
| 2 | Paul Governali | Columbia |
| 3 | Clint Castleberry | Georgia Tech |
| 4 | Mike Holvak | Boston College |
| 5 | Bill Hillenbrand | Indiana |
| 6 | Angelo Bertelli | Notre Dame |
| 7 | Dick Wildung | Minnesota |
| 8 | Gene Fekete | Ohio State |
| 9 | Glenn Dobbs | Tulsa |
| 10 | Dave Schreiner | Wisconsin |

1943

| | | |
|---|------------------|--------------|
| 1 | Angelo Bertelli | Notre Dame |
| 2 | Bob Odell | Pennsylvania |
| 3 | Otto Graham | Northwestern |
| 4 | Creighton Miller | Notre Dame |
| 5 | Eddie Prokop | Georgia Tech |
| 6 | Hal Hamburg | Navy |
| 7 | Bill Daley | Michigan |
| 8 | Tony Butkovich | Purdue |
| 9 | Jim White | Notre Dame |

1944

| | | |
|----|-------------------|-----------------|
| 1 | Les Horvath | Ohio State |
| 2 | Glenn Davis | Army |
| 3 | Felix Blanchard | Army |
| 4 | Don Whitmire | Navy |
| 5 | Buddy Young | Illinois |
| 6 | Bob Kelly | Notre Dame |
| 7 | Bob Jenkins | Navy |
| 8 | Doug Kenna | Army |
| 9 | Bob Fenimore | Oklahoma A&M |
| 10 | Shorty McWilliams | Mississippi St. |

1945

| | | |
|---|------------------|--------------|
| 1 | Felix Blanchard | Army |
| 2 | Glenn Davis | Army |
| 3 | Bob Fenimore | Oklahoma A&M |
| 4 | Herman Wedemeyer | St. Mary's |
| 5 | Harry Gilmer | Alabama |
| 6 | Frank Dancewicz | Notre Dame |
| 7 | Warren Amling | Ohio State |
| 8 | Pete Pihos | Indiana |
| 9 | Clyde Scott | Navy |

1946

| | | |
|---|---------------------|-------------|
| 1 | Glenn Davis | Army |
| 2 | Charles Trippi | Georgia |
| 3 | John Lujak | Notre Dame |
| 4 | Felix Blanchard | Army |
| 5 | Herman Wedemeyer | St. Mary's |
| 6 | Arnold Tucker | Army |
| 7 | Harry Gilmer | Alabama |
| 8 | Burr Baldwin | UCLA |
| 9 | Bobby Layne | Texas |

1947

| | | |
|---|-----------------|-------------|
| 1 | John Lujak | Notre Dame |
| 2 | Bob Chappuis | Michigan |
| 3 | Doak Walker | SMU |
| 4 | Charley Conerly | Mississippi |
| 5 | Harry Gilmer | Alabama |
| 6 | Bobby Layne | Texas |
| 7 | Chuch Bednarik | Penn |
| 8 | Bill Swiacki | Columbia |

1948

| | | |
|---|--------------------------|-------------------|
| 1 | Doak Walker | SMU |
| 2 | Charlie Justice | North Carolina |
| 3 | Check Bednarik | Pennsylvania |
| 4 | Jackie Jensen | California |
| 5 | Stanley Heath | Nevada |
| 6 | Norm Van Brocklin | Oregon |
| 7 | Emil Sitko | Notre Dame |
| 8 | Jack Mitchell | Oklahoma |

1949

| | | |
|---|--------------------|----------------|
| 1 | Leon Hart | Notre Dame |
| 2 | Charlie Justice | North Carolina |
| 3 | Doak Walker | SMU |
| 4 | Arnold Galiffa | Army |
| 5 | Bob Williams | Notre Dame |
| 6 | Eddie LeBaron | Pacific |
| 7 | Clayton Tonnemaker | Minnesota |
| 8 | Emil Sitko | Notre Dame |

1950

| | | |
|---|----------------|--------------|
| 1 | Vic Janowicz | Ohio State |
| 2 | Kyle Rote | SMU |
| 3 | Red Bagnell | Pennsylvania |
| 4 | Babe Parilli | Kentucky |
| 5 | Bobby Reynolds | Nebraska |
| 6 | Bob Williams | Notre Dame |
| 7 | Leon Heath | Oklahoma |
| 8 | Dan Foldberg | Army |

1951

| | | |
|---|-----------------------|-------------------|
| 1 | Dick Kazmaier | Princeton |
| 2 | Hank Lauricella | Tennessee |
| 3 | Babe Parilli | Kentucky |
| 4 | Bill McColl | Stanford |
| 5 | John Bright | Drake |
| 6 | John Karras | Illinois |
| 7 | Larry Isbell | Baylor |
| 8 | Hugh McElhenny | Washington |
| 9 | Ollie Matson | San Francisco |

1952

| | | |
|---|---------------------|-------------------|
| 1 | Billy Vessels | Oklahoma |
| 2 | Jack Scarbath | Maryland |
| 3 | Paul Giel | Minnesota |
| 4 | Don Moomaw | UCLA |
| 5 | John Lattner | Notre Dame |
| 6 | Paul Cameron | UCLA |
| 7 | Jim Sears | USC |
| 8 | Don McAuliffe | Michigan State |
| 9 | Don Heinrich | Washington |

1953

| | | |
|---|---------------------|-----------------|
| 1 | John Lattner | Notre Dame |
| 2 | Paul Giel | Minnesota |
| 3 | Paul Cameron | UCLA |
| 4 | Bernie Faloney | Maryland |
| 5 | Bob Garrett | Stanford |
| 6 | Alan Ameche | Wisconsin |
| 7 | J.C. Caroline | Illinois |
| 8 | J.D. Roberts | Oklahoma |
| 9 | Lamar McHan | Arkansas |

1954

| | | |
|----|--------------------|-------------------|
| 1 | Alan Ameche | Wisconsin |
| 2 | Kurt Burriss | Oklahoma |
| 3 | Howard Cassady | Ohio State |
| 4 | Ralph Guglielmi | Notre Dame |
| 5 | Paul Larson | California |
| 6 | Dick Moegle | Rice |
| 7 | Jack Elena | UCLA |
| 8 | George Shaw | Oregon |
| 9 | Pete Vann | Army |
| 10 | Bob McNamara | Minnesota |

1955

| | | |
|----|-------------------|----------------|
| 1 | Howard Cassady | Ohio State |
| 2 | Jim Swink | TCU |
| 3 | George Welsh | Navy |
| 4 | Earl Morrall | Michigan State |
| 5 | Paul Hornung | Notre Dame |
| 6 | Bob Pellegrini | Maryland |
| 7 | Ron Beagle | Navy |
| 8 | Ron Kramer | Michigan |
| 9 | Bo Bolinger | Oklahoma |
| 10 | Jon Arnett | USC |

1956

| | | |
|----|--------------------|-----------------|
| 1 | Paul Hornung | Notre Dame |
| 2 | John Majors | Tennessee |
| 3 | Tommy McDonald | Oklahoma |
| 4 | Jerry Tubbs | Oklahoma |
| 5 | Jimmy Brown | Syracuse |
| 6 | Ron Kramer | Michigan |
| 7 | John Brodie | Stanford |
| 8 | Jim Parker | Ohio State |
| 9 | Kenny Ploen | Iowa |
| 10 | Joe Walton | Pittsburgh |

1957

| | | |
|----|---------------------|----------------|
| 1 | John David Crow | Texas A&M |
| 2 | Alex Karras | Iowa |
| 3 | Walt Kowalczyk | Michigan State |
| 4 | Lou Michaels | Kentucky |
| 5 | Tom Forrestal | Navy |
| 6 | Jim Phillips | Auburn |
| 7 | Bob Anderson | Army |
| 8 | Dan Currie | Michigan State |
| 9 | Clendon Thomas | Oklahoma |
| 10 | Lee Grosscup | Utah |

1958

| | | |
|----|------------------|--------------------|
| 1 | Peter Dawkins | Army |
| 2 | Randy Duncan | Iowa |
| 3 | Billy Cannon | LSU |
| 4 | Bob White | Ohio State |
| 5 | Joe Kapp | California |
| 6 | Bill Austin | Rutgers |
| 7 | Bob Harrison | Oklahoma |
| 8 | Dick Bass | College of Pacific |
| 9 | Don Meredith | SMU |
| 10 | Nick Pietrosante | Notre Dame |

1959

| | | |
|----|-----------------|----------------|
| 1 | Billy Cannon | LSU |
| 2 | Richie Lucas | Penn State |
| 3 | Don Meredith | SMU |
| 4 | Bill Burrell | Illinois |
| 5 | Charles Flowers | Mississippi |
| 6 | Dean Look | Michigan State |
| 7 | Dale Hackbart | Wisconsin |
| 8 | Dwight Nichols | Iowa State |
| 9 | Monty Stickles | Notre Dame |
| 10 | Ron Burton | Northwestern |

1960

| | | |
|----|--------------------|------------------|
| 1 | Joe Bellino | Navy |
| 2 | Tom Brown | Minnesota |
| 3 | Jake Gibbs | Mississippi |
| 4 | Ed Dyas | Auburn |
| 5 | Bill Kilmer | UCLA |
| 6 | Mike Ditka | Pittsburgh |
| 7 | Tom Matte | Ohio State |
| 8 | Dan LaRose | Missouri |
| 9 | Pervis Atkins | New Mexico State |
| 10 | E.J. Holub | Texas Tech |

1961

| | | |
|----|------------------|-----------------|
| 1 | Ernie Davis | Syracuse |
| 2 | Bob Ferguson | Ohio State |
| 3 | Jimmy Saxton | Texas |
| 4 | Sandy Stephens | Minnesota |
| 5 | Pat Trammell | Alabama |
| 6 | Joe Romig | Colorado |
| 7 | John Hadl | Kansas |
| 8 | Gary Collins | Maryland |
| 9 | Roman Gabriel | N.C. State |
| 10 | Merlin Olsen | Utah State |

1962

| | | |
|----|--------------------|---------------------|
| 1 | TERRY BAKER | OREGON STATE |
| 2 | Jerry Stovall | LSU |
| 3 | Bobby Bell | Minnesota |
| 4 | Lee Roy Jordan | Alabama |
| 5 | George Mira | Miami |
| 6 | Pat Richter | Wisconsin |
| 7 | George Saines | Michigan State |
| 8 | Billy Lothridge | Georgia Tech |
| 9 | Ron Vander Kelen | Wisconsin |
| 10 | Eldon Fortie | Brigham Young |

1963

| | | |
|----|-----------------|----------------|
| 1 | Roger Staubach | Navy |
| 2 | Billy Lothridge | Georgia Tech |
| 3 | Sherman Lewis | Michigan State |
| 4 | Don Trull | Baylor |
| 5 | Scott Appleton | Texas |
| 6 | Dick Butkus | Illinois |
| 7 | Jimmy Sidle | Auburn |
| 8 | Terry Isaacson | Air Force |
| 9 | Jay Wilkinson | Duke |
| 10 | George Mira | Miami |

1964

| | | |
|----|---------------------|-------------------|
| 1 | John Huarte | Notre Dame |
| 2 | Jerry Rhome | Tulsa |
| 3 | Dick Butkus | Illinois |
| 4 | Bob Timberlake | Michigan |
| 5 | Jack Snow | Notre Dame |
| 6 | Tucker Frederickson | Auburn |
| 7 | Craig Morton | California |
| 8 | Steve DeLong | Tennessee |
| 9 | Cosmo Iacavazzi | Princeton |
| 10 | Brian Piccolo | Wake Forest |

1965

| | | |
|----|---------------------|----------------|
| 1 | MIKE GARRETT | USC |
| 2 | Howard Twilley | Tulsa |
| 3 | Jim Grabowski | Illinois |
| 4 | Donny Anderson | Texas Tech |
| 5 | Floyd Little | Syracuse |
| 6 | Steve Juday | Michigan State |
| 7 | Tommy Nobis | Texas |
| 8 | Bob Griese | Purdue |
| 9 | Steve Spurrier | Florida |
| 10 | Steve Sloan | Alabama |

1966

| | | |
|----|-------------------|----------------|
| 1 | Steve Spurrier | Florida |
| 2 | Bob Griese | Purdue |
| 3 | Nick Eddy | Notre Dame |
| 4 | Gary Beban | UCLA |
| 5 | Floyd Little | Syracuse |
| 6 | Clint Jones | Michigan State |
| 7 | Mel Farr | UCLA |
| 8 | Terry Hanratty | Notre Dame |
| 9 | Loyd Phillips | Arkansas |
| 10 | George Patton | Georgia |

1967

| | | |
|----|---------------------|---------------|
| 1 | GARY BEBAN | UCLA |
| 2 | O.J. Simpson | USC |
| 3 | Leroy Keyes | Purdue |
| 4 | Larry Csonka | Syracuse |
| 5 | Kim Hammond | Florida State |
| 6 | Bob Johnson | Tennessee |
| 7 | Granville Liggins | Oklahoma |
| 8 | Dewey Warren | Tennessee |
| 9 | Wayne Meylan | Nebraska |
| 10 | Terry Hanratty | Notre Dame |

1968

| | | |
|----|---------------------|---------------|
| 1 | O.J. SIMPSON | USC |
| 2 | Leroy Keyes | Purdue |
| 3 | Terry Hanratty | Notre Dame |
| 4 | Ted Kwalick | Penn State |
| 5 | Ted Hendricks | Miami |
| 6 | Ron Johnson | Michigan |
| 7 | Bobby Douglas | Kansas |
| 8 | Chris Gilbert | Texas |
| 9 | Brian Dowling | Yale |
| 10 | Ron Sellers | Florida State |

1969

| | | |
|----|---------------------|-----------------|
| 1 | Steve Owens | Oklahoma |
| 2 | Mike Phipps | Purdue |
| 3 | Rex Kern | Ohio State |
| 4 | Archie Manning | Mississippi |
| 5 | Mike Reid | Penn State |
| 6 | Mike McCoy | Notre Dame |
| 7 | Jim Otis | Ohio State |
| 8 | Jim Plunkett | Stanford |
| 9 | Steve Kiner | Tennessee |
| 10 | Jack Tatum | Ohio State |

1970

| | | |
|----|---------------------|-----------------|
| 1 | JIM PLUNKETT | STANFORD |
| 2 | Joe Theismann | Notre Dame |
| 3 | Archie Manning | Mississippi |
| 4 | Steve Wooster | Texas |
| 5 | Rex Kern | Ohio State |
| 6 | Pat Sullivan | Auburn |
| 7 | Jack Tatum | Ohio State |
| 8 | Ernie Jennings | Air Force |
| 9 | Don McCauley | North Carolina |
| 10 | Lynn Dickey | Kansas State |



1971

| | | |
|----|-----------------|----------------|
| 1 | Pat Sullivan | Auburn |
| 2 | Ed Marinaro | Cornell |
| 3 | Greg Pruitt | Oklahoma |
| 4 | John Musso | Alabama |
| 5 | Lydell Mitchell | Penn State |
| 6 | Jack Mildren | Oklahoma |
| 7 | Jerry Tagge | Nebraska |
| 8 | Chuck Ealey | Toledo |
| 9 | Walt Patulski | Notre Dame |
| 10 | Eric Allen | Michigan State |

1972

| | | |
|----|-----------------|---------------|
| 1 | Johnny Rodgers | Nebraska |
| 2 | Greg Pruitt | Oklahoma |
| 3 | Rich Glover | Nebraska |
| 4 | Bert Jones | LSU |
| 5 | Terry Davis | Alabama |
| 6 | John Hufnagel | Penn State |
| 7 | George Amundsen | Iowa State |
| 8 | Otis Armstrong | Purdue |
| 9 | Don Strock | Virginia Tech |
| 10 | Gary Huff | Florida State |

1973

| | | |
|----|-----------------------|----------------------|
| 1 | John Capelletti | Penn State |
| 2 | John Hicks | Ohio State |
| 3 | Roosevelt Leaks | Texas |
| 4 | David Jaynes | Kansas |
| 5 | Archie Griffin | Ohio State |
| 6 | Randy Gradishar | Ohio State |
| 7 | Lucious Selmon | Oklahoma |
| 8 | Woody Green | Arizona State |
| 9 | Danny White | Arizona State |
| 10 | Kermit Johnson | UCLA |

1974

| | | |
|----|-------------------------|-------------------|
| 1 | Archie Griffin | Ohio State |
| 2 | Anthony Davis | USC |
| 3 | Joe Washington | Oklahoma |
| 4 | Tom Clements | Notre Dame |
| 5 | Dave Humm | Nebraska |
| 6 | Dennis Franklin | Michigan State |
| 7 | Rod Shoate | Oklahoma |
| 8 | Gary Scheide | Brigham Young |
| 9 | Randy White | Maryland |
| 10 | Steve Bartkowski | California |

1975

| | | |
|----|---------------------|-------------------|
| 1 | Archie Griffin | Ohio State |
| 2 | Chuck Muncie | California |
| 3 | Ricky Bell | USC |
| 4 | Tony Dorsett | Pittsburgh |
| 5 | Joe Washington | Oklahoma |
| 6 | Jimmy Dubose | Florida |
| 7 | John Sciarra | UCLA |
| 8 | Gordon Bell | Michigan |
| 9 | Lee Roy Selmon | Oklahoma |
| 10 | Gene Swick | Toledo |

1976

| | | |
|----|-----------------------|-------------------|
| 1 | Tony Dorsett | Pittsburgh |
| 2 | Ricky Bell | USC |
| 3 | Rob Lytle | Michigan |
| 4 | Terry Miller | Oklahoma State |
| 5 | Tommy Kramer | Rice |
| 6 | Gifford Nielsen | Brigham Young |
| 7 | Ray Goff | Georgia |
| 8 | Mike Voight | North Carolina |
| 9 | Joe Roth | California |
| 10 | Jeff Dankworth | UCLA |

1977

| | | |
|----|---------------------|-----------------|
| 1 | Earl Campbell | Texas |
| 2 | Terry Miller | Oklahoma State |
| 3 | Ken MacAfee | Notre Dame |
| 4 | Doug Williams | Grambling |
| 5 | Ross Browner | Notre Dame |
| 6 | Guy Benjamin | Stanford |
| 7 | Matt Cavanaugh | Pittsburgh |
| 8 | Rick Leach | Michigan |
| 9 | Charles Alexander | LSU |
| 10 | Wes Chandler | Florida |

1978

| | | |
|----|-----------------------|-------------------------|
| 1 | Billy Sims | Oklahoma |
| 2 | Chuck Fusina | Penn State |
| 3 | Rick Leach | Michigan |
| 4 | Charles White | USC |
| 5 | Charles Alexander | LSU |
| 6 | Ted Brown | N.C. State |
| 7 | Steve Fuller | Clemson |
| 8 | Eddie Lee Ivery | Georgia Tech |
| 9 | Jack Thompson | Washington State |
| 10 | Jerry Robinson | UCLA |

1979

| | | |
|----|----------------------|----------------|
| 1 | CHARLES WHITE | USC |
| 2 | Billy Sims | Oklahoma |
| 3 | Marc Wilson | Brigham Young |
| 4 | Art Schlichter | Ohio State |
| 5 | Vagas Ferguson | Notre Dame |
| 6 | Paul McDonald | USC |
| 7 | George Rogers | South Carolina |
| 8 | Mark Hermann | Purdue |
| 9 | Ron Simmons | Florida State |
| 10 | Steadman Shealy | Alabama |

1980

| | | |
|----|-------------------|----------------|
| 1 | George Rogers | South Carolina |
| 2 | Hugh Green | Pittsburgh |
| 3 | Herschel Walker | Georgia |
| 4 | Mark Hermann | Purdue |
| 5 | Jim McMahon | Brigham Young |
| 6 | Art Schlichter | Ohio State |
| 7 | Neil Lomax | Portland State |
| 8 | Jarvis Redwine | Nebraska |
| 9 | Ken Easley | UCLA |
| 10 | Anthony Carter | Michigan |

1981

| | | |
|----|----------------------|-----------------|
| 1 | MARCUS ALLEN | USC |
| 2 | Herschel Walker | Georgia |
| 3 | Jim McMahon | Brigham Young |
| 4 | Dan Marino | Pittsburgh |
| 5 | Art Schlichter | Ohio State |
| 6 | Darrin Nelson | Stanford |
| 7 | Anthony Carter | Michigan |
| 8 | Kenneth Sims | Texas |
| 9 | Reggie Collier | So. Mississippi |
| 10 | Rich Diana | Yale |

1982

| | | |
|----|-------------------|-----------------|
| 1 | Herschel Walker | Georgia |
| 2 | John Elway | Stanford |
| 3 | Eric Dickerson | SMU |
| 4 | Anthony Carter | Michigan |
| 5 | Dave Rimington | Nebraska |
| 6 | Todd Blackledge | Penn State |
| 7 | Tom Ramsey | UCLA |
| 8 | Tony Eason | Illinois |
| 9 | Dan Marino | Pittsburgh |
| 10 | Mike Rozier | Nebraska |

1983

| | | |
|----|-------------------|----------------|
| 1 | Mike Rozier | Nebraska |
| 2 | Steve Young | Brigham Young |
| 3 | Doug Flutie | Boston College |
| 4 | Turner Gill | Nebraska |
| 5 | Terry Hoage | Georgia |
| 6 | Napoleon McCallum | Navy |
| 7 | Jeff Hostetler | West Virginia |
| 8 | Bill Fralic | Pittsburgh |
| 9 | Walter Lewis | Alabama |
| 10 | Boomer Esiason | Maryland |

1984

| | | |
|----|---------------------|-------------------------|
| 1 | Doug Flutie | Boston College |
| 2 | Keith Byars | Ohio State |
| 3 | Robbie Bosco | Brigham Young |
| 4 | Bernie Kosar | Miami |
| 5 | Kenneth Davis | TCU |
| 6 | Bill Fralic | Pittsburgh |
| 7 | Chuck Long | Iowa |
| 8 | Greg Allen | Florida State |
| 9 | Jerry Rice | Mississippi Valley |
| 10 | Rueben Mayes | Washington State |

1985

| | | |
|----|-------------------|----------------|
| 1 | Bo Jackson | Auburn |
| 2 | Chuck Long | Iowa |
| 3 | Robbie Bosco | Brigham Young |
| 4 | Lorenzo White | Michigan State |
| 5 | Vinny Testaverde | Miami |
| 6 | Jim Everett | Purdue |
| 7 | Napoleon McCallum | Navy |
| 8 | Allen Pinkett | Notre Dame |
| 9 | Joe Dudek | Plymouth State |
| 10 | Brian McClure | Bowling Green |

1986

| | | |
|----|-------------------|--------------|
| 1 | Vinny Testaverde | Miami |
| 2 | Paul Palmer | Temple |
| 3 | Jim Harbaugh | Michigan |
| 4 | Brian Bosworth | Oklahoma |
| 5 | Gordie Lockbaum | Holy Cross |
| 6 | Brent Fullwood | Auburn |
| 7 | Cornelius Bennett | Alabama |
| 8 | D.J. Dozier | Penn State |
| 9 | Kevin Sweeney | Fresno State |
| 10 | Chris Spielman | Ohio State |

1987

| | | |
|----|---------------------|----------------|
| 1 | Tim Brown | Notre Dame |
| 2 | Don McPherson | Syracuse |
| 3 | Gordie Lockbaum | Holy Cross |
| 4 | Lorenzo White | Michigan State |
| 5 | Craig Heyward | Pittsburgh |
| 6 | Chris Spielman | Ohio State |
| 7 | Thurman Thomas | Oklahoma State |
| 8 | Gaston Green | UCLA |
| 9 | Emmitt Smith | Florida |
| 10 | Bobby Humphrey | Alabama |

1988

| | | |
|----|-----------------------|-------------------------|
| 1 | Barry Sanders | Oklahoma State |
| 2 | Rodney Peete | USC |
| 3 | Troy Aikman | UCLA |
| 4 | Steve Walsh | Miami |
| 5 | Major Harris | West Virginia |
| 6 | Tony Mandarich | Michigan State |
| 7 | Timm Rosenbach | Washington State |
| 8 | Deion Sanders | Florida State |
| 9 | Anthony Thompson | Indiana |
| 10 | Derrick Thomas | Alabama |

1989

| | | |
|----|---------------------|-----------------|
| 1 | Andre Ware | Houston |
| 2 | Anthony Thompson | Indiana |
| 3 | Major Harris | West Virginia |
| 4 | Tony Rice | Notre Dame |
| 5 | Darian Hagan | Colorado |
| 6 | Dee Dowis | Air Force |
| 7 | Emmitt Smith | Florida |
| 8 | Percy Snow | Michigan State |
| 9 | Ty Detmer | Brigham Young |
| 10 | Raghib Ismail | Notre Dame |

1990

| | | |
|----|----------------------|-------------------|
| 1 | Ty Detmer | Brigham Young |
| 2 | Raghib Ismail | Notre Dame |
| 3 | Eric Bieniemy | Colorado |
| 4 | Shawn Moore | Virginia |
| 5 | David Klingler | Houston |
| 6 | Herman Moore | Virginia |
| 7 | Greg Lewis | Washington |
| 8 | Craig Erickson | Miami |
| 9 | Darren Lewis | Texas A&M |
| 10 | Mike Mayweather | Army |

1991

| | | |
|----|---------------------|-------------------|
| 1 | Desmond Howard | Michigan |
| 2 | Casey Weldon | Florida State |
| 3 | Ty Detmer | Brigham Young |
| 4 | Steve Emtman | Washington |
| 5 | Shane Matthews | Florida |
| 6 | Vaughn Dunbar | Indiana |
| 7 | Jeff Blake | East Carolina |
| 8 | Terrell Buckley | Florida State |
| 9 | Marshall Faulk | San Diego State |
| 10 | Bucky Richardson | Texas A&M |

1992

| | | |
|----|---------------------|-------------------------|
| 1 | Gino Torretta | Miami |
| 2 | Marshall Faulk | San Diego State |
| 3 | Garrison Hearst | Georgia |
| 4 | Marvin Jones | Florida State |
| 5 | Reggie Brooks | Notre Dame |
| 6 | Charlie Ward | Florida State |
| 7 | Michael Barrow | Miami |
| 8 | Drew Bledsoe | Washington State |
| 9 | Glyn Milburn | Stanford |
| 10 | Eric Curry | Alabama |

1993

| | | |
|----|--------------------|-------------------|
| 1 | Charlie Ward | Florida State |
| 2 | Heath Shuler | Tennessee |
| 3 | David Palmer | Alabama |
| 4 | Marshall Faulk | San Diego State |
| 5 | Glenn Foley | Boston College |
| 6 | LeShon Johnson | Northern Illinois |
| 7 | J.J. Stokes | UCLA |
| 8 | Tyrone Wheatley | Michigan |
| 9 | Trent Dilfer | Fresno State |
| 10 | Eric Zeier | Georgia |

1994

| | | |
|---|-------------------------|-------------------|
| 1 | RASHAAN SALAAM | COLORADO |
| 2 | Ki-Jana Carter | Penn State |
| 3 | Steve McNair | Alcorn State |
| 4 | Kerry Collins | Penn State |
| 5 | Jay Barker | Alabama |
| 6 | Warren Sapp | Miami |
| 7 | Eric Zeier | Georgia |
| 8 | Lawrence Phillips | Nebraska |
| 9 | Napoleon Kaufman | Washington |
| | Zach Wiegert | Nebraska |

1995

| | | |
|----|-------------------------|---------------|
| 1 | Eddie George | Ohio State |
| 2 | Tommie Frazier | Nebraska |
| 3 | Danny Wuerffel | Florida |
| 4 | Darnell Autry | Northwestern |
| 5 | Troy Davis | Iowa State |
| 6 | Peyton Manning | Tennessee |
| 7 | Keyshawn Johnson | USC |
| 8 | Tim Biakabutuka | Michigan |
| 9 | Warrick Dunn | Florida State |
| 10 | Bobby Hoying | Ohio State |

1996

| | | |
|----|---------------------|----------------------|
| 1 | Danny Wuerffel | Florida |
| 2 | Troy Davis | Iowa State |
| 3 | Jake Plummer | Arizona State |
| 4 | Orlando Pace | Ohio State |
| 5 | Warrick Dunn | Florida State |
| 6 | Byron Hanspard | Texas Tech |
| 7 | Darnell Autry | Northwestern |
| 8 | Peyton Manning | Tennessee |
| 9 | Marcus Harris | Wyoming |
| 10 | Beau Morgan | Air Force |

1997

| | | |
|----|--------------------|-------------------------|
| 1 | Charles Woodson | Michigan |
| 2 | Peyton Manning | Tennessee |
| 3 | Ryan Leaf | Washington State |
| 4 | Randy Moss | Marshall |
| 5 | Ricky Williams | Texas |
| 6 | Curtis Enis | Penn State |
| 7 | Tim Dwight | Iowa |
| 8 | Cade McNown | UCLA |
| 9 | Tim Couch | Kentucky |
| 10 | Amos Zerouoe | West Virginia |

1998

| | | |
|----|--------------------|-----------------|
| 1 | Ricky Williams | Texas |
| 2 | Michael Bishop | Kansas State |
| 3 | Cade McNown | UCLA |
| 4 | Tim Couch | Kentucky |
| 5 | Donovan McNabb | Syracuse |
| 6 | Daunte Culpepper | Central Florida |
| 7 | Champ Bailey | Georgia |
| 8 | Torry Holt | N.C. State |
| 9 | Joe Germaine | Ohio State |
| 10 | Shaun King | Tulane |

1999

| | | |
|----|------------------|----------------|
| 1 | Ron Dayne | Wisconsin |
| 2 | Joe Hamilton | Georgia Tech |
| 3 | Michael Vick | Virginia Tech |
| 4 | Drew Brees | Purdue |
| 5 | Chad Pennington | Marshall |
| 6 | Peter Warrick | Florida State |
| 7 | Shaun Alexander | Alabama |
| 8 | Thomas Jones | Virginia |
| 9 | Le Var Arrington | Penn State |
| 10 | Tim Rattay | Louisiana Tech |

2000

| | | |
|----|---------------------------|---------------------|
| 1 | Chris Weinke | Florida State |
| 2 | Josh Heupel | Oklahoma |
| 3 | Drew Brees | Purdue |
| 4 | LaDainian Tomlinson | Texas Christian |
| 5 | Damien Andersen | Northwestern |
| 6 | Michael Vick | Virginia Tech |
| 7 | Santana Moss | Miami |
| 8 | Marques Tuiasosopo | Washington |
| 9 | Ken Simonton | Oregon State |
| 10 | Rudi Johnson | Auburn |

2001

| | | |
|----|------------------------|----------------|
| 1 | Eric Crouch | Nebraska |
| 2 | Rex Grossman | Florida |
| 3 | Ken Dorsey | Miami |
| 4 | Joey Harrington | Oregon |
| 5 | David Carr | Fresno State |
| 6 | Antwaan Randle El | Indiana |
| 7 | Roy Williams | Oklahoma |
| 8 | Bryant McKinnie | Miami |
| 9 | Dwight Freeney | Syracuse |
| 10 | Julius Peppers | North Carolina |

2002

| | | |
|----|----------------------|-------------------------|
| 1 | CARSON PALMER | USC |
| 2 | Brad Banks | Iowa |
| 3 | Larry Johnson | Penn State |
| 4 | Willis McGahee | Miami |
| 5 | Ken Dorsey | Miami |
| 6 | Byron Leftwich | Marshall |
| 7 | Jason Gesser | Washington State |
| 8 | Chris Brown | Colorado |
| 9 | Kliff Kingsbury | Texas Tech |
| 10 | Quentin Griffin | Oklahoma |

2003

| | | |
|----|----------------------|----------------------|
| 1 | Jason White | Oklahoma |
| 2 | Larry Fitzgerald | Pittsburgh |
| 3 | Chris Perry | Michigan |
| 4 | Eli Manning | Mississippi |
| 5 | Darren Sproles | Kansas State |
| 6 | Matt Leinart | USC |
| 7 | Phillip Rivers | North Carolina State |
| 8 | Mike Williams | USC |
| 9 | Ben Roethlisberger | Miami (OH) |
| 10 | B.J. Symons | Texas Tech |

2004

| | | |
|----|-----------------------|-------------------|
| 1 | MATT LEINART | USC |
| 2 | Adrian Peterson | Oklahoma |
| 3 | Jason White | Oklahoma |
| 4 | Alex Smith | Utah |
| 5 | Reggie Bush | USC |
| 6 | Cedric Benson | Texas |
| 7 | Jason Campbell | Auburn |
| 8 | J.J. Arrington | California |
| 9 | Aaron Rodgers | California |
| 10 | Braylon Edwards | Michigan |

2005

| | | |
|----|------------------------------|-------------------------|
| 1 | Removed by the Heisman Trust | |
| 2 | Vince Young | Texas |
| 3 | Matt Leinart | USC |
| 4 | Brady Quinn | Notre Dame |
| 5 | Michael Robinson | Penn State |
| 6 | A.J. Hawk | Ohio State |
| 7 | DeAngelo Williams | Memphis |
| 8 | Drew Olson | UCLA |
| 9 | Jerome Harrison | Washington State |
| 10 | Elvis Dumervil | Louisville |

2006

| | | |
|----|-----------------------|---------------|
| 1 | Troy Smith | Ohio State |
| 2 | Darren McFadden | Arkansas |
| 3 | Brady Quinn | Notre Dame |
| 4 | Steve Slaton | West Virginia |
| 5 | Mike Hart | Michigan |
| 6 | Colt Brennan | Hawaii |
| 7 | Ray Rice | Rutgers |
| 8 | Ian Johnson | Boise State |
| 9 | Dwayne Jarrett | USC |
| 10 | Calvin Johnson | Georgia Tech |



2007

| | | |
|----|---------------------|-----------------|
| 1 | Tim Tebow | Florida |
| 2 | Darren McFadden | Arkansas |
| 3 | Colt Brennan | Hawai'i |
| 4 | Chase Daniel | Missouri |
| 5 | Dennis Dixon | Oregon |
| 6 | Patrick White | West Virginia |
| 7 | Matt Ryan | Boston College |
| 8 | Kevin Smith | Central Florida |
| 9 | Glenn Dorsey | LSU |
| 10 | Chris Long | Virginia |

2008

| | | |
|----|--------------------|----------------|
| 1 | Sam Bradford | Oklahoma |
| 2 | Colt McCoy | Texas |
| 3 | Tim Tebow | Florida |
| 4 | Graham Harrell | Texas Tech |
| 5 | Michael Crabtree | Texas Tech |
| 6 | Shonn Green | Iowa |
| 7 | Patrick White | West Virginia |
| 8 | Nate Davis | Ball State |
| 9 | Rey Mauluga | USC |
| 10 | Javon Ringer | Michigan State |

2009

| | | |
|----|---------------------|-----------------|
| 1 | Mark Ingram | Alabama |
| 2 | Toby Gerhart | Stanford |
| 3 | Colt McCoy | Texas |
| 4 | Ndamukong Suh | Nebraska |
| 5 | Tim Tebow | Florida |
| 6 | C.J. Spiller | Clemson |
| 7 | Kellen Moore | Boise State |
| 8 | Case Keenum | Houston |
| 9 | Mardy Gilyard | Cincinnati |
| 10 | Golden Tate | Notre Dame |

2010

| | | |
|----|------------------------|-----------------|
| 1 | Cam Newton | Auburn |
| 2 | Andrew Luck | Stanford |
| 3 | LaMichael James | Oregon |
| 4 | Kellen Moore | Boise State |
| 5 | Justin Blackmon | Oklahoma State |
| 6 | Denard Robinson | Michigan |
| 7 | Ryan Mallet | Arkansas |
| 8 | Colin Kaepernick | Nevada |
| 9 | Andy Dalton | TCU |
| 10 | Owen Marecic | Stanford |

2011

| | | |
|----|------------------------|-----------------|
| 1 | Robert Griffin III | Baylor |
| 2 | Andrew Luck | Stanford |
| 3 | Trent Richardson | Alabama |
| 4 | Montee Ball | Wisconsin |
| 5 | Tyrann Mathieu | LSU |
| 6 | Matt Barkley | USC |
| 7 | Case Keenum | Houston |
| 8 | Kellen Moore | Boise State |
| 9 | Russell Wilson | Wisconsin |
| 10 | LaMichael James | Oregon |

2012

| | | |
|----|----------------------|-------------------|
| 1 | Johnny Manziel | Texas A&M |
| 2 | Manti Te'o | Notre Dame |
| 3 | Collin Klein | Kansas State |
| 4 | Marqise Lee | USC |
| 5 | Braxton Miller | Ohio State |
| 6 | Jadeveon Clowney | South Carolina |
| 7 | Jordan Lynch | Northern Illinois |
| 8 | Tavon Austin | West Virginia |
| 9 | Kenjon Barner | Oregon |
| 10 | Jarvis Jones | Georgia |

2013

| | | |
|----|----------------------|-------------------|
| 1 | Jameis Winston | Florida State |
| 2 | A.J. McCarron | Alabama |
| 3 | Jordan Lynch | Northern Illinois |
| 4 | Andre Williams | Boston College |
| 5 | Johnny Manziel | Texas A&M |
| 6 | Tre Mason | Auburn |
| 7 | Bryce Petty | Baylor |
| 8 | Derek Carr | Fresno State |
| 9 | Braxton Miller | Ohio State |
| 10 | Ka'Deem Carey | Arizona |

2014

| | | |
|----|--------------------------|-------------------|
| 1 | MARCUS MARIOTA | OREGON |
| 2 | Melvin Gordon | Wisconsin |
| 3 | Amari Cooper | Alabama |
| 4 | Trevone Boykin | TCU |
| 5 | J.T. Barrett | Ohio State |
| 6 | Jameis Winston | Florida State |
| 7 | Tevin Coleman | Indiana |
| 8 | Dak Prescott | Mississippi State |
| 9 | Scooby Wright III | Arizona |
| 10 | Bryce Petty | Baylor |

2015

| | | |
|----|----------------------------|-----------------|
| 1 | Derrick Henry | Alabama |
| 2 | Christian McCaffrey | Stanford |
| 3 | Deshawn Watson | Clemson |
| 4 | Baker Mayfield | Oklahoma |
| 5 | Keenan Reynolds | Navy |
| 6 | Leonard Fournette | LSU |
| 7 | Dalvin Cook | Florida State |
| 8 | Ezekiel Elliott | Ohio State |
| 9 | Connor Cook | Michigan State |
| 10 | Trevone Boykin | TCU |

2016

| | | |
|-----|----------------------------|-------------------|
| 1 | Lamar Jackson | Louisville |
| 2 | Deshawn Watson | Clemson |
| 3 | Baker Mayfield | Oklahoma |
| 4 | Dede Westbrook | Oklahoma |
| 5 | Jabrill Peppers | Michigan |
| 6 | Jake Browning | Washington |
| 7 | Jonathan Allen | Alabama |
| 8 | D'Onta Foreman | Texas |
| 9 | Christian McCaffrey | Stanford |
| t10 | Dalvin Cook | Florida State |
| t10 | Donnel Pumphrey | San Diego State |

2017

| | | |
|----|-------------------|-----------------|
| 1 | Baker Mayfield | Oklahoma |
| 2 | Bryce Love | Stanford |
| 3 | Lamar Jackson | Louisville |
| 4 | Saquon Barkley | Penn State |
| 5 | Rashaad Penny | San Diego State |
| 6 | Jonathan Taylor | Wisconsin |
| 7 | Mason Rudolph | Oklahoma State |
| 8 | McKenzie Milton | Central Florida |
| 9 | Kerryon Johnson | Auburn |
| 10 | Roquan Smith | Georgia |

2018

| | | |
|----|---------------------------|-------------------------|
| 1 | Kyler Murray | Oklahoma |
| 2 | Tua Tagovailoa | Alabama |
| 3 | Dwayne Haskins | Ohio State |
| 4 | Will Grier | West Virginia |
| 5 | Gardner Minshew II | Washington State |
| 6 | McKenzie Milton | Central Florida |
| 7 | Travis Etienne | Clemson |
| 8 | Quinnen Williams | Alabama |
| 9 | Jonathan Taylor | Wisconsin |
| 10 | Darrell Henderson | Memphis |

2019

| | | |
|----|-----------------|----------------|
| 1 | Joe Burrow | LSU |
| 2 | Jalen Hurts | Oklahoma |
| 3 | Justin Fields | Ohio State |
| 4 | Chase Young | Ohio State |
| 5 | Jonathan Taylor | Wisconsin |
| 6 | JK Dobbins | Ohio State |
| 7 | Trevor Lawrence | Clemson |
| 8 | Chubba Hubbard | Oklahoma State |
| 9 | Travis Etienne | Clemson |
| 10 | Tua Tagovailoa | Alabama |

2020

| | | |
|----|-----------------|------------|
| 1 | DeVonta Smith | Alabama |
| 2 | Trevor Lawrence | Clemson |
| 3 | Mac Jones | Alabama |
| 4 | Kyle Trask | Florida |
| 5 | Najee Harris | Alabama |
| 6 | Breece Hall | Iowa State |
| 7 | Justin Fields | Ohio State |
| 8 | Zach Wilson | BYU |
| 9 | Ian Book | Notre Dame |
| 10 | Kyle Pitts | Florida |

2021

| | | |
|----|--------------------|----------------|
| 1 | Bryce Young | Alabama |
| 2 | Aidan Hutchinson | Michigan |
| 3 | Kenny Pickett | Pittsburgh |
| 4 | C.J. Stroud | Ohio State |
| 5 | Will Anderson Jr. | Alabama |
| 6 | Kenneth Walker III | Michigan State |
| 7 | Matt Corral | Ole Miss |
| 8 | Deshaun Watson | Cincinnati |
| 9 | Jordan Davis | Georgia |
| 10 | Breece Hall | Iowa State |

WALTER CAMP AWARD (1967-PRESENT)

(Nation's outstanding college football player)

- 1967 O.J. Simpson, TB, USC
- 1968 O.J. Simpson, TB, USC
- 1970 Jim Plunkett, QB, Stanford
- 1979 Charles White, TB, USC
- 1981 Marcus Allen, TB, USC
- 1994 Rashaan Salaam, TB, Colorado
- 2004 Matt Leinart, QB, USC
- 2005 Reggie Bush, TB, USC
- 2011 Andrew Luck, QB, Stanford
- 2014 Marcus Mariota, QB, Oregon

MAXWELL AWARD (1937-PRESENT)

(Nation's outstanding college football player)

- 1962 Terry Baker, QB, OSU
- 1967 Gary Beban, QB, UCLA
- 1968 O.J. Simpson, TB, USC
- 1970 Jim Plunkett, QB, Stanford
- 1979 Charles White, TB, USC
- 1981 Marcus Allen, TB, USC
- 2011 Andrew Luck, QB, Stanford
- 2014 Marcus Mariota, QB, Oregon

UPI COLLEGE PLAYER OF THE YEAR (1950-91)

- 1962 Terry Baker, QB, OSU
- 1965 Mike Garrett, TB, USC
- 1967 O.J. Simpson, TB, USC
- 1968 O.J. Simpson, TB, USC
- 1970 Jim Plunkett, QB, Stanford
- 1979 Charles White, TB, USC
- 1981 Marcus Allen, TB, USC

AP COLLEGE PLAYER OF THE YEAR (1998-PRESENT)

- 2004 Matt Leinart, QB, USC
- 2005 Reggie Bush, TB, USC
- 2014 Marcus Mariota, QB, Oregon
- 2015 Christian McCaffrey, RB, Stanford

SPORTING NEWS PLAYER OF THE YEAR (1942-PRESENT)

- 1962 Terry Baker, QB, OSU
- 1967 Gary Beban, QB, UCLA
- 1968 O.J. Simpson, TB, USC
- 1970 Jim Plunkett, QB, STAN
- 1979 Charles White, TB, USC
- 1981 Marcus Allen, TB, USC
- 2002 Carson Palmer, QB, USC
- 2005 Reggie Bush, TB, USC
- 2014 Marcus Mariota, QB, Oregon

OUTLAND TROPHY (1942-PRESENT)

(Top interior lineman, selected by the FWAA)

- 1967 Ron Yary, OT, USC
- 1991 Steve Emtman, DL, Washington
- 1993 Rob Waldrop, NG, Arizona
- 1995 Jonathan Ogden, OL, UCLA
- 1998 Kris Farris, OT, UCLA
- 2002 Rien Long, DT, Washington State
- 2015 Joshua Garnett, OG, Stanford
- 2019 Penei Sewell, OT, Oregon

WUERFFEL TROPHY (2005-PRESENT)

(Combines community service with athletics and academic achievement)

- 2012 Matt Barkley, QB, USC
- 2021 Isaiah Sanders, QB, Stanford

LOMBARDI TROPHY (1967-PRESENT)

- 1979 Brad Budde, OG, USC
 - 1991 Steve Emtman, DL, Washington
 - 2002 Terrell Suggs, DE, Arizona State
 - 2014 Scooby Wright III, LB, Arizona
 - 2017 Bryce Love, RB, Stanford
 - 2018 Ugochukwu Amadi, DB, Oregon
- * Lineman/Linebacker of the Year until 2017, reverted in 2021

BUTKUS AWARD (1985-PRESENT)

(Top collegiate linebacker)

- 1990 Alfred Williams, Colorado
- 1996 Matt Russell, Colorado
- 1998 Chris Claiborne, ILB, USC
- 2014 Eric Kendricks, LB, UCLA

THORPE AWARD (1986-PRESENT)

(Nation's best defensive back)

- 1989 Mark Carrier, S, USC
- 1990 Darryl Lewis, CB, Arizona
- 1992 Deon Figures, Colorado
- 1994 Chris Hudson, Colorado
- 2007 Antoine Cason, CB, Arizona
- 2016 Adoree' Jackson, CB, USC

MOSI TATUPU AWARD (1997-2006)

(Nation's top special teams player)

- 1998 Chris McAlister, Arizona
- 1999 Detha O'Neal, California

BRONKO NAGURSKI AWARD (1993-PRESENT)

(Nation's best defensive player)

- 1993 Rob Waldrop, NG, Arizona
- 2002 Terrell Suggs, DE, Arizona State
- 2014 Scooby Wright III, LB, Arizona

PAUL HORNUNG AWARD (2010-PRESENT)

(Nation's most versatile player)

- 2010 Owen Marecic, FB/LB, Stanford
- 2014 Shaq Thompson, LB/RB, Washington
- 2015 Christian McCaffrey, RB/KR, Stanford

DAVEY O'BRIEN AWARD (1981-PRESENT)

(Nation's most outstanding quarterback)

- 1988 Troy Aikman, QB, UCLA
- 2014 Marcus Mariota, QB, Oregon

JOHNNY UNITAS GOLDEN ARM AWARD (1987-PRESENT)

(Top senior quarterback)

- 1988 Rodney Peete, QB, USC
- 1998 Cade McNown, QB, UCLA
- 2002 Carson Palmer, QB, USC
- 2005 Matt Leinart, QB, USC
- 2011 Andrew Luck, QB, Stanford
- 2014 Marcus Mariota, QB, Oregon
- 2018 Gardner Minshew II, QB, Wash. State

DOAK WALKER AWARD (1990-PRESENT)

(Nation's top runningback)

- 1990 Greg Lewis, TB, Washington
- 1994 Rashaan Salaam, TB, Colorado
- 2005 Reggie Bush, TB, USC
- 2009 Toby Gerhart, RB, Stanford
- 2010 LaMichael James, RB, Oregon
- 2017 Bryce Love, RB, Stanford



JOHN MACKEY AWARD (2000-PRESENT)

(Nation's top tight end)

- 2001 Daniel Graham, TE, Colorado
- 2005 Mercedes Lewis, TE, UCLA
- 2007 Fred Davis, TE, USC
- 2013 Austin Seferian-Jenkins, TE, Washington

MANNING AWARD (2004-PRESENT)

(Nation's top quarterback)

- 2004 Matt Leinart, QB, USC
- 2014 Marcus Mariota, QB, Oregon

FOOTBALL NEWS DEFENSIVE PLAYER OF THE YEAR

- 1998 Chris Claiborne, ILB, USC

UPI LINEMAN OF THE YEAR (1950-1996)

- 1950 Les Richter, OG, California
- 1951 Bill McColl, End, Stanford
- 1954 Jack Ellena, OT, UCLA
- 1961 Joe Romig, G, Colorado
- 1979 Brad Budde, OG, USC
- 1991 Steve Emtman, DT, Washington
- 1993 Rob Waldrop, NG, Arizona
- 1995 Jonathan Ogden, OT, UCLA

LOU GROZA AWARD (1992-PRESENT)

(Nation's top placekicker)

- 1994 Steve McLaughlin, PK, Arizona
- 2005 Alexis Serna, PK, Oregon State
- 2007 Thomas Weber, PK, Arizona State
- 2009 Kai Forbath, PK, UCLA
- 2015 Ka'imi Fairbairn, PK, UCLA
- 2016 Zane Gonzalez, PK, Arizona State
- 2017 Matt Gay, PK, Utah

BILETNIKOFF AWARD (1994-PRESENT)

(Nation's top wide receiver)

- 1999 Troy Walters, FL, Stanford
- 2005 Mike Hass, SE, Oregon State
- 2012 Marqise Lee, WR, USC
- 2013 Brandin Cooks, WR, Oregon State

TED HENDRICKS AWARD (2002-PRESENT)

(Nation's top defensive end)

- 2002 Terrell Suggs, DE, Arizona State
- 2014 Nate Orchard, DE, Utah

LOTT IMPACT TROPHY (2004-PRESENT)

(On-field performance and personal character among defensive players)

- 2006 Daymeion Hughes, CB, California
- 2013 Anthony Barr, LB, UCLA
- 2014 Eric Kendricks, LB, UCLA

RANDY MOSS RETURN MAN AWARD

(Top kick/punt returner)

- 2006 DeSean Jackson, WR, California

CHUCK BEDNARIK AWARD (1995-PRESENT)

(Top defensive player)

- 2008 Ray Mauluga, MLB, USC
- 2014 Scooby Wright III, LB, Arizona

RAY GUY AWARD (2000-PRESENT)

(Top punter)

- 2002 Mark Mariscal, P, Colorado
- 2014 Tom Hackett, P, Utah
- 2015 Tom Hackett, P, Utah
- 2016 Mitch Wishnowsky, P, Utah

WILLIAM V. CAMPBELL TROPHY (1990-PRESENT)

(Nation's top football Scholar-Athlete by the NFF & College Hall of Fame)

- 1992 Jim Hansen, OT, Colorado
- 2008 Alex Mack, C, California
- 2019 Justin Herbert, QB, Oregon

**PAC-12 POP WARNER
TROPHY WINNERS**

(Top Senior Football Players on the West Coast. Awarded from 1950-2004)

- 1950 Russ Pomeroy, STAN
- 1952 Jim Sears, USC
- 1953 Bob Garrett, STAN
- 1954 George Shaw, ORE
- 1955 Bob Davenport, UCLA
- 1956 Jon Arnett, USC
- 1957 Joe Francis, OSU
- 1958 Joe Kapp, CAL
- 1959 Chris Burford, STAN
- 1960 Bill Kilmer, UCLA
- 1962 Terry Baker, OSU
- 1963 Vern Burke, OSU
- 1964 Craig Morton, CAL
- 1965 Mike Garrett, USC
- 1966 Pete Pifer, OSU
- 1967 Gary Beban, UCLA
- 1968 O.J. Simpson, USC
- 1969 Don Parish, STAN
- 1970 Jim Plunkett, STAN
- 1971 Jeff Siemon, STAN
- 1972 Mike Rae, USC
- 1973 Lynn Swann, USC
- 1974 Anthony Davis, USC
- 1975 Chuck Munice, CAL
- 1976 Ricky Bell, USC
- 1977 Guy Benjamin, STAN
- 1978 Jerry Robinson, UCLA
- 1979 Charles White, USC
- 1980 Ken Margerum, STAN
- 1981 Marcus Allen, USC
- 1982 John Elway, STAN
- 1983 Ron Rivera, CAL
- 1984 Jack Del Rio, USC
- 1985 Reuben Mayes, WSU
- 1986 Dave Wyman, STAN
- 1988 Rodney Peete, USC
- 1989 Tim Ryan, USC
- 1990 Greg Lewis, WASH
- 1991 Tommy Vardell, STAN
- 1992 Glyn Milburn, STAN
- 1993 Johnnie Morton, USC
- 1994 Steve Stenstrom, STAN
- 1995 Keyshawn Johnson, USC
- 1996 Jake Plummer, ASU
- 1997 Skip Hicks, UCLA
- 1998 Cade McNown, UCLA
- 1999 Deltha O'Neal, CAL
- 2000 Marques Tuiasosopo, WASH
- 2002 Carson Palmer, USC
- 2003 Dave Ball, UCLA
- 2004 J.J. Arrington, CAL

**POP WARNER TROPHY
BY SCHOOL**

ARIZONA STATE

Jake Plummer, 1996

CALIFORNIA

Joe Kapp, 1958
Craig Morton, 1964
Chuck Muncie, 1975
Ron Rivera, 1983
Deltha O'Neal, 1999
J.J. Arrington, 2004

OREGON

George Shaw, 1954

OREGON STATE

Joe Francis, 1957
Terry Baker, 1962
Vern Burke, 1963

STANFORD

Russ Pomeroy, 1950
Bob Garrett, 1953
Chris Burford, 1959
Don Parish, 1969
Jim Plunkett, 1970
Jeff Siemon, 1971
Guy Benjamin, 1977
Ken Margerum, 1980
John Elway, 1982
Dave Wyman, 1986
Tommy Vardell, 1991
Glyn Milburn, 1992
Steve Stenstrom, 1994

UCLA

Bob Davenport, 1955
Bill Kilmer, 1960
Gary Beban, 1967
Jerry Robinson, 1978
Skip Hicks, 1997
Cade McNown, 1998
Dave Ball, 2003

USC

Jim Sears, 1952
Jon Arnett, 1956
Mike Garrett, 1965
O.J. Simpson, 1968
Mike Rae, 1972
Lynn Swann, 1973
Anthony Davis, 1974
Ricky Bell, 1976
Charles White, 1979
Marcus Allen, 1981
Jack Del Rio, 1984
Rodney Peete, 1988
Tim Ryan, 1989
Johnnie Morton, 1993
Keyshawn Johnson, 1995
Carson Palmer, 2002

WASHINGTON

Greg Lewis, 1990
Marques Tuiasosopo, 2000

WASHINGTON STATE

Reuben Mayes, 1985

MORRIS TROPHY

The Morris Trophy is a unique award given to the outstanding offensive and outstanding defensive linemen in the Conference. What makes the award unique is the selection method. The starting offensive linemen in the Pac-12 vote for the defensive winner and vice versa.

| YEAR | OFFENSE | YEAR | DEFENSE |
|------|-------------------------|------|--------------------------|
| 1980 | Roy Foster, USC | 1980 | Vince Goldsmith, ORE |
| 1981 | Roy Foster, USC | 1981 | Fletcher Jenkins, WASH |
| 1982 | Bruce Matthews, USC | 1982 | George Achica, USC |
| 1983 | Gary Zimmerman, ORE | 1983 | Keith Millard, WSU |
| 1984 | Dan Lynch, WSU | 1984 | Ron Holmes, WASH |
| 1985 | Jeff Bregel, USC | 1985 | Erik Howard, WSU |
| 1986 | Danny Villa, ASU | 1986 | Reggie Rogers, WASH |
| 1987 | Randall McDaniel, ASU | 1987 | Dana Wells, ARIZ |
| 1988 | Joe Tofflemire, ARIZ | 1988 | Dana Wells, ARIZ |
| 1989 | Bern Brostek, WASH | 1989 | Esera Tuolo, OSU |
| 1990 | Pat Harlow, USC | 1990 | Steve Emtman, WASH |
| 1991 | Lincoln Kennedy, WASH | 1991 | Steve Emtman, WASH |
| 1992 | Lincoln Kennedy, WASH | 1992 | Rob Waldrop, ARIZ |
| 1993 | Todd Steussie, CAL | 1993 | D'Marco Farr, WASH |
| 1994 | Tony Boselli, USC | 1994 | Chad Eaton, WSU |
| 1995 | Jonathon Ogden, UCLA | 1995 | Tedy Bruschi, ARIZ |
| 1996 | Bob Sapp, WASH | 1996 | Darrell Russell, USC |
| 1997 | Olin Kreutz, WASH | 1997 | Jeremy Staat, ASU |
| 1998 | Yusuf Scott, ARIZ | 1998 | Inoke Brechterfield, OSU |
| 1999 | Travis Claridge, USC | 1999 | Willie Howard, STAN |
| 2000 | Chad Ward, WASH | 2000 | Andre Carter, CAL |
| 2001 | Levi Jones, ASU | 2001 | Kenyon Coleman, UCLA |
| 2002 | Kwame Harris, STAN | 2002 | Terrell Suggs, ASU |
| 2003 | Jacob Rogers, USC | 2003 | Dave Ball, UCLA |
| 2004 | Adam Snyder, ORE | 2004 | Bill Swancutt, OSU |
| 2005 | Ryan O'Callaghan, CAL | 2005 | Haloti Ngata, ORE |
| 2006 | Ryan Kilil, USC | 2006 | Sedrick Ellis, USC |
| 2007 | Alex Mack, CAL | 2007 | Sedrick Ellis, USC |
| 2008 | Alex Mack, CAL | 2008 | Nick Reed, ORE |
| 2009 | Charles Brown, USC | 2009 | Stephen Paea, OSU |
| 2010 | Tyron Smith, USC | 2010 | Stephen Paea, OSU |
| 2011 | Matt Kalil, USC | 2011 | Star Lotulelei, UTAH |
| 2012 | David Yankey, STAN | 2012 | Will Sutton, ASU |
| 2013 | Xavier Su'a-Filo, UCLA | 2013 | Will Sutton, ASU |
| 2014 | Andrus Peat, STAN | 2014 | Nate Orchard, UTAH |
| 2015 | Joshua Garnett, STAN | 2015 | DeForest Buckner, ORE |
| 2016 | Isaac Asiata, UTAH | 2016 | Solomon Thomas, STAN |
| 2017 | Tyrell Crosby, ORE | 2017 | Vita Vea, WASH |
| 2018 | Kaleb McGary, WASH | 2018 | Greg Gaines, WASH |
| 2019 | Penei Sewell, ORE | 2019 | Bradlee Anae, UTAH |
| 2020 | Alijah Vera-Tucker, USC | 2020 | Kayvon Thibodeaux, ORE |
| 2021 | Nick Ford, UTAH | 2021 | Mika Tafua, UTAH |



BY YEAR

* Unanimous selection

| | | | | | | | |
|------|--|------|---|------|--|------|--|
| 1921 | Brick Muller, E, CAL Dan McMillan, T, CAL | 1950 | Les Richter, G, CAL Bill McColl, E, STAN | 1973 | Woody Green, RB, ASU Kermit Johnson, B, UCLA Lynn Swann, WR, USC Booker Brown, OT, USC Richard Wood, LB, USC Artimus Parker, DB, USC | 1986 | Danny Villa, OT, ASU Barry Helton, P, COLO Brad Muster, RB, STAN Jeff Bregel, OG, USC Tim McDonald, SS, USC Jeff Jaeger, PK, WASH Reggie Rogers, DT, WASH |
| 1922 | Brick Muller, E, CAL | 1951 | Les Richter, G, CAL Bill McColl, E, STAN* | 1974 | Steve Bartkowski, QB, CAL Pat Donovan, DL, STAN Anthony Davis, RB, USC Richard Wood, LB, USC | 1987 | Chuck Cecil, FS, ARIZ Randall McDaniel, OG, ASU Ken Norton, ILB, UCLA Dave Cadigan, OT, USC |
| 1924 | Edwin Horell, C, CAL Jim Lawson, E, STAN | 1952 | Donn Moomaw, C, UCLA Elmer Willhoite, G, USC Jim Sears, B, USC | 1975 | Chuck Muncie, RB, CAL Steve Rivera, WR, CAL John Sciarra, QB, UCLA Ricky Bell, RB, USC* | 1988 | Keith English, P, COLO Troy Aikman, QB, UCLA Darryl Henley, DB, UCLA Mike Utley, OG, WSU |
| 1925 | Ernie Nevers, B, STAN George Wilson, B, WASH | 1953 | Paul Cameron, B, UCLA | 1976 | Jerry Robinson, LB, UCLA Ricky Bell, RB, USC* Gary Jeter, DT, USC Dennis Thurman, DB, USC | 1989 | Joe Garten, OG, COLO Tom Rouen, P, COLO Alfred Williams, OLB, COLO Tim Ryan, DL, USC Mark Carrier, DB, USC* Jason Hanson PK, WSU* |
| 1926 | Mort Kaer, B, USC | 1954 | Jack Ellena, T, UCLA | 1977 | John Jefferson, WR, ASU Guy Benjamin, QB, STAN Jerry Robinson, LB, UCLA* Dennis Thurman, DB, USC* | 1990 | Darryl Lewis, CB, ARIZ* Eric Bieniemy, TB, COLO* Joe Garten, OG, COLO* Alfred Williams, OLB, COLO* |
| 1927 | Jesse Hibbs, T, USC Morley Drury, B, USC | 1955 | Hardiman Cureton, G, UCLA | 1978 | Al Harris, DL, ASU* Jerry Robinson, LB, UCLA* Kenny Easley, DB, UCLA Pat Howell, G, USC* Charles White, RB, USC* | 1991 | Jay Leeuwenburg, C, COLO* Russell White, RB, CAL Bob Whitfield, OT, STAN Mario Bailey, WR, WASH Steve Emtman, DL, WASH* |
| 1928 | Irv Phillips, E, CAL Seraphim Post, G, STAN Don Robesky, G, STAN Charles Carroll, B, WASH | 1956 | John Witte, T, OSU John Brodie, B, STAN | 1979 | Ken Margerum, WR, STAN Kenny Easley, DB, UCLA* Brad Budde, G, USC* Charles White, RB, USC* | 1992 | Rob Waldrop, NG, ARIZ Sean Dawkins, WR, CAL Deon Figures, CB, COLO Carlton Gray, CB, UCLA Lincoln Kennedy, OT, WASH* |
| 1930 | Ted Beckett, G, CAL Erny Pinckert, B, USC | 1957 | Dick Wallen, E, UCLA | 1980 | Ken Margerum, WR, STAN Kenny Easley, DB, UCLA* Keith Van Horne, OT, USC Ronnie Lott, DB, USC* | 1993 | Rob Waldrop, NG, ARIZ* Bjorn Merten, PK, UCLA Jamir Miller, OLB, UCLA J.J. Stokes, SE, UCLA* Johnnie Morton, WR, USC |
| 1931 | John Baker, G, USC Gus Shaver, B, USC | 1958 | Ted Bates, T, OSU | 1981 | Mike Richardson, DB, ASU Tim Wrightman, TE, UCLA* Marcus Allen, TB, USC* Roy Foster, OG, USC | 1994 | Tony Bouie, FS, ARIZ Tedy Bruschi, DE, ARIZ Steve McLaughlin, PK, ARIZ Chris Hudson, CB, ORE Rashaan Salaam, TB, COLO* Tony Boselli, OT, USC Luther Elliss, DT, UTAH |
| 1932 | Bill Corbus, G, STAN Ernie Smith, T, USC* | 1960 | Joe Romig, OG, COLO | 1982 | Ricky Hunley, LB, ARIZ Vernon Maxwell, LB, ASU* Mike Richardson, DB, ASU John Elway, QB, STAN* Don Mosebar, OT, USC* George Achica, NG, USC Bruce Matthews, OG, USC Chuck Nelson, PK, WASH* | 1995 | Tedy Bruschi, DE, ARIZ* Bryan Stoltenberg, C, COLO Jonathan Ogden, OT, UCLA* Keyshawn Johnson, WR, USC* Lawyer Milloy, FS, WASH* |
| 1933 | Bill Corbus, G, STAN Aaron Roseberg, G, USC Cotton Warburton, B, USC* | 1961 | Joe Romig, OG, COLO | 1983 | Ricky Hunley, LB, ARIZ* Luis Zendejas, PK, ASU Ron Rivera, LB, CAL Don Rogers, S, UCLA Tony Slaton, C, USC | 1996 | Derrick Rodgers, DE, ASU Juan Roque, OT, ASU Tony Gonzalez, TE, CAL Chris Naeole, OG, COLO Matt Russell, ILB, COLO |
| 1934 | Bob Reynolds, T, STAN Bobby Grayson, B, STAN | 1962 | Mel Renfro, B, ORE Terry Baker, B, OSU* Hal Bedsole, E, USC | 1984 | David Fulcher, S, ASU Jack Del Rio, LB, USC Ron Holmes, DT, WASH Rueben Mayes, RB, WSU | 1997 | Chad Overhauser, OT, UCLA Olin Kreutz, OT, WASH |
| 1935 | Larry Lutz, T, CAL James Moscrip, E, STAN Bobby Grayson, B, STAN* | 1963 | Vern Burke, E, OSU Rick Redman, G, WASH | 1985 | David Fulcher, S, ASU Barry Helton, P, COLO John Lee, PK, UCLA* Jeff Bregel, OG, USC | 1998 | Chris McAlister, CB, ARIZ* Kris Farris, OT, UCLA Cade McNown, QB, UCLA Chris Claiborne, ILB, USC* |
| 1936 | Max Starcevich, G, WASH | 1964 | Rick Redman, G, WASH | | | | |
| 1937 | Sam Chapman, B, CAL Byron White, HB, COLO | 1965 | Mike Garrett, B, USC* | | | | |
| 1938 | Vic Bottari, B, CAL | 1966 | Mel Farr, B, UCLA Ron Yary, T, USC Nate Shaw, DB, USC Tom Greenlee, DT, WASH | | | | |
| 1939 | Harry Smith, G, USC* | 1967 | Dick Anderson, DB, COLO Gary Beban, B, UCLA* Don Manning, LB, UCLA Ron Yary, T, USC* O.J. Simpson, B, USC* Tim Rossovich, DE, USC Adrian Young, LB, USC | | | | |
| 1940 | Frank Albert, B, STAN Rudy Mucha, C, WASH | 1968 | Ed White, MG, CAL Mike Montler, OG, COLO John Didion, C, OSU* O.J. Simpson, B, USC Al Worley, DB, WASH | | | | |
| 1941 | Frank Albert, B, STAN Ray Frankowski, G, WASH | 1969 | Bobby Anderson, TB, COLO Mike Ballou, LB, UCLA Jim Gunn, DE, USC | | | | |
| 1942 | Chuck Taylor, G, STAN | 1970 | Don Popplewell, C, COLO Jim Plunkett, B, STAN Charlie Weaver, DE, USC | | | | |
| 1943 | Ralph Heywood, E, USC | 1971 | Sherman White, DT, CAL Jeff Siemon, LB, STAN | | | | |
| 1944 | John Ferraro, T, USC | 1972 | Woody Green, RB, ASU Cullen Bryant, DB, COLO Charles Young, TE, USC* | | | | |
| 1946 | Burr Baldwin, E, UCLA* | | | | | | |
| 1947 | Paul Cleary, E, USC | | | | | | |
| 1948 | Jack Jensen, B, CAL | | | | | | |
| 1949 | Rod Franz, G, CAL* | | | | | | |

1999 Dennis Northcutt, WR/KR, ARIZ
Deltha O'Neal, CB/KR, CAL
Troy Walters, FL, STAN

2000 Andre Carter, DE, CAL*
Nick Harris, P, CAL
Freddie Mitchell, FL, UCLA

2001 *Daniel Graham, TE, COLO**
Robert Thomas, MLB, UCLA

2002 Terrell Suggs, DE ASU*
Carson Palmer, QB, USC
Troy Polamalu, SS, USC
Jordan Gross, OT, UTAH
Reggie Williams, WR, WASH
Rien Long, DT, WSU

2003 Dave Ball, DE, UCLA*
Jacob Rogers, OT, USC
Kenechi Udeze, DE, USC
Mike Williams, SE, USC

2004 J.J. Arrington, TB, CAL
Reggie Bush, KR, USC
Shaun Cody, DL, USC
Matt Grootegoed, OLB, USC
Matt Leinart, QB, USC

2005 *Mason Crosby, PK, COLO*
Haloti Ngata, DT, ORE
Mike Hass, SE, OSU
Maurice Drew, KR, UCLA*
Mercedes Lewis, TE, UCLA
Reggie Bush, TB, USC*
Dwayne Jarrett, SE, USC*
Taitusi Lutui, OG, USC
Jerome Harrison, RB, WSU

2006 Zach Miller, TE, ASU
Daymeion Hughes, CB, CAL
DeSean Jackson, KR, CAL
Justin Hickman, DE, UCLA
Justin Medlock, PK, UCLA
Sam Baker, OT, USC
Dwayne Jarrett, SE, USC
Eric Weddle, DB, UTAH

2007 Antoine Cason, CB, ARIZ
Jordon Dizon, ILB, COLO
Sedrick Ellis, NT, USC*

2008 Rey Maualuga, LB, USC*
Taylor Mays, FS, USC*
*Louie Sakoda, K/P, UTAH**

2009 Kai Forbath, PK, UCLA
Toby Gerhart, RB, STAN*

2010 Cliff Harris, AP, ORE
LaMichael James, RB, ORE*
Stephen Paea, DT, OSU
Chase Beeler, C, STAN

2011 David DeCastro, OG, STAN*
Robert Woods, WR, USC

2012 Marqise Lee, WR, USC*
Zach Ertz, TE, STAN*
David Yankey, OL, STAN
Kenjon Barner, RB, ORE
Ka'Deem Carey, RB, ARIZ
Will Sutton, DT, ASU
Jordan Poyer, CB, OSU

2013 Brandin Cooks, WR, OSU
David Yankey, OL, STAN*
Ka'Deem Carey, RB, ARIZ
Ty Montgomery, KR/AP, STAN
Anthony Barr, LB, UCLA
Trent Murphy, LB, STAN

2014 Marcus Mariota, QB, ORE*
Scooby Wright III, LB, ARIZ*
Hau'oli Kikaha, LB, WASH*
Ifo Ekpre-Olomu, DB, ORE
Tom Hackett, P, UTAH

2015 Ka'imi Fairbairn, PK, UCLA
Joshua Garnett, OL, STAN*
Tom Hackett, P, UTAH*
Christian McCaffrey, RB, STAN

2016 Cody O'Connell, OL, WSU*
Adoree' Jackson, DB, USC*
Budda Baker, DB, WASH
Zane Gonzalez, PK, ASU*
Mitch Wishnowsky, P, UTAH*

2017 Cody O'Connell, OL, WSU
Bryce Love, RB, STAN*
Hercules Mata'afa, DL, WSU
Matt Gay, PK, UTAH
Dante Pettis, AP, WASH

2019 Bradlee Anae, DE, UTAH
Penei Sewell, OL, ORE*
Evan Weaver, LB, CAL*

2020 Talanoa Hufanga, DB, USC

2021 Kayvon Thibodeaux, DL, ORE*
Devin Lloyd, LB, UTAH
Verone McKinley III, DB, ORE

Names in italics - not league members at the time of selection.

BY SCHOOL

* **Unanimous selection**

ARIZONA

1982 Ricky Hunley, LB
1983 Ricky Hunley, LB*
1987 Chuck Cecil, FS
1990 Darryl Lewis, CB*
1992 Rob Waldrop, NG
1993 Rob Waldrop, NG*
1994 Tony Bouie, FS
Tedy Bruschi, DE
Steve McLaughlin, PK
1995 Tedy Bruschi, DE*
1998 Chris McAlister, DB*
1999 Dennis Northcutt, WR/KR
2007 Antoine Cason, CB
2012 Ka'Deem Carey, RB
2013 Ka'Deem Carey, RB
2014 Scooby Wright III, LB*

ARIZONA STATE

1972 Woody Green, RB
1973 Woody Green, RB
1977 John Jefferson, WR
1978 Al Harris, DL*
1981 Mike Richardson, DB
1982 Vernon Maxwell, LB*
Mike Richardson, DB
1983 Luis Zendejas, PK
1984 David Fulcher, S
1985 David Fulcher, S

1986 Danny Villa, OT
1987 Randall McDaniel, OG
1996 Derrick Rodgers, DE
Juan Roque, OT
2002 Terrell Suggs, DE*
2006 Zach Miller, TE
2012 Will Sutton, DT
2016 Zane Gonzalez, PK*

CALIFORNIA

1921 Brick Muller, E
Dan McMillan, T
1922 Brick Muller, E
1924 Edwin Horell, C
1928 Irv Phillips, E
1930 Ted Beckett, G
1935 Larry Lutz, T
1937 Sam Chapman, B
1938 Vic Bottari, B
1948 Jack Jensen, B
1949 Rod Franz, G*
1950 Les Richter, G
1951 Les Richter, G
1968 Ed White, MG
1971 Sherman White, DT
1974 Steve Bartkowski, QB
1975 Chuck Muncie, RB
Steve Rivera, WR
1983 Ron Rivera, LB
1991 Russell White, RB
1992 Sean Dawkins, WR
1995 Duane Clemons, OLB
1996 Tony Gonzalez, TE
1999 Deltha O'Neal, CB/KR
2000 Andre Carter, DE*
Nick Harris, P
2004 J.J. Arrington, TB
2006 Daymeion Hughes, CB
DeSean Jackson, KR
2019 Evan Weaver, LB*

COLORADO

1937 Byron White, HB
1960 Joe Romig, OG
1961 Joe Romig, OG
1967 Dick Anderson, DB
1968 Mike Montler, OG
1969 Bobby Anderson, TB
1970 Don Poppellewell, C
1972 Cullen Bryant, DB
1985 Barry Helton, P
1986 Barry Helton, P
1988 Keith English, P
1989 Joe Garten, OG
Tom Rouen, P
Alfred Williams, OLB
1990 Eric Bieniemy, TB*
Joe Garten, OG*
Alfred Williams, OLB*
1991 Jay Leeuwenburg, C
1992 Deon Figures, CB
1994 Rashaan Salaam, TB*
Chris Hudson, CB
1995 Bryan Stoltzenberg, C
1996 Chris Naeole, OG
Matt Russell, ILB
2001 Daniel Graham, TE*
2002 Mark Mariscal, P
2005 Mason Crosby, PK
2007 Jordon Dizon, ILB

OREGON

1962 Mel Renfro, B
1995 Alex Molden, CB

2005 Haloti Ngata, DE
2010 LaMichael James, RB*
Cliff Harris, AP
2012 Kenjon Barner, RB
2014 Marcus Mariota, QB*
Ifo Ekpre-Olomu, DB
2019 Penei Sewell, OL*
2021 Kayvon Thibodeaux, DL*
Verone McKinley, DB

OREGON STATE

1956 John Witte, T
1958 Ted Bates, T
1962 Terry Baker, B*
1963 Vern Burke, E
1968 John Didion, C*
2005 Mike Hass, SE
2010 Stephen Paea, DT
2012 Jordan Poyer, CB
2013 Brandin Cooks, WR

STANFORD

1924 Jim Lawson, E
1925 Ernie Nevers, B
1928 Seraphim Post, G
Don Robesky, G
1932 Bill Corbus, G
1933 Bill Corbus, G
1934 Bob Reynolds, T
Bobby Grayson, B
1935 James Moscrip, E
Bobby Grayson, B*
1940 Frank Albert, B
1941 Frank Albert, B
1942 Chuck Taylor, G
1950 Bill McColl, E
1951 Bill McColl, E*
1956 John Brodie, B
1970 Jim Plunkett, B
1971 Jeff Siemon, LB
1974 Pat Donovan, DL
1977 Guy Benjamin, QB
1979 Ken Margerum, WR
1980 Ken Margerum, WR
1982 John Elway, QB*
1986 Brad Muster, RB
1991 Bob Whitfield, OL
1999 Troy Walters, FL
2009 Toby Gerhart, RB
2010 Chase Beeler, C
2011 David DeCastro, OG*
2012 Zach Ertz, TE*
David Yankey, OL
Ty Montgomery, KR/AP
Trent Murphy, LB
David Yankey, OL*
2015 Joshua Garnett, OL*
Christian McCaffrey, RB
2017 Bryce Love, RB*

UCLA

1946 Burr Baldwin, E*
1952 Donn Moomaw, C
1953 Paul Cameron, B
1954 Jack Ellena, T
1955 Hardiman Cureton, G
1957 Dick Wallen, E
1966 Mel Farr, B
1967 Gary Beban, B*
Don Manning, LB
1969 Mike Ballou, LB
1973 Kermit Johnson, B
1975 John Sciarra, QB
1976 Jerry Robinson, LB
1977 Jerry Robinson, LB*



CONSENSUS ALL-AMERICANS

1978 Jerry Robinson, LB*
 Kenny Easley, DB
 1979 Kenny Easley, DB*
 1980 Kenny Easley, DB*
 1981 Tim Wrightman, TE*
 1983 Don Rogers, S
 1985 John Lee, PK*
 1987 Ken Norton, ILB
 1988 Troy Aikman, QB
 Darryl Henley, DB
 1992 Carlton Gray, CB
 1993 Bjorn Merten, PK
 Jamir Miller, OLB
 J.J. Stokes, SE*
 1995 Jonathan Ogden, OT*
 Karim Abdul-Jabbar, RB
 1997 Chad Overhauser, OT
 1998 Kris Farris, OT
 Cade McNown, QB
 2000 Freddie Mitchell, FL
 2001 Robert Thomas, MLB
 2003 Dave Ball, DE*
 2005 Maurice Drew, KR*
 Mercedes Lewis, TE
 2006 Justin Hickman, DE
 Justin Medlock, PK
 2009 Kai Forbath, PK
 2013 Anthony Barr, LB
 2015 Ka'imi Fairbairn, PK

USC

1926 Mort Kaer, B
 1927 Jesse Hibbs, T
 Morley Drury, B
 1930 Erny Pinckert, B
 1931 John Baker, G
 Gus Shaver, B
 1932 Ernie Smith, T*
 1933 Aaron Roseberg, G
 Cotton Warburton, B*
 1939 Harry Smith, G*
 1943 Ralph Heywood, E
 1944 John Ferraro, T
 1947 Paul Cleary, E
 1952 Elmer Willhoite, G
 Jim Sears, B
 1962 Hal Bedsole, E
 1965 Mike Garrett, B*
 1966 Ron Yary, T
 Nate Shaw, DB
 1967 Ron Yary, T*
 O.J. Simpson, B*
 Tim Rossovich, DE
 Adrian Young, LB
 1968 O.J. Simpson, B*
 1969 Jim Gunn, DE
 1970 Charlie Weaver, DE
 1972 Charles Young, TE*
 1973 Lynn Swann, WR
 Booker Brown, OT
 Richard Wood, LB
 Artimus Parker, DB
 1974 Anthony Davis, RB*
 Richard Wood, LB
 1975 Ricky Bell, RB*
 1976 Ricky Bell, RB*
 Gary Jeter, DT
 Dennis Thurman, DB
 1977 Dennis Thurman, DB*
 1978 Pat Howell, G*
 Charles White, RB*
 1979 Brad Budde, G*
 Charles White, RB*
 1980 Keith Van Horne, OT
 Ronnie Lott, DB*
 1981 Marcus Allen, TB*
 Roy Foster, OG

1982 Don Mosebar, OT*
 George Achica, NG
 Bruce Matthews, OG
 1983 Tony Slaton, C
 1984 Jack Del Rio, LB
 1985 Jeff Bregel, OG
 1986 Jeff Bregel, OG
 Tim McDonald, SS
 1987 Dave Cadigan, OT
 1989 Tim Ryan, DL
 Mark Carrier, DB*
 1993 Johnnie Morton, WR
 1994 Tony Boselli, OT
 1995 Keyshawn Johnson, WR*
 1998 Chris Claiborne, ILB*
 2002 Carson Palmer, RB
 Troy Polamalu, SS
 2003 Jacob Rogers, OT
 Kenechi Udeze, DE
 Mike Williams, SE
 2004 Reggie Bush, KR
 Shaun Cody, DL
 Matt Grootegoed, OLB
 Matt Leinart, QB
 2005 Reggie Bush, TB*
 Dwayne Jarrett, SE*
 Taitusi Lutui, OG
 2006 Sam Baker, OT
 Dwayne Jarrett, SE
 2007 Sedrick Ellis, NT*
 2008 Rey Mauualuga, LB*
 Taylor Mays, FS*
 2011 Robert Woods, WR
 2012 Marqise Lee, WR*
 2016 Adoree' Jackson, DB*
 2020 Talanoa Hufanga, DB

UTAH

1994 Luther Elliss, DT
 2002 Jordan Gross, OT
 2006 Eric Weddle, DB
 2007 Louie Sakoda, K/P*
 2014 Tom Hackett, P
 2015 Tom Hackett, P*
 2016 Mitch Wishnowsky, P*
 2017 Matt Gay, PK
 2019 Bradlee Anae, DE
 2021 Devin Lloyd, LB

WASHINGTON

1925 George Wilson, B
 1928 Charles Carroll, B
 1936 Max Starcevich, G
 1940 Rudy Mucha, C
 1941 Ray Frankowski, G
 1963 Rick Redman, G
 1964 Rick Redman, G
 1966 Tom Greenlee, DT
 1968 Al Worley, DB
 1982 Chuck Nelson, PK*
 1984 Ron Holmes, DT
 1986 Jeff Jaeger, PK
 Reggie Rogers, DT
 1991 Mario Bailey, WR
 Steve Emtman, DL*
 1992 Lincoln Kennedy, OT*
 1995 Lawyer Milloy, DB*
 1997 Olin Kreutz, C
 2002 Reggie Williams, WR
 2014 Hau'oli Kikaha, LB*
 2016 Budda Baker, DB
 2017 Dante Pettis, AP

WASHINGTON STATE

1984 Rueben Mayes, RB
 1988 Mike Utley, OG
 1989 Jason Hanson, PK*

2002 Rien Long, DT
 2005 Jerome Harrison, RB
 2016 Cody O'Connell, OG*
 2017 Cody O'Connell, OG

COSIDA ACADEMIC ALL-AMERICA HALL OF FAME

| | |
|------|----------------------------|
| 1938 | Byron White, HB, COLO |
| 1963 | Joe Romig, OG, COLO |
| 1975 | Pat Haden, QB, USC |
| 1954 | Rev. Donn Moomaw, LB, UCLA |
| 1967 | Steve Bramwell, DB, WASH |
| 1962 | Terry Baker, QB, OSU |
| 1978 | John Fowler, OLB, UCLA |
| 1983 | Cormal Carney, WR, UCLA |
| 1954 | Dick Nunis, DB, USC |
| 1992 | Jason Hanson, K, WSU |
| 2004 | Alex Smith, QB, UTAH |

1998 Pat Tillman, LB, ASU

COSIDA ACADEMIC ALL-AMERICAN OF THE YEAR

| | |
|------|-------------------------------|
| 1990 | Bill Musgrave, QB, ORE |
| 1991 | Tommy Vardell, FB, STAN |
| 1992 | Jim Hansen, OT, COLO |
| 2004 | Alex Smith, QB, UTAH |
| 2011 | Andrew Luck, QB, STAN |
| 2016 | Christian McCaffrey, RB, STAN |
| 2018 | Justin Herbert, QB, ORE |
| 2019 | Justin Herbert, QB, ORE |

RHODES SCHOLAR

| | |
|------|-------------------------|
| 1931 | George Carlson, COLO |
| 1933 | Clayton White, COLO |
| 1938 | Byron White, HB, COLO |
| 1960 | Joe Romig, OG, COLO |
| 1969 | Harold Griffin, E, UCLA |
| 1975 | Pat Haden, QB, USC |
| 1993 | Jim Hansen, OT, COLO |
| 1992 | Cory Booker, TE, STAN |
| 2008 | Chris Joseph, OL, UCLA |

FIRST TEAM COSIDA ACADEMIC ALL-AMERICANS

ARIZONA

| | |
|------|---------------------|
| 1968 | Mike Moody, OG |
| 1975 | Jon Abbott, LB |
| 1976 | Jon Abbott, T, LB |
| 1977 | Jon Abbott, T, LB |
| 1979 | Jeffrey Whitton, DL |
| 1987 | Chuck Cecil, DB |
| 1996 | Wayne Wyatt, C |

ARIZONA STATE

| | |
|------|-------------------|
| 1966 | Ken Dyer, OE |
| 1967 | Ken Dyer, OE |
| 1988 | Mark Tingstad, LB |
| 1997 | Pat Tillman, LB |
| 2009 | Mike Nixon, OLB |

CALIFORNIA

| | |
|------|---------------------|
| 1967 | Bob Crittenden, DG |
| 1970 | Robert Richards, OT |
| 1982 | Harvey Salem, OT |

COLORADO

| | |
|------|-------------------|
| 1960 | Joe Romig, OG |
| 1961 | Joe Romig, OG |
| 1967 | Kirk Tracy, OG |
| 1970 | Jim Cooch, DB |
| 1973 | Rick Stearns, LB |
| 1974 | Rick Stearns, LB |
| 1975 | Steve Young, DT |
| 1987 | Eric McCarty, ILB |
| 1990 | Jim Hansen, OT |
| 1991 | Jim Hansen, OT |
| 1992 | Jim Hansen, OT |
| 1996 | Ryan Olson, DT |
| 1997 | Ryan Olson, DT |

OREGON

| | |
|------|---------------------|
| 1962 | Steve Barnett, T |
| 1962 | Ed Thomas, OG |
| 1965 | Tim Casey, OLB |
| 1986 | Mike Preacher, P |
| 1990 | Bill Musgrave, QB |
| 2000 | Ryan Schmid, OG |
| 2001 | Joey Harrington, QB |
| 2001 | Ryan Schmid, OG |
| 2007 | Nick Reed, DE |
| 2008 | Nick Reed, DE |
| 2017 | Justin Herbert, QB |
| 2018 | Justin Herbert, QB |
| 2019 | Justin Herbert, QB |

OREGON STATE

| | |
|------|------------------|
| 1962 | Terry Baker, B |
| 1967 | Bill Enyart, FB |
| 1968 | Bill Enyart, FB |
| 1993 | Chad Paulson, RB |

STANFORD

| | |
|------|-------------------------|
| 1970 | John Sande, C |
| 1970 | Terry Ewing, DB |
| 1975 | Don Stevenson, RB |
| 1976 | Don Stevenson, RB |
| 1977 | Guy Benjamin, QB |
| 1978 | Vince Mulroy, WR |
| 1978 | Jim Stephens, OG |
| 1979 | Pat Bowe, TE |
| 1979 | Milt McColl, LB |
| 1979 | Joe St. Greene, DB |
| 1981 | John Bergren, DL |
| 1981 | Darrin Nelson, RB |
| 1982 | John Bergren, DL |
| 1983 | John Bergren, DL |
| 1985 | Matt Soderlund, LB |
| 1987 | Brad Muster, RB |
| 1990 | Ed McCaffrey, WR |
| 1991 | Tommy Vardell, RB |
| 1994 | Justin Armour, WR |
| 1999 | Troy Walters, FL |
| 2010 | Chase Beeler, C |
| 2011 | Andrew Luck, QB |
| 2015 | Christian McCaffrey, RB |
| 2016 | Christian McCaffrey, RB |
| 2020 | Thomas Booker, DL |
| 2021 | Thomas Booker, DL |
| 2021 | Noah Williams, DB |

UCLA

| | |
|------|--------------------|
| 1952 | Ed Flynn, G |
| 1952 | Donn Moomaw, LB |
| 1953 | Ira Pauly, C |
| 1954 | Sam Boghosian, G |
| 1966 | Ray Armstrong, OE |
| 1975 | John Sciarra, QB |
| 1977 | John Fowler, LB |
| 1981 | Cormac Carney, WR |
| 1981 | Tim Wrightman, TE |
| 1982 | Cormac Carney, WR |
| 1985 | Mike Hartmeier, OG |
| 1992 | Carlton Gray, CB |
| 1995 | George Kase, DT |
| 1998 | Shawn Stuart, C |
| 2006 | Chris Joseph, OL |
| 2007 | Chris Joseph, C |

USC

| | |
|------|--------------------|
| 1952 | Dick Nunis, DB |
| 1959 | Mike McKeever, G |
| 1960 | Mike McKeever, G |
| 1960 | Marlin McKeever, E |
| 1965 | Charles Arrobia, T |
| 1967 | Steve Sogge, QB |
| 1968 | Steve Sogge, QB |

| | |
|------|---------------------|
| 1969 | Harry Khasigian, OG |
| 1973 | Pat Haden, QB |
| 1974 | Pat Haden, QB |
| 1978 | Rich Dimler, DL |
| 1979 | Brad Budde, OG |
| 1979 | Paul McDonald, QB |
| 1979 | Keith Van Horne, T |
| 1984 | Duane Bickett, LB |
| 1985 | Matt Koart, DL |
| 1986 | Jeffrey Bregel, OG |
| 1988 | John Jackson, FL |
| 1989 | John Jackson, FL |
| 1995 | Jeremy Hogue, C |
| 1995 | Matt Keneley, DT |
| 1996 | Matt Keneley, DT |

UTAH

| | |
|------|--------------------|
| 1964 | Mel Carpenter, OT |
| 1971 | Scott Robbins, DB |
| 1973 | Steve Odom, RB |
| 1976 | Dick Graham, E |
| 2003 | Morgan Scalley, DB |
| 2004 | Morgan Scalley, DB |
| 2004 | Alex Smith, QB |
| 2008 | Louie Sckoda, P/PK |
| 2020 | Britain Covey, WR |

WASHINGTON

| | |
|------|--------------------|
| 1955 | Jim Houston, E |
| 1963 | Mike Briggs, T |
| 1964 | Rick Redman, G |
| 1965 | Steve Bramwell, DB |
| 1979 | Bruce Harrell, LB |
| 1981 | Mark Jerue, LB |
| 1981 | Chuck Nelson, PK |
| 1982 | Chuck Nelson, PK |
| 1986 | David Rill, LB |
| 1987 | David Rill, LB |
| 1991 | Ed Cunningham, C |
| 2014 | Danny Shelton, DL |

WASHINGTON STATE

| | |
|------|----------------------|
| 1989 | Jason Hanson, PK |
| 1990 | Jason Hanson, PK |
| 1990 | Lee Tilleman, DE |
| 1991 | Jason Hanson, PK/P |
| 2019 | Brandon Arconado, WR |



NCAA POSTGRADUATE SCHOLARSHIP WINNERS

ARIZONA

| | | | |
|------|-----------------------|------|--------------|
| 1969 | William Michael Moody | 1995 | George Kase |
| 1978 | Jon Abbott | 1997 | Shawn Stuart |
| 1980 | Jeffrey Whitton | 1997 | Chris Shiler |
| 1988 | Chuck Cecil | 1999 | Danny Farmer |
| 1996 | Wayne Wyatt | | |

ARIZONA STATE

| | | | |
|------|---------------|------|-----------------|
| 1978 | John Harris | 1966 | Charles Arrobio |
| 1990 | Mark Tingstad | 1969 | Steven Sogge |
| 1997 | Devin Kendall | 1970 | Harry Khasigian |
| 1998 | Pat Tillman | 1970 | Steve Lehmer |
| 2020 | Kyle Williams | 1974 | Monte Doris |

CALIFORNIA

| | | | |
|------|-------------------|------|----------------|
| 1966 | William Krum | 1975 | Pat Haden |
| 1967 | John Schmidt | 1976 | Kevin Bruce |
| 1968 | Robert Crittenden | 1978 | Gary Bethel |
| 1970 | James Calkins | 1980 | Brad Budde |
| 1971 | Robert Richards | 1980 | Paul McDonald |
| 1983 | Harvey Salem | 1981 | Gordon Adams |
| 1994 | Doug Brien | 1981 | Jeffrey Fisher |

OREGON

| | | | |
|------|---------------------|------|------------------|
| 1979 | Willie Blasher, Jr. | 1985 | Duane Bickett |
| 1991 | Bill Musgrave | 1986 | Anthony Colorito |
| 2002 | Ryan Schmid | 1986 | Matthew Koart |

OREGON STATE

| | | | |
|------|----------------|------|--------------|
| 1969 | William Enyart | 1987 | Jeff Bregel |
| 1969 | Jerry Belcher | 1990 | John Jackson |

STANFORD

| | | | |
|------|-------------------|------|--------------|
| 1965 | Joe Neal | 1995 | Jeremy Hogue |
| 1966 | Terry DeSylvia | 1996 | Matt Keneley |
| 1968 | John Root | | |
| 1971 | John Sande III | | |
| 1972 | Jackie Brown | | |
| 1974 | Randall Poltl | | |
| 1975 | Keith Rowen | | |
| 1976 | Gerald Wilson | | |
| 1977 | Duncan McColl | | |
| 1981 | Milton McColl | | |
| 1984 | John Bergren | | |
| 1985 | Scott Carpenter | | |
| 1986 | Matthew Soderlund | | |
| 1987 | Brian Morris | | |
| 1988 | Douglas Robison | | |
| 1994 | Steve Stenstrom | | |
| 1995 | Eric Abrams | | |
| 1995 | David Walker | | |
| 1996 | Marlon Evans | | |
| 2010 | Chase Beeler | | |

UCLA

| | |
|------|-------------------|
| 1967 | Raymond Armstrong |
| 1967 | Dallas Grider |
| 1970 | Gregory Jones |
| 1974 | Steven Klosterman |
| 1976 | John Sciarra |
| 1977 | Jeffrey Dankworth |
| 1978 | John Fowler, Jr. |
| 1983 | Cormac Carney |
| 1984 | Rick Neuheisel |
| 1986 | Michael Hartmeier |
| 1990 | Richard Meyer |
| 1992 | Carlton Gray |

USC

| | |
|------|------------------|
| 1966 | Charles Arrobio |
| 1969 | Steven Sogge |
| 1970 | Harry Khasigian |
| 1970 | Steve Lehmer |
| 1974 | Monte Doris |
| 1975 | Pat Haden |
| 1976 | Kevin Bruce |
| 1978 | Gary Bethel |
| 1980 | Brad Budde |
| 1980 | Paul McDonald |
| 1981 | Gordon Adams |
| 1981 | Jeffrey Fisher |
| 1985 | Duane Bickett |
| 1986 | Anthony Colorito |
| 1986 | Matthew Koart |
| 1987 | Jeff Bregel |
| 1990 | John Jackson |
| 1995 | Jeremy Hogue |
| 1996 | Matt Keneley |

WASHINGTON

| | |
|------|--------------------|
| 1965 | William Douglas |
| 1967 | Michael Ryan |
| 1972 | James Krieg |
| 1973 | John Brady |
| 1977 | Scott Phillips |
| 1978 | Blair Bush |
| 1980 | Bruce Herrell |
| 1982 | Mark Jerue |
| 1983 | Charles Nelson |
| 1983 | Mark Stewart |
| 1988 | David Rill |
| 1991 | Ed Cunningham |
| 1996 | Dave Janoski |
| 2001 | Marques Tuiasosopo |

WASHINGTON STATE

| | |
|------|----------------------|
| 1967 | Richard Sheron |
| 1968 | A. Douglas Flansburg |
| 1983 | Gregory Porter |
| 1984 | Patrick Lynch, Jr. |
| 1985 | Daniel Lynch |

NATIONAL FOOTBALL FOUNDATION ACADEMIC HONORS

NFF SCHOLAR-ATHLETES

ARIZONA

| | |
|------|---------------|
| 1968 | William Moody |
| 1996 | Wayne Wyatt |

ARIZONA STATE

| | |
|------|------------------|
| 1978 | Christopher Mott |
| 1989 | Mark Tingstad |
| 2005 | Grayling Love |
| 2014 | Taylor Kelly |

CALIFORNIA

| | |
|------|------------------|
| 1959 | Donald P. Newell |
| 1995 | Je'Rod Cherry |
| 2008 | Alex Mack |
| 2010 | Mike Mohamed |

COLORADO

| | |
|------|---------------|
| 1961 | Joe Romig |
| 1970 | Jim Cooch |
| 1973 | Rick Bland |
| 1987 | Eric McCarty |
| 1992 | Jim Hansen |
| 2006 | Brian Daniels |
| 2010 | Nate Solder |

OREGON

| | |
|------|----------------|
| 1990 | Bill Musgrave |
| 2007 | Dennis Dixon |
| 2019 | Justin Herbert |

OREGON STATE

| | |
|------|----------------|
| 1961 | Mike Kline |
| 1962 | Terry W. Baker |

STANFORD

| | |
|------|------------------|
| 1967 | John P. Root |
| 1970 | John Sandle III |
| 1976 | Duncan McColl |
| 1980 | Milt McColl |
| 1981 | Darrin Nelson |
| 1983 | John Bergren |
| 1992 | Glyn Milburn |
| 1994 | Justin Armour |
| 1995 | David Walker |
| 1997 | Damon Dunn |
| 2010 | Owen Marecic |
| 2014 | Jordan Richardss |
| 2019 | Casey Toohill |

UCLA

| | |
|------|---------------------|
| 1967 | Gary Beban |
| 1970 | Dennis Dummit |
| 1973 | T. Mark Harmon |
| 1975 | John M. Sciarra |
| 1976 | Jeffrey A Dankworth |
| 1988 | Carnell Lake |
| 1991 | Brian Kelly |
| 1992 | Carlton Gray |
| 2015 | Jake Brendel |

USC

| | |
|------|-------------------|
| 1965 | Charles Arrobio |
| 1969 | Harry Khasigian |
| 1974 | Pat Haden |
| 1977 | Gary Bethel |
| 1979 | Paul McDonald |
| 1984 | Duane Bickett |
| 1986 | Jeffrey B. Bregel |
| 1989 | John Jackson |
| 1994 | Tony Boselli |
| 1995 | Jeremy Hogue |
| 1996 | Matt Keneley |
| 1999 | Chad Morton |
| 2012 | Matt Barkley |

UTAH

| | |
|------|--------------------|
| 1962 | Ronald Manno |
| 1964 | Melville Carpenter |
| 2008 | Louie Sakoda |

WASHINGTON

| | |
|------|----------------|
| 1960 | Barry Bullard |
| 1963 | Mike Briggs |
| 1964 | Bill Douglas |
| 1966 | Michael Ryan |
| 1972 | William Cahill |
| 1984 | Dan Eernissee |
| 1985 | Hugh Millen |
| 1987 | David T. Rill |
| 1993 | Jim Nevelle |
| 2020 | Elijah Molden |

WASHINGTON STATE

| | |
|------|------------------|
| 1982 | Gregory Porter |
| 1988 | Ed Tingstad |
| 1991 | Jason Hanson |
| 2007 | Alex Brink |
| 2011 | Jared Karstetter |

NATIONAL FOOTBALL FOUNDATION ACADEMIC HONORS

NFF HAMPSHIRE HONOR SOCIETY

| | | | | | | | |
|------|---|------|---|--|---|--|--|
| 2006 | Andrew Carnahan, ASU Ben Carpenter, COLO Brian Daniels, COLO Adam Koets, OSU Casey Evans, UTAH | 2011 | Paul Vassallo, ARIZ Aaron Pflugrad, ASU Ernest Owusu, CAL Mitchell Schwartz, CAL Giorgio Tavecchio, CAL Logan Gray, COLO Tony Poremba, COLO Travis Sandersfeld, COLO Cameron Rodd, ASU Kevin Frahm, OSU Marcus Perry, OSU Andrew Luck, STAN Griff Whalen, STAN Cody Romness, USC Derrick Shelby, UTAH J.J. Williams, UTAH Jared Karstetter, WSU Daniel Wagner, WSU | Jordan Richards, STAN Torsten Rotto, STAN Jeff Trojan, STAN Jordan Williamson, STAN Eric Kendricks, UCLA Jacoby Hale, UTAH Mar Pouvave, UTAH Eric Rowe, UTAH Hau'oli Kikaha, WASH Danny Shelton, WASH Mitchell Peterson, WSU | 2018 | Jake Ashton, CAL Ian Bunting, CAL Patrick Laird, CAL Maurice Ways, CAL Aaron Haigler, COLO Timmy Hernandez, OSU Connor Kelsey, OSU Jake Bailey, STAN Sean Barton, STAN Frank Buncom, STAN Jesse Burkett, STAN Dylan Jackson, STAN Caleb Wilson, UCLA Marquise Blair, UTAH Mitch Wishnowsky, UTAH Tevis Bartlett, WASH Jake Browning, WASH Ben Burr-Kirven, WASH Greg Gaines, WASH Jordan Miller, WASH Nick Begg, WSU Taylor Comfort, WSU Gardner Minshew, WSU Peyton Pelluer, WSU | |
| 2007 | Spencer Larsen, ARIZ Michael Marquart, ASU Brandon Rodd, ASU John Allen, CAL Greg Van Hoesen, CAL Kevin Eberhart, COLO Byron Ellis, COLO Dustyn Sprague, COLO Dennis Dixon, ORE Stephen Tate, UTAH Cody Ellis, WASH Romeen Abdolmohammadi, WSU Alex Brink, WSU Jed Collins, WSU Matt Mullennix, WSU | 2012 | Trace Biskin, ARIZ John Bonano, ARIZ Brandon Johnson, ASU Matt Summers-Gavin, CAL Dustin Ebner, COLO Will Pericak, COLO Colby Prince, OSU Daniel Zychlinski, STAN Matt Barkley, USC Khaled Holmes, USC Kyle Negrete, USC Dave Fagergren, UTAH Luke Matthew, UTAH Sean Sellwood, UTAH Tevita Stevens, UTAH Andrew Lintz, WSU | 2015 | Casey Skowron, ARIZ Mike Bercovici, ASU Kweishi Brown, ASU Nick Kelly, ASU Todd Bar, CAL Cody Bickham, CAL Jered Bell, COLO Nelson Spruce, COLO Reed Miller, STAN Aziz Shittu, STAN Jake Brendel, UCLA Alex Wood, USC | 2019 | Cody Creason, ARIZ Eno Benjamin, ASU Kyle Williams, ASU Steven Coultts, CAL Ben Hawk Schrider, CAL Greg Thomas, CAL Lucas Cooper, COLO Jalen Harris, COLO Alex Kinney, COLO Timothy Lynott Jr., COLO Davis Price, COLO Jacob Breeland, ORE Justin Herbert, ORE Juwan Johnson, ORE Sean Killpatrick, ORE Charlie Landgraf, ORE Shane Lemieux, ORE Blake Maimone, ORE Calvin Throckmorton, ORE Blake Brandel, OSU Jordan Choukair, OSU Keegan Firth, OSU Andrzej Hughes-Murray, OSU Daniel Rodriguez, OSU Ryan Beecher, STAN Richard McNitzky, STAN Cameron Scarlett, STAN Casey Toohill, STAN Johnny Den Bleyker, UCLA Josh Woods, UCLA Terrell Burgess, UTAH Jaylon Johnson, UTAH Andrew Strauch, UTAH AJ Carty, WASH Nick Harris, WASH Jared Hilbers, WASH Joel Whitford, WASH Brandon Arconado, WSU Gage Gubrud, WSU |
| 2008 | Jason Bondzio, ARIZ Anthony Reyes, ASU Alex Mack, CAL Will Ta'ufu'ou, CAL Zach Smith, CAL George Hypolite, COLO Nick Reed, ORE Andrew Levitre, OSU Logan Paulsen, UCLA Jeff Byers, USC Louie Skaoda, UTAH Vaughn Lesuma, WSU Matt Mullennix, WSU | 2013 | Brian Chacon, ARIZ Jake Fischer, ARIZ Tevin Hood, ARIZ Ted Agu, CAL (posthumous) Mitch Bartolo, CAL Mark Brazinski, CAL Nate Bonsu, COLO Conor McFadden, STAN Devon Kennard, USC Sean Fitzgerald, UTAH Anthony Denham, UTAH | 2016 | Fred Gammage, ASU Matt Haack, ASU Laiu Moeakiola, ASU Ryan Severson, COLO Jeff Lockie, ORE Johnny Ragin III, ORE Matt Wogan, ORE Kyle Haley, OSU Ryan Navarro, OSU Ricky Ortiz, OSU Johnny Caspers, STAN Dallas Lloyd, STAN Conrad Ukropina, STAN Garett Bolles, UTAH Hunter Dimick, UTAH Chase Dominguez, UTAH Evan Eggiman, UTAH Ken Hampel, UTAH Evan Moeai, UTAH Nick Nowakowski, UTAH Sharrieff Shah, Jr., UTAH Marcus Williams, UTAH | | |
| 2009 | Chris Gronkowski, ARIZ Mke Nixon, ASU Mark Boskovich, CAL Jake Behrens, COLO Taylor Kavanaugh, OSU Gregg Peat, OSU Logan Paulsen, UCLA Trevor Theriot, UCLA Jeff Byers, USC Jordan Congdon, USC Zane Beadles, UTAH Kepa Gaison, UTAH Ben Hendy, UTAH Trevor Moss, UTAH Kenny Alfred, WSU Joe Eppele, WSU | 2014 | Jared Tevis, ARIZ Blair Tushaus, ARIZ Taylor Kelly, ASU Chris Adcock, CAL Cormac Craigie, CAL James Langford, CAL Joey Mahalic, CAL Brad Cotner, COLO Tyler McCulloch, COLO Darragh O'Neill, COLO Will Oliver, COLO Richard Yates, COLO Marcus Mariota, ORE Connor Hamlett, OSU Henry Anderson, STAN Anthony Hayes, STAN Gautam Krishnamurthi, STAN David Parry, STAN Jordan Pratt, STAN Ben Rhyne, STAN | 2017 | Jacob Brimhall, ASU Matt Anderson, CAL J.D. Hinnant, CAL Tony Makari, CAL Chas Peterson, CAL Luke Rubenzer, CAL George Frazier, COLO Chris Graham, COLO Michael Mathewes, COLO Derek McCartney, COLO Ryan Nall, OSU Nick Porebski, OSU David Bright, STAN Peter Kalambayi, STAN Harrison Phillips, STAN Dalton Schultz, STAN Mike Tyler, STAN Mitchell Cox, WSU | | |
| 2010 | Thomas Weber, ASU Justin Kahut, OSU Wilder McAnders, OSU Aason Nichols, OSU Chase Beeler, STAN Owen Marecic, STAN Mike Mohamed, CAL Daniel Rees, UCLA Jordan Holmes, ORE Casey Hamlett, WSU Micah Hannam, WSU Chima Nwachukwu, WSU Chris Prummer, WSU Nate Solder, COLO Caleb Schlauderaff, UTAH | | | | | | |



- 2020
 - Jake Curhan, CAL
 - Drew Schlegel, CAL
 - Hunter Kampmoyer, ORE
 - Drew Dalman, STAN
 - Scooter Harrington, STAN
 - Walker Little, STAN
 - J.J. Parson, STAN
 - Caleb Phillips, STAN
 - Foster Sarell, STAN
 - Jet Toner, STAN
 - Connor Wedington, STAN
 - London Bartholomew, UTAH
 - Drew Lisk, UTAH
 - Elijah Molden, WASH

- 2021
 - Bryce Wolma, ARIZ
 - John Stivers, ASU
 - Rachaad White, ASU
 - Elijah Hicks, CAL
 - Matt Horwitz, CAL
 - Collin Moore, CAL
 - Sami Nazzal, CAL
 - Matt Lynch, COL
 - Nico Magri, COL
 - Jonathan Van Diest, COL
 - Carson Wells, COL
 - Nate Heaukulani, ORE
 - Dru Mathis, ORE
 - Kayvon Thibodeaux, ORE
 - Nathan Eldridge, OSU
 - Andrzej Hughes-Murray, OSU
 - Thomas Booker, STAN
 - Jordan Fox, STAN
 - Tangaloa Kaufusi, STAN
 - Trey LaBounty, STAN
 - Donjae Logan, STAN
 - Jake Lynch, STAN
 - Dylan Plautz, STAN
 - Isaiah Sanders, STAN
 - Jack West, STAN
 - Noah Williams, STAN
 - Greg Dulcich, UCLA
 - Ethan Fernea, UCLA
 - Quentin Lake, UCLA
 - Otito Ogbonnia, UCLA
 - Ben Griffiths, USC
 - Damon Johnson, USC
 - Erik Krommenhoek, USC
 - Britain Covey, UTAH
 - Cole Fotheringham, UTAH
 - Joe Ludwig, UTAH
 - Keegan Markgraf, UTAH
 - Race Porter, WASH
 - Max Borghi, WSU
 - Dallas Hobbs, WSU

PAC-12 PLAYER OF THE YEAR

- 1975 Chuck Muncie, RB, CAL
- 1976 Ricky Bell, RB, USC
- 1977 Guy Benjamin, QB, STAN
Warren Moon, QB, WASH
- 1978 Charles White, RB, USC
- 1979 Charles White, RB, USC
- 1980 John Elway, QB, Stanford
- 1981 Marcus Allen, RB, USC
- 1982 John Elway, QB, STAN
Tom Ramsey, QB, UCLA
- 1983 OFF: Steve Pelluer, QB, WASH
DEF: Ricky Hunley, LB, ARIZ
Ron Rivera, LB, CAL
- 1984 OFF: Rueben Mayes, RB, WSU
DEF: Duane Bickett, LB, USC
- 1985 OFF: Rueben Mayes, RB, WSU
DEF: Mark Walen, DT, UCLA
- 1986 OFF: Brad Muster, TB, STAN
DEF: Byron Evans, ILB, ARIZ
- 1987 OFF: Troy Aikman, QB, UCLA
DEF: Chuck Cecil, FS, ARIZ
- 1988 OFF: Rodney Peete, QB, USC
DEF: Dana Wells, NG, ARIZ
- 1989 OFF: Steve Broussard, RB, WSU
DEF: Junior Seau, OLB, USC
- 1990 OFF: Greg Lewis, RB, WASH
DEF: Steve Emtman, DT, WASH
Darryl Lewis, CB, ARIZ
- 1991 OFF: Mike Pawlawski, QB, CAL
Mario Bailey, WR, WASH
DEF: Steve Emtman, DT, WASH
- 1992 OFF: Drew Bledsoe, QB, WSU
DEF: Dave Hoffmann, ILB, WASH
- 1993 OFF: J.J. Stokes, SE, UCLA
DEF: Rob Waldrop, NG, ARIZ
- 1994 OFF: Napoleon Kaufman, TB, WASH
DEF: Mark Fields, MLB, WSU
- 1995 OFF: Keyshawn Johnson, WR, USC
DEF: Tedy Bruschi, DE, ARIZ
- 1996 OFF: Jake Plummer, QB, ASU
DEF: Jason Chorak, OLB, WASH
- 1997 OFF: Ryan Leaf, QB, WSU
DEF: Pat Tillman, OLB, ASU
- 1998 OFF: Cade McNown, QB, UCLA
Akili Smith, QB, ORE
DEF: Chris Claiborne, ILB, USC
- 1999 OFF: Troy Walters, FL, STAN
DEF: Deltha O'Neal, CB, CAL
FR: Kareem Kelly, SE, USC
- 2000 OFF: Marques Tuiasosopo, QB, WASH
DEF: Adam Archuleta, OLB, ASU
FR: Terrell Suggs, DE, ASU
- 2001 OFF: Joey Harrington, QB, ORE
DEF: Robert Thomas, MLB, UCLA
FR: Teyo Johnson, WR, STAN
Reggie Williams, WR, WASH
- 2002 OFF: Jason Gesser, QB, WSU
Carson Palmer, QB, USC
DEF: Terell Suggs, DE, ASU
FR: Mike Williams, WR, USC
- 2003 OFF: Matt Leinart, QB, USC
DEF: Dave Ball, DE, UCLA
FR: Brandon Browner, CB, OSU
- NOTE: In 2004, the Defensive Player of the Year Award was renamed the Pat Tillman Defensive Player of the Year.
- 2004 OFF: Reggie Bush, TB, USC
Matt Leinart, QB, USC
DEF: Shaun Cody, DL, USC
Bill Swancutt, DE, OSU
FR: Zach Miller, TE, ASU
- 2005 OFF: Reggie Bush, TB, USC
DEF: Haloti Ngata, DT, ORE
Dale Robinson, MLB, ASU
FR: Jeremy Perry, OG, OSU
Mike Thomas, WR, ARIZ
- 2006 OFF: Marshawn Lynch, RB, CAL
DEF: Daymeion Hughes, CB, CAL
FR: Jairus Byrd, CB, ORE
Taylor Mays, FS, USC
Alterraun Verner, CB, UCLA
- 2007 OFF: Dennis Dixon, QB, ORE
DEF: Sedrick Ellis, NT, USC
FR: Jake Locker, QB, WASH
- 2008 OFF: Jacquizz Rodgers, RB, OSU
DEF: Rey Maua, LB, USC
FR: Jacquizz Rodgers, RB, OSU
- 2009 OFF: Toby Gerhart, RB, STAN
DEF: Brian Price, DT, UCLA
OFR: LaMichael James, RB, ORE
DFR: Vontaze Burfict, MLB, ASU
- 2010 OFF: Andrew Luck, QB, STAN
DEF: Stephen Paea, DT, OSU
OFR: Robert Woods, WR, USC
DFR: Junior Onyeali, DE, ASU
- 2011 OFF: Andrew Luck, QB, STAN
DEF: Mychal Kendricks, LB, CAL
OFR: Marqise Lee, WR, USC
De'Anthony Thomas, RB, ORE
DFR: Dion Bailey, LB, USC
- 2012 OFF: Marqise Lee WR, USC
DEF: Will Sutton, DT, ASU
OFR: Marcus Mariota, QB, ORE
DFR: Leonard Williams, DL, USC
- 2013 OFF: Ka'Deem Carey, RB, ARIZ
DEF: Will Sutton, DT, ASU
OFR: Myles Jack, RB, UCLA
DFR: Myles Jack, LB, UCLA
- 2014 OFF: Marcus Mariota, QB, ORE
DEF: Scooby Wright III, LB, ARIZ
OFR: Royce Freeman, RB, ORE
DFR: Adoreé Jackson, DB, USC
- 2015 OFF: Christian McCaffrey, RB, STAN
DEF: DeForest Buckner, DE, ORE
OFR: Josh Rosen, QB, UCLA
DFR: Cameron Smith, LB, USC
- 2016 OFF: Jake Browning, QB, WASH
DEF: Adoree' Jackson, DB, USC
OFR: Sam Darnold, QB, USC
DFR: Taylor Rapp, DB, WASH
- 2017 OFF: Bryce Love, RB, STAN
DEF: Vita Vea, DL, WASH
OFR: J.J. Taylor, RB, ARIZ
Walker Little, OL, STAN
DFR: Colin Schooler, LB, ARIZ
- 2018 OFF: Gardner Minshew II, QB, WSU
DEF: Ben Burr-Kirven, LB, WASH
OFR: Jermar Jefferson, RB, OSU
DFR: Merlin Robertson, LB, ASU
- 2019 OFF: Zack Moss, RB, UTAH
DEF: Evan Weaver, LB, CAL
OFR: Kedon Slovis, QB, USC
DFR: Kayvon Thibodeaux, DE, ORE
- 2020 OFF: Jarek Broussard, RB, COL
DEF: Talanoa Hufanga, DB, USC
OFR: Ty Jordan, RB, UTAH
DFR: Noah Sewell, LB, ORE
- 2021 OFF: Drake London, WR, USC
DEF: Devin Lloyd, LB, UTAH
OFR: Jayden de Laura, QB, WSU
DFR: Junior Tafuna, DT, UTAH



NATIONAL COACH OF THE YEAR

(selected by the American Football Coaches Association and the Football Writers Association of America*)

- 1940 Clark Shaughnessy, Stanford (AFCA)
- 1951 Chuck Taylor, Stanford (AFCA)
- 1954 Henry "Red" Sanders, UCLA (AFCA)
- 1962 John McKay, USC (AFCA, FWAA)
- 1965 Tommy Prothro, UCLA (AFCA)
- 1972 John McKay, USC (AFCA, FWAA)
- 1975 Frank Kush, Arizona State (AFCA) not a member of conference at time
- 1977 Don James, Washington (AFCA)
- 1989 Bill McCartney, Colorado (AFCA, FWAA) not a member of conference at time
- 1991 Don James, Washington (FWAA)
- 1994 Rich Brooks, Oregon (FWAA)
- 1996 Bruce Snyder, Arizona State (AFCA, FWAA)
- 1997 Mike Price, Washington State (FWAA)
- 2003 Pete Carroll, USC (AFCA)
- 2004 Urban Meyer, UTAH (FWAA) not a member of conference at time
- 2008 Kyle Whittingham, UTAH (AFCA) not a member of conference at time
- 2010 Chip Kelly, ORE (AFCA, FWAA)
- 2016 Mike MacIntyre, Colorado (AFCA, FWAA)
- 2018 Mike Leach, Washington State (AFCA)

* AFCA has selected a Coach of the Year since 1935, the FWAA since 1957.

PAC-12 FOOTBALL SCHOLAR-ATHLETE OF THE YEAR

- 2007 - Spencer Larsen, ARIZ
- 2008 - Alex Mack, CAL
- 2009 - Mike Nixon, ASU
- 2010 - Mike Mohamed, CAL
- 2011 - Jared Karstetter, WSU
- 2012 - John Bonano, ARIZ
- 2013 - Ben Rhyne, STAN
- 2014 - Taylor Kelly, ASU
- 2015 - Mike Bercovici, ASU
- 2016 - Jake Eldrenkamp, WASH
- 2017 - Matt Anderson, CAL
- 2018 - Ben Burr-Kirven, WASH
- 2019 - Justin Herbert, ORE
- 2020 - Michael Saffell, CAL
- 2021 - Britain Covey, UTAH

PAC-12 COACH OF THE YEAR

- 1975 Dick Vermeil, UCLA
- 1976 John Robinson, USC
- 1977 Bill Walsh, Stanford
- 1978 John Robinson, USC
- 1979 Rich Brooks, Oregon
- 1980 Don James, Washington
- 1981 Jim Walden, Washington State
- 1982 Joe Kapp, California
- 1983 Jim Walden, Washington State
- 1984 Ted Tollner, USC
- 1985 Terry Donahue, UCLA
- 1986 John Cooper, Arizona State
- 1987 Larry Smith, USC
- 1988 Larry Smith, USC
Dennis Erickson, Washington State
- 1989 Dave Kragthorpe, Oregon State
- 1990 Don James, Washington
Bruce Snyder, California
- 1991 Don James, Washington
- 1992 Dick Tomey, Arizona
- 1993 Terry Donahue, UCLA
- 1994 Rich Brooks, Oregon
- 1995 Tyrone Willingham, Stanford
- 1996 Bruce Snyder, Arizona State
- 1997 Mike Price, Washington State
- 1998 Bob Toledo, UCLA
- 1999 Tyrone Willingham, Stanford
- 2000 Dennis Erickson, Oregon State
- 2001 Mike Price, Washington State
- 2002 Jeff Tedford, California
- 2003 Pete Carroll, USC
Bill Doba, Washington State
- 2004 Jeff Tedford, California
- 2005 Pete Carroll, USC
Karl Dorrell, UCLA
- 2006 Pete Carroll, USC
- 2007 Dennis Erickson, Arizona State
- 2008 Mike Riley, Oregon State
- 2009 Chip Kelly, Oregon
- 2010 Chip Kelly, Oregon
- 2011 David Shaw, Stanford
- 2012 David Shaw, Stanford
- 2013 Todd Graham, Arizona State
- 2014 Rich Rodriguez, Arizona
- 2015 Mike Leach, Washington State
David Shaw, Stanford
- 2016 Mike MacIntyre, Colorado
- 2017 David Shaw, Stanford
- 2018 Mike Leach, Washington State
- 2019 Kyle Whittingham, Utah
- 2020 Karl Dorrell, Colorado
- 2021 Kyle Whittingham, Utah

COACHES WITH MULTIPLE WINS

| | |
|------------------------------|---|
| David Shaw, STAN | 4 |
| Pete Carroll, USC | 3 |
| Don James, WASH | 3 |
| Dennis Erickson, WSU/OSU/ASU | 3 |
| Kyle Whittingham, UTAH | 2 |
| Karl Dorrell, COL/UCLA | 2 |
| Chip Kelly, ORE | 2 |
| Mike Leach, WSU | 2 |
| Terry Donahue, UCLA | 2 |
| Larry Smith, USC | 2 |
| John Robinson, USC | 2 |
| Rich Brooks, ORE | 2 |
| Jim Walden, WSU | 2 |
| Bruce Snyder, CAL/ASU | 2 |
| Ty Willingham, STAN | 2 |
| Mike Price, WSU | 2 |
| Jeff Tedford, CAL | 2 |

1952

OFFENSE

- E Sam Morley, STAN
- E George Black, WASH
- T Lou Yourkowski, WASH
- T Elmer Messinger, WSU
- G Elmer Willhoite, USC
- G Ed Flynn, UCLA
- C Lou Walsh, USC
- QB Don Heinrich, WASH
- HB Jim Sears, USC
- HB Paul Cameron, UCLA
- FB John Olszewski, CAL

DEFENSE

- E Bob Hooks, USC
- E Emery Barnes, ORE
- T Bob Van Doren, USC
- T Charles Doud, UCLA
- G Elmer Willhoite, USC
- G Jim Salisbury, UCLA
- LB George Timberlake, USC
- LB Donn Moomaw, UCLA
- HB Bill Stits, UCLA
- HB Jim Psaltis, USC
- S Jim Sears, USC

1953

- E Sam Morley, STAN
- E John Steinberg, STAN
- T Charles Doud, UCLA
- T Jack Ellena, UCLA
- G Milt Bohart, WASH
- G George Timberlake, USC
- C Matt Hazeltine, CAL
- B Paul Cameron, UCLA
- B Aramis Dandoy, USC
- B Bob Garrett, STAN
- B George Shaw, ORE

1954

- E Jim Hanifan, CAL
- E John Stewart, STAN
- T Jack Ellena, UCLA
- T Ed Fouch, USC
- G Jack Patera, ORE
- G Jim Salisbury, UCLA
- C Matt Hazeltine, CAL
- B Bob Davenport, UCLA
- B Paul Larson, CAL
- B George Shaw, ORE
- B Primo Villanueva, UCLA

1955

- E Leon Clarke, USC
- E Rommie Loudd, UCLA
- T Paul Wiggin, STAN
- T Fred Robinson, WASH
- G Hardiman Cureton, UCLA
- G Orlando Ferrante, USC
- C Steve Palmer, UCLA
- B Jon Arnett, USC
- B Sam Brown, UCLA
- B Bob Davenport, UCLA
- B Bill Tarr, STAN

1956

- E Phil McHugh, ORE
- E Bill Steiger, WSU
- T John Witte, OSU
- T George Struger, WASH
- T Paul Wiggin, STAN
- G Esker Harris, UCLA
- G Don Gilkey, CAL
- C Jim Matheny, UCLA
- B Jon Arnett, USC
- B John Brodie, STAN
- B Earnel Durden, OSU
- B C.R. Roberts, USC

1957

- E Don Ellingsen, WSU
- E Dick Wallen, UCLA
- T Bill Leeka, UCLA
- T Troy Barbee, STAN
- G Jerry Kramer, IDAHO
- G Harry Mondale, ORE
- C Francis Randall, OSU
- B Bob Newman, WSU
- B Joe Francis, OSU
- B Jim Shanley, ORE
- B Jim Jones, WASH

1958

- E Chris Burford, STAN
- E Marlin McKeever, USC
- T Ted Bates, OSU
- T Bill Leeka, UCLA
- G Bob Grottkau, ORE
- G Frank Fiorentino, USC
- G Jim Brackins, OSU
- C Bob Peterson, ORE
- B Joe Kapp, CAL
- B Jack Hart, CAL
- B Willie West, ORE
- B Charles Morrell, WSU

1959

- E Marlin McKeever, USC
- E Chris Burford, STAN
- T Ron Mix, USC
- T Frank Sally, CAL
- G Chuck Allen, WASH
- G Mike McKeever, USC
- C Harry Baldwin, UCLA
- B Bob Schloredt, WASH
- B Don McKeta, WASH
- B Jerry Traynham, USC
- B Ray Smith, UCLA

1960

- E Marlin McKeever, USC
- T Marv Luster, UCLA
- T Kurt Gegner, WASH
- T Marshall Shirk, UCLA
- G Chuck Allen, WASH
- G Jack Metcalf, UCLA
- C Roy McKasson, WASH
- QB Bill Kilmer, UCLA
- HB Don McKeta, WASH
- HB George Fleming, WASH
- FB Ray Jackson, WASH
- FB Skip Face, STAN
- FB George Pierovich, CAL

1961

- E Hal Bedsole, USC
- E George Honor, STAN
- T John Meyers, WASH
- T Frank Buncom, USC
- G Britt Williams, USC
- G Jim Skaggs, WASH
- C Ron Hull, UCLA
- QB Pete Beathard, USC
- HB Bobby Smith, UCLA
- HB Charlie Mitchell, WASH
- FB Ben Wilson, USC

1962

- E Hal Bedsole, USC
- E Hugh Campbell, WSU
- T Gary Kirner, USC
- T Rod Scheyer, WASH
- T Rick Redman, WASH
- G Marv Harris, STAN
- G Damon Bame, USC
- C Andy Von Sonn, UCLA
- QB Pete Beathard, USC
- HB Charlie Mitchell, WASH
- HB Kermit Alexander, UCLA
- HB Willie Brown, USC
- FB Junior Coffey, WASH
- SP Ed Cummings, STAN

1963

- E Mel Profit, UCLA
- E Frank Patitucci, STAN
- T Mike Briggs, WASH
- T Gary Kirner, USC
- G Rick Redman, WASH
- G Damon Bame, USC
- C Marv Harris, STAN
- QB Bill Douglas, WASH
- HB Willie Brown, USC
- HB Mike Garrett, USC
- FB Junior Coffey, WASH

1964

- OFFENSE**
- E Jack Schraub, CAL
 - E Kurt Altenberg, UCLA
 - T Rich Koeper, OSU
 - T Kent Francisco, UCLA
 - T Bob Svihus, USC
 - G Bill Fisk, USC
 - G Mark Richards, ORE
 - C Dave Tobey, ORE
 - QB Craig Morton, CAL
 - HB Clarence Williams, WSU
 - HB Mike Garrett, USC
 - FB Ray Handley, STAN

DEFENSE

- E Jeff Smith, USC
- E Jim Lambright, WASH
- T Stan Dzura, CAL
- T Gary Pettigrew, STAN
- G Kull Hagen, WASH
- G Russ Banducci, UCLA
- LB Jack Chapple, STAN
- LB Rick Redman, WASH
- DB Dick Ragsdale, STAN
- DB Dan Espalin, OSU
- DB Gary Hill, USC

1965

OFFENSE

- E Dave Williams, WASH
- E Kurt Altenberg, UCLA
- T Chuck Arrobio, USC
- T Russ Banducci, UCLA
- G John Garamendi, CAL
- G Frank Lopez, USC
- C Paul Johnson, USC
- QB Gary Beban, UCLA
- FB Peter Pifer, OSU
- HB Mike Garrett, USC
- HB Mel Farr, UCLA

DEFENSE

- E Jim Walker, USC
- E Jim Colletto, UCLA
- T Fred Forsberg, WASH
- T Ron Yary, USC
- T Wayne Foster, WSU
- G John Richardson, UCLA
- G Mike Hibler, STAN
- LB Jeff Smith, USC
- LB Jack O'Billovich, OSU
- DB Nate Shaw, USC
- DB Bob Stiles, UCLA
- DB Willie Gaskins, WSU

1966

OFFENSE

- E Ron Drake, USC
- E Doug Flansburg, WSU
- T Ron Yary, USC
- T Jim Wilkin, OSU
- G Rich Deakers, UCLA
- G Mike Ryan, WASH
- G Jim Homan, USC
- C Ron Vrlcack, WSU
- QB Gary Beban, UCLA
- HB Mel Farr, UCLA
- HB Rod Sherman, USC
- FB Peter Pifer, OSU

DEFENSE

- E Tom Greenlee, WASH
- E Ray May, USC
- T Steve Thompson, WASH
- T Skip Diaz, OSU
- G John Richardson, UCLA
- G Larry Petrill, USC
- LB Adrian Young, USC
- LB Don Manning, UCLA
- DB Nate Shaw, USC
- DB Jim Smith, ORE
- DB Wayne Stewart, CAL

1967

OFFENSE

- E Earl McCullough, USC
- E Gary Houser, OSU
- T Ron Yary, USC
- T Larry Slagle, UCLA
- G Dave Marlette, OSU
- G Dennis Murphy, UCLA
- C John Erquiaga, UCLA
- QB Gary Beban, UCLA
- B O.J. Simpson, USC
- B Gene Washington, STAN
- B Bill Enyart, OSU



DEFENSE

- E Tim Rossoovich, USC
E Mike McCaffrey, CAL
T Steve Thompson, WASH
T Blaine Nye, STAN
G George Dames, ORE
LB Adrian Young, USC
LB Don Manning, UCLA
LB Marty Brill, STAN
B Mike Battle, USC
B Jim Smith, ORE
B Mark Gustafson, UCLA

1968

OFFENSE

- E Bob Klein, USC
E Wayne Stewart, CAL
T Malcolm Snider, STAN
T Sid Smith, USC
G Fred Khasigian, USC
G Clyde Smith, OSU
C John Didion, OSU
QB Steve Sogge, USC
B O.J. Simpson, USC
B Gene Washington, STAN
B Bill Enyart, OSU

DEFENSE

- E Jim Gunn, USC
E Mike McCaffrey, CAL
LN George Dames, ORE
LN Larry Agajanian, UCLA
LN Jon Sandstrom, OSU
LB George Jugum, WASH
LB Don Parish, STAN
B Al Worley, WASH
B Omri Hildreth, ORE
B Ken Wiedemann, CAL

1969

OFFENSE

- E Bob Moore, STAN
E Gwen Cooper, UCLA
T Sid Smith, USC
T Bob Richards, CAL
G Fred Khasigian, USC
G Dennis Alumbaugh, UCLA
C John Sande, STAN
QB Jim Plunkett, STAN
B Clarence Davis, USC
B Greg Jones, UCLA
B Bobby Moore, ORE

DEFENSE

- E Jim Gunn, USC
E Irby Augustine, CAL
LN Floyd Reese, UCLA
LN Al Cowlings, USC
LN Wes Grant, UCLA
LN Jess Lewis, OSU
LB Mike Ballou, UCLA
LB Don Parish, STAN
B Mel Easley, OSU
B Lionel Thomas, WSU
B Tyrone Hudson, USC
B Rick Keller, STAN

1970

OFFENSE

- E Bob Newland, ORE
E Bob Moore, STAN
T Bob Richards, CAL
T Steve Jibb, STAN
G Steve Busch, WSU
G Ernie Janet, WASH
C Dave Dalby, UCLA
QB Jim Plunkett, STAN
B Clarence Davis, USC
B Bobby Moore, ORE
B Randy Vataha, STAN

DEFENSE

- E Charles Weaver, USC
E Jim Sherbert, OSU
LN Craig Hannemann, OSU
LN Tom Falla, WASH
LN Dave Tipton, STAN
LN Sherman White, CAL
LB Phil Croyle, CAL
LB Tom Graham, ORE
LB Jeff Siemon, STAN
B Lionel Coleman, ORE
B Cal Jones, WASH
B Ray Youngblood, CAL

1971

OFFENSE

- E Tom Scott, WASH
E Bob Christiansen, UCLA
T John Vella, USC
T Tom Drougas, ORE
G Steve Busch, WSU
G John McKean, ORE
C Dave Dalby, UCLA
QB Don Bunce, STAN
RB Bernard Jackson, WSU
RB Bobby Moore, ORE
FL Steve Sweeney, CAL
K Don Sweet, WSU

DEFENSE

- E Jim Sherbert, OSU
E John Grant, USC
LN Pete Lazetich, STAN
LN Sherman White, CAL
LN Gordy Guinn, WASH
LN Larry Butler, STAN
LB Jeff Siemon, STAN
LB Steve Brown, OSU
LB Willie Hall, USC
B Ron Mims, WSU
B Bill Drake, ORE
B Cal Jones, WASH
B Ray Youngblood, CAL

1972

OFFENSE

- E Charles Young, USC
E Steve Sweeney, CAL
E Greg Specht, ORE
T Bruce Walton, UCLA
T Pete Adams, USC
T Bill Moos, WSU
G Steve Ostermann, WSU
G Bob Jurgenson, OSU
C Dave Brown, USC
QB Dan Fouts, ORE
RB Kermit Johnson, UCLA
RB James McAlister, UCLA
K Rod Garcia, STAN

DEFENSE

- LN John Grant, USC
LN Gordy Guinn, WASH
LN Bob Kampa, CAL
LN James Sims, USC
LB Steve Brown, OSU
LB Jim Merlo, STAN
LB Richard Wood, USC
B Allan Ellis, UCLA
B Calvin Jones, WASH
B Randy Polti, STAN
B Bill Bartley, OSU
P Bruce Barnes, UCLA

1973

OFFENSE

- E Russ Francis, ORE
E Jim Obradovich, USC
T Booker Brown, USC
T Ed Kezirian, UCLA
G Steve Ostermann, WSU
G Steve Klosterman, UCLA
C Geoff Reece, WSU
QB Mike Boryla, STAN
RB Kermit Johnson, UCLA
RB Anthony Davis, USC
WR Lynn Swann, USC
WR Bill Singler, STAN
PK Rod Garcia, STAN

DEFENSE

- LN Reggie Lewis, ORE
LN Monte Doris, USC
LN Roger Stillwell, STAN
LN Fred McNeill, UCLA
LB Richard Wood, USC
LB Tom Poe, WSU
LB Fulton Kuykendall, UCLA
LB James Sims, USC
DB Artimus Parker, USC
DB Randy Polti, STAN
DB Jimmy Allen, UCLA
DB James Bright, UCLA
DB Steve Donnelly, ORE
P Skip Boyd, WASH

1974

OFFENSE

- TE Jim Obradovich, USC
T Jeff Hart, OSU
T Marvin Powell, USC
G Steve Ostermann, WSU
G Bill Bain, USC
C Geoff Reece, USC
QB Steve Bartkowski, CAL
RB Anthony Davis, USC
RB Chuck Muncie, CAL
WR Steve Rivera, CAL
WR Norm Andersen, UCLA
PK Chris Limhelu, USC

DEFENSE

- LN Gary Jeter, USC
LN Pat Donovan, STAN
LN Art Riley, USC
LB Richard Wood, USC
LB Gordon Riegel, STAN
LB Gary Larsen, WSU
LB Ed Powell, USC
DB Charles Phillips, USC
DB Steve Donnelly, ORE
DB Danny Reece, USC
DB Marvin Cobb, USC
P Skip Boyd, WASH

1975

OFFENSE

- TE Ted Pappas, Sr., STAN
T Marvin Powell, Jr., USC
T Ted Albrecht, Jr., CAL
G Randy Cross, Sr., UCLA
G Phil McKinnely, Sr., UCLA
G Alez Karakazoff, Jr., STAN
C Ray Pinney, Sr., WASH
QB John Sciarra, Sr., UCLA
RB Chuck Muncie, Sr., CAL
RB Ricky Bell, Jr., USC
WR Steve Rivera, Sr., CAL
WR Tony Hill, Jr., STAN
PK Mike Langford, Sr., STAN

DEFENSE

- DL Gary Jeter, Jr., USC
DL Duncan McColl, Jr., STAN
DL Cliff Frazier, Sr., UCLA
LB Bob Horn, Sr., OSU
LB Dan Lloyd, Sr., WASH
LB Geb Church, Sr., STAN
LB Kevin Bruce, Sr., USC
DB Al Burleson, Sr., WASH
DB Danny Reece, Sr., USC
DB Mario Clark, Sr., ORE
DB Chuck Wills, Sr., ORE
P Gavin Hedrick, So., WSU

1976

OFFENSE

- TE Rick Walker, Sr., UCLA
T Marvin Powell, Sr., USC
T Ted Albrecht, Sr., CAL
G Donnie Hickman, Sr., USC
G Alex Karakozoff, Sr., STAN
C Duane Williams, Sr., CAL
QB Jack Thompson, Jr., WSU
RB Ricky Bell, Sr., USC
RB Theotis Brown, So., UCLA
WR Tony Hill, Sr., STAN
WR Mike Levenseller, Jr., WSU
PK Jim Breech, Jr., CAL

DEFENSE

- DL Charles Jackson, Sr., WASH
DL Duncan McColl, Sr., STAN
DL Gary Jeter, Sr., USC
DL Manu Tuiaosopo, So., UCLA
OLB David Lewis, Sr., USC
OLB Rod Martin, Sr., USC
ILB Clay Matthews, Jr., USC
ILB Jerry Robinson, So., UCLA
DB Dennis Thurman, Jr., USC
DB Oscar Edwards, Sr., UCLA
DB Jay Locey, Sr., OSU
DB Levi Armstrong, Jr., UCLA
P Frank Corral, Jr., UCLA

1977

OFFENSE

TE George Freitas, Sr., CAL
 T Gordon King, Sr., STAN
 T Gus Coppens, Sr., UCLA
 G Pat Howell, Jr., USC
 G Jeff Toews, Jr., WASH
 G Brad Budde, Jr., USC
 C Blair Bush, Sr., WASH
 QB Guy Benjamin, Sr., STAN
 RB Darrin Nelson, Fr., STAN
 RB Charles White, So., USC
 WR James Lofton, Sr., STAN
 WR Mike Levenseller, Sr., WSU
 PK Jim Breech, Sr., CAL

DEFENSE

DL Walt Underwood, Sr., USC
 DL Ralph DeLoach, Jr., CAL
 DL Manu Tuiasosopo, Jr., UCLA
 LB Clay Matthews, Sr., USC
 LB Jerry Robinson, Jr., UCLA
 LB Michael Jackson, Jr., WASH
 LB Gordon Ceresino, Jr., STAN
 DB Dennis Thurman, Sr., USC
 DB Ken Easley, Fr., UCLA
 DB Nesby Glasgow, Jr., WASH
 DB Levi Armstrong, Sr., UCLA
 P Gavin Hedrick, Sr., WSU

1978

OFFENSE

QB Jack Thompson, Sr., WSU
 RB Darrin Nelson, So., STAN
 RB Charles White, Jr., USC
 RB Theotis Brown, Jr., UCLA
 WR Ken Margerum, So., STAN
 WR Kevin Williams, So., USC
 TE Ron Beyer, Sr., ARIZ
 C Mark Chandless, Sr., WSU
 G Pat Howell, Sr., USC
 G Brad Budde, Jr., USC
 T Jeff Toews, Sr., WASH
 T Anthony Munoz, Jr., USC
 PK Peter Boormeester, Jr., UCLA

DEFENSE

DL Al Harris, Sr., ASU
 DL Doug Martin, Jr., WASH
 DL Manu Tuiasosopo, Sr., UCLA
 DL Rich Dimler, Sr., USC
 LB Michael Jackson, Sr., WASH
 LB Jerry Robinson, Sr., UCLA
 LB Gordy Ceresino, Sr., STAN
 LB Dennis Johnson, Jr., USC
 DB Kenny Easley, So., UCLA
 DB Nesby Glasgow, Sr., WASH
 DB Kim Anderson, Sr., ASU
 DB Kyle Heinrich, Sr., WASH
 P Marty King, Sr., USC

1979

OFFENSE

QB Paul McDonald, Sr., USC
 RB Charles White, Sr., USC
 RB Freeman McNeil, Jr., UCLA
 RB Joe Steele, Sr., WASH
 WR Ken Margerum, Jr., STAN
 WR Steve Coury, Sr., OSU
 TE Hoby Brenner, Jr., USC
 OL Tom Turnure, Sr., WASH
 OL Roy Foster, So., USC
 OL Keith Van Horne, Jr., USC
 OL Allan Kennedy, Jr., WSU
 OL Brad Budde, Sr., USC
 PK Ken Naber, Jr., STAN

DEFENSE

DL Doug Martin, Sr., WASH
 DL Bob Kohrs, Sr., ASU
 DL Vince Goldsmith, Jr., ORE
 DL Cleveland Crosby, Sr., ARIZ
 LB Dennis Johnson, Sr., USC
 LB A. Richardson, Sr., WASH
 LB Bruce Harrell, Sr., WASH
 LB Riki Gray, So., USC
 DB Kenny Easley, Jr., UCLA
 DB Ronnie Lott, Jr., USC
 DB Dennis Smith, Jr., USC
 DB Mark Lee, Sr., WASH
 P Ken Naber, Jr., STAN
 RS Mark Lee, Sr., WASH

1980

OFFENSE

QB John Elway, So., STAN
 RB Marcus Allen, Jr., USC
 RB Freeman McNeil, Sr., UCLA
 RB Darrin Nelson, Jr., STAN
 WR Ken Margerum, Sr., STAN
 WR Andre Tyler, Jr., STAN
 TE Tim Wrightman, Jr., UCLA
 C John Macaulay, Jr., STAN
 G Roy Foster, Jr., USC
 G Larry Lee, Sr., USC
 T Keith Van Horne, Sr., USC
 T Brian Holloway, Sr., STAN
 PK Chuck Nelson, So., WASH

DEFENSE

DL Irv Eatman, So., UCLA
 DL Vince Goldsmith, Sr., ORE
 DL Dennis Edwards, Jr., USC
 DL George Achica, So., USC
 LB Chip Banks, Jr., USC
 LB Vernon Maxwell, So., ASU
 LB Rich Dixon, Jr., CAL
 LB Avon Riley, Sr., UCLA
 DB Ronnie Lott, Sr., USC
 DB Dennis Smith, Sr., USC
 DB Kenny Easley, Sr., UCLA
 DB Dave Liggins, Sr., ARIZ
 P Mike Black, So., ASU
 RS Willie Gittens, So., ASU

1981

OFFENSE

QB Mike Pagel, Sr., ASU
 RB Marcus Allen, Sr., USC
 RB Darrin Nelson, Sr., STAN
 RB Gerald Riggs, Sr., ASU
 WR Cormac Carney, Jr., UCLA
 WR Victor Simmons, Sr., OSU
 TE Tim Wrightman, Sr., UCLA
 OL Tony Slaton, Jr., USC
 OL Roy Foster, Sr., USC
 OL Bruce Matthews, Jr., USC
 OL Luis Sharpe, Sr., UCLA
 OL Harvey Salem, Jr., CAL
 PK Chuck Nelson, Jr., WASH

DEFENSE

DL Fletcher Jenkins, Sr., WASH
 DL George Achica, Jr., USC
 DL Dennis Edwards, Sr., USC
 DL Matt Elisara, Sr., WSU
 LB Chip Banks, Sr., USC
 LB Vernon Maxwell, Jr., ASU
 LB Mark Jerue, Sr., WASH
 LB Ricky Hunley, So., ARIZ
 DB Mike Richardson, Jr., ASU
 DB Paul Sorenson, Sr., WSU
 DB Vaughn Williams, So., STAN
 DB Ray Horton, Jr., WASH
 P Mike Black, Jr., ASU
 RS Anthony Allen, Jr., WASH

1982

OFFENSE

QB John Elway, Sr., STAN
 Tom Ramsey, Sr., UCLA
 RB Jacque Robinson, So, WASH
 RB Vincent White, Sr., STAN
 RB Vance Johnson, Sr., ARIZ
 WR Cormac Carney, Sr., UCLA
 WR Paul Skansi, Sr., WASH
 TE Chris Dressel, Sr., STAN
 OL Tony Slaton, Jr., USC
 OL Bruce Matthews, Sr., USC
 OL Jeff Kiewel, Sr., ARIZ
 OL Don Mosebar, Sr., USC
 OL Harvey Salem, Sr., CAL
 PK Chuck Nelson, Sr., WASH

DEFENSE

DL George Achica, Sr., USC
 DL Jim Jeffcoat, Sr., ASU
 DL Karl Morgan, Sr., UCLA
 DL Mike Walter, Sr., ORE
 LB Ricky Hunley, Jr., ARIZ
 LB Mark Stewart, Sr., WASH
 LB Vernon Maxwell, Sr., ASU
 LB Jack Del Rio, So., USC
 DB Mike Richardson, Sr., ASU
 DB Joey Browner, Sr., USC
 DB Vaughn Williams, Jr., STAN
 DB Al Gross, Sr., ARIZ
 P Mike Black, Sr., ASU
 RS Steve Brown, Sr., ORE

1983

OFFENSE

QB Steve Pelluer, Sr., WASH
 RB Kevin Nelson, Sr., UCLA
 RB Bryce Oglesby, Sr., OSU
 RB Kerry Porter, So., WSU
 WR Mike Sherrard, So., UCLA
 WR Brad Anderson, Sr., ARIZ
 TE Paul Bergmann, Sr., UCLA
 OL Tony Slaton, Sr., USC
 OL Gary Zimmerman, Sr., ORE
 OL Rick Mallory, Sr., WASH
 OL Dan Lynch, Jr., WSU
 OL Duval Love, Sr., UCLA
 PK Luis Zendejas, Jr., ASU

DEFENSE

DL Keith Millard, Sr., WSU
 DL Ron Holmes, Jr., WASH
 DL Dan Ralph, Sr., ORE
 DL Eric Williams, Sr., WSU
 LB Ron Rivera, Sr., CAL
 LB Ricky Hunley, Sr., ARIZ
 LB Jack Del Rio, Jr., USC
 LB Neal Dellocono, Jr., UCLA
 DB Don Rogers, Sr., UCLA
 DB Lupe Sanchez, Sr., UCLA
 DB Randy Robbins, Sr., ARIZ
 DB David Fulcher, Fr., ASU
 P Kevin Hicks, Sr., ORE
 RS Lew Barnes, Jr., ORE

1984

OFFENSE

QB Mark Rypien, Jr., WSU
 RB Rueben Mayes, Jr., WSU
 RB Darryl Clack, Jr., ASU
 RB Fred Crutcher, Jr., USC
 WR Lew Barnes, Jr., ORE
 WR Reggie Bynum, Jr., OSU
 TE Doug Herman, Sr., ORE
 OL Dan Lynch, Sr., WSU
 OL Ken Ruettgers, Sr., USC
 OL Duval Love, Sr., UCLA
 OL Mark Shupe, Sr., ASU
 OL Brent Martin, Sr., STAN
 PK John Lee, Jr., UCLA

DEFENSE

DL Ron Holmes, Sr., WASH
 DL Garin Veris, Sr., STAN
 DL David Wood, Sr., ARIZ
 DL Tony Colorito, Jr., USC
 LB Duane Bickett, Sr., USC
 LB Tim Meamber, Sr., WASH
 LB Lamonte Hunley, Sr., ARIZ
 LB Fred Small, Sr., WASH
 LB Tommy Taylor, Jr., UCLA
 DB David Fulcher, So., ASU
 DB Allan Durden, Jr., ARIZ
 DB Tommy Haynes, Sr., USC
 DB Doug Judge, Jr., ORE
 P Kevin Buenafe, Sr., UCLA
 RS Tony Cherry, Jr., ORE



1985

OFFENSE

QB Chris Miller, Jr., ORE
RB Rubeen Mayes, Sr., WSU
RB Brad Muster, So., STAN
RB Tony Cherry, Sr., ORE
WR Lew Barnes, Sr., ORE
WR Reggie Bynum, Sr., OSU
TE Greg Baty, Sr., STAN
OL Jeff Bregel, Jr., USC
OL James FitzPatrick, Sr., USC
OL Mike Hartmeier, Sr., UCLA
OL Keith Kartz, Sr., CAL
OL John Barns, Sr., STAN
PK John Lee, Sr., UCLA

DEFENSE

DL Mark Walen, Sr., UCLA
DL Erik Howard, Sr., WSU
DL Reggie Rogers, Jr., WASH
DL Terry Tumey, So., UCLA
LB Byron Evans, Jr., ARIZ
LB Hardy Nickerson, Jr., CAL
LB Tommy Taylor, Sr., UCLA
LB Joe Kelly, Sr., WASH
DB Allan Durden, Sr., ARIZ
DB Tim McDonald, Jr., USC
DB David Fulcher, Jr., ASU
DB Vestee Jackson, Sr., WASH
P Mike Schuh, Fr., ASU
RS Kitrick Taylor, Jr., WSU

1986

OFFENSE

QB Chris Miller, Sr., ORE
RB Brad Muster, Jr., STAN
RB Gaston Green, Jr., UCLA
RB David Adams, Sr., ARIZ
WR Lonzell Hill, Sr., WASH
WR Aaron Cox, Jr., ASU
TE Rod Jones, Sr., WASH
OL Danny Villa, Sr., ASU
OL Jeff Bregel, Sr., USC
OL Randall McDaniel, Jr., ASU
OL Joe Tofflemire, So., ARIZ
OL Mike Zandofsky, So., WASH
PK Jeff Jaeger, Sr., WASH

DEFENSE

DL Reggie Rogers, Sr., WASH
DL Skip McClendon, Sr., ASU
DL Terry Tumey, Jr., UCLA
DL Tony Leiker, Sr., STAN
LB Byron Evans, Sr., ARIZ
LB Marcus Cotton, Jr., USC
LB Scott Stephan, Sr., ASU
LB Dave Wyman, Sr., STAN
DB Tim McDonald, Sr., USC
DB Chuck Cecil, Jr., ARIZ
DB Craig Rutledge, Sr., UCLA
DB Tim Peoples, Sr., WASH
P Mike Preacher, Sr., ORE
RS Thomas Henley, Sr., STAN

1987

OFFENSE

QB Troy Aikman, Jr., UCLA
RB Gaston Green, Sr., UCLA
RB Steven Webster, Jr., USC
RB Darryl Harris, Sr., ASU
WR Aaron Cox, Sr., ASU
WR Derek Hill, Jr., ARIZ
TE Paul Green, Jr., USC
OL Randall McDaniel, Sr., ASU
OL Dave Cadigan, Sr., USC
OL Mike Zandofsky, Jr., WASH
OL David Richards, Sr., UCLA
OL Joe Tofflemire, Jr., ARIZ
PK Alfredo Velasco, So., UCLA

DEFENSE

DL Dana Wells, Jr., ARIZ
DL Shawn Patterson, Sr., ASU
DL Rollin Putzier, Sr., ORE
DL Terry Tumey, Sr., UCLA
LB Carnell Lake, Jr., UCLA
LB Ken Norton, Sr., UCLA
LB Greg Clark, Sr., ASU
LB Ken Harvey, Sr., CAL
DB Chuck Cecil, Sr., ARIZ
DB Anthony Newman, Sr., ORE
DB Brad Humphreys, Sr., STAN
P Scott Tabor, Sr., CAL
RS Alan Grant, So., STAN

1988

OFFENSE

QB Rodney Peete, Sr., USC
RB Steve Broussard, Jr., WSU
RB Leroy Holt, Jr., USC
RB Jon Volpe, So., STAN
WR Erik Affholter, Sr., USC
WR Robb Thomas, Sr., OSU
TE Scott Galbraith, Jr., USC
OL Mike Utley, Sr., WSU
OL Mike Zandofsky, Sr., WASH
OL Frank Cornish, Jr., UCLA
OL Joe Tofflemire, Sr., ARIZ
OL Mark Tucker, So., USC
PK Robbie Keen, So., CAL

DEFENSE

DL Dana Wells, Sr., ARIZ
DL Tim Ryan, Jr., USC
DL Dan Owens, Jr., USC
DL Dennis Brown, Jr., WASH
DL Matt Brock, Sr., ORE
ILB Chance Johnson, Sr., UCLA
ILB Scott Ross, So., USC
OLB Chris Singleton, Jr., ARIZ
OLB Carnell Lake, Sr., UCLA
OLB Rob Hincley, Jr., STAN
CB Darryl Henley, Sr., UCLA
CB Chris Oldham, Jr., ORE
S Mark Carrier, So., USC
S Cleveland Colter, Jr., USC
P Robbie Keen, So., CAL
RS Darryl Henley, Sr., UCLA

1989

OFFENSE

QB Todd Marinovich, Fr., USC
RB Steve Broussard, Sr., WSU
RB Ricky Ervins, Jr., USC
RB Leroy Holt, Sr., USC
WR John Jackson, Sr., USC
WR Ron Fair, Sr., ASU
TE Scott Galbraith, Sr., USC
OL Brad Leggett, Sr., USC
OL Bern Brostek, Sr., WASH
OL Glenn Parker, Sr., ARIZ
OL Brent Parkinson, Sr., USC
OL John Husby, Sr., WSU
PK Jason Hanson, So., WSU

DEFENSE

DL Tim Ryan, Sr., USC
DL Esera Tuaolo, Jr., OSU
DL Dan Owens, Sr., USC
DL Anthony Smith, Sr., ARIZ
LB Junior Seau, Jr., USC
LB Chris Singleton, Sr., ARIZ
LB Scott Ross, Jr., USC
LB Dan Grayson, Sr., WSU
LB David Ortega, Sr., CAL
DB Mark Carrier, Jr., USC
DB Chris Oldham, Sr., ORE
DB Jeff Hammerschmidt, Jr., ARIZ
DB Nathan LaDuke, Jr., ASU
P Kirk Maggio, Sr., UCLA
RS Chris Oldham, Sr., ORE

1990

OFFENSE

QB Bill Musgrave, Sr., ORE
RB Greg Lewis, Sr., WASH
RB Glyn Milburn, So., STAN
RB Russell White, So., CAL
WR Ed McCaffrey, Sr., STAN
FL Gary Wellman, Sr., USC
TE Clarence Williams, So., WSU
OL Mark Tucker, Sr., USC
OL Pat Harlow, Sr., USC
OL Bob Whitfield, So., STAN
OL Jeff Pahukoa, Sr., WASH
OL Dean Kirkland, Sr., WASH
PK Jason Hanson, Jr., WSU

DEFENSE

DL Steve Emtman, So., WASH
DL Don Gibson, Sr., USC
DL Esera Tuaolo, Sr., OSU
DL Travis Richardson, Sr., WASH
LB Scott Ross, Sr., USC
LB Roman Phifer, Sr., UCLA
LB Peter Brantley, Sr., ORE
LB Donald Jones, Jr., WASH
CB Darryl Lewis, Sr., ARIZ
CB Charles Mincy, Sr., WASH
CB Kevin Scott, Sr., STAN
S Eric Turner, Sr., UCLA
S Nathan LaDuke, Sr., ASU
P Jason Hanson, Jr., WSU
RS Beno Bryant, So., WASH

1991

OFFENSE

QB Mike Pawlawski, Sr., CAL
RB Tommy Vardell, Sr., STAN
RB Russell White, Jr., CAL
WR Mario Bailey, Sr., WASH
WR Sean LaChapelle, Jr., UCLA
TE Clarence Williams, Jr., WSU
C Ed Cunningham, Sr., WASH
OL Troy Auzenne, Sr., CAL
OL Lincoln Kennedy, Jr., ASU
OL Bob Whitfield, Jr., STAN
OL Vaughn Parker, So., UCLA
OL Tony Boselli, Fr., USC
PK Doug Brien, So., CAL
AP Charles Levy, Fr., ARIZ

DEFENSE

DL Steve Emtman, Jr., WASH
DL Marcus Woods, Sr., ORE
DL Shane Collins, Sr., ASU
LB Donald Jones, Sr., WASH
LB Ron George, Jr., STAN
LB Chico Fraley, Sr., WASH
LB Dave Hoffman, Jr., WASH
CB Dana Hall, Sr., WASH
CB Phillippi Sparks, Sr., ASU
S Matt Darby, Sr., UCLA
S Eric Castle, Jr., ORE
P Jason Hanson, Sr., WSU
RS Curtis Conway, So., USC

1992

OFFENSE

QB Drew Bledsoe, Jr., WSU
RB Napoleon Kaufman, So., WASH
RB Glyn Milburn, Sr., STAN
WR Sean Dawkins, Jr., CAL
WR Curtis Conway, Jr., USC
TE Clarence Williams, Sr., WSU
OL Lincoln Kennedy, Sr., WASH
OL Tony Boselli, So., USC
OL Todd Steussie, Jr., CAL
OL Vaughn Parker, Jr., UCLA
OL Fletcher Keister, Sr., OSU
PK Tommy Thompson, Jr., ORE

DEFENSE

DL Rob Waldrop, Jr., ARIZ
DL Shante Carver, Jr., ASU
DL Chidi Ahanotu, Sr., CAL
LB Dave Hoffmann, Sr., WASH
LB Ron George, Sr., STAN
LB Brett Wallerstedt, Sr., ASU
LB Willie McGinest, Jr., USC
DB Carlton Gray, Sr., UCLA
DB Keshon Johnson, Sr., ARIZ
DB John Lynch, Sr., STAN
DB Kevin Miniefield, Sr., ASU
P Josh Miller, Sr., ARIZ
RS Curtis Conway, Jr., USC

1993

OFFENSE

QB Rob Johnson, Jr., USC
 RB Napoleon Kaufman, Jr., WASH
 RB Mario Bates, So., ASU
 WR Johnnie Morton, Sr., USC
 WR J. J. Stokes, Jr., UCLA
 TE Mark Bruener, Jr., WASH
 OL Todd Steussie, Sr., CAL
 OL Vaughn Parker, Sr., UCLA
 OL Tom Gallagher, Sr., WASH
 OL Eric Mahlum, Sr., CAL
 OL Craig Novitsky, Sr., UCLA
 PK Bjorn Merten, Fr., UCLA
 AP Chuck Levy, Jr., ARIZ

DEFENSE

DL Tedy Bruschi, So., ARIZ
 DL Rob Waldrop, Sr., ARIZ
 DL Willie McGinest, Sr., USC
 DL DeWayne Patterson, Jr., WSU
 LB Anthony McClanahan, Sr., WSU
 TLB Jerrott Willard, Jr., CAL
 LB Sean Harris, Jr., ARIZ
 LB Jamir Miller, Jr., UCLA
 DB Tony Bouie, Jr., ARIZ
 DB Marvin Goodwin, Jr., UCLA
 DB Eric Zomalt, Sr., CAL
 DB Craig Newsome, Jr., ASU
 P Darren Schager, Jr., UCLA
 RS Deron Pointer, Sr., WSU

1994

OFFENSE

QB Danny O'Neil, Sr., ORE
 RB Napoleon Kaufman, Sr., WASH
 RB Ontiwaun Carter, Sr., ARIZ
 WR Justin Armour, Sr., STAN
 WR Keyshawn Johnson, Jr., USC
 TE Mark Bruener, Sr., WASH
 OL Tony Boselli, Sr., USC
 OL Jonathan Ogden, Jr., UCLA
 OL Frank Garcia, Sr., WASH
 OL Warner Smith, Sr., ARIZ
 OL Mike Flanagan, Jr., UCLA
 PK Steve McLaughlin, Sr., ARIZ
 AP Ricky Whittle, Jr., ORE

DEFENSE

DT Chad Eaton, Sr., WSU
 DT Don Sasa, Sr., WSU
 DL DeWayne Patterson, Sr., WSU
 DL Tedy Bruschi, Jr., ARIZ
 LB Jerrott Willard, Sr., CAL
 LB Mark Fields, Sr., WSU
 LB Sean Harris, Sr., ARIZ
 LB Donnie Edwards, Jr., UCLA
 DB Chad Cota, Sr., ARIZ
 DB Lawyer Milloy, So., WASH
 DB Alex Molden, Jr., ORE
 DB Brandon Sanders, Jr., ARIZ
 P Darren Schager, Sr., UCLA
 RS Herman O'Berry, Sr., ORE

1995

OFFENSE

QB Jake Plummer, Jr., ASU
 RB Karim Abdul-Jabbar, Jr., UCLA
 RB Ricky Whittle, Sr., ORE
 WR Keyshawn Johnson, Sr., USC
 WR Keith Poole, Jr., ASU
 TE Ernie Conwell, Sr., WASH
 OL Jonathon Ogden, Sr., UCLA
 OL Jeff Buckley, Sr., STAN
 OL Mike Flanagan, Sr., UCLA
 OL John Michels, Sr., USC
 OL Juan Roque, Jr., ASU
 PK Eric Abrams, Sr., STAN
 AP Ricky Whittle, Sr., ORE

DEFENSE

DT Tedy Bruschi, Sr., ARIZ
 DT Regan Upshaw, Jr., CAL
 DL Chuck Osborne, Sr., ARIZ
 DL Darrell Russell, So., USC
 LB Jeremy Asher, Sr., ORE
 LB Ink Aleaga, Jr., WASH
 LB Duane Clemons, Jr., CAL
 DB Lawyer Milloy, Jr., WASH
 DB Brandon Sanders, Sr., ARIZ
 DB Alex Molden, Sr., ORE
 DB Reggie Tongue, Sr., OSU
 P John Stonehouse, Sr., USC
 RS Damon Dunn, So., STAN
 ST Armon Williams, Jr., ARIZ

1996

OFFENSE

QB Jake Plummer, Jr., ASU
 RB Corey Dillon, Jr., WASH
 RB Terry Battle, Jr., ASU
 WR Keith Poole, Sr., ASUN
 WR Bobby Shaw, Jr., CAL
 TE Tony Gonzalez, Jr., CAL
 OL Scott Sanderson, Sr., WSU
 OL Juan Roque, Sr., ASU
 OL Tarik Glenn, Sr., CAL
 OL Olin Kreutz, So., WASH
 OL Benji Olson, So., WASH

DEFENSE

DL Jason Chorak, Jr., WASH
 DL Derrick Rodgers, Jr., ASU
 DL Darrell Russell, Jr., USC
 DL Kailee Wong, Jr., STAN
 LB Ink Aleaga, Sr., WASH
 LB James Darling, Sr., WSU
 LB Sammy Knight, Sr., USC
 DB D. McCutcheon, So., USC
 DB Kenny Wheaton, Jr., ORE
 DB Chris McAlister, So., ARIZ
 DB Tony Parrish, Jr., WASH
 PK Bjorn Merten, Sr., UCLA
 P Ryan Longwell, Sr., CAL
 RS Shawn Tims, Jr., WSU
 ST Armon Williams, Sr., ARIZ

1997

OFFENSE

QB Ryan Leaf, Sr., WSU
 RB Skip Hicks, Sr., UCLA
 RB Rashaan Shehee, Sr., WASH
 WR Jerome Pathon, Sr., WASH
 WR Bobby Shaw, Sr., CAL
 TE Cameron Cleeland, Sr., WASH
 OL Chad Overhauser, Sr., UCLA
 OL Olin Kreutz, Jr., WASH
 OL Kyle Murphy, Sr., ASU
 OL Grey Ruegamer, Jr., ASU
 OL Benji Olson, Jr., WASH

DEFENSE

DE Jason Chorak, Jr., WASH
 DT Joe Salave'a, Sr., ARIZ
 DT Leon Bender, Sr., WSU
 DE Kailee Wong, Sr., STAN
 LB Jerry Jensen, Sr., WASH
 LB Pat Tillman, Sr., ASU
 LB Chris Claiborne, So., USC
 DB Brian Kelly, Sr., USC
 DB Mitchell Freedman, Jr., ASU
 DB Chris McAlister, Jr., ARIZ
 DB Shaun Williams, Sr., UCLA
 PK Chris Sailer, Jr., UCLA
 P Marcus Williams, Sr., ASU
 RS Troy Walters, Jr., STAN
 ST Eric Winn, Sr., ORE
 AP J.R. Redmond, So., ASU

1998

OFFENSE

QB Cade McNown, Sr., UCLA
 QB Akilii Smith, Sr., ORE
 RB J.R. Redmond, Jr., ASU
 RB Trung Canidate, Jr., ARIZ
 WR Dameane Douglas, Sr., CAL
 FL Danny Farmer, Jr., UCLA
 FL R. Jay Soward, Jr., USC
 TE Mike Grieb, Sr., UCLA
 OL Kris Farris, Jr., UCLA
 OL Yusuf Scott, Jr., ARIZ
 OL Andy Meyers, Sr., UCLA
 OL Travis Claridge, Jr., USC
 OL Grey Ruegamer, Sr., ASU
 OL John Welbourn, Sr., CAL

DEFENSE

DL Inoke Breckterfield, Sr., OSU
 DL Jabari Issa, Jr., WASH
 DL Ennis Davis, So., USC
 LB Chris Claiborne, Jr., USC
 LB Brendon Ayanbadejo, Sr., UCLA
 LB Sekou Sanyika, Jr., CAL
 LB Marcus Bell, Jr., ARIZ
 CB Chris McAlister, Sr., ARIZ
 CB Daylon McCutcheon, Sr., USC
 S Larry Atkins, Sr., UCLA
 S Rashard Cook, Sr., USC
 PK Nathan Villegas, Jr., ORE
 P Josh Bidwell, Sr., ORE
 RS J.R. Redmond, Jr., ASU
 ST John McLaughlin, Sr., CAL
 AP Joe Jarzynka, Jr., WASH

1999

OFFENSE

QB Todd Husak, Sr., STAN
 RB Trung Canidate, Sr., ARIZ
 RB Reuben Droughns, Sr., ORE
 WR Dennis Northcutt, Sr., ARIZ
 WR Troy Walters, Sr., STAN
 TE Todd Heap, So., ASU
 OL Mike McLaughlin, Sr., STAN
 OL Travis Claridge, Sr., USC
 OL Jeff Cronshagen, Sr., STAN
 OL Marvel Smith, Jr., ASU
 OL Aaron Koch, Sr., OSU

DEFENSE

DE Andre Carter, Jr., CAL
 DT Willie Howard, Sr., STAN
 DT Jacob Waasdorp, Jr., CAL
 DE Erik Flowers, Sr., ASU
 OLB Sekou Sanyika, Sr., CAL
 ILB Peter Sirmon, Sr., ORE
 OLB Adam Archuleta, Jr., ASU
 DB Deltha O'Neal, Sr., CAL
 DB Michael Fletcher, Sr., ORE
 DB David Gibson, Sr., USC
 DB Courtney Jackson, Sr., ASU
 PK Mike Biselli, Jr., STAN
 P Nick Harris, Jr., CAL
 RS Deltha O'Neal, Sr., CAL
 ST Emory Brock, Sr., STAN
 AP J.R. Redmond, Sr., ASU

2000

OFFENSE

QB Marques Tuiasosopo, Sr., WASH
 RB Ken Simonton, Jr., OSU
 RB DeShaun Foster, Jr., UCLA
 WR DeRonnie Pitts, Sr., STAN
 WR Freddie Mitchell, Jr., UCLA
 TE Todd Heap, Jr., ASU
 OL Chris Gibson, Jr., OSU
 OL Victor Leyva, Sr., ASU
 OL Scott Peters, Jr., ASU
 OL Elliot Silvers, Sr., WASH
 OL Chad Ward, Sr., WASH

DEFENSE

DE Andre Carter, Sr., CAL
 DT Willie Howard, Sr., STAN
 DT Larry Tripplett, Jr., WASH
 DE DeLawrence Grant, Sr., OSU
 LB Adam Archuleta, Sr., ASU
 LB Lance Briggs, So., ARIZ
 LB Riall Johnson, Sr., STAN
 DB Dennis Weathersby, So., OSU
 DB Rashad Bauman, Jr., ORE
 DB Ricky Manning, So., UCLA
 DB Hakim Akbar, Jr., WASH
 PK Ryan Cesca, So., OSU
 P Nick Harris, Sr., CAL
 RS Bobby Wade, So., ARIZ
 ST Jermaine Hanspard, Sr., ORE



2001

OFFENSE

QB Joey Harrington, Sr., ORE
RB DeShaun Foster, Sr., UCLA
RB Clarence Farmer, So., ARIZ
WR Shaun McDonald, So., ASU
WR Keenan Howry, Jr., ORE
TE Justin Peelle, Sr., ORE
OL Eric Heitmann, Sr., STAN
OL Levi Jones, Sr., ASU
OL Scott Peters, Sr., ASU
OL Derrick Roche, Jr., WSU
OL Kyle Benn, Sr., WASH

DEFENSE

DE Terrell Suggs, So., ASU
DT Larry Tripplett, Sr., WASH
DT Eric Manning, Jr., OSU
DE Kenyon Coleman, Sr., UCLA
LB Robert Thomas, Sr., UCLA
LB Coy Wire, Sr., STAN
LB Lance Briggs, Jr., ARIZ
DB Troy Polamalu, Jr., USC
DB Tank Williams, Sr., STAN
DB Ricky Manning, Jr., UCLA
DB Lamont Thompson, Sr., WSU
PK Drew Dunning, So., WSU
P Nate Fikse, Jr., UCLA
KOR Brian Allen, Sr., STAN
PR Keenan Howry, Jr., ORE
ST Kevin Arbet, Jr., USC

2002

OFFENSE

QB Jason Gesser, Sr., WSU
QB Carson Palmer, Sr., USC
RB Onterio Smith, Jr., ORE
RB Steven Jackson, So., OSU
WR Shaun McDonald, Jr., ASU
WR Bobby Wade, Sr., ARIZ
WR Reggie Williams, So., WASH
TE Mike Seidman, Sr., UCLA
OL Kwame Harris, Jr., STAN
OL Mike Saffer, Sr., UCLA
OL Derrick Roche, Sr., WSU
OL Jacob Rogers, Jr., USC
OL Calvin Armstrong, So., WSU

DEFENSE

DL Terrell Suggs, So., ASU
DL Eric Manning, Sr., OSU
DL Tully Banta-Cain, Sr., CAL
DL Rien Long, Jr., WSU
LB Richard Seigler, Jr., OSU
LB Nick Barnett, Sr., OSU
LB Lance Briggs, Sr., ARIZ
LB Matt Grootegoed, So., USC
DB Troy Polamalu, Sr., USC
DB Marcus Trufant, Sr., WSU
DB Ricky Manning, Sr., UCLA
DB Dennis Weathersby, Sr., OSU
PK Jared Siegel, So., ORE
P Nate Fikse, Sr., UCLA
KOR LaShaun Ward, Sr., CAL
PR Keenan Howry, Sr., ORE
ST Ray Wells, Sr., ARIZ

2003

OFFENSE

QB Matt Leinart, So., USC
RB Steven Jackson, Jr., OSU
RB Adimchinobe Echemandu, Sr., CAL
WR Mike Williams, So., USC
WR James Newson, Sr., OSU
WR Reggie Williams, Jr., WASH
TE Tim Euhus, Sr., OSU
OL Jacob Rogers, Sr., USC
OL Mark Wilson, Sr., CAL
OL Norm Katnik, Sr., USC
OL Josh Parrish, Sr., WSU
OL Adam Snyder, Jr., ORE

DEFENSE

DL Dave Ball, Sr., UCLA
DL Kenechi Udeze, Jr., USC
DL Shaun Cody, Jr., USC
DL Mike Patterson, Jr., USC
LB Brandon Chillar, Sr., UCLA
LB Richard Seigler, Sr., OSU
LB Will Derting, So., WSU
CB Jason David, Sr., WSU
CB Will Poole, Sr., USC
S Erik Coleman, Sr., WSU
S Keith Lewis, Sr., ORE
S Donnie McCleskey, So., CAL
PK Drew Dunning, Sr., WSU
P Tom Malone, So., USC
KOR Kenny Washington, Jr., ORE
PR Charles Frederick, Jr., WASH
ST Keith Lewis, Sr., ORE

2004

OFFENSE

QB Aaron Rodgers, Jr., CAL
QB Matt Leinart, Jr., USC
RB J.J. Arrington, Sr., CAL
RB Reggie Bush, So., USC
WR Mike Hass, Jr., OSU
WR Geoff McArthur, Sr., CAL
TE Alex Smith, Sr., Stanford
C Marvin Philip, Jr., CAL
OL Calvin Armstrong, Sr., WSU
OL Ryan O'Callaghan, Jr., CAL
OL Grayling Love, Jr., ASU
OL Doug Nienhuis, Sr., OSU
OL Adam Snyder, Sr., ORE

DEFENSE

DL Bill Swancutt, Sr., OSU
DL Mike Patterson, Sr., USC
DL Shaun Cody, Sr., USC
DL Ryan Riddle, Sr., CAL
LB Matt Grootegoed, Sr., USC
LB Lofa Tatupu, Jr., USC
LB Wendell Hunter, Sr., CAL
DB Mitch Meeuwse, Sr., OSU
DB Matt Clark, Sr., UCLA
DB Matt Giordano, Sr., CAL
DB Riccardo Stewart, Sr., ASU
PK Justin Medlock, So., UCLA
P Tom Malone, Jr., USC
KOR T.J. Rushing, Jr., STAN
PR Reggie Bush, So., USC
ST Michael Okwo, So., STAN

2005

OFFENSE

QB Matt Leinart, Sr., USC
RB Reggie Bush, Jr., USC
RB Jerome Harrison, Sr., WSU
WR Mike Hass, Sr., OSU
WR Derek Hagan, Sr., ASU
WR Dwayne Jarrett, So., USC
TE Mercedes Lewis, Sr., UCLA
OL Ryan Kalil, Jr., USC
OL Taitu si Lutui, Sr., USC
OL Marvin Philip, Sr., CAL
OL Sam Baker, So., USC
OL Ryan O'Callaghan, Sr., CAL

DEFENSE

DL Frostee Rucker, Sr., USC
DL Haloti Ngata, Jr., ORE
DL Brandon Mebane, Jr., CAL
DL Lawrence Jackson, So., USC
LB Keith Ellison, Sr., OSU
LB Dale Robinson, Sr., ASU
LB Trent Bray, Sr., OSU
CB Justin Phinisee, Sr., ORE
CB Daymeion Hughes, Jr., CAL
S Darnell Bing, Jr., USC
S Darrell Brooks, Sr., ARIZ
PK Alexis Serna, So., OSU
P Sam Paulescu, Sr., OSU
KOR Terry Richardson, Jr., ASU
PR Maurice Drew, Jr., UCLA
ST Timi Wusu, Sr., STAN

2006

OFFENSE

QB John David Booty, Jr., USC
RB Marshawn Lynch, Jr., CAL
RB Yvenson Bernard, Jr., OSU
WR Steve Smith, Sr., USC
WR DeSean Jackson, So., CAL
WR Dwayne Jarrett, Jr., USC
TE Zach Miller, Jr., ASU
OL Ryan Kalil, Sr., USC
OL Sam Baker, Jr., USC
OL Jeremy Perry, So., OSU
OL Enoka Lucas, Sr., ORE
OL Alex Mack, So., CAL

DEFENSE

DL Brandon Mebane, Sr., CAL
DL Mkristo Bruce, Sr., WSU
DL Sedrick Ellis, Jr., USC
DL Justin Hickman, Sr., UCLA
LB Desmond Bishop, Sr., CAL
LB Rey Mauluga, So., USC
LB Keith Rivers, Jr., USC
DB Daymeion Hughes, Sr., CAL
DB Antoine Cason, Jr., ARIZ
DB Eric Frampton, Sr., WSU
DB Sabby Piscitelli, Sr., OSU
DB C.J. Wallace, Sr., WASH
PK Justin Medlock, Sr., UCLA
P Nick Folk, Jr., ARIZ
KOR Syndric Steptoe, Sr., ARIZ
PR DeSean Jackson, So., CAL
ST Wopamo Osaisai, Jr., STAN

2007

OFFENSE

QB Dennis Dixon, Sr., ORE
RB Johnathan Stewart, Jr., ORE
RB Justin Forsett, Sr., CAL
WR Mike Thomas, Jr., ARIZ
WR Brandon Gison, Jr., WSU
TE Fred Davis, Sr., USC
OL Alex Mack, Jr., CAL
OL Max Unger, Jr., ORE
OL Chilo Rachel, Jr., USC
OL Roy Schuening, Sr., OSU
OL Sam Baker, Sr., USC
OL Mike Pollak, Sr., ASU

DEFENSE

DL Sedrick Ellis, Sr., USC
DL Lawrence Lackson, Sr., USC
DL Nick Reed, Jr., ORE
DL Dorain Smith, Sr., OSU
LB Spencer Larsen, Sr., ARIZ
LB Keith Rivers, Sr., USC
LB Robert James, Sr., ASU
LB Ray Mauluga, Jr., USC
DB Antoine Cason, Sr., ARIZ
DB Patrick Chung, Jr., ORE
DB Kevin Ellison, Jr., USC
DB Chris Horton, Sr., UCLA
PK Thomas Weber, Fr., ASU
P Keenyn Crier, Fr., ARIZ
PR Kyle Williams, So., ASU
ST Jahvid Best, Fr., CAL

2008

OFFENSE

QB Mark Sanchez, Jr., USC
RB Jacquizz Rodgers, Fr., OSU
RB Jahvid Best, So., CAL
WR Mike Thomas, Sr., ARIZ
WR Sammie Stroughter, Sr., OSU
TE Rob Gronkowski, So., ARIZ
OL Alex Mack, Sr., CAL
OL Andy Levitre, Sr., OSU
OL Max Unger, Sr., ORE
OL Eben Britton, Jr., ARIZ
OL Ben Muth, Sr., STAN
OL Kristopher O'Dowd, So., USC

DEFENSE

DL Nick Reed, Sr., ORE
DL Fili Moala, Sr., USC
DL Brian Price, So., UCLA
DL Victor Butler, Sr., OSU
LB Brian Cushing, Sr., USC
LB Rey Mauluga, Sr., USC
LB Zack Follett, Sr., USC
DB Kevin Ellison, Sr., USC
DB Syd'Quan Thompson, Jr., CAL
DB Patrick Chung, Sr., ORE
DB Taylor Mays, Jr., USC
DB Jairus Byrd, Jr., ORE
PK David Buehler, Sr., USC
P Aaron Perez, Sr., UCLA
PR Mike Thomas, Sr., ARIZ
ST Patrick Chung, Sr., ORE

2009

OFFENSE

QB Sean Canfield, Sr., OSU
 RB Toby Gerhart, Sr., STAN
 RB Jacquizz Rodgers, So., OSU
 WR James Rodgers, Jr., OSU
 WR Damian Williams, Jr., USC
 TE Ed Dickson, Sr., ORE
 OL Chris Marinelli, Sr., STAN
 OL Mike Tepper, Sr., CAL
 OL Jeff Byers, Sr., USC
 OL Charles Brown, Sr., USC
 OL Gregg Peat, Sr., OSU

DEFENSE

DL Brian Price, Jr., USC
 DL Stephen Paea, Jr., OSU
 DL Tyson Alualu, Sr., CAL
 DL Dexter Davis, Sr., ASU
 LB Keaton Kristick, Sr., OSU
 LB Mike Mohamed, Jr., CAL
 LB Reggie Carter, Sr., UCLA
 DB Rahim Moore, So., UCLA
 DB Syd'Quan Thompson, Sr., CAL
 DB Taylor Mays, Sr., USC
 DB Alterraun Verner, Sr., UCLA
 PK Kai Forbath, Jr., UCLA
 P Bryan Anger, So., CAL
 KOR Chris Owusu, So., STAN
 PR Damian Williams, Jr., USC
 ST Suaesi Tuimanunei, Jr., OSU

2010

OFFENSE

QB Andrew Luck, So., STAN
 RB LaMichael James, So., ORE
 RB Owen Marecic, Sr., STAN
 RB Jacquizz Rodgers, Jr., OSU
 WR Juron Criner, Jr., ARIZ
 WR Jeff Maehl, Sr., ORE
 TE David Paulson, Jr., ORE
 OL Chase Beeler, Sr., STAN
 OL David DeCastro, Jr., STAN
 OL Jordan Holmes, Sr., ORE
 OL Jonathan Martin, Jr., STAN
 OL Tyron Smith, Jr., USC

DEFENSE

DL Jurrell Casey, Jr., USC
 DL Cameron Jordan, Sr., CAL
 DL Stephen Paea, Sr., OSU
 DL Brooks Reed, Sr., ARIZ
 LB Akeem Ayers, Jr., UCLA
 LB Mason Foster, Sr., WASH
 LB Casey Matthews, Sr., ORE
 DB Omar Bolden, Jr., ASU
 DB Chris Conte, Sr., CAL
 DB Talmadge Jackson, Sr., ORE
 DB Rahim Moore, Jr., UCLA
 PK Nate Whitaker, Sr., STAN
 P Bryan Anger, Jr., CAL
 KOR Robert Woods, Fr., USC
 PR Cliff Harris, So., ORE
 ST Chike Amajoyi, Sr., STAN

2011

OFFENSE

QB Andrew Luck, Jr., STAN
 RB LaMichael James, Jr., ORE
 RB Chris Polk, Jr., WASH
 WR Keenan Allen, So., CAL
 WR Robert Woods, So., USC
 TE Coby Fleener, Sr., STAN
 OL Tony Bergstrom, Sr., UTAH
 OL David DeCastro, Jr., STAN
 OL Matt Kalil, Jr., USC
 OL Jonathan Martin, Jr., STAN
 OL Mitchell Schwartz, Sr., CAL

DEFENSE

DL Dion Jordan, Jr., ORE
 DL Star Lotulelei, Jr., UTAH
 DL Nick Perry, Jr., USC
 DL Derrick Shelby, Sr., UTAH
 LB Josh Kaddu, Sr., ORE
 LB Mychal Kendricks, Sr., CAL
 LB Chase Thomas, Jr., STAN
 DB Delano Howell, Sr., STAN
 DB T.J. McDonald, Jr., USC
 DB Eddie Pleasant, Sr., OSU
 DB Nickell Robey, So., USC
 PK Andre Heidari, Fr., USC
 P Bryan Anger, Sr., CAL
 RS De'Anthony Thomas, Fr., ORE
 ST Rhett Ellison, Sr., USC

2012

OFFENSE

QB Marcus Mariota, Fr., ORE
 RB Kenjon Barner, Sr., ORE
 RB Ka'Deem Carey, So., ARIZ
 WR Marqise Lee, So., USC
 WR Markus Wheaton, Sr., OSU
 TE Zach Ertz, Sr., STAN
 OL Hroniss Grasu, So., ORE
 OL Khaled Holmes, Sr., USC
 OL Brian Schwenke, Sr., CAL
 OL Xavier Su'a-Filo, So., UCLA
 OL David Yankey, Jr., STAN

DEFENSE

DL Scott Crichton, So., OSU
 DL Dion Jordan, Sr., ORE
 DL Star Lotulelei, Sr., UTAH
 DL Will Sutton, Jr., ASU
 LB Anthony Barr, Jr., UCLA
 LB Trent Murphy, Sr., STAN
 LB Chase Thomas, Sr., STAN
 DB Ifo Ekpre-Olomu, So., ORE
 DB Jordan Poyer, Sr., OSU
 DB Ed Reynolds, Jr., STAN
 DB Desmond Trufant, Sr., WASH
 PK Vince D'Amato, Jr., CAL
 P Jeff Locke, Sr., UCLA
 RS Reggie Dunn, Sr., UTAH
 ST Jordan Jenkins, Sr., OSU

2013

OFFENSE

QB Marcus Mariota, So., ORE
 RB Ka'Deem Carey, Jr., ARIZ
 RB Bishop Sankey, Jr., WASH
 WR Brandin Cooks, Jr., OSU
 WR Paul Richardson, Jr., COLO
 TE Chris Coyle, Grad., ASU
 OL Evan Finkenberg, Grad., ASU
 OL Hroniss Grasu, Jr., ORE
 OL Marcus Martin, Jr., USC
 OL Xavier Su'a-Filo, Jr., UCLA
 OL David Yankey, Sr., STAN

DEFENSE

DL Ben Gardner, Sr., STAN
 DL Trevor Reilly, Sr., UTAH
 DL Will Sutton, Jr., ASU
 DL Leonard Williams, So., USC
 LB Anthony Barr, Sr., UCLA
 LB Trent Murphy, Sr., STAN
 LB Shayne Skov, Sr., STAN
 DB Deone Bucannon, Sr., WSU
 DB Alden Darby, Sr., ASU
 DB Ifo Ekpre-Olomu, Jr., ORE
 DB Robert Nelson, Sr., ASU
 DB Ed Reynolds, Sr., STAN
 PK Zane Gonzalez, Fr., ASU
 P Tom Hackett, So., UTAH
 RS Ty Montgomery, Jr., STAN
 ST Soma Vainuku, So., USC

2014

OFFENSE

QB Marcus Mariota, Jr., ORE
 RB Javorius Allen, Jr., USC
 RB Devontae Booker, Jr., UTAH
 WR Nelson Agholor, Jr., USC
 WR Jaelen Strong, Jr., ASU
 TE Pharaoh Brown, Jr., ORE
 OL Jamil Douglas, Sr., ASU
 OL Jake Fisher, Sr., ORE
 OL Hroniss Grasu, Sr., ORE
 OL Andrus Peat, Jr., STAN
 OL Max Tuerk, Jr., USC

DEFENSE

DL Henry Anderson, Sr., STAN
 DL Nate Orchard, Sr., UTAH
 DL Danny Shelton, Sr., WASH
 DL Leonard Williams, Jr., USC
 LB Hau'oli Kikaha, Sr., WASH
 LB Shaq Thompson, Jr., WASH
 LB Scooby Wright III, So., ARIZ
 DB Ishmael Adams, So., UCLA
 DB Su'a Cravens, So., USC
 DB Ifo Ekpre-Olomu, Sr., ORE
 DB Damarius Randall, Sr., ASU
 DB Jordan Richards, Sr., STAN
 PK Andy Phillips, So., UTAH
 P Tom Hackett, Jr., UTAH
 RS Kaelin Clay, Sr., UTAH
 AP Shaq Thompson, Jr., WASH

2015

OFFENSE

QB Luke Falk, So., WSU
 QB Jared Goff, Jr., CAL
 RB Royce Freeman, So., ORE
 RB Christian McCaffrey, So., STAN
 WR Kenny Lawler, Jr., CAL
 WR Gabe Marks, Jr., WSU
 TE Austin Hooper, Jr., STAN
 OL Zach Banner, Jr., USC
 OL Joe Dahl, Sr., WSU
 OL Joshua Garnett, Sr., STAN
 OL Tyler Johnstone, Sr., ORE
 OL Kyle Murphy, Sr., STAN

DEFENSE

DL DeForest Buckner, Sr., ORE
 DL Kenny Clark, Jr., UCLA
 DL Lowell Lotulelei, So., UTAH
 DL Aziz Shittu, Sr., STAN
 LB Antwaun Woods, Sr., USC
 LB Su'a Cravens, Jr., USC
 LB Blake Martinez, Sr., STAN
 DB Giannoni Paul, Sr., UTAH
 DB Budda Baker, So., WASH
 DB Adoree' Jackson, So., USC
 DB Sidney Jones, So., WASH
 DB Marcus Williams, So., UTAH
 PK Aidan Schneider, So., ORE
 P Tom Hackett, Sr., UTAH
 RS Christian McCaffrey, So., STAN
 AP Charles Nelson, So., ORE

2016

OFFENSE

QB Jake Browning, So., WASH
 RB Myles Gaskin, So., WASH
 RB Christian McCaffrey, Jr., STAN
 WR Gabe Marks, Jr., WSU
 WR John Ross, Jr., WASH
 TE Pharaoh Brown, Sr., ORE
 OL Trey Adams, So., WASH
 OL Zach Banner, Sr., USC
 OL Garrett Bolles, Jr., UTAH
 OL Jake Eldrenkamp, Sr., WASH
 OL Scott Quessenberry, Jr., UCLA
 OL Chad Wheeler, Sr., USC

DEFENSE

DL Hunter Dimick, Sr., UTAH
 DL Tak McKinley, Sr., UCLA
 DL Elijah Qualls, Jr., WASH
 DL Solomon Thomas, Jr., STAN
 LB Jayon Brown, Sr., UCLA
 LB Jimmie Gilbert, Sr., COLO
 LB Azeem Victor, Jr., WASH
 DB Budda Baker, Jr., WASH
 DB Adoree' Jackson, Jr., USC
 DB Sidney Jones, Jr., WASH
 DB Shalom Luani, Sr., WSU
 PK Zane Gonzalez, Sr., ASU
 P Mitch Wishnowsky, So., UTAH
 RS Adoree' Jackson, Jr., USC
 AP Ryan Moeller, Jr., COLO



2017

OFFENSE

QB Sam Darnold, RSo., USC
RB Ronald Jones II, Jr., USC
RB Bryce Love Jr., STAN
WR N'Keal Harry, So., ASU
WR Dante Pettis, Sr., WASH
TE Dalton Schultz, Sr., STAN
OL Tyrell Crosby, Sr., ORE
OL Nate Herbig, So., STAN
OL Kaleb McGary, Jr., WASH
OL Cody O'Connell, RSr., WSU
OL Coleman Shelton, Sr., WASH

DEFENSE

DL Rasheem Green, Jr., USC
DL Hercules Mata'afa, R.Jr., WSU
DL Harrison Phillips, Sr., STAN
DL Vita Vea, Jr., WASH
LB Uchenna Nwosu, Sr., USC
LB Cameron Smith, Jr., USC
LB Kenny Young, Sr., UCLA
DB Isaiah Oliver, Jr., COLO
DB Taylor Rapp, So., WASH
DB Justin Reid, Jr., STAN
DB Marfell Tell, Jr., USC
PK Matt Gay, Jr., UTAH
P Mitch Wishnowsky, Jr., UTAH
RS Dante Pettis, Sr., WASH
AP Brenden Schooler, So., ORE
Michael Pittman, Jr., USC

2018

OFFENSE

QB Gardner Minshew II, Grad., WSU
RB Eno Benjamin, So., ASU
RB J.J. Taylor, So., ARIZ
WR N'Keal Harry, Jr., ASU
WR Laviska Shenault, So., COLO
TE Caleb Wilson, R.Jr., UCLA
OL Jordan Agasiva, Sr., UTAH
OL Jackson Barton, Sr., UTAH
OL Nick Harris, Jr., WASH
OL Walker Little, So., STAN
OL Kaleb McGary, RSr., WASH

DEFENSE

DL Bradlee Anae, Jr., UTAH
DL Leki Fotu, Jr., UTAH
DL Greg Gaines, Sr., WASH
DL Jalen Jelks, Sr., ORE
LB Ben Burr-Kirven, Sr., WASH
LB Chase Hansen, Sr., UTAH
LB Jordan Kunaszyk, RSr., CAL
DB Paulson Adebo, RFr., STAN
DB Jaylon Johnson, So., UTAH
DB Byron Murphy, RSo., WASH
DB Taylor Rapp, R.Jr., WASH
PK Matt Gay, Sr., UTAH
P Mitch Wishnowsky, Sr., UTAH
RS Britain Covey, So., UTAH
AP Brenden Schooler, Jr., ORE

2019

OFFENSE

QB Tyler Huntley, Sr., UTAH
RB Eno Benjamin, Jr., ASU
RB Zack Moss, Sr., UTAH
WR Brandon Aiyuk, Sr., ASU
WR Michael Pittman Jr., Sr., USC
TE Hunter Bryant, Jr., WASH
OL Trey Adams, Sr., WASH
OL Nick Harris, Sr., WASH
OL Austin Jackson, Jr., USC
OL Darrin Paulo, Sr., UTAH
OL Penei Sewell, So., ORE

DEFENSE

DL Bradlee Anae, Sr., UTAH
DL Leki Fotu, Sr., UTAH
DL Levi Onwuzurike, Jr., WASH
DL Jay Tufele, RSo., USC
LB Francis Bernard, Sr., UTAH
LB Nate Landman, Jr., COLO
LB Evan Weaver, Sr., CAL
DB Paulson Adebo, Jr., STAN
DB Julian Blackmon, Sr., UTAH
DB Jaylon Johnson, Jr., UTAH
DB Elijah Molden, Jr., WASH
PK Blake Mazza, So., WSU
P Michael Turk, RSo., ASU
RS Brandon Aiyuk, Sr., ASU
AP Brady Breeze, Jr., ORE
Case Hatch, Fr., ASU

2020

OFFENSE

QB Kedon Slovis, So., USC
RB Jarek Broussard, So., COL
RB Jermar Jefferson, Jr., OSU
WR Simi Fehoko, Jr., STAN
WR Amon-Ra St. Brown, Jr., USC
TE Cade Otton, Jr., WASH
OL Drew Dalman, Sr., STAN
OL Nathan Eldridge, Sr., OSU
OL Nick Ford, Jr., UTAH
OL Jaxson Kirkland, Jr., WASH
OL Alijah Vera-Tucker, Jr., USC
OL Dohnovan West, So., ASU

DEFENSE

DL Osa Odighizuwa, Sr., UCLA
DL Kayvon Thibodeaux, So., ORE
DL Marlon Tuipulotu, Jr., USC
DL Zion Tupuola-Fetui, So., WASH
LB Nate Landman, Sr., COLO
LB Devin Lloyd, Jr., UTAH
LB Avery Roberts, Jr., OSU
DB Camryn Bynum, Sr., CAL
DB Talanoa Hufanga, Jr., USC
DB Elijah Molden, Sr., WASH
DB Mykael Wright, So., ORE
PK Jadon Redding, So., UTAH
P Michael Turk, Jr., ASU
RS Britain Covey, Sr., UTAH
AP Thomas Booker, Jr., STAN

2021

OFFENSE

QB Cameron Rising, So., UTAH
RB B.J. Baylor, R-Jr., OSU
RB Tavion Thomas, So., UTAH
WR Drake London, Jr., USC
WR Kyle Phillips, R-Jr., UCLA
TE Greg Dulcich, R-Jr., UCLA
OL Abraham Lucas, R-Sr., WSU
OL Nick Ford, Jr., UTAH
OL Sean Rhyan, Jr., UCLA
OL Nathan Eldridge, R-Sr., OSU
OL Jaxson Kirkland, Jr., WASH
OL T.J. Bass, Jr., ORE

DEFENSE

DL Kayvon Thibodeaux, So., ORE
DL Mika Tafua, Jr., UTAH
DL Tuli Tuipulotu, So., USC
DL Brandon Dorlus, So., ORE
DL Ron Stone Jr., R-Jr., WSU
DL Tyler Johnson, Gr., ASU
LB Devin Lloyd, Jr., UTAH
LB Noah Sewell, Fr., ORE
LB Avery Roberts, R-Jr., OSU
DB Trent McDuffie, So., WASH
DB Verone McKinley III, So., ORE
DB Kyler Gordon, So., WASH
DB Elijah Hicks, Sr., CAL
PK Dean Janikowski, R-So., WSU
P Kyle Ostendorp, So., ARIZ
RS Britain Covey, Jr., UTAH
AP Stanley Berryhill III, R-Jr., ARIZ

RS - Return Specialist
AP - All-Purpose Player
ST - Special Teams Player (non-kicker or returner)

ALL-TIME PLAYER OF THE WEEK SELECTIONS

1983

Offense
 Sept. 3 Chris Brewer, FB, ARIZ
 Sept. 10 Bryce Oglesby, FB, OSU
 Sept. 17 Steve Pelluer, QB, WASH
 Sept. 24 Darryl Clack, TB, ASU
 Oct. 1 Gale Gilbert, QB, CAL
 David Lewis, TE, CAL
 Oct. 8 Gary Zimmerman, G, ORE
 Oct. 15 Darryl Clack, TB, ASU
 Todd Hons, QB, ASU
 Oct. 22 Emile Harry, SE, STAN
 Kerry Porter, FB, WSU
 Oct. 29 Rick Neuheisel, QB, UCLA
 Nov. 5 Randy Pratt, PK, CAL
 Nov. 12 Tom Tunnicliffe, QB, ARIZ
 Nov. 19 Kerry Porter, FB, WSU

Defense

Ron Rivera, LB, CAL
 Lamonte Hunley, LB, ARIZ
 Randy Robbins, CB, ARIZ
 Lerry Wilson, LB, ORE
 Ron Rivera, LB, CAL
 David Fulcher, S, ASU
 Don Rogers, FS, UCLA
 Dan Ralph, DT, ORE
 David Wyman, LB, STAN
 John Gonzalez, NG, OSU
 Vestee Jackson, CB, WASH
 Ron Holmes, DT, WASH
 Ricky Hunley, LB, ARIZ
 Keith Millard, DT, WSU
 Dan Ralph, DT, ORE

1984

Offense
 Sept. 8 Zeph Lee, TB, USC
 Sept. 15 Thomas Henley, RB, STAN
 Sept. 22 Chris Miller, QB, ORE
 Sept. 29 Darryl Clack, TB, ASU
 Oct. 6 Ed Barbero, FB, CAL
 Oct. 13 John Lee, PK, UCLA
 Oct. 20 Rueben Mayes, RB, WSU
 Oct. 27 Rueben Mayes, RB, WSU
 Nov. 3 Jeff Van Raaphorst, QB, ASU
 Nov. 10 Steve Jordan, PK, USC
 Nov. 17 Brad Muster, FB, STAN

Defense

Tim Meamber, ILB, WASH
 Jim Rodgers, SS, WASH
 Duane Bickett, OLB, USC
 David Fulcher, FS, ASU
 Dave Wyman, ILB, STAN
 Kenny Taylor, CB, OSU
 Anthony Parker, CB, ASU
 Tommy Taylor, ILB, UCLA
 Doug Judge, SS, ORE
 Neil Hope, OLB, USC
 Joe Kelly, ILB, WASH

1985

Offense
 Sept. 7 Reggie Bynum, FL, OSU
 Sept. 14 Gaston Green, TB, UCLA
 Sept. 21 Tony Cherry, TB, ORE
 Sept. 28 Hugh Millen, QB, WASH
 Oct. 5 David Norrie, QB, UCLA
 Oct. 12 James Primus, TB, UCLA
 Oct. 19 Brian Bedford, QB, CAL
 Oct. 26 John Paye, QB, STAN
 Nov. 2 Lew Barnes, FL, ORE
 Nov. 9 Marc Hicks, HB, CAL
 Nov. 16 Chris Chandler, QB, WASH
 Nov. 23 Max Zendejas, PK, ARIZ

Defense

Junior Thurman, S, USC
 Lavance Northington, CB, OSU
 Allan Durden, FS, ARIZ
 David Fulcher, FS, ASU
 Danny Lockett, OLB, ARIZ
 Mark Walen, DT, UCLA
 Lavance Northington, CB, OSU
 Greg Battle, ILB, ASU
 Tim McDonald, SS, USC
 Scott Stephen, OLB, ASU
 Chuck Cecil, SS, ARIZ
 Marcus Cotton, OLB, USC

1986

Offense
 Sept. 6 David Adams, TB, ARIZ
 Sept. 13 Jeff James, WR, STAN
 Sept. 20 Chris Chandler, QB, WASH
 Sept. 27 Randy Tanner, FL, USC
 Oc. 4 Jeff Van Raaphorst, QB, ASU
 Oct. 11 Ed Blount, QB, WSU
 Oct. 18 Brad Muster, FB, STAN
 Oct. 25 Gaston Green, TB, UCLA
 Nov. 1 Channing Williams, FB, ASU
 Nov. 8 Brad Muster, RB, STAN
 Nov. 15 Ryan Knight, TB, USC
 Nov. 22 Gaston Green, TB, UCLA

Defense

Anthony Newman, SS, ORE
 Tim Peoples, WS, WASH
 Tim McDonald, SS, USC
 Marcus Cotton, OLB, USC
 Scott Stephen, OLB, ASU
 Darryl Henley, CB, UCLA
 Greg Clark, ILB, ASU
 Louis Brock, CB, USC
 Stacy Harvey, ILB, ASU
 David Rill, ILB, WASH
 Teddy Johnson, CB, OSU
 Chuck Cecil, SS, ARIZ

1987

Offense
 Sept. 5 Chris Chandler, QB, WASH
 Sept. 12 Bill Musgrave, QB, ORE
 Sept. 19 Rodney Peete, QB, USC
 Sept. 26 Troy Aikman, QB, UCLA
 Oct. 3 Bill Musgrave, QB, ORE
 Oct. 10 Robb Thomas, WR, OSU
 Tim Parker, TE, ORE
 Oct. 17 Steven Webster, TB, USC
 Oct. 24 Gaston Green, TB, UCLA
 Oct. 31 Troy Aikman, QB, UCLA
 Nov. 7 Rodney Peete, QB, USC
 Nov. 14 Troy Taylor, QB, CAL
 Nov. 21 Erik Affholter, SE, USC

Defense

Carnell Lake, LB, UCLA
 Brian Forde, LB, WSU
 Don Odegard, FS, OSU
 Cleveland Colter, S, USC
 Marcus Cotton, OLB, USC
 Bo Yates, LB, WASH
 Eric Allen, DB, ASU
 Ivan Cook, DL, WSU
 Chuck Cecil, SS, ARIZ
 Cleveland Colter, S, USC
 Brad Humphreys, DB, STAN
 Mark Carrier, S, USC

Special Teams

Dwayne Jones, PR, CAL
 Mike Schuh, P, ASU
 Darrin Greer, KR, CAL
 Scott Tabor, P, CAL
 Kirk Dennis, PK, ORE
 Alan Grant, PR, STAN
 Randy Austin, TE, UCLA
 Alan Grant, PR, STAN
 Mike Schuh, P, ASU
 Paul Kasprzyk, DB, ARIZ
 Quin Rodriguez, PK, USC
 Demouy Williams, CB, WASH



1988

Sept. 3 Steve Broussard, RB, WSU
Sept. 10 Troy Aikman, QB, UCLA
Sept. 17 Bill Musgrave, QB, ORE
Sept. 24 Erik Affholter, SE, USC
Oct. 1 Timm Rosenbach, QB, WSU
Oct. 8 Steve Broussard, RB, WSU
Oct. 15 Troy Aikman, QB, UCLA
Oct. 22 Paul Justin, QB, ASU
Oct. 29 Tim Stallworth, WR, WSU
Nov. 5 Rodney Peete, QB, USC
Nov. 12 Rodney Peete, QB, USC
Nov. 19 Rodney Peete, QB, USC

1989

Sept. 2 Brad Gossen, QB, WSU
Sept. 9 Latin Berry, FB, ORE
Sept. 16 Bill Musgrave, QB, ORE
Sept. 23 Todd Marinovich, QB, USC
Sept. 30 Todd Marinovich, QB, USC
Oct. 7 Steve Broussard, RB, WSU
Oct. 14 David Eldridge, HB, ARIZ
Oct. 21 John Jackson, SE, USC
Oct. 28 Paul Justin, QB, ASU
Ron Fair, SE, ASU
Nov. 4 Troy Taylor, QB, CAL
Nov. 11 Troy Taylor, QB, CAL
Nov. 18 Ricky Ervins, RB, USC

1990

Sept. 8 Bill Musgrave, QB, ORE
Sept. 15 Tommy Maddox, QB, UCLA
Sept. 22 Greg Lewis, TB, WASH
Sept. 29 Ricky Ervins, TB, USC
Oct. 6 Tommy Vardell, FB, STAN
Oct. 13 Todd Marinovich, QB, USC
Oct. 20 Anthony Wallace, TB, CAL
Oct. 27 Greg Lewis, TB, WASH
Nov. 3 Mike Pawlawski, QB, CAL
Nov. 10 Paul Justin, QB, ASU
Nov. 17 Glyn Milburn, HB, STAN

1991

Sept. 7 Mike Pawlawski, QB, CAL
Sept. 14 George Malauulu, QB, ARIZ
Sept. 21 Billy Joe Hobert, QB, WASH
Sept. 28 Tommy Vardell, FB, STAN
Oct. 5 Russell White, TB, CAL
Oct. 12 Mike Pawlawski, QB, CAL
Oct. 19 Jay Barry, TB, WASH
Oct. 26 Sean LaChapelle, SE, UCLA
Nov. 2 Russell White, TB, CAL
Nov. 9 Beno Bryant, TB, WASH
Jon Pinckney, FL, STAN
Nov. 16 Kevin Williams, TB, UCLA
Nov. 23 Tommy Vardell, FB, STAN

1992

Sept. 5 Napoleon Kaufman, TB, WASH
Sept. 12 Mark Olford, QB, OSU
Sept. 19 Rob Walker, QB, UCLA
Sept. 26 Russell White, TB, CAL
Oct. 3 Glyn Milburn, HB, STAN
Oct. 10 Napoleon Kaufman, TB, WASH
Oct. 17 Arizona Offensive Line
Oct. 24 Curtis Conway, FL, USC
Oct. 31 Russell White, TB, CAL
Nov. 7 Billy Johnson, FB, ARIZ
Nov. 14 Rob Johnson, QB, USC
Glyn Milburn, HB, STAN
Nov. 21 John Barnes, QB, UCLA
Shaumbe Wright-Fair, RB, WSU

Defense

Craig Hartsuyker, LB, USC
Chris Hale, DE, USC
Pellom McDaniels, DE, OSU
Scott Ross, LB, USC
Darryl Henley, CB, UCLA
Dan Owens, DG, USC
Brad Henke, DT, ARIZ
Brett Young, CB, ORE
Eric Crawford, CB, ASU
Chris Moton, FS, WSU
Rob Hinckley, LB, STAN
Billy Hughely, CB, OSU

Defense

Chris Singleton, OLB, ARIZ
Esera Tuaolo, NT, OSU
Jeff Hammerschmidt, FS, ARIZ
Rob Hinckley, OLB, STAN
David Cusano, NT, ORE
Craig Davis, ILB, UCLA
Travis Richardson, DE, WASH
Chris Singleton, OLB, ARIZ
Junior Seau, OLB, USC
Jono Tunney, ILB, STAN
Tim Ryan, DT, USC
Eric Turner, FS, UCLA

Defense

Richard Maddox, DT, ARIZ
Nathan LaDuke, FS, ASU
Darryl Lewis, CB, ARIZ
Daryle Smith, CB, ORE
Darryl Lewis, CB, ARIZ
Eric Briscoe, SS, WASH
Darryl Lewis, CB, ARIZ
Eric Castle, FS, ORE
Chico Fraley, ILB, WASH
Ron George, OLB, STAN
Stephon Pace, FS, USC

Defense

Eric Castle, FS, ORE
Jason Oliver, CB, USC
Brett Wallerstedt, ILB, ASU
Ron George, OLB, STAN
Steve Emtman, DT, WASH
Carlton Gray, CB, UCLA
Dave Garnett, OLB, STAN
Ron George, OLB, STAN
Coy Gibbs, ILB, STAN
Dave Hoffman, ILB, WASH
Darryl Morrison, CB, ARIZ
Rico Retrini, ROV, OSU

Defense

Isaac Booth, CB, CAL
Ron Childs, OLB, WSU
Stephon Pace, FS, USC
James Clifford, ILB, WASH
Rob Waldrop, NG, ARIZ
John Lynch, FS, STAN
Ty Parten, DT, ARIZ
Ron George, OLB, STAN
David Webb, DT/OLB, USC
Arizona State Defense
Jeff Cummins, DE, ORE
John Lynch, FS, STAN
Brett Wallerstedt, ILB, ASU
Israel Stanley, DE, ASU

Special Teams

Darryl Henley, PR, UCLA
Darryl Henley, PR, UCLA
Kirk Dennis, PK, ORE
Quin Rodriguez, PK, USC
Kirk Dennis, PK, ORE
Chris Oldham, KR, ORE
Doug Pfaff, PK, ARIZ
Ted Milburn, P, ORE
Robbie Keen, K, CAL
Doug Pfaff, PK, ARIZ
Robbie Keen, K, CAL
John Hopkins, K, STAN

Special Teams

Doug Pfaff, PK, ARIZ
Jason Hanson, PK, WSU
Doug Pfaff, PK, ARIZ
Doug Pfaff, PK, ARIZ
Gregg McCallum, PK, ORE
Robbie Keen, PK/P, CAL
John Nies, P/KO, ARIZ
Kirk Maggio, P, UCLA
Troy Bussanich, PK, OSU
Matt Gee, LB, USC
Chris Oldham, CB, ORE
Gregg McCallum, PK, ORE

Special Teams

Robbie Keen, P, CAL
Michael McClellan, KR, ORE
Jason Hanson, PK/P, WSU
Willie McGinest, OLB, USC
Scott Miller, PR/WR, UCLA
Beno Bryant, PR, WASH
Dwayne Owens, KR, OSU
Brian Brown, PR, ORE
Michael Bates, KR, ARIZ
Beno Bryant, PR, WASH
Brad Daluiso, PK, UCLA
John Hopkins, PK, STAN

Special Teams

Charles Levy, KR, ARIZ
Jason Hanson, PK, WSU
Doug Brien, PK, CAL
Jason Hanson, PK, WSU
Doug Brien, PK, CAL
Anthony Prior, KR, WSU
Ron Dale, P, USC
Doug Brien, PK, CAL
Louis Perez, PK, UCLA
Muhammad Oliver, CB, ORE
Doug Brien, PK, CAL
Eric Guliford, PR, ASU

Special Teams

Doug Brien, PK, CAL
Aaron Price, PK, WSU
Tommy Thompson, PK/P, ORE
Glyn Milburn, KR, STAN
Tommy Thompson, PK/P, ORE
Curtis Conway, KR, USC
Deron Pointer, KR, WSU
Heath Bray, ARIZ
Curtis Conway, KR, USC
Tommy Thompson, PK/P, ORE
Louis Perez, PK, UCLA
Glyn Milburn, PR, STAN

ALL-TIME PLAYER OF THE WEEK SELECTIONS

1993

Offense
 Sept. 4 Johnnie Morton, WR, USC
 Sept. 11 Steve Stenstrom, QB, STAN
 Sept. 18 Justin Armour, WR, STAN
 Sept. 25 Rob Johnson, QB, USC
 Johnnie Morton, WR, USC
 Oct. 2 Dave Barr, QB, CAL
 Oct. 9 Deron Pointer, FL, WSU

 Oct. 16 J.J. Stokes, SE, UCLA
 Oct. 23 Napoleon Kaufman, TB, WASH
 Oct. 30 Mario Bates, TB, ASU
 Nov. 6 Chuck Levy, QB/TB, ARIZ
 Nov. 13 Steve Stenstrom, QB, STAN

 Nov. 20 Lindsey Chapman, TB, CAL

Defense

Eric Zomalt, SS, CAL
 Jerrott Willard, ILB, CAL
 Tedy Bruschi, DE, ARIZ
 Marvin Goodwin, SS, UCLA

 Rob Waldrop, NG, ARIZ
 Jamir Miller, OLB, UCLA

 Chad Cota, SS, ORE
 Russell Hairston, CB, WASH
 Ernest Jones, OLB, ORE
 DeWayne Patterson, DE, WSU
 Dan Lucas, ILB, ASU
 Eric Zomalt, SS, CAL
 Marvin Goodwin, SS, UCLA

Special Teams

Tim Kollas, P, OSU
 Aaron Price, PK, WSU
 Jim Hoffman, DT, ARIZ
 Mike Salmon, PK, USC

 Chuck Levy, PR, ARIZ
 Jason Crabbe, PK, WASH
 Scott Greenlaw, CB, WASH
 Steve McLaughlin, PK, ARIZ
 Steve McLaughlin, PK, ARIZ
 Jon Baker, PK, ASU
 Paul Guidry, PR, UCLA
 John Stonehouse, P, USC

 J.J. Young, HB, OSU

1994

Offense
 Sept. 3 Kevin Jordan, FL, UCLA
 Sept. 10 Napoleon Kauffman, TB, WASH
 Sept. 17 Mike Mitchell, RB, STAN
 Sept. 24 Mark Bruener, TE, WASH
 Shawn Walters, TB, USC
 Oct. 1 Napoleon Kaufman, TB, WASH
 Oct. 8 Napoleon Kaufman, TB, WASH
 Oct. 15 Don Shanklin, QB, OSU

 Oct. 22 Richard Dice, WR, ARIZ

 Oct. 29 Jake Plummer, QB, ASU
 Nov. 5 Keyshawn Johnson, WR, USC
 Nov. 12 Rob Johnson, QB, USC
 Nov. 19 Tyrone Edwards, TB, CAL
 Danny O'Neil, QB, ORE

Defense

Mark Fields, MLB, WSU
 Reggie Tongue, FS, OSU
 Pete Swanson, DE, STAN
 DeWayne Patterson, DE, WSU

 Kenny Wheaton, CB, ORE
 Mark Fields, MLB, WSU
 Ink Aleaga, ILB, WASH
 Akil Jackson, DE, ARIZ
 Donnie Edwards, OLB, UCLA
 Kenny Wheaton, CB, ORE
 Chad Cota, SS, ORE
 Sean Harris, ILB, ARIZ
 Tom Holmes, DT, OSU
 Rich Ruhl, MLB, ORE

Special Teams

Darren Schager, P, UCLA
 John Wales, PK, WASH

 John Wales, PK, WASH

 Matt Belden, PK/P, ORE
 Jon Baker, PK, ASU
 Matt Peyton, P, ARIZ

 Darren Schager, P, UCLA

 Jon Baker, PK, ASU
 John Stonehouse, P, USC
 Matt Belden, PK/P, ORE
 Darren Schager, P, UCLA

1995

Offense
 Sept. 2 Jonathan Ogden, OT, UCLA
 Sept. 9 Karim Abdul-Jabbar, TB, UCLA
 Sept. 16 Tony Graziani, QB, ORE
 Sept. 23 Kyle Wachholtz, QB, USC
 Sept. 30 Keyshawn Johnson, WR, USC
 Oct. 7 Chad Davis, QB, WSU
 Oct. 14 Rashaan Shehee, TB, WASH
 Oct. 21 Karim Abdul-Jabbar, TB, UCLA
 Oct. 28 Leon Neal, TB, WASH
 Nov. 4 Jake Plummer, QB, ASU
 Nov. 11 Anthony Bookman, RB, STAN
 Nov. 18 Rashaan Shehee, TB, WASH

Defense

Abdul McCullough, OLB, UCLA
 Jeremy Asher, ILB, ORE
 Matt Keneley, DT, USC
 James Darling, LB, WSU
 Lawyer Milloy, FS, WASH
 Chris Draft, ILB, STAN
 George Kase, DT, UCLA
 Duane Clemons, OLB, CAL
 Brandon Sanders, SS, ARIZ
 Regan Upshaw, DE, CAL
 Brian Collins, SS, ORE
 Donnie Edwards, ILB, UCLA

Special Teams

Damon Dunn, KR, STAN
 Armon Williams, LB, ARIZ
 Adam Rendon, PK, USC
 Marlon Evans, KR, STAN
 Ron Holmes, WR, ARIZ
 Eric Abrams, PK, STAN
 Larry Parker, PR, USC
 Ryan Longwell, PK/P, CAL
 Paul Guidry, PR, UCLA
 Joshua Smith, PK, ORE
 Brian Singleton, KR, ASU
 Joshua Smith, PK, ORE

1996

Offense
 Sept. 7 Michael Martin, TB, ASU
 Sept. 14 Ryan Perry-Smith, QB, ORE
 Sept. 21 Brock Huard, QB, WASH
 Sept. 28 Ryan Leaf, QB, WSU
 Oct. 5 Brandon Willis, TB, CAL
 Oct. 12 Jake Plummer, QB, ASU
 Oct. 19 Corey Dillon, TB, WASH
 Oct. 26 Corey Dillon, TB, WASH
 Nov. 2 Pat Barnes, QB, CAL
 Nov. 9 Saladin McCullough, TB, ORE
 Nov. 16 Corey Dillon, TB, WASH
 Nov. 23 Cade McNown, QB, UCLA

Defense

Rashard Cook, SS, USC
 Jason Chorak, OLB, WASH
 Mitchell Freedman, FS, ASU
 Pat Tillman, LB, ASU
 Chester Burnett, ILB, ARIZ
 Shad Hinchen, CB, WSU
 Tony Huot, DE, OSU
 Sammy Knight, LB, USC
 Jerry Jensen, OLB, WASH
 Derrick Rodgers, DE, ASU
 Derrick Barnes, OLB, ORE
 Kailee Wong, DE, STAN

Special Teams

Robert Nycz, PK, ASU
 Ryan Longwell, PK/P, CAL
 Robert Nyca, PK, ASU
 Ryan Longwell, PK/P, CAL
 Ryan Longwell, PK/P, CAL
 Kevin Miller, PK/P, STAN
 Lance Anderson, P, ASU
 R. Jay Soward, KR, USC
 Terry Battle, KR, ASU
 Damon Dunn, KR, STAN
 Troy Walters, KR, STAN
 Bjorn Merten, PK, UCLA

1997

Offense
 Sept. 6 Bobby Shaw, WR, CAL
 Sept. 13 Cade McNown, QB, UCLA
 Sept. 20 Bobby Shaw, WR, CAL
 Sept. 27 Chad Hutchinson, QB, STAN
 Oct. 4 Anthony Bookman, RB, STAN
 Oct. 11 Ryan Kealy, QB, ASU
 Oct. 18 Ryan Leaf, QB, WSU
 Oct. 25 Rashaan Shehee, TB, WASH
 Nov. 1 Ryan Kealy, QB, ASU

Defense

Peter Sirmon, ILB, ORE
 Larry Atkins, FS, UCLA
 Joe Salave'a, DT, ARIZ
 Rashard Cook, SS, USC
 Jerry Jensen, OLB, WASH
 Mike Szlauko, DE, ARIZ
 Pat Tillman, OLB, ASU
 David Gibson, LB, USC
 Jason Chorak, OLB, WASH

Special Teams

Saladin McCullough, KR, ORE
 Robert Nycz, PK, ASU
 DeShawn Williams, KR, OSU
 Rian Lindell, PK, WSU
 Chris Sailer, PK/P, UCLA
 Chris Sailer, PK/P, UCLA
 Adam Abrams, PK, USC
 Marc Matock, DT, USC
 Marcus Williams, P, ASU



Nov. 8
Nov. 15
Nov. 22

Akili Smith, QB, ORE
Skip Hicks, TB, UCLA
Ryan Leaf, QB, WSU

Peter Sirmon, ILB, ORE
Brandon Moore, LB, WSU
Lamont Thompson, FS, WSU

Shawn Tims, PR, WSU
Adam Abrams, PK, USC
Pat Johnson, KR, ORE

1998

Sept. 5
Sept. 12
Sept. 19
Sept. 26
Oct. 3

Offense

Brock Huard, QB, WASH
Freddie Mitchell, FL, UCLA
Nian Taylor, WR, WSU
Akili Smith, QB, ORE
Ortege Jenkins, QB, ARIZ
Keith Smith, QB, ARIZ

Defense

Antuan Simmons, CB, USC
David Gibson, OLB, USC
Marcus Bell, ILB, ARIZ
Adam Archuleta, OLB, ASU
Marcus Bell, ILB, ARIZ

Special Teams

Kareem Anderson, P, WSU
Nathan Villegas, PK, ORE
Kevin Miller, PK/P, STAN
Deltha O'Neal, KR/CB, CAL
Antuan Simmons, CB, USC

Oct. 10
Oct. 17
Oct. 24
Oct. 31
Nov. 7
Nov. 14
Nov. 21

Reuben Droughns, TB ORE
Cade McNown, QB, UCLA
Jonathan Smith, QB, OSU
Trung Canidate, RB, ARIZ
Cade McNown, QB, UCLA
Akili Smith, QB, ORE
Ken Simonton, TB, OSU

Sekou Sanyika, OLB, CAL
B. Ayanbadejo, OLB, UCLA
Larry Atkins, FS, UCLA
Antuan Simmons, CB, USC
Aaron Williams, DT, USC
Larry Atkins, FS, UCLA
B. Ayanbadejo, OLB, UCLA

Jose Cortez, PK, OSU
Joe Jarzynka, KR/PK, WASH
Nick Harris, P, CAL
Jose Cortez, PK, OSU
Josh Bidwell, P, ORE
Ryan Roques, KR, UCLA
Mike Fessler, P, OSU

1999

Sept. 4
Sept. 11
Sept. 18
Sept. 25

Offense

Dennis Northcutt, WR, ARIZ
Ken Simonton, TB, OSU
Troy Walters, FL, STAN
Troy Walters, FL, STAN

Defense

Deltha O'Neal, CB, CAL
Riall Johnson, OLB, STAN
Tim Smith, SS, STAN
Hakim Akbar, SS, WASH

Special Teams

Kurtis Doerr, P, ORE
Mike Biselli, PK, STAN
Paul Arnold, KR, WASH
Deltha O'Neal, KR, CAL
Jason Cooper, KR, ORE
R. Jay Soward, KR, USC
Mike MacGillivray, P, USC
Nick Harris, P, CAL
Michael Fletcher, KR, ORE
John Anderson, PK, WASH
Mike Fessler, P, OSU
John Anderson, PK, WASH
Deltha O'Neal, KR, CAL
Mike Biselli, PK, STAN

Oct. 2
Oct. 9
Oct. 16
Oct. 23
Oct. 30
Nov. 6
Nov. 13
Nov. 20
Nov. 27

Marques Tuiasosopo, QB, WASH
Danny Farmer, FL, UCLA
Trung Canidate, RB, ARIZ
Reuben Droughns, TB, ORE
Marques Tuiasosopo, QB, WASH
J.R. Redmond, TB, ASU
Todd Husak, QB, STAN
Reuben Droughns, TB, ORE
Todd Heap, TE, ASU

Zeke Moreno, MLB, USC
Marcus Bell, ILB, ARIZ
Sekou Sanyika, ILB, CAL
Adam Archuleta, OLB, ASU
Deltha O'Neal, CB, CAL
James Allen, OLB, OSU
Johnathan Jackson, MLB, OSU
Marc Stockbauer, ILB, STAN
Kevin Arbet, CB, USC

Nick Murphy, P, ASU
David Newbury, PK, USC
Nick Harris, P, CAL
Keith Lewis, ST, ORE
Kurtis Doerr, P, ORE
Anousith Wilaikul, PK, WSU
Gary Love, RS/ST, ARIZ
Ryan Cesca, PK, OSU
Jemeel Powell, PR, CAL
Josh Frankel, PK, ORE
Ryan Cesca, PK, OSU
David Bell, PK, USC

2000

Sept. 2
Sept. 9
Sept. 16
Sept. 23
Sept. 30
Oct. 7
Oct. 14
Oct. 21
Oct. 28
Nov. 4
Nov. 11
Nov. 18

Offense

DeShaun Foster, TB, UCLA
Marques Tuiasosopo, QB, WASH
Jason Gesser, QB, WSU
Maurice Morris, TB, ORE
Ken Simonton, TB, OSU
Paul Arnold, TB, WASH
Joey Harrington, QB, ORE
Jonathan Smith, QB, OSU
Joey Harrington, QB, ORE
Willie Hurst, TB, WASH
Rich Alexis, TB, WASH
Carson Palmer, QB, USC

Defense

Joe Tafoya, DE, ARIZ
Andre Carter, DE, CAL
Larry Triplett, NT, WASH
DeLawrence Grant, DE, OSU
Idris Haroon, DE, ARIZ
Michael Jolivet, CB, ARIZ
Nnamdi Asomugha, FS, CAL
Saul Patu, DE, ORE
Andre Carter, DE, CAL
Darrell Daniels, ILB, WASH
Coy Wire, ILB, STAN
Jake Cookus, SS, OSU

Special Teams

Chris Griffith, PK, UCLA
Ryan Cesca, PK, OSU
Roc Alexander, KR, WASH
Derek McLaughlin, P, WASH
John Anderson, PK, WASH
Josh Moen, DB, WSU
Keenan Howry, PR, ORE
John Anderson, PK, WASH
Troy Polamalu, SS, USC
Mike Biselli, PK, STAN
Steven Jackson, KR, OSU
None selected
Keenan Howry, PR, ORE

2001

Sep. 1
Sep. 8
Sep. 22
Sep. 29
Oct. 6
Oct. 13
Oct. 20
Oct. 27
Nov. 3
Nov. 10
Nov. 17
Nov. 24
Dec. 1

Offense

Tab Perry, FL, UCLA
Nakoa McElrath, WR, WSU
Randy Fasani, QB, STAN
DeShaun Foster, TB, UCLA
Joey Harrington, QB, ORE
DeShaun Foster, TB, UCLA
Cody Pickett, QB, WASH
Onterio Smith, TB, ORE
Joey Harrington, QB, ORE
Jonathan Smith, QB, OSU
Reggie Williams, WR, WASH
Bobby Wade, WR, ARIZ
Scott McEwan, QB, UCLA

Defense

Keith Lewis, FS, ORE
Omare Lowe, CB, WASH
Steve Smith, CB, ORE
Marcus Hoover, DE, STAN
Ben Mahdavi, LB, WASH
Robert Thomas, MLB, UCLA
Alfred Williams, S, ASU
Kris Richard, CB, USC
Lamont Thompson, FS, WSU
Tank Williams, FS, STAN
Troy Polamalu, SS, USC
Tully Banta-Cain, DE, CAL
Kevin Mitchell, ILB, ORE

Special Teams

Michael Jollivette, CB, ARIZ
Hakim Hill, RS, ASU
Jemeel Powell, PR, CAL
Mark Jensen, PK, CAL
Ryan Killeen, PK, USC
Drew Dunning, PK, WSU
Keenan Howry, RS, ORE
Mike Barth, PK, ASU

2002

Aug. 31
Sep. 7
Sep. 14
Sep. 21
Sep. 28
Oct. 5
Oct. 12
Oct. 19

Offense

Carson Palmer, QB, USC
Reggie Williams, WR, WASH
Kyle Boller, QB, CAL
Steven Jackson, TB, OSU
Jason Gesser, QB, WSU
Kyle Boller, QB, CAL
Sultan McCullough, TB, USC
Andrew Walter, QB, ASU

Defense

Will Derting, OLB, WSU
Brandon Chillar, OLB, UCLA
Troy Polamalu, SS, USC
Marquis Cooper, ILB, WASH
Omar Nazel, DE, USC
Marcus Reese, MLB, UCLA
Josh Amobi, LB, ASU
Tom Canada, DE, CAL

Special Teams

Michael Jollivette, CB, ARIZ
Hakim Hill, RS, ASU
Jemeel Powell, PR, CAL
Mark Jensen, PK, CAL
Ryan Killeen, PK, USC
Drew Dunning, PK, WSU
Keenan Howry, RS, ORE
Mike Barth, PK, ASU

ALL-TIME PLAYER OF THE WEEK SELECTIONS

Oct. 26 Carson Palmer, QB, USC
 Nov. 2 Jerome Riley, WR, WSU
 Nov. 9 Kyle Boller, QB, CAL
 Nov. 17 Jason Johnson, QB, ARIZ
 Nov. 23 Carson Palmer, QB, USC

2003

Offense

Aug. 30 A. Echemandu, TB, CAL
 Sep. 6 Cody Pickett, QB, WASH
 Sep. 13 Matt Kegel, QB, WSU
 Sep. 20 Adam Snyder, OT, ORE
 Sep. 27 A. Echemandu, TB, CAL
 Oct. 4 Steven Jackson, TB, OSU
 Oct. 11 Andrew Walter, QB, ASU
 Oct. 18 Charles Frederick, WR, WASH
 Oct. 25 Matt Leinart, QB, USC
 Nov. 1 Aaron Rodgers, QB, CAL
 Nov. 8 Michael Bell, HB, ARIZ
 Nov. 15 Aaron Rodgers, QB, CAL
 Nov. 22 Geoff McArthur, WR, CAL

2004

Offense

Sept. 4 Reggie Bush, TB, USC
 Sept. 11 Mike Haas, SE, OSU
 Sept. 18 Maurice Drew, TB, UCLA
 Sept. 25 Matt Leinart, QB, USC
 Oct. 2 Chase Lyman, TE, CAL
 Oct. 9 Aaron Rodgers, QB, CAL
 Oct. 16 J.J. Arrington, RB, CAL
 Oct. 23 Andrew Walter, QB, ASU
 Oct. 30 J.J. Arrington, TB, CAL
 Nov. 6 Jerome Harrison, RB, WSU
 Andrew Walter, QB, ASU
 Nov. 13 Chris Markey, TB, UCLA
 Nov. 20 Derek Anderson, QB, OSU

2005

Offense

Sept. 3 Kellen Clemens, QB, ORE
 Sept. 10 Robert Jordan, WR, CAL
 Sept. 17 Drew Olson, QB, UCLA
 Sept. 24 Reggie Bush, TB, USC
 Oct. 1 LenDale White, TB, USC
 Oct. 8 Maurice Drew, TB, UCLA
 Oct. 15 Reggie Bush, TB, USC
 Oct. 22 Drew Olson, QB, UCLA
 Oct. 29 Rudy Carpenter, QB, ASU
 Nov. 5 Matt Leinart, QB, USC
 Nov. 12 Drew Olson, QB, UCLA
 Nov. 19 Reggie Bush, TB, USC

2006

Offense

Sept. 2 Ben Olson, QB, UCLA
 Sept. 9 Nate Longshore, QB, CAL
 Sept. 16 Dwayne Jarrett, SE, USC
 Sept. 23 Nate Longshore, QB, CAL
 Sept. 30 Steve Smith, WR, USC
 Oct. 7 Justin Forsett, RB, CAL
 Oct. 14 Sammie Stroughter, WR, OSU
 Oct. 21 Marshawn Lynch, RB, CAL
 Oct. 28 Alex Brink, QB, WSU
 Nov. 4 Nate Longshore, QB, CAL
 Nov. 11 Richard Sherman, WR, STAN
 Nov. 18 Chris Henry, RB, ARIZ
 Nov. 25 Dwayne Jarrett, SE, USC
 Dec. 2 Matt Moore, QB, OSU

2007

Offense

Sept. 1 Ben Olson, QB, UCLA
 Sept. 8 Dennis Dixon, QB, ORE
 Sep. 15 Stafon Johnson, TB, USC
 Sep. 22 Dennis Dixon, QB, ORE
 Sep. 29 DeSean Jackson, WR, CAL
 Oct. 6 Mark Bradford, WR, STAN
 Oct. 13 Yvenson Bernard, TB, OSU

Terrell Suggs, DE, ASU
 Dave Ball, DE, UCLA
 Derrick Johnson, CB, WASH
 Derrick Johnson, CB, WASH
 Kai Ellis, DE, WASH

Defense

Mike Patterson, NT, USC
 Will Derting, OLB, WSU
 Brandon Chillar, ILB, UCLA
 Wendell Hunter, OLB, CAL
 Brandon Browner, CB, OSU
 Dave Ball, DE, UCLA
 Kenechi Udeze, DE, USC
 Brandon Chillar, ILB, UCLA
 Will Derting, OLB, WSU
 Michael Craven, OLB, STAN
 Erik Coleman, FS, WSU
 Will Poole, CB, USC
 Evan Benjamin, SS, WASH

Defense

Anotoine Cason CB, ARIZ
 Dale Robinson, OLB, ASU
 Jamar Williams, OLB, ASU
 Emmanuel Franklin, S, ASU
 Spencer Havner, LB, UCLA
 Mike Patterson, DT, USC
 Oshiomogho Atogwe, FS, STAN
 Wendell Hunter, OLB, CAL
 Spencer Havner, ILB, UCLA
 Wilrey Fontenot, CB, ARIZ

Wendell Hunter, OLB, CAL
 Bill Swancutt, DE, OSU

Defense

Spencer Havner, ILB, UCLA
 Dale Robinson, MLB, ASU
 A.J. Tuitele, MLB, ORE
 Jamar Williams, OLB, ASU
 Daymeion Hughes, CB, CAL
 Anthony Trucks, SS, ORE
 Keith Ellison, OLB, OSU
 Babatunde Oshinowo, NT, STAN
 Michael Johnson, SS, ARIZ
 Haloti Ngata, DT, ORE
 Evan Benjamin, OLB, WASH
 Mickey Pimentel, OLB, CAL

Defense

Keith Rivers, OLB, USC
 J.D. Nelson, FS, ORE
 C.J. Wallace, SS, WASH
 Mkristo Bruce, DE, WSU
 Scott White, OLB, WASH
 Scott Davis, OLB, WSU
 Derrick Doggett, OLB, OSU
 Eric Frampton, SS, WSU
 Josh Barrett, S, ARIZ
 Antoine Cason, CB, ARIZ
 Antoine Cason, CB, ARIZ
 Chris Horton, SS, UCLA
 Ben Siegert, DT, OSU
 Christian Taylor, MLB, UCLA

Defense

Robert James, OLB, ASU
 Roy Lewis, CB, WASH
 Bo McNally, FS, STAN
 Thomas DeCoud, FS, CAL
 Trey Brown, CB, UCLA
 Pannel Egboh, DE, STAN
 Nick Reed, DE, ORE

Nate Fikse, PK/P, UCLA
 Jared Siegel, PK, ORE
 Kyle Basler, P, WSU
 Kirk Yliniemi, PK, OSU
 John Anderson, PK, WASH

Special Teams

Drew Dunning, PK, WSU
 Tom Malone, P, USC
 Justin Medlock, PK, UCLA
 Drew Dunning, PK, WSU
 Jeremy Bohannon, FS, WSU
 Ryan Killeen, PK, USC
 Chris Kluwe, P, UCLA
 Spencer Havner, OLB, UCLA
 Aaron Gipson, DB, ORE
 Luke Powell, PR, STAN
 Erik Coleman, FS, WSU
 Kenny Washington, KR, ORE
 Reggie Bush, KR, USC

Special Teams

Kyle Basler, P, WSU
 T.J. Rushing, KR, STAN
 Jesse Ainsworth, PK, ASU
 Kyle Basler, P, WSU
 Justin Medlock, PK, UCLA
 Ryan Killeen, PK, USC
 Alexis Serna, PK, OSU
 Jared Siegel, PK, ORE
 Maurice Drew, PR, UCLA
 Reggie Bush, KR, USC

Justin Medlock, PK, UCLA
 Alexis Serna, PK, OSU

Special Teams

Paul Martinez, PK, ORE
 Paul Martinez, PK, ORE
 Tim Mixon, PR, CAL
 None selected
 Terry Richardson, KR, ASU
 Matt Evensen, PK, ORE
 Sam Paulesco, P, OSU
 Justin Medlock, PK, UCLA
 Nick Folk, PK/P, ARIZ
 Alexis Serna, PK, OSU
 Paul Martinez, PK, ORE
 Jonathan Stewart, KR, ORE

Special Teams

Nick Folk, PK/P, ARIZ
 Paul Martinez, PK, ORE
 Loren Langley, PK, WSU
 Sean Douglas, P, WASH
 Tom Schneider, PK, CAL
 Mario Danelo, PK, USC
 Alexis Serna, PK, OSU
 Darryl Blunt, P, WSU
 Sammie Stroughter, PR, OSU
 DeSean Jackson, PR, CAL
 Jesse Ainsworth, PK, ASU
 Nick Folk, PK/P, ARIZ
 Alexis Serna, PK, OSU
 Tom Schneider, PK, CAL

Special Teams

DeSean Jackson, PR, CAL
 Aaron Perez, P, UCLA
 Derek Belch, PK, STAN
 Matthew Slater, KR, UCLA
 Thomas Weber, PK, ASU
 Thomas Weber, PK, ASU
 Keenyn Crier, P, ARIZ



Oct. 20 Jonathan Stewart, TB, ORE
 Oct. 27 Willie Tuitama, QB, ARIZ
 Nov. 3 Dennis Dixon, QB, ORE
 Louis Rankin, TB, WASH
 Nov. 10 Chauncey Washington, TB, USC
 Nov. 17 Louis Rankin, TB, WASH
 Nov. 24 Alex Brink, QB, WSU
 Dec. 1 Matt Sieverson, TB, OSU

2008

Aug. 30 Mark Sanchez, QB, USC
 Sep. 6 Jahvid Best, TB, CAL
 Sep. 13 Mark Sanchez, QB, USC
 Sep. 20 Marshall Lobbestael, QB, WSU
 Sep. 27 Jacquizz Rodgers, TB, OSU
 Oct. 4 Mark Sanchez, QB, USC
 Oct. 11 Toby Gerhart, RB, STAN
 Oct. 18 Keola Antolin, RB, ARIZ
 Oct. 25 Jeremiah Masoli, QB, ORE
 Nov. 1 Jacquizz Rodgers, TB, OSU
 Nov. 8 Jacquizz Rodgers, TB, OSU
 Nov. 15 Jeremiah Masoli, QB, ORE

Nov. 22 Jahvid Best, TB, CAL
 Nov. 29 Jeremiah Johnson, TB, ORE
 Dec. 6 Jahvid Best, TB, CAL

2009

Sept. 5 Kevin Riley, QB, CAL
 Sep. 12 Joe McKnight, TB, USC
 Sep. 19 Jahvid Best, TB, CAL
 Sep. 26 Ed Dixon, TE, ORE
 Oct. 3 James Rodgers, WR, OSU
 Oct. 10 Jacquizz Rodgers, RB, OSU
 Oct. 17 Nick Foles, QB, ARIZ
 Oct. 24 Allen Bradford, TB, USC
 Oct. 31 LaMichael James, RB, ORE
 Nov. 7 Toby Gerhart, RB, STAN
 Nov. 14 Toby Gerhart, RB, STAN
 Nov. 21 Jeremiah Masoli, QB, ORE
 Nov. 28 Toby Gerhart, RB, STAN
 Dec. 5 Jake Locker, QB, WASH

2009

Sept. 5 Kevin Riley, QB, CAL
 Sep. 12 Joe McKnight, TB, USC
 Sep. 19 Jahvid Best, TB, CAL
 Sep. 26 Ed Dixon, TE, ORE
 Oct. 3 James Rodgers, WR, OSU
 Oct. 10 Jacquizz Rodgers, RB, OSU
 Oct. 17 Nick Foles, QB, ARIZ
 Oct. 24 Allen Bradford, TB, USC
 Oct. 31 LaMichael James, RB, ORE
 Nov. 7 Toby Gerhart, RB, STAN
 Nov. 14 Toby Gerhart, RB, STAN
 Nov. 21 Jeremiah Masoli, QB, ORE
 Nov. 28 Toby Gerhart, RB, STAN
 Dec. 5 Jake Locker, QB, WASH

2010

Sept. 7 Kenjon Barner, RB, ORE
 Sept. 13 Jermaine Kearse, WR, WASH
 Sept. 20 Nick Foles, QB, ARIZ
 Sept. 27 Ryan Taylor, C, UCLA
 Oct. 4 LaMichael James, RB, ORE
 Oct. 11 Ryan Katz, QB, OSU
 Oct. 18 Matt Barkley, QB, USC
 Oct. 25 Matt Scott, QB, ARIZ
 Nov. 1 Jeff Maehl, WR, ORE
 Nov. 8 Andrew Luck, QB, STAN
 Nov. 15 Jeff Tuel, QB, WSU
 Nov. 22 Andrew Luck, QB, STAN
 Nov. 28 Brock Osweiler, QB, ASU
 Dec. 6 Chris Polk, RB, WASH

Alterraun Verner, CB, UCLA
 Matthew Harper, FS, ORE
 Nick Reed, DE, ORE

Husain Abdullah, FS, WSU
 Spencer Larsen, OLB, ARIZ
 Lawrence Jackson, DE, USC
 Derrick Doggett, OLB, OSU

Defense

Wopamo Osaisai, CB, STAN
 Gerald Munns, MLB, ASU
 Rey Mauluga, MLB, USC
 Corey Hall, DB, ARIZ
 Greg Laybourn, S, OSU
 Cameron Jordan, DE, CAL
 Jairus Byrd, CB, ORE
 Greg Laybourn, S, OSU
 Mike Mohamed, ILB, CAL
 Zack Follett, OLB, CAL
 Taylor Mays, FS, USC
 Stephen Paea, DT, OSU

Greg Laybourn, S, OSU
 Troy Nolan, FS, ASU
 Rey Mauluga, MLB, USC

Defense

Mike Nixon, OLB, ASU
 Reggie Carter, MLB, UCLA
 Donald Butler, ILB, WASH
 Devin Ross, CB, ARIZ
 Taylor Mays, FS, USC
 Mason Foster, OLB, WASH
 Jurrell Casey, NT, USC
 Cam Nelson, FS, ARIZ
 Mike Mohamed, ILB, CAL
 Will Harris, SS, USC
 Akeem Ayers, OLB, UCLA
 Mike Mohamed, ILB, CAL
 Malcolm Smith, OLB, USC
 Earl Mitchell, DT, ARIZ

Defense

Mike Nixon, OLB, ASU
 Reggie Carter, MLB, UCLA
 Donald Butler, ILB, WASH
 Devin Ross, CB, ARIZ
 Taylor Mays, FS, USC
 Mason Foster, OLB, WASH
 Jurrell Casey, NT, USC
 Cam Nelson, FS, ARIZ
 Mike Mohamed, ILB, CAL
 Will Harris, SS, USC
 Akeem Ayers, OLB, UCLA
 Mike Mohamed, ILB, CAL
 Malcolm Smith, OLB, USC
 Earl Mitchell, DT, ARIZ

Defense

Lance Mitchell, S, OSU
 Mike Thomas, LB, STAN
 Patrick Larimore, LB, UCLA
 Sean Westgate, LB, UCLA
 Cliff Harris, CB, ORE
 Darian Hagan, CB, CAL
 Shaquille Richardson, CB, ARIZ
 Paul Vassallo, LB, ARIZ
 Junior Onyeali, DE, ASU
 T.J. McDonald, S, USC
 Mike Mohamed, LB, CAL
 Stephen Paea, DT, OSU
 Chase Thomas, LB, STAN
 James Brooks, DE, ASU

Kai Forbath, PK, UCLA
 Mike Thomas, KR, ARIZ
 Jason Bonzio, PK, ARIZ

Alexis Serna, PK, OSU
 Antoine Cason, PR, ARIZ
 Kai Forbath, PK, UCLA
 Thomas Weber, PK, ASU

Special Teams

Kai Forbath, PK, UCLA
 Keola Antolin, KR, ARIZ
 Matt Evensen, PK, ORE
 Mike Thomas, PR, ARIZ
 Syd'Quan Thompson, PR, CAL
 Bryan Anger, P, CAL
 Fili Moala, DT, USC
 Kai Forbath, PK, UCLA
 Matt Evensen, PK, ORE
 David Buehler, PK, USC
 Thomas Weber, PK/P, ASU
 C.J. Gable, KR, USC
 James Rodgers, KR, OSU
 Nico Grasu, PK, WSU
 David Buehler, PK, USC

Special Teams

Chris Owusu, KR, STAN
 Kai Forbath, PK, UCLA
 Erik Folk, PK, WASH
 Chris Owusu, KR, STAN
 Damian Williams, PR, USC
 Kenjon Barner, KR, ORE
 Bryan Anger, P, CAL
 Damian Williams, PR, USC
 Justin Kahut, PK, OSU
 Nate Whitaker, PK, STAN
 Giorgio Tavecchio, PK, CAL
 Nate Costa, H, ORE
 Alex Zendejas, PK, ARIZ
 Justin Kahut, PK, OSU

Special Teams

Chris Owusu, KR, STAN
 Kai Forbath, PK, UCLA
 Erik Folk, PK, WASH
 Chris Owusu, KR, STAN
 Damian Williams, PR, USC
 Kenjon Barner, KR, ORE
 Bryan Anger, P, CAL
 Damian Williams, PR, USC
 Justin Kahut, PK, OSU
 Nate Whitaker, PK, STAN
 Giorgio Tavecchio, PK, CAL
 Nate Costa, H, ORE
 Alex Zendejas, PK, ARIZ
 Justin Kahut, PK, OSU

Special Teams

Cliff Harris, PR, ORE
 Jackson Rice, P, ORE
 Tarvis Cobb, KR, ARIZ
 Nate Whitaker, PK, STAN
 Erik Folk, PK, WASH
 Bryan Anger, P, CAL
 Joe Houston, PK, USC
 Keenan Allen, KR, CAL
 Jake Fischer, LB, ARIZ
 Kai Forbath, PK, UCLA
 Cliff Harris, PR, ORE
 Justin Kahut, PK, OSU
 Jamal Miles, KR, ASU
 Thomas Weber, PK, ASU

ALL-TIME PLAYER OF THE WEEK SELECTIONS

2011

Offense
 Sept. 5 Robert Woods, WR, USC
 Sept. 12 Paul Richardson, WR, COLO
 Sept. 19 Matt Barkley, QB, USC
 Sept. 26 LaMichael James, RB, ORE
 Oct. 3 Matt Barkley, QB, USC
 Oct. 10 LaMichael James, RB, ORE
 Oct. 17 Andrew Luck, QB, STAN
 Oct. 24 Sean Mannion, QB, OSU
 Oct. 31 Chris Polk, TB, WASH
 Nov. 7 Matt Barkley, QB, USC
 Nov. 14 Connor Halliday, QB, WSU
 Nov. 21 Marqise Lee, WR, USC
 Nov. 27 Matt Barkley, QB, USC

Defense

Desmond Trufant, CB, WASH
 Cort Dennison, LB, WASH
 Trevor Reilly, LB/DE, UTAH
 Shelly Lyons, LB, ASU
 Alex Hoffman-Ellis, LB, WSU
 Lance Mitchell, S, OSU
 Derrick Shelby, DE, UTAH
 Scott Crichton, DE, OSU
 Tevin McDonald, S, UCLA
 Eddie Pleasant, ROV, ORE
 Travis Sandersfeld, DB, COLO
 USC Hayes Pullard, LB, USC
 Jon Major, LB, COLO

Special Teams

Erik Folk, PK, WASH
 Everrette Thompson, DT, WASH
 Brendan Bigelow, KR, CAL
 Jordan Poyer, PR/KR, OSU
 Jamal Miles, WR/KR, ASU
 Clayton York, FB, OSU
 Coleman Petersen, PK, UTAH
 John Bonano, PK, ARIZ
 Eric Whitaker, PK, STAN
 Sean Sellwood, P, UTAH
 Marqise Lee, KR/WR, USC
 Coleman Petersen, PK, UTAH
 Giorgio Tavecchio, PK, CAL

2012

Offense
 Sept. 3 Johnathan Franklin, RB, UCLA
 Sept. 10 Johnathan Franklin, RB, UCLA
 Sept. 17 Stepfan Taylor, RB, STAN
 Sept. 23 Jordan Webb, QB, COLO
 Oct. 1 Sean Mannion, QB, OSU
 Oct. 8 Josh Nunes, QB, STAN
 Oct. 15 Cody Vaz, QB, OSU
 Oct. 22 Matt Barkley, QB, USC
 Oct. 29 Marqise Lee, WR, USC
 Nov. 5 Kenjon Barner, RB, ORE
 Nov. 12 Ka'Deem Carey, RB, ARIZ
 Nov. 19 Zach Ertz, TE, STAN
 Nov. 26 Stepfan Taylor, RB, STAN

Defense

Jake Fischer, LB, ARIZ
 D.J. Welch, LB, OSU
 Ben Gardner, DE, STAN
 Michael Clay, LB, ORE
 Will Sutton, DT, ASU
 Kameron Jackson, DB, CAL
 Steve Williams, DB, CAL
 Chase Thomas, LB, STAN
 Marquis Flowers, LB, ARIZ
 Eric Kendricks, LB, UCLA
 Anthony Barr, LB, UCLA
 Eric Kendricks, LB, UCLA
 Brandon Magee, LB, ASU

Special Teams

Marqise Lee, WR/PR, USC
 John Bonano, PK, ARIZ
 Tom Hackett, P, UTAH
 Keith Kostol, P, OSU
 Kyle Dugandzic, P, ARIZ
 Randall Telfer, TE, USC
 Rashad Ross, WR/KR, ASU
 Richard Morrison, WR, ARIZ
 Reggie Dunn, WR/KR, Utah
 Reggie Dunn, WR/KR, Utah
 Trevor Romaine, PK, OSU
 Daniel Zychlinski, P, STAN
 Andrew Furney, PK, WSU

2013

Offense
 Sept. 2 Paul Richardson, WR, COLO
 Sept. 9 De'Anthony Thomas, RB, ORE
 Sept. 16 Sean Mannion, QB, OSU
 Sept. 23 Travis Wilson, QB, UTAH
 Sept. 30 Sean Mannion, QB, OSU
 Oct. 7 Marcus Mariota, QB, ORE
 Oct. 14 Marcus Mariota, QB, ORE
 Oct. 21 Ka'Deem Carey, RB, ARIZ
 Oct. 28 B.J. Denker, QB, ARIZ
 Nov. 4 Taylor Kelly, QB, ASU
 Nov. 11 Myles Jack, LB/RB, UCLA
 Nov. 18 Cody Kessler, QB, USC
 Nov. 25 Ka'Deem Carey, RB, ARIZ
 Dec. 2 Josh Huff, WR, ORE

Defense

Tra'Mayne Bondurant, S, ARIZ
 Damante Horton, CB, WSU
 Anthony Barr, LB, UCLA
 Steven Nelson, CB, OSU
 Alden Darby, S, ASU
 Trent Murphy, LB, STAN
 Rashaad Reynolds, CB, OSU
 Jordan Richards, S, STAN
 Trent Murphy, LB, STAN
 Josh Shaw, CB, USC
 Shane Skov, LB, STAN
 Robert Nelson, CB, ASU
 Chris Young, LB, ASU
 Damarious Randall, S, ASU

Special Teams

Vincenzo D'Amato, PK, CAL
 Jake Smith, PK, ARIZ
 Trevor Romaine, PK, OSU
 Kris Albarado, P, USC
 Bralon Addison, WR/PR, ORE
 Ty Montgomery, WR/KR, STAN
 Andy Phillips, K, UTAH
 Zane Gonzalez, K, ASU
 Travis Coons, P/K, WASH
 Jayon Brown, LB, UCLA
 Nelson Agholor, WR/PR, USC
 Andre Heidari, PK, USC
 Ishmael Adams, DB, UCLA
 Zane Gonzalez, PK, ASU

2014

Offense
 Sept. 1 Cody Kessler, QB, USC
 Sept. 8 Marcus Mariota, QB, ORE
 Sept. 15 Jerry Neuheisel, QB, UCLA
 Sept. 22 Cayleb Jones, WR, ARIZ
 Sept. 29 Brett Hundley, QB, UCLA
 Oct. 6 Connor Halliday, QB, WSU
 Oct. 13 Javorius Allen, RB, USC
 Oct. 20 Cody Kessler, QB, USC
 Oct. 27 Marcus Mariota, QB, ORE
 Nov. 3 Marcus Mariota, QB, ORE
 Nov. 10 Luke Falk, QB, WSU
 Nov. 17 Nelson Agholor, WR, USC
 Nov. 24 Nick Wilson, RB, ARIZ
 Dec. 1 Cody Kessler, QB, USC

Defense

Eric Kendricks, LB, UCLA
 Leonard Williams, DE, USC
 Shaq Thompson, LB, WASH
 Gianni Paul, LB, UTAH
 Peter Kalambayi, LB, STAN
 Nate Orchard, DE, UTAH
 Shaq Thompson, LB, WASH
 Damarious Randall, CB, ASU
 Scooby Wright III, LB, ARIZ
 Scooby Wright III, LB, ARIZ
 Lloyd Carrington, CB, ASU
 Nate Orchard, DE, UTAH
 Eric Kendricks, LB, UCLA
 Scooby Wright III, LB, ARIZ

Special Teams

Kaelin Clay, KR, UTAH
 Andre Heidari, PK, USC
 Ishmael Adams, KR, UCLA
 Andy Phillips, PK, UTAH
 Ishmael Adams, KR, UCLA
 Trevor Davis, KR, CAL
 Ty Montgomery, KR, STAN
 Andy Phillips, PK, UTAH
 Adoree' Jackson, KR, USC
 Zane Gonzalez, PK, ASU
 Ka'imi Fairbairn, PK, UCLA
 Casey Skowron, PK, ARIZ
 Drew Riggleman, P, ARIZ
 Tom Hackett, P, UTAH

2015

Offense
 Sept. 7 Josh Rosen, QB, UCLA
 Sept. 14 Luke Falk, QB, WSU
 Sept. 21 Kevin Hogan, QB, STAN
 Sept. 28 Travis Wilson, QB, UTAH
 Oct. 5 Mike Bercovici, QB, ASU
 Oct. 12 Devontae Booker, RB, UTAH
 Oct. 19 Christian McCaffrey, RB, STAN
 Oct. 26 Luke Falk, QB, WSU
 Nov. 2 Vernon Adams, QB, ORE
 Nov. 9 Luke Falk, QB, WSU

Defense

Justin Thomas, CB, UTAH
 Gianni Paul, LB, UTAH
 Kenneth Olugbode, LB, COLO
 Kyle Kragen, DE, CAL
 Stefan McClure, S, CAL
 Travis Feeney, LB, WASH
 Shalom Luani, S, WSU
 Cameron Smith, LB, USC
 Travis Feeney, LB, WASH
 Gianni Paul, LB, UTAH

Special Teams

Dante Pettis, KR, WASH
 Bralon Addison, KR, ORE
 Cory Butler-Byrd, KR, UTAH
 Tom Hackett, P, UTAH
 Matt Haack, P, ASU
 Tom Hackett, P, UTAH
 Tim White, KR, ASU
 Ka'imi Fairbairn, PK, UCLA
 Charles Nelson, KR, ORE
 Raymond Hudson, KR, CAL



Nov. 16
Nov. 23
Nov. 30

Jared Goff, QB, CAL
Vernon Adams, QB, ORE
Jared Goff, QB, CAL

Antonio Longino, LB, ASU
Antonio Longino, LB, ASU
Iman Marshall, CB, USC

Casey Skowron, PK, ARIZ
Christian McCaffrey, KR, STAN
Conrad Ukropina, PK, STAN

2016

Sept. 5
Sept. 12
Sept. 19
Sept. 26
Oct. 3
Oct. 10
Oct. 17
Oct. 24
Oct. 31
Nov. 7
Nov. 14
Nov. 21
Nov. 28

Offense

Sefo Liufau, QB, COLO*
Kalen Ballage, RB, ASU
Chad Hansen, WR, CAL
Steven Montez, QB, COLO*
Davis Webb, QB, CAL
Jake Browning, QB, WASH
Phillip Lindsay, RB, COLO
Joe Williams, RB, UTAH
Justin Herbert, QB, ORE
John Ross III, WR, WASH
Sam Darnold, QB, USC
Sefo Liufau, QB, COLO
Ryan Nall, RB, OSU

Defense

Troy Dye, LB, ORE
Sunia Tauteoli, LB, UTAH
Treston Decoud, CB, OSU
Solomon Thomas, DL, STAN
Psalm Wooching, LB, WASH
Marcus Ball, LB, ASU
Solomon Thomas, DL, STAN
Tedric Thompson, DB, COLO
Azeem Victor, LB, WASH
Sidney Jones IV, CB, WASH
Hunter Dimick, DE, UTAH
Nick Fisher, S, COLO
Tedric Thompson, SS, COLO

Special Teams

Mitch Wishnowsky, P, UTAH
Adoree' Jackson, CB/WR/RET, USC
Zane Gonzalez, PK, ASU
Zane Gonzalez, PK, ASU
Davis Price, PK, COLO
Zane Gonzalez, PK, ASU
Zane Gonzalez, PK, ASU
Robert Taylor, DB/KR, WSU
Dante Pettis, WR/PR, WASH
Isaiah Oliver, CB/PR, COLO
Kaleb Fossum, WR/PR, WSU
Mitch Wishnowsky, P, UTAH
Adoree' Jackson, CB/WR/RET, USC

2017

Sept. 5
Sept. 11
Sept. 17
Sept. 25
Oct. 2
Oct. 9
Oct. 16
Oct. 23
Oct. 28
Nov. 6
Nov. 13
Nov. 20
Nov. 27

Offense

Josh Rosen, QB, UCLA
Sam Darnold, QB, USC
Luke Falk, QB, WSU
Bryce Love, RB, STAN
Bryce Love, RB, STAN
Khalil Tate, QB, ARIZ
Khalil Tate, QB, ARIZ
Khalil Tate, QB, ARIZ
Khalil Tate, QB, ARIZ
Luke Falk, QB, WSU
Bryce Love, RB, STAN
Jake Browning, QB, WASH
Myles Gaskin, RB, WASH

Defense

Devante Downs, LB, CAL
Peyton Pelluer, LB, WSU
Devante Downs, LB, CAL
Jack Jones, CB, USC
Jahad Woods, LB, WSU
Justin Reid, SS, STAN
Jordan Kunaszyk, LB, CAL
Colin Schooler, LB, ARIZ
Harrison Phillips, DL, STAN
Manase Hungalu, LB, OSU
Hercules Mata'afa, DL, WSU
Troy Dye, LB, ORE
Kenny Young, LB, UCLA

Special Teams

Jake Olson, LS, USC
Dante Pettis, WR/PR, WASH
Dante Pettis, WR/PR, WASH
Brandon Ruiz, PK, ASU
Erik Powell, PK, WSU
Erik Powell, PK, WSU
Mitch Wishnowsky, P, UTAH
Brandon Ruiz, PK, ASU
Lucas Kavrisik, PK, ARIZ
Dante Pettis, WR/PR, WASH
Erik Powell, PK, WSU
Michael Pittman, WR, USC
Jake Bailey, P, STAN

2018

Sept. 4
Sept. 10
Sept. 17
Sept. 24
Oct. 1
Oct. 8
Oct. 15
Oct. 22
Oct. 29
Nov. 5
Nov. 12
Nov. 19
Nov. 26

Offense

JJ Arcega-Whiteside, Sr., WR, STAN
Laviska Shenault, So., WR, COLO
Gardner Minshew II, Grad., QB, WSU
J.J. Taylor, So., RB, ARIZ
Eno Benjamin, So., RB, ASU
Laviska Shenault, So., WR, COLO
CJ Verdell, Fr., RB, ORE
Tyler Huntley, Jr., QB, UTAH
Jake Luton, Sr., QB, OSU
N'Keal Harry, Jr., WR, ASU
Colby Parkinson, So., TE, STAN
Joshua Kelley, Jr., RB, UCLA
Myles Gaskin, Sr., RB, WASH

Defense

Nate Landman, Jr., ILB, COLO
Chase Hansen, Sr., LB, UTAH
Ben Burr-Kirven, Sr., LB, WASH
Ben Burr-Kirven, Sr., LB, WASH
Ugochukwu Amadi, Sr., S, ORE
Jaylon Johnson, So., DB, UTAH
Keisean Lucier-South, R.Jr., LB, UCLA
Chase Hansen, Sr., LB, UTAH
Evan Walker, Jr., LB, CAL
Merlin Robertson, Fr., LB, ASU
Luc Bequette, R.J., DE, CAL
Jahad Woods, RSo., LB, WSU
Ashtyn Davis, R.Jr., S, CAL

Special Teams

Chase McGrath, So., PK, USC
Brandon Ruiz, So., PK, ASU
Travell Harris, R.Fr., WR/KR, WSU
Jay Tufele, R.Fr., DL, USC
Marvel Tell III, Sr., S, USC
Matt Gay, Sr., PK, UTAH
Mitch Wishnowsky, Sr., P, UTAH
Matt Gay, Sr., PK, UTAH
N'Keal Harry, Jr., WR, ASU
Ugochukwu Amadi, Sr., S/PR, ORE
Matt Gay, Sr., PK, UTAH
Matt Gay, Sr., PK, UTAH
Steven Coutts, R.Jr., P, CAL

ALL-TIME PLAYER OF THE WEEK SELECTIONS

2019

Sept. 3 Anthony Gordon, Sr., QB, WSU
 Sept. 9 Kedon Slovis, Fr., QB, USC
 Sept. 16 Anthony Gordon, Sr., QB, WSU
 Sept. 23 D. Thompson-Robinson, So., QB, UCLA
 Sept. 30 Tyler Huntley, Sr., QB, UTAH
 Oct. 7 Jake Luton, Sr., QB, OSU
 Oct. 14 Brandon Aiyuk, Sr., WR, ASU
 Oct. 21 Justin Herbert, Sr., QB, ORE
 Oct. 28 CJ Verdell, So., RB, ORE
 Nov. 4 Tyler Huntley, Sr., QB, UTAH
 Nov. 11 Kedon Slovis, Fr., QB, USC
 Nov. 18 Anthony Gordon, Sr., QB, WSU
 Nov. 25 Jayden Daniels, Fr., QB, ASU
 Dec. 2 Brant Kuithe, So., TE, UTAH

Offensive Lineman

Sept. 3 Liam Ryan, R.Jr., OT, WSU
 Sept. 9 Austin Jackson, Jr., OT, USC
 Sept. 16 Penei Sewell, So., OT, ORE
 Sept. 23 Penei Sewell, So., OT, ORE
 Sept. 30 Cohl Cabral, Sr., C, ASU
 Oct. 7 Drew Dalman, Jr., C, STAN
 Oct. 14 Penei Sewell, So., OT, ORE
 Oct. 21 Calvin Throckmorton, Sr., OT, ORE
 Oct. 28 Shane Lemieux, Sr., OG, ORE
 Nov. 4 Calvin Throckmorton, Sr., OT, ORE
 Nov. 11 Arlington Hambricht, Grad., OT, COLO
 Nov. 18 Shane Lemieux, Sr., OG, ORE
 Nov. 25 Abe Lucas, RSo., OT, WSU
 Dec. 2 Penei Sewell, So., OT, ORE

2020

Nov. 9 Jarek Broussard, So., RB, COLO
 Nov. 16 Sam Noyer, Sr., QB, COLO
 Nov. 23 Jermar Jefferson, Jr., RB, OSU
 Nov. 30 Jermar Jefferson, Jr., RB, OSU
 Dec. 7 Jarek Broussard, So., RB, COLO
 Dec. 14 Kedon Slovis, So., QB, USC
 Dec. 21 Simi Fehoko, Jr., WR, STAN

Offensive Lineman

Nov. 9 Ryan Walk, Jr., OL, ORE
 Nov. 16 T.J. Bass, Jr., OL, ORE
 Nov. 23 Luke Wattenberg, Sr., OL, WASH
 Nov. 30 Nathan Eldridge, R-Sr., OL, OSU
 Dec. 7 Drew Dalman, Sr., OL, STAN
 Dec. 14 Dohnovan West, So., OL, ASU
 Dec. 21 Nick Ford, Jr., OL, UTAH

Defensive

Francis Bernard, Sr., LB, UTAH
 Evan Weaver, Sr., LB, CAL
 Myles Bryant, Sr., DB, WASH
 Evan Weaver, Sr., LB, CAL
 Francis Bernard, Sr., LB, UTAH
 Paulson Adebo, Jr., CB, STAN
 Verone McKinley III, Fr., S, ORE
 Bradlee Anae, Sr., DE, UTAH
 Paulson Adebo, Jr., CB, STAN
 Brady Breeze, Jr., S, ORE
 Edefuan Ulofoshio, RFr., LB, WASH
 Julian Blackmon, Sr., FS, UTAH
 Talanoa Huganga, So., S, USC
 Jack Jones, R.Jr., CB, ASU

Defensive Lineman

Benning Potoa'e, Sr., DT, WASH
 Mustafa Johnson, Jr., DE, COLO
 Jermaine Lole, So., DE, ASU
 Gus Cumberlander, Sr., DE, ORE
 George Lea, Sr., DE, ASU
 Kayvon Thibodeaux, Fr., DE, ORE
 Ryan Bowman, Jr., DE, WASH
 Bradlee Anae, Sr., DE, UTAH
 Leki Fotu, Sr., DT, UTAH
 John Penisini, Sr., DT, UTAH
 Joe Tryon, So., DE, WASH
 Mike Tafua, RSo., DE, UTAH
 Bradlee Anae, Sr., DE, UTAH
 Joe Tryon, So., DE, WASH

Defensive

Merlin Robertson, Jr., LB, ASU
 Nate Landman, Sr., LB, COLO
 Jordan Happle, Sr., S, ORE
 Nate Landman, Sr., LB, COLO
 Kuony Deng, R-Sr., ILB, CAL
 Talanoa Hufanga, Jr., S, USC
 Jamal Hill, So., S, ORE

Defensive Lineman

Marlon Tuipulotu, R-Jr., DL, USC
 Zion Tupuola-Fetui, So., OLB, WASH
 Zion Tupuola-Fetui, So., OLB, WASH
 Zion Tupuola-Fetui, So., OLB, WASH
 Tyler Johnson, R-Jr., DL, ASU
 Drake Jackson, So., OLB, USC
 Kayvon Thibodeaux, So., DE, ORE

Special Teams

Michael Turk, RSo., P, ASU
 Cristian Zendejas, Fr., PK, ASU
 Greg Thomas, RSr., PK, CAL
 Demetric Felton, R.Jr., RB/KR, UCLA
 Jet Toner, Sr., PK, STAN
 Daniel Rodriguez, Sr., P, OSU
 Lucas Havrisik, Jr., PK, ARIZ
 Daniel Rodriguez, Sr., P, OSU
 Camden Lewis, Fr., PK, ORE
 Mykael Wright, Fr., CB, ORE
 Evan Price, RFr., PK, COLO
 Brandon Aiyuk, Sr., KR/PR/WR, ASU
 Alex Kinney, RSr., P, COLO
 Mykael Wright, Fr., KR/CB, ORE

Freshman

Jayden Daniels, Fr., QB, ASU
 Kedon Slovis, Fr., QB, USC
 Jayden Daniels, Fr., QB, ASU
 Kyle Phillips, Fr., WR, UCLA
 Grant Gunnell, Fr., QB, ARIZ
 Simi Fehoko, RFr., WR, STAN
 Jayden Daniels, Fr., QB, USC
 Kyle Phillips, Fr., WR, UCLA
 Kedon Slovis, Fr., QB, USC
 Omar Speights, Fr., LB, OSU
 Kenan Christon, Fr., TB, USC
 Drake London, Fr., WR, USC
 Jayden Daniels, Fr., QB, ASU
 Trent McDuffie, Fr. DB, WASH

Special Teams

Michael Turk, R-Jr., P, ASU
 Champ Flemings, R-Jr., WR/KR, OSU
 Jesiah Irish, R-So., WR, OSU
 Thomas Booker, Jr., DE, STAN
 Jadon Redding, So., PK, UTAH
 Jadon Redding, So., PK, UTAH
 Will Shaffer, Fr., LB, ASU

Freshman

Jayden de Laura, Fr., QB, WSU
 Ayden Hector, Fr., DB, WSU
 Dylan Morris, Fr., QB, WASH
 Dylan Morris, Fr., QB, WASH
 Ty Jordan, Fr., RB, UTAH
 Ty Jordan, Fr., RB, UTAH
 Ty Jordan, Fr., RB, UTAH



2021

Sept. 7
Sept. 13
Sept. 20
Sept. 27
Oct. 4
Oct. 11
Oct. 18
Oct. 25
Nov. 1
Nov. 8
Nov. 15
Nov. 22
Nov. 29

Offensive

Zach Charbonnet, Jr., RB, UCLA
CJ Verdell, Jr., RB, ORE
Jaxson Dart, Fr., QB, USC
B.J. Baylor, R-Jr., RB, OSU
Jayden Daniels, Jr., QB, ASU
Cameron Rising, So., QB, UTAH
Cameron Rising, So., QB, UTAH
B.J. Baylor, R-Jr., RB, OSU
Tavion Thomas, So., RB, UTAH
Rachaad White, R-Sr., RB, ASU
Rachaad White, R-Sr., RB, ASU
Dorian Thompson-Robinson, Sr., QB, UCLA
Anthony Brown, Sr., QB, ORE

Offensive Lineman

Sept. 7 Alec Anderson, R-Jr., OL, UCLA
Sept. 13 Alex Forsyth, Jr., OL, ORE
Sept. 20 T.J. Bass, Jr., OL, ORE
Sept. 27 Nathan Eldridge, R-Sr., OL, OSU
Oct. 4 LaDarius Henderson, Jr., OL, ASU
Oct. 11 Liam Ryan, Gr., OL, WSU
Oct. 18 Nick Ford, Jr., OL, UTAH
Oct. 25 Nous Keobounnam, R-Sr., OL, OSU
Nov. 1 Nick Ford, Jr., OL, UTAH
Nov. 8 Braeden Daniels, So., OL, UTAH
Nov. 15 Dohnovan West, Jr., OL, ASU
Nov. 22 Ben Coleman, R-So., OL, CAL
Nov. 29 Paul Grattan Jr., R-Sr., OL, UCLA

Defensive

Devin Lloyd, Jr., LB, UTAH
Kyu Blu Kely, Jr., CB, STAN
Verone McKinley III, So., S, ORE
Bennett Williams, Jr., S, ORE
Avery Roberts, R-Jr., LB, OSU
George Hicks III, Gr., S, WSU
Devin Lloyd, Jr., LB, UTAH
Kayvon Thibodeaux, So., DE, ORE
Carson Bruener, Fr., LB, WASH
Devin Lloyd, Jr., LB, UTAH
Kayvon Thibodeaux, So., DE, ORE
Jahad Woods, Gr., LB, WSU
Armani Marsh, R-Sr., CB, WSU

Defensive Lineman

D.J. Davidson, Gr., DL, ASU
Bradyn Swinson, Fr., DE, ORE
Drake Jackson, So., OLB, USC
Van Fillinger, Fr., DE, UTAH
Brennan Jackson, R-Jr., EDGE, WSU
Tyler Johnson, Gr., DL, ASU
Brennan Jackson, R-Jr., EDGE, WSU
Kayvon Thibodeaux, So., DE, ORE
Ron Stone Jr., R-Jr., EDGE, WSU
Kyon Barrs, So., DL, ARIZ
Kayvon Thibodeaux, So., DE, ORE
Junior Tafuna, Fr., DT, UTAH
Mitchell Agude, Sr., LB, UCLA

Special Teams

D.J. Taylor, R-Fr., DB/KR, ASU
Travell Harris, R-Sr., WR, WSU
Britain Covey, Jr., WR/KR, UTAH
Kyle Philips, R-Jr., WR/KR, UCLA
Parker Lewis, Fr., PK, USC
Nicholas Barr-Mira, R-So., K, UCLA
Trevor Woods, Fr., S, COLO
Luke Musgrave, So., TE, OSU
Peyton Henry, Jr., PK, WASH
Kyle Ostendorp, So., P, ARIZ
Kyle Philips, R-Jr., WR/KR, UCLA
Britain Covey, Jr., WR/KR, UTAH
Dean Janikowski, R-So., K, WSU

Freshman

Justin Flowe, Fr., ILB, ORE
Tanner McKee, So., QB, STAN
Jaxson Dart, Fr., QB, USC
Karene Reid, Fr., LB, UTAH
Tanner McKee, So, QB, STAN
Kamo'i Latu, Fr., S, UTAH
Noah Sewell, Fr., ILB, ORE
Noah Sewell, Fr., ILB, ORE
Carson Bruener, Fr., LB, WASH
Jeffrey Bassa, Fr., S, ORE
Byron Cardwell, Fr., RB, ORE
Lu-Magia Hearn III, Fr., CB, CAL
Jayden de Laura, So., QB, WSU

ALL-TIME PAC-12 FCG RESULTS

| | | | |
|-------------|--|----|--|
| 2011 | UCLA | 31 | |
| | Oregon | 49 | |
| | Dec. 1, 2011 at Eugene, Ore. (Atten: 59,376) (35 degrees, clear, w: S 5 mph) - FOX MVP: LaMichael James, RB, Oregon | | |
| 2012 | UCLA | 24 | |
| | Stanford | 27 | |
| | Dec. 2, 2012 at Stanford, Calif. (Atten: 31,622) (55 degrees, partly cloudy, w: W 6 mph) - FOX MVP: Kevin Hogan, QB, Stanford | | |
| 2013 | Stanford | 38 | |
| | Arizona State | 14 | |
| | Dec. 7, 2013 at Tempe, Ariz. (Atten: 69,535) (54 degrees, partly cloudy, w: E 5 mph) - ESPN MVP: Tyler Gaffney, RB, Stanford | | |
| 2014 | Arizona | 13 | |
| | Oregon | 51 | |
| | Dec. 5, 2014 at Levi's Stadium-Santa Clara, Calif. (Atten: 45,618) (60 degrees, rain, w: W 5 mph) - FOX MVP: Marcus Mariota, QB, Oregon | | |
| 2015 | USC | 22 | |
| | Stanford | 41 | |
| | Dec. 5, 2015 at Levi's Stadium-Santa Clara, Calif. (Atten: 58,476) (55 degrees, cloudy, w: calm) - ESPN MVP: Christian McCaffrey, RB, Stanford | | |
| 2016 | Colorado | 10 | |
| | Washington | 41 | |
| | Dec. 2, 2016 at Levi's Stadium-Santa Clara, Calif. (Atten: 47,118) (60 degrees, clear, w: NW 10 mph) - FOX MVP: Taylor Rapp, DB, Washington | | |
| 2017 | Stanford | 28 | |
| | USC | 31 | |
| | Dec. 1, 2017 at Levi's Stadium-Santa Clara, Calif. (Atten: 48,031) (55 degrees, clear, w: NE 5 mph) - ESPN MVP: Sam Darnold, QB, USC | | |
| 2018 | Washington | 10 | |
| | Utah | 3 | |
| | Nov. 30, 2018 at Levi's Stadium-Santa Clara, Calif. (Atten: 35,134) (58 degrees, clear, w: W 11 mph) - FOX MVP: Byron Murphy, DB, Washington | | |
| 2019 | Utah | 15 | |
| | Oregon | 37 | |
| | Dec. 6, 2019 at Levi's Stadium-Santa Clara, Calif. (Atten: 38,679) (62 degrees, clear, w: SSE 15 mph) - ABC MVP: CJ Verdell, RB, Oregon | | |
| 2020 | Oregon | 31 | |
| | USC | 24 | |
| | Dec. 18, 2020 at LA Memorial Coliseum-Los Angeles, Calif. (Atten: 1 due to COVID-19 pandemic) (61 degrees, clear, w: NW 6 mph) - FOX MVP: Kayvon Thibodeaux, DE, Oregon | | |
| 2021 | Oregon | 10 | |
| | Oregon | 38 | |
| | Dec. 3, 2021 at Allegiant Stadium- Las Vegas, Nev. (Atten: 56,511) (Indoor) - ABC MVP: Devin Lloyd, LB, Utah | | |

In 11 postseason Conference championship games, the North Division has captured the Pac-12 crown nine times - Oregon (2011, 2014, 2019, 2020), Stanford (2012, 2013, 2015) and Washington (2016, 2018). USC's victory in the 2017 game was the first for the South Division. For the South, all six schools have participated in the championship games - UCLA (2011, 2012), Arizona State (2013), Arizona (2014), USC (2015, 2017, 2020), Colorado (2016) and Utah (2018, 2019, 21).



**TOTAL OFFENSE
(Rushing plus Passing)**

Most Plays

55 Kedon Slovis, USC vs. ORE, 2020

Most Yards Gained

346 Marcus Mariota, ORE vs. ARIZ, 2014

Most Yards Gained By Two Opposing Players

494 Sam Darnold, USC (326) & K.J. Costello, STAN (168)
USC vs. STAN, 2017

Most Touchdowns Responsible For

(Touchdowns scored and passed for)

5 Marcus Mariota, ORE v.s ARIZ , 2014

PASSING

Highest Passing Efficiency Rating Points

Game (Min. 20 att.): 212.1 Sam Darnold, USC vs. STAN, 2017
(17-24-0, 325, 2 TD)

Game (Min. 30 att.): 152.4 Marcus Mariota, ORE vs. ARIZ, 2014
(25-38-0, 313, 2 TD)

Game (Min. 40 att.): 106.7 Kedon Slovis, USC vs. ORE, 2020
(28-52-3, 320, 2 TD)

Most Passes Attempted

52 Kedon Slovis, USC vs. ORE, 2020

Most Passes Completed

28 Kedon Slovis, USC vs. ORE, 2020

Most Consecutive Passes Completed

11 Marcus Mariota, ORE vs. ARIZ, 2014

Highest Percentage of Passes Completed

Game (Min. 15 comp.): 72.7 Kevin Hogan, STAN
vs. UCLA, 2012 (16 of 21)

Game (Min. 20 comp.): 74.2 Brett Hundley, UCLA
vs. STAN, 2012 (23 of 31)

Game (Min. 30 comp.): 65.7 Marcus Mariota, ORE
vs. ARIZ, 2012 (25 of 38)

Most Passes Had Intercepted

3 Sefo Liufau, COLO vs. WASH, 2016 (attempted 13)

3 Jason Shelley, UTAH vs. WASH, 2018 (attempted 27)

3 Kedon Slovis, USC vs. ORE, 2020 (attempted 52)

Most Passing Yards Gained

325 Sam Darnold, USC vs. STAN, 2017

Most Passing Yards Gained By Two Opposing Players

517 Sam Darnold, USC (325) & K.J. Costello, STAN (192), 2017

Most Passing Yards Gained Per Attempt

(Min. 20 atts.)

13.5 Sam Darnold, USC vs. STAN, 2017 (24-325)

(Min. 30 atts.)

8.2 Marcus Mariota, ORE vs. ARIZ, 2014 (38-313)

Most Touchdown Passes

3 Darron Thomas, ORE vs. UCLA, 2011

Longest Passing Play

78 Kevin Hogan to Devon Cajuste, STAN vs. ASU, 2013

RUSHING

Most Rushes

32 Christian McCaffrey, STAN vs. USC, 2015 (207 yards)

30 Ronald Jones II, USC vs. STAN, 2017 (140 yards)

Most Yards Gained

Quarter: 110 CJ Verdell, ORE vs. UTAH, 2019
(4th Q, 4 rushes)

Half: 155 Christian McCaffrey, STAN vs. USC, 2015
(1st H, 17 rushes)

Game: 219 LaMichael James, ORE vs. UCLA, 2011 (25 rushes)

Most Yards Gained By a Quarterback

83 Brett Hundley, UCLA vs. STAN, 2012

Teammates Gaining 100 Yards or More

1 Myles Gaskin (159 yards)/Lavon Coleman (101 yards)
WASH vs. COLO, 2016

Most FCG Games Gaining 100 Yards or More

1 CJ Verdell, ORE vs. UTAH, 2019 (208 yards)

1 Zack Moss, UTAH vs. ORE, 2019 (113)

1 Ronald Jones II, USC vs. STAN, 2017 (140)

1 Bryce Love, STAN vs. USC, 2017 (125 yards)

1 Myles Gaskin, WASH vs. COLO, 2015

1 Lavon Coleman, WASH vs. COLO, 2015

1 Royce Freeman, ORE vs. ARIZ, 2014

1 LaMichael James, ORE vs. UCLA, 2011

Highest Average Gain Per Rush

Game (Min. 10 att.): 11.6 CJ Verdell, ORE
vs. UTAH, 2019 (18 for 208)

Game (Min. 20 att.): 8.8 LaMichael James, ORE
vs. UCLA, 2011 (25 for 219)

Most Touchdowns Scored by Rushing

3 CJ Verdell, ORE vs. UTAH, 2019

3 Marcus Mariota, ORE vs. ARIZ, 2014

3 Tyler Gaffney, STAN vs. ASU, 2013

3 LaMichael James, ORE vs. UCLA, 2011

Longest Run

70 CJ Verdell, ORE vs. UTAH, 2019

69 Tyler Gaffney, STAN vs. ASU, 2013

52 Bryce Love, STAN vs. USC, 2017

51 D.J. Foster, ASU vs. STAN, 2013

51 Johnathan Franklin, UCLA vs. STAN, 2012

Longest Run by a Quarterback

48 Brett Hundley, UCLA vs. STAN, 2012

RECEIVING

Most Passes Caught

11 JuJu Smith-Schuster, USC vs. STAN, 2015 (87 yards)

8 Drake London, USC vs. ORE, 2020 (75 yards)

8 Andre Baccellia, WASH vs. UTAH, 2018 (65 yards)

Most Passed Caught By a Running Back

7 Charles Nelson, ORE vs. ARIZ, 2014 (104 yards)

Most Receiving Yards Gained

146 Michael Pittman Jr., USC vs. STAN, 2017 (caught 7)

126 Darren Carrington, ORE vs. ARIZ, 2014 (caught 7)

120 Devon Cajuste, STAN vs. ASU, 2013 (caught 2)

105 Christian McCaffrey, STAN vs. USC, 2015 (caught 4)

Teammates Receiving 100 Yards or More

Darren Carrington II (126) & Charles Nelson (104), Oregon, 2014

Highest Average Gain Per Reception (Min. 3)

26.3 Christian McCaffrey, STAN vs. USC, 2015 (4 for 105)

20.9 Michael Pittman Jr., USC vs. STAN, 2017 (7 for 146)

Most Touchdown Passes Caught

2 Kaden Smith, STAN vs. USC, 2017 (4 receptions)

2 Nelson Rosario, UCLA vs. ORE, 2011 (6 receptions)

PUNT RETURNS

Most Punt Returns

4 Johnathan Loyd, ORE vs. ARIZ, 2014

Most Yards On Punt Returns

61 Johnathan Loyd, ORE vs. ARIZ, 2014 (4 returns)

Highest Average Gain Per Return (Min. 2)

15.3 Johnathan Loyd, ORE vs. ARIZ, 2014 (4 for 61)

Most Touchdowns Scored On Punt Returns

0

Longest Punt Return

31 Christian McCaffrey, STAN vs. USC, 2015
 26 Johnathan Loyd, ORE vs. ARIZ, 2014

KICKOFF RETURNS

Most Kickoff Returns

8 Tyrell Johnson, ARIZ vs. ORE, 2014

Most Yards On Kickoff Returns

211 Tyrell Johnson, ARIZ vs. ORE, 2014 (8 returns)

Highest Average Gain Per Return (Min. 2)

31.3 Josh Huff, ORE vs. UCLA, 2011 (3 for 94)

Most Touchdowns Scored On Kickoff Returns

Longest Kickoff Return

48 Phillip Lindsay, COLO vs. WASH, 2016
 Anthony Julmisse, COLO vs. WASH, 2016

ALL-PURPOSE YARDS

(Yardage gained from rushing, receiving and all runbacks)

Most Plays

43 Christian McCaffrey, STAN vs. USC, 2015
 (32 rushes, 4 receptions, 7 returns)
 31 Ronald Jones II, USC vs. STAN, 2017
 (20 rushes, 1 reception)

Most Yards Gained

461 Christian McCaffrey, STAN vs. USC, 2015
 (207 rushing, 105 receiving, 149 returns)
 249 LaMichael James, ORE vs. UCLA, 2011
 (219 rushing, 24 receiving, 6 returns)

SCORING

Most Points Scored

18 CJ Verdell, ORE vs. UTAH, 2019 (3 TDs)
 18 Tyler Gaffney, STAN vs. ASU, 2013 (3 TDs)
 18 LaMichael James, ORE vs. UCLA, 2011 (3 TDs)

Most Touchdowns Scored

3 Marcus Mariota, ORE vs. ARIZ, 2014
 3 Tyler Gaffney, STAN vs. ASU, 2013
 3 LaMichael James, ORE vs. UCLA, 2011

Most Extra Points Attempted By Kicking

7 Alejandro Maldonado, ORE vs. UCLA, 2011 (7 made)

Most Extra Points Made By Kicking

7 Alejandro Maldonado, ORE vs. UCLA, 2011 (7 attempts)

Highest Percentage Extra Points Made

100% 19 players.
 Best performance: A. Maldonado, ORE vs. UCLA, 2011 (7 of 7)

Most Consecutive Extra Points Made

7 Alejandro Maldonado, ORE vs. UCLA, 2011

Most Points Kicking

15 Aidan Schneider, ORE vs. ARIZ, 2014

FIELD GOALS

Most Field Goals Attempted

4 Aidan Schneider, ORE vs. ARIZ, 2014 (3 made)

Most Field Goals Made

Half: 2 3 times, last: Cameron Van Winkle, WASH vs. COLO, 2016
 Game: 3 Camden Lewis, ORE vs. UTAH, 2019
 3 Aidan Schneider, ORE vs. ARIZ, 2014

Highest Percentage Of Field Goals Made (min. 2 attempts)

100% 3 players.
 Best: Camden Lewis, ORE vs. UTAH, 2019 (3 of 3)

Most Consecutive Field Goals Made

3 Jordan Williamson, STAN vs. UCLA, 2012 (2); STAN vs. ASU, 2013 (1)
 Camden Lewis, ORE vs. UTAH, 2019 (3)

Most Field Goals Made 40 Yards Or More

1 Matt Gay, UTAH vs. WASH, 2018 (1 attempt)
 1 Jadon Redding, UTAH vs ORE, 2021 (1 attempt)
 1 Tyler Gonzalez, UCLA vs. ORE, 2011 (1 attempt)

Most Field Goals Made 50 Yards Or More

1 Matt Gay, UTAH vs. WASH, 2018 (1 attempt)
 1 Jadon Redding, UTAH vs ORE, 2021 (1 attempt)

Longest Field Goal Made

53 Matt Gay, UTAH vs. WASH, 2018

Longest Run With Blocked Kick

-

PUNTING

Most Punts

9 Drew Riggleman, ARIZ vs. ORE, 2014

Highest Average Per Punt

Game (min 2 att.): 53.5 Michael Williams, UTAH vs. ORE, 2021 (2 for 107)
 Game (min 4 att.): 50.2 Blake Maimone, ORE vs. UTAH, 2019 (6 for 301)

Most Yards On Punts

408 Drew Riggleman, ARIZ vs. ORE, 2014 (9 punts)

Longest Punt

62 Tristan Vizcaino, WASH vs. COLO, 2016

Most Punts Had Blocked

1 UTAH vs. ORE, 2019

Longest Run With Blocked Punt

14 Kayvon Thibodeaux, ORE vs. UTAH, 2019

INTERCEPTIONS

Most Passes Intercepted

2 Jamal Hill, ORE vs. USC, 2020
 2 Byron Murphy, WASH vs. UTAH, 2018
 2 Taylor Rapp, WASH vs. COLO, 2016

Most Yards On Interception Returns

80 Ed Reynolds, STAN vs. UCLA, 2012 (1 interception)
 66 Byron Murphy, WASH vs. UTAH, 2018 (2 interceptions)

Most Touchdowns Scored On Interception Returns

1 Devin Lloyd, UTAH vs. ORE, 2021 (34 yards)
 1 Patrick Larimore, UCLA vs. ORE, 2011 (35 yards)
 1 Taylor Rapp, WASH vs. COLO, 2016 (35 yards)

Longest Interception Return

80 Ed Reynolds, STAN vs. UCLA, 2012

DEFENSE

Most Tackles

19 Kenneth Olugbode, COLO vs. WASH, 2016
 15 Jared Tevis, ARIZ vs. ORE, 2014

Most Tackles For Loss

4.0 Chris Young, ASU vs. STAN, 2013

Most Quarterback Sacks

2.5 Kayvon Thibodeaux, ORE vs. UTAH, 2019
 2.0 Talanoa Hufanga, USC vs. ORE, 2020
 2.0 Chase Thomas, STAN vs. UCLA, 2012
 2.0 Michael Clay, ORE vs. UCLA, 2011



TOTAL OFFENSE

Most Yards Gained
627 ORE vs. ARIZ, 2014
Most Yards Gained, Both Teams
908 ORE (571) & UCLA (337), 2011 (157 plays)
Most Yards Gained by a Losing Team
358 USC vs. ORE, 2020 (lost 31-24)
Most Plays in a Game
94 ORE vs. ARIZ, 2014

PASSING

Most Passes Attempted
52 USC vs. ORE, 2020 (completed 28)
Most Passes Completed
28 USC vs. ORE, 2020 (attempted 52)
Highest Percentage of Passes Completed
Minimum 10 completions:
76.9 STAN vs. USC, 2015 (10 of 13)
Minimum 25 completions:
67.5 ORE vs. ARIZ, 2014 (27 of 40)
Minimum 30 completions:
Minimum 40 completions:

Highest Percentage of Passes Completed, Both Teams
Minimum 40 completions:

Most Passes Had Intercepted
3 USC vs. ORE, 2020
3 UTAH vs. WASH, 2018
3 WASH vs. COLO, 2016

Most Yards Gained
326 ORE vs. ARIZ, 2014 (27 of 40)

Most Yards Gained, Both Teams
517 USC (325) & STAN (192), 2017 (Combined: 46 attempts)

Most Yards Gained Per Attempt (Min. 30 atts.)
8.1 ORE vs. ARIZ, 2014

Most Touchdown Passes
4 ORE vs. USC, 2020 (2 QB's)

RUSHING

Most Yards Gained
352 ORE vs. UCLA, 2011

Highest Average Gain Per Rush (Min. 30 Rushes)
7.5 UCLA vs. STAN, 2012 (38 for 284)

Most Touchdowns Rushing
4 ORE vs. ARIZ, 2014
4 STAN vs. ASU, 2013
4 ORE vs. UCLA, 2011

PUNT RETURNS

Most Punt Returns
5 ORE vs. ARIZ, 2014

Most Yards on Punt Returns
65 ORE vs. ARIZ, 2014

Most Touchdowns Scored on Punt Returns
0

KICKOFF RETURNS

Most Kickoff Returns
8 ARIZ vs. ORE, 2014 (211 yards)

Most Yards on Kickoff Returns
211 ARIZ vs. ORE, 2014 (8 returns)

Highest Average Gain Per Return (Min. 4 returns)
35.8 COL vs. WASH, 2016 (4 for 143)

Most Touchdowns Scored on Kick Returns
0

SCORING

Most Points Scored, Regulation
53 ORE vs. UCLA (31), 2011

Most Points Scored, Overtime

Most Points Scored by a Losing Team, Regulation
31 UCLA vs. ORE (49), 2011

Most Points Scored by a Losing Team, Overtime

Most Points Scored, Both Teams, Regulation
80 ORE (49) vs. UCLA (31), 2011

Most Points Scored, Both Teams, Overtime

Most Touchdowns Scored
7 ORE vs. UCLA, 2011

Most Touchdowns Scored by the Defense
1 UTAH vs. ORE (1 INT), 2021
1 WASH vs. COLO (1 INT), 2016
1 STAN vs. USC, 2015 (1 fumble ret)
1 UCLA vs. ORE, 2011 (1 INT)

Most Extra Points Made by Kicking
7 ORE vs. UCLA, 2011

Most Field Goals Scored
3 ORE vs. UTAH, 2019
3 ORE vs. ARIZ, 2014

Most Field Goals Scored, Both Teams
3 ORE (3) vs. UTAH (0), 2019
3 WASH 92) vs. COLO (1), 2016
3 STAN (2) vs. USC (1), 2015
3 ORE (3) vs. ARIZ, (0) 2014
3 STAN (2) vs. UCLA (1), 2012

PUNTING

Most Yards on Punts
445 ARIZ vs. ORE, 2014

Highest Average Per Punt (Min. 4 Punts)
50.2 ORE vs. UTAH, 2019 (6 for 301)
48.2 UCLA vs. ORE, 2011 (4 for 193)

Most Punts Had Blocked
1 UTAH vs. ORE, 2019

FIRST DOWNS

Most First Downs
31 ORE vs. ARIZ, 2014

Most First Downs by Rushing
17 WASH vs. COLO, 2016

Most First Downs by Passing
17 USC vs. ORE, 2020

Most First Downs by Penalty, Game
4 USC vs. ORE, 2020

FUMBLES

Most Fumbles
4 STAN vs. USC, 2017
4 UCLA vs. ORE, 2011

Most Fumbles Lost
3 UCLA vs. ORE, 2011

PENALTIES

Most Penalties Against, Game
13 ORE vs. ARIZ, 2014 (84 yards)

Most Yards Penalized, Game
120 ORE vs. UCLA, 2011 (10 penalties)

Fewest Penalties Against
2 UTAH vs. WASH, 2018 (10 yards)

Fewest Yards Penalized (since 2011)
10 UTAH vs. WASH (2 penalties)

TURNOVERS

Most Total Plays Without a Turnover, Game
78 WASH vs. COLO, 2016

Most Total Plays Without a Turnover, Both Teams, Game
-

TOTAL DEFENSE

Fewest Yards Allowed
188 WASH vs. UTAH, 2018

RUSHING DEFENSE

Fewest Rushing Yards Allowed
51 WASH vs. UTAH, 2018

PASS DEFENSE

Fewest Passing Yards Allowed
81 WASH vs. COLO, 2016

Most Passes Intercepted By
3 ORE vs. USC, 2020
3 WASH vs. UTAH, 2018
3 WASH vs. COLO, 2016

At the end of the 1901 season, Michigan was prevailed upon to play Stanford in an “East-West” game at Pasadena’s Tournament Park. The contest took place on January 1, 1902, with Michigan winning by a score of 49-0. Following this, the game was discontinued until the first day of 1916 when Washington State defeated Brown University, 14-0.

The contest continued to be known as the “East-West” game until the 1923 game was played at the newly-constructed Rose Bowl, and the University of Southern California defeated Penn State, 14-3.

The original Tournament Park (in 1902) held about 10,000 fans, although only 8,500 attended the Stanford-Michigan contest. Prior to the 1917 game the seating capacity was increased to 30,000.

The new Rose Bowl originally was a horseshoe affair running north and south with the opening at the south end. It seated 57,000. The capacity was then progressively increased in 1929 to 76,000; in 1932 to 83,677; and in 1938 to 90,000. Another increase in capacity took place during the year 1949, the funds being raised by public subscription. The 1950 Rose Bowl game set a record of 100,983 fans.

The present Rose Bowl was actually dedicated on October 28, 1922, with a football game between the University of California and the University of Southern California before a crowd of 35,000. California won the game 12-0.

Prior to 1935 the Western team in the game was invited by the Tournament of Roses Association.

The Tournament also selected the Eastern team until 1923. From 1923 through 1946 the Western team selected its Eastern opponent. From 1946 until 1959 the old Pacific Coast Conference and the Big Ten selected representatives.

Under a new agreement, starting with the 1960 game, the Athletic Association of Western Universities (precursor to the Pac-8, Pac-10 and Pac-12) selected a representative from among its Conference members. The Conference also selected its opponent for the 1961 and 1962 games. Following 1962, a new contract was signed with the Big Ten for it to provide the AAWU’s opponent.

The 2011 Game marked the 65th anniversary of the Pac-12-Big Ten partnership in the Rose Bowl. Since the series began in 1947, the Pac-12 leads the Big Ten 35-31 in the series. A new era began in 1999 when the Rose Bowl became part of the Bowl Championship Series rotation, and has hosted the College Football Playoff semifinal in 2014 and 2017. The Rose Bowl has hosted the National Championship Game three times - most recently in 2009 when Alabama defeated Texas, 37-21. In the 2006 title tilt in Pasadena, Texas defeated USC, 41-38, and in 2002, Miami defeated Nebraska, 37-14.

ROSE BOWL FIRSTS

- First intersectional post-season football game (1902)
- First coast-to-coast radio broadcast of a sporting event (1927)
- First bowl game to sign agreement with a major conference (1946)
- First bowl game to have attendance of 100,000 (1950)
- First nationally televised bowl game (1952)
- First collegiate game to be televised by satellite to Europe (1968)
- First collegiate game to be televised by satellite to Japan (1978)

ROSE BOWL COACHING RECORDS

MOST COACHING APPEARANCES

- 10 Glenn “Bo” Schembechler – Michigan, 1970, 72, 77, 78, 79, 81, 83, 87, 89, 90 (2-8)
- 8 Woody Hayes – Ohio State, 1955, 58, 69, 71, 73, 74, 75, 76 (4-4)
- 8 John McKay – USC, 1963, 67, 68, 69, 70, 73, 74, 75 (5-3)
- 6 Don James – Washington, 1978, 81, 82, 91, 92, 93 (4-2)
- 5 Pete Carroll – USC, 2004, 06, 07, 08, 09 (4-1)
- 5 Howard Jones – USC, 1930, 32, 33, 39, 40 (5-0)
- 5 Wallace Wade – Alabama, 1926, 27, 31; Duke, 1939, 42 (2-2-1)
- 4 Jeff Cravath – USC, 1944, 45, 46, 48 (2-2)
- 4 Terry Donahue – UCLA, 1983, 84, 86, 93 (3-1)
- 4 John Robinson – USC, 1977, 79, 80, 96 (4-0)
- 4 Lloyd Carr – Michigan, 1998, 2004, 05, 07 (1-3)
- 4 Jock Sutherland – Pittsburgh, 1928, 30, 33, 37 (1-3)

MOST ROSE BOWL COACHING VICTORIES

- 5 Howard Jones – USC, 1930, 32, 33, 39, 40 (5-0)
- 5 John McKay – USC, 1963, 68, 70, 73, 75 (5-3)
- 4 Pete Carroll - USC, 2004, 07, 08, 09 (4-1)
- 4 Woody Hayes – Ohio State, 1955, 58, 69, 74 (4-4)
- 4 Don James – Washington, 1978, 82, 91, 92 (4-2)
- 4 John Robinson – USC, 1977, 79, 80, 96 (4-0)
- 3 Terry Donahue – UCLA, 1983, 84, 86 (3-1)
- 3 Barry Alvarez – Wisconsin, 1994, 99, 2000 (3-0)





| Year | Teams (Pre-Bowl Record) | Coach | Score | Attend. |
|------|----------------------------|---------------------|-------|---------|
| 1902 | Michigan (10-0) | Fielding Yost | 49 | 8,500 |
| | Stanford (3-1-2) | James F. Lanagan | 0 | |
| 1916 | Washington State (6-0) | William H. Dietz | 14 | 7,000 |
| | Brown (5-3-1) | E. N. Robinson | 0 | |
| 1917 | Oregon (6-0-1) | Hugo Bezdek | 14 | 25,000 |
| | Pennsylvania (7-2-1) | Bob Folwell | 0 | |
| 1918 | Mare Island Marines (5-0) | Hugo Bezdek | 19 | 25,000 |
| | Camp Lewis (5-1-1) | W. L. (Fox) Stanton | 7 | |
| 1919 | Great Lakes Navy (6-2) | Lt. C. J. McReavy | 17 | 27,000 |
| | Mare Island Marines (10-0) | William H. Dietz | 0 | |
| 1920 | Harvard (7-0-1) | Bob Fisher | 7 | 30,000 |
| | Oregon (5-1) | Charles Hunington | 6 | |
| 1921 | California (8-0) | Andy Smith | 28 | 42,000 |
| | Ohio State (7-0) | J. W. (Doc) Wilce | 0 | |
| 1922 | California (9-0) | Andy Smith | 0 | 49,000 |
| | Wash. & Jefferson (10-0) | Greasy Neale | 0 | |
| 1923 | USC (9-1) | Elmer Henderson | 14 | 52,000 |
| | Penn State (6-3-1) | Hugo Bezdek | 3 | |
| 1924 | Washington (10-1) | Enoch Bagshaw | 14 | 40,000 |
| | Navy (5-1-2) | Bob Folwell | 14 | |
| 1925 | Notre Dame (9-0) | Knute Rockne | 27 | 53,000 |
| | Stanford (7-0-1) | Pop Warner | 10 | |
| 1926 | Alabama (9-0) | Wallace Wade | 20 | 45,000 |
| | Washington (10-0-1) | Enoch Bagshaw | 19 | |
| 1927 | Stanford (10-0) | Pop Warner | 7 | 57,417 |
| | Alabama (9-0) | Wallace Wade | 7 | |
| 1928 | Stanford (7-2-1) | Pop Warner | 7 | 65,000 |
| | Pittsburgh (8-0-1) | Jock Sutherland | 6 | |
| 1929 | Georgia Tech (9-0) | William Alexander | 8 | 71,000 |
| | California (7-1-1) | Nibs Price | 7 | |
| 1930 | USC (9-2) | Howard Jones | 47 | 72,000 |
| | Pittsburgh (9-0) | Jock Sutherland | 14 | |
| 1931 | Alabama (9-0) | Wallace Wade | 24 | 65,000 |
| | Washington State (9-0) | Babe Hollingbery | 0 | |
| 1932 | USC (9-1) | Howard Jones | 21 | 75,562 |
| | Tulane (11-0) | Bernie Bierman | 12 | |
| 1933 | USC (9-0) | Howard Jones | 35 | 74,874 |
| | Pittsburgh (8-0-2) | Jock Sutherland | 0 | |
| 1934 | Columbia (7-1) | Lou Little | 7 | 35,000 |
| | Stanford (8-1-1) | Claude Thornhill | 0 | |
| 1935 | Alabama (9-0) | Frank Thomas | 29 | 84,474 |
| | Stanford (9-0-1) | Claude Thornhill | 13 | |
| 1936 | Stanford (7-1) | Claude Thornhill | 7 | 84,784 |
| | Southern Methodist (12-0) | Matty Bell | 0 | |
| 1937 | Pittsburgh (7-1-1) | Jock Sutherland | 21 | 87,196 |
| | Washington (7-1-1) | Jimmy Phelan | 0 | |
| 1938 | California (9-0-1) | Leonard Allison | 13 | 89,650 |
| | Alabama (9-0) | Frank Thomas | 0 | |
| 1939 | USC (8-2) | Howard Jones | 7 | 89,542 |
| | Duke (9-0) | Wallace Wade | 3 | |
| 1940 | USC (7-0-2) | Howard Jones | 14 | 92,000 |
| | Tennessee (10-0) | Bob Neyland | 0 | |
| 1941 | Stanford (9-0) | Clark Shaughnessy | 21 | 91,000 |
| | Nebraska (8-1) | Biff Jones | 13 | |
| 1942 | Oregon State (7-2) | Lou Stiner | 20 | 56,000 |
| | @ Duke (9-0) | Wallace Wade | 16 | |

| Year | Teams (Pre-Bowl Record) | Coach | Score | Attend. |
|------|---|--------------------|-------|---------|
| 1943 | Georgia (10-1) | Wally Butts | 9 | 93,000 |
| | UCLA (7-3) | Babe Horell | 0 | |
| 1944 | USC (7-2) | Jeff Cravath | 29 | 68,000 |
| | Washington (4-0) | Ralph Welch | 0 | |
| 1945 | USC (7-0-2) | Jeff Cravath | 25 | 91,000 |
| | Tennessee (7-0-1) | Jim Barnhill | 0 | |
| 1946 | Alabama (9-0) | Frank Thomas | 34 | 98,000 |
| | USC (7-3) | Jeff Cravath | 14 | |
| 1947 | Illinois (7-2) | Ray Eliot | 45 | 89,083 |
| | UCLA (10-0) | Bert LaBrucherie | 14 | |
| | (Note: First year of Pac-10/Big Ten pact) | | | |
| 1948 | Michigan (9-0) | Fritz Crisler | 49 | 93,000 |
| | USC (7-1-1) | Jeff Cravath | 0 | |
| 1949 | Northwestern (7-2) | Bob Voigts | 20 | 93,000 |
| | California (10-0) | Pappy Waldorf | 14 | |
| 1950 | Ohio State (6-1-2) | Wes Fesler | 17 | 100,983 |
| | California (10-0) | Pappy Waldorf | 14 | |
| 1951 | Michigan (5-3-1) | Ben Oostenbaan | 14 | 98,939 |
| | California (9-0-1) | Pappy Waldorf | 6 | |
| 1952 | Illinois (8-0-1) | Ray Eliot | 40 | 96,825 |
| | Stanford (9-1) | Chuck Taylor | 7 | |
| 1953 | USC (9-1) | Jess Hill | 7 | 101,500 |
| | Wisconsin (6-2-1) | Ivan B. Williamson | 0 | |
| 1954 | Michigan State (8-1) | Biggie Munn | 28 | 100,000 |
| | UCLA (9-0) | Red Sanders | 20 | |
| 1955 | Ohio State (9-0) | Woody Hayes | 20 | 89,191 |
| | USC (8-3) | Jess Hill | 7 | |
| 1956 | Michigan State (8-1) | Duffy Daugherty | 17 | 100,809 |
| | UCLA (9-1) | Red Sanders | 14 | |
| 1957 | Iowa (8-1) | Forest Evashevski | 35 | 97,126 |
| | Oregon State (7-2-1) | Tommy Prothro | 19 | |
| 1958 | Ohio State (8-1) | Woody Hayes | 10 | 100,000 |
| | Oregon (7-3) | Len Casanova | 7 | |
| 1959 | Iowa (7-1-1) | Forest Evashevski | 38 | 98,297 |
| | California (7-3) | Pete Elliott | 12 | |
| 1960 | Washington (9-1) | Jim Owens | 44 | 100,809 |
| | Wisconsin (7-2) | Milt Bruhn | 8 | |
| 1961 | Washington (9-1) | Jim Owens | 17 | 97,314 |
| | Minnesota (8-1) | Murray Warmath | 7 | |
| 1962 | Minnesota (7-2) | Murray Warmath | 21 | 98,214 |
| | UCLA (7-3) | Bill Barnes | 3 | |
| 1963 | USC (10-0) | John McKay | 42 | 98,698 |
| | Wisconsin (8-1) | Milt Bruhn | 37 | |
| 1964 | Illinois (7-1-1) | Pete Elliott | 17 | 96,657 |
| | Washington (6-4) | Jim Owens | 7 | |
| 1965 | Michigan (8-1) | Bump Elliott | 34 | 100,423 |
| | Oregon State (8-2) | Tommy Prothro | 7 | |
| 1966 | UCLA (7-2-1) | Tommy Prothro | 14 | 100,500 |
| | Michigan State (10-0) | Duffy Daugherty | 12 | |
| 1967 | Purdue (8-2) | Jack Mollenkopf | 14 | 101,434 |
| | USC (7-3) | John McKay | 13 | |
| 1968 | USC (9-1) | John McKay | 14 | 102,746 |
| | Indiana (9-1) | John Pont | 3 | |
| 1969 | Ohio State (9-0) | Woody Hayes | 27 | 102,042 |
| | USC (9-0-1) | John McKay | 16 | |

ROSE BOWL RESULTS

| Year | Teams (Pre-Bowl Record) | Coach | Score | Attend. |
|------|-------------------------|------------------|-------|----------|
| 1970 | USC (9-0-1) | John McKay | 10 | 103,878 |
| | Michigan (8-2) | Bo Schembechler | 3 | |
| 1971 | Stanford (8-3) | John Ralston | 27 | 103,839 |
| | Ohio State (9-0) | Woody Hayes | 17 | |
| 1972 | Stanford (8-3) | John Ralston | 13 | 103,154 |
| | Michigan (11-0) | Bob Schembechler | 12 | |
| 1973 | USC (11-0) | John McKay | 42 | 106,869* |
| | Ohio State (9-1) | Woody Hayes | 17 | |
| 1974 | Ohio State (9-0-1) | Woody Hayes | 42 | 105,267 |
| | USC (9-1-1) | John McKay | 21 | |
| 1975 | USC (9-1-1) | John McKay | 18 | 106,721 |
| | Ohio State (10-1) | Woody Hayes | 17 | |
| 1976 | UCLA (8-2-1) | Dick Vermeil | 23 | 105,464 |
| | Ohio State (11-0) | Woody Hayes | 10 | |
| 1977 | USC (10-1) | John Robinson | 14 | 106,162 |
| | Michigan (10-1) | Bo Schembechler | 6 | |
| 1978 | Washington (8-3) | Don James | 27 | 105,312 |
| | Michigan (10-1) | Bo Schembechler | 20 | |
| 1979 | USC (10-0-1) | John Robinson | 17 | 105,629 |
| | Michigan (10-1) | Bo Schembechler | 10 | |
| 1980 | USC (10-0-1) | John Robinson | 17 | 105,526 |
| | Ohio State (11-0) | Earle Bruce | 16 | |
| 1981 | Michigan (9-2) | Bo Schembechler | 23 | 104,863 |
| | Washington (9-2) | Don James | 6 | |
| 1982 | Washington (9-2) | Don James | 28 | 105,611 |
| | Iowa (8-3) | Hayden Fry | 0 | |
| 1983 | UCLA (9-1-1) | Terry Donahue | 24 | 104,991 |
| | Michigan (8-3) | Bo Schembechler | 14 | |
| 1984 | UCLA (6-4-1) | Terry Donahue | 45 | 103,217 |
| | Illinois (10-1) | Mike White | 9 | |
| 1985 | USC (8-3) | Ted Tollner | 20 | 102,594 |
| | Ohio State (9-2) | Earle Bruce | 17 | |
| 1986 | UCLA (8-2-1) | Terry Donahue | 45 | 103,292 |
| | Iowa (10-1) | Hayden Fry | 28 | |
| 1987 | Arizona State (9-1-1) | John Cooper | 22 | 103,168 |
| | Michigan (11-1) | Bo Schembechler | 15 | |
| 1988 | Michigan State (8-2-1) | George Perles | 20 | 103,847 |
| | USC (8-3) | Larry Smith | 17 | |
| 1989 | Michigan (8-2-1) | Bo Schembechler | 22 | 101,688 |
| | USC (10-1) | Larry Smith | 14 | |
| 1990 | USC (8-2-1) | Larry Smith | 17 | 103,450 |
| | Michigan (10-1) | Bo Schembechler | 10 | |
| 1991 | Washington (9-2) | Don James | 46 | 101,273 |
| | Iowa (8-3) | Hayden Fry | 34 | |
| 1992 | Washington (11-0) | Don James | 34 | 103,566 |
| | Michigan (10-1) | Gary Moeller | 14 | |
| 1993 | Michigan (8-0-3) | Gary Moeller | 38 | 94,236 |
| | Washington (9-2) | Don James | 31 | |
| 1994 | Wisconsin (9-1-1) | Barry Alvarez | 21 | 101,237 |
| | UCLA (8-3) | Terry Donahue | 16 | |
| 1995 | Penn State (11-0) | Joe Paterno | 38 | 102,247 |
| | Oregon (9-3) | Rich Brooks | 20 | |
| 1996 | USC (8-2-1) | John Robinson | 41 | 100,102 |
| | Northwestern (10-1) | Gary Barnett | 32 | |
| 1997 | Ohio State (10-1) | John Cooper | 20 | 100,635 |
| | Arizona State (11-0) | Bruce Snyder | 17 | |

| Year | Teams (Pre-Bowl Record) | Coach | Score | Attend. |
|--------|-------------------------|-------------------|-------|---------|
| 1998 | Michigan (11-0) | Lloyd Carr | 21 | 101,219 |
| | Washington State (10-1) | Mike Price | 16 | |
| 1999 | Wisconsin (10-1) | Barry Alvarez | 38 | 93,872 |
| | UCLA (10-1) | Bob Toledo | 31 | |
| 2000 | Wisconsin (9-2) | Barry Alvarez | 17 | 93,731 |
| | Stanford (8-3) | Tyrone Willingham | 9 | |
| 2001 | Washington (11-1) | Rick Neuheisel | 34 | 94,392 |
| | Purdue (8-4) | Joe Tiller | 24 | |
| 2002 | Miami (12-0) | Larry Coker | 37 | 93,781 |
| | Nebraska (11-2) | Frank Solich | 14 | |
| 2003 | Oklahoma (11-2) | Bob Stoops | 34 | 86,848 |
| | Washington State (10-2) | Mike Price | 14 | |
| 2004 | USC (11-1) | Pete Carroll | 28 | 93,849 |
| | Michigan (10-2) | Lloyd Carr | 14 | |
| 2005 | Texas (10-1) | Mack Brown | 38 | 93,468 |
| | Michigan (9-2) | Lloyd Carr | 37 | |
| 2006 | Texas (12-0) | Mack Brown | 41 | 93,986 |
| | USC (12-0) | Pete Carroll | 38 | |
| 2007 | USC (10-2) | Pete Carroll | 32 | 93,852 |
| | Michigan (11-1) | Lloyd Carr | 18 | |
| 2008 | USC (10-2) | Pete Carroll | 49 | 93,923 |
| | Illinois (9-3) | Ron Zook | 17 | |
| 2009 | USC (12-1) | Pete Carroll | 38 | 93,923 |
| | Penn State (11-2) | Joe Paterno | 24 | |
| 2010 | Ohio State (10-2) | Jim Tressel | 26 | 93,963 |
| | Oregon (10-2) | Chip Kelly | 17 | |
| 2011 | TCU (12-0) | Gary Patterson | 21 | 94,118 |
| | Wisconsin (11-1) | Brett Bielema | 19 | |
| 2012 | Oregon (11-2) | Chip Kelly | 45 | 91,245 |
| | Wisconsin (11-2) | Brett Bielema | 38 | |
| 2013 | Stanford (11-2) | David Shaw | 20 | 93,359 |
| | Wisconsin (8-5) | Barry Alvarez^ | 14 | |
| 2014 | Michigan State (12-1) | Mark Dantonio | 24 | 95,173 |
| | Stanford (11-2) | David Shaw | 20 | |
| 2015^ | Oregon (12-1) | Mark Helfrich | 59 | 91,322 |
| | Florida State (13-0) | Jimbo Fisher | 20 | |
| 2016 | Stanford (11-2) | David Shaw | 45 | 91,322 |
| | Iowa (12-1) | Kirk Ferentz | 16 | |
| 2017 | USC (9-3) | Clay Helton | 52 | 95,128 |
| | Penn State (11-2) | James Franklin | 49 | |
| 2018^ | Georgia (12-1) | Kirby Smart | 54 | 92,844 |
| | Oklahoma (12-1) | Lincoln Riley | 48 | (2 OT) |
| 2019 | Ohio State (12-1) | Urban Meyer | 28 | 91,853 |
| | Washington (10-3) | Chris Petersen | 23 | |
| 2020 | Oregon (11-2) | Mario Cristobal | 28 | 90,462 |
| | Wisconsin (10-3) | Paul Chryst | 27 | |
| 2021^% | Notre Dame (10-1) | Brian Kelly | 14 | 18,373 |
| | Alabama (11-0) | Nick Saban | 31 | |
| 2022 | Utah (10-3) | Kyle Whittingham | 45 | 87,842 |
| | Ohio State (10-2) | Ryan Day | 48 | |

@ game played at Durham, N.C.; * largest crowd in bowl game history;
 ^ CFP semifinal; % game played in Arlington, Tex due to COVID-19 pandemic



ROSE BOWL PLAYER OF THE GAME

| | | | | | |
|------|--------------------------------|------|-----------------------------------|------|-------------------------------------|
| 1902 | Neil Snow, Michigan | 1959 | Bob Jeter, Iowa | 2001 | Marques Tuiasosopo, Washington |
| 1916 | Carl Dietz, Washington State | 1960 | Bob Schloretd, Washington | 2002 | Ken Dorsey, Miami |
| 1917 | John Beckett, Oregon | | George Fleming, Washington | | Andre Johnson, Miami |
| 1918 | Hollis Huntington, Michigan | 1961 | Bob Schloretd, Washington | 2003 | Nate Hybl, Oklahoma |
| 1919 | George Halas, G.L. Navy | 1962 | Sandy Stephens, Minnesota | 2004 | Matt Leinart, USC |
| 1920 | Edward Casey, Harvard | 1963 | Pete Beathard, USC | 2005 | OFF: Vince Young, Texas |
| 1921 | Harold Muller, California | | Ron VanderKelen, Wisconsin | | DEF: LaMarr Woodley, Michigan |
| 1922 | Russ Stein, Wash. & Jeff. | 1964 | Jim Grabowski, Illinois | 2006 | OFF: Vince Young, Texas |
| 1923 | Leo Calland, USC | 1965 | Mel Anthony, Michigan | | DEF: Michael Huff, Texas |
| 1924 | Ira McKee, Navy | 1966 | Bob Stiles, UCLA | 2007 | OFF: Dwayne Jarrett, USC |
| 1925 | Elmer Layden, Notre Dame | 1967 | John Charles, Purdue | | DEF: Brian Cushing, USC |
| | Ernie Nevers, Stanford | 1968 | O.J. Simpson, USC | 2008 | OFF: John David Booty, USC |
| 1926 | John Mack Brown, Alabama | 1969 | Rex Kern, Ohio State | | DEF: Rey Mauuluga, USC |
| | George Wilson, Washington | 1970 | Bobby Chandler, USC | 2009 | OFF: Mark Sanchez, USC |
| 1927 | Fred Pickhard, Alabama | 1971 | Jim Plunkett, Stanford | | DEF: Kaluka Maiava, USC |
| 1928 | Cliff Hoffman, Stanford | 1972 | Don Bunce, Stanford | 2010 | OFF: Terrelle Pryor, Ohio State |
| 1929 | Ben Lom, California | 1973 | Sam Cunningham, USC | | DEF: Kenny Rowe, Oregon |
| 1930 | Russ Saunders, USC | 1974 | Cornelius Greene, Ohio State | 2011 | OFF: Andy Dalton, TCU |
| 1931 | John Campbell, Alabama | 1975 | Pat Haden, USC | | DEF: Tank Carder, TCU |
| 1932 | Erny Pinckert, USC | | John McKay, USC | 2012 | OFF: Lavasier Tuinei, Oregon |
| 1933 | Homer Griffith, USC | 1976 | John Sciarra, UCLA | | DEF: Kiko Alonso, Oregon |
| 1934 | Cliff Montgomery, Columbia | 1977 | Vince Evans, USC | 2013 | OFF: Stepfan Taylor, Stanford |
| 1935 | Dixie Howell, Alabama | 1978 | Warren Moon, Washington | | DEF: Usua Amanam, Stanford |
| 1936 | Jim Moscrip, Stanford | 1979 | Charles White, USC | 2014 | OFF: Connor Cook, Michigan State |
| | Keith Topping, Stanford | | Rick Leach, Michigan | | DEF: Kyle Elsworth, Michigan State |
| 1937 | William Daddio, Pittsburgh | 1980 | Charles White, USC | 2015 | OFF: Marcus Mariota, Oregon |
| 1938 | Vic Bottari, California | 1981 | Butch Woolfolk, Michigan | | DEF: Tony Washington, Oregon |
| 1939 | Al Krueger, USC | 1982 | Jacque Robinson, Washington | 2016 | OFF: Christian McCaffrey, Stanford |
| | Doyle Nave, USC | 1983 | Don Rogers, UCLA | | DEF: Aziz Shittu, Stanford |
| 1940 | Ambrose Schindler, USC | | Tom Ramsey, UCLA | 2017 | OFF: Sam Darnold, USC |
| 1941 | Pete Kmetovic, Stanford | 1984 | Rick Neuheisel, UCLA | | DEF: Stevie Tu'ikolovatu, USC |
| 1942 | Don Durdan, Oregon State | 1985 | Jack Del Rio, USC | 2018 | OFF: Sony Michel, Georgia |
| 1943 | Charles Trippi, Georgia | | Tim Green, USC | | DEF: Roquan Smith, Georgia |
| 1944 | Norman Verry, USC | 1986 | Eric Ball, UCLA | 2019 | OFF: Dwayne Haskins, Ohio State |
| 1945 | James Hardy, USC | 1987 | Jeff Van Raaphorst, Arizona State | | DEF: Brendon White, Ohio State |
| 1946 | Harry Gilmer, Alabama | 1988 | Percy Snow, Michigan State | 2020 | OFF: Justin Herbert, Oregon |
| 1947 | Claude Young, Illinois | 1989 | Leroy Hoard, Michigan | | DEF: Brady Breeze, Oregon |
| | Julius Rykovich, Illinois | 1990 | Ricky Ervins, USC | 2021 | OFF: DeVonta Smith, Alabama |
| 1948 | Robert Chappius, Michigan | 1991 | Mark Brunell, Washington | | DEF: Patrick Surtain II, Alabama |
| 1949 | Frank Aschenbrenner, | 1992 | Steve Emtman, Washington | 2022 | OFF: Jaxon Smith-Njigba, Ohio State |
| | Northwestern | | Billy Joe Hobert, Washington | | DEF: Tommy Eichenberg, Ohio State |
| 1950 | Fred Morrison, Ohio State | 1993 | Tyrone Wheatley, Michigan | | |
| 1951 | Don Dufek, Michigan | 1994 | Brent Moss, Wisconsin | | |
| 1952 | William Tate, Illinois | 1995 | Danny O'Neil, Oregon | | |
| 1953 | Rudy Bukich, USC | | Ki-Jana Carter, Penn State | | |
| 1954 | Billy Wells, Michigan State | 1996 | Keyshawn Johnson, USC | | |
| 1955 | Dave Legget, Ohio State | 1997 | Joe Germaine, Ohio State | | |
| 1956 | Walt Kowalczyk, Michigan State | 1998 | Brian Griese, Michigan | | |
| 1957 | Ken Ploen, Iowa | 1999 | Ron Dayne, Wisconsin | | |
| 1958 | Jack Crabtree, Oregon | 2000 | Ron Dayne, Wisconsin | | |

ROSE BOWL HALL OF FAME

1989

Howard Jones, USC
Woody Hayes, Ohio State
Jim Plunkett, Stanford
Bump Elliott, Michigan

1990

Neil Snow, Michigan
Wallace Wade, Alabama & Duke
Robert Reynolds, Stanford
Archie Griffin, Ohio State
Charles White, USC

1991

Rex Kern, Ohio State
John McKay, USC
Ernie Nevers, Stanford
Roy Reigels, California
Bob Schloredt, Washington
John Scarria, UCLA
Russell Stein, Washington & Jefferson
Charley Trippi, Georgia
Ron Vander Kelen, Wisconsin
George Wilson, Washington

1992

Frankie Albert, Stanford
Bob Chappuis, Michigan
Sam Cunningham, USC
Bob Griese, Purdue
Jim Owens, Washington
Bill Daddio, Pittsburgh
Hollis Huntington, Oregon/Mare Island Marines
Shy Huntington, Oregon
Elmer Layden, Notre Dame

1993

Frank Aschenbrenner, Northwestern
Dixie Howell, Alabama
Don Hutson, Alabama
Curley Morrison, Ohio State
Brick Muller, California
Julius Rykovich, Illinois
Bo Schembechler, Michigan
O.J. Simpson, USC
Bob Stiles, UCLA
Buddy Young, Illinois

1994

Vic Bottari, California
Jim Hardy, USC
Don James, Washington
Bob Jeter, Iowa
Lathrop "Lay" Leishman, Tournament of Roses
Pat Richter, Wisconsin
Russell Saunders, USC

1995

Gary Beban, UCLA
Dick Butkus, Illinois
Harry Gilmer, Alabama
Pat Haden, USC
Al Krueger, USC
Doyle Nave, USC
Ted Shipkey, Stanford

1996

Eric Ball, UCLA
Pete Beathard, USC
John Ferraro, USC
Stan Hahn, Tourn. of Roses
John Ralston, Stanford
Bill Tate, Illinois

1997

Terry Donahue, UCLA
Jim Grabowski, Illinois
Erin Pinckert, USC
Ken Ploen, Iowa
Sandy Stephens, Minnesota
Warren Moon, Washington

1998

Jack Crabtree, Oregon
Don Durdan, Oregon State
John (J.K.) McKay, USC
Rick Neuheisel, UCLA
Butch Woolfolk, Michigan
Bill Nicholas, Tourn. of Roses

1999

Al Hoisch, UCLA
Keith Jackson, ABC TV
Dave Kaiser, Michigan State

2000

Johnny Mack Brown, Alabama
Marv Goux, USC

2001

BCS National Championship Game: No inductees

2002

Mel Anthony, Michigan
Ambrose Schindler, USC

2003

Harriman Cronk, Tourn. of Roses
Danny O'Neill, Oregon
John Robinson, USC

2004

Alan Ameche, Wisconsin
Rudy Bukich, USC
Wayne Duke, Former Big Ten Commissioner
Jim Stivers, Tourn. of Roses

2005

Richard N. Frank, Lawry's Restaurants (Beef Bowl)
Curt Gowdy, Sports Broadcaster

2006

Steve Emtman, Washington
Rube Samuelson, Journalist
Jeff van Raaphorst, Arizona State

2007

Pete Johnson, Ohio State
Tom Ramsey, UCLA
Dennis Swanson, T.V. Executive

2008

Keyshawn Johnson, USC
Virg Lubberden, Rose Bowl Game
Chuck Ortmann, Michigan

2009

Barry Alvarez, Wisconsin
Tom Hansen, Pac-10
John Hicks, Ohio State

2010

Brad Budde, USC
Hayden Fry, Iowa
Leroy Keyes, Purdue

2011

Ron Dayne, Wisconsin
Dick Enberg, NBC
George Fleming, Washington

2012

John Cooper, Arizona State/Ohio State
Brian Griese, Michigan
Ron Yary, USC

2013

Lloyd Carr, Michigan
Orlando Pace, Ohio State
Lynn Swann, USC

2014

Ki-Jana Carter, Penn State
Knute Rockne, Notre Dame
Dick Vermeil, UCLA

2015

Mark Brunell, Washington
Jim Muldoon, Pac-10 (RB Media Director)
Fritz Pollard, Brown
Tyrone Wheatley, Michigan

2016

Bobby Bell, Minnesota
Ricky Ervins, USC
Tommy Prothro, Duke/Oregon State/UCLA
Art Spander, Journalist

2017

Mack Brown, Texas
Cade McNown, UCLA
Charles Woodson, Michigan
Dr. Charles West, Washington & Jefferson

2018

George Halas, Illinois
Randall McDaniel, Arizona State
Pop Warner, Stanford
Vince Young, USC

2019

Ed Casey, Harvard
Cornelius Greene, Ohio State
Matt Leinart, USC
Jacque Robinson, Washington

2020

None selected due to COVID-19 pandemic

2021

Anthony Davis, USC
Jim Delany, Big Ten Commissioner
Ron Simpkins, Michigan



The Pac-12 Conference first allowed its members to compete in postseason bowl games other than the Rose Bowl in 1975. In the 43 years since then, Pac-12 teams have compiled a record of 115-100-2 (.535) in postseason competition. Pac-12 teams went undefeated in Bowl games following the 2008 regular season, going 5-0. Following the 2013 regular season, the Pac-12 posted a record six bowl wins. The league matched its record six bowl wins again in 2014 and 2015 (record 10 teams participated).

| | |
|---------------------|-------------------------------|
| 1975 (2-0) | |
| Rose | UCLA 23, Ohio State 10 |
| Liberty | USC 20, Texas A&M 0 |
| 1976 (1-1) | |
| Rose | USC 14, Michigan 6 |
| Liberty | Alabama 26, UCLA 6 |
| 1977 (3-0) | |
| Rose | Washington 27, Michigan 20 |
| Sun | Stanford 24, LSU 14 |
| Bluebonnet | USC 47, Texas A&M 28 |
| 1978 (3-0-1) | |
| Rose | USC 17, Michigan 10 |
| Fiesta | UCLA 10, Arkansas 10 |
| Garden State | Arizona State 34, Rutgers 18 |
| Bluebonnet | Stanford 25, Georgia 22 |
| 1979 (2-2) | |
| Rose | USC 17, Ohio State 16 |
| Fiesta | Pittsburgh 16, Arizona 10 |
| Garden State | Temple 28, California 17 |
| Sun | Washington 14, Texas 7 |
| 1980 (0-1) | |
| Rose | Michigan 23, Washington 6 |
| 1981 (1-3) | |
| Rose | Washington 28, Iowa 0 |
| Fiesta | Penn State 26, USC 10 |
| Holiday | BYU 38, Washington State 36 |
| Bluebonnet | Michigan 33, UCLA 14 |
| 1982 (3-0) | |
| Rose | UCLA 24, Michigan 14 |
| Fiesta | Arizona State 32, Oklahoma 21 |
| Aloha | Washington 21, Maryland 20 |
| 1983 (1-1) | |
| Rose | UCLA 45, Illinois 9 |
| Aloha | Penn State 13, Washington 10 |
| 1984 (3-0) | |
| Rose | USC 20, Ohio State 17 |
| Orange | Washington 28, Oklahoma 17 |
| Fiesta | UCLA 39, Miami (Fla.) 37 |
| 1985 (2-2-1) | |
| Rose | UCLA 45, Iowa 28 |
| Freedom | Washington 20, Colorado 17 |
| Sun | Arizona 13, Georgia 13 |
| Holiday | Arkansas 18, Arizona State 17 |
| Aloha | Alabama 24, USC 3 |
| 1986 (3-3) | |
| Rose | Arizona State 22, Michigan 15 |
| Freedom | UCLA 31, BYU 10 |
| Aloha | Arizona 30, North Carolina 21 |
| Florida Citrus | Auburn 16, USC 7 |
| Gator | Clemson 27, Stanford 21 |
| Sun | Alabama 28, Washington 6 |

| | |
|-------------------|---------------------------------|
| 1987 (3-1) | |
| Rose | Michigan State 20, USC 17 |
| Aloha | UCLA 20, Florida 16 |
| Freedom | Arizona State 33, Air Force 28 |
| Independence | Washington 24, Tulane 12 |
| 1988 (2-1) | |
| Rose | Michigan 22, USC 14 |
| Cotton | UCLA 17, Arkansas 3 |
| Aloha | Washington State 24, Houston 22 |
| 1989 (4-0) | |
| Rose | USC 17, Michigan 10 |
| Freedom | Washington 34, Florida 7 |
| Copper | Arizona 17, N.C. State 10 |
| Independence | Oregon 27, Tulsa 24 |
| 1990 (2-3) | |
| Rose | Washington 46, Iowa 34 |
| Copper | California 17, Wyoming 15 |
| Sun | Michigan State 17, USC 16 |
| Freedom | Colorado State 32, Oregon 31 |
| Aloha | Syracuse 28, Arizona 0 |
| 1991 (3-1) | |
| Rose | Washington 34, Michigan 14 |
| Florida Citrus | California 37, Clemson 13 |
| Sun | UCLA 6, Illinois 3 |
| Aloha | Georgia Tech 18, Stanford 17 |
| 1992 (2-4) | |
| Rose | Michigan 38, Washington 31 |
| Blockbuster | Stanford 24, Penn State 3 |
| Copper | Washington State 31, Utah 28 |
| Freedom | Fresno State 24, USC 7 |
| Sun | Baylor 20, Arizona 15 |
| Independence | Wake Forest 39, Oregon 35 |
| 1993 (3-1) | |
| Rose | Wisconsin 21, UCLA 16 |
| Fiesta | Arizona 29, Miami 0 |
| Freedom | USC 28, Utah 21 |
| Alamo | California 37, Iowa 3 |
| 1994 (2-2) | |
| Rose | Penn State 38, Oregon 20 |
| Cotton | USC 55, Texas Tech 14 |
| Alamo | Washington State 10, Baylor 3 |
| Freedom | Utah 16, Arizona 13 |
| 1995 (1-4) | |
| Rose | USC 41, Northwestern 32 |
| Cotton | Colorado 38, Oregon 6 |
| Aloha | Kansas 51, UCLA 30 |
| Liberty | East Carolina 19, Stanford 13 |
| Sun | Iowa 38, Washington 18 |
| 1996 (1-3) | |
| Rose | Ohio State 20, Arizona State 17 |
| Aloha | Navy 42, California 38 |
| Sun | Stanford 38, Michigan State 0 |
| Holiday | Colorado 33, Washington 21 |

| | |
|---|-------------------------------------|
| 1997 (5-1) | |
| Rose | Michigan 21, Washington State 16 |
| Cotton | UCLA 29, Texas A&M 23 |
| Sun | Arizona State 17, Iowa 7 |
| Aloha | Washington 51, Mich. State 23 |
| Insight.com | Arizona 20, New Mexico 14 |
| Las Vegas | Oregon 41, Air Force 13 |
| 1998 (1-4) | |
| Rose | Wisconsin 38, UCLA 31 |
| Holiday | Arizona 23, Nebraska 20 |
| Sun | Texas Christian 28, USC 19 |
| Aloha | Colorado 51, Oregon 43 |
| O'ahu | Air Force 45, Washington 25 |
| 1999 (1-4) | |
| Rose | Wisconsin 17, Stanford 9 |
| Holiday | Kansas State 24, Washington 20 |
| Sun | Oregon 24, Minnesota 20 |
| Aloha | Wake Forest 23, Arizona State 3 |
| O'ahu | Hawai'i 23, Oregon State 17 |
| 2000 (3-2) | |
| Rose | Washington 34, Purdue 24 |
| Fiesta | Oregon State 41, Notre Dame 9 |
| Holiday | Oregon 35, Texas 30 |
| Sun | Wisconsin 21, UCLA 20 |
| Aloha | Boston College 31, Arizona State 17 |
| 2001 (2-3) | |
| Fiesta | Oregon 38, Colorado 16 |
| Holiday | Texas 47, Washington 43 |
| Sun | Washington State 33, Purdue 27 |
| Seattle | Georgia Tech 24, Stanford 14 |
| Las Vegas | Utah 10, USC 6 |
| 2002 (2-5) | |
| Rose | Oklahoma 34, Washington State 14 |
| Orange | USC 38, Iowa 17 |
| Holiday | Kansas State 34, Arizona State 27 |
| Sun | Purdue 34, Washington 24 |
| Insight | Pittsburgh 38, Oregon State 13 |
| Las Vegas | UCLA 27, New Mexico 13 |
| Seattle | Wake Forest 38, Oregon 17 |
| 2003 (4-2) | |
| Rose | USC 28, Michigan 14 |
| Holiday | Washington State 28, Texas 20 |
| Sun | Minnesota 31, Oregon 30 |
| Insight | California 52, Virginia Tech 49 |
| Las Vegas | Oregon State 55, New Mexico 14 |
| Silicon Valley | Fresno State 17, UCLA 9 |
| 2004 (3-2) | |
| Orange | USC 55, Oklahoma 19^ |
| Holiday | Texas Tech 45, California 31 |
| Sun | Arizona State 27, Purdue 23 |
| Insight | Oregon State 38, Notre Dame 21 |
| Las Vegas | Wyoming 24, UCLA 21 |
| ^ win later vacated due to NCAA penalty | |

ALL-TIME PAC-12 BOWL RESULTS

| | |
|--------------|-------------------------------------|
| | 2005 (3-2) |
| Rose | Texas 41, USC 38 |
| Holiday | Oklahoma 17, Oregon 14 |
| Sun | UCLA 50, Northwestern 38 |
| Las Vegas | California 35, BYU 28 |
| Insight | Arizona State 45, Rutgers 40 |
| | 2006 (3-3) |
| Rose | USC 32, Michigan 18 |
| Holiday | California 45, Texas A&M 10 |
| Sun | Oregon State 39, Missouri 38 |
| Emerald | Florida State 44, UCLA 27 |
| Las Vegas | BYU 38, Oregon 8 |
| Hawai'i | Hawai'i 41, Arizona State 24 |
| | 2007 (4-2) |
| Rose | USC 49, Illinois 17 |
| Holiday | Texas 52, Arizona State 35 |
| Sun | Oregon 56, South Florida 21 |
| Emerald | Oregon State 21, Maryland 14 |
| Las Vegas | BYU 17, UCLA 16 |
| Armed Forces | California 42, Air Force 36 |
| | 2008 (5-0) |
| Rose | USC 38, Penn State 24 |
| Holiday | Oregon 42, Oklahoma 31 |
| Sun | Oregon State 3, Pittsburgh 0 |
| Emerald | California 24, Miami (Fla.) 17 |
| Las Vegas | Arizona 31, BYU 21 |
| | 2009 (2-5) |
| Rose | Ohio State 26, Oregon 17 |
| Holiday | Nebraska 33, Arizona 0 |
| Sun | Oklahoma 31, Stanford 27 |
| Emerald | USC 24, Boston College 13 |
| Las Vegas | BYU 44, Oregon State 20 |
| Poinsettia | Utah 37, California 27 |
| EagleBank | UCLA 30, Temple 21 |
| | 2010 (2-2) |
| BCS | Auburn 22, Oregon 19 |
| Orange | Stanford 40, Virginia Tech 12 |
| Alamo | Oklahoma State 36, Arizona 10 |
| Holiday | Washington 19, Nebraska 7 |
| | 2011 (2-5) |
| Rose | Oregon 45, Wisconsin 38 |
| Fiesta | Oklahoma State 41, Stanford 38 (OT) |
| Alamo | Baylor 67, Washington 56 |
| Holiday | Texas 21, California 10 |
| Sun | Utah 30, Georgia Tech 27 (OT) |
| Las Vegas | Boise State 56, Arizona State 24 |
| Fight Hunger | Illinois 20, UCLA 14 |
| | 2012 (4-4) |
| Rose | Stanford 20, Wisconsin 14 |
| Fiesta | Oregon 35, Kansas State 17 |
| Alamo | Texas 31, Oregon State 27 |
| Holiday | Baylor 49, UCLA 26 |
| Sun | Georgia Tech 21, USC 7 |
| Las Vegas | Boise State 28, Washington 26 |
| Fight Hunger | Arizona State 62, Navy 28 |
| New Mexico | Arizona 49, Nevada 48 |

| | |
|-----------------|-------------------------------------|
| | 2013 (6-3) |
| Rose | Michigan State 24, Stanford 20 |
| Alamo | Oregon 30, Texas 7 |
| Holiday | Texas Tech 37, Arizona State 23 |
| Sun | UCLA 42, Virginia Tech 12 |
| Las Vegas | USC 45, Fresno State 20 |
| Fight Hunger | Washington 31, BYU 16 |
| New Mexico | Colo. State 48, Washington State 45 |
| Advocare V100 | Arizona 42, Boston College 19 |
| Hawai'i | Oregon State 38, Boise State 23 |
| | 2014 (6-3) |
| Rose | Oregon 59, Florida State 20 |
| Fiesta | Boise State 38, Arizona 30 |
| Alamo | UCLA 40, Kansas State 35 |
| Holiday | USC 45, Nebraska 42 |
| Sun | Arizona State 36, Duke 31 |
| Las Vegas | Utah 45, Colorado State 10 |
| Foster Farms | Stanford 45, Maryland 21 |
| Cactus | Oklahoma State 30, Washington 22 |
| CFP champ | Ohio State 42, Oregon 20 |
| | 2015 (6-4) |
| Rose | Stanford 45, Iowa 16 |
| Alamo | TCU 47, Oregon 41 (3 OT) |
| Holiday | Wisconsin 23, USC 21 |
| Sun | Washington State 20, Miami 14 |
| Las Vegas | Utah 35, BYU 28 |
| Foster Farms | Nebraska 37, UCLA 29 |
| Cactus | West Virginia 43, Arizona State 42 |
| New Mexico | Arizona 45, New Mexico 37 |
| Armed Forces | California 55, Air Force 36 |
| Heart of Dallas | Washington 44, Southern Miss 31 |
| | 2016 (3-3) |
| Rose | USC 52, Penn State 49 |
| Peach | Alabama 24, Washington 7 |
| Alamo | Oklahoma State 38, Colorado 8 |
| Holiday | Minnesota 17, Washington State 12 |
| Sun | Stanford 25, North Carolina 23 |
| Foster Farms | Utah 26, Indiana 24 |

| | |
|-----------------|-------------------------------------|
| | 2017 (1-8) |
| Cotton | Ohio State 24, USC 7 |
| Fiesta | Penn State 35, Washington 28 |
| Alamo | TCU 39, Stanford 37 |
| Holiday | Mich. State 42, Washington State 17 |
| Sun | N.C. State 52, Arizona State 31 |
| Las Vegas | Boise State 38, Oregon 28 |
| Foster Farms | Purdue 38, Arizona 35 |
| Cactus | Kansas State 35, UCLA 17 |
| Heart of Dallas | Utah 30, West Virginia 14 |
| | 2018 (3-4) |
| Rose | Ohio State 28, Washington 23 |
| Alamo | Washington State 28, Iowa State 26 |
| Holiday | Northwestern 31, Utah 20 |
| Sun | Stanford 14, Pittsburgh 13 |
| Las Vegas | Fresno State 31, Arizona State 20 |
| Redbox | Oregon 7, Michigan State 6 |
| Cheez-it | TCU 10, California 7 (OT) |
| | 2019 (4-3) |
| Rose | Oregon 28, Wisconsin 27 |
| Alamo | Texas 38, Utah 10 |
| Holiday | Iowa 49, USC 24 |
| Sun | Arizona State 20, Florida State 14 |
| Las Vegas | Washington 38, Boise State 7 |
| Redbox | California 35, Illinois 20 |
| Cheez-it | Air Force 31, Washington State 21 |
| | 2020 (0-2) |
| Fiesta | Iowa State 34, Oregon 17 |
| Alamo | Texas 55, Colorado 23 |
| | 2021 (0-5) |
| Rose | Ohio State 48, Utah 45 |
| Alamo | Oklahoma 47, Oregon 32 |
| Holiday | UCLA-NC State (No contest) |
| Las Vegas | Wisconsin 20, Arizona State 13 |
| Sun | C. Michigan 24, Washington St. 21 |
| LA | Utah State 24, Oregon State 13 |

PAC-12 SCHOOL BOWL RECORDS

(through 2021 season)

| School | W | L | T | Pct. | Last Season for Bowl Appearance |
|------------------|------------|------------|----------|-------------|--|
| Utah | 17 | 7 | 0 | .708 | 2021.... Rose, lost to Ohio State (48-45) |
| USC | 34^ | 20^ | 0 | .630 | 2019.... Holiday, lost to Iowa (49-24) |
| Oregon State | 9 | 7 | 0 | .563 | 2021.... LA, lost to Utah State (24-13) |
| Washington State | 9 | 8 | 0 | .529 | 2021.... Sun, lost to Central Michigan (24-21) |
| California | 12 | 11 | 1 | .521 | 2019.... Redbox, def. Illinois (35-20) |
| Stanford | 15 | 14 | 1 | .517 | 2018.... Sun, def. Pittsburgh (14-13) |
| Washington | 19 | 20 | 1 | .488 | 2019.... Las Vegas, def. Boise State (38-7) |
| Arizona State | 15 | 17 | 1 | .470 | 2021.... Las Vegas, lost to Wisconsin (20-13) |
| UCLA | 16 | 19 | 1 | .458 | 2021.... Holiday, No content vs. Wisconsin |
| Arizona | 9 | 11 | 1 | .452 | 2017.... Foster Farms, lost to Purdue (38-35) |
| Oregon | 15 | 20 | 0 | .429 | 2021.... Alamo, Lost to Oklahoma (47-32) |
| Colorado | 12 | 18 | 0 | .400 | 2020.... Alamo, lost to Texas (55-23) |
| Total | 182 | 172 | 6 | .514 | |

^ 2 games (1 win/1 loss) later vacated due to NCAA penalty.



TEAM-BY-TEAM PAC-12 BOWL RESULTS

ARIZONA (9-11-1)

| Date | Bowl | Opponent | Result |
|------------|---------------------|----------------|----------|
| 12/26/1921 | San Diego East-West | Centre | L, 0-38 |
| | Christmas Classic | | |
| 1/1/49 | Salad Bowl | Drake | L, 13-14 |
| 12/28/68 | Sun Bowl | Auburn | L, 10-34 |
| 12/25/79 | Fiesta Bowl | Pittsburgh | L, 10-16 |
| 12/28/85 | Sun Bowl | Georgia | T, 13-13 |
| 12/27/86 | Aloha Bowl | North Carolina | W, 30-21 |
| 12/31/89 | Copper Bowl | NC State | W, 17-10 |
| 12/25/90 | Aloha Bowl | Syracuse | L, 0-28 |
| 12/31/92 | Sun Bowl | Baylor | L, 15-20 |
| 1/1/94 | Fiesta Bowl | Miami (Fla.) | W, 29-0 |
| 12/27/94 | Freedom Bowl | Utah | L, 13-16 |
| 12/20/97 | Insight.com Bowl | New Mexico | W, 20-14 |
| 12/30/98 | Holiday Bowl | Nebraska | W, 23-20 |
| 12/20/2008 | Las Vegas Bowl | BYU | W, 31-21 |
| 12/22/09 | Holiday Bowl | Nebraska | L, 0-33 |
| 12/29/10 | Alamo Bowl | Oklahoma State | L, 10-36 |
| 12/15/12 | New Mexico Bowl | Nevada | W, 49-48 |
| 12/31/13 | Advocare V100 | Boston College | W, 42-19 |
| 12/31/14 | VIZIO Fiesta | Boise State | L, 30-38 |
| 12/19/15 | New Mexico Bowl | New Mexico | W, 45-37 |
| 12/27/17 | Foster Farms Bowl | Purdue | L, 35-38 |

ARIZONA STATE (15-17-1)

| Date | Bowl | Opponent | Result |
|------------|--------------------|----------------------|----------|
| 1/1/1940 | Sun Bowl | Catholic | T, 0-0 |
| 1/1/41 | Sun Bowl | Case Reserve | L, 13-26 |
| 1/1/50 | Salad Bowl | Zavier (Ohio) | L, 21-33 |
| 1/1/51 | Salad Bowl | Miami (Ohio) | L, 21-34 |
| 12/30/70 | Peach Bowl | North Carolina | W, 48-26 |
| 12/27/71 | Fiesta Bowl | Florida State | W, 45-38 |
| 12/23/72 | Fiesta Bowl | Missouri | W, 49-35 |
| 12/21/73 | Fiesta Bowl | Pittsburgh | W, 28-7 |
| 12/26/75 | Fiesta Bowl | Nebraska | W, 17-14 |
| 12/25/77 | Fiesta Bowl | Penn State | L, 30-42 |
| 12/16/78 | Garden State Bowl | Rutgers | W, 34-18 |
| 1/1/83 | Fiesta Bowl | Oklahoma | W, 32-21 |
| 12/22/85 | Holiday Bowl | Arkansas | L, 17-18 |
| 1/1/87 | Rose Bowl | Michigan | W, 22-15 |
| 12/30/87 | Freedom Bowl | Air Force | W, 33-28 |
| 1/1/97 | Rose Bowl | Ohio State | L, 17-20 |
| 12/31/97 | Sun Bowl | Iowa | W, 17-7 |
| 12/25/99 | Aloha Bowl | Wake Forest | L, 3-23 |
| 12/25/2000 | Aloha Bowl | Boston College | L, 17-31 |
| 12/27/02 | Holiday Bowl | Kansas State | L, 27-34 |
| 12/31/04 | Sun Bowl | Purdue | W, 27-23 |
| 12/27/05 | Insight Bowl | Rutgers | W, 45-40 |
| 12/24/06 | Hawai'i Bowl | Hawai'i | L, 24-41 |
| 12/27/07 | Holiday Bowl | Texas | L, 34-52 |
| 12/22/11 | Las Vegas Bowl | Boise State | L, 24-56 |
| 12/29/12 | Kraft Fight Hunger | Navy | W, 62-28 |
| 12/30/13 | Holiday Bowl | Texas Tech | L, 23-37 |
| 12/27/14 | Sun Bowl | Duke | W, 36-31 |
| 1/2/16 | Cactus Bowl | West Virginia | L, 42-43 |
| 12/29/17 | Sun Bowl | North Carolina State | L, 31-52 |
| 12/15/18 | Las Vegas Bowl | Fresno State | L, 20-31 |
| 12/31/19 | Sun Bowl | Florida State | W, 20-14 |
| 12/30/21 | Las Vegas Bowl | Wisconsin | L, 13-20 |

CALIFORNIA (12-11-1)

| Date | Bowl | Opponent | Result |
|------------|---------------------|------------------------|----------|
| 1/1/1921 | Rose Bowl | Ohio State | W, 28-0 |
| 1/2/22 | Rose Bowl | Washington & Jefferson | T, 0-0 |
| 1/1/29 | Rose Bowl | Georgia Tech | L, 7-8 |
| 1/1/38 | Rose Bowl | Alabama | W, 13-0 |
| 1/1/49 | Rose Bowl | Northwestern | L, 14-20 |
| 1/2/50 | Rose Bowl | Ohio State | L, 14-17 |
| 1/1/51 | Rose Bowl | Michigan | L, 6-14 |
| 1/1/59 | Rose Bowl | Iowa | L, 12-38 |
| 12/15/79 | Garden State Bowl | Temple | L, 17-28 |
| 12/31/90 | Copper Bowl | Wyoming | W, 17-15 |
| 1/1/92 | Florida Citrus Bowl | Clemson | W, 37-13 |
| 12/31/93 | Alamo Bowl | Iowa | W, 37-3 |
| 12/25/96 | Aloha Bowl | Navy | L, 38-42 |
| 12/26/2003 | Insight Bowl | Virginia Tech | W, 52-49 |

| | | | |
|----------|-------------------|--------------|----------|
| 12/30/04 | Holiday Bowl | Texas Tech | L, 31-45 |
| 12/22/05 | Las Vegas Bowl | BYU | W, 35-28 |
| 12/28/06 | Holiday Bowl | Texas A&M | W, 45-10 |
| 12/31/07 | Armed Forces Bowl | Air Force | W, 42-36 |
| 12/27/08 | Emerald Bowl | Miami (Fla.) | W, 24-17 |
| 12/23/09 | Poinsettia Bowl | Utah | L, 27-37 |
| 12/30/11 | Holiday Bowl | Texas | L, 10-21 |
| 12/29/15 | Armed Forces Bowl | Air Force | W, 55-36 |
| 12/26/18 | Cheez-it Bowl | TCU | L, 7-10 |
| 12/30/19 | Redbox Bowl | Illinois | W, 35-20 |

COLORADO (12-18-0)

| Date | Bowl | Opponent | Result |
|----------|--------------------|-----------------|---------------|
| 1/1/1938 | Cotton Bowl | Rice | L, 14-28 |
| 1/1/57 | Orange Bowl | Clemson | W, 27-21 |
| 1/1/62 | Orange Bowl | Louisiana State | L, 7-25 |
| 12/31/67 | Bluebonnet Bowl | Miami (Fla.) | W, 31-21 |
| 12/13/69 | Liberty Bowl | Alabama | W, 47-33 |
| 12/12/70 | Liberty Bowl | Tulane | L, 3-17 |
| 12/31/71 | Bluebonnet Bowl | Houston | W, 29-17 |
| 12/30/72 | Gator Bowl | Auburn | L, 3-24 |
| 12/27/75 | Bluebonnet Bowl | Texas | L, 21-38 |
| 1/1/77 | Orange Bowl | Ohio State | L, 10-27 |
| 12/30/85 | Freedom Bowl | Washington | L, 17-20 |
| 12/31/86 | Bluebonnet Bowl | Baylor | L, 9-21 |
| 12/29/88 | Freedom Bowl | BYU | L, 17-20 |
| 1/1/90 | Orange Bowl | Notre Dame | L, 6-21 |
| 1/1/91 | Orange Bowl | Notre Dame | W, 10-9 |
| 12/28/91 | Blockbuster Bowl | Alabama | L, 25-30 |
| 1/1/93 | Fiesta Bowl | Syracuse | L, 22-26 |
| 12/25/93 | Aloha Bowl | Fresno State | W, 41-30 |
| 1/2/95 | Fiesta Bowl | Notre Dame | W, 41-24 |
| 1/1/96 | Cotton Bowl | Oregon | W, 38-6 |
| 12/30/96 | Holiday Bowl | Washington | W, 33-21 |
| 12/25/98 | Aloha Bowl | Oregon | W, 51-43 |
| 12/31/99 | Champs Sports Bowl | Boston College | W, 62-28 |
| 1/1/2002 | Fiesta Bowl | Oregon | L, 16-38 |
| 12/28/02 | Alamo Bowl | Wisconsin | L, 28-31 (OT) |
| 12/29/04 | Houston Bowl | UTEP | W, 33-28 |
| 12/27/05 | Champs Sports Bowl | Clemson | L, 10-19 |
| 12/30/07 | Independence Bowl | Alabama | L, 24-30 |
| 12/29/16 | Alamo Bowl | Oklahoma State | L, 8-38 |
| 12/29/20 | Alamo Bowl | Texas | L, 23-55 |

OREGON (15-20-0)

| Date | Bowl | Opponent | Result |
|------------|----------------------|--------------------|-----------------|
| 1/1/1917 | Rose Bowl | Pennsylvania | W, 14-0 |
| 1/1/20 | Rose Bowl | Harvard | L, 6-7 |
| 1/1/49 | Cotton Bowl | Southern Methodist | L, 13-21 |
| 1/1/58 | Rose Bowl | Ohio State | L, 7-10 |
| 12/17/60 | Liberty Bowl | Penn State | L, 12-41 |
| 12/31/63 | Sun Bowl | Southern Methodist | W, 21-14 |
| 12/16/89 | Independence Bowl | Tulsa | W, 27-24 |
| 12/29/90 | Freedom Bowl | Colorado State | L, 31-32 |
| 12/31/92 | Independence Bowl | Wake Forest | L, 35-39 |
| 1/2/95 | Rose Bowl | Penn State | L, 20-38 |
| 1/1/96 | Cotton Bowl | Colorado | L, 6-38 |
| 12/20/97 | Las Vegas Bowl | Air Force | W, 41-13 |
| 12/25/98 | Aloha Bowl | Colorado | L, 43-51 |
| 12/31/99 | Sun Bowl | Minnesota | W, 24-20 |
| 12/29/2000 | Holiday Bowl | Texas | W, 35-30 |
| 1/1/02 | Fiesta Bowl | Colorado | W, 38-16 |
| 12/30/02 | Seattle Bowl | Wake Forest | L, 17-38 |
| 12/31/03 | Sun Bowl | Minnesota | L, 30-31 |
| 12/30/05 | Holiday Bowl | Oklahoma | L, 14-17 |
| 12/21/06 | Las Vegas Bowl | BYU | L, 8-38 |
| 12/31/07 | Sun Bowl | South Florida | W, 56-21 |
| 12/30/08 | Holiday Bowl | Oklahoma State | W, 42-31 |
| 1/1/10 | Rose Bowl | Ohio State | L, 17-26 |
| 1/10/11 | BCS National Champ | Auburn | L, 19-22 |
| 1/2/12 | Rose Bowl | Wisconsin | W, 45-33 |
| 1/3/13 | Fiesta Bowl | Kansas State | W, 35-17 |
| 12/30/13 | Alamo Bowl | Texas | W, 30-7 |
| 1/1/15 | Rose Bowl (CFP semi) | Florida State | W, 59-20 |
| 1/12/15 | CFP Nat'l Champ | Ohio State | L, 20-42 |
| 1/2/16 | Alamo Bowl | TCU | L, 41-47 (3 OT) |
| 12/16/17 | Las Vegas Bowl | Boise State | L, 28-35 |

TEAM-BY-TEAM PAC-12 BOWL RESULTS

| | | | |
|----------|-------------|----------------|----------|
| 12/31/18 | Redbox Bowl | Michigan State | W, 7-6 |
| 1/1/20 | Rose Bowl | Wisconsin | W, 28-27 |
| 1/2/21 | Fiesta Bowl | Iowa State | L, 17-34 |
| 12/29/21 | Alamo Bowl | Oklahoma | L, 32-47 |

| | | | |
|------------|---------------------|---------------|----------|
| 1/1/89 | Cotton Bowl | Arkansas | W, 16-3 |
| 12/31/91 | Sun Bowl | Illinois | W, 6-3 |
| 1/1/94 | Rose Bowl | Wisconsin | L, 16-21 |
| 12/25/95 | Aloha Bowl | Kansas | L, 30-51 |
| 1/1/98 | Cotton Bowl | Texas A&M | W, 29-23 |
| 1/1/99 | Rose Bowl | Wisconsin | L, 31-38 |
| 12/29/2000 | Sun Bowl | Wisconsin | L, 20-21 |
| 12/25/02 | Las Vegas Bowl | New Mexico | W, 27-13 |
| 12/31/03 | Silicon Valley Bowl | Fresno State | L, 9-17 |
| 12/23/04 | Las Vegas Bowl | Wyoming | L, 21-24 |
| 12/30/05 | Sun Bowl | Northwestern | W, 50-38 |
| 12/27/06 | Emerald Bowl | Florida State | L, 27-44 |
| 12/22/07 | Las Vegas Bowl | BYU | L, 16-17 |
| 12/29/09 | EagleBank | Temple | W, 30-21 |
| 12/31/11 | Kraft Fight Hunger | Illinois | L, 14-20 |
| 12/27/12 | Holiday Bowl | Baylor | L, 49-26 |
| 12/31/13 | Sun Bowl | Virginia Tech | W, 42-12 |
| 1/2/15 | Valero Alamo Bowl | Kansas State | W, 40-35 |
| 12/26/15 | Foster Farms Bowl | Nebraska | L, 29-37 |
| 12/26/17 | Cactus Bowl | Kansas State | L, 17-35 |
| 12/28/21 | Holiday Bowl | NC State | Canceled |

OREGON STATE (9-7-0)

| Date | Bowl | Opponent | Result |
|----------|------------------|-------------|----------|
| 1/1/1942 | Rose Bowl | Duke | W, 20-16 |
| 1/1/57 | Rose Bowl | Iowa | L, 19-35 |
| 12/15/62 | Liberty Bowl | Villanova | W, 6-0 |
| 1/1/65 | Rose Bowl | Michigan | L, 7-34 |
| 12/25/99 | O'ahu Bowl | Hawai'i | L, 17-23 |
| 1/1/2001 | Fiesta Bowl | Notre Dame | W, 41-9 |
| 12/26/02 | Insight.com Bowl | Pittsburgh | L, 13-38 |
| 12/31/03 | Las Vegas Bowl | New Mexico | W, 55-14 |
| 12/28/04 | Insight.com Bowl | Notre Dame | W, 38-21 |
| 12/29/06 | Sun Bowl | Missouri | W, 39-38 |
| 12/28/07 | Emerald Bowl | Maryland | W, 21-14 |
| 12/31/08 | Sun Bowl | Pittsburgh | W, 3-0 |
| 12/22/09 | Las Vegas Bowl | BYU | L, 20-44 |
| 12/29/12 | Alamo Bowl | Texas | L, 31-27 |
| 12/24/13 | Hawai'i Bowl | Boise State | W, 38-23 |
| 12/28/21 | LA Bowl | Utah State | L, 13-24 |

USC (34-20-0)

| Date | Bowl | Opponent | Result |
|------------|---------------------|-----------------|-----------|
| 1/1/1923 | Rose Bowl | Penn State | W, 14-3 |
| 12/25/24 | LA Christmas Fest. | Missouri | W, 20-7 |
| 1/1/30 | Rose Bowl | Pittsburgh | W, 47-14 |
| 1/1/32 | Rose Bowl | Tulane | W, 21-12 |
| 1/2/33 | Rose Bowl | Pittsburgh | W, 35-0 |
| 1/2/39 | Rose Bowl | Duke | W, 7-3 |
| 1/1/40 | Rose Bowl | Tennessee | W, 14-0 |
| 1/1/44 | Rose Bowl | Washington | W, 29-0 |
| 1/1/45 | Rose Bowl | Tennessee | W, 25-0 |
| 1/1/46 | Rose Bowl | Alabama | L, 14-34 |
| 1/1/48 | Rose Bowl | Michigan | L, 0-49 |
| 1/1/53 | Rose Bowl | Wisconsin | W, 7-0 |
| 1/1/55 | Rose Bowl | Ohio State | L, 7-20 |
| 1/1/63 | Rose Bowl | Wisconsin | W, 7-0 |
| 1/2/67 | Rose Bowl | Purdue | L, 13-14 |
| 1/1/68 | Rose Bowl | Indiana | W, 14-3 |
| 1/1/69 | Rose Bowl | Ohio State | L, 16-27 |
| 1/1/70 | Rose Bowl | Michigan | W, 10-3 |
| 1/1/73 | Rose Bowl | Ohio State | W, 42-17 |
| 1/1/74 | Rose Bowl | Ohio State | L, 21-42 |
| 1/1/75 | Rose Bowl | Ohio State | W, 18-17 |
| 12/22/75 | Liberty Bowl | Texas A&M | W, 20-0 |
| 1/1/77 | Rose Bowl | Michigan | W, 14-6 |
| 12/31/77 | Bluebonnet Bowl | Texas A&M | W, 47-28 |
| 1/1/79 | Rose Bowl | Michigan | W, 17-10 |
| 1/1/80 | Rose Bowl | Ohio State | W, 17-16 |
| 1/1/82 | Fiesta Bowl | Penn State | L, 10-26 |
| 1/1/85 | Rose Bowl | Ohio State | W, 20-17 |
| 12/28/85 | Aloha Bowl | Alabama | L, 3-24 |
| 1/1/87 | Florida Citrus Bowl | Auburn | L, 7-16 |
| 1/1/88 | Rose Bowl | Michigan State | L, 17-20 |
| 1/2/89 | Rose Bowl | Michigan | L, 14-22 |
| 1/1/90 | Rose Bowl | Michigan | W, 17-10 |
| 12/31/90 | Sun Bowl | Michigan State | L, 16-17 |
| 12/29/92 | Freedom Bowl | Fresno State | L, 7-24 |
| 12/30/93 | Freedom Bowl | Utah | W, 28-21 |
| 1/2/95 | Cotton Bowl | Texas Tech | W, 55-14 |
| 1/1/96 | Rose Bowl | Northwestern | W, 41-32 |
| 12/31/98 | Sun Bowl | Texas Christian | L, 19-28 |
| 12/25/2001 | Las Vegas Bowl | Utah | L, 6-10 |
| 1/2/03 | Orange Bowl | Iowa | W, 38-17 |
| 1/4/04 | Rose Bowl | Michigan | W, 28-14 |
| 1/4/05 | Orange Bowl | Oklahoma | W, 55-19^ |
| 1/4/06 | Rose Bowl | Texas | L, 38-41^ |
| 1/1/07 | Rose Bowl | Michigan | W, 32-18 |
| 1/1/08 | Rose Bowl | Illinois | W, 49-17 |
| 1/1/09 | Rose Bowl | Penn State | W, 38-24 |
| 12/26/09 | Emerald Bowl | Boston College | W, 24-13 |
| 12/31/12 | Sun Bowl | Georgia Tech | L, 7-21 |
| 12/21/13 | Las Vegas Bowl | Fresno State | W, 45-20 |
| 12/27/14 | Holiday Bowl | Nebraska | W, 45-42 |

STANFORD (15-14-1)

| Date | Bowl | Opponent | Result |
|----------|-------------------|--------------------|---------------|
| 1/1/1902 | Rose Bowl | Michigan | L, 0-49 |
| 1/1/25 | Rose Bowl | Notre Dame | L, 10-27 |
| 1/1/27 | Rose Bowl | Alabama | T, 7-7 |
| 1/2/28 | Rose Bowl | Pittsburgh | W, 7-6 |
| 1/1/34 | Rose Bowl | Columbia | L, 0-7 |
| 1/1/35 | Rose Bowl | Alabama | L, 13-29 |
| 1/1/36 | Rose Bowl | Southern Methodist | W, 7-0 |
| 1/1/41 | Rose Bowl | Nebraska | W, 21-13 |
| 1/1/52 | Rose Bowl | Illinois | L, 7-40 |
| 1/1/71 | Rose Bowl | Ohio State | W, 27-17 |
| 1/1/72 | Rose Bowl | Michigan | W, 13-12 |
| 12/31/77 | Sun Bowl | Louisiana State | W, 24-14 |
| 12/31/78 | Bluebonnet Bowl | Georgia | W, 25-22 |
| 12/27/86 | Gator Bowl | Clemson | L, 21-27 |
| 12/25/91 | Aloha Bowl | Georgia Tech | L, 17-18 |
| 1/1/93 | Blockbuster Bowl | Penn State | W, 24-3 |
| 12/30/95 | Liberty Bowl | East Carolina | L, 13-19 |
| 12/31/96 | Sun Bowl | Michigan State | W, 38-0 |
| 1/1/2000 | Rose Bowl | Wisconsin | L, 9-17 |
| 12/27/01 | Seattle Bowl | Georgia Tech | L, 14-24 |
| 12/31/09 | Sun Bowl | Oklahoma | L, 27-31 |
| 1/3/11 | Orange Bowl | Virginia Tech | W, 40-12 |
| 1/2/12 | Fiesta Bowl | Oklahoma State | L, 38-41 (OT) |
| 1/1/13 | Rose Bowl | Wisconsin | W, 20-14 |
| 1/1/14 | Rose Bowl | Michigan State | L, 20-24 |
| 12/30/14 | Foster Farms Bowl | Maryland | W, 45-21 |
| 1/1/16 | Rose Bowl | Iowa | W, 45-16 |
| 12/30/16 | Sun Bowl | North Carolina | W, 25-23 |
| 12/28/17 | Alamo Bowl | TCU | L, 37-39 |
| 12/31/18 | Sun Bowl | Pittsburgh | W, 14-13 |

UCLA (16-19-1)

| Date | Bowl | Opponent | Result |
|----------|-----------------|----------------|----------|
| 1/1/1943 | Rose Bowl | Georgia | L, 0-9 |
| 1/1/47 | Rose Bowl | Illinois | L, 14-45 |
| 1/1/54 | Rose Bowl | Michigan State | L, 20-28 |
| 1/2/56 | Rose Bowl | Michigan State | L, 14-17 |
| 1/1/62 | Rose Bowl | Minnesota | L, 3-21 |
| 1/1/66 | Rose Bowl | Michigan State | W, 14-12 |
| 1/1/76 | Rose Bowl | Ohio State | W, 23-10 |
| 12/20/76 | Liberty Bowl | Alabama | L, 6-36 |
| 12/25/78 | Fiesta Bowl | Arkansas | T, 10-10 |
| 12/31/81 | Bluebonnet Bowl | Michigan | L, 14-33 |
| 1/1/83 | Rose Bowl | Michigan | W, 24-14 |
| 1/2/84 | Rose Bowl | Illinois | W, 45-9 |
| 1/1/85 | Fiesta Bowl | Miami (Fla.) | W, 39-37 |
| 1/1/86 | Rose Bowl | Iowa | W, 45-28 |
| 12/30/86 | Freedom Bowl | Brigham Young | W, 31-10 |
| 12/25/87 | Aloha Bowl | Florida | W, 20-16 |



| | | | |
|----------|--------------|------------|----------|
| 12/30/15 | Holiday Bowl | Wisconsin | L, 21-23 |
| 1/2/17 | Rose Bowl | Penn State | W, 52-49 |
| 12/29/17 | Cotton Bowl | Ohio State | L, 7-24 |
| 12/27/19 | Holiday Bowl | Iowa | L, 24-49 |

^ - Games later vacated due to NCAA penalty.

UTAH (17-7-0)

| Date | Bowl | Opponent | Result |
|------------|----------------------|------------------|---------------|
| 1/2/1939 | Sun Bowl | New Mexico | W, 26-0 |
| 12/19/64 | Liberty Bowl | West Virginia | W, 32-6 |
| 12/29/92 | Copper Bowl | Washington State | L, 28-31 |
| 12/30/93 | Freedom Bowl | USC | L, 21-28 |
| 12/27/94 | Freedom Bowl | Arizona | W, 16-13 |
| 12/27/96 | Copper Bowl | Wisconsin | L, 10-38 |
| 12/19/99 | Las Vegas Bowl | Fresno State | W, 17-16 |
| 12/25/2001 | Las Vegas Bowl | USC | W, 10-6 |
| 12/31/03 | Liberty Bowl | Southern Miss | W, 17-0 |
| 1/1/05 | Fiesta Bowl | Pittsburgh | W, 35-7 |
| 12/29/05 | Emerald Bowl | Georgia Tech | W, 38-10 |
| 12/23/06 | Armed Forces Bowl | Tulsa | W, 25-13 |
| 12/20/07 | Poinsettia Bowl | Navy | W, 35-32 |
| 1/2/09 | Sugar Bowl | Alabama | W, 31-17 |
| 12/23/09 | Poinsettia Bowl | California | W, 37-37 |
| 12/22/10 | Las Vegas Bowl | Boise State | L, 3-26 |
| 12/31/11 | Sun Bowl | Georgia Tech | W, 30-27 (OT) |
| 12/20/14 | Las Vegas Bowl | Colorado State | W, 45-10 |
| 12/19/15 | Las Vegas Bowl | BYU | W, 35-28 |
| 12/28/16 | Foster Farms Bowl | Indiana | W, 26-24 |
| 12/26/17 | Heart of Dallas Bowl | West Virginia | W, 30-14 |
| 12/31/18 | Holiday Bowl | Northwestern | L, 20-31 |
| 12/31/19 | Alamo Bowl | Texas | L, 19-38 |
| 1/1/22 | Rose Bowl | Ohio State | L, 45-48 |

WASHINGTON (19-20-1)

| Date | Bowl | Opponent | Result |
|----------|-------------------|----------------|----------|
| 1/1/1924 | Rose Bowl | Navy | T, 14-14 |
| 1/1/26 | Rose Bowl | Alabama | L, 19-20 |
| 1/1/37 | Rose Bowl | Pittsburgh | L, 0-21 |
| 1938 | Pineapple Bowl | Hawaii | W, 53-13 |
| 1/1/44 | Rose Bowl | USC | L, 0-29 |
| 1/1/60 | Rose Bowl | Wisconsin | W, 44-8 |
| 1/2/61 | Rose Bowl | Minnesota | W, 17-7 |
| 1/1/64 | Rose Bowl | Illinois | L, 7-17 |
| 1/2/78 | Rose Bowl | Michigan | W, 27-20 |
| 12/22/79 | Sun Bowl | Texas | W, 14-7 |
| 1/1/81 | Rose Bowl | Michigan | L, 6-23 |
| 1/1/82 | Rose Bowl | Iowa | W, 28-0 |
| 12/25/82 | Aloha Bowl | Maryland | W, 21-20 |
| 12/26/83 | Aloha Bowl | Penn State | L, 10-13 |
| 1/1/85 | Orange Bowl | Oklahoma | W, 28-17 |
| 12/30/85 | Freedom Bowl | Colorado | W, 20-17 |
| 12/25/86 | Sun Bowl | Alabama | L, 6-28 |
| 12/19/87 | Independence Bowl | Tulane | W, 24-12 |
| 12/30/89 | Freedom Bowl | Florida | W, 34-7 |
| 1/1/91 | Rose Bowl | Iowa | W, 46-34 |
| 1/1/92 | Rose Bowl | Michigan | W, 34-14 |
| 1/1/93 | Rose Bowl | Michigan | L, 31-38 |
| 12/29/95 | Sun Bowl | Iowa | L, 18-38 |
| 12/30/96 | Holiday Bowl | Colorado | L, 21-33 |
| 12/25/97 | Aloha Bowl | Michigan State | W, 51-13 |
| 12/25/98 | O'ahu Bowl | Air Force | L, 25-45 |
| 12/29/99 | Holiday Bowl | Kansas State | L, 20-24 |
| 1/1/2001 | Rose Bowl | Purdue | W, 34-24 |
| 12/28/01 | Holiday Bowl | Texas | L, 43-47 |
| 12/31/02 | Sun Bowl | Purdue | L, 24-34 |
| 12/30/10 | Holiday Bowl | Nebraska | W, 19-7 |
| 12/29/11 | Alamo Bowl | Baylor | L, 56-67 |
| 12/22/12 | Las Vegas Bowl | Boise State | L, 26-28 |
| 12/27/13 | Fight Hunger Bowl | BYU | W, 31-16 |
| 1/2/15 | Cactus Bowl | Oklahoma State | L, 22-30 |
| 12/26/15 | Heart of Dallas | Southern Miss | W, 44-31 |
| 12/31/16 | Peach Bowl (CFP) | Alabama | L, 7-24 |
| 12/30/17 | Fiesta Bowl | Penn State | L, 28-35 |
| 1/1/19 | Rose Bowl | Ohio State | L, 23-28 |
| 12/21/19 | Las Vegas Bowl | Boise State | W, 38-7 |

WASHINGTON STATE (9-8)

| Date | Bowl | Opponent | Result |
|------------|------------------|------------------|----------|
| 1/1/1916 | Rose Bowl | Brown | W, 14-0 |
| 1/1/31 | Rose Bowl | Alabama | L, 0-24 |
| 12/18/81 | Holiday Bowl | Brigham Young | L, 36-38 |
| 12/25/88 | Aloha Bowl | Houston | W, 24-22 |
| 12/29/92 | Copper Bowl | Utah | W, 31-28 |
| 12/31/94 | Alamo Bowl | Baylor | W, 28-3 |
| 1/1/98 | Rose Bowl | Michigan | W, 16-21 |
| 12/31/2001 | Sun Bowl | Purdue | W, 33-27 |
| 1/1/03 | Rose Bowl | Oklahoma | L, 14-34 |
| 12/31/03 | Holiday Bowl | Texas | W, 28-20 |
| 12/21/13 | New Mexico Bowl | Colorado State | L, 45-48 |
| 12/26/15 | Hyundai Sun Bowl | Miami | W, 20-14 |
| 12/27/16 | Holiday Bowl | Minnesota | L, 12-17 |
| 12/28/17 | Holiday Bowl | Michigan State | L, 17-42 |
| 12/28/18 | Alamo Bowl | Iowa State | W, 28-26 |
| 12/27/19 | Cheez-It | Air Force | L, 21-31 |
| 12/32/21 | Sun | Central Michigan | L, 21-24 |

BOWL RECORDS BY BOWL

| | |
|---|---------|
| Rose: | 55-45-3 |
| Sun: | 21-14-2 |
| Fiesta: | 12-9-1 |
| Las Vegas: | 11-11 |
| Cactus (Copper, InSight, Buffalo Wild Wings, Ticket City, Cheez-it) : | 8-8 |
| Aloha: | 7-9 |
| Holiday: | 8-18 |
| Orange: | 6-3 |
| Freedom: | 6-6 |
| San Francisco (Emerald, Fight Hunger, Foster Farms, Redbox) : | 10-4 |
| Liberty: | 5-4 |
| Bluebonnet: | 4-3 |
| Cotton: | 3-4 |
| Independence (AdvoCare V100) : | 3-2 |
| Armed Forces: | 3-0 |
| Poinsettia: | 2-1 |
| Alamo: | 4-11 |
| Heart of Dallas: | 2-0 |
| Sugar: | 1-0 |
| Peach: | 1-1 |
| EagleBank: | 1-0 |
| Houston: | 1-0 |
| Pineapple: | 3-1 |
| LA Christmas Festival: | 1-0 |
| New Mexico Bowl: | 2-1 |
| Sheraton Hawai'i Bowl: | 1-1 |
| Garden State: | 1-1 |
| Citrus: | 1-1 |
| Blockbuster: | 1-1 |
| CFP Championship: | 0-1 |
| BCS Championship: | 0-1 |
| Champs Sports: | 0-1 |
| Silicon Valley: | 0-1 |
| San Diego East-West Christmas Classic: | 0-1 |
| Gator: | 0-2 |
| Seattle: | 0-2 |
| O'ahu: | 0-2 |
| Salad: | 0-3 |

TOTAL OFFENSE

Highest Average Per Play (minimum 10 plays)

12.1 Rudy Carpenter, ASU (45) vs. Rutgers (40) (Insight, 2005)
(41 for 498 yards)

PASSING

Most Pass Attempts

61 Danny O'Neil, ORE (20) vs. Penn State (38) (Rose, 1995)
58 Connor Halliday, WSU (45) vs. Colorado State (48) (New Mexico, 2013)
57 Andrew Walter, ASU (27) vs. Kansas State (34) (Holiday, 2002)
54 5 times, last: Jake Browning, WASH (23) vs. Ohio St. (28) (Rose, 2019)

Most Pass Completions

41 Danny O'Neil, ORE (20) vs. Penn State (38) (Rose, 1995)
39 Tyler Hilinski, WSU (17) vs. Michigan State (42) (Holliday, 2017)
37 Connor Halliday, WSU (45) vs. Colorado State (48) (New Mexico, 2013)
35 Gardner Minshew II, WSU (28) vs. Iowa State (26) (Alamo, 2018)
35 Jake Browning, WASH (23) vs. Ohio State (28) (Rose, 2019)

Most Consecutive Pass Completions

12 Sean Mannion, OSU (38) vs. Boise State (23) (Hawai'i, 2013)
11 Devon Modster, UCLA (17) vs. Kansas State (35) (Cactus, 2017)
11 Taylor Kelly, ASU (62) vs. Navy (28) (Kraft, 2012)
11 Andrew Luck, STAN (38) vs. Oklahoma State (41) (Fiesta, 2012)

Most Net Passing Yards (Followed by Comp.-Att.-Int.)

476 Drew Bledsoe, WSU (31) vs. Utah (28) (Copper, 1992) (30-46-1)
467 Jared Goff, CAL (55) vs. Air Force (36) (Armed Forces, 2015) (25-37-0)
467 Rudy Carpenter, ASU (45) vs. Rutgers (40) (Insight, 2005) (23-35-0)
456 Akili Smith, ORE (43) vs. Colorado (51) (Aloha, 1998) (24-46-2)
456 Danny O'Neil, ORE (20) vs. Penn State (38) (Rose, 1995) (41-61-2)

Most Touchdown Passes Thrown

6 Jared Goff, CAL (55) vs. Air Force (36) (Armed Forces, 2015)
6 Connor Halliday, WSU (45) vs. Colorado State (48) (New Mexico, 2013)
5 Khalil Tate, ARIZ (35) vs. Purdue (38) (Foster Farms, 2017)
5 Sam Darnold, USC (52) vs. Penn State (49) (Rose, 2017)
5 Matt Leinart, USC (55) vs. Oklahoma (19) (Orange, 2005)

Most Yards Per Pass Attempt

16.4 Rob Hertel, USC (47) vs. Texas A&M (28) (Bluebonnet, 1977) (15 for 246)

RUSHING

Most Rushing Attempts

39 Charles White, USC (17) vs. Ohio St (16) (Rose, 1980) (247 yds)
38 Yvenson Bernard, OSU (21) vs. Maryland (14) (Emerald, 2007) (181)
35 Stepfan Taylor, STAN (38) vs. Oklahoma State (41) (Fiesta, 2012) (177)

Most Net Rushing Yards

266 Gaston Green, UCLA (31) vs. BYU (10) (Freedom, 1986) (33 carries)
253 Jonathan Stewart, Oregon (56) vs. South Florida (21) (Sun, 2007) (23)
247 Charles White, USC (17) vs. Ohio State (16) (Rose, 1980) (39)

Highest Average Per Rush (Minimum 9 carries)

16.1 Brett Hundley, UCLA (42) vs. Virginia Tech (12) (Sun, 2013) (10 for 161 yds)
12.5 Joe McKnight, USC (49) vs. Illinois (17) (Rose, 2008) (10 for 125)
11.6 Stafon Johnson, USC (49) vs. Illinois (17) (Rose, 2008) (9 for 105)
11.5 James Rodgers, OSU (21) vs. Maryland (14) (Emerald, 2007) (10-115)

Most by Two Rushers, Same Team, Gaining More Than 100 Yards each

343 Charles White (186) & Dwight Ford (157), USC (47) vs. Texas A&M (28), (Bluebonnet, 1977)
314 LaMichael James (159) & De'Anthony Thomas (155), ORE (45) vs. Wisconsin (38), (Rose Bowl, 2012)
297 Chris Markey (161) & Kahlil Bell (136), UCLA (50) vs. Northwestern (38), (Sun, 2005)
292 Yvenson Bernard (177) & James Rodgers (115), OSU (21) vs. Maryland (14), (Emerald, 2007)
267 Taylor Kelly (135) & D.J. Foster (132), ASU (23) vs. Texas Tech (37), (Holiday, 2013)

Most Rushing Touchdowns

4 Myles Gaskin, WASH (44) vs. Southern Miss (31) (Heart of Dallas, 2015) (runs of 2, 1, 86, 13)
4 Steven Jackson, OSU (55) vs. New Mexico (14) (Las Vegas, 2003) (runs of 3, 11, 6, 1)
4 Eric Ball, UCLA (45) vs. Iowa (28) (Rose, 1986) (runs of 30, 40, 6, 32)
4 Sam Cunningham, USC (42) vs. Ohio State (Rose, 1973), (runs of 2, 1, 1, 1)

RECEIVING

Most Pass Receptions

16 Samie Parker, ORE (30) vs. Minnesota (31) (Sun, 2003) (200 yds)
14 J.J. Stokes, UCLA (16) vs. Wisconsin (21) (Rose, 1994) (176 yds)
13 Deontay Burnett, USC (52) vs. Penn State (49) (Rose, 2017) (164 yds)
13 Gerrell Robinson, ASU (24) vs. Boise State (56) (Las Vegas, 2011) (241 yds)
12 3 tied, last: Andre Baccellia, WASH (23) vs. Ohio St. (28) (Rose, 2019) (109 yds)

Most Pass Receiving Yards

241 Gerrell Robinson, ASU (24) vs. Boise Stae (56) (Las Vegas, 2011) (13 rec.)
222 Keyshawn Johnson, USC (55) vs. Texas Tech (14), (Cotton, 1995) (8 rec.)
216 Keyshawn Johnson, USC (41) vs. Northwestern (32), (Rose, 1996) (12 rec.)
212 Phillip Bobo, WSU (31) vs. Utah (28), (Copper, 1992) (7 rec.)
205 Dwayne Jarrett, USC (32) vs. Michigan (18), (Rose, 2007) (11 rec.)
200 Samie Parker, ORE (30) vs. Minnesota (31), (Sun, 2003) (16 rec.)

Highest Average Per Reception (min. 4 receptions)

45.5 Cayleb Jones, ARIZ (45) vs. New Mexico (37) (New Mexico, 2015) (4-182)
39.6 Jermaine Kearse, WASH (56) vs. Baylor (67), (Alamo, 2011) (5-198)
35.8 Bryce Treggs, CAL (55) vs. Air Force (36) (Armed Forces, 2015) (4-143)
34.8 Rashad Ross, ASU (62) vs. Navy (28) (Kraft, 2012) (4-139)
33.8 Pat Johnson, ORE (41) vs. Air Force (14), (Las Vegas, 1997) (5-169)

Most Touchdowns Receiving

3 JJ Arcega-Whiteside, STAN (37) vs. TCU (39) (Alamo, 2017) (5 rec.)
3 Deontay Burnett, USC (52) vs. Penn State (49) (Rose, 2017) (13 rec.)
3 Kenny Lawler, CAL (55) vs. Air Force (36) (Armed Forces, 2015) (5 rec.)
3 Rashad Ross, ASU (62) vs. Navy (28) (Fight Hunger, 2012) (4 rec.)
3 Coby Fleener, STAN (40) vs. Virginia Tech (12), (Orange, 2011)
3 Steve Smith, USC (55) vs. Oklahoma (19), (Orange, 2005) (7 rec.)
3 Keyshawn Johnson, USC (55) vs. Texas Tech (14), (Cotton, 1995) (8 rec.)
3 Anthony Allen, WASH (21) vs. Maryland (20), (Aloha, 1982) (8 rec.)

PUNT RETURNS

Most Punt Returns

7 Justin Taplin, ASU (27) vs. Kansas State (34) (Holiday, 2002) (36 yards)
6 Ray Horton, WASH (21) vs. Maryland (20) (Aloha, 1982) (28 yds)
6 Bill Gribble, WSU (36) vs. BYU (Holiday, 1981) (39 yards)

Most Punt Return Yards

122 George Fleming, WASH (44) vs. Wisconsin (8) (Rose, 1960) (3 ret)
89 Craig Bragg, UCLA (27) vs. New Mexico State (13) (Las Vegas, 2002) (2 ret)

Highest Punt Return Average (Minimum 3 Returns)

40.7 George Fleming, WASH (44) vs. Wisconsin (8), (Rose, 1960) (3 for 122 yards)

KICKOFF RETURNS

Most Kickoff Returns

8 Rudy Burgess, ASU (34) vs. Texas (52) (Holiday, 2007)

Most Kickoff Return Yards

208 Britain Covey, UTAH (45) vs. Ohio State (48) (Rose, 2022) (7 returns)
201 Walter Thurmond III, ORE (42) vs. Oklahoma State (31) (Holiday, 2008) (6 returns)

Highest Kickoff Return Average (Minimum 3 Returns)

44.7 Kalen Ballage, ASU (36) vs. Duke (31), (Sun, 2014) (3 for 134 yards)
44.5 Al Hoisch, UCLA (14) vs. Illinois (45), (Rose, 1947) (4 for 178 yards)
43.3 Adoreé Jackson, USC (45) vs. Nebraska (42) (Holiday, 2014) (3 for 130 yards)
39.0 Damon Dunn, STAN (13) vs. East Carolina (19), (Liberty, 1995) (3 for 117 yards)



ALL-PURPOSE YARDS

(All Runs From Scrimmage, Pass Receptions and All Returns)

Most All-Purpose Plays (Must have at least one reception or return)

- 41 Charles White, USC (23) vs. Ohio State (16), (Rose, 1980) (39 rush, 2 receptions)
38 Stepfan Taylor, STAN (38) vs. Oklahoma State (41), (Fiesta, 2012) (35 rush, 3 receptions)
38 Yvenson Bernard, OSU (21) vs. Maryland (14) (Emerald, 2007) (38 rush)
37 O.J. Simpson, USC (16) vs. Ohio State (27), (Rose, 1969) (28 rush, 8 receptions, 1 kickoff return)

Most All-Purpose Yards Gained (Must have at least one rec/return)

- 368 Christian McCaffrey, STAN (45) vs. Iowa (16) (Rose, 2016) (172 rush, 105 receptions, 63 punt return, 28 kick return)
314 De'Anthony Thomas, ORE (45) vs. Wisconsin (38), (Rose, 2012) (155 rush, 34 receptions, 125 kickoff returns)
289 Tim White, ASU (42) vs. West Virginia (43) (Cactus, 2016) (79 receptions, 33 punt return, 177 kick return)
282 Jonathan Stewart, ORE (56) vs. South Florida (21), (Sun, 2007) (253 rush, 29 receptions)
279 Bishop Sankey, WASH (26) vs. Boise State (28), (Las Vegas, 2012) (205 rush, 74 receptions)
278 Joe Williams, UTAH (26) vs. Indiana (24), (Foster Farms, 2016) (222 rush, 56 receptions)
276 O.J. Simpson, USC (16) vs. Ohio State (27), (Rose, 1969) (171 rush, 85 receptions, 20 kickoff returns)
272 Pat Johnson, ORE (41) vs. Air Force (14), (Las Vegas, 1997) (169 receptions, 49 punt returns, 54 kickoff returns)
254 Charles White, USC (23) vs. Ohio State (16), (Rose, 1980) (247 rushing, 7 receiving)
252 Britain Covey, UTAH (45) vs. Ohio State (48), (Rose, 2022) (34 receiving, 10 rushing, 208 kickoff return)

SCORING

Most Points Scored

- 30 Steven Jackson, OSU (55) vs. New Mexico (14), (Las Vegas, 2003) (5 TDs)
24 Myles Gaskin, WASH (44) vs. Southern Miss (31) (Heart of Dallas 4 TDs)
24 Eric Ball, UCLA (45) vs. Iowa (28), (Rose, 1986) (4 TDs)
24 Sam Cunningham, USC (42) vs. Ohio State (17) (Rose, 1973) (4 TDs)
24 Demario Richard, ASU (36) vs. Duke (31) (Sun, 2014) (2 rush/2 rec)

Most Touchdowns

- 5 Steven Jackson, OSU (55) vs. New Mexico (14), (Las Vegas, 2003) (4 rush, 1 reception)
4 Myles Gaskin, WASH (44) vs. Southern Miss (31) (Heart of Dallas 4 rush)
4 Eric Ball, UCLA (45) vs. Iowa (28), (Rose, 1986) (4 rush)
4 Sam Cunningham, USC (42) vs. Ohio State (17) (Rose, 1973) (4 rush)
4 Demario Richard, ASU (36) vs. Duke (31) (Sun, 2014) (2 rush/2 rec)

KICKING

Most Field Goals Attempted

- 5 Matt Boermeester, USC (52) vs. Penn State (49), (Rose, 2017) (3 made)
5 Conrad Ukropina, STAN (25) vs. No. Carolina (23), (Sun, 2016) (4 made)
5 Zane Gonzalez, ASU (42) vs. West Virginia (43), (Cactus, 2016) (4 made)
5 Jesse Ainsworth, ASU (27) vs. Purdue (23), (Sun, 2004) (2 made)

Most Field Goals Made

- 4 Andy Phillips, UTAH (26) vs. Indiana (24), (Foster Farms, 2016) (5 att.)
4 Conrad Ukropina, STAN (25) vs. No. Carolina (23), (Sun, 2016) (5 att.)
4 Zane Gonzalez, ASU (42) vs. West Virginia (43) (Cactus, 2016) (5 att.)
4 Drew Dunning, WSU (33) vs. Purdue (27), (Sun, 2001) (4 att.)
4 Cristian Zendejas, ASU (20) vs. Florida State (14), (Sun, 2019) (4 att.)

Most Extra-Point Kick Attempts

- 9 Alex Garoutte, ASU (62) vs. Navy (28), (Kraft, 2012) (8 made)
8 Erik Folk, WASH (56) vs. Baylor (67), (Alamo, 2011) (8 made)

Most Extra-Point Kicks Made

- 8 Alex Garoutte, ASU (62) vs. Navy (28), (Kraft, 2012) (9 att.)
8 Erik Folk, WASH (56) vs. Baylor (67), (Alamo, 2011) (8 att.)

Most Points By A Kicker

- 16 Zane Gonzalez, ASU (42) vs. West Virginia (43) (Cactus, 2016) (4 FGs, 4 PATs)
15 Drew Dunning, WSU (33) vs. Purdue (27), (Sun, 2001) (4 FGs, 3 PATs)
14 Matt Boermeester, USC (52) vs. Penn State (49), (Rose, 2017) (3 FGs, 5 PATs)
14 Andy Phillips, UTAH (25) vs. Indiana (23), (Foster Farms, 2016) (4 FGs, 2 PATs)
14 Cameron Van Winkle, WASH (44) vs. Southern Miss (31) (Heart of Dallas, 2015) (3 FGs, 5 PATs)

PUNTING

Highest Average Per Punt (Minimum 5 Punts)

- 52.7 Des Koch, USC (7) vs. Wisconsin (0), (Rose 1953) (7 for 369 yds)
50.2 Jose Arroyo, ORE (17) vs. Wake Forest (38), (Seattle, 2002) (6 for 301)
49.8 Ben Rhyne, STAN (20) vs. Michigan State (24), (Rose, 2014) (5 for 249)
49.6 Jake Bailey, STAN (25) vs. North Carolina (23), (Sun, 2016) (5-248)
49.5 Tom Hackett, UTAH (35) vs. BYU (28) (Las Vegas, 2015) (6 for 297)
49.5 Sean Sellwood, UTAH (30) vs. Georgia Tech (27), (Sun, 2011) (8 for 396)

INTERCEPTIONS

Most Interceptions Made

- 3 Bill Paulmanm, STAN (7) vs. Southern Methodist (0), (Rose, 1936)
3 Shy Huntington, ORE (14) vs. Pennsylvania (0), (Rose, 1917)
3 Jaylenn Hawkins, CAL (7) vs. TCU (10), (Cheez-it, 2018)
3 Steve Smith, ORE (38) vs. Colorado (16), (Fiesta, 2002)

DEFENSIVE STATISTICS

Most Total Tackles Made (Includes Assists)

- 22 Gordy Ceresino, STAN (24) vs. LSU (14), (Sun, 1977)
20 Gordy Ceresino, STAN (25) vs. Georgia (22), (Bluebonnet, 1978)
20 Jahad Woods, WSU (21) vs. Air Force (31), (Cheez-It, 2019)

Most Unassisted Tackles

- 15 Ken Norton Jr., UCLA (31) vs. BYU (10), (Freedom, 1986)
13 Tony Fields II, ARIZ (35) vs. Purdue (38) (Foster Farms, 2017)
13 John Boyett, ORE (45) vs. Wisconsin (38), (Rose, 2012)
12 Mason Unck, ASU (27) vs. Kansas State (34), (Holiday, 2002)

Most Tackles Made For Losses

- 5 Victor Butler, OSU (3) vs. Pittsburgh (0), (Sun, 2008)
4 Six times, most recent:
Shayne Skov, STAN (40) vs. Virginia Tech (12), (Orange, 2011)

Most Quarterback Sacks

- 4 Victor Butler, OSU vs. Pittsburgh (0), (Sun, 2008)
3 Seven times, most recent:
Deon Hollins, UCLA (40) vs. Kansas State (35), (Alamo, 2014)

Passes Broken Up

- 6 Tre Watson, WASH (31) vs. BYU (16), (Fight Hunger, 2013)
5 Will Poole, USC (28) vs. Michigan (14), (Rose, 2004)

LONGEST PLAYS

Longest Runs From Scrimmage

- 94 Dwight Ford, USC vs. Texas A&M, (Bluebonnet, 1977)
91 De'Anthony Thomas, ORE (45) vs. Wisconsin (38), (Rose Bowl, 2012)

Longest Pass Plays

- 87 Drew Bledsoe to Phillip Bobo, WSU vs. Utah, (Copper, 1992)
86 Brad Otton to Keyshawn Johnson, USC vs. Texas Tech, (Cotton, 1995)

Longest Field Goals

- 54 Quin Rodriguez, USC vs. Michigan State, (John Hancock, 1990)
54 Luis Zendejas, ASU vs. Oklahoma, (Fiesta, 1983)

Longest Punt Return

- 86 Aramis Danday, USC vs. Ohio State, (Rose, 1955)

Longest Kickoff Return

- 100 John Ross, WASH (31) vs. BYU (16), (Fight Hunger, 2013)
100 Al Hoisch, UCLA vs. Illinois, (Rose, 1947)

TOTAL OFFENSE

Most Total Plays

106 ARIZ (30) vs. Boise State (38), (Fiesta, 2014) (492 yards)
 92 ORE (20) vs. Penn State (38), (Rose, 1995) (501 yards)
 92 WSU (24) vs. Houston (22), (Aloha, 1988) (460 yards)

Most Total Plays, Both Teams

188 Nevada (105) vs. ARIZ (83), (New Mexico, 2012) (1140 yds)
 176 Northwestern (38) {102} vs. UCLA (50) {74}, (Sun, 2005) (1037)
 175 WSU (33) {68} vs. Purdue (27) {107}, (Sun, 2001) (836)
 175 ARIZ (30) {106} vs. Boise State (38) {69}, (Fiesta, 2014) (1167)

Most Yards Gained

679 ASU (45) vs. Rutgers (40), (Insight, 2005) (212 rush, 467 pass)
 648 ASU (62) vs. Navy (28), (Kraft, 2012) (381 rush, 267 pass)
 639 ORE (59) vs. Florida State (20), (Rose, 2015) (301, 338)
 633 USC (49) vs. Illinois (17), (Rose, 2008) (289 rush, 344 pass)
 624 USC (47) vs. Texas A&M (28), (Bluebonnet, 1977) (378 rush, 246 pass)

Most Yards Gained, Both Teams

1,397 WASH (56) {620} vs. Baylor (67) {777}, (Alamo, 2011) (159 plays)
 1,143 USC (47) {624} vs. Texas A&M (28) {519}, (Bluebonnet, 1977) (148 plays)
 1,140 ARIZ (49) {578} vs. Nevada (48) {659}, (New Mexico, 2012) (188 plays)
 1,129 ORE (45) {621} vs. Wisconsin (33) {508}, (Rose, 2012) (136 plays)
 1,169 ORE (59) {639} vs. Florida State (20) {528}, (Rose, 2015) (168 plays)

Highest Average Gained Per Play

9.7 ORE (45) vs. Wisconsin (38), (Rose, 2012) (64 for 621 yds)
 9.5 ASU (62) vs. Navy (28), (Kraft, 2012) (68 for 648 yds)
 9.0 Arizona (45) vs. New Mexico (37) (New Mex., 2015) (56 for 503 yds)
 8.7 ORE (41) vs. Air Force (13) (Las Vegas, 1997) (73 for 583 yds)
 8.4 WASH (56) vs. Baylor (67), (Alamo, 2011) (74 for 620 yds)

Fewest Yards

41 USC (14) vs. Alabama (34) (Rose, 1946) (6 rush, 35 pass)

PASSING

Most Pass Attempts (Followed by Comp.-Att.-Int. and Yardage)

61 ORE (20) vs. Penn State (38) (Rose, 1995) (41-61-2, 456 yds)
 58 WSU (45) vs. Colorado State (48) (New Mexico, 2013) (37-58-1, 410)
 57 ASU (27) vs. Kansas State (34) (Holiday, 2002) (28-57-1, 293)

Most Pass Attempts, Both Teams

116 WSU (33) {41} vs. Purdue (27) {75} (Sun, 2001) (53 completed)
 109 WSU (45) {58} vs. Colorado State (48) {51} (New Mexico, 2013) (68 comp.)
 109 WASH (43) {54} vs. Texas (47) {55} (Holiday, 2001) (64 comp.)
 103 ASU (42) {52} vs. W. Virginia (43) {51} (Cactus, 2016) (57 comp.)
 102 Texas Tech (45) {60} vs. CAL (31) {42} (Holiday, 2004) (63 comp.)

Most Pass Completions (Followed by Comp.-Att.-Int. and Yardage)

41 ORE (20) vs. Penn State (38) (Rose, 1995) (41-61-2, 456 yds)
 39 WSU (17) vs. Michigan State (42) (Holiday, 2017) (39-50-1, 272)
 37 WSU (45) vs. Colorado State (48) (New Mexico, 2013) (37-58-1, 410)
 36 WASH (23) vs. Ohio State (28) (Rose, 2019) (36-5-0, 315)

Most Pass Completions, Both Teams

68 WSU (45) {37} vs. Colorado State (48) {31} (New Mexico, 2013) (109 att.)
 64 WASH (43) {27} vs. Texas (47) {37} (Holiday, 2001) (109 att.)
 63 Texas Tech (45) {39} vs. CAL (31) {24} (Holiday, 2004) (102 att.)
 61 Penn State (38) {20} vs. ORE (20) {41} (Rose, 1995) (92 att.)
 61 WASH (23) {55} vs. Ohio State (28) {37} (Rose, 2019) (92 att.)

Most Passing Yards (Followed by Comp.-Att.-Int.)

492 WSU (31) vs. Utah (28) (Copper, 1992) (32-48-1)
 467 CAL (55) vs. Air Force (36) (Armed Forces, 2015) (25-37-0)
 467 ASU (45) vs. Rutgers (40) (Insight, 2005) (23-35-0)
 456 Colorado (51) vs. ORE (43) (Aloha, 1998) (24-46-2)

Most Passing Yards, Both Teams

950 ASU (42) {418} vs. W. Virginia (43) {532} (Cactus, 2016) (103 att.)
 841 ASU (45) {467} vs. Rutgers (40) {374} (Insight, 2005) (73 att.)
 808 WSU (31) {492} vs. Utah (28) {316} (Copper, 1992) (88 att.)
 792 CAL (52) {394} vs. Virginia Tech (49) {398} (Insight, 2003) (71 att.)
 779 WSU (45) {410} vs. Colorado State (48) {369} (New Mexico, 2013) (109 att.)

Most Passes Had Intercepted

6 Southern Methodist (0) vs. STAN (7) (Rose, 1936)

Highest Completion Percentage (Minimum 10 Attempts)

.871 STAN (38) vs. Okla. State (41), (Fiesta, 2012) (27-of-31, 347 yds)
 .850 ASU (62) vs. Navy (28), (Kraft, 2012) (17-of-20, 267 yds)
 .800 USC (38) vs. Penn State (24) (Rose Bowl, 2009) (28-of-35, 413 yds)
 .792 CAL (45) vs. Texas A&M (10) (Holiday, 2006) (19-of-24, 235 yds)
 .792 UTAH (45) vs. Ohio State (48) (Rose, 2022) (19-of-24, 237 yds)

Most Yards Per Attempt (Minimum 10 Attempts)

21.7 USC (47) vs. Pittsburgh (14) (Rose, 1930) (13 for 282 yards)

Most Yards Per Completion (Minimum 8 Completions)

35.2 USC (47) vs. Pittsburgh (14) (Rose, 1930) (8 for 282 yards)

Fewest Passing Yards (Followed by Comp.-Att.-Int.)

0 CAL (0) vs. Washington & Jefferson (0) (Rose, 1922)
 0 ORE (6) vs. Harvard (7) (Rose, 1920)

RUSHING

Most Net Rushing Yards

423 UCLA (31) vs. Brigham Young (10) (Freedom, 1986) (49 attempts)

Most Net Rushing Yards, Both Teams

864 USC (47) {378} vs. Texas A&M (28) {486}, (Bluebonnet, 1977) (122 att.)

Highest Rushing Average (Minimum 30 Attempts)

8.63 UCLA (31) vs. BYU (10) (Freedom, 1986), (49 for 423 yards)
 8.62 ORE (45) vs. Wisconsin (35) (Rose, 2011), (40 for 345)
 8.5 UCLA (40) vs. Kansas State (35) (Alamo, 2015) (39 for 331)
 8.2 ORE (56) vs. South Florida (21), (Sun, 2007) (43 for 353)

PUNT RETURNS

Most Punt Returns

7 ASU (27) vs. Kansas State (34) (Holiday, 2002)
 7 Stanford (38) vs. Michigan State (0) (Sun, 1996)

Most Punt Return Yards

124 CAL (37) vs. Clemson (13) (Florida Citrus, 1992) (5 returns)
 124 WASH (44) vs. Wisconsin (8) (Rose, 1960) (4 returns)

Highest Punt Return Average (Minimum 3 Returns)

32.0 UCLA (27) vs. New Mexico (13) (Las Vegas, 2002) (3 for 96 yards)
 31.0 WASH (44) vs. Wisconsin (8) (Rose, 1960) (4 for 124)

KICKOFF RETURNS

Most Kickoff Returns

9 WASH (56) vs. Baylor (67) (Alamo, 2011) (20.6 avg)
 9 ASU (34) vs. Texas (52) (Holiday, 2007) (18.6 avg)

Most Kickoff Return Yards

259 UCLA (14) vs. Illinois (45) (Rose, 1947) (8 returns)
 222 UTAH (45) vs. Ohio State (48) (Rose, 2022) (8 returns)
 214 ASU (42) vs. W. Virginia (43) (Cactus, 2016) (7 returns)
 211 USC (45) vs. Nebraska (42) (Holiday, 2014) (8 returns)
 207 CAL (38) vs. Navy (42) (Aloha, 1996) (7 returns)
 201 ORE (42) vs. Oklahoma State (31) (Holiday, 2008) (6 returns)

Highest Kickoff Return Average (minimum 3 Returns)

56.0 WASH (31) vs. BYU (16) (Fight Hunger, 2013) (3 for 168 yards)
 44.7 ASU (36) vs. Duke (31) (Sun, 2014) (3 for 134 yds)
 41.0 ORE (35) vs. Kansas State (17) (Fiesta, 2013) (4 for 164 yds)
 38.3 UTAH (30) vs. Georgia Tech (27) (Sun, 2011) (3 for 115 yds)
 37.4 ASU (24) vs. Boise State (56) (Las Vegas, 2011) (5 for 187)

SCORING

Most Touchdowns

9 ASU (62) vs. Navy (28) (Kraft, 2012) (5 rush, 4 pass)
 8 Oregon (59) vs. Florida State (20) (Rose, 2015) (5 rush, 4 pass, 1 ret)
 8 WASH (56) vs. Baylor (67) (Alamo, 2011) (4 rush, 4 pass)

Most Touchdowns, Both Teams

17 WASH (56) (8) vs. Baylor (67) (9) (Alamo, 2011)
 14 CAL (52) {7} vs. Virginia Tech (49) {7} (Insight, 2003)
 13 USC (52) {6} vs. Penn State (49) {7} (Rose, 2017)
 13 ASU (62) {9} vs. Navy (28) {4} (Kraft, 2012)
 12 3 times, most recent: CAL (55) vs. Air Force (36) (Armed Forces, 2015)

Most Touchdowns Rushing

5 8 times, last: WASH (44) vs. So. Miss (31) (Heart of Dallas, 2015)

Most Touchdowns Rushing, Both Teams

12 WASH (56) {4} vs. Baylor (67) {8} (Alamo, 2011)
 9 USC (38) {4} vs. Texas (41) {5} (Rose, 2006)
 8 ORE (42) {5} vs. Oklahoma State (31) {33} (Holiday, 2008)
 8 CAL (52) {5} vs. Virginia Tech (49) {3} (Insight, 2003)
 8 ARIZ (45) {4} vs. New Mexico (37) {4} (New Mexico, 2015)



Most Touchdowns Passing

- 6 CAL (55) vs. Air Force (36) (Armed Forces, 2015)
- 6 WSU (45) vs. Colorado State (48) (New Mexico, 2013)
- 5 ARIZ (35) vs. Purdue (38) (Foster Farms, 2017)
- 5 USC (52) vs. Penn State (49) (Rose, 2016)
- 5 USC (55) vs. Oklahoma (19) (Orange, 2005)
- 5 USC (55) vs. Texas Tech (14) (Cotton, 1995)

Most Touchdowns Passing, Both Teams

- 9 ARIZ (35) {5} vs. Purdue (38) {4} (Holiday, 2017)
- 9 USC (52) {5} vs. Penn State (49) {4} (Rose, 2017)
- 9 ASU (42) {4} vs. West Virginia (43) {5} (Cactus, 2016)
- 8 CAL (55) {6} vs. Air Force (36) {2} (Armed Forces, 2015)
- 8 WSU (45) {6} vs. Colorado State (48) {2} (New Mexico, 2013)
- 7 4 times, last: OSU (39) {4} vs. Missouri (38) {3} (Sun, 2006)

Most Points, Winning Team

- 62 ASU vs. Navy (28) (Kraft, 2012)
- 59 ORE vs. Florida State (20) (Rose, 2015)
- 56 ORE vs. South Florida (21) (Sun, 2007)
- 55 4 times, last: CAL vs. Air Force (36) (Armed Forces, 2015)

Most Points, Losing Team

- 56 WASH vs. Baylor (67) (Alamo, 2011)
- 45 UTAH vs. Ohio State (48) (Rose, 2022)
- 45 WSU vs. Colorado State (48) (New Mexico, 2013)
- 43 WASH vs. Texas (47) (Holiday, 2001)
- 43 ORE vs. Colorado (51) (Aloha, 1998)

Most Points, Both Teams

- 123 WASH (56) vs. Baylor (67) (Alamo, 2011)
- 101 USC (52) vs. Penn State (49) (Rose, 2017)
- 101 CAL (52) vs. Virginia Tech (49) (Insight, 2003)
- 94 Colorado (51) vs. ORE (43) (Aloha, 1998)

Largest Margin of Victory

- 41 OSU (55) vs. New Mexico (14) (Las Vegas, 2003)
- 41 USC (55) vs. Texas Tech (14) (Cotton, 1995)

Fewest Points, Winning Team

- 3 OSU vs. Pittsburgh (0) (Sun, 2008)
- 6 UCLA vs. Illinois (3) (John Hancock, 1991)

Fewest Points, Both Teams

- 0 CAL (0) vs. Washington & Jefferson (0) (Rose, 1922)

Most Points Scored In One Half

- 41 ORE (59) vs. Florida State (20) (Rose, 2015) (2nd half)
- 38 ORE (56) vs. South Florida (21) (Sun, 2007) (2nd half)
- 38 USC (55) vs. Oklahoma (19) (Orange, 2005) (1st half)

Most Points Scored In One Half, Both Teams

- 64 WASH (56) [21] vs. Baylor (67) [43] (Alamo, 2011) (2nd half)
- 64 Kansas (51) vs. UCLA (30) [30] (Aloha, 1995) (2nd half)
- 56 ORE (45) [28] vs. Wisconsin (38) [28] (Rose, 2012) (1st half)
- 59 ARIZ (49) [28] vs. Nevada (48)[31] (New Mexico, 2012) (1st half)
- 58 WSU (45) [35] vs. Colorado State (48) [23] (New Mexico, 2013) (1st half)

Most Points Scored In One Quarter

- 29 OSU (41) vs. Notre Dame (9) (Fiesta, 2000) (3rd qtr)
- 28 ASU (62) vs. Navy (28) (Kraft, 2012) (3rd qtr)
- 28 WASH (56) vs. Baylor (67) (Alamo, 2011) (2nd qtr)
- 28 ORE (56) vs. South Florida (21) (Sun, 2007) (3rd qtr)
- 28 USC (55) vs. Texas Tech (14) (Cotton, 1995) (1st qtr)

Most Points Scored In One Quarter, Both Teams

- 43 WASH (56) [14] vs. Baylor (67) [29] (Alamo, 2011) (3rd qtr)
- 42 ASU (31) [21] vs. N.C. State (52) [21] (Sun, 2017) (4th qtr)
- 37 WASH (43) [23] vs. Texas (47) [14] (Holiday, 2001) (2nd qtr)
- 37 Kansas (51) [14] vs. UCLA (30) [23] (Aloha, 1995) (4th qtr)
- 36 USC (52) [8] vs. Penn State (49) [28] (Rose, 2017) (3rd qtr)

FIRST DOWNS

Most First Downs

- 36 ASU (62) vs. Navy (28) (Kraft, 2012)
- 33 USC (52) vs. Penn State (49) (Rose, 2017)
- 33 ASU (45) vs. Rutgers (40) (Insight, 2005)
- 31 UCLA (16) vs. Wisconsin (21) (Rose 1994)
- 31 Arizona (49) vs. Nevada (48) (New Mexico, 2012)

Most First Downs, Both Teams

- 70 ARIZ (49) [31] vs. Nevada (48) [39] (New Mexico, 2012)
- 60 USC (38) [30] vs. Texas (41) [30] (Rose, 2006)
- 59 WASH (56) [26] vs. Baylor (67) [33] (Alamo, 2011)
- 58 ORE (59) [30] vs. Florida State (20) [28] (Rose, 2015)

Most First Downs Passing

- 24 OSU (39) vs. Missouri (38) (Sun, 2006)
- 23 USC (52) vs. Penn State (49) (Rose, 2017)
- 21 WSU (45) vs. Colorado State (48) (New Mexico, 2013)
- 21 ASU (45) vs. Rutgers (40) (Insight, 2005)
- 21 USC (41) vs. Northwestern (32) (Rose, 1996)

Most First Down Passing, Both Teams

- 37 ASU (42) [2] vs. West Virginia (43) [29] (Cactus, 2016)
- 37 OSU (39) [24] vs. Missouri (38) [13] (Sun, 2006)
- 37 ASU (45) [21] vs. Rutgers (40) [16] (Insight, 2005)

Most First Downs Rushing

- 21 ASU (62) vs. Navy (28) (Holiday 2012)
- 18 UCLA (50) vs. Northwestern (38) (Sun, 2005)
- 17 OSU (21) vs. Maryland (14) (Emerald, 2007)
- 17 ORE (59) vs. Florida State (20) (Rose, 2015)

Most First Downs By Penalty

- 5 CAL (35) vs. Illinois (20) (Redbox, 2019)
- 5 ARIZ (13) vs. Utah (16) (Freedom, 1994)
- 5 WASH (34) vs. Florida (7) (Freedom, 1989)

PUNTING

Highest Punting Average (Minimum 5 Punts)

- 53.9 USC (7) vs. Wisconsin (0) (Rose, 1953) (8 for 431 yards)
- 50.2 ORE (17) vs Oklahoma State (38) (Seattle, 2002) (6 for 301)
- 49.8 STAN (20) vs. Michigan State (24) (Rose, 2014) (5 for 249)
- 49.6 STAN (26) vs. North Carolina (24) (Sun, 2016) (5 for 248)
- 49.5 UTAH (35) vs. BYU (28) (Las Vegas, 2015) (6 for 297)
- 49.5 UTAH (30) vs. Georgia Tech (27) (Sun, 2011) (8 for 396)

FUMBLES

Most Fumbles

- 7 USC (7) vs. Ohio State (20) (Rose, 1995) (lost 3)

Most Fumbles, Both Teams

- 10 Illinois (17) [5] vs. WASH (7) [5] (Rose, 1964) (lost 6)

Most Fumbles Lost

- 5 UCLA (16) vs. Wisconsin (21) (Rose, 1994) (5 fumbles)

Most Fumbles Lost, Both Teams

- 7 Michigan State (28) [4] & UCLA (20) [3] (Rose, 1954) (8 fumbles)

PENALTIES

Most Penalties

- 19 ORE (41) vs. Air Force (13) (Las Vegas, 1997) (166 yards)
- 18 OSU (41) vs. Notre Dame (9) (Fiesta, 2000) (174 yards)
- 18 WSU (31) vs. Utah (28) (Copper, 1992) (136 yds)
- 15 WSU (10) vs. Baylor (3) (Alamo, 1994) (110 yards)
- 15 UCLA (40) vs. Kansas State (35) (Alamo, 2015) (128 yards)

Most Penalties, Both Teams

- 26 ORE (41)[19] vs. Air Force (13) [7] (Las Vegas, 1997)(223 yds)
- 25 OSU (41) [18] vs. Notre Dame (9) [7] (Fiesta, 2000) (216 yds)
- 25 WSU (31) [18] vs. Utah (28) [7] (Copper, 1992) (191 yds)
- 24 Michigan (33) [15] vs. UCLA (14) [9] (Bluebonnet, 1981) (242 yds)
- 23 2 times, last: OSU (55) [10] vs. New Mexico (14) [13] (Insight, 2003) (197 yds)

Most Yards Penalized

- 174 OSU (41) vs. Notre Dame (9) (Fiesta, 2000) (18 penalties)
- 166 ORE (41) vs. Air Force (13) (Las Vegas, 1997) (19 penalties)

Most Yards Penalized, Both Teams

- 242 Michigan (33) [148] vs. UCLA (14) [94] (Bluebonnet, 1981)
- 226 OSU (17) [138] vs. Hawai'i (23) [88] (O'ahu, 1999)
- 223 ORE (41) [166] vs. Air Force (13) [57] (Las Vegas, 1997)

MISCELLANEOUS RECORDS

Scoreless Ties

- 1922 CAL 0, Washington & Jefferson, 0 (Rose)

Tie Games (Not Scoreless)

- 1985 ARIZ 13, Georgia 13 (Sun); 1978 Arkansas 10, UCLA 10 (Fiesta)
- 1927 Alabama 7, STAN 7 (Rose); 1924 Navy 14, WASH 14 (Rose)

Pac-12 Selections in the NFL Draft – Year-By-Year (Starting 1936 – only conference members during year of draft). First number corresponds to the round in which the player was drafted, the second is the overall number in the draft.

1936 (9 rounds – 14 players)

- 2/11 Keith Topping, E, STAN – Boston
- 2/17 Chuck Cheshire, B, UCLA – Detroit
- 3/19 Wes Muller, C, STAN – Philadelphia
- 3/21 Bobby Grayson, B, STAN – Pittsburgh
- 4/33 Jeep Brett, E, WSU – Chicago Cardinals
- 4/34 Theron Ward, B, Idaho – Green Bay
- 5/41 Stan Riordan, E, ORE – Chicago Cardinals
- 6/47 Larry Lutz, T, CAL – Boston
- 6/50 Ted Christofferson, B, WSU – Chicago
- 6/52 Bob Reynolds, T, STAN – Green Bay
- 8/67 Bob Hamilton, B, STAN – Brooklyn
- 8/69 Ross Carter, G, ORE – Chicago Cardinals
- 9/76 Monk Moscrip, E, STAN – Brooklyn
- 9/77 Niels Larsen, T, STAN – Chicago Cardinals

1937 (10 rounds – 12 players)

- 1/2 Ed Goddard, B, WSU – Brooklyn
- 3/22 Max Starcevic, G, WASH – Brooklyn
- 4/40 John Wiatrak, C, WASH – Cleveland Rams
- 5/46 Chuck Bond, T, WASH – Washington
- 6/56 Jimmie Cain, B, WASH – Washington
- 6/58 Del Bjork, T, ORE – Chicago
- 7/62 Fred Funk, B, UCLA – Brooklyn
- 7/65 By Haines, HB, WASH – Pittsburgh
- 9/82 Ed Nowogroski, B, WASH – Brooklyn
- 9/84 Dwight Scheyer, T, WSU – NY Giants
- 10/93 Gil Kuhn, T, USC – Brooklyn
- 10/97 Kay Bell, T, WSU – Detroit

1938 (12 rounds – 14 players)

- 1/10 Joe Gray, B, OSU – Chicago
- 2/15 Milt Popovich, B, Montana – Chicago Cardinals
- 3/24 Sam Chapman, B, CAL – Washington
- 4/26 Vic Markov, T, WASH – Cleveland Rams
- 4/27 John Meek, B, CAL – Philadelphia
- 4/30 Bob Herwig, C, CAL – Chicago Cardinals
- 6/43 Perry Schwartz, E, CAL – Brooklyn
- 7/56 Paul Szakash, E, Montana – Detroit
- 7/60 Frank Ramsey, T, OSU – Chicago
- 8/63 Len Noyes, G, Montana – Brooklyn
- 9/72 Elmer Kolberg, HB, OSU – Philadelphia
- 10/88 Bob Grimstead, T, WSU – NY Giants
- 11/91 Al Hoptowitz, T, WSU – Cleveland Rams
- 11/99 Dick Johnston, E, WASH – Washington

1939 (22 rounds – 17 players)

- 2/14 Chuck Newton, FB, WASH – Philadelphia
- 4/30 Vic Bottari, B, CAL – Brooklyn
- 6/47 Joe Wendlick, E, OSU – Detroit
- 6/48 Dave Anderson, B, CAL – Washington
- 8/67 Dick Trzuskowski, T, Idaho – Detroit
- 8/70 Pete Zagar, T, STAN – NY Giants
- 10/87 Ray George, T, USC – Detroit
- 10/88 Jimmy Johnston, B, WASH – Washington
- 11/97 Tony Calvelli, C, STAN – Detroit
- 11/100 Merl Miller, B, WASH – NY Giants
- 12/106 Hal Roise, B, Idaho – Chicago
- 13/117 Prescott Hutchins, G, OSU – Detroit
- 13/118 Steve Slivinski, G, WASH – Washington
- 14/123 John Ryland, C, UCLA – Cleveland Rams
- 14/127 Art Means, G, WASH – Detroit
- 14/128 Bob Hoffman, B, USC – Washington
- 16/147 Bill Lazetich, WB, Montana – Detroit
- 16/148 Dick Farman, G, WSU – Washington
- 17/159 John Yerby, E, ORE – Green Bay
- 18/168 Boyd Morgan, B, USC – Washington
- 18/170 Will Dolman, E, CAL – NY Giants
- 19/172 Frank Peters, E, WASH – Pittsburgh
- 19/177 Tony Tonelli, C, USC – Detroit

- 19/180 Bill Paulman, B, STAN – NY Giants
- 20/181 Tom Sheldrake, E, WASH – Pittsburgh
- 21/191 Aldo Forte, G, Montana – Chicago
- 22/198 Al Cruver, B, WSU – Washington

1940 (22 rounds – 23 players)

- 1/6 Doyle Nave, B, USC – Detroit
- 1/10 Grenny Lansdell, HB, USC – NY Giants
- 3/21 Bill Fisk, E, USC – Detroit
- 4/28 Elbie Schultz, T, OSU – Philadelphia
- 5/32 Frank Emmons, B, ORE – Philadelphia
- 5/36 Harry Smith, T, USC – Detroit
- 6/41 Vic Reginato, E, ORE – Chicago Cardinals
- 6/50 Lou Smith, B, CAL – NY Giants
- 7/56 Bob Winslow, DE, USC – Detroit
- 9/72 Don Jones, B, WASH – Philadelphia
- 9/77 Hampton Pool, E, STAN – Chicago
- 9/78 Bob Hoffman, B, USC – Washington
- 11/97 Lee Artoe, T, CAL – Chicago
- 11/98 Howard Stoecker, T, USC – Washington
- 12/101 Stan Andersen, T, STAN – Chicago Cardinals
- 12/109 Phil Gaspar, T, USC – Green Bay
- 13/119 Ambrose Schindler, B, USC – Green Bay
- 14/130 Bob Smith, B, ORE – NY Giants
- 16/144 Dennis Donovan, B, ORE – Brooklyn
- 16/145 Morris Kohler, B, OSU – Cleveland Rams
- 17/156 Johnny Hackenbruck, T, OSU – Detroit
- 18/168 Jay Graybeal, B, ORE – Washington
- 19/180 Cecil Walden, G, ORE – NY Giants

1941 (20 rounds – 21 players)

- 1/3 Norm Standlee, FB, STAN – Chicago
- 1/4 Rudy Mucha, G, WASH – Cleveland Rams
- 1/8 Dean McAdams, TB, WASH – Brooklyn
- 3/19 Jay MacDowell, T, WASH – Cleveland Rams
- 3/23 Hugh Gallarneau, HB, STAN – Chicago
- 5/33 Vic Sears, T, OSU – Pittsburgh
- 5/34 Chet Haliski, B, ORE – Cleveland Rams
- 5/40 Jim Stuart, T, ORE – Washington
- 6/44 Jim Kisselburgh, B, OSU – Cleveland Rams
- 7/60 Al Krueger, HB, USC – Washington
- 8/67 Len Younce, G, OSU – NY Giants
- 9/76 Ben Sohn, G, USC – NY Giants
- 11/91 Marshall Stenstrom, B, ORE – Philadelphia
- 11/92 Jack Sommers, C, UCLA – Chicago Cardinals
- 11/96 Bobby Peoples, B, USC – NY Giants
- 12/110 Jack Banta, HB, USC – Washington
- 14/124 Bill Elmore, B, CAL – Cleveland Rams
- 14/126 Del Lyman, T, UCLA – Green Bay
- 16/150 Ken Dow, FB, OSU – Washington
- 19/175 Len Isberg, B, ORE – Detroit
- 20/187 Earl Stone, C, WSU – NY Giants

1942 (22 rounds – 19 players)

- 1/3 Pete Kmetovic, HB, STAN – Philadelphia
- 1/7 Bobby Robertson, C, USC – Brooklyn
- 1/10 Frankie Albert, QB, STAN – Chicago
- 2/13 Vic Lindskog, C, STAN – Philadelphia
- 3/20 Bob Dethman, B, OSU – Detroit
- 3/22 Curt Mecham, TB, ORE – Brooklyn
- 3/24 Ray Frankowski, G, WASH – Green Bay
- 5/34 Rob Reinhard, T, CAL – Chicago Cardinals
- 6/43 Earl Younglove, E, WASH – Philadelphia
- 7/53 Billy Sewell, B, WSU – Philadelphia
- 8/63 Bill Halverson, T, OSU – Philadelphia
- 8/66 George Peters, B, OSU – Washington
- 10/81 Ernie Steele, HB, WASH – Pittsburgh
- 10/82 Bob deLauer, C, USC – Cleveland Rams
- 10/83 Jack Stackpool, FB, WASH – Philadelphia
- 12/103 Fred Meyer, E, STAN – Philadelphia
- 17/153 Arnie Meiners, E, STAN – Philadelphia
- 19/172 Bill Regner, E, ORE – Cleveland Rams
- 20/182 Gene Conley, T, WASH – Cleveland Rams

1943 (32 rounds – 14 players)

(Montana, Idaho, STAN, ORE, OSU and WSU were not

- members)
- 7/52 Walt Harrison, C, WASH – Philadelphia
- 7/58 Ken Snelling, FB, UCLA – Green Bay
- 8/63 John Ferguson, E, CAL – Brooklyn
- 9/75 Al Solari, B, UCLA – Cleveland Rams
- 9/78 Norm Verry, T, USC – Green Bay
- 9/79 Jim Jurkovich, B, CAL – Chicago
- 17/158 Ron Thomas, G, USC – Green Bay
- 18/162 Bob Friedman, T, WASH – Philadelphia
- 20/183 Bill Bledsoe, E, USC – Brooklyn
- 20/185 Carl Falk, T, WASH – Cleveland Rams
- 22/205 Mark McCorkle, B, WASH – Cleveland Rams
- 27/251 Chuck Fears, T, UCLA – Detroit
- 27/258 Pete Susick, B, WASH – Green Bay
- 31/293 Brunel Christensen, T, CAL – Green Bay

1944 (32 rounds – 21 players)

(Montana, Idaho, STAN, ORE, OSU and WSU were not members)

- 3/19 Ralph Heywood, E, USC – Detroit
- 3/23 Earl Audet, T, USC – Washington
- 5/42 Bob Waterfield, QB, UCLA – Cleveland Rams
- 6/49 Mickey McCardle, B, USC – Green Bay
- 7/60 Jack Tracy, E, WASH – Green Bay
- 8/74 George Phillips, LB, UCLA – Philadelphia
- 8/76 Bob Musick, B, USC – Boston
- 12/112 Jack Lescoulie, G, UCLA – Detroit
- 12/118 Earle Parsons, HB, USC – Philadelphia
- 13/130 Bob Erickson, B, WASH – Cleveland Rams
- 16/155 Doug Essick, E, USC – Brooklyn
- 16/163 John Aguirre, T, USC – Cleveland Rams
- 18/177 Don Willer, T, USC – Brooklyn
- 19/188 Howard Callanan, B, USC – Brooklyn
- 19/191 Neil Brooks, B, Washington – NY Giants
- 20/204 Dave Brown, E, UCLA – Washington
- 20/205 Paul Taylor, B, USC – Chicago
- 23/234 Milt Smith, DB, UCLA – Philadelphia
- 23/237 Bill Reinhard, B, CAL – Washington
- 23/238 Dick Jamison, T, USC – Chicago
- 25/254 Dick Manning, B, USC – Brooklyn

1945 (32 rounds – 33 players)

- 1/8 Jim Hardy, QB, USC – Washington
- 3/17 Cecil Gray, C, ORE – Boston
- 4/31 Don Deeks, T, WASH – Boston
- 5/37 Roger Harding, C, CAL – Cleveland Rams
- 5/38 George Bujan, C, ORE – Washington
- 8/67 John Dodds, G, CAL – Boston
- 8/74 Sam Robinson, B, WASH – Philadelphia
- 9/83 Bill Mayther, C, ORE – Chicago
- 10/97 Vic Smith, B, UCLA – NY Giants
- 11/103 Tom Fears, E, UCLA – Cleveland Rams
- 12/116 Jack Boyd, B, UCLA – Chicago
- 13/129 Bill Chambers, G, UCLA – Philadelphia
- 15/150 Eddie Saenz, HB, USC – Washington
- 16/164 Harry Pieper, C, CAL – Green Bay
- 17/166 Arnie Weinmeister, DT, WASH – Boston
- 18/184 Quentin Klenk, T, USC – Philadelphia
- 20/203 Bill Shipkey, B, STAN – Washington
- 21/213 Leroy Erickson, B, ORE – Cleveland Rams
- 22/221 Don Malmberg, B, UCLA – Pittsburgh
- 22/229 Vern Oliver, C, WSU – NY Giants
- 23/232 Wally Crittenden, B, USC – Boston
- 23/241 Bob Gilmore, B, WASH – Green Bay
- 24/249 Jim McCurdy, C, STAN – Washington
- 25/255 Jerry Whitney, B, USC – Boston
- 25/261 Bob Hall, E, STAN – Philadelphia
- 26/273 Doug Graham, T, STAN – NY Giants
- 27/275 Hal Finney, B, USC – Boston
- 28/290 Pat West, FB, USC – Cleveland Rams
- 28/292 Milford Dreblow, B, USC – Washington
- 28/296 Jim Thompson, B, WSU – Green Bay
- 29/301 Bill Davis, B, ORE – Cleveland Rams
- 29/307 Jim Evans, E, Idaho – Green Bay
- 30/317 Joe Wolf, C, USC – NY Giants



1946 (32 rounds – 36 players)

- 1/7 Leo Riggs, B, USC – Philadelphia
1/9 Cal Rossi, B, UCLA – Washington
3/23 Gordon Gray, E, USC – Philadelphia
3/25 Don Samuel, DB, OSU – LA Rams
5/40 Don Paul, C, UCLA – Cleveland Rams
6/46 John Ferraro, T, USC – Green Bay
6/50 Newell Oestreich, B, CAL – LA Rams
7/54 Wendell Beard, T, CAL – Chicago
7/57 George Robotham, E, UCLA – Philadelphia
7/59 Bob Hendren, T, USC – Washington
8/67 Keith DeCoursey, B, WASH – Detroit
8/69 George Callanan, B, USC – Washington
10/89 Jake Leicht, HB, ORE – Washington
11/98 Bob Stevens, B, OSU – Detroit
13/111 Lee Lewis, B, WASH – Chicago Cardinals
13/115 Bob Reiman, B, OSU – NY Giants
13/117 John Wingender, B, WASH – Philadelphia
15/139 Harry Adelman, E, USC – Washington
15/140 Dick Lorenz, E, OSU – LA Rams
18/165 Bob Morris, HB, USC – NY Giants
19/176 Joe Bradford, C, USC – Green Bay
20/187 Don Malmberg, T, UCLA – Detroit
21/199 John Pehar, T, USC – Washington
22/205 Bill Stiers, B, UCLA – NY Giants
23/214 Al Hoisch, B, STAN – Chicago
24/226 Maurice Stacy, B, WASH – Green Bay
24/230 Bill Lippincott, B, WSU – LA Rams
26/246 John Norton, B, Washington – Green Bay
26/247 Roger Anderson, G, OSU – Detroit
27/252 John Kauffman, G, ORE – Boston
28/263 Bob Hansen, E, UCLA – Pittsburgh
29/278 Bill Agnew, B, CAL – Detroit
29/280 Jay Perrin, T, USC – LA Rams
30/283 Gail Bruce, DE, WASH – Pittsburgh
30/286 Al Sparlis, G, UCLA – Green Bay
31/294 Sarkis Takesian, B, CAL – Washington

1947 (32 rounds – 34 players)

- 1/4 Cal Rossi, B, UCLA – Washington
1/6 Ernie Case, QB, UCLA – Green Bay
3/20 Burr Baldwin, E, UCLA – Green Bay
3/21 Don Paul, LB, UCLA – LA Rams
5/32 Lloyd Merriman, B, STAN – Chicago
5/33 Gordon Gray, B, USC – LA Rams
6/39 Mike Garzoni, G, USC – Washington
6/43 Paul Evanson, T, OSU – LA Rams
7/48 Bill Gray, G, OSU – Washington
7/54 Duke Iverson, B, ORE – NY Giants
8/58 Jerry Shipkey, LB, UCLA – Pittsburgh
8/63 Bill McGovern, C, WASH – LA Rams
9/68 Roy Kurrasch, E, UCLA – Washington
11/95 Larry Hatch, B, WASH – Chicago
13/113 Mike Dimitro, G, UCLA – LA Rams
13/114 Bill Hachten, G, STAN – NY Giants
14/116 Dick Hagen, E, WASH – Detroit
14/125 Jim Turner, T, CAL – Chicago
16/141 Jim Callanan, E, USC – Green Bay
17/153 Don Hardy, E, USC – LA Rams
20/177 Darrell Waller, B, WSU – Boston
20/181 Brad Ecklund, C, ORE – Green Bay
20/183 Bernie Reiges, B, UCLA – LA Rams
21/188 Elmo Bond, T, WSU – Washington
21/193 Leon McLaughlin, C, UCLA – LA Rams
22/203 Charlie Elliott, T, ORE – LA Rams
23/211 Ron Sockolov, T, CAL – Green Bay
24/225 Gordon Berlin, C, WASH – Chicago
25/233 Bob Dal Porto, B, CAL – LA Rams
25/235 John Cunningham, E, CAL – Chicago
26/239 Francis Bacoka, E, WSU – Washington
27/252 Dick Abrams, B, WSU – Chicago Cardinals
28/261 Charley Wakefield, T, STAN – Philadelphia
29/268 Lynn Brownson, B, STAN – Washington

1948 (32 rounds – 18 players)

- 2/13 George Quist, B, STAN – Detroit

- 5/33 Jack Myers, FB, UCLA – Philadelphia
9/66 Dick Ottele, BB, WASH – NY Giants
9/67 Don Doll, DB, USC – Detroit
9/68 Bob Anderson, B, STAN – Washington
10/77 Paul Cleary, E, USC – Detroit
12/100 Atherton Phleger, T, STAN – LA Rams
14/121 Fred Provo, HB, WASH – Green Bay
15/126 Dan Garza, E, ORE – NY Giants
16/144 Don Stanton, TE, ORE – Philadelphia
19/173 Bob Hileman, C, CAL – Chicago
21/187 Dean Dill, B, USC – Detroit
23/213 Jack Swamer, B, CAL – Philadelphia
24/216 Walter McCormack, C, USC – NY Giants
25/226 Dick Wilkins, E, ORE – NY Giants
25/230 Bob Leven Hagen, G, WASH – LA Rams
27/248 Ed Watkins, T, Idaho – Washington
28/257 George Schutte, T, USC – Detroit
29/272 Frank Van Deren, E, CAL – Chicago

1949 (25 rounds – 13 players)

- 2/18 Laurie Niemi, T, WSU – Washington
4/37 Norm Van Brocklin, QB, ORE – LA Rams
7/63 Jerry Williams, DB, WSU – LA Rams
7/67 Jon Baker, DG, CAL – LA Rams
13/126 Bill Austin, G, OSU – NY Giants
13/128 Ed Henke, DE, USC – Washington
14/137 Ed Carmichael, T, OSU – LA Rams
15/148 Gene Frassetto, T, CAL – Washington
20/198 Oliver Fletcher, G, USC – Washington
21/211 Lou Futrell, B, USC – Philadelphia
22/214 John Kordick, B, USC – Green Bay
22/218 Bill Clements, E, UCLA – Washington
24/238 Jim Cullom, G, CAL – Washington

1950 (30 rounds – 35 players)

(Montana no longer a member)

- 1/13 Ken Carpenter, HB, OSU – Cleveland
3/35 Fran Poltfoot, E, WSU – Chicago Cardinals
3/40 Bob Sanders, B, ORE – Philadelphia
4/47 Don Paul, DB, WSU – Chicago Cardinals
5/61 Calr Killsgaard, T, Idaho – Chicago Cardinals
7/84 Jerry Houghton, T, WSU – Washington
8/102 Sam Nevills, T, ORE – Chicago
8/103 Woodely Lewis, DB, ORE – LA Rams
10/124 Bob Wilkinson, E, UCLA – NY Giants
10/127 Bob Celeri, QB, CAL – San Francisco
10/131 Ernie Johnson, B, UCLA – Philadelphia
11/137 Jay Roundy, B, USC – LA Rams
12/153 Don Burke, LB, USC – San Francisco
14/172 Ed Carmichael, G, OSU – NY Yankees
15/195 Ted Meland, G, ORE – Cleveland
17/214 Jim Cullom, G, CAL – Washington
18/232 Rupert Andrews, B, STAN – Chicago
19/245 Forest Klein, G, CAL – San Francisco
19/248 Darrell Robinson, E, ORE – Philadelphia
20/253 George Bayer, T, WASH – Washington
20/257 Jack Nix, E, USC – San Francisco
21/274 Marv Cross, B, WSU – Philadelphia
23/298 Jim Bird, T, USC – LA Rams
24/302 Bill DeYoung, B, STAN – NY Yankees
24/307 Bob Gambold, QB, WSU – Chicago Cardinals
24/313 Tom DeSylvia, G, OSU – Philadelphia
25/315 Steve Dotur, G, ORE – NY Yankees
26/335 Jim Powers, DB, USC – San Francisco
26/339 Rod Franz, G, CAL – Philadelphia
27/341 Chuck Olson, E, WASH – NY Yankees
27/351 Dick Gray, B, OSU – Cleveland
27/352 Bill Martin, B, USC – Philadelphia
28/360 Jerry Diehl, B, Idaho – Pittsburgh
29/373 Bill Montagne, B, CAL – Chicago Cardinals
30/387 Bob Stillwell, E, USC – San Francisco

1951 (30 rounds – 23 players)

- 2/17 Pete Schabarum, HB, CAL – San Francisco
5/58 LaVern Torgeson, LB, WSU – Detroit
9/100 Bruce Van Alstyne, E, STAN – San Francisco

- 10/121 Roland Kirkby, B, WASH – LA Rams
11/126 Bill Jessup, E, USC – San Francisco
12/137 Jim Monachino, HB, CAL – San Francisco
13/151 Volney Peters, DT, USC – Chicago Cardinals
13/155 John Thomas, E, OSU – NY Yankees
16/184 Bob White, HB, STAN – San Francisco
16/188 Hal Hatfield, E, USC – Philadelphia
16/191 Bill Fray, T, Idaho – NY Yankees
18/211 Russ Pomeroy, T, STAN – Chicago Cardinals
18/215 Bob Watson, E, UCLA – NY Yankees
18/217 Dick Daugherty, G, ORE – LA Rams
19/225 Gordy Hanson, T, WSU – Detroit
19/231 Ray Solari, G, CAL – Cleveland
21/250 King Block, B, Idaho – Detroit
21/252 Earl Stelle, B, ORE – LA Rams
24/287 James Stroschein, DE, UCLA – NY Yankees
26/304 Johnny Williams, DB, USC – Washington
27/317 Ray Lung, G, ORE – San Francisco
28/334 Howie Hansen, B, UCLA – Pittsburgh
28/335 Jim Chadband, B, Idaho – NY Yankees

1952 (30 rounds – 32 players)

- 1/2 Les Richter, LB, CAL – Dallas Texans
1/9 Hugh McElhenny, HB, WASH – San Francisco
1/11 Frank Gifford, HB, USC – NY Giants
3/32 Bill McColl, E, STAN – Chicago
3/35 Don Heinrich, QB, WASH – NY Giants
4/44 Herman Clark, G, OSU – Chicago
5/55 Jim Clark, T, OSU – Washington
6/65 Dick LemMon, B, CAL – Philadelphia
7/77 John Thomas, E, OSU – Philadelphia
7/81 Don Robison, B, CAL – San Francisco
9/105 Glen Christian, B, Idaho – San Francisco
10/116 Bill Roffler, DB, WSU – Green Bay
11/122 Pat Cannamela, LB, USC – Dallas Texans
11/131 Charlie Harris, C, CAL – NY Giants
11/133 Sam Baker, K, OSU – LA Rams
14/167 Hal Mitchell, T, UCLA – NY Giants
16/190 Bob Meyers, HB, STAN – San Francisco
16/193 Bob Hooks, E, USC – LA Rams
17/194 Dick Horn, QB, STAN – Dallas Texans
17/201 Al Baldock, USC – San Francisco
17/203 Bob Karpe, T, CAL – NY Giants
18/211 Ed Bartlett, E, CAL – Washington
19/222 Gary Kerkorian, QB, STAN – Pittsburgh
19/223 Joe Marvin, B, UCLA – Washington
21/242 Harry Hugasian, HB, STAN – Dallas Texans
22/254 Dean Schneider, B, USC – NY Giants
24/286 Ralph Kreuger, T, CAL – San Francisco
25/298 Byron Bailey, HB, WSU – Detroit
29/343 John Pappa, B, CAL – Washington
29/347 Jim Dillon, B, CAL – NY Giants
29/349 Gerry Perry, T, CAL – LA Rams
30/358 Dick Patrick, C, ORE – San Francisco

1953 (30 rounds – 39 players)

- 1/4 Johnny Olszewski, FB, CAL – Chicago Cardinals
1/7 Al Carmichael, HB, USC – Green Bay
1/9 Donn Moomaw, C, UCLA – NY Giants
1/12 Ed Barker, E, WSU – LA Rams
2/15 Jim Psaltis, DB, USC – Chicago Cardinals
2/24 Rudy Bukich, QB, USC – LA Rams
3/34 Don Johnson, HB, CAL – Philadelphia
4/50 Charlie Ane, T, USC – Detroit
5/60 Bob Van Doren, DE, USC – Cleveland
6/63 Jimmy Sears, DB, USC – Baltimore
6/70 Bob Peviani, LB, USC – NY Giants
6/72 Don Steinrunner, T, WSU – Cleveland
8/94 Doug Hogland, G, OSU – San Francisco
11/130 Al Charlton, B, WSU – San Francisco
11/134 Elmer Messenger, G, WSU – Detroit
12/144 Elmer Willhoite, G, USC – Cleveland
12/145 Chuck Doud, G, UCLA – LA Rams
13/154 Bill Earley, B, WASH – San Francisco
14/160 Dick Sprague, B, WASH – Chicago Cardinals
17/199 Bob Beal, E, CAL – Chicago

17/205 Harland Sware, LB, WSU – LA Rams
 19/219 Bill Powell, B, CAL – Baltimore
 19/229 Jack Ellena, G, UCLA – LA Rams
 22/256 Hal Lokovsek, T, WSU – Chicago Cardinals
 22/257 Ed Pucci, G, USC – Washington
 24/279 Monte Brethauer, DB, ORE – Baltimore
 25/296 Ike Jones, E, UCLA – Green Bay
 25/299 Ernie Stockert, E, UCLA – San Francisco
 26/304 Don Ringe, T, Idaho – Chicago Cardinals
 26/305 Walt Ashcraft, T, USC – Washington
 26/308 George Bozanic, B, USC – Green Bay
 26/313 Louie Yourkowski, T, WASH – LA Rams
 27/325 Lou Welsh, C, USC – LA Rams
 28/327 Joe Sabol, B, UCLA – Baltimore
 28/329 Bob Buckley, B, USC – Washington
 28/335 Tom Novikoff, B, ORE – San Francisco
 29/346 Don Stillwell, E, USC – San Francisco
 30/353 Bob Mathias, B, STAN – Washington
 30/356 Al Barry, G, USC – Green Bay

1954 (30 rounds – 30 players)

1/1 Bobby Garrett, QB, STAN – Cleveland
 3/27 George Timberlake, LB, USC – Green Bay
 3/32 Tom Nickoloff, E, USC – LA Rams
 4/44 Bill Stits, DB, UCLA – Detroit
 4/49 Howard McCants, E, WSU – Detroit
 7/74 Dave Mann, HB, OSU – Chicago Cardinals
 7/76 Wayne Berry, HB, WSU – NY Giants
 7/82 Charley Weeks, T, USC – LA Rams
 8/86 Marv Larson, QB, CAL – Chicago Cardinals
 8/91 Paul Cameron, DB, UCLA – Pittsburgh
 8/94 George Black, E, WASH – LA Rams
 8/97 Milt Davis, DB, UCLA – Detroit
 9/98 Dean Chambers, T, WASH – Chicago Cardinals
 9/100 Pete O'Garro, E, UCLA – NY Giants
 10/113 John Steinberg, E, STAN – NY Giants
 11/130 Duane Wardlow, DE, WASH – LA Rams
 11/133 Milt Schwenk, T, WSU – Detroit
 12/145 Bob Hartman, T, OSU – Detroit
 14/167 Sammy Williams, B, CAL – San Francisco
 16/183 Des Koch, B, USC – Green Bay
 17/199 Joe Fulwyler, C, OSU – Pittsburgh
 18/207 Emery Barnes, DE, ORE – Green Bay
 18/217 Norm Hayes, T, Idaho – Detroit
 20/236 Sam Morley, E, STAN – Washington
 23/274 Don Marks, B, CAL – LA Rams
 24/279 Marv Tennefoss, E, STAN – Green Bay
 29/338 Bill Albrecht, B, WASH – Chicago Cardinals
 29/349 Mel Bertrand, C, Idaho – Detroit
 30/351 Terry Campbell, B, WSU – Green Bay
 30/353 Jim Gibson, T, USC – NY Giants

1955 (30 rounds – 28 players)

1/1 George Shaw, QB, ORE – Baltimore
 2/14 Lindon Crow, DB, USC – Chicago Cardinals
 2/18 Bob Long, LB, UCLA – LA Rams
 2/24 Jim Salisbury, G, UCLA – Detroit
 4/43 Ed Fouch, T, USC – LA Rams
 4/44 Jack Patera, LB, ORE – Baltimore
 4/45 Matt Hazeltine, LB, CAL – San Francisco
 5/50 Mario Da Re, T, USC – Chicago Cardinals
 5/61 Aramis Dandoy, B, USC – Cleveland
 7/78 Hal Reeve, T, ORE – Pittsburgh
 7/79 Frank Clayton, B, USC – LA Rams
 9/103 John Witte, T, OSU – LA Rams
 10/117 Ron Ashbacher, E, OSU – San Francisco
 10/118 Talmadge Washington, B, WSU – Philadelphia
 11/127 Joe Ray, T, UCLA – LA Rams
 12/139 Jim Hanifan, E, CAL – LA Rams
 14/169 Fred Robinson, G, WASH – Cleveland
 15/178 Burdette Hess, G, Idaho – San Francisco
 16/183 Hal Norris, LB, CAL – Washington
 18/213 Ron Pheister, C, ORE – San Francisco
 19/226 John Garzoli, T, CAL – San Francisco
 23/274 Tom Gunnari, E, WSU – San Francisco
 25/297 Frank Pavich, G, USC – Philadelphia

27/317 Bob Peringer, E, WSU – Green Bay
 27/319 Bruce Nevitt, C, WSU – LA Rams
 28/333 Don Sanders, B, STAN – San Francisco
 29/340 Bing Bordier, E, USC – Washington
 30/355 Bill Toole, B, ORE – NY Giants

1956 (30 rounds – 22 players)

2/14 Leon Clarke, E, USC – LA Rams
 4/48 Jim Carmichael, E, CAL – LA Rams
 6/73 Paul Wiggan, DE, STAN – Cleveland
 7/84 Jack Morris, DB, ORE – LA Rams
 7/85 Chuck Griffith, E, USC – Cleveland
 8/94 Dick James, HB, ORE – Washington
 9/104 Gordy Duvall, B, USC – Green Bay
 10/117 Johnny Hermann, DB, UCLA – NY Giants
 11/132 Jim Decker, B, UCLA – LA Rams
 12/142 Gil Moreno, T, UCLA – Washington
 16/192 Arnie Pelluer, E, WSU – LA Rams
 17/202 Tom Adams, E, UCLA – Chicago
 18/210 Jim Brown, G, UCLA – Chicago Cardinals
 19/226 John Smith, B, UCLA – Chicago
 22/265 Sam Brown, B, UCLA – Cleveland
 23/267 Mike Monroe, B, WASH – San Francisco
 23/276 Al Paulson, B, WSU – LA Rams
 25/301 Bob Davenport, B, UCLA – Cleveland
 26/312 Hardiman Cureton, T, UCLA – LA Rams
 27/315 Jerry Gustafson, QB, STAN – San Francisco
 28/328 Jerry Drew, B, CAL – San Francisco
 29/338 Doug Peters, B, UCLA – Detroit

1957 (30 rounds – 21 players)

1/2 Jon Arnett, HB, USC – LA Rams
 1/3 John Brodie, QB, STAN – San Francisco
 2/20 Don Shinnick, LB, UCLA – Baltimore
 3/27 Goerge Strugar, DT, WASH – LA Rams
 3/37 Ronnie Knox, QB, UCLA – Chicago
 4/42 Paul Camera, E, STAN – Cleveland
 5/51 Dean Derby, DB, WASH – LA Rams
 5/56 Karl Rubke, LB, USC – San Francisco
 5/57 Dick Enright, G, USC – LA Rams
 6/67 Harley Martin, T, CAL – Cleveland
 8/87 George Belotti, C, USC – Green Bay
 9/106 Don McCumby, T, WASH – Chicago Cardinals
 11/129 Dick Foster, T, Idaho – Washington
 12/138 Vern Ellison, G, OSU – Pittsburgh
 18/207 Credell Green, B, WASH – Green Bay
 18/214 Hal Smith, DT, UCLA – Chicago Cardinals
 21/243 Pat Pinkston, E, UCLA – LA Rams
 24/283 Allen Napoleon, B, STAN – Cleveland
 27/314 Frank Hall, B, USC – Philadelphia
 30/359 Sam Wesley, B, OSU – Chicago
 30/360 Don Gest, E, WSU – NY Giants

1958 (30 rounds – 25 players)

2/17 Proverb Jacobs, T, CAL – Philadelphia
 2/22 Bob Newman, B, WSU – San Francisco
 3/30 Jim Jones, DB, WASH – LA Rams
 4/39 Jerry Kramer, G, Idaho – Green Bay
 4/45 Wayne Walker, LB, Idaho – Detroit
 5/51 Joe Francis, QB, OSU – Green Bay
 5/57 Dick Day, T, WASH – NY Giants
 6/71 Henry Schmidt, DT, USC – San Francisco
 9/100 Mike Henry, LB, USC – Pittsburgh
 11/127 Larry Aldrich, E, Idaho – Pittsburgh
 12/136 Jack Crabtree, B, ORE – Philadelphia
 14/163 Bill Mason, B, UCLA – LA Rams
 14/166 C.R. Roberts, FB, USC – NY Giants
 16/183 Wade Patterson, E, Idaho – Chicago Cardinals
 17/205 Walt Gurasich, G, USC – Detroit
 18/216 Alvin Johnson, T, Idaho – Cleveland
 20/231 Jim Matheny, C, UCLA – Chicago Cardinals
 21/243 Jerry Kershner, T, ORE – Green Bay
 22/259 Bill Steiger, E, WSU – LA Rams
 23/274 Phil Parslow, B, UCLA – Baltimore
 23/276 Dan Verhey, T, WSU – Cleveland
 26/302 Esker Harris, G, UCLA – Green Bay

26/311 Hillard Hill, E, USC – San Francisco
 27/321 Dick Bronson, T, USC – NY Giants
 28/326 Dave Crowell, G, WSU – Green Bay

1959 (30 rounds – 14 players)

(Idaho no longer a member)
 (Oregon, Oregon State, Wash. State not members)
 4/41 Monte Clark, T, USC – San Francisco
 9/106 Kirk Wilson, B, UCLA – Cleveland
 13/149 Jim Steffen, DB, UCLA – Detroit
 17/199 Bill Leeka, T, UCLA – Pittsburgh
 18/209 Joe Kapp, QB, CAL – Washington
 18/211 John Seinturier, T, USC – Pittsburgh
 19/225 Chris Plain, T, STAN – Chicago
 21/246 Luther Carr, B, WASH – San Francisco
 24/282 Craig Chudy, E, UCLA – San Francisco
 26/303 Joe Chuha, C, USC – Chicago Cardinals
 26/310 Frank Doretti, C, CAL – NY Giants
 28/330 Mike McCluskey, B, WASH – San Francisco
 28/333 Rafer Johnson, B, UCLA – LA Rams
 30/357 Don Millich, B, WASH – LA Rams

1960 (20 rounds – 11 players)

(Oregon, Oregon State, Wash. State not members)
 1/10 Ron Mix, T, USC – Baltimore
 5/57 Dick Norman, QB, STAN – Chicago Bears
 6/71 Al Bansavage, LB, USC – Baltimore
 7/81 John Wilkins, T, USC – Philadelphia
 8/85 Wayne Crow, HB, CAL – St. Louis
 9/97 Marv Luster, E, UCLA – LA
 9/105 Chris Burford, SE, STAN – Cleveland
 10/113 Paul Oglesby, T, UCLA – St. Louis
 13/155 Dean Hinshaw, T, STAN – San Francisco
 17/201 Jim Hanna, E, USC – Chicago Bears
 20/237 Angelo Coia, SE, USC – Chicago Bears

1961 (20 rounds – 13 players)

(Oregon, Oregon State, Wash. State not members)
 1/4 Marlin McKeever, LB, USC – LA
 1/6 Jimmy Johnson, DB, UCLA – San Francisco
 1/11 Billy Kilmer, QB, UCLA – San Francisco
 4/46 Ben Davidson, DE, WASH – NY Giants
 4/53 Dan Ficca, G, USC – Philadelphia
 6/76 George Fleming, HB, WASH – Chicago Bears
 6/82 Lee Folkins, TE, Washinton – Green Bay
 7/88 Bobby Smith, DB, UCLA – LA
 10/140 Luther Hayes, E, USC – Philadelphia
 11/148 Bill Kinnune, G, WASH – St. Louis
 13/172 Mike McKeever, G, USC – LA
 17/228 Chuck Allen, LB, WASH – LA
 20/277 Don McKeta, B, WASH – NY Giants

1962 (20 rounds – 14 players)

(Oregon, Oregon State not members)
 3/31 John Meyers, DT, WASH – LA
 3/32 Jim Bates, E, USC – Chicago Bears
 5/68 Ben Wilson, FB, USC – LA
 6/80 Mike Bundra, DT, USC – Detroit
 9/114 Marshall Shirk, T, UCLA – Minnesota
 9/126 Peter Schenck, B, WSU – Green Bay
 10/139 Jim Skaggs, G, WASH – Philadelphia
 11/145 Bob Wills, E, CAL – Pittsburgh
 12/156 Marv Marinovich, G, USC – LA
 13/176 George Pierovich, B, CAL – San Francisco
 14/189 Andy Von Sonn, LB, UCLA – Chicago Bears
 17/236 Mike Martin, T, WSU – Philadelphia
 20/268 Foster Andersen, T, UCLA – LA
 20/275 Herm McKee, B, WSU – Baltimore

1963 (20 rounds – 13 players)

(Oregon, Oregon State not members)
 1/8 Kermit Alexander, DB, UCLA – San Francisco
 2/18 Ray Mansfield, C, WASH – Philadelphia
 4/50 Hugh Campbell, E, WSU – San Francisco
 4/52 Charley Mitchell, HB, WASH – Chicago Bears
 4/56 Carlton Simons, C, STAN – Green Bay



6/81 Dave Mathieson, QB, WSU – Chicago Bears
 8/108 Frank Atkinson, DT, STAN – Pittsburgh
 9/113 Mel Profit, E, UCLA – LA
 10/132 Rod Scheyer, T, WASH – Dallas
 10/136 Bill Nelsen, QB, USC – Pittsburgh
 13/169 Al Hildebrand, T, STAN – LA
 15/205 Lynn Reade, T, USC – Cleveland
 19/258 Jim Stiger, HB, WASH – Dallas

1964 (20 rounds – 19 players)

1/5 Pete Beathard, QB, USC – Detroit
 2/17 Mel Renfro, DB, ORE – Dallas
 2/19 Hal Bedsole, TE, USC – Minnesota
 2/25 Steve Thurlow, RB, STAN – NY Giants
 2/29 Dave Wilcox, LB, ORE – San Francisco
 3/32 Willie Brown, WR, USC – LA
 8/101 Al Geverink, HB, UCLA – Dallas
 9/116 Jake Kupp, G, WASH – Dallas
 9/122 Bob Nichols, T, STAN – Pittsburgh
 11/142 Bob Berry, QB, ORE – Philadelphia
 11/154 Dick Leeuwenburg, T, STAN – Chicago
 12/162 Kenny Graham, DB, WSU – Baltimore
 12/164 Rick Sortun, G, WASH – St. Louis
 13/175 Marv Harris, LB, STAN – LA
 13/178 Glenn Baker, T, WSU – Pittsburgh
 14/196 Kent Francisco, T, UCLA – Chicago
 17/225 Ken Brusven, T, OSU – San Francisco
 18/241 Theophile Viltz, DB, USC – Dallas
 19/256 H.D. Murphy, B, ORE – Dallas

1965 (20 rounds – 11 players)

1/5 Clancy Williams, DB, WSU – LA Rams
 1/11 Craig Morton, QB, CAL – Dallas
 3/25 Jack Chapple, LB, STAN – San Francisco
 3/30 Jim Norton, DT, WASH – San Francisco
 4/34 Fred Hill, TE, USC – Philadelphia
 4/36 Bob Svihus, T, USC – Dallas
 6/49 Rich Koeper, T, OSU – Green Bay
 7/52 Junior Coffey, RB, WASH – Green Bay
 10/75 Dabe Tobey, LB, ORE – Pittsburgh
 17/105 Mike Melinkovich, DE, WASH – St. Louis
 17/106 Mitch Johnson, T, UCLA – Dallas

1966 (20 rounds – 6 players)

2/25 Gary Pettigrew, DT, STAN – Philadelphia
 8/72 Dan Golch, DT, CAL – St. Louis
 8/76 Dick Witcher, WR, UCLA – San Francisco
 10/86 Jeff Smith, LB, USC – NY Giants
 14/103 Ron Medved, DB, WASH – Philadelphia
 14/105 Denis Moore, DT, USC – Detroit

1967 (17 rounds – 27 players)

1/7 Mel Farr, RB, UCLA – Detroit
 1/16 Dave Williams, WR, WASH – St. Louis
 2/28 Bob Grim, WR, OSU – Minnesota
 2/37 Rich Sheron, WSU – NY Jets
 3/73 Rocky Freitas, T, OSU – Pittsburgh
 4/89 Ray May, LB, USC – Pittsburgh
 4/95 Tom Greenlee, WASH – Chicago
 5/108 Don McCall, RB, USC – New Orleans
 5/109 Dave Lewis, QB, STAN – NY Giants
 5/122 Nate Shaw, DB, USC – LA Rams
 5/131 Mike Hibler, LB, STAN – Oakland
 6/138 Bud Norris, WSU – Miami
 8/187 Scott Eaton, DB, OSU – NY Giants
 8/197 John Beasley, TE, CAL – Minnesota
 9/216 John Richardson, DT, UCLA – Miami
 9/221 Greg Cass, WASH – Chicago
 10/245 Jerry Hayhoe, USC – Detroit
 10/261 Tim Sheehan, STAN – Houston
 11/265 Pete Pifer, OSU – NY Giants
 11/271 Bob Trygstad, WSU – Minnesota
 11/281 Omar Parker, WASH – Philadelphia
 13/324 Jim Homan, USC – Pittsburgh
 15/382 Steve Bunker, ORE – LA Rams
 16/402 Bill Smith, ORE – Pittsburgh

16/416 Paul Brothers, OSU – Dallas
 17/425 Wayne Valley, OSU – Denver
 17/434 Bill Barnes, WASH – LA Rams

1968 (17 rounds – 26 players)

1/1 Ron Yary, T, USC – Minnesota
 1/10 Mike Taylor, T, USC – Pittsburgh
 1/12 Jim Smith, DB, ORE – Washington
 1/14 Tim Rossovich, LB, USC – Philadelphia
 1/16 Mike Hull, RB, USC – Chicago
 1/24 Earl McCullouch, WR, USC – Detroit
 2/30 Gary Beban, QB, UCLA – LA Rams
 2/44 Steve Thompson, DT, WASH – NY Jets
 3/68 Adrian Young, LB, USC – Philadelphia
 3/69 Skip Vanderbundt, LB, OSU – San Francisco
 4/94 Dennis Crane, DT, USC – Washington
 4/101 Gary Magner, USC – NY Jets
 5/112 Dave Middendorf, G, WSU – Cincinnati
 5/130 Blaine Nye, G, STAN – Dallas
 5/135 Don Martin, WASH – LA Rams
 7/189 Bill Glennon, WASH – Pittsburgh
 8/193 Harry Gunner, DE, OSU – Cincinnati
 9/236 Gary Houser, OSU – NY Jets
 9/243 Bob Richardson, WASH – LA Rams
 11/285 Larry Slagle, UCLA – St. Louis Cardinals
 11/298 Chip Oliver, LB, USC – Oakland
 13/351 Dean Halverson, LB, WASH – LA Rams
 16/415 Jack Frantz, C, CAL – Buffalo
 17/436 Don Manning, UCLA – Cincinnati
 17/438 Steve Grady, USC – Denver
 17/439 Jim Ferguson, C, USC – New Orleans

1969 (17 rounds – 29 players)

1/1 O.J. Simpson, RB, USC – Buffalo
 1/16 Gene Washington, WR, STAN – San Francisco
 1/21 Bob Klein, TE, USC – LA Rams
 2/27 Bill Enyart, RB, OSU – Buffalo
 2/39 Ed White, OG, CAL – Minnesota
 2/50 Georger Buehler, G, STAN – Oakland
 3/54 Mal Snider, OT, STAN – Atlanta
 3/67 Jon Sandstrom, OSU – Atlanta
 4/95 Mike McCaffrey, LB, CAL – Minnesota
 5/116 Bill Hayhoe, T, USC – Green Bay
 6/138 Bob Miller, USC – New Orleans
 6/144 Bill Nicholson, STAN – Chicago
 7/168 Larry Agajanian, UCLA – Green Bay
 7/169 Ron Copeland, WR, UCLA – Chicago
 7/172 Steve Van Stevensen, WSU – San Francisco
 7/173 John Didion, C, OSU – Washington
 8/189 Jim Lawrence, USC – New Orleans
 8/199 Harris Wood, WASH – Minnesota
 9/216 Rocky Rasley, G, OSU – Detroit
 9/229 Mike Foote, OSU – LA Rams
 9/230 Claxton Welch, RB, ORE – Dallas
 12/302 Jack O'Malley, USC – San Francisco
 12/311 Mike Battle, DB, USC – NY Jets
 13/320 Wilson Bowie, USC – Detroit
 14/362 Harold Busby, UCLA – Oakland
 15/369 Bill Shoemaker, STAN – Cincinnati
 15/385 George Jugum, WASH – LA Rams
 15/390 Wayne Stewart, TE, CAL – NY Jets
 17/418 Paul Williams, CAL – Atlanta

1970 (17 rounds – 33 players)

1/5 Al Cowlings, DE, USC – Buffalo
 1/26 Sid Smith, T, USC – Kansas City
 2/52 Clyde Werner, LB, WASH – Kansas City
 3/54 George Farmer, WR, UCLA – Chicago
 3/56 Mike Ballou, LB, UCLA – Boston
 3/64 Andy Maurer, G, ORE – Atlanta
 4/90 Jim Evenson, ORE – Pittsburgh
 4/91 Don Parish, LB, STAN – St. Louis Cardinals
 4/97 Wes Grant, DE, UCLA – NY Giants
 5/113 Gary McArthur, USC – San Francisco
 5/129 Greg Jones, RB, UCLA – Minnesota
 6/138 Sandy Durko, DB, USC – Cincinnati

6/140 Mel Easley, OSU – New Orleans
 6/149 Tony Terry, USC – Detroit
 7/168 Bill Nelson, DT, OSU – LA Rams
 8/201 Mike Holmgren, USC – St. Louis Cardinals
 9/216 Bill Bolden, UCLA – Cincinnati
 9/224 Bob Reinhard, STAN – Green Bay
 9/231 Zenon Andrusyshyn, P, UCLA – Dallas
 10/236 Isaiah Brown, STAN – Pittsburgh
 10/258 Gordon Bosserman, UCLA – Oakland
 11/273 Alan Pitcaithley, ORE – NY Giants
 12/288 Rick Sharp, T, WASH – Pittsburgh
 13/313 Billy Main, OSU – Pittsburgh
 13/314 Jimmy Gunn, LB, USC – Chicago
 13/326 Jess Lewis, LB, OSU – Houston
 14/360 Bob Geddes, LB, UCLA – LA Rams
 15/374 Jim Vest, WSU – New Orleans
 15/378 David Sharp, STAN – Houston
 15/388 Fred Moore, WSU – Oakland
 16/398 Gary Fowler, CAL – St. Louis Cardinals
 17/422 Richard Smith, WSU – Cincinnati
 17/438 Don Crenshaw, USC – LA Rams

1971 (17 rounds – 29 players)

1/1 Jim Plunkett, QB, STAN – New England
 1/12 Marv Montgomery, T, USC – Denver
 1/25 Tody Smith, DE, USC – Dallas
 2/37 Ernie Janet, G, WASH – San Francisco
 2/40 Bo Cornell, LB, WASH – Cleveland
 2/48 Charlie Weaver, LB, USC – Detroit
 3/53 Bruce Jarvis, C, WASH – Buffalo
 3/55 Sam Dickerson, USC – San Francisco
 4/86 Gerry Mullins, G, USC – Pittsburgh
 4/96 Dave Tipton, DE, STAN – NY Giants
 4/97 Clarence Davis, RB, USC – Oakland
 5/123 Bob Moore, TE, STAN – Oakland
 5/129 Ron Kadziel, LB, STAN – Dallas
 6/138 Craig Hanneman, DE, OSU – Pittsburgh
 6/149 Greg Slough, LB, USC – Oakland
 6/152 Herman Franklin, USC – Detroit
 7/159 Phil Croyle, LB, CAL – Houston
 7/160 Bob Chandler, WR, USC – Buffalo
 7/172 Bob Newland, WR, ORE – New Orleans
 8/204 Ken Lee, LB, WASH – Detroit
 10/249 Jack Stambaugh, ORE – Cincinnati
 10/253 Tim Oesterling, UCLA – Oakland
 12/296 Greg Hendren, CAL – Green Bay
 12/304 Tom Blanchard, P, ORE – NY Giants
 14/354 Bruce Bergey, DE, UCLA – Kansas City
 14/356 Charlie Evans, RB, USC – NY Giants
 14/358 Lionel Coleman, ORE – LA Rams
 15/386 Bob Richards, CAL – Miami
 17/418 Randy Vataha, WR, STAN – LA Rams

1972 (17 rounds – 30 players)

1/2 Sherman White, DE, CAL – Cincinnati
 1/4 Ahmad Rashad, WR, ORE – St. Louis Cardinals
 1/6 Greg Sampson, T, STAN – Houston
 1/10 Jeff Siemon, LB, STAN – Minnesota
 1/22 Tom Drougas, T, ORE – Baltimore Colts
 2/31 Willie Hall, LB, USC – New Orleans
 2/36 Pete Lazetich, DE, STAN – San Diego
 2/43 John Vella, T, USC – Oakland
 4/81 Bernard Jackson, DB, WSU – Cincinnati
 4/89 Ed Galigher, DE, UCLA – NY Jets
 4/100 Dave Dalby, C, UCLA – Oakland
 4/102 Tom Graham, LB, ORE – Denver
 5/118 Jim Krieg, WR, WASH – Denver
 5/125 Bob Christiansen, TE, UCLA – LA Rams
 6/133 Bob Pifferini, LB, UCLA – Chicago
 7/165 Clark Hoss, TE, OSU – New England
 7/176 Skip Thomas, DB, USC – Oakland
 8/190 Leland Glass, WR, ORE – Green Bay
 8/202 Jackie Brown, STAN – Oakland
 10/247 Jack Turnbull, OSU – Chicago
 10/256 Dave Shilling, OSU – Baltimore Colts
 12/307 Don Bunce, STAN – Washington

12/309 Mike Williams, ORE – Kansas City
 14/351 John VanReenen, WSU – San Diego
 16/404 Steve Bielenberg, OSU – Philadelphia
 16/406 Larry Butler, STAN – Atlanta
 17/420 Lou Harris, USC – Denver
 17/422 Kent Carter, LB, USC – St. Louis Cardinals
 17/431 Bill Holland, USC – Atlanta
 17/436 John McKean, ORE – LA Rams

1973 (17 rounds – 35 players)

1/6 Charle Young, TE, USC – Philadelphia
 1/11 Sam Cunningham, RB, USC – New England
 1/22 Pete Adams, G, USC – Cleveland
 2/32 Jeff Winans, DE, USC – Buffalo
 2/52 Chuck Bradley, TE, ORE – Miami
 3/58 John Brady, WASH – Detroit
 3/60 Timothy Stokes, T, ORE – LA Rams
 3/64 Dan Fouts, QB, ORE – San Diego
 3/77 Bob Kampa, DT, CAL – Buffalo
 4/82 Allen Gallaher, T, USC – New England
 4/86 Jim Merlo, LB, STAN – New Orleans
 5/105 Edesel Garrison, USC – Houston
 5/107 Allan Ellis, DB, UCLA – Chicago
 5/126 Bruce Walton, T, UCLA – Dallas
 6/148 Phil Andre, WASH – St. Louis Cardinals
 7/158 Bill Cahill, DB, WASH – New Orleans
 7/161 Steve Brown, OSU – LA Rams
 7/165 Mike Askea, T, STAN – Denver
 7/166 John Grant, DE, USC – Denver
 8/192 Loren Toews, LB, CAL – Pittsburgh
 8/205 Mike Rae, QB, USC – Oakland
 9/225 Ty Paine, WSU – NY Giants
 9/231 Steve Sweeney, CAL – Oakland
 9/234 Karl Lorch, DE, USC – Miami
 12/287 Brad Lyman, UCLA – Houston
 12/290 Bruce Barnes, P, UCLA – New England
 12/304 Tom Scott, WASH – Detroit
 13/330 Alan Kelso, WASH – San Francisco
 12/332 John Smith, UCLA – Dallas
 14/362 Roger Cowan, STAN – Pittsburgh
 15/373 Calvin Jones, DB, WASH – Denver
 15/386 Reggie Echols, UCLA – Green Bay
 15/390 Curt Matter, WASH – LA Rams
 17/439 Michael Ryan, USC – Oakland
 17/440 Mike Shannon, OSU – Pittsburgh

1974 (17 rounds – 32 players)

1/10 Bill Dandifer, DT, UCLA – San Francisco
 1/17 Fred McNeill, LB, UCLA – Minnesota
 1/21 Lynn Swann, WR, USC – Pittsburgh
 1/25 Steve Riley, T, USC – Minnesota
 3/72 Cal Peterson, LB, UCLA – Dallas
 3/76 Al Oliver, UCLA – LA Rams
 4/88 Rod McNeill, RB, USC – New Orleans
 4/100 Jimmy Allen, DB, UCLA – Pittsburgh
 5/120 Jim Ferguson, STAN – Minnesota
 5/122 Tim Guy, ORE – Buffalo
 6/145 John Winesberry, STAN – Denver
 6/148 James McAlister, RB, UCLA – Oakland
 6/151 Jim Bright, UCLA – Dallas
 6/154 Booker Brown, T, USC – Houston
 7/166 Kermit Johnson, RB, UCLA – San Francisco
 7/169 Efen Herrera, K, UCLA – Detroit
 7/175 Rod Garcia, STAN – Oakland
 8/190 Ken Grandberry, RB, WSU – Chicago
 8/194 Monte Doris, USC – Green Bay
 9/212 Tom Wickert, T, WSU – Miami
 11/281 Ed Kezirian, UCLA – Cincinnati
 11/284 Rick Hayes, WASH – LA Rams
 11/286 Gerry Roberts, UCLA – Miami
 12/288 Jimmy Sims, LB, USC – NY Giants
 12/289 Seam Williams, DB, CAL – San Diego
 12/290 Jeff Sevy, T, CAL – Chicago
 12/297 Artimus Parker, DB, USC – Philadelphia
 12/310 Roger Freberg, UCLA – LA Rams
 12/311 Randy Politt, DB, STAN – Minnesota

15/266 Charles Anthony, LB, USC – San Diego
 16/400 Jack Conners, ORE – San Francisco
 16/414 Dave Ottmar, STAN – LA Rams

1975 (17 rounds – 39 players)

1/1 Steve Bartkowski, QB, CAL – Atlanta
 1/16 Russ Francis, TE, ORE – New England
 2/37 Anthony Davis, RB, USC – NY Jets
 2/45 Charlie Phillips, DB, USC – Oakland
 2/47 Bill Bain, G, USC – Green Bay
 2/52 Art Riley, USC – Minnesota
 3/56 Dave Pear, NT, WASH – Baltimore Colts
 3/60 Andrew Jones, RB, WSU – New Orleans
 3/61 Geoff Reece, C, WSU – LA Rams
 3/68 Richard Wood, LB, USC – NY Jets
 3/71 Jeff Hart, T, OSU – San Francisco
 4/86 Allen Carter, RB, USC – New England
 4/90 Pat Donovan, T, STAN – Dallas
 6/132 Fulton Kuykendall, LB, UCLA – Atlanta
 7/158 Jim Obradovich, TE, USC – NY Giants
 7/176 Pat Haden, QB, USC – LA Rams
 9/212 Roger Stillwell, DT, STAN – Chicago
 9/222 Eugene Clark, UCLA – Pittsburgh
 9/228 Dallas Hickman, DE, CAL – Washington
 9/229 Gordon Riegel, STAN – LA Rams
 10/242 Otha Bradley, USC – San Diego
 10/257 Joe Danelo, K, WSU – Miami
 11/262 George Martin, DE, ORE – NY Giants
 11/269 Bob Martin, WASH – Green Bay
 11/273 Keith Rowen, STAN – Philadelphia
 11/276 Marvin Cobb, DB, USC – Cincinnati
 11/278 Greg Krpalek, OSU – Dallas
 11/281 Howard Strickland, CAL – LA Rams
 11/282 Jerry Hackenbruck, OSU – Washington
 13/318 John Snider, STAN – Kansas City
 13/322 Dale Mitchell, LB, USC – San Francisco
 14/356 Scott Laidlaw, RB, STAN – Dallas
 15/384 Art Kuehn, C, UCLA – Washington
 15/385 Alvin White, OSU – LA Rams
 16/393 Steve Knutzon, G, USC – Atlanta
 16/394 John McKay, WR, USC – Cleveland
 16/400 Bob McCaffrey, C, USC – Green Bay
 17/428 Myke Horton, UCLA – New England
 17/438 Skip Boyd, WASH – LA Rams

1976 (17 rounds – 35 players)

1/3 Chuck Muncie, RB, CAL – New Orleans
 1/18 Mario Clark, DB, ORE – Buffalo
 2/37 Ray Pinney, T, WASH – Pittsburgh
 2/41 Cliff Frazier, DT, UCLA – Kansas City
 2/42 Randy Cross, G, UCLA – San Francisco
 3/69 Danny Reece, DB, USC – Cincinnati
 4/95 Bob Horn, LB, OSU – San Diego
 4/100 Steve Rivera, WR, CAL – San Francisco
 4/103 John Sciarra, DB, UCLA – Chicago
 6/162 Dan Lloyd, LB, WASH – NY Giants
 8/211 Joe Davis, USC – NY Jets
 8/219 Frank Reed, DB, WASH – Atlanta
 8/232 Ron Hunt, T, ORE – Cincinnati
 9/246 Phil McKinney, T, UCLA – Atlanta
 9/263 Jeb Church, STAN – LA Rams
 10/272 Paul Strohmeier, WASH – Washington
 10/275 Robin Ross, WSU – San Francisco
 11/299 Norman Andersen, UCLA – Chicago
 12/322 Ron Lee, ORE – San Diego
 12/328 Melvin Jackson, G, USC – Green Bay
 13/353 Terry Tautolo, LB, UCLA – Philadelphia
 13/370 Mark Young, WSU – Oakland
 14/383 Mark Husfloen, WSU – Atlanta
 14/384 Ron Cule, OSU – Chicago
 14/400 Al Burtleson, WASH – LA Rams
 15/405 Dan Smith, WSU – Seattle
 15/412 Brett White, UCLA – Philadelphia
 15/414 Ron Olson, WASH – Atlanta
 15/430 Dale Curry, UCLA – Dallas
 16/434 Jack Harrison, CAL – San Diego

16/454 Doug Hogan, USC – Oakland
 17/461 Chris Rowland, WASH – Seattle
 17/466 Todd Anderson, STAN – New England
 17/476 Chuck Wills, ORE – Washington
 17/486 Stan Woodfill, ORE – Dallas

1977 (12 rounds – 32 players)

1/1 Ricky Bell, RB, USC – Tampa Bay
 1/4 Marvin Powell, T, USC – NY Jets
 1/5 Gary Jeter, DE, USC – NY Giants
 1/15 Ted Albrecht, T, CAL – Chicago
 2/29 Dave Lewis, LB, USC – Tampa Bay
 2/33 Wesley Walker, WR, CAL – NY Jets
 3/58 Dennis Boyd, DE, OSU – Seattle
 3/61 Robin Earl, RB, WASH – Chicago
 3/62 Tony Hill, WR, STAN – Dallas
 3/79 Wendell Tyler, RB, UCLA – LA Rams
 4/85 Rick Walker, TE, UCLA – Cincinnati
 4/97 Duncan McColl, STAN – Washington
 5/113 Mike Michel, P, STAN – Miami
 5/115 Fred Besana, QB, CAL – Buffalo
 5/120 Shelton Diggs, WR, USC – Atlanta
 5/130 Donnie Hickman, G, USC – LA Rams
 5/139 Jeff Barnes, LB, CAL – Oakland
 6/140 Vince Evans, QB, USC – Chicago
 6/141 Mike Burns, DB, USC – San Francisco
 7/173 Ken Randle, USC – Cleveland
 7/181 Ron Bush, USC – San Diego
 8/216 Eric Williams, LB, USC – St. Louis Cardinals
 8/222 Clint Strozier, USC – Minnesota
 9/241 Charles Jackson, LB, WASH – Denver
 10/263 Gary Anderson, G, STAN – Detroit
 11/286 Mike Cordova, STAN – Philadelphia
 11/287 Dave Farmer, RB, USC – Atlanta
 11/297 Phil Heck, CAL – Denver
 11/305 Don Wardlow, WASH – Dallas
 12/317 Rod Martin, LB, USC – Oakland
 12/318 Ray Burks, LB, UCLA – Kansas City
 12/332 Greg Peters, CAL – Dallas

1978 (12 rounds – 34 players)

1/6 James Lofton, WR, STAN – Green Bay
 1/10 Gordon King, T, STAN – NY Giants
 1/12 Clay Matthews, LB, USC – Cleveland
 1/16 Blair Bush, C, WASH – Cincinnati
 1/19 Ken Greene, DB, WSU – St. Louis Cardinals
 2/51 Guy Benjamin, QB, STAN – Miami
 2/54 Dave Browning, DE, WASH – Oakland
 2/56 Bill Gay, DE, USC – Denver
 3/78 Frank Corral, K, UCLA – LA Rams
 4/87 Donald Schwartz, DB, WSU – New Orleans
 5/131 Rob Hertel, QB, USC – Cincinnati
 6/164 Mike Levenseller, WR, WSU – Oakland
 6/165 Jesse Thompson, WR, CAL – Detroit
 7/168 Ricky Odum, DB, USC – Kansas City
 7/169 Levi Armstrong, UCLA – NY Jets
 7/171 Mario Celotto, LB, USC – Buffalo
 7/174 Dan Doornink, RB, WSU – NY Giants
 7/175 Fred Killian, C, ORE – San Francisco
 7/184 Phil Keller, WR, STAN – Kansas City
 7/186 Greg Marshall, DT, OSU – Philadelphia
 8/206 Jim Breech, K, CAL – Detroit
 8/212 George Freitas, CAL – Chicago
 8/215 Mosi Tatupu, RB, USC – New England
 8/219 Don Hover, LB, WSU – Washington
 8/220 Gavin Hedrick, WSU – San Diego
 8/222 Homer Butler, UCLA – Dallas
 9/225 Reggie Grant, DB, ORE – NY Jets
 11/298 Walt Underwood, USC – Chicago
 11/306 Dennis Thurman, DB, USC – Dallas
 12/312 Eason Ramson, TE, WSU – Green Bay
 12/317 Leo Biedermann, T, CAL – Cleveland
 12/318 Mark Patterson, WSU – Detroit
 12/322 John Schuhmacher, G, USC – Houston
 12/330 Gus Coppens, T, UCLA – LA Rams



1979 (12 rounds – 32 players, 4 1st round)

- (Arizona and Arizona State joined)
1/3 Jack Thompson, QB, WSU – Cincinnati
1/9 Al Harris, LB, ASU – Chicago
1/18 Manu Tuiaosopo, DE, UCLA – Seattle
1/21 Jerry Robinson, LB, UCLA – Philadelphia
2/29 James Owens, RB, UCLA – San Francisco
2/35 Theotis Brown, RB, UCLA – St. Louis Cardinals
2/49 Pat Howell, G, USC – Atlanta
2/53 Jeff Toews, G, WASH – Miami
3/57 Michael Jackson, LB, WASH – Seattle
3/69 Kim Anderson, DB, ASU – Baltimore Colts
4/97 Steve Dils, QB, STAN – Minnesota
4/98 Johnny Lynn, DB, UCLA – NY Jets
4/100 Lynn Cain, RB, USC – Atlanta
4/108 Jerry Wilkinson, DE, OSU – LA Rams
4/109 Ralph DeLoach, DE, CAL – Dallas
4/110 Calvin Sweeney, WR, USC – Pittsburgh
5/115 Larry Braziel, DB, USC – Baltimore Colts
5/124 Rich Dimler, NT, USC – Cleveland
6/140 Robert Gaines, WASH – Kansas City
6/148 Jeff McIntyre, LB, ASU – Denver
6/155 Tim Lavender, USC – Dallas
6/164 Chris DeFrance, WR, ASU – Dallas
7/166 Phil Francis, RB, STAN – San Francisco
7/168 Max Montoya, G, UCLA – Cincinnati
7/186 Roger Westlund, WASH – Atlanta
8/207 Nesby Glasgow, DB, WASH – Baltimore Colts
8/214 Carter Hartwig, DB, USC – Houston
9/228 Bob Rozier, DE, CAL – St. Louis Cardinals
9/247 Garry Cobb, LB, USC – Dallas
10/266 Bruce Beekley, LB, ORE – Atlanta
11/294 Bruce Davis, T, UCLA – Oakland
12/308 Mike Harris, ASU – Buffalo

1980 (12 rounds – 40 players, 5 1st round)

- 1/3 Anthony Munoz, T, USC – Cincinnati
1/9 Doug Martin, DE, WASH – Minnesota
1/11 Brad Budde, G, USC – Kansas City
1/27 Charles White, RB, USC – Cleveland
1/28 Mark Malone, QB, ASU – Pittsburgh
2/34 Mark Lee, DB, WASH – Green Bay
2/35 Bob Kohrs, LB, ASU – Pittsburgh
2/44 Andre Hines, T, STAN – Seattle
2/45 Larry McGrew, LB, USC – New England
2/52 Daryle Skaugstad, NT, CAL – Houston
2/54 Cleveland Crosby, DE, ARIZ – Cleveland
3/57 Tom Turnure, C, WASH – Detroit
3/64 Myron Lapka, NT, USC – NY Giants
3/68 Brent Boyd, G, UCLA – Minnesota
4/88 Ray Butler, WR, USC – Baltimore Colts
4/92 Dennis Johnson, LB, USC – Minnesota
4/97 Terry Dion, DE, ORE – Seattle
4/108 Bob Gregor, DB, WSU – San Diego
4/109 Paul McDonald, QB, USC – Cleveland
5/111 Mark Streeter, ARIZ – Detroit
5/122 Paul Jones, CAL – Minnesota
5/127 Joe Steele, WASH – Seattle
6/144 Chris Foote, C, USC – Baltimore Colts
6/164 Larry Heater, RB, ARIZ – Kansas City
7/171 Ben Apuna, LB, ASU – St. Louis Cardinals
7/181 Chris Linnin, DE, WASH – NY Giants
7/185 Joe Rose, TE, CAL – Miami
8/197 Don Coleman, ORE – Denver
8/199 Tim Smith, OSU – Green Bay
8/206 Chuck Evans, LB, STAN – New Orleans
9/225 Stafford Mays, DE, WASH – St. Louis Cardinals
9/234 Joe Peters, DT, ASU – NY Jets
9/242 Turk Schonert, QB, STAN – Chicago
9/243 Greg Bracelin, LB, CAL – Denver
10/256 Joe Sanford, WASH – NY Giants
11/292 Tali Ena, WSU – Seattle
11/300 Gary Padjen, LB, ASU – Dallas
12/307 Ray Williams, RB, WSU – Detroit
12/309 Tyrone Gray, WR, WSU – St. Louis Cardinals
12/312 Mike Lansford, K, WASH – NY Giants

1981 (12 rounds – 41 players, 8 1st round)

- 1/3 Freeman McNeil, RB, UCLA – NY Jets
1/4 Kenny Easley, DB, UCLA – Seattle
1/6 Rich Campbell, QB, CAL – Green Bay
1/8 Ronnie Lott, DB, USC – San Francisco
1/11 Keith Van Horne, T, USC – Chicago
1/15 Dennis Smith, DB, USC – Denver
1/19 Brian Holloway, T, STAN – New England
1/23 Curt Marsh, G, WASH – Oakland
3/59 John Mistler, WR, ASU – NY Giants
3/66 Bob Cobb, DE, ARIZ – LA Rams
3/67 Ken Margerum, WR, STAN – Chicago
3/68 Randy Van Divier, T, WASH – Baltimore Colts
3/71 Hoby Brenner, TE, USC – New Orleans
4/90 Tom Flick, QB, WASH – Washington
4/91 Scott Pelluer, LB, WSU – Dallas
4/92 Mike Robinson, DE, ARIZ – Cleveland
4/97 Ron Washington, ASU – Kansas City
5/129 Larry Lee, G, UCLA – Detroit
6/145 Melvin Hoover, WR, ASU – NY Giants
6/156 Bryan Hinkle, LB, ORE – Pittsburgh
7/167 Kevin Williams, WR, USC – New Orleans
7/177 Jeff Fisher, DB, USC – Chicago
7/181 Steve Busick, LB, USC – Denver
8/194 Ken Naber, STAN – New England
9/222 Toussaint Tyler, RB, WASH – New Orleans
9/230 Samoa Samoa, WSU – Cincinnati
9/234 Rusty Olsen, WASH – Denver
9/236 Jimbo Whately, WSU – Seattle
9/239 James Hunter, NT, USC – Pittsburgh
9/243 Avon Riley, LB, UCLA – Houston
9/246 Mike Wilson, WR, WSU – Dallas
9/248 Curt Mohl, UCLA – Oakland
10/267 Allan Kennedy, T, WSU – Washington
10/273 Pat Graham, CAL – Dallas
10/275 Hubie Oliver, RB, ARIZ – Philadelphia
11/286 Ron DeBose, UCLA – San Francisco
11/288 Holden Smith, WR, CAL – Baltimore Colts
11/296 Marcellus Greene, DB, ARIZ – LA Rams
12/315 Eric Scoggins, LB, USC – Baltimore Colts
12/325 Kevin McGill, ORE – Cleveland
12/328 Jairo Penaranda, RB, UCLA – LA Rams

1982 (12 rounds – 34 players, 6 1st round)

- 1/3 Chip Banks, LB, USC – Cleveland
1/7 Darrin Nelson, RB, STAN – Minnesota
1/9 Gerald Riggs, RB, ASU – Atlanta
1/10 Marcus Allen, RB, USC – LA Raiders
1/16 Luis Sharpe, T, UCLA – St. Louis Cardinals
1/24 Roy Foster, G, USC – Miami
2/36 Doug Rogers, DE, STAN – Atlanta
2/40 Robert Weathers, RB, ARIZ – New England
2/43 John Meyer, ASU – Pittsburgh
3/62 Tim Wrightman, TE, UCLA – Chicago
3/74 Jerry Bell, TE, ASU – Tampa Bay
4/84 Mike Pagel, QB, ASU – Baltimore Colts
4/95 Reggie Brown, RB, ORE – Atlanta
5/135 Mark Jerue, LB, WASH – NY Jets
5/138 Paul Sorensen, WSU – Cincinnati
5/139 Newton Williams, RB, ASU – San Francisco
6/140 Pat Beach, TE, WSU – Baltimore Colts
6/151 Vince Williams, RB, ORE – San Francisco
6/158 Andre Tyler, WR, STAN – Tampa Bay
7/169 Fletcher Jenkins, DE, WASH – Baltimore Colts
7/187 Victor Simmons, OSU – Detroit
8/196 Tony Loia, ASU – Baltimore Colts
8/197 Ken Collins, WSU – New England
8/208 Martin Moss, DE, UCLA – Detroit
9/245 Dennis Edwards, DE, USC – Buffalo
9/249 Joe Gary, UCLA – Dallas
10/257 Joe Turner, USC – Chicago
11/285 Ricky Coffman, UCLA – LA Rams
11/288 Jeff Keller, WSU – Atlanta Falcons
11/294 John Macaulay, C, STAN
11/297 Bob Carter, ARIZ – Kansas City
11/298 Frank Kalil, ARIZ – Buffalo

- 11/300 Stu Yatsko, ORE – Denver
11/306 Gary Gibson, ARIZ – San Francisco

1983 (12 rounds – 54 players, 5 1st round)

- 1/1 John Elway, QB, STAN – Baltimore Colts
1/9 Bruce Matthews, OG, USC – Houston
1/19 Joey Browner, DB, USC – Minnesota
1/23 Jim Jeffcoat, DE, ASU – Dallas
1/26 Don Mosebar, C, USC – LA Raiders
2/29 Vernon Maxwell, LB, ASU – Baltimore Colts
2/30 Harvey Salem, T, CAL – Houston
2/33 Mike Richardson, DB, ASU – Chicago
2/41 Ron Brown, WR, ASU – Cleveland
2/50 Michael Walter, LB, ORE – Dallas
2/53 Ray Horton, DB, WASH – Cincinnati
3/57 George Achica, DT, USC – Baltimore Colts
3/59 Blanchard Montgomery, LB, UCLA – San Francisco
3/68 Reggie Camp, DE, CAL – Cleveland
3/69 Chris Dressel, TE, STAN – Houston
3/77 Bryan Caldwell, DE, ASU – Dallas
3/78 Jo-Jo Townsell, WR, UCLA – NY Jets
3/81 Jimmy Turner, DB, UCLA – Cincinnati
3/82 Tony Caldwell, LB, WASH – LA Raiders
3/83 Steve Brown, DB, ORE – Houston
4/87 Chuck Nelson, K, WASH – LA Rams
4/92 Ron Wetzel, TE, ASU – Kansas City
4/94 August Curley, LB, USC – Detroit
4/97 Vince Newsome, DB, WASH – LA Rams
4/99 Kelly Thomas, T, USC – Tampa Bay
4/105 Wes Howell, CAL – NY Jets
5/117 Riki Ellison, LB, USC – San Francisco
5/120 Byron Darby, DE, USC – Philadelphia
5/127 Mark Stewart, LB, WASH – Minnesota
5/133 Paul Skansi, WR, WASH – Pittsburgh
5/138 Dokie Williams, WR, UCLA – LA Raiders
6/156 Anthony Allen, WR, WASH – Atlanta
6/163 Vincent White, STAN – NY Jets
7/169 Alvin Moore, RB, ASU – Baltimore Colts
7/171 Jeff Simmons, WR, USC – LA Rams
7/181 Mike Black, P, ASU – Detroit
7/189 Chris Schultz, T, ARIZ – Dallas
8/200 Troy West, DB, USC – LA Rams
8/208 Bill Stapleton, WASH – Detroit
8/222 Mike Dotterer, STAN – LA Raiders
9/240 Mark Keel, TE, ARIZ – New England
9/241 Chris Rose, STAN – Baltimore Colts
9/244 Blake Wingle, G, UCLA – Pittsburgh
9/246 Al Gross, DB, ARIZ – Dallas
10/254 Walt Bowyer, DE, ASU – Denver
10/267 Tom Ramsey, QB, UCLA – New England
10/269 Tim Lucas, LB, CAL – St. Louis Cardinals
10/273 Eric Moran, T, WASH – Dallas
11/285 Steve Sebahar, WSU – Philadelphia
11/296 Aaron Williams, WASH – St. Louis Cardinals
12/311 Clete Casper, WSU – LA Rams
12/317 Don Dow, WASH – Seattle
12/327 John Harvey, USC – Green Bay
12/335 Joe Tuggle, RB, CAL – NY Giants

1984 (12 rounds – 28 players, 4 1st round)

- 1/7 Ricky Hunley, LB, ARIZ – Cincinnati
1/13 Keith Millard, DT, WSU – Minnesota
1/18 Don Rogers, DB, UCLA – Cleveland
1/20 David Lewis, TE, CAL – Detroit
2/30 Keith Browner, LB, USC – Tampa Bay
2/44 Ron Rivera, LB, CAL – Chicago
3/62 Eric Williams, DT, WSU – Detroit
3/75 Steve Baack, NT, ORE – Detroit
3/81 Fred Cornwell, TE, USC – Dallas
3/83 Jay Schroeder, QB, UCLA – Washington
4/89 Randy Robbins, DB, ARIZ – Denver
5/113 Steve Pelluer, QB, WASH – Dallas
6/150 Don Kern, TE, ASU – Cincinnati
6/155 Tony Slaton, C, USC – Buffalo
6/161 Eric Mullins, WR, STAN – Houston
6/162 John Kaiser, LB, ARIZ – Seattle

6/163 Dan Ralph, DT, ORE – Atlanta
 8/211 James Keyton, ASU – New England
 8/212 Brad Anderson, WR, ARIZ – Chicago
 8/218 Scott Garnett, NT, WASH – Denver
 9/225 Rick Mallory, G, WASH – Tampa Bay
 9/245 Chris Brewer, RB, ARIZ – Denver
 11/283 Frank Cephus, RB, UCLA – NY Giants
 11/292 Charlie Flager, WSU – New England
 11/293 Michael Harper, WR, USC – LA Rams
 11/302 Steve Gemza, UCLA – Seattle
 12/319 Harper Howell, UCLA – New England
 12/324 Byron Nelson, ARIZ – New Orleans

1985 (12 rounds – 35 players, 3 1st round)

1/5 Duane Bickett, LB, USC – Indianapolis
 1/7 Ken Ruettggers, T, USC – Green Bay
 1/8 Ron Holmes, DE, WASH – Tampa Bay
 2/31 Vance Johnson, WR, ARIZ – Denver
 2/48 Garin Veris, DE, STAN – New England
 3/60 Tim Meamber, LB, WASH – Minnesota
 3/68 Jack Del Rio, LB, USC – New Orleans
 3/81 Danny Greene, WR, WASH – Seattle
 4/87 Tom Briehl, LB, STAN – Houston
 4/89 Emile Harry, WR, STAN – Atlanta
 4/94 Doug Allen, ASU – NY Jets
 5/124 Brian Luft, USC – NY Jets
 5/125 Brian Noble, LB, ASU – Green Bay
 6/142 Steve Bono, QB, UCLA – Minnesota
 6/151 Jeff Deaton, STAN – NY Jets
 6/153 Joe Krakoski, LB, WASH – Houston
 6/157 Matt Moran, T, STAN – Dallas
 6/161 Mike Young, WR, UCLA – LA Rams
 7/169 Ron Pitts, DB, UCLA – Buffalo
 7/188 Mark Pattison, WR, WASH – LA Raiders
 8/197 Jacque Robinson, RB, WASH – Buffalo
 8/204 Phil Freeman, RB, ARIZ – Tampa Bay
 8/224 Milford Hodge, DE, WSU – New England
 9/229 Mark Boyer, TE, USC – Indianapolis
 9/233 Joe Drake, NT, ARIZ – Philadelphia
 9/241 Fred Small, LB, WASH – Pittsburgh
 10/257 Brent Martin, STAN – Atlanta
 10/274 Duval Love, G, UCLA – LA Rams
 10/277 John Conner, ARIZ – Seattle
 11/297 Neal Dellocono, UCLA – Dallas
 11/308 David Wood, ARIZ – San Francisco
 12/323 Jim Meyer, ASU – Green Bay
 12/326 Herb Welch, DB, UCLA – NY Giants
 12/334 Dan Lynch, WSU – Denver
 12/335 Ray Noble, CAL – Miami

1986 (12 rounds – 35 players, 3 1st round)

1/11 Joe Kelly, LB, WASH – Cincinnati
 1/13 James FitzPatrick, T, USC – San Diego
 1/18 Mike Sherrard, WR, UCLA – Dallas
 2/32 John Lee, K, UCLA – St. Louis Cardinals
 2/33 Darryl Clack, RB, ASU – Dallas
 2/46 Erik Howard, NT, WSU – NY Giants
 2/55 Vestee Jackson, DB, WASH – Chicago
 3/57 Rueben Mayes, RB, WSU – New Orleans
 3/71 Hugh Millen, QB, WASH – LA Rams
 3/74 Mark Walen, DT, UCLA – Dallas
 3/78 David Fulcher, DB, ASU – Cincinnati
 4/97 Tommy Taylor, UCLA – San Diego
 4/100 Max Zendejas, K, ARIZ – Dallas
 5/125 Matt Koart, DE, USC – Green Bay
 5/132 Ron Hadley, LB, WASH – NY Jets
 5/133 Matt Johnson, USC – San Diego
 5/134 Tony Colorito, NT, USC – Denver
 5/138 Lew Barnes, WR, ORE – Chicago
 6/144 Robert Jenkins, T, UCLA – LA Rams
 6/146 Mark Rypien, QB, WSU – Washington
 8/195 Steve Jarecki, UCLA – LA Rams
 8/220 Greg Baty, TE, STAN – New England
 9/222 Reggie Bynum, WR, OSU – Buffalo
 9/236 Brent Moore, LB, USC – Green Bay
 9/240 Tony Cherry, RB, ORE – San Francisco

9/243 Elbert Watts, DB, USC – LA Rams
 9/246 Zeph Lee, RB, USC – LA Raiders
 10/259 Joe Cormier, LB, USC – Minnesota
 10/261 Junior Tautalatasi, RB, WSU – Philadelphia
 10/273 Garrett Breeland, USC – LA Rams
 11/291 David Norrie, QB, UCLA – Seattle
 11/298 Drew Smetana, ORE – San Diego
 11/299 Vince Amoia, ASU – NY Jets
 12/317 Allan Durden, ARIZ – Detroit
 12/324 Mike Crawford, RB, ASU – Tampa Bay

1987 (12 rounds – 45 players, 2 1st round)

1/7 Reggie Rogers, LB, WASH – Detroit
 1/13 Chris Miller, QB, ORE – Atlanta
 2/34 Tim McDonald, DB, USC – St. Louis Cardinals
 2/36 Ricky Reynolds, DB, WSU – Tampa Bay
 2/37 Jeff Bregel, G, USC – San Francisco
 2/40 Lonzell Hill, WR, WASH – New Orleans
 2/45 David Wyman, LB, STAN – Seattle
 2/53 Lou Brock, DB, USC – San Diego
 3/69 Scott Stephen, LB, ASU – Green Bay
 3/74 Cliff Hicks, DB, ORE – LA Rams
 3/77 Skip McClendon, DE, ASU – Cincinnati
 3/82 Jeff Jaeger, K, WASH – Cleveland
 4/93 Byron Evans, LB, ARIZ – Philadelphia
 4/106 Bruce Hill, WR, ASU – Tampa Bay
 5/113 Danny Villa, T, ASU – New England
 5/122 Hardy Nickerson, LB, CAL – Pittsburgh
 5/128 Kitrick Taylor, WR, WSU – Kansas City
 5/131 Ruben Rodriguez, P, ARIZ – Seattle
 6/148 Danny Lockett, LB, ARIZ – Detroit
 6/152 Thomas Henley, WR, STAN – New Orleans
 6/168 Doug Riesenberg, T, CAL – NY Giants
 7/171 Kerry Porter, RB, WSU – Buffalo
 7/172 Tony Leiker, DE, STAN – Green Bay
 7/174 Tim Peoples, WASH – St. Louis Cardinals
 7/175 Dan Saleaumua, NT, ASU – Detroit
 7/185 Derek Tennell, TE, UCLA – Seattle
 8/197 Stan Mataele, NT, ARIZ – Tampa Bay
 8/200 Chuckie Miller, DB, UCLA – Indianapolis
 8/201 Steve Alvord, DT, WASH – Houston
 8/202 Michel James, WSU – Houston
 8/204 Ron Brown, LB, USC – San Diego
 8/206 Kevin Gogan, G, WASH – Dallas
 8/207 Toi Cook, DB, STAN – New Orleans
 8/211 Rick Fenney, RB, WASH – Minnesota
 8/223 Rod Jones, TE, WASH – NY Giants
 9/248 Alfred Jenkins, ARIZ – Washington
 10/260 Paul Carberry, OSU – Philadelphia
 10/275 John Paye, QB, STAN – San Francisco
 11/281 Tim Reynosa, ASU – Indianapolis
 11/284 Joe Goebel, C, UCLA – San Diego
 11/288 Chris McLemore, RB, ARIZ – LA Raiders
 11/296 Jim Warne, T, ASU – Cincinnati
 11/299 Steve Roberts, WASH – Denver
 12/309 David Adams, RB, ARIZ – Indianapolis
 12/310 Marcus Greenwood, UCLA – San Diego

1988 (12 rounds – 38 players, 6 1st round)

1/8 Dave Cadigan, T, USC – NY Jets
 1/12 Ken Harvey, LB, CAL – Phoenix
 1/14 Gaston Green, RB, UCLA – LA Rams
 1/19 Randall McDaniel, G, ASU – Minnesota
 1/20 Aaron Cox, WR, ASU – LA Rams
 1/23 Brad Muster, RB, STAN – Chicago
 2/28 Marcus Cotton, LB, USC – Atlanta
 2/30 Eric Allen, DB, ASU – Philadelphia
 2/34 Shawn Patterson, DE, ASU – Green Bay
 2/35 Anthony Newman, DB, ORE – LA Rams
 2/41 Ken Norton, LB, UCLA – Dallas
 2/46 Flipper Anderson, WR, UCLA – LA Rams
 3/74 James Hasty, DB, WSU – NY Jets
 3/76 Chris Chandler, QB, WASH – Indianapolis
 4/88 Rollin Putzier, DT, ORE – Green Bay
 4/89 Chuck Cecil, DB, ARIZ – Green Bay
 4/98 David Richards, G, UCLA – San Diego

4/108 Todd Kalis, G, ASU – Minnesota
 5/131 Dennis Price, RB, UCLA – LA Raiders
 5/137 James Washington, DB, UCLA – LA Rams
 7/169 Jeff James, STAN – Detroit
 7/178 Owen Hooven, OSU – Dallas
 7/190 Brian Forde, LB, WSU – New Orleans
 8/201 Darryl Franklin, WASH – LA Rams
 8/216 J.J. Birden, WR, ORE – Cleveland
 9/222 James Primus, RB, UCLA – Atlanta
 9/229 Scott Tabor, CAL – LA Raiders
 9/232 Brian Bedford, CAL – Dallas
 9/248 Mel Farr Jr., RB, UCLA – Denver
 10/254 Paco Craig, WR, UCLA – Detroit
 10/264 Brian Habib, T, WASH – Minnesota
 10/268 Channing Williams, ASU – Denver
 11/284 Rick McLeod, WASH – Seattle
 11/293 George Hinkle, DE, ARIZ – San Diego
 11/304 Richard Calvin, WSU – Denver
 12/316 Tom Erlandson Jr., LB, WASH – Buffalo
 12/317 Ben Hummel, UCLA – Dallas
 12/329 Greg Clark, LB, ASU – Chicago

1989 (12 rounds – 38 players, 1 1st round)

1/1 Troy Aikman, QB, UCLA – Dallas
 2/34 Carnell Lake, DB, UCLA – Pittsburgh
 2/35 Eric Ball, RB, UCLA – Cincinnati
 2/44 Joe Tofflemire, C, ARIZ – Seattle
 2/50 Scott Kozak, LB, ORE – Houston Oilers
 2/53 Darryl Henley, DB, UCLA – LA Rams
 2/54 Dave Zawatski, G, CAL – Chicago
 3/58 Matt Brock, DE, ORE – Green Bay
 3/59 Mike Utley, G, WSU – Detroit
 3/61 Derek Hill, WR, ARIZ – Pittsburgh
 3/67 Mike Zandofsky, G, WASH – Phoenix
 3/83 Erik Wilhelm, QB, OSU – Cincinnati
 4/94 Jim Wahler, DT, UCLA – Phoenix
 4/105 Brad Henke, DE, ARIZ – NY Giants
 4/108 Derek Ingram, TE, CAL – Minnesota
 4/110 Erik Affholter, WR, USC – Washington
 4/111 Rob Woods, T, ARIZ – Cincinnati
 5/138 Natu Tuatagaloa, DE, CAL – Cincinnati
 6/141 Rodney Peete, QB, USC – Detroit
 6/143 Robb Thomas, WR, OSU – Kansas City
 6/148 Thom Kaumeyer, DB, ORE – LA Rams
 6/167 Steve Hendrickson, LB, CAL – San Francisco
 7/193 Chris Hale, DE, USC – Buffalo
 8/208 Paul Green, TE, USC – Denver
 8/221 Chris Dyke, T, WSU – Chicago
 8/223 Tony Zackery, DB, WASH – New England
 9/225 Scott Kirby, ASU – Green Bay
 10/260 Ricky Andrews, LB, WASH – San Diego
 10/279 Andy Sinclair, STAN – San Francisco
 11/283 Marcus Turner, DB, UCLA – Kansas City
 11/285 Brian Slater, WASH – Pittsburgh
 11/293 Artie Holmes, WSU – NY Jets
 11/297 Joe Nelms, CAL – Chicago
 11/300 Calvin Nicholson, DB, OSU – New Orleans
 11/306 Dana Wells, NT, ARIZ – Cincinnati
 12/326 Eric Smith, DE, UCLA – NY Giants
 12/332 Derrell Marshall, T, USC – Buffalo
 12/334 Scott Jones, T, WASH – Cincinnati

1990 (12 rounds – 43 players, 6 1st round)

1/6 Junior Seau, LB, USC – San Diego
 1/7 Mark Carrier, DB, USC – Chicago
 1/8 Chris Singleton, LB, ARIZ – New England
 1/11 Anthony Smith, DE, ARIZ – LA Raiders
 1/20 Steve Broussard, RB, WSU – Atlanta
 1/23 Bern Brostek, C, WASH – LA Rams
 2/35 Dan Owens, DE, USC – Detroit
 2/47 Dennis Brown, DE, WASH – San Francisco
 3/61 Tim Ryan, DE, USC – Chicago
 3/69 Glenn Parker, T, ARIZ – Buffalo
 3/78 Latin Berry, DB, ORE – LA Rams
 4/84 Troy Taylor, QB, CAL – NY Jets
 4/86 Cary Conklin, QB, WASH – Washington



4/90 Rob Hinckley, STAN – Detroit
 4/94 Bill Schultz, G, USC – Indianapolis
 4/103 Alan Grant, DB, STAN – Indianapolis
 4/105 Chris Oldham, DB, ORE – Detroit
 5/112 Tony Savage, NT, WSU – NY Jets
 5/117 Pat Chaffey, RB, OSU – Chicago
 5/122 Lynn James, WR, ASU – Cincinnati
 5/125 Charles Arbuckle, TE, UCLA – New Orleans
 5/136 Le-Lo Lang, DB, WASH – Denver
 5/137 Leroy Holt, FB, USC – Miami
 6/143 Frank Cornish, C, UCLA – San Diego
 6/154 John Nies, P, ARIZ – Buffalo
 6/161 Tim Stallworth, WR, WSU – LA Rams
 7/178 Scott Galbraith, TE, USC – Cleveland
 7/182 Dan Grayson, WSU – Pittsburgh
 7/186 Lester Archambeau, DE, STAN – Green Bay
 7/191 Aaron Emanuel, RB, USC – NY Giants
 8/204 Doug Wellsandt, TE, WSU – Cincinnati
 8/208 Marcus Patton, LB, UCLA – Buffalo
 8/217 Curt Dykes, ORE – Philadelphia
 8/219 Brad Leggett, C, USC – Denver
 9/231 Phil Ross, OSU – Miami
 10/250 Donnie Salum, LB, ARIZ – Atlanta
 10/265 Mike Lodish, DT, UCLA – Buffalo
 10/267 Ernest Spears, DB, USC – New Orleans
 10/276 Martin Harrison, DE, WASH – San Francisco
 11/286 Daryl Reed, DB, ORE – Seattle
 11/302 Tim Downing, DE, WSU – NY Giants
 12/314 Andre Riley, WASH – Cincinnati
 12/325 Kirk Maggio, UCLA – Green Bay

1991 (12 rounds – 37 players, 4 1st round)

1/2 Eric Turner, FS, UCLA – Cleveland
 1/11 Pat Harlow, T, USC – New England
 1/14 Leonard Russell, RB, ASU – New England
 1/24 Todd Marinovich, QB, USC – LA Raiders
 2/31 Roman Phifer, OLB, UCLA – LA Rams
 2/35 Esera Tuoalo, NT, OSU – Green Bay
 2/38 Darryll Lewis, CB, ARIZ – Houston Oilers
 3/64 James Richards, CAL – Dallas
 3/76 Ricky Ervins, RB, USC – Washington
 3/83 Ed McCaffrey, WR, STAN – NY Giants
 4/91 Kevin Scott, CB, STAN – Detroit
 4/106 Bill Musgrave, QB, ORE – Dallas
 5/115 Greg Lewis, RB, WASH – Denver
 5/127 Floyd Fields, DB, ASU – San Diego
 5/129 Gary Wellman, WR, USC – Houston Oilers
 5/133 Charles Mincy, DB, WASH – Kansas City
 6/147 Rhett Hall, DE, CAL – Tampa Bay
 7/186 Mark Tucker, G, USC – Atlanta
 7/190 Paul Justin, QB, ASU – Chicago
 8/199 Randy Austin, UCLA – Atlanta
 8/206 Reggie Johnson, ARIZ – Minnesota
 8/221 Tony Hargain, WR, ORE – San Francisco
 9/227 Don Gibson, DT, USC – Denver
 9/234 Paul Glonek, DT, ARIZ – NY Jets
 9/237 Anthony Wallace, RB, CAL – New Orleans
 9/244 Robbie Keen, K, CAL – Kansas City
 9/246 Scott Miller, WR, UCLA – Miami
 10/260 Pat O'Hara, QB, USC – Tampa Bay
 11/282 Nathan Laduke, ASU – Phoenix
 11/288 Rocen Keeton, UCLA – NY Jets
 11/293 Scott Ross, LB, USC – New Orleans
 11/302 Ernie Rogers, CAL – Miami
 11/305 Dean Kirkland, WASH – Buffalo
 12/311 Jeff Pahukoa, G, WASH – LA Rams
 12/315 Mark Hayes, ASU – NY Jets
 12/318 Zeno Alexander, ARIZ – Detroit
 12/328 John Cook, WASH – Chicago

1992 (12 rounds – 43 players, 6 1st round)

1/1 Steve Emtman, DE, WASH – Indianapolis
 1/8 Bob Whitfield, T, STAN – Atlanta
 1/9 Tommy Vardell, FB, STAN – Cleveland
 1/18 Dana Hall, S, WASH – San Francisco
 1/25 Tommy Maddox, QB, UCLA – Denver

1/27 John Fina, T, ARIZ – Buffalo
 2/37 Darren Woodson, DB, ASU – Dallas
 2/41 Phillipi Sparks, DB, ASU – NY Giants
 2/42 Kurt Barber, LB, USC – NY Jets
 2/47 Shane Collins, DE, ASU – Washington
 2/49 Troy Auzenne, T, CAL – Chicago
 2/56 Jason Hanson, K, WSU – Detroit
 3/61 Ed Cunningham, C, WASH – Phoenix
 3/68 Siupeli Malamala, T, WASH – NY Jets
 3/69 Aaron Pierce, TE, WASH – NY Giants
 4/90 Dion Lambert, DB, UCLA – New England
 5/113 Maury Toy, UCLA – Indianapolis
 5/126 Michael Wright, CB, WSU – NY Giants
 5/130 Orlando McKay, WR, WASH – Green Bay
 5/139 Matt Darby, DB, UCLA – Buffalo
 6/148 James Malone, UCLA – Tampa Bay
 6/150 Michael Bates, WR, ARIZ – Seattle
 6/162 Mario Bailey, WR, WASH – Houston Oilers
 7/183 David Wilson, DB, CAL – Minnesota
 7/185 Kevin Smith, RB, UCLA – LA Raiders
 7/196 Calvin Holmes, USC – Washington
 8/204 Scott Lockwood, RB, USC – New England
 8/222 Mike Pawlawski, QB, CAL – Tampa Bay
 9/232 David Dixon, DT, ASU – New England
 9/238 Anthony Prior, DB, WSU – NY Giants
 9/245 Don Jones, LB, WASH – New Orleans
 9/249 Muhammad Oliver, DB, ORE – Denver
 9/251 Chris Walsh, WR, STAN – Buffalo
 10/258 Arthur Paul, DT, ASU – San Diego
 10/261 Turner Baur, STAN – New England
 20/267 Raoul Spears, USC – Miami
 10/277 Steve Gordon, C, CAL – New England
 11/284 Mazio Royster, RB, USC – Tampa Bay
 11/289 Augustin Olobia, WSU – Cleveland
 11/290 Kris Rongen, WASH – Seattle
 12/314 Brett Collins, LB, WASH – Green Bay
 12/319 Chico Fraley, WASH – Seattle
 12/327 Matt LaBounty, DE, ORE – San Francisco

1993 (8 rounds – 31 players, 5 1st round)

1/1 Drew Bledsoe, QB, WSU – New England
 1/7 Curtis Conway, WR, USC – Chicago
 1/9 Lincoln Kennedy, G, WASH – Atlanta
 1/16 Sean Dawkins, WR, CAL – Indianapolis
 1/22 Darrien Gordon, CB, STAN – San Diego
 2/1 Carlton Gray, CB, UCLA – Seattle
 2/43 Glyn Milburn, RB, STAN – Denver
 3/58 Billy Joe Hobert, QB, WASH – LA Raiders
 3/63 Ty Parten, NT, ARIZ – Cincinnati
 3/73 Russell White, RB, CAL – LA Rams
 3/82 John Lynch, DB, STAN – Tampa Bay
 4/99 Lewis Bush, LB, WSU – San Diego
 4/102 Travis Hannah, WR, USC – Houston Oilers
 4/103 Jaime Fields, LB, WASH – Kansas City
 5/118 Mark Brunell, QB, WASH – Green Bay
 5/121 Ron George, LB, STAN – Atlanta
 5/122 Sean LaChapelle, WR, UCLA – LA Rams
 5/126 Kevin Williams, RB, UCLA – Denver
 5/138 Rich Griffith, TE, ARIZ – New England
 6/143 Brett Wallerstedt, LB, ASU – Phoenix
 6/145 Chidi Ahanotu, DT, CAL – Tampa Bay
 6/146 Dave Hoffmann, LB, WASH – Chicago
 6/155 Darryl Morris, DB, ARIZ – Washington
 6/159 Jonathan Turner, WASH – Kansas City
 6/161 Eric Castle, DB, ORE – San Diego
 6/166 Chris Dalman, G, STAN – San Francisco
 7/169 Clarence Williams, TE, WSU – Denver
 7/173 Keshon Johnson, CB, ARIZ – Chicago
 7/193 Othello Henderson, DB, UCLA – New Orleans
 8/201 Kevin Miniefield, CB, ASU – Detroit
 8/212 Lamont Hollinquest, LB, USC – Washington

1994 (7 rounds – 25 players, 5 1st round)

1/4 Willie McGinest, OLB, USC – New England
 1/10 Jamir Miller, LB, UCLA – Arizona
 1/19 Todd Steussie, T, CAL – Minnesota

1/21 Johnnie Morton, WR, USC – Detroit
 1/23 Shante Carver, DE, ASU – Dallas
 2/32 Eric Mahlum, G, CAL – Indianapolis
 2/37 Bruce Walker, DT, UCLA – Philadelphia
 2/38 Chuck Levy, RB, ARIZ – Arizona
 2/44 Mario Bates, RB, ASU – New Orleans
 2/59 Jason Sehorn, S, USC – NY Giants
 2/63 Vaughn Parker, G, UCLA – San Diego
 3/75 Romeo Bandison, DT, ORE – Cleveland
 3/85 Doug Brien, K, CAL – San Francisco
 3/99 Alai Kaianiualu, G, OSU – Atlanta
 3/100 Ernest Jones, LB, ORE – LA Rams
 3/103 Eric Zomalt, DB, CAL – Philadelphia
 4/106 Brad Banta, TE, USC – Indianapolis
 4/124 Vaughn Bryant, STAN – Detroit
 5/136 Pete Pierson, T, WASH – Tampa Bay
 5/141 Isaac Booth, DB, CAL – Cleveland
 5/143 Craig Novitsky, G, UCLA – New Orleans
 5/144 Marvin Goodwin, DB, UCLA – Philadelphia
 5/156 Rob Waldrop, DT, ARIZ – Kansas City
 5/157 Roderick Lewis, TE, ARIZ – Houston Oilers
 6/177 Brant Boyer, LB, ARIZ – Miami

1995 (7 rounds – 36 players, 6 1st round)

1/2 Tony Boselli, T, USC – Jacksonville
 1/10 J.J. Stokes, WR, UCLA – San Francisco
 1/13 Mark Fields, LB, WSU – New Orleans
 1/18 Napoleon Kaufman, RB, WASH – Oakland
 1/27 Mark Bruener, TE, WASH – Pittsburgh
 1/32 Craig Newsome, CB, ASU – Green Bay
 3/73 Brian Williams, LB, USC – Green Bay
 3/82 Steve McLaughlin, K, ARIZ – St. Louis Rams
 3/83 Sean Harris, LB, ARIZ – Chicago
 3/93 Don Sasa, DT, WSU – San Diego
 3/95 Torey Hunter, CB, WSU – Houston Oilers
 4/99 Rob Johnson, QB, USC – Jacksonville
 4/110 Eric Bjornson, TE, WASH – Dallas
 4/113 Justin Armour, WR, STAN – Buffalo
 4/119 Dave Barr, QB, CAL – Philadelphia
 4/126 Jason Kyle, LB, ASU – Seattle
 4/131 Tony Cline, TE, STAN – Buffalo
 4/132 Frank Garcia, G, WASH – Carolina
 4/134 Steve Stenstrom, QB, STAN – Kansas City
 5/140 Mike Scurlock, CB, ARIZ – St. Louis Rams
 5/142 Carl Greenwood, CB, UCLA – NY Jets
 5/154 Jeff Kysar, T, ASU – Oakland
 5/164 Jerrott Willard, LB, CAL – Kansas City
 5/166 Edward Hervey, WR, USC – Dallas
 5/171 Andrew Peterson, T, WASH – Carolina
 6/174 Hicham El-Mashtoub, C, ARIZ – Houston
 6/176 Brian Thure, T, CAL – Washington
 6/194 Jeff Kopp, LB, USC – Miami
 6/195 Dino Philyaw, RB, ORE – New England
 6/202 Bryan Proby, DE, ASU – Kansas City
 7/209 Chad Cota, S, ORE – Carolina
 7/220 Herman O'Berry, DB, ORE – St. Louis Rams
 7/240 J.T. Thomas, WR, ASU – St. Louis Rams
 7/241 Chad Eaton, DT, WSU – Arizona
 7/243 Jason Fisk, DT, STAN – Minnesota
 7/247 Cole Ford, K, USC – Pittsburgh

1996 (7 rounds – 27 players, 6 1st round)

1/1 Keyshawn Johnson, WR, USC – NY Jets
 1/4 Jonathan Ogden, G, UCLA – Baltimore Ravens
 1/11 Alex Molden, DB, ORE – New Orleans
 1/12 Regan Upshaw, DE, CAL – Tampa Bay
 1/16 Duane Clemons, LB, CAL – Minnesota
 1/27 John Michels, T, USC – Green Bay
 2/36 Lawyer Milloy, S, WASH – New England
 2/40 Je'Rod Cherry, DB, CAL – New Orleans
 2/46 Israel Ifeanyichukwu, DE, USC – San Francisco
 2/58 Reggie Tongue, DB, OSU – Kansas City
 2/59 Ernie Conwell, TE, WASH – St. Louis
 3/64 Johnny McWilliams, TE, USC – Arizona
 3/80 Abdul-Karim al-Jabbar, RB, UCLA – Miami
 3/86 Tedy Bruschi, LB, ARIZ – New England

3/90 Mike Flanagan, C, UCLA – Green Bay
 4/98 Donnie Edwards, LB, UCLA – Kansas City
 4/103 Ricky Whittle, RB, ORE – New Orleans
 4/106 Norberto Davidds-Garrido, T, USC – Carolina
 5/160 Iheanyil Uwaezueke, WR, CAL – San Francisco
 6/196 Leon Neal, RB, WASH – Buffalo
 7/210 Chris Hayes, DB, WSU – NY Jets
 7/211 Ben Lynch, C, CAL – Kansas City
 7/215 Jeremy Asher, ORE – Washington
 7/222 Chuck Osborne, DT, ARIZ – St. Louis
 7/230 Jeff Buckley, T, STAN – Miami
 7/240 Kyle Wachholtz, QB, USC – Green Bay
 7/243 Ryan Wood, ASU – Dallas

1997 (7 rounds – 30 players, 3 1st round)

1/2 Darrell Russell, DE, USC – Oakland
 1/13 Tony Gonzalez, TE, CAL – Kansas City
 1/19 Tarik Glenn, G, CAL – Indianapolis
 2/35 Juan Roque, T, ASU – Detroit
 2/38 John Allred, TE, USC – Chicago
 2/42 Jake Plummer, QB, ASU – Arizona
 2/43 Corey Dillon, RB, WASH – Cincinnati
 2/57 James Darling, OLB, WSU – Philadelphia
 3/63 Frank Middleton, G, ARIZ – Tampa Bay
 3/69 Bob Sapp, G, WASH – Chicago
 3/77 Greg Clark, TE, STAN – San Francisco
 3/80 Derek M. Smith, OLB, ASU – Washington
 3/81 Scott Sanderson, T, WSU – Tennessee Oilers
 3/82 Paul Wiggins, T, ORE – Pittsburgh
 3/92 Derrick Rodgers, OLB, ASU – Miami
 3/94 Kenny Wheaton, DB, ORE – Dallas
 4/110 Pat Barnes, QB, CAL – Kansas City
 4/116 Keith Poole, WR, ASU – New Orleans
 5/139 Chad Carpenter, WR, WSU – Arizona
 5/162 Brad Badger, G, STAN – Washington
 6/166 John Fiala, LB, WASH – Miami
 6/170 Brian Manning, WR, STAN – Miami
 6/182 Scott Von der Ahe, LB, ASU – Indianapolis
 6/196 Shawn Swayda, DE, ASU – Chicago
 7/204 Tony Graziani, QB, ORE – Atlanta
 7/206 Terry Battle, RB, ASU – Detroit
 7/208 Matt Keneley, DT, USC – NY Giants
 7/213 Chris Miller, USC – Green Bay
 7/214 Nathan Parks, T, STAN – Kansas City
 7/216 Armon Williams, DB, ARIZ – Tennessee Oilers

1998 (7 rounds – 37 players, 2 1st round)

1/2 Ryan Leaf, QB, WSU – San Diego
 1/24 Shaun Williams, DB, UCLA – NY Giants
 2/31 Leon Bender, WSU – Oakland
 2/32 Jerome Pathon, WR, WASH – Indianapolis
 2/35 Tony Parrish, FS, WASH – Chicago
 2/40 Cameron Cleeland, TE, WASH – New Orleans
 2/41 Jeremy Staat, DE, ASU – Pittsburgh
 2/42 Pat Johnson, WR, ORE – Baltimore
 2/45 Brian Kelly, DB, USC – Tampa Bay
 2/51 Kailee Wong, LB, STAN – Minnesota
 2/56 Dorian Boose, DE, WSU – NY Jets
 2/58 Jeremy Newberry, C, CAL – San Francisco
 3/63 Jon Ritchie, RB, STAN – Oakland
 3/64 Olin Kreutz, C, WASH – Chicago
 3/69 Skip Hicks, RB, UCLA – Washington
 3/88 Rashaan Shehee, RB, WASH – Kansas City
 4/107 Joe Salave'a, DT, ARIZ – Tennessee Oilers
 4/112 Brandon Whiting, DT, CAL – Philadelphia
 5/127 Jeremy Brigham, TE, WASH – Oakland
 5/136 Jerry Jensen, LB, WASH – Carolina
 5/137 Jason Simmons, DB, ASU – Pittsburgh
 5/139 Benji Olson, G, WASH – Tennessee Oilers
 5/146 Blake Spence, TE, ORE – NY Jets
 6/157 Chris Draft, LB, STAN – Chicago
 6/160 Fred Coleman, WR, WASH – Buffalo
 6/162 Carl Hansen, DT, STAN – Seattle
 6/165 Damien Richardson, S, ASU – Carolina
 6/169 Bobby Shaw, WR, CAL – Seattle
 7/194 Jon Haskins, LB, STAN – San Diego

7/197 Jason McEndoo, C, WSU – Seattle
 7/205 Jimmy Sprotte, LB, ARIZ – Tennessee Oilers
 7/208 Chester Burnett, LB, ARIZ – Minnesota
 7/217 Chad Overhauser, T, UCLA – Chicago
 7/223 Tarik Smith, RB, CAL – Dallas
 7/226 Pat Tillman, FS, ASU – Arizona
 7/230 Vince Amey, DE, ASU – Oakland
 7/236 Jason Chorak, LB, WASH – St. Louis

1999 (7 rounds – 27 players, 4 1st round)

1/3 Akili Smith, QB, ORE – Cincinnati
 1/9 Chris Claiborne, OLB, USC – Detroit
 1/10 Chris McAlister, CB, ARIZ – Baltimore
 1/12 Cade McNown, QB, UCLA – Chicago
 3/62 Daylon McCutcheon, CB, USC – Cleveland
 3/72 Grey Ruegamer, C, ASU – Miami
 3/74 Kris Farris, T, UCLA – Pittsburgh
 3/76 Marquis Smith, DB, CAL – Cleveland
 3/77 Brock Huard, QB, WASH – Seattle
 3/84 Larry Atkins, DB, UCLA – Kansas City
 3/92 Jeff Paulk, RB, ASU – Atlanta
 4/97 John Welbourn, T, CAL – Philadelphia
 4/102 Dameane Douglas, WR, CAL – Oakland
 4/108 Larry Parker, WR, USC – Kansas City
 4/129 Edwin Mulitalo, G, ARIZ – Baltimore
 4/133 Josh Bidwell, P, ORE – Green Bay
 5/142 Bryan Jones, OSU – Miami
 5/150 John McLaughlin, LB, CAL – Tampa Bay
 5/168 Yusuf Scott, G, ARIZ – Arizona
 6/184 Rashard Cook, DB, USC – Chicago
 6/194 Armon Hatcher, DB, OSU – Buffalo
 7/208 Jed Weaver, TE, ORE – Philadelphia
 7/209 Tony Coats, G, WASH – Cincinnati
 7/217 Tim Alexander, OSU – Washington
 7/218 Billy Miller, WR, USC – Denver
 7/229 Mike Lucky, TE, ARIZ – Dallas
 7/242 Dee Moronkola, DB, WSU – Jacksonville

2000 (7 rounds – 28 players, 4 1st round)

1/15 Deltha O'Neal, CB, CAL – Denver
 1/26 Erik Flowers, DE, ASU – Buffalo
 1/29 R. Jay Soward, WR, USC – Jacksonville
 1/31 Trung Canidate, RB, ARIZ – St. Louis
 2/32 Dennis Northcutt, WR, ARIZ – Cleveland
 2/37 Travis Claridge, G, USC – Atlanta
 2/38 Marvel Smith, T, ASU – Pittsburgh
 3/76 J.R. Redmond, RB, ASU – New England
 3/81 Reuben Droughns, RB, ORE – Detroit
 4/96 Terrelle Smith, FB, ASU – New Orleans
 4/103 Danny Farmer, WR, UCLA – Pittsburgh
 4/107 Junior Ioane, DT, ASU – Oakland
 4/116 Marcus Bell, LB, ARIZ – Seattle
 4/128 Peter Sirmon, LB, ORE – Tennessee Titans
 5/143 Windrell Hayes, WR, USC – NY Jets
 5/165 Troy Walters, WR, STAN – Minnesota
 5/166 Chad Morton, RB, USC – New Orleans
 6/176 Jabari Issa, DT, WASH – Arizona
 6/192 John Romero, CAL – Philadelphia
 6/193 David Gibson, S, USC – Tampa Bay
 6/202 Todd Husak, QB, STAN – Washington
 7/207 Manuia Savea, ARIZ – Cleveland
 7/215 Sekou Sanyika, LB, CAL – Arizona
 7/217 Jeremiah Parker, DE, CAL – NY Giants
 7/221 Lester Thomas, MLB, WASH – Carolina
 7/230 Brian Jennings, TE, ASU – San Francisco
 7/241 Rob Meier, DE, WSU – Jacksonville
 7/251 DaShon Polk, LB, ARIZ – Buffalo

2001 (7 rounds – 24 players, 4 1st round)

1/7 Andre Carter, DE, CAL – San Francisco
 1/20 Adam Archuleta, S, ASU – St. Louis Rams
 1/25 Freddie Mitchell, WR, UCLA – Philadelphia
 1/31 Todd Heap, TE, ASU – Baltimore Ravens
 2/36 Chad Johnson, WR, OSU – Cincinnati
 2/57 Willie Howard, DT, STAN – Minnesota
 2/59 Marques Tuiasosopo, QB, WASH – Oakland

3/89 DeLawrence Grant, DE, OSU – Oakland
 4/116 Milton Wynn, WR, WSU – St. Louis Rams
 4/120 Nick Harris, P, CAL – Denver
 4/122 Markus Steele, OLB, USC – Dallas
 4/129 Brandon Manumaleuna, TE, ARIZ – St. Louis Rams
 5/132 Elliot Silvers, T, WASH – San Diego
 5/134 Jeremiah Pharms, WASH – Cleveland
 5/135 Victor Leyva, G, ASU – Cincinnati
 5/139 Zeke Moreno, LB, USC – San Diego
 5/155 A.J. Feeley, QB, ORE – Philadelphia
 5/163 Hakim Akbar, DB, WASH – New England
 6/168 Riall Johnson, LB, STAN – Cincinnati
 6/170 Chad Ward, G, WASH – Jacksonville
 6/185 Mitch White, T, OSU – New Orleans
 7/204 T.J. Houshmandzadeh, WR, OSU – Cincinnati
 7/221 Ennis Davis, USC – New Orleans
 7/234 Joe Tafoya, DE, ARIZ – Tampa Bay

2002 (7 rounds – 32 players, 4 1st round)

1/3 Joey Harrington, QB, ORE – Detroit
 1/10 Levi Jones, T, ASU – Cincinnati
 1/28 Jerramy Stevens, TE, WASH – Seattle
 1/31 Robert Thomas, OLB, UCLA – St. Louis Rams
 2/34 DeShaun Foster, RB, UCLA – Carolina
 2/38 Raonall Smith, LB, WSU – Minnesota
 2/41 Lamont Thompson, DB, WSU – Cincinnati
 2/42 Larry Tripplett, DT, WASH – Indianapolis
 2/45 Tank Williams, S, STAN – Tennessee Titans
 2/53 Langston Walker, T, CAL – Oakland
 2/54 Maurice Morris, RB, ORE – Seattle
 3/79 Rashad Bauman, CB, ORE – Washington
 3/82 James Allen, LB, OSU – New Orleans
 3/85 Kris Richard, DB, USC – Seattle
 3/92 Maurice Anderson, S, UCLA – Green Bay
 3/97 Coy Wire, S, STAN – Buffalo
 4/103 Justin Peelle, TE, ORE – San Diego
 4/124 Scott Peters, C, ASU – Philadelphia
 4/130 Travis Scott, G, ASU – St. Louis Rams
 5/137 Randy Fasani, QB, STAN – Carolina
 5/143 Scott Fujita, OLB, CAL – Kansas City
 5/147 Kenyon Coleman, DE, UCLA – Oakland
 5/161 Omare Lowe, CB, WASH – Miami
 6/175 Chris Cash, CB, USC – Detroit
 6/188 Wesly Mallard, LB, ORE – NY Giants
 6/204 Brian Allen, RB, STAN – Indianapolis
 6/210 Bryan Fletcher, TE, UCLA – Chicago
 7/230 Jeff Grau, TE, UCLA – Washington
 7/239 Eric Heitmann, G, STAN – San Francisco
 7/246 Steve Smith, DB, ORE – Jacksonville
 2/248 Kyle Kosler, T, ASU – San Francisco
 2/255 Zack Quaccia, STAN – Tampa Bay

2003 (7 rounds – 29 players, 8 1st round)

1/1 Carson Palmer, QB, USC – Cincinnati
 1/10 Terrell Suggs, OLB, ASU – Baltimore Ravens
 1/11 Marcus Trufant, CB, WSU – Seattle
 1/16 Troy Polamalu, DB, USC – Pittsburgh
 1/19 Kyle Boller, QB, CAL – Baltimore Ravens
 1/26 Kwame Harris, T, STAN – San Francisco
 1/29 Nick Barnett, MLB, OSU – Green Bay
 1/31 Nnamdi Asomugha, CB, CAL – Oakland
 2/63 Teyo Johnson, TE, STAN – Oakland
 3/68 Lance Briggs, OLB, ARIZ – Chicago
 3/76 Mike Seidman, TE, UCLA – Carolina
 3/82 Ricky Manning, CB, UCLA – Carolina
 3/96 Justin Fargas, RB, USC – Oakland
 4/98 Dennis Weathersby, CB, OSU – Cincinnati
 4/104 George Wrighter, TE, ORE – Jacksonville
 4/105 Onterio Smith, RB, ORE – Minnesota
 4/106 Shaun McDonald, WR, ASU – St. Louis Rams
 4/119 Colin Branch, DB, STAN – Carolina
 4/126 Rien Long, DT, WSU – Tennessee Titans
 4/135 Solomon Bates, LB, ASU – Seattle
 5/139 Bobby Wade, WR, ARIZ – Chicago
 5/147 James Lee, DT, OSU – Green Bay
 6/184 Scott Tercedero, G, CAL – St. Louis Rams



6/203 Kareem Kelly, USC – New Orleans
 6/208 Makoa Freitas, T, ARIZ – Indianapolis
 7/218 Malaefou MacKenzie, FB, USC – Jacksonville
 7/221 Keenan Howry, WR, ORE – Minnesota
 7/239 Tully Banta-Cain, LB, CAL – New England
 7/247 Casey Moore, RB, STAN – Carolina

2004 (7 rounds – 30 players, 3 1st round)

1/9 Reggie Williams, WR, WASH – Jacksonville
 1/20 Kenechi Udeze, DE, USC – Minnesota
 1/24 Steven Jackson, RB, OSU – St. Louis Rams
 2/35 Igor Olshansky, DE, ORE – San Diego
 2/36 Junior Siavili, DT, ORE – Kansas City
 2/47 Tank Johnson, DT, WASH – Chicago
 2/51 Dwan Edwards, DT, OSU – Baltimore Ravens
 2/52 Jacob Rogers, T, USC – Dallas
 2/62 Keary Colbert, WR, USC – Carolina
 3/79 Marquis Cooper, LB, WASH – Tampa Bay
 3/82 Devard Darling, WR, WSU – Baltimore Ravens
 3/89 Matt Ware, DB, UCLA – Philadelphia
 4/102 Will Poole, CB, USC – Miami
 4/105 Samie Parker, WR, ORE – Kansas City
 4/109 Tim Euhus, TE, OSU – Buffalo
 4/125 Jason David, CB, WSU – Indianapolis
 4/127 Richard Seigler, LB, OSU – San Francisco
 4/130 Brandon Chiller, OLB, UCLA – St. Louis Rams
 5/133 Dave Ball, DE, UCLA – San Diego
 5/139 Rodney Leisle, DT, UCLA – New Orleans
 5/143 Erik Coleman, FS, WSU – NY Jets
 5/151 Mark Wilson, T, CAL – Washington
 5/156 Mike Karney, FB, ASU – New Orleans
 5/158 Jason Shivers, S, ASU – St. Louis Rams
 5/161 Amon Gordon, DE, STAN – Cleveland
 6/176 Kirk Chambers, T, STAN – Cleveland
 6/197 Drew Caylor, C, STAN – Pittsburgh
 6/198 Keith Lewis, DB, ORE – San Francisco
 7/208 Adimchinobe Echemandu, RB, CAL – Cleveland
 7/217 Cody Pickett, QB, WASH – San Francisco

2005 (7 rounds – 33 players, 3 1st round)

1/10 Mike Williams, WR, USC – Detroit
 1/24 Aaron Rodgers, QB, CAL – Green Bay
 1/31 Mike Patterson, DT, USC – Philadelphia
 2/37 Shaun Cody, DE, USC – Detroit
 2/44 J.J. Arrington, RB, CAL – Arizona
 2/45 Lofa Tatupu, MLB, USC – Seattle
 2/52 Khalif Barnes, T, WASH – Jacksonville
 3/66 O.J. Atogwe, DB, STAN – St. Louis Rams
 3/69 Andrew Walter, QB, ASU – Oakland
 3/71 Alex Smith, TE, STAN – Tampa Bay
 3/72 Stanley Wilson, DB, STAN – Detroit
 3/76 Karl Paymah, DB, WSU – Denver
 3/94 Adam Snyder, T, ORE – San Francisco
 4/118 Chase Lyman, WR, CAL – New Orleans
 4/120 Manuel White, RB, UCLA – Washington
 4/135 Matt Giordano, DB, CAL – Indianapolis
 5/151 Drew Hodgdon, C, ASU – Houston Texans
 5/171 Ben Emanuel, S, UCLA – Carolina
 6/183 Jared Newberry, LB, STAN – Washington
 6/184 Bill Swancutt, DE, OSU – Detroit
 6/187 Will Svitek, T, STAN – Kansas City
 6/190 Tab Perry, WR, UCLA – Cincinnati
 6/195 Craig Bragg, WR, UCLA – Green Bay
 6/205 Derrick Johnson, CB, WASH – San Francisco
 6/211 Calvin Armstrong, T, WSU – Philadelphia
 6/212 Ryan Riddle, LB, CAL – Oakland
 6/213 Derek Anderson, QB, OSU – Baltimore Ravens
 7/223 Marcus Maxwell, WR, ORE – San Francisco
 7/230 Matt Cassel, QB, USC – New England
 7/231 Hamza Abdullah, DB, WSU – Tampa Bay
 7/232 Jimmy Verdon, DE, ASU – New Orleans
 7/252 David Bergeron, LB, STAN – Philadelphia
 7/254 Doug Nienhuis, G, OSU – Seattle

2006 (7 rounds – 32 players, 4 1st round)

1/2 Reggie Bush, RB, USC – New Orleans

1/10 Matt Leinart, QB, USC – Arizona
 1/12 Haloti Ngata, DT, ORE – Baltimore Ravens
 1/28 Mercedes Lewis, TE, UCLA – Jacksonville
 2/39 Winston Justice, T, USC – Philadelphia
 2/41 Deuce Lutui, G, USC – Arizona
 2/45 LenDale White, RB, USC – Tennessee
 2/49 Kellen Clemens, QB, ORE – NY Jets
 2/60 Maurice Jones-Drew, RB, UCLA – Jacksonville
 3/77 Jon Alston, LB, STAN – St. Louis Rams
 3/82 Derek Hagan, WR, ASU – Miami
 3/91 Frostee Rucker, DE, USC – Cincinnati
 3/93 Dominique Byrd, TE, USC – St. Louis Rams
 4/101 Darnell Bing, LB, USC – Oakland
 4/111 Demetrius Williams, WR, ORE – Baltimore Ravens
 4/114 Joseph Toledo, T, WASH – Miami
 4/120 Jamar Williams, LB, ASU – Chicago
 5/136 Ryan O'Callaghan, T, CAL – New England
 5/145 Jerome Harrison, RB, WSU – Cleveland
 5/156 Julian Jenkins, DE, STAN – Tampa Bay
 5/163 David Kirtman, FB, USC – Seattle
 6/171 Mike Hass, WR, OSU – New Orleans
 6/178 Keith Ellison, OLB, OSU – Buffalo
 6/181 Baba Oshinowo, DT, STAN – Cleveland
 6/201 Marvin Philip, C, CAL – Pittsburgh
 6/204 LaJuan Ramsey, DT, USC – Philadelphia
 7/217 Fred Matua, G, USC – Detroit
 7/228 Jarrad Page, DB, UCLA – Kansas City
 7/230 Kili Lefotu, G, ARIZ – Washington
 7/235 Justin Phinisee, CB, ORE – Tampa Bay
 7/238 T.J. Rushing, CB, STAN – Indianapolis
 7/248 Aaron Merz, G, CAL – Buffalo

2007 (7 rounds – 28 players, 1 1st round)

1/12 Marshawn Lynch, RB, CAL – Buffalo
 2/38 Zach Miller, TE, ASU – Oakland
 2/45 Dwayne Jarrett, WR, USC – Carolina
 2/50 Chris Henry, RB, ARIZ – Tennessee
 2/51 Steve Smith, WR, USC – NY Giants
 2/59 Ryan Kalil, C, USC – Carolina
 2/64 Sabby Piscitelli, S, OSU – Tampa Bay
 3/76 Jason Hill, WR, WSU – San Francisco
 3/85 Brandon Mebane, DT, CAL – Seattle
 3/92 Trent Edwards, QB, STAN – Buffalo
 3/94 Michael Okwo, LB, STAN – Chicago
 3/95 Dante Hughes, CB, CAL – Indianapolis
 4/103 Isaiah Stanback, WR, WASH – Dallas
 4/126 Dashon Goldson, S, WASH – San Francisco
 5/143 Dallas Sartz, LB, USC – Washington
 5/144 Brandon Harrison, DB, STAN – Houston Texans
 5/155 Dante Rosario, TE, ORE – Carolina
 5/160 Justin Medlock, K, UCLA – Kansas City
 5/165 Eric Frampton, DB, WSU – Oakland
 6/178 Nick Folk, K, ARIZ – Dallas
 6/187 Matt Toeaina, DT, ORE – Cincinnati
 6/189 Adam Koets, T, OSU – NY Giants
 6/192 Desmond Bishop, LB, CAL – Green Bay
 6/210 Jordan Kent, WR, ORE – Seattle
 7/211 Oscar Lua, LB, USC – New England
 7/224 Michael Johnson, S, ARIZ – NY Giants
 7/234 Syndric Steptoe, WR, ARIZ – Cleveland
 7/252 Andrew Carnahan, T, ASU – Jacksonville

2008 (7 rounds – 34 players, 6 1st round)

1/7 Sedrick Ellis, DT, USC – New Orleans
 1/9 Keith Rivers, OLB, USC – Cincinnati
 1/13 Jonathan Stewart, RB, ORE – Carolina
 1/21 Sam Baker, T, USC – Atlanta
 1/27 Antoine Cason, CB, ARIZ – San Diego
 1/28 Lawrence Jackson, DE, USC – Seattle
 2/39 Chilo Rachal, G, USC – San Francisco
 2/48 Fred Davis, TE, USC – Washington
 2/49 DeSean Jackson, WR, CAL – Philadelphia
 2/59 Mike Pollak, G, ASU – Indianapolis
 2/63 Terrell Thomas, CB, USC – NY Giants
 3/85 Craig Stevens, TE, CAL – Tennessee
 3/88 Bruce Davis, LB, UCLA – Pittsburgh

3/98 Thomas DeCoud, S, CAL – Atlanta
 4/124 Justin Tryon, CB, ASU – Washington
 4/126 Lavelle Hawkins, WR, CAL – Tennessee
 5/137 John David Booty, QB, USC – Minnesota
 5/138 Robert James, MLB, ASU – Atlanta
 5/139 Ryan Torain, RB, ASU – Denver
 5/153 Matt Slater, WR, UCLA – New England
 5/155 Thomas Williams, MLB, USC – Jacksonville
 5/156 Dennis Dixon, QB, ORE – Pittsburgh
 5/157 Roy Schuening, G, OSU – St. Louis Rams
 6/183 Spencer Larsen, FB, ARIZ – Denver
 6/184 Mike Gibson, G, CAL – Philadelphia
 7/212 Wilrey Fontenot, CB, ARIZ – Atlanta
 7/213 Chauncey Washington, RB, USC – Jacksonville
 7/220 Josh Barrett, DB, ASU – Denver
 7/223 Alex Brink, QB, WSU – Houston Texans
 7/233 Justin Forsett, RB, CAL – Seattle
 7/241 Geoff Schwartz, T, ORE – Carolina
 7/243 Joey LaRocque, LB, OSU – Chicago
 7/245 Lionel Dotson, DE, ARIZ – Miami
 7/249 Chris Horton, S, UCLA – Washington

2009 (7 rounds – 32 players, 4 1st round)

1/5 Mark Sanchez, QB, USC – NY Jets
 1/15 Brian Cushing, LB, USC – Houston Texans
 1/21 Alex Mack, C, CAL – Cleveland
 1/26 Clay Matthews, LB, USC – Green Bay
 2/34 Pat Chung, DB, ORE – New England
 2/38 Rey Mauauluga, LB, USC – Cincinnati
 2/39 Eben Britton, T, ARIZ – Jacksonville
 2/42 Jairus Byrd, DB, ORE – Buffalo
 2/49 Max Unger, T, ORE – Seattle
 2/51 Andy Levitre, G, OSU – Buffalo
 2/56 Tili Moala, DT, USC – Indianapolis
 3/87 Patrick Turner, WR, USC – Miami
 3/96 Keenan Lewis, DB, OSU – Pittsburgh
 4/104 Kaluka Maiava, LB, USC – Cleveland
 4/107 Mike Thomas, WR, ARIZ – Jacksonville
 4/110 Victor Butler, DB, OSU – Dallas
 4/117 Kyle Moore, DE, USC – Tampa Bay
 4/126 Slade Norris, LB, OSU – Oakland
 5/148 Brandon Hughes, CB, OSU – San Diego
 5/159 Fenuki Tupou, T, ORE – Philadelphia
 5/172 David Buehler, K, USC – Dallas
 6/183 Cary Harris, DB, USC – Buffalo
 6/189 Kevin Ellison, DB, USC – San Diego
 6/190 Al Afalava, DB, OSU – Chicago
 6/194 Brandon Gibson, WR, WSU – Philadelphia
 6/205 Ra'Shon Harris, DT, ORE – Pittsburgh
 7/213 Paul Fanaika, G, ASU – Philadelphia
 7/223 Troy Nolan, DB, ASU – Houston Texans
 7/233 Sammie Stroughter, WR, OSU – Tampa Bay
 7/235 Zack Follett, LB, CAL – Detroit
 7/247 Nick Reed, DE, ORE – Seattle
 7/248 Cameron Morrah, TE, CAL – Seattle

2010 (7 rounds – 28 players, 2 1st round)

1/10 Tyson Alualu, DT, CAL – Jacksonville
 1/30 Jahvid Best, RB, CAL – Detroit
 2/35 Brian Price, DT, UCLA – Tampa Bay
 2/38 T.J. Ward, S, ORE – Cleveland
 2/42 Rob Gronkowski, TE, ARIZ – New England
 2/49 Taylor Mays, S, USC – San Francisco
 2/51 Toby Gerhart, RB, STAN – Minnesota
 2/64 Charles Brown, T, USC – New Orleans
 3/70 Ed Dickson, TE, ORE – Baltimore Ravens
 3/77 Damian Williams, WR, USC – Tennessee
 3/79 Donald Butler, LB, WASH – San Diego
 3/81 Earl Mitchell, DT, ARIZ – Houston Texans
 3/86 Daniel Te'o-Nesheim, DE, WASH – Philadelphia
 3/92 Shawn Lauvao, G, ASU – Cleveland
 3/94 Kevin Thomas, DB, USC – Indianapolis
 4/100 Everson Griffen, DE, USC – Minnesota
 4/104 Alterraun Verner, CB, UCLA – Tennessee
 4/111 Walter Thurmond, CB, ORE – Seattle
 4/112 Joe McKnight, RB, USC – NY Jets

6/185 Anthony McCoy, TE, USC – Seattle
 6/190 Travis Goethel, LB, ASU – Oakland
 6/206 Kyle Williams, WR, ASU – San Francisco
 7/219 Terrence Austin, WR, UCLA – Washington
 7/225 Syd'Quan Thompson, DB, CAL – Denver
 7/233 Jim Dray, TE, STAN – Arizona
 7/236 Dexter Davis, DE, ASU – Seattle
 7/239 Sean Canfield, QB, OSU – New Orleans
 7/253 Erik Lorig, FB, STAN – Tampa Bay

2011 (7 rounds – 31 players, 3 1st round)

1/8 Jake Locker, QB, WASH – Tennessee
 1/9 Tyron Smith, T, USC – Dallas
 1/24 Cameron Jordan, DE, CAL – New Orleans
 2/39 Akeem Ayers, LB, UCLA – Tennessee
 2/42 Brooks Reed, LB, ARIZ – Houston Texans
 2/45 Rahim Moore, DB, UCLA – Denver
 2/53 Stephen Paea, DT, OSU – Chicago
 2/56 Shane Vereen, RB, CAL – New England
 3/77 Jurrell Casey, DT, USC – Tennessee
 3/84 Mason Foster, LB, WASH – Tampa Bay
 3/89 Shareece Wright, DB, USC – San Diego
 3/93 Chris Conte, DB, CAL – Chicago
 3/97 Sione Fua, DT, STAN – Carolina
 4/102 Jordan Cameron, TE, USC – Cleveland
 4/116 Casey Matthews, LB, ORE – Philadelphia
 4/124 Owen Marecic, RB, STAN – Cleveland
 5/140 Gabe Miller, LB, OSU – Kansas City
 5/145 Jacquizz Rodgers, RB, OSU – Atlanta
 5/154 Richard Sherman, DB, STAN – Seattle
 6/167 Ryan Whalen, WR, STAN – Cincinnati
 6/182 Ronald Johnson, WR, USC – San Francisco
 6/184 David Carter, DT, UCLA – Arizona
 6/187 Aleen Bradford, RB, USC – Tampa Bay
 6/189 Mike Mohamed, LB, CAL – Denver
 6/197 Ricky Elmore, LB, ARIZ – Green Bay
 6/203 Zack Williams, C, WSU – Carolina
 7/215 D'Aundre Reed, DE, ARIZ – Minnesota
 7/233 Lawrence Guy, DT, ASU – Green Bay
 7/240 Stanley Havili, RB, USC – Philadelphia
 7/241 David Ausberry, WR, USC – Oakland
 7/242 Malcolm Smith, LB, USC – Seattle

2012 (7 rounds – 28 players, 4 1st round)

(Colorado and Utah joined)

1/1 Andrew Luck, QB, STAN – Indianapolis
 1/4 Matt Kalil, T, USC – Minnesota
 1/24 David DeCastro, G, STAN – Pittsburgh
 1/28 Nick Perry, LB, USC – Green Bay
 2/34 Coby Fleener, TE, STAN – Indianapolis
 2/37 Mitchell Schwartz, T, CAL – Cleveland
 2/42 Jonathan Martin, T, STAN – Miami
 2/46 Mychal Kendrick, LB, CAL – Philadelphia
 2/57 Brock Osweiler, QB, ASU – Denver
 2/61 LaMichael James, RB, ORE – San Francisco
 3/70 Bryan Anger, P, CAL – Jacksonville
 3/79 Brandon Hardin, S, OSU – Chicago
 3/88 Nick Foles, QB, ARIZ – Philadelphia
 3/88 Tony Bergstrom, G, UTAH – Oakland
 4/101 Omar Bolden, CB, ASU – Denver
 4/109 Alameda Ta'amu, DT, WASH – Pittsburgh
 4/128 Rhett Ellison, TE, USC – Minnesota
 5/151 Senio Kelemete, G, WASH – Arizona
 5/155 Josh Kaddu, LB, ORE – Miami
 5/160 Ryan Miller, T, COLO – Cleveland
 5/166 Marvin Jones, WR, CAL – Cincinnati
 5/168 Juron Criner, WR, ARIZ – Oakland
 6/178 Mark Asper, G, ORE – Buffalo
 7/216 D.J. Campbell, S, CAL – Carolina
 7/219 Trevor Guyton, DT, CAL – Minnesota
 7/231 Toney Clemons, WR, COLO – Pittsburgh
 7/240 David Paulson, TE, ORE – Pittsburgh
 7/245 Trevin Wade, WR, ARIZ – Cleveland

2013 (7 rounds – 28 players, 5 1st round)

1/3 Dion Jordan, DE, ORE – Miami

1/14 Star Lotulelei, DT, UTAH – Carolina
 1/20 Kyle Long, G, ORE – Chicago
 1/22 Desmond Trufant, CB, WASH – Atlanta
 1/26 Datone Jones, DE, UCLA – Green Bay
 2/35 Zach Ertz, TE, STAN – Philadelphia
 2/41 Robert Woods, WR, USC – Buffalo
 2/46 Kiko Alonso, LB, ORE – Buffalo
 3/71 T.J. McDonald, S, USC – St. Louis
 3/76 Keenan Allen, WR, CAL – San Diego
 3/79 Markus Wheaton, WR, OSU – Pittsburgh
 4/98 Matt Barkley, QB, USC – Philadelphia
 4/107 Brian Schwenke, C, CAL – Tennessee Titans
 4/109 David Bakhtiari, T, COLO – Green Bay
 4/121 Khaled Holmes, C, USC – Indianapolis
 4/125 Johnathan Franklin, RB, UCLA – Green Bay
 4/133 Levine Toilolo, TE, STAN – Atlanta
 5/140 Stepfan Taylor, RB, STAN – Arizona
 5/145 Steve Williams, CB, CAL – San Diego
 5/155 Jeff Locke, P, UCLA – Minnesota
 6/172 Nick Kasa, TE, COLO – Oakland
 6/182 Kenjon Barner, RB, ORE – Carolina
 6/192 John Boyett, S, ORE – Indianapolis
 6/196 Jeff Baca, G, UCLA – Minnesota
 7/212 Joe Kruger, DE, UTAH – Philadelphia
 7/218 Jordan Poyer, CB, OSU – Philadelphia
 7/236 Marquess Wilson, WR, WSU – Chicago
 7/247 Marc Anthony, CB, CAL – Baltimore Ravens

2014 (7 rounds – 35 players, 3 1st round)

1/9 Anthony Barr, OLB, UCLA – Minnesota
 1/20 Brandin Cooks, WR, OSU – New Orleans
 1/27 Deone Bucannon, S, WSU – Arizona
 2/33 Xavier Su'a-Filo, G, UCLA – Houston Texans
 2/38 Austin Seferian-Jenkins, TE, WASH – Tampa Bay
 2/39 Marqise Lee, WR, USC – Jacksonville
 2/45 Paul Richardson, WR, COLO – Seattle
 2/47 Trent Murphy, DE, STAN – Washington
 2/54 Bishop Sankey, RB, WASH – Tennessee
 3/70 Marcus Martin, C, USC – San Francisco
 3/72 Scott Crichton, DE, OSU – Minnesota
 3/82 Will Sutton, DT, ASU – Chicago
 3/86 Josh Huff, WR, ORE – Philadelphia
 3/98 Richard Rodgers, TE, CAL – Green Bay
 4/108 Cassius Marsh, DE, UCLA – Seattle
 4/115 Shaq Evans, WR, UCLA – NY Jets
 4/116 Keith McGill, CB, UTAH – Oakland
 4/117 Ka'Deem Carey, RB, ARIZ – Chicago
 4/121 Carl Bradford, OLB, ASU – Green Bay
 4/124 De'Anthony Thomas, RB, ORE – Kansas City
 4/126 Khairi Fortt, OLB, CAL – New Orleans
 4/140 Cameron Fleming, T, STAN – New England
 5/141 Taylor Hart, DE, ORE – Philadelphia
 5/145 David Yankey, G, STAN – Minnesota
 5/157 Shaquille Richardson, DB, ARIZ – Pittsburgh
 5/162 Ed Reynolds, DB, STAN – Philadelphia
 5/174 Devon Kennard, LB, USC – NY Giants
 6/192 Jordan Zumwalt, LB, UCLA – Pittsburgh
 6/201 Marion Grice, RB, ASU – San Diego
 6/204 Tyler Gaffney, RB, STAN – Carolina
 6/212 Marquis Flowers, RB, ARIZ – Cincinnati
 7/216 Drew Howell, LS, ORE – Houston Texans
 7/231 Ben Gardner, DE, STAN – Dallas
 7/233 Trevor Reilly, LB, UTAH – NY Jets
 7/254 Terrance Mitchell, DB, ORE – Dallas

2015 (7 rounds – 39 players, 9 1st round)

1/2 Marcus Mariota, QB, ORE – Tennessee Titans
 1/6 Leonard Williams, DT, USC – NY Jets
 1/12 Danny Shelton, DT, WASH – Cleveland
 1/13 Andrus Peat, T, STAN – New Orleans
 1/17 Arik Armstead, DE, ORE – San Francisco
 1/18 Marcus Peters, CB, WASH – Kansas City
 1/20 Nelson Agholor, WR, USC – Philadelphia
 1/25 Shaq Thompson, LB, WASH – Carolina
 1/30 Damarious Randall, DB, ASU – Green Bay
 2/44 Hau'oli Kikaha, LB, WASH – New Orleans

2/45 Eric Kendricks, LB, UCLA – Minnesota
 2/47 Eric Rowe, CB, UTAH – Philadelphia
 2/51 Nate Orchard, DE, UTAH – Cleveland
 2/53 Jake Fisher, T, ORE – Cincinnati
 2/64 Jordan Richards, S, STAN – New England
 3/66 Jeremiah Poutasi, G, UTAH – Tennessee Titans
 3/70 Jaelen Strong, WR, ASU – Houston Texans
 3/71 Hroniss Grasu, C, ORE – Chicago
 3/74 Owa Odighizuwa, DE, UCLA – NY Giants
 3/80 Alex Carter, CB, STAN – Detroit
 3/89 Sean Mannion, QB, OSU – St. Louis Rams
 3/93 Henry Anderson, DE, STAN – Indianapolis
 3/94 Ty Montgomery, WR, STAN – Green Bay
 3/96 Xavier Cooper, DT, WSU – Cleveland
 3/98 Steven Nelson, CB, OSU – Kansas City
 4/114 Jamil Douglas, G, ASU – Miami
 4/120 Josh Shaw, CB, USC – Cincinnati
 4/123 Vince Mayle, WR, WSU – Cleveland
 4/125 Javorius Allen, RB, USC – Baltimore Ravens
 4/135 Marcus Hudson, DT, ASU – Cincinnati
 5/147 Brett Hundley, QB, UCLA – Green Bay
 5/151 David Parry, NT, STAN – Indianapolis
 5/172 D.J. Alexander, LB, OSU, Kansas City
 6/184 Kaelin Clay, WR, UTAH – Tampa Bay
 6/198 Randall Telfer, TE, USC – Cleveland
 6/209 Obum Gwacham, DE, OSU – Seattle
 7/219 Hayes Pullard, LB, USC – Cleveland
 7/241 Ifo Ekpre-Okumu, CB, ORE – Cleveland
 7/248 Ryan Murphy, DB, OSU – Seattle

2016 (7 rounds – 32 players, 4 1st round)

1/1 Jared Goff, QB, CAL – LA Rams
 1/7 DeForest Buckner, DE, ORE – San Francisco
 1/27 Kenny Clark, NT, UCLA – Green Bay
 1/28 Joshua Garnett, G, STAN – San Francisco
 2/36 Myles Jack, LB, UCLA – Jacksonville
 2/53 Su'a Cravens, LB, USC – Washington
 3/66 Max Tuerk, C, USC – San Diego
 3/79 Isaac Seumalo, G, OSU – Philadelphia
 3/81 Austin Hooper, TE, STAN – Atlanta
 3/93 Cody Kessler, QB, USC – Cleveland
 4/131 Blake Martinez, LB, STAN – Green Bay
 4/136 Devontae Booker, RB, UTAH – Denver
 5/148 Caleb Benenoch, T, UCLA – Tampa Bay
 5/149 Paul Perkins, RB, UCLA – NY Giants
 5/151 Joe Dahl, G, WSU – Detroit
 5/154 Jordan Payton, WR, UCLA – Cleveland
 5/161 Christian Westerman, G, ASU – Cincinnati
 5/162 Kevin Hogan, QB, STAN – Kansas City
 5/163 Trevor Davis, WR, CAL – Green Bay
 6/200 Kyle Murphy, T, STAN – Green Bay
 6/218 Kevon Seymour, CB, USC – Buffalo
 6/219 Will Parks, S, ARIZ – Denver
 6/220 Travis Feeny, OLB, WASH – Pittsburgh
 7/222 Aaron Wallace, OLB, UCLA – Tennessee Titans
 7/225 Devin Lucien, WR, ASU – New England
 7/231 Thomas Duarte, TE, UCLA – Miami
 7/236 Dwayne Washington, RB, WASH – Detroit
 7/237 Daniel Lasco, RB, CAL – New Orleans
 7/238 Devin Fuller, WR, UCLA – Atlanta
 7/243 Kenny Lawler, WR, CAL – Seattle
 7/250 Scooby Wright, LB, ARIZ – Cleveland
 7/251 Joe Walker, ILB, ORE – Philadelphia

2017 (7 rounds – 36 players, 6 1st round)

1/3 Solomon Thomas, DE, STAN – San Francisco
 1/8 Christian McCaffrey, RB, STAN – Carolina
 1/9 John Ross, WR, WASH – Cincinnati
 1/18 Adoree' Jackson, CB, USC – Tennessee Titans
 1/20 Garrett Bolles, T, UTAH – Denver
 1/26 Takkari McKinley, DE, UCLA – Atlanta
 2/33 Kevin King, CB, WASH – Green Bay
 2/36 Budda Baker, S, WASH – Arizona
 2/42 Marcus Williams, S, UTAH – New Orleans
 2/43 Sidney Jones, CB, WASH – Philadelphia
 2/60 Chidobe Awuzie, CB, COLO – Dallas



2/62 JuJu Smith-Schuster, WR, USC – Pittsburgh
 3/66 Ahkello Witherspoon, CB, COLO – San Francisco
 3/81 Fabian Moreau, CB, UCLA – Washington
 3/87 Davis Webb, QB, CAL – NY Giants
 3/88 Eddie Vanderdoes, DT, UCLA – Oakland
 4/111 Tedric Thompson, S, COLO – Seattle
 4/121 Joe Williams, RB, UTAH – San Francisco
 4/136 Sean Harlow, G, OSU – Atlanta
 4/137 Zach Banner, T, USC – Indianapolis
 4/141 Chad Hansen, WR, CAL – NY Jets
 5/155 Jayon Brown, LB, USC – Tennessee Titans
 5/164 Isaac Asiata, G, UTAH – Miami
 5/169 Treston Decoud, S, OSU – Houston Texans
 5/173 Brian Allen, CB, UTAH – Pittsburgh
 5/176 J.J. Dielman, C, UTAH – Cincinnati
 6/190 Sam Tevi, T, UTAH – LA Chargers
 6/202 Pita Taumoepeanu, LB, UTAH – San Francisco
 6/211 Conor McDermott, T, UCLA – New England
 6/214 Elijah Qualls, DT, WASH – Philadelphia
 6/218 Leon McQuay III, S, USC – Kansas City
 7/221 Shalom Luani, S, WSU – Oakland
 7/223 Stevie Tu'ikolovatu, NT, USC – Tampa Bay
 7/224 Zane Gonzalez, K, ASU – Cleveland
 7/241 Khalfani Muhammad, RB, CAL – Tenn. Titans
 7/246 Jordan Carrell, DT, COLO – Dallas

2018 (7 rounds – 30 players, 4 1st round)

1/3 Sam Darnold, QB, USC – NY Jets
 1/10 Josh Rosen, QB, UCLA – Arizona
 1/12 Vita Vea, DT, WASH – Tampa Bay
 1/15 Kolton Miller, T, UCLA – Oakland
 2/38 Ronald Jones, RB, USC – Tampa Bay
 2/44 Dante Pettis, WR, WASH – San Francisco
 2/48 Uchenna Nwosu, LB, USC – LA Chargers
 2/58 Isaiah Oliver, CB, COLO – Atlanta
 3/68 Justin Reid, S, STAN – Houston Texans
 3/71 Royce Freeman, RB, ORE – Denver
 3/79 Rahseem Green, DE, USC – Seattle
 3/96 Harrison Phillips, DT, STAN – Buffalo
 4/120 Will Dissy, TE, WASH – Seattle
 4/122 Kenny Young, LB, UCLA – Baltimore Ravens
 4/131 Kalen Ballage, RB, ASU – Miami
 4/137 Dalton Schultz, TE, STAN – Dallas
 5/138 Cole Madison, G, WSU – Green Bay
 5/152 Dane Cruikshank, S, ARIZ – Tennessee Titans
 5/153 Tyrell Crosby, T, ORE – Detroit
 5/155 Scott Quessenberry, C, UCLA – LA Chargers
 5/162 Jordan Lasley, WR, UCLA – Baltimore Ravens
 6/178 Christian Sam, LB, ASU – New England
 6/181 Kylie Fitts, LB, UTAH – Chicago
 6/183 Sam Jones, G, ASU – Denver
 6/199 Luke Falk, QB, WSU – Tennessee Titans
 6/214 Peter Kalambayi, LB, STAN – Houston Texans
 6/216 Azeem Victor, LB, WASH – Oakland
 6/217 Keishawn Bierria, LB, WASH – Denver
 7/225 Devante Downs, LB, CAL – Minnesota
 7/232 James Looney, DE, CAL – Green Bay

2019 (7 rounds – 33 players, 3 1st round)

1/22 Andre Dillard, OT, WSU – Philadelphia
 1/31 Kaleb McGary, OT, WASH – Atlanta
 1/32 N'Keal Harry, WR, ASU – New England
 2/33 Byron Murphy, CB, WASH – Arizona Cardinals
 2/47 Marquise Blair, S, UTAH – Seattle
 2/52 Drew Sample, TE, WASH – Cincinnati
 2/57 JJ Arcega-Whiteside, WR, STAN – Philadelphia
 2/61 Taylor Rapp, S, WASH – Los Angeles Rams
 3/88 Cody Barton, OLB, UTAH – Seattle
 3/89 Bobby Okereke, OLB, STAN – Indianapolis
 3/92 Chuma Edoga, OT, USC – NY Jets
 4/110 Mitch Wishnowsky, P, UTAH – San Francisco
 4/112 Bryce Love, RB, STAN – Washington
 4/125 Renell Wren, DT, ASU – Cincinnati
 4/127 Iman Marshall, CB, USC – Baltimore Ravens
 4/132 Ugochukwu Amadi, S, ORE – Seattle
 4/134 Greg Gaines, DT, WASH – Los Angeles Rams
 5/140 Ben Burr-Kirven, ILB, WASH – Seattle

5/144 Marvell Tell III, S, USC – Indianapolis
 5/145 Matt Gay, PK, UTAH – Tampa Bay
 5/156 Justin Hollins, OLB, ORE – Denver
 5/162 Cameron Smith, ILB, USC – Minnesota
 5/163 Jake Bailey, P, STAN – New England
 5/172 Jordan Miller, CB, WASH – Atlanta
 6/176 Kaden Smith, TE, STAN – San Francisco
 6/178 Gardner Minshew, QB, WSU – Jacksonville
 6/187 Juwann Winfree, WR, COLO – Denver
 7/229 PJ Johnson, DT, ARIZ – Detroit
 7/234 Myles Gaskin, RB, Miami
 7/239 Dillon Mitchell, WR, ORE – Minnesota
 7/240 Jackson Barton, OT, UTAH – Indianapolis
 7/241 Jalen Jelks, DE, ORE – Dallas
 7/254 Caleb Wilson, TE, UCLA – Arizona

2020 (7 rounds – 32 players, 3 1st round)

1/6 Justin Herbert, QB, ORE – LA Chargers
 1/18 Austin Jackson, OL, USC – Miami
 1/25 Brandon Aiyuk, WR, ASU – San Francisco
 2/34 Michael Pittman Jr., WR, USC – Indianapolis
 2/42 Laviska Shenault Jr., WR, COLO – Jacksonville
 2/50 Jaylon Johnson, CB, UTAH – Chicago
 3/68 Ashtyn Davis, S, CAL – NY Jets
 3/85 Julian Blackmon, S, UTAH – Indianapolis
 3/86 Zack Moss, RB, UTAH – Buffalo
 3/91 Devin Asiasi, TE, UCLA – New England
 3/103 Davion Taylor, OLB, COLO – Philadelphia
 3/104 Terrell Burgess, S, UTAH – LA Rams
 4/110 Darnay Holmes, CB, UCLA – NY Giants
 4/112 Joshua Kelley, RB, UCLA – LA Chargers
 4/114 Leki Fotu, DT, UTAH – Arizona
 4/122 Jacob Eason, QB, WASH – Indianapolis
 4/132 Troy Dye, OLB, ORE – Minnesota
 4/133 Colby Parkinson, TE, STAN – Seattle
 4/134 Jaylinn Hawkins, S, CAL – Atlanta
 5/150 Shane Lemieux, OG, ORE – NY Giants
 5/160 Nick Harris, C, WASH – Cleveland
 5/179 Bradlee Anae, DE, UTAH – Dallas
 6/189 Jake Luton, QB, OSU – Jacksonville
 6/197 John Penisini, DT, UTAH – Detroit
 6/202 Evan Weaver, ILB, CAL – Arizona
 6/203 Blake Brandel, OT, OSU – Minnesota
 6/207 Isaiah Hodgins, WR, OSU – Buffalo
 6/208 Jake Hanson, C, ORE – Green Bay
 6/212 Dezmon Patmon, WR, WSU – Indianapolis
 7/222 Eno Benjamin, RB, ASU – Arizona
 7/226 Arlington Highbright, OT, COLO – Chicago
 7/233 Casey Toohill, DE, STAN – Philadelphia

2021 (7 rounds – 28 players, 3 1st round)

1/7 Penei Sewell, OT, ORE – Detroit
 1/14 Alijah Vera-Tucker, OL, USC – NY Jets
 1/32 Joe Tryon, OLB, WASH – Tampa Bay
 2/36 Jevon Holland, S, ORE – Miami
 2/41 Levi Onwuzurike, DL, WASH – Detroit
 2/45 Walker Little, OT, STAN – Jacksonville
 3/67 Davis Mills, QB, STAN – Houston
 3/75 Osa Odighizuwa, DT, UCLA – Dallas
 3/76 Paulson Adebode, CB, STAN – New Orleans
 3/99 Nahshon Wright, CB, OSU – Dallas
 3/100 Elijah Molden, CB, WASH – Tennessee
 4/106 Jay Tufele, DT, USC – Jacksonville
 4/112 Amon-Ra St. Brown, WR, USC – Detroit
 4/114 Drew Dalman, C, STAN – Atlanta
 4/125 Camryn Bynum, CB/S, CAL – Minnesota
 5/166 Keith Taylor, CB, WASH – Carolina
 5/172 Deommodore Lenoir, CB, ORE – San Francisco
 5/179 Simi Fehoko, WR, STAN – Dallas
 5/180 Talanoa Hufanga, S, USC – San Francisco
 6/187 Frank Darby, WR, ASU – Atlanta
 6/189 Marlon Tuipulotu, DT, USC – Philadelphia
 6/195 Roy Lopez, DL, ARIZ – Houston
 6/196 Gary Brightwell, RB, ARIZ – NY Giants
 6/197 Will Sherman, OL, COLO – New England
 6/211 Demetric Felton, RB, UCLA – Cleveland
 6/215 Brady Breeze, S, ORE – Tennessee

6/228 Thomas Graham Jr., CB, ORE – Chicago
 7/257 Jermar Jefferson, RB, OSU – Detroit

2022 (7 rounds – 25 players, 4 1st round)

1/5 Kayvon Thibodeaux, DE, ORE – NY Giants
 1/8 Drake London, WR, USC – Atlanta
 1/21 Trent McDuffie, CB, WASH – Kansas City
 1/27 Devin Lloyd, LB, UTAH – Jacksonville
 2/39 Tyler Gordon, CB, WASH – Chicago
 2/61 Drake Jackson, LB, USC – San Francisco
 3/72 Abraham Lucas, OT, WSU – Seattle
 3/80 Greg Dulcich, TE, UCLA – Denver
 3/91 Rachaad White, RB, ASU – Tampa Bay
 3/92 Sean Rhyan, OL, UCLA – Green Bay
 4/106 Cade Otton, TE, WASH – Tampa Bay
 4/121 Jack Jones, CB, ASU – New England
 5/147 D.J. Davidson, DT, ASU – NY Giants
 5/150 Thomas Booker, DT, STAN – Houston
 5/160 Otito Ogbornia, DT, UCLA – LA Chargers
 5/163 Kyle Philips, WR, UCLA – Tennessee
 5/170 Teagan Quitoriano, TE, OSU – Houston
 5/171 Luke Wattenberg, OL, WASH – Denver
 6/201 Keaontay Ingram, RB, USC – Arizona
 6/211 Quentin Lake, DB, UCLA – LA Chargers
 7/224 Cameron Goode, OLB, CAL – Miami
 7/237 Chase Lucas, DB, ASU – Detroit
 7/243 Jaylen Watson, DB, WSU – Kansas City
 7/250 Brittain Brown, RB, UCLA – LV Raiders
 7/254 Elijah Hicks, S, CAL – Chicago

ARIZONA (11 players, 17 rings)

Ron Gardin, WR, Colts (V)
Theopolis T' Bell, WR, Steelers (XIII, XIV)
Edwin Mulitalo, OL, Ravens (XXXV)
Chris McAlister, CB, Ravens (XXXV)
Tedy Bruschi, LB, Patriots (XXXVI, XXXVIII, XXXIX)
Josh Miller, P, Patriots (XXXIX)
Michael Johnson, DB, Giants (XLII)
Antonio Pierce, LB, Giants (XLII)
Mike Bell, RB, Saints (XLIV)
Rob Gronkowski, TE, Patriots (XLIX, LI, LIII); Bucs (LV)
Nick Foles, QB, Eagles (LII)

ARIZONA STATE (28 players, 35 rings)

Travis Williams, RB, Packers (II)
Curley Culp, DT, Chiefs (IV)
Bob Breunig, LB, Cowboys (XII)
Danny White, QB/P, Cowboys (XII)
Mike Haynes, DB, Raiders (XVIII)
Mike Richardson, DB, Bears (XX); 49ers (XXIV)
Kit Lathrop, DL, Redskins (XXII)
Gerald Riggs, RB, Redskins (XXVI)
Jim Jeffcoat, DE, Cowboys (XXVII, XXVIII)
Darren Woodson, S, Cowboys (XXVII, XXVIII, XXX)
Jon Baker, PK, Cowboys (XXX)
Shante Carver, DE, Cowboys (XXX)
Craig Newsome, DB, Packers (XXXI)
Paul Justin, QB, Rams (XXXIV)
J.R. Redmond, RB, Patriots (XXXVI)
Grey Ruegamer, C, Patriots (XXXVI); Giants (XLII)
Jason Kyle, LS, Saints (XLIV)
Marvel Smith, OT, Steelers (XL, XLIII)
Dimitri Nance, RB, Packers (XLV)
Justin Tryon, DB, Giants (XLVI)
Terrell Suggs, LB, Ravens (XLVII); Chiefs (LIV)
Zach Miller, TE, Seahawks (XLVIII)
Kyle Williams, WR, Broncos (L)
Omar Bolden, DB, Broncos (L)
Brock Osweiler, QB, Broncos (L)
DJ Foster, RB, Patriots (LI)
Lawrence Guy, DL, Patriots (LIII)
Christian Sam, LB, Patriots (LIII)

CALIFORNIA (29 players, 37 rings)

Craig Morton, QB, Cowboys (VI)
Loren Toews, LB, Steelers (IX, X, XIII, XIV)
Jeff Barnes, LB, Raiders (XV, XVIII)
Matt Bouza, WR, 49ers (XVI)
Ray Wersching, PK, 49ers (XVI, XIX)
Ron Rivera, LB, Bears (XX)
Joe Cooper, PK, Giants (XXI)
Steve Hendrickson, LB, 49ers (XXIV)
Doug Riesenberger, OL, Giants (XXV)
Doug Brien, PK, 49ers (XXIX)
Rhett Hall, DL, 49ers (XXIX)
Gary Plummer, LB, 49ers (XXIX)
Je'Rod Cherry, DB, Patriots (XXXVI, XXXVIII, XXXIX)
Tully Banta-Cain, LB, Patriots (XXXVIII, XXXIX)
Chidi Iwuoma, DB, Steelers (XL)
Matt Giordano, DB, Colts (XLI)
Tarik Glenn, OL, Colts (XLI)
Scott Fujita, LB, Saints (XLIV)
Desmond Bishop, LB, Packers (XLV)
Aaron Rodgers, QB, Packers (XLV)
Marshawn Lynch, RB, Seahawks (XLVIII)
Brandon Mebane, DT, Seahawks (XLVIII)
Shane Vereen, RB, Patriots (XLIX)
C.J. Anderson, RB, Broncos (L)
Mychal Kendricks, LB, Eagles (LII)
Bryce Treggs, RB, Eagles (LII)
Stephen Anderson, TE, Patriots (LIII)
Brian Schwenke, OL, Patriots (LIII)
Mitchell Schwartz, OL, Chiefs (LIV)

COLORADO (35 players, 52 rings)

Boyd Dowler, E, Packers (I, II)

Dick Anderson, DB, Dolphins (VII, VIII)
Cliff Branch, WR, Raiders (XI, XV, XVIII)
Terry Kunz, RB, Raiders (XI)
Mike L. Davis, DB, Raiders (XV, XVIII)
Odis McKinney, DB, Raiders (XV, XVIII)
Greg Westbrook, LB, Raiders (XV)
George Visger, DT, 49ers (XVI)
Don Hasselbeck, TE, Raiders (XVIII)
Brian Cabral, LB, Bears (XIX)
Emery Moorehead, WR, Bears (XIX)
Lee Rouson, RB, Giants (XXI)
Eric Coyle, C, Redskins (XXII)
Richard Johnson, WR, Redskins (XXII)
Barry Heltron, P, 49ers (XXIII, XXIV)
Mickey Pruitt, LB, Cowboys (XXVI)
Shannon Clavelle, DT, Packers (XXXI)
Carius Holland, DT, Packers (XXXI)
Matt Lepsis, OT, Broncos (XXXII, XXXIII)
Tom Rounen, P, Broncos (XXXII, XXXIII)
Alfred Williams, DE, Broncos (XXXII, XXXIII)
Viliami Maumau, DT, Broncos (XXXIII)
Tom Ashworth, OT, Patriots (XXXVI, XXXVIII, XXXIX)
Charles E. Johnson, WR, Patriots (XXXVI)
Ted Johnson, LB, Patriots (XXXVI, XXXVIII, XXXIX)
Ben Kelly, CB/KR, Patriots (XXXVI)
Christian Fauria, TE, Patriots (XXXVIII, XXXIX)
Daniel Graham, TE, Patriots (XXXVIII, XXXIX)
Mitch Berger, P, Steelers (XLIII)
Mason Crosby, PK, Packers (XLV)
Brad Jones, LB, Packers (XLV)
Jimmy Smith, CB, Ravens (XLVII)
Nate Solder, OL, Patriots (XLIX, LI)
Nick Kasa, TE, Broncos (L)
Tyler Polumbus, OL, Broncos (L)

OREGON (30 players, 41 rings)

Mel Renfro, RB, Cowboys (VI, XII)
Claxton Welch, RB, Cowboys (VI)
Fred Quillan, OL, 49ers (XVI, XIX)
Mario Clark, CB, 49ers (XIX)
Russ Francis, TE, 49ers (XIX)
Jeff Stover, DL, 49ers (XIX, XXIII)
Mike Walter, LB, 49ers (XIX, XXIII, XXIV)
George Martin, DE, Giants (XXI)
Rollin Putzier, DT, 49ers (XXIV)
Derek Loville, RB, 49ers (XXIX); Broncos (XXXII, XXXIII)
Bill Musgrave, QB, 49ers (XXIX)
Jeff Thomason, TE, Packers (XXXI)
Ernest Jones, DL, Broncos (XXXII)
Gary Zimmerman, OL, Broncos (XXXII)
Pat Johnson, WR, Ravens (XXXV)
Jed Weaver, TE, Patriots (XXXIX)
Reuben Droughns, RB, Giants (XLII)
Dennis Dixon, QB, Steelers (XLIII); Ravens (XLVII)
Spencer Paysinger, LB, Giants (XLVI)
Ed Dickson, TE, Ravens (XLVII)
Haloti Ngata, DT, Ravens (XLVII)
Walter Thurmond, DB, Seahawks (XLVIII)
Max Unger, OL, Seahawks (XLVIII)
LeGarrette Blount, RB, Patriots (XLIX, LI)
Patrick Chung, DB, Patriots (XLIX, LI, LIII)
T.J. Ward, DB, Broncos (L)
Kenjon Barner, RB, Eagles (LII)
Joe Walker, LB, Eagles (LII)
Justin Hollins, LB, Rams (LVI)
Johnny Mundt, TE, Rams (LVI)

OREGON STATE (12 players, 13 rings)

Paul Lowe, RB, Chiefs (IV)
Fred Anderson, DL, Steelers (XIII)
Kenny Taylor, DB, Bears (XX)
Ron Heller, TE, 49ers (XXIII)
Darrick Brilz, OL, Redskins (XXII)
Adam Koets, OL, Giants (XLII)
Brandon Browner, DB, Seahawks (XLVIII); Patriots (XLIX)
Ryan Murphy, DB, Broncos (L)

Josh Andrews, OL, Steelers (LII)
Isaac Seumalo, OL, Eagles (LII)
Matt Moore, QB, Chiefs (LIV)
Johnny Hekker, P, Rams (LVI)

STANFORD (25 players, 33 rings)

Blaine Nye, OL, Cowboys (VI)
George Buehler, OL, Raiders (XI)
Benny Barnes, CB, Cowboys (XII)
Pat Donovan, DT, Cowboys (XII)
Tony Hill, WR, Cowboys (XII)
Scott Laidlaw, RB, Cowboys (XII)
Jim Plunkett, QB, Raiders (XV, XVIII)
Guy Benjamin, QB, 49ers (XVI)
Miit McColl, LB, 49ers (XVI; XIX)
Ken Margerum, WR, Bears (XX)
Toi Cook, CB, 49ers (XXIX)
Chris Dalman, 49ers (XXIX)
Ed McCaffrey, WR, 49ers (XXIX); Broncos (XXXII, XXXIII)
John Elway, QB, Broncos (XXXII, XXXIII)
Darrin Gordon, CB, Broncos (XXXII, XXXIII)
John Lynch, DB, Buccaneers (XXXVII)
T.J. Rushing, DB, Colts (XLI)
Leigh Torrence, DB, Saints (XLIV)
Doug Baldwin, WR, Seahawks (XLVIII)
Richard Sherman, DB, Seahawks (XLVIII)
Cameron Flemming, OL, Patriots (XLIX, LI)
Tyler Gaffney, RB, Patriots (XLIX, LI)
Jordan Richards, DB, Patriots (LI)
Zach Ertz, TE, Eagles (LII)
Aziz Shittu, DE, Eagles (LII)

UCLA (37 players, 55 rings)

Jimmy Allen, DB, Steelers (IX, X)
Dave Dalby, C, Raiders (XI, XV, XVIII)
Efren Herrera, PK, Cowboys (XII)
Bruce Davis, OT, Raiders (XV, XVIII)
Randy Cross, OG, 49ers (XVI, XIX, XXII)
Rick Walker, TE, Redskins (XVII)
Dokie Williams, FL, Raiders (XVIII)
Manu Tuiaosopo, DT, 49ers (XIX)
Wendell Tyler, RB, 49ers (XIX)
Tim Wrightman, TE, Bears (XX)
Herb Welch, DB, Giants (XXI)
Jay Schroeder, QB, Redskins (XXII)
Steve Bono, QB, 49ers (XXIV)
Mike Sherrard, WR, 49ers (XXIV)
James Washington, FS, Cowboys (XXVII, XXVIII)
Troy Aikman, QB, Cowboys (XXVII, XXVIII, XXX)
Frank Cornish, C, Cowboys (XXVII, XXVIII)
Ken Norton, LB, Cowboys (XXVII, XXVIII), 49ers (XXIX)
Derek Tennell, TE, Cowboys (XXVII)
Mike Lodish, DL, Broncos (XXXII, XXXIII)
Jonathan Ogden, OT, Ravens (XXXV)
Roman Phifer, LB, Patriots (XXXVI, XXXVIII, XXXIX)
Ryan Nece, LB, Buccaneers (XXXVII)
J.J. Stokes, WR, Patriots (XXXVIII)
Travis Kirschke, DL, Steelers (XL, XLIII)
Tommy Maddox, QB, Steelers (XL)
Bryan Fletcher, TE, Colts (XLI)
Bruce Davis, LB, Steelers (XLIII)
Rodney Leisle, DL, Saints (XLIV)
Brandon Chillar, LB, Packers (XLV)
Spencer Havner, LB, Packers (XLV)
Brendon Ayanbadejo, LB, Ravens (XLVII)
Derrick Coleman, FB, Seahawks (XLVIII)
Akeem Ayers, LB, Patriots (XLIX)
Matthew Slater, WR/KR, Patriots (XLIX, LI, LIII)
Randall Goforth, DB, Eagles (LII)
Darren Andrews, WR, Patriots (XLIII)

USC (47 players, 60 rings)

Willie Wood, DB, Packers (I, II)
Mike Garrett, RB, Chiefs (IV)
Ray May, LB, Colts (V)
Tody Smith, DE, Cowboys (VI)



Lynn Swann, WR, Steelers (IX, X, XIII, XIV)
 Clarence Davis, RB, Raiders (XI)
 Willie Hall, LB, Raiders (XI)
 Manfred Moore, RB, Raiders (XI)
 Charles Phillips, DB, Raiders (XI)
 Mike Rae, QB, Raiders (XI)
 Alonzo Thomas, DB, Raiders (XI)
 John Vella, OL, Raiders (XI)
 Gerry Mullins, OL, Steelers (XVIII, XIV)
 Mario Celotto, LB, Raiders (XV)
 Bob Chandler, WR, Raiders (XV)
 Rod Martin, LB, Raiders (XV, XVIII)
 Charle Young, TE, 49ers (XVI)
 Ronnie Lott, DB, 49ers (XVI, XIX, XXIII, XXIV)
 Marcus Allen, RB, Raiders (XVIII)
 Don Mosebar, OL, Raiders (XVIII)
 Riki (Gray) Ellison, LB, 49ers (XIX, XXIII)
 Keith Van Horne, OL, Bears (XX)
 Lawrence McGrew, LB, Giants (XXV)
 Ricky Ervins, RB, Redskins (XXVI)
 Scott Galbraith, TE, Cowboys (XXVIII)
 Derrick Deese, OL, 49ers (XXIX)
 Tim McDonald, DB, 49ers (XXIX)
 Edward Hervey, WR, Cowboys (XXX)
 John Michels, OL, Packers (XXXI)
 Brian Williams, LB, Packers (XXXI)
 Lamont Hollinquest, LB, Packers (XXXI)
 Matt Willig, OL, Rams (XXXIV)
 Willie McGinest, LB, Patriots (XXXVI, XXVIII, XXXIX)
 Keyshawn Johnson, WR, Buccaneers (XXXVII)
 Brian Kelly, DB, Buccaneers (XXXVII)
 Rob Johnson, QB, Buccaneers (XXXVII)
 Troy Polamalu, DB, Steelers (XL, XLIII)
 Steve Smith, WR, Giants (XLII)
 Manuel Wright, DT, Giants (XLII)
 Reggie Bush, RB, Saints (XLIV)
 Sedrick Ellis, DT, Saints (XLIV)
 Clay Matthews, LB, Packers (XLV)
 Michael Morgan, LB, Seahawks (XLVIII)
 Malcolm Smith, LB, Seahawks (XLVIII)
 Nelson Agholor, WR, Eagles (LII)
 Ronald Jones, RB, Buccaneers (LV)
 Robert Woods, WR, Rams (LVI)

UTAH (18 players, 23 rings)

Marv Fleming, TE, Packers (I, II); Dolphins (VII, VIII)
 Roy Jefferson, WR, Colts (IV)
 Manny Fernandez, DT, Dolphins (VII, VIII)
 Carl Monroe, RB, 49ers (XIX)
 Craig McEwen, TE, Redskins (XXII)
 Carl Harry, WR, Redskins (XXVI)
 Anthony Davis, LB, Ravens (XXXV)
 Chris Kemoeatu, OL, Steelers (XLIII)
 Ma'ake Kemoeatu, DT, Ravens (XLVII)
 Paul Kruger, OLB/DE, Ravens (XLVII)
 David Reed, WR, Ravens (XLVII)
 Sealter Siliga, DT, Patriots (XLIX)
 Sam Brenner, OL, Broncos (L)
 Eric Rowe, DB, Patriots (LI, LIII)
 Trevor Reilly, LB, Patriots (LI)
 Jackson Barton, OL, Chiefs (LIV)
 Eric Weddle, S, Rams (LVI)
 Matt Gay, K, Rams (LVI)

WASHINGTON (34 players, 37 rings)

Steve Thompson, DT, Jets (III)
 Ray Mansfield, C, Steelers (IX, X)
 Ray Pinney, OL, Steelers (XIII)
 Dave Browning, DE, Raiders (XV)
 Dave Pear, DT, Raiders (XV)
 Tony Caldwell, LB, Raiders (XVIII)
 Anthony Allen, WR, Redskins (XXII)
 Ron Hadley, LB, 49ers (XXIII)
 Kevin Gogan, OL, Cowboys (XXVII, XXVIII)
 Ray Horton, CB, Cowboys (XXVII)
 Dennis Brown, DE, 49ers (XXIX)

Dana Hall, DB, 49ers (XXIX)
 Eric Bjornson, TE, Cowboys (XXX)
 Brian Habib, OL, Broncos (XXXII)
 Harald Hasselbach, DE, Broncos (XXXII, XXXIII)
 David Richie, DT, Broncos (XXXII)
 Ernie Conwell, TE, Rams (XXXIV)
 D'Marco Farr, DT, Rams (XXXIV)
 Hakim Akbar, LB, Patriots (XXXVI)
 Fred Coleman, WR, Patriots (XXXVI)
 Lawyer Milloy, DB, Patriots (XXXVI)
 Damon Huard, QB, Patriots (XXXVIII)
 Corey Dillon, RB, Patriots (XXXIX)
 Omare Lowe, DB, Patriots (XXXIX)
 Roy Lewis, DB, Steelers (XLII)
 Mark Brunell, QB, Saints (XLIV)
 Jermaine Kearse, WR, Seahawks (XLVIII)
 Sidney Jones, DB, Eagles (LII)
 Elijah Qualls, DT, Eagles (LII)
 Vita Vea, DT, Buccaneers (LV)
 Jaydon Mickens, WR/KR, Buccaneers (LV)
 Taylor Rapp, S, Rams (LVI)
 Greg Gaines, DL, Rams (LVI)
 Coleman Shelton, OL, Rams (LVI)

WASHINGTON STATE (12 players, 18 rings)

Mike Wilson, WR, 49ers (XVI, XIX, XXIII, XXXIV)
 Allan Kennedy, OL, 49ers (XVI, XIX)
 Eason Ramson, TE, 49ers (XVI)
 Erik Howard, DT, Giants (XXI, XXV)
 Mark Rypien, QB, Redskins (XXII, XXVI)
 Eric Williams, DL, Redskins (XXVI)
 Brett Carolan, TE, 49ers (XXIX)
 Drew Bledsoe, QB, Patriots (XXXVI)
 Jason David, CB, Colts (XLI)
 Destiny Vaeao, DL, Eagles (LII)
 Dom Williams, WR, Eagles (LII)
 Deone Bucannon, LB, Buccaneers (LV)

318 players have accumulated 421 rings

Most Super Bowl Rings by a former Pac-12 Player - 4

ARIZ - Rob Gronkowski, TE, Patriots (XLIX, LI, LIII);
 Buccaneers (LV)
 CAL - Loren Toews, LB, Steelers (IX, X, XIII, XIV)
 USC - Lynn Swann, WR, Steelers (IX, X, XIII, XIV)
 USC - Ronnie Lott, DB, 49ers (XVI, XIX, XXIII, XXIV)
 UTAH - Marv Fleming, TE, Packers (I, II); Dolphins (VII, VIII)
 WSU - Mike Wilson, WR, 49ers (XVI, XIX, XXIII, XXXIV)

Starting Super Bowl Quarterbacks from the Pac-12

Joe Kapp, CAL (Minnesota, IV)
 Craig Morton, CAL (Dallas, V; Denver, XII)
 Bill Kilmer, UCLA (Washington, VII)
 Vince Ferragamo, CAL (LA Rams, XIV)
 Jim Plunkett, STAN (Oakland, XV; LA Raiders, XVIII)
 John Elway, STAN (Denver, XXI, XXII, XXIV, XXXII, XXXIII)
 Mark Rypien, WSU (Washington, XXVI)
 Troy Aikman, UCLA (Dallas, XXVII, XXVIII, XXX)
 Drew Bledsoe, WSU (New England, XXXI)
 Aaron Rodgers, CAL (Green Bay, XLV)
 Nick Foles, ARIZ (Philadelphia, LII)
 Jared Goff, CAL (Los Angeles, LIII)

Super Bowl MVPs from the Pac-12

Lynn Swann, USC (Steelers - X)
 Jim Plunkett, STAN (Raiders - XV)
 Marcus Allen, USC (Raiders - XVIII)
 Mark Rypien, WSU (Redskins - XXVI)
 Troy Aikman, UCLA (Cowboys - XXVII)
 John Elway, STAN (Broncos - XXXIII)
 Aaron Rodgers, CAL (Packers - XLV)
 Malcolm Smith, USC (Seahawks - XLVIII)
 Nick Foles, ARIZ (Eagles - LII)