










LOGISTICS

INDIANAPOLIS REGION

EMPLOYMENT	109,770		AVERAGE WAGE	\$57,361	
ESTABLISHMENTS	4,353		LOCATION QUOTIENT	1.58	
EMPLOYMENT CHANGE 2015-2020	19,472		ANNUAL EMPLOYMENT CHANGE 2015-2020	4.0%	
NET EMPLOYMENT CHANGE 2020-2025	5,796		ANNUAL EMPLOYMENT CHANGE 2020-2025	1.0%	
TOTAL EMPLOYMENT DEMAND 2020-2025	67,461		<p><i>Data for the 9-County Indianapolis Region</i></p> <p><i>Source: JobsEQ, Q4 2020, except Number of Business Establishments, QCEW, Q4 2020</i></p>		

NOTABLE LOCAL EMPLOYERS



NOTABLE FACT



With 3 international ports and 400 miles of navigable waterways, Indiana is home to the only statewide port system providing international connections for America's Heartland via the Great Lakes and Ohio-Mississippi river system.

