

# PHOENIX SUNS GAME NOTES



**PHOENIX SUNS**  
(1-0)

vs.

**MILWAUKEE BUCKS**  
(0-1)



NBA Finals Game #2

Phoenix Suns Arena | Phoenix, AZ  
July 8, 2021 | 6:00 p.m. (Phoenix time)

**RADIO:** 98.7 FM Arizona's Sports Station/KSUN-La Mejor/ESPN Radio | **TV:** ABC

Game Notes Contact: Cole Mickelson, [cmickelson@suns.com](mailto:cmickelson@suns.com) | Follow Suns Basketball Communications on Twitter [@SunsBallComm](https://twitter.com/SunsBallComm)

**QUICKLY:** For the first time ever the Suns hold a series lead in the NBA Finals after winning 118-105 in Game 1 to take 1-0 advantage over the Milwaukee Bucks ... It marked the fourth straight series in this postseason where the Suns won Game 1 ... Chris Paul (32), Devin Booker (27) and Deandre Ayton (22) each scored 20+ points in their NBA Finals debuts; according to the Elias Sports Bureau, this marked just the fourth time ever (and first since Shaq, Penny and Nick Anderson in 1995) that three teammates each making their Finals debut scored 20+ points ... Paul also had nine assists, becoming the first player to have 30+ points and 8+ assists in a Finals debut since Michael Jordan in 1991 ... Ayton also had 19 rebounds, joining Giannis as the first players to have 20+ points and 15+ rebounds in a Finals debut since Tim Duncan in 1999

## LAST GAME'S STARTING LINEUP (Playoff record when using this starting lineup: 11-4)

**F 25 MIKAL BRIDGES 6-6 209**

**LAST GAME:** Scored 14 points and was a +14 in Game 1 win, making his Finals debut

**SEASON VS. MIL:** Averaged 18.0 points on 77.8 FG% (14-18) and 80.0 3P% (8-10) in 2 games

+ Posted 1 of just 4 seasons in NBA history of a player shooting at least 54 FG% and 42 3P% in 2020-21 ... Only NBA player to not miss a game for any reason past 3 seasons

**F 99 JAE CROWDER 6-6 235**

**LAST GAME:** Scored 1 point but had 9 rebounds and was a game-high +19 in Game 1 win

**SEASON VS. MIL:** Came off bench in both games, averaging 7.5 points and 8.5 rebounds

+ Helped Miami to the NBA Finals last season and has played in the playoffs in each of the last 8 postseasons ... Shot 38.9 3P% during regular season, the 2nd-best mark of his career

**C 22 DEANDRE AYTON 6-11 250**

**LAST GAME:** Making his Finals debut, scored 22 points with 19 rebounds on 8-10 FG

**SEASON VS. MIL:** Averaged DD with 18.5 points and 10.0 rebounds, shooting 71.4 FG%

+ One of 6 players in the NBA this season to rank in the top 20 on the league leaderboard in rebounds per game, blocks per game and field goal percentage

**G 1 DEVIN BOOKER 6-5 206**

**LAST GAME:** Scored 27 points with 6 assists and 3 steals in his NBA Finals debut

**SEASON VS. MIL:** Averaged team-best 27.0 points, making GW free throw in OT on 4/19

+ Two-time NBA All-Star, the first Suns player to be selected in consecutive seasons since Amar'e Stoudemire ... Winner of 2020-21 Seasonlong NBA Cares Community Assist Award

**G 3 CHRIS PAUL 6-1 175**

**LAST GAME:** Making his long-awaited Finals debut, had 32 points on 12-19 FG with 9 assists

**SEASON VS. MIL:** Averaged 25.0 points and 10.0 assists; passed Magic on assists list on 4/19

+ All-NBA Second Team for 2nd straight season, his 9th time on First or Second Team; among PGs all-time only Cousy (12), Oscar (11) and Magic (10) have as many such selections

## INJURIES/ROSTER NOTES

Dario Šarić (right ACL tear) is out

### TABLE OF CONTENTS

2	- Roster/Pronunciations
3	- Series Schedule and Recap
5	- Cumulative Stats
7	- Season Series Recap
8	- Notes
17	- Coach Information
18	- Player Capsules
28	- Player Playoff Game-By-Game
33	- Situational Records
34	- Lineups/Injuries/Technical
35	- Season Highs
37	- Game-By-Games
40	- Previous Round Info
46	- ID Chart



### 2020-21 SCHEDULE/RESULTS

NO	DATE	OPPONENT	TIME/RESULT
1	12/23	vs. DALLAS	W, 106-102
2	12/26	at Sacramento	L, 103-106
3	12/27	at Sacramento	W, 116-100
4	12/29	vs. NEW ORLEANS	W, 111-86
5	12/31	at Utah	W, 106-95
6	1/1	at Denver	W, 106-103
7	1/3	vs. LA CLIPPERS	L, 107-112
8	1/6	vs. TORONTO	W, 123-115
9	1/8	at Detroit	L, 105-110 (OT)
10	1/9	at Indiana	W, 125-117
11	1/11	at Washington	L, 107-128
	1/13	vs. ATLANTA	PPD (3/30)
	1/15	vs. GOLDEN STATE	PPD (3/4)
	1/16	vs. INDIANA	PPD (3/13)
12	1/18	at Memphis	L, 104-108
13	1/20	at Houston	W, 109-103
14	1/22	vs. DENVER	L, 126-130 (OT)
15	1/23	vs. DENVER	L, 112-120 (2OT)
16	1/27	vs. OKLAHOMA CITY	W, 107-102
17	1/28	vs. GOLDEN STATE	W, 114-93
18	1/30	at Dallas	W, 111-105
19	2/1	at Dallas	W, 109-108
20	2/3	at New Orleans	L, 101-123
21	2/5	vs. DETROIT	W, 109-92
22	2/7	vs. BOSTON	W, 100-91
23	2/8	vs. CLEVELAND	W, 119-113
24	2/10	vs. MILWAUKEE	W, 125-124
25	2/13	vs. PHILADELPHIA	W, 120-111
26	2/14	vs. ORLANDO	W, 109-90
27	2/16	vs. BROOKLYN	L, 124-128
28	2/19	at New Orleans	W, 132-114
29	2/20	at Memphis	W, 128-97
30	2/22	vs. PORTLAND	W, 132-100
31	2/24	vs. CHARLOTTE	L, 121-124
32	2/26	at Chicago	W, 106-97
33	2/28	at Minnesota	W, 118-99
34	3/2	at L.A. Lakers	W, 114-104
35	3/4	vs. GOLDEN STATE	W, 120-98
	3/7	NBA All-Star Game in Atlanta	
36	3/11	at Portland	W, 127-121
37	3/13	vs. INDIANA	L, 111-122
38	3/15	vs. MEMPHIS	W, 122-99
39	3/18	vs. MINNESOTA	L, 119-123
40	3/19	vs. MINNESOTA	W, 113-101
41	3/21	vs. L.A. LAKERS	W, 111-94
42	3/23	at Miami	W, 110-100
43	3/24	at Orlando	L, 111-112
44	3/26	at Toronto (Tampa)	W, 104-100
45	3/28	at Charlotte	W, 101-97 (OT)
46	3/30	vs. ATLANTA	W, 117-110
47	3/31	vs. CHICAGO	W, 121-116
48	4/2	vs. OKLAHOMA CITY	W, 140-103
49	4/5	at Houston	W, 133-130
50	4/7	vs. UTAH	W, 117-113 (OT)
51	4/8	at LA Clippers	L, 103-113
52	4/10	vs. WASHINGTON	W, 134-106
53	4/12	vs. HOUSTON	W, 126-120
54	4/13	vs. MIAMI	W, 106-86
55	4/15	vs. SACRAMENTO	W, 122-114
56	4/17	vs. SAN ANTONIO	L, 85-111
57	4/19	at Milwaukee	W, 128-127 (OT)
58	4/21	at Philadelphia	W, 116-113
59	4/22	at Boston	L, 86-99
60	4/25	at Brooklyn	L, 119-128
61	4/26	at New York	W, 118-110
62	4/28	vs. LA CLIPPERS	W, 109-101
63	4/30	vs. UTAH	W, 121-100
64	5/2	at Oklahoma City	W, 123-120
65	5/4	at Cleveland	W, 134-118 (OT)
66	5/5	at Atlanta	L, 103-135
67	5/7	vs. NEW YORK	W, 128-105
68	5/9	at L.A. Lakers	L, 110-123
69	5/11	at Golden State	L, 116-122
70	5/13	vs. PORTLAND	W, 118-117
71	5/15	at San Antonio	W, 140-103
72	5/16	at San Antonio	W, 123-121
1	5/23	vs. L.A. LAKERS	W, 99-90
2	5/25	vs. L.A. LAKERS	L, 102-109
3	5/27	at L.A. Lakers	L, 95-109
4	5/30	at L.A. Lakers	W, 100-92
5	6/1	vs. L.A. LAKERS	W, 115-85
6	6/3	at L.A. Lakers	W, 113-100
1	6/7	vs. DENVER	W, 122-105
2	6/9	vs. DENVER	W, 123-98
3	6/11	at Denver	W, 116-102
4	6/13	at Denver	W, 125-118
1	6/20	vs. LA CLIPPERS	W, 120-114
2	6/22	vs. LA CLIPPERS	W, 104-103
3	6/24	at LA Clippers	L, 92-106
4	6/26	at LA Clippers	W, 84-80
5	6/28	vs. LA CLIPPERS	L, 102-116
6	6/30	at LA Clippers	W, 130-103
1	7/6	vs. MILWAUKEE	W, 118-105
2	7/8	vs. MILWAUKEE	6:00 p.m.
3	7/11	at Milwaukee	5:00 p.m.
4	7/14	at Milwaukee	6:00 p.m.
5*	7/17	vs. MILWAUKEE	6:00 p.m.
6*	7/20	at Milwaukee	6:00 p.m.
7*	7/22	vs. MILWAUKEE	6:00 p.m.

## PHOENIX SUNS ROSTER

No.	Player	Pos.	Ht.	Wt.	Birthdate	Prior to NBA/Home Country	Yrs Plyd
0	Ty-Shon Alexander <sup>2W</sup>	G	6-4	195	07/16/98	Creighton/USA	R
22	Deandre Ayton	C	6-11	250	07/23/98	Arizona/Bahamas	2
1	Devin Booker	G	6-5	206	10/30/96	Kentucky/USA	5
25	Mikal Bridges	F	6-6	209	08/30/96	Villanova/USA	2
4	Jevon Carter	G	6-1	200	09/14/95	West Virginia/USA	2
12	Torrey Craig	F	6-7	221	12/19/90	USC Upstate/USA	3
99	Jae Crowder	F	6-6	235	07/06/90	Marquette/USA	8
2	Langston Galloway	G	6-2	200	12/09/91	St. Joseph's/USA	6
23	Cam Johnson	F	6-8	210	03/03/96	North Carolina/USA	1
8	Frank Kaminsky III	F/C	7-0	240	04/04/93	Wisconsin/USA	5
55	E'Twaun Moore	G	6-3	191	02/25/89	Purdue/USA	9
11	Abdel Nader	F	6-5	225	09/25/93	Iowa State/Egypt	3
3	Chris Paul	G	6-1	175	05/06/85	Wake Forest/USA	15
15	Cameron Payne	G	6-3	190	08/08/94	Murray State/USA	5
20	Dario Šarić	F/C	6-10	225	04/08/94	Anadolu Efes/Croatia	4
10	Jalen Smith	F/C	6-10	215	03/16/00	Maryland/USA	R

### COACHING STAFF

**HEAD COACH:** Monty Williams (Notre Dame)

**ASSISTANT COACHES:** Willie Green (Detroit Mercy),

Kevin Young (Clayton State), Mark Bryant (Seton Hall),

Randy Ayers (Miami (Ohio)), Brian Randle (Illinois)

**DIRECTOR, PLAYER DEVELOPMENT:** Riccardo Fois (Pepperdine)

**PLAYER DEVELOPMENT COACH:** Ben Strong (Guilford College)

**HEAD VIDEO COORDINATOR:** Ryan Frazier (Bucknell)

**ASSISTANT VIDEO COORDINATOR:** Corey Vinson (LSU)

**HEAD ATHLETIC TRAINER:** David Crewe (Wisconsin-La Crosse)

### NUMERICAL ROSTER

0	Ty-Shon Alexander	15	Cameron Payne
1	Devin Booker	20	Dario Šarić
2	Langston Galloway	22	Deandre Ayton
3	Chris Paul	23	Cam Johnson
4	Jevon Carter	25	Mikal Bridges
8	Frank Kaminsky III	55	E'Twaun Moore
10	Jalen Smith	99	Jae Crowder
11	Abdel Nader		
12	Torrey Craig		

### HOW ACQUIRED (WHEN)

**BY DRAFT:** Devin Booker (6/25/15); Deandre Ayton (6/21/18); Jalen Smith (11/18/20)

**BY DRAFT RIGHTS TRADE:** Mikal Bridges (6/21/18); Cam Johnson (7/6/19)

**BY TRADE:** Dario Šarić (7/6/19); Jevon Carter (7/7/19); Abdel Nader (11/16/20); Chris Paul (11/16/20); Torrey Craig (3/18/21)

**BY FREE AGENCY:** Cameron Payne (6/30/20); Ty-Shon Alexander (11/24/20); Jae Crowder (11/28/20); Langston Galloway (11/30/20); E'Twaun Moore (11/30/20)

**BY WAIVER CLAIM:** Frank Kaminsky III (12/21/20)

### PRONUNCIATION GUIDE

Mikal Bridges (Mick-EL)

Jevon Carter (Je-VOHN)

E'Twaun Moore (EE-TWON)

Abdel Nader (ab-DOOL)

Dario Šarić (DAH-ree-oh SHAH-ritch)

Riccardo Fois (Foice)

### RECENT TRANSACTIONS

**3/18:** Acquired forward Torrey Craig from Milwaukee in exchange for cash considerations... **2/26:** Recalled Jalen Smith from Agua Caliente of the G League... **2/23:** Waived Damian Jones... **2/15:** Assigned Jalen Smith to Agua Caliente of the G League... **12/21:** Claimed forward/center Frank Kaminsky III off waivers... **12/19:** Waived Johnathan Motley... **11/30:** Announced signings of guard E'Twaun Moore, guard Langston Galloway, center Damian Jones and forward Johnathan Motley... **11/29:** Re-signed forward/center Dario Šarić... **11/28:** Signed forward Jae Crowder... **11/24:** Signed first-round pick Jalen Smith, and signed rookie guard Ty-Shon Alexander to two-way contract... **11/23:** Re-signed guard Jevon Carter... **11/23:** Waived Elie Okobo... **11/18:** Selected forward/center Jalen Smith with the 10th overall pick of the 2020 NBA Draft... **11/16:** Acquired point guard Chris Paul and forward Abdel Nader from Oklahoma City in exchange for Kelly Oubre Jr., Ricky Rubio, Ty Jerome, Jalen Lecque and a protected 2022 first-round pick... **10/9:** Added Kevin Young as assistant coach... **9/8:** Added Brian Randle as assistant coach.

# NBA FINALS SERIES SCHEDULE

#2



**PHOENIX  
SUNS**

(51-21)  
(13-4)  
(1-0)

vs.

**MILWAUKEE  
BUCKS**

(46-26)  
(12-6)  
(0-1)



#3



Presented by YouTubeTV

GAME	DATE	OPPONENT	SITE	TIME (PT)	TV	RADIO
1	Tues., July 6	vs. Milwaukee	Phoenix Suns Arena	W, 118-105		
2	Thurs., July 8	vs. Milwaukee	Phoenix Suns Arena	6:00 p.m.	ABC	98.7 FM Arizona Sports KSUN-La Mejor
3	Sun., July 11	at Milwaukee	Fiserv Forum	5:00 p.m.	ABC	98.7 FM Arizona Sports KSUN-La Mejor
4	Wed., July 14	at Milwaukee	Fiserv Forum	6:00 p.m.	ABC	98.7 FM Arizona Sports KSUN-La Mejor
5*	Sat., July 17	vs. Milwaukee	Phoenix Suns Arena	6:00 p.m.	ABC	98.7 FM Arizona Sports KSUN-La Mejor
6*	Tues., July 20	at Milwaukee	Fiserv Forum	6:00 p.m.	ABC	98.7 FM Arizona Sports KSUN-La Mejor
7*	Thurs., July 22	vs. Milwaukee	Phoenix Suns Arena	6:00 p.m.	ABC	98.7 FM Arizona Sports KSUN-La Mejor

\*if necessary

GAME 1: W, 118-105



GAME 2



GAME 3



GAME 4



GAME 5\*



GAME 6\*



GAME 7\*



Subject to change

## SERIES GAMES RECAPS

SUNS 118, BUCKS 105

7/6/21 at Phoenix Suns Arena

**PHOENIX** – The Suns (13-4) played their first NBA Finals game since 1993 and led the entire second half to defeat the Milwaukee Bucks (12-6) 118-105 at Phoenix Suns Arena to take a 1-0 series lead, the Suns' first-ever series lead in the NBA Finals. The first quarter saw all seven of the game's lead changes before the Suns took a 30-26 lead into the second quarter. The score was tied at 45-45 about midway through the second period before the Suns closed the half on a 12-4 run. The Suns continued to build the lead throughout the third quarter, taking their largest advantage of the game at 90-70 with 1:42 to go in the period. The Bucks closed the margin to as close as seven points early in the fourth quarter but that was as close as they'd get before the Suns completed the 13-point victory. **Chris Paul** scored 32 points on 12-of-19 shooting in addition to distributing nine assists in his Finals debut as **Devin Booker** (27) and **Deandre Ayton** (22) also scored 20-plus points in their Finals debuts. Ayton also had 19 rebounds and shot 8-of-10 from the field, joining Wilt Chamberlain, Kareem Abdul-Jabbar and Bill Russell as the only players with at least 20 and 15 on 80% in a Finals game.

### SUNS LEADERS

Hi Pts.	Paul	32
Hi Rebs.	Ayton	19
Hi Asts.	Paul	9

### BUCKS LEADERS

Hi Pts.	Middleton	29
Hi Rebs.	G. Antetokounmpo	17
Hi Asts.	Holiday	9

## SERIES BOX SCORES

### Game 1: July 6 in Phoenix

NATIONAL BASKETBALL ASSOCIATION

OFFICIAL SCORER'S REPORT

Tuesday, July 6, 2021 Phoenix Suns Arena, Phoenix, AZ

Officials: #8 Marc Davis, #58 Josh Tiven, #26 Pat Fraher

Game Duration: 2:17  
Attendance: 16557 (Sellout)

VISITOR: Milwaukee Bucks (0-1)

POS	MIN	FG	FGA	3P	3PA	FT	FTA	OR	DR	TOT	A	PF	ST	TO	BS	±	PTS
17 P.J. Tucker	33:10	3	6	1	2	0	0	1	2	3	2	2	1	0	0	-14	7
34 Giannis Antetokounmpo	35:21	6	11	1	2	7	12	2	15	17	4	5	2	3	1	1	20
11 Brook Lopez	22:50	7	14	3	5	0	2	5	1	6	1	2	0	0	1	-17	17
22 Khris Middleton	44:33	12	26	5	12	0	0	1	6	7	4	1	0	5	0	-11	29
21 Jrue Holiday	39:57	4	14	0	4	2	2	0	7	7	9	1	0	3	0	-16	10
9 Bobby Portis	14:14	2	5	1	2	0	0	0	3	3	0	0	0	0	0	-10	5
7 Bryn Forbes	11:57	2	5	2	4	0	0	0	1	1	0	2	0	1	0	-1	6
24 Pat Connaughton	28:26	3	6	2	4	0	0	0	2	2	0	4	1	0	0	2	8
5 Jeff Teague	09:32	1	1	1	1	0	0	0	1	1	1	1	0	1	0	1	3
43 Thanasis Antetokounmpo																	DNP - Coach's decision
3 Elijah Bryant																	DNP - Coach's decision
25 Mamadi Diakite																	DNP - Coach's decision
44 Justin Jackson																	DNP - Coach's decision
15 Sam Merrill																	DNP - Coach's decision
13 Jordan Nwora																	DNP - Coach's decision
	240:00	40	88	16	36	9	16	9	38	47	21	18	4	13	2	-13	105
		45.5%		44.4%		56.2%			TM REB: 8								TOT TO: 14 (16 PTS)

HOME: PHOENIX SUNS (1-0)

POS	MIN	FG	FGA	3P	3PA	FT	FTA	OR	DR	TOT	A	PF	ST	TO	BS	±	PTS
25 Mikal Bridges	29:42	5	13	2	4	2	2	0	1	1	1	0	1	0	0	14	14
99 Jae Crowder	32:55	0	8	0	5	1	2	0	9	9	0	2	0	2	1	19	1
22 Deandre Ayton	38:44	8	10	0	0	6	6	2	17	19	0	3	1	0	0	13	22
1 Devin Booker	41:53	8	21	1	8	10	10	0	2	2	6	3	3	3	0	18	27
3 Chris Paul	37:22	12	19	4	7	4	4	1	3	4	9	0	1	2	0	17	32
15 Cameron Payne	16:45	4	8	2	5	0	0	1	0	1	0	1	1	2	0	-9	10
20 Dario Saric	02:24	0	1	0	0	0	0	1	0	1	0	0	0	0	0	4	0
23 Cameron Johnson	20:36	3	6	2	4	2	2	0	3	3	2	2	2	0	0	-1	10
12 Torrey Craig	15:46	1	2	0	1	0	0	1	2	3	0	3	0	0	0	-10	2
8 Frank Kaminsky	03:53	0	0	0	0	0	0	0	0	0	0	0	0	0	0	0	0
4 Jevon Carter																	DNP - Coach's decision
2 Langston Galloway																	DNP - Coach's decision
55 E'Twaun Moore																	DNP - Coach's decision
11 Abdel Nader																	DNP - Coach's decision
10 Jalen Smith																	DNP - Coach's decision
	240:00	41	88	11	34	25	26	6	37	43	18	14	9	9	1	13	118
		46.8%		32.4%		96.2%			TM REB: 5								TOT TO: 9 (10 PTS)

SCORE BY PERIOD

	1	2	3	4	FINAL
Bucks	26	23	27	29	105
SUNS	30	27	35	26	118

Inactive: Bucks - DiVincenzo (Injury/Illness - Left Ankle; Surgery), Toupane

Inactive: Suns - Alexander

Points in the Paint: Bucks 42 (21/41), SUNS 44 (22/34)

2nd Chance Points: Bucks 3 (1/7), SUNS 7 (3/7)

Fast Break Points: Bucks 17 (8/7), SUNS 20 (7/10)

Biggest Lead: Bucks 3, SUNS 20

Lead Changes: 7

Times Tied: 4

Flagrant Fouls

Bucks (1): 10/17 3rd Lopez-FLG1

SUNS (0): NONE



### PLAYOFF CUME STATS (13-4)

NO	PLAYER	GP-GS	MIN	FGM-FGA	FG%	3-POINT		FTM-FTA	FT%	----- REBOUNDS -----				PF-DQ	STL	TO	BLK	PTS/AVG
						FGM-FGA	FG%			OFF	DEF	TOT/AVG	AST					
1	Booker, D	17-17	689:00	155 - 352	44.0%	34-104	32.7%	115 - 125	92.0%	9	96	105/6.2	82	56-2	16	65	2	459/27.0
3	Paul, C	15-15	496:45	106 - 219	48.4%	21-49	42.9%	52 - 57	91.2%	6	52	58/3.9	131	29-0	20	24	2	285/19.0
22	Ayton, D	17-17	614:33	128 - 180	71.1%	0-0	0.0%	25 - 37	67.6%	56	151	207/12.2	14	43-0	10	20	15	281/16.5
25	Bridges, M	17-17	544:16	71 - 154	46.1%	28-78	35.9%	16 - 18	88.9%	16	54	70/4.1	30	31-0	17	9	12	186/10.9
15	Payne, C	17-2	341:01	67 - 160	41.9%	22-60	36.7%	15 - 16	93.8%	5	36	41/2.4	60	34-1	14	21	11	171/10.1
99	Crowder, J	17-17	539:02	55 - 141	39.0%	38-108	35.2%	20 - 23	87.0%	6	86	92/5.4	31	49-1	9	14	13	168/9.9
23	Johnson, C	16-0	327:35	41 - 81	50.6%	25-55	45.5%	24 - 27	88.9%	12	38	50/3.1	13	18-0	18	11	1	131/8.2
20	Saric, D	14-0	146:46	21 - 45	46.7%	8-18	44.4%	13 - 14	92.9%	9	26	35/2.5	14	21-0	2	6	1	63/4.5
12	Craig, T	17-0	217:48	27 - 62	43.5%	12-28	42.9%	6 - 9	66.7%	18	40	58/3.4	8	29-0	1	8	8	72/4.2
55	Moore, E	7-0	46:20	8 - 18	44.4%	1-5	20.0%	0 - 0	0.0%	0	10	10/1.4	9	3-0	1	3	0	17/2.4
8	Kaminsky, F	7-0	41:59	4 - 13	30.8%	1-5	20.0%	1 - 1	100%	0	8	8/1.1	11	8-0	1	3	3	10/1.4
11	Nader, A	3-0	20:47	2 - 5	40.0%	0-1	0.0%	0 - 0	0.0%	0	5	5/1.7	0	2-0	0	0	0	4/1.3
2	Galloway, L	2-0	14:44	1 - 7	14.3%	0-2	0.0%	0 - 1	0.0%	0	2	2/1.0	1	1-0	0	0	1	2/1.0
4	Carter, J	7-0	21:54	3 - 8	37.5%	0-2	0.0%	0 - 2	0.0%	0	2	2/0.3	4	0-0	0	0	0	6/0.9
10	Smith, J	6-0	17:32	2 - 4	50.0%	1-1	100%	0 - 0	0.0%	2	3	5/0.8	1	2-0	0	1	0	5/0.8
Phoenix Suns		17-85	4080:00	691 - 1449	47.7%	191-516	37.0%	287 - 330	87.0%	139	609	851/50.1	409	326-4	109	193	69	1860/109.4
OPPONENTS		17-85	4080:00	628 - 1457	43.1%	203-609	33.3%	276 - 370	74.6%	170	558	873/51.4	342	321-1	102	205	61	1735/102.1

NO	PLAYER	----- SINGLE GAME HIGHS -----						----- AVERAGE PER GAME -----						----- AVERAGE PER 48 MIN -----							
		MIN	REB	AST	STL	TO	BLK	PTS	MIN	REB	AST	STL	TO	BLK	PTS	REB	AST	STL	TO	BLK	PTS
1	Booker, D	45:58	13	11	3	8	1	47	40:32	6.2	4.8	0.9	3.8	0.1	27.0	7.3	5.7	1.1	4.5	0.1	32.0
3	Paul, C	39:31	6	15	3	4	1	41	33:07	3.9	8.7	1.3	1.6	0.1	19.0	5.6	12.7	1.9	2.3	0.2	27.5
22	Ayton, D	42:14	22	3	2	4	4	24	36:09	12.2	0.8	0.6	1.2	0.9	16.5	16.2	1.1	0.8	1.6	1.2	21.9
25	Bridges, M	40:32	13	5	3	2	2	23	32:01	4.1	1.8	1.0	0.5	0.7	10.9	6.2	2.6	1.5	0.8	1.1	16.4
15	Payne, C	37:29	4	9	4	4	3	29	20:04	2.4	3.5	0.8	1.2	0.7	10.1	5.8	8.4	2.0	3.0	1.6	24.1
99	Crowder, J	38:32	10	6	2	4	4	19	31:42	5.4	1.8	0.5	0.8	0.8	9.9	8.2	2.8	0.8	1.2	1.2	15.0
23	Johnson, C	30:26	6	3	3	3	1	14	20:28	3.1	0.8	1.1	0.7	0.1	8.2	7.3	1.9	2.6	1.6	0.1	19.2
20	Saric, D	16:15	7	2	1	2	1	11	10:29	2.5	1.0	0.1	0.4	0.1	4.5	11.4	4.6	0.7	2.0	0.3	20.6
12	Craig, T	30:37	8	3	1	3	2	11	12:49	3.4	0.5	0.1	0.5	0.5	4.2	12.8	1.8	0.2	1.8	1.8	15.9
55	Moore, E	11:16	5	3	1	1	0	7	06:37	1.4	1.3	0.1	0.4	0.0	2.4	10.4	9.3	1.0	3.1	0.0	17.6
8	Kaminsky, F	10:28	3	4	1	1	2	5	05:60	1.1	1.6	0.1	0.4	0.4	1.4	9.1	12.6	1.1	3.4	3.4	11.4
11	Nader, A	09:19	2	0	0	0	0	4	06:56	1.7	0.0	0.0	0.0	0.0	1.3	11.5	0.0	0.0	0.0	0.0	9.2
2	Galloway, L	08:39	1	1	0	0	1	2	07:22	1.0	0.5	0.0	0.0	0.5	1.0	6.5	3.3	0.0	0.0	3.3	6.5
4	Carter, J	08:05	1	2	0	0	0	2	03:08	0.3	0.6	0.0	0.0	0.0	0.9	4.4	8.8	0.0	0.0	0.0	13.2
10	Smith, J	06:05	2	1	0	1	0	3	02:55	0.8	0.2	0.0	0.2	0.0	0.8	13.7	2.7	0.0	2.7	0.0	13.7

### FINALS CUME STATS (1-0)

NO	PLAYER	GP-GS	MIN	FGM-FGA	FG%	3-POINT		FTM-FTA	FT%	----- REBOUNDS -----				PF-DQ	STL	TO	BLK	PTS/AVG
						FGM-FGA	FG%			OFF	DEF	TOT/AVG	AST					
3	Paul, C	1-1	37:22	12 - 19	63.2%	4-7	57.1%	4 - 4	100%	1	3	4/4.0	9	0-0	1	2	0	32/32.0
1	Booker, D	1-1	41:53	8 - 21	38.1%	1-8	12.5%	10 - 10	100%	0	2	2/2.0	6	3-0	3	3	0	27/27.0
22	Ayton, D	1-1	38:44	8 - 10	80.0%	0-0	0.0%	6 - 6	100%	2	17	19/19.0	0	3-0	1	0	0	22/22.0
25	Bridges, M	1-1	29:42	5 - 13	38.5%	2-4	50.0%	2 - 2	100%	0	1	1/1.0	1	0-0	1	0	0	14/14.0
23	Johnson, C	1-0	20:36	3 - 6	50.0%	2-4	50.0%	2 - 2	100%	0	3	3/3.0	2	2-0	2	0	0	10/10.0
15	Payne, C	1-0	16:45	4 - 8	50.0%	2-5	40.0%	0 - 0	0.0%	1	0	1/1.0	0	1-0	1	2	0	10/10.0
12	Craig, T	1-0	15:46	1 - 2	50.0%	0-1	0.0%	0 - 0	0.0%	1	2	3/3.0	0	3-0	0	0	0	2/2.0
99	Crowder, J	1-1	32:55	0 - 8	0.0%	0-5	0.0%	1 - 2	50.0%	0	9	9/9.0	0	2-0	0	2	1	1/1.0
8	Kaminsky, F	1-0	03:53	0 - 0	0.0%	0-0	0.0%	0 - 0	0.0%	0	0	0/0.0	0	0-0	0	0	0	0/0.0
20	Saric, D	1-0	02:24	0 - 1	0.0%	0-0	0.0%	0 - 0	0.0%	1	0	1/1.0	0	0-0	0	0	0	0/0.0
Phoenix Suns		1-5	240:00	41 - 88	46.6%	11-34	32.4%	25 - 26	96.2%	6	37	48/48	18	14-0	9	9	1	118/118
OPPONENTS		1-5	240:00	40 - 88	45.5%	16-36	44.4%	9 - 16	56.3%	9	38	55/55	21	18-0	4	14	2	105/105

NO	PLAYER	----- SINGLE GAME HIGHS -----						----- AVERAGE PER GAME -----						----- AVERAGE PER 48 MIN -----							
		MIN	REB	AST	STL	TO	BLK	PTS	MIN	REB	AST	STL	TO	BLK	PTS	REB	AST	STL	TO	BLK	PTS
3	Paul, C	37:22	4	9	1	2	0	32	37:22	4.0	9.0	1.0	2.0	0.0	32.0	5.1	11.6	1.3	2.6	0.0	41.1
1	Booker, D	41:53	2	6	3	3	0	27	41:53	2.0	6.0	3.0	3.0	0.0	27.0	2.3	6.9	3.4	3.4	0.0	30.9
22	Ayton, D	38:44	19	0	1	0	0	22	38:44	19.0	0.0	1.0	0.0	0.0	22.0	23.5	0.0	1.2	0.0	0.0	27.3
25	Bridges, M	29:42	1	1	1	0	0	14	29:42	1.0	1.0	1.0	0.0	0.0	14.0	1.6	1.6	1.6	0.0	0.0	22.6
23	Johnson, C	20:36	3	2	2	0	0	10	20:36	3.0	2.0	2.0	0.0	0.0	10.0	7.0	4.7	4.7	0.0	0.0	23.3
15	Payne, C	16:45	1	0	1	2	0	10	16:45	1.0	0.0	1.0	2.0	0.0	10.0	2.9	0.0	2.9	5.7	0.0	28.7
12	Craig, T	15:46	3	0	0	0	0	2	15:46	3.0	0.0	0.0	0.0	0.0	2.0	9.1	0.0	0.0	0.0	0.0	6.1
99	Crowder, J	32:55	9	0	0	2	1	1	32:55	9.0	0.0	0.0	2.0	1.0	1.0	13.1	0.0	0.0	2.9	1.5	1.5
8	Kaminsky, F	03:53	0	0	0	0	0	0	03:53	0.0	0.0	0.0	0.0	0.0	0.0	0.0	0.0	0.0	0.0	0.0	0.0
20	Saric, D	02:24	1	0	0	0	0	0	02:24	1.0	0.0	0.0	0.0	0.0	0.0	20.0	0.0	0.0	0.0	0.0	0.0

## REGULAR SEASON CUME STATS (51-21)

NO	PLAYER	GP-GS	MIN	FGM-FGA	FG%	3-POINT		FTM-FTA	FT%	----- REBOUNDS -----			AST	PF-DQ	STL	TO	BLK	PTS/AVG
						FGM-FGA	FG%			OFF	DEF	TOT/AVG						
1	Booker, D	67-67	2270:02	623 - 1287	48.4%	126-371	34.0%	340 - 392	86.7%	34	247	281/4.2	289	181-1	53	207	16	1712/25.6
3	Paul, C	70-70	2199:32	439 - 879	49.9%	102-258	39.5%	169 - 181	93.4%	25	287	312/4.5	622	166-0	99	156	19	1149/16.4
22	Ayton, D	69-69	2114:37	430 - 687	62.6%	4-20	20.0%	133 - 173	76.9%	228	499	727/10.5	99	196-2	41	103	81	997/14.4
25	Bridges, M	72-72	2347:44	363 - 669	54.3%	134-315	42.5%	110 - 131	84.0%	76	233	309/4.3	152	116-0	76	57	63	970/13.5
99	Crowder, J	60-42	1648:24	199 - 492	40.4%	148-380	38.9%	57 - 75	76.0%	32	250	282/4.7	127	125-1	48	55	27	603/10.1
23	Johnson, C	60-11	1437:27	203 - 483	42.0%	117-335	34.9%	50 - 59	84.7%	33	166	199/3.3	86	85-0	37	40	16	573/9.6
20	Saric, D	50-4	870:30	153 - 342	44.7%	47-135	34.8%	84 - 99	84.8%	46	144	190/3.8	65	95-0	30	57	4	437/8.7
15	Payne, C	60-1	1079:27	191 - 395	48.4%	73-166	44.0%	50 - 56	89.3%	16	128	144/2.4	217	97-1	36	60	16	505/8.4
12	Craig, T	32-8	602:27	91 - 181	50.3%	31-84	36.9%	16 - 20	80.0%	44	110	154/4.8	33	59-0	19	20	19	229/7.2
11	Nader, A	24-0	355:14	57 - 116	49.1%	18-43	41.9%	28 - 37	75.7%	7	55	62/2.6	19	34-0	10	19	9	160/6.7
8	Kaminsky, F	47-13	714:49	121 - 257	47.1%	31-85	36.5%	37 - 60	61.7%	36	152	188/4.0	79	70-0	14	22	17	310/6.6
55	Moore, E	27-1	388:45	55 - 121	45.5%	11-35	31.4%	12 - 14	85.7%	14	31	45/1.7	40	32-0	15	23	5	133/4.9
2	Galloway, L	40-0	437:40	66 - 147	44.9%	36-85	42.4%	22 - 23	95.7%	7	35	42/1.1	26	25-0	8	13	0	190/4.8
4	Carter, J	60-1	716:41	94 - 223	42.2%	56-151	37.1%	4 - 7	57.1%	16	76	92/1.5	71	56-0	29	16	9	248/4.1
10	Smith, J	27-1	155:44	22 - 50	44.0%	4-17	23.5%	5 - 7	71.4%	7	30	37/1.4	4	16-0	1	7	5	53/2.0
30	Jones, D	14-0	93:31	8 - 16	50.0%	0-1	0.0%	6 - 11	54.5%	7	11	18/1.3	4	19-0	1	6	5	22/1.6
0	Alexander, T	15-0	47:29	3 - 12	25.0%	2-9	22.2%	1 - 2	50.0%	2	8	10/0.7	6	2-0	0	3	1	9/0.6
<b>Phoenix Suns</b>		<b>72-360</b>	<b>17480:00</b>	<b>3118 - 6357</b>	<b>49.0%</b>	<b>940-2490</b>	<b>37.8%</b>	<b>1124 - 1347</b>	<b>83.4%</b>	<b>630</b>	<b>2462</b>	<b>3536/49.1</b>	<b>1939</b>	<b>1374-5</b>	<b>517</b>	<b>902</b>	<b>312</b>	<b>8300/115.3</b>
<b>OPPONENTS</b>		<b>72-360</b>	<b>17480:00</b>	<b>2916 - 6248</b>	<b>46.7%</b>	<b>836-2359</b>	<b>35.4%</b>	<b>1213 - 1560</b>	<b>77.8%</b>	<b>674</b>	<b>2401</b>	<b>3605/50.1</b>	<b>1652</b>	<b>1294-6</b>	<b>498</b>	<b>981</b>	<b>258</b>	<b>7881/109.5</b>

NO	PLAYER	----- SINGLE GAME HIGHS -----							----- AVERAGE PER GAME -----							----- AVERAGE PER 48 MIN -----						
		MIN	REB	AST	STL	TO	BLK	PTS	MIN	REB	AST	STL	TO	BLK	PTS	REB	AST	STL	TO	BLK	PTS	
1	Booker, D	44:40	9	11	3	8	1	45	33:53	4.2	4.3	0.8	3.1	0.2	25.6	5.9	6.1	1.1	4.4	0.3	36.2	
3	Paul, C	42:57	10	19	4	6	2	34	31:25	4.5	8.9	1.4	2.2	0.3	16.4	6.8	13.6	2.2	3.4	0.4	25.1	
22	Ayton, D	41:19	17	4	3	5	5	27	30:39	10.5	1.4	0.6	1.5	1.2	14.4	16.5	2.2	0.9	2.3	1.8	22.6	
25	Bridges, M	44:44	11	8	6	4	3	34	32:36	4.3	2.1	1.1	0.8	0.9	13.5	6.3	3.1	1.6	1.2	1.3	19.8	
99	Crowder, J	44:41	14	5	2	3	4	26	27:28	4.7	2.1	0.8	0.9	0.5	10.1	8.2	3.7	1.4	1.6	0.8	17.6	
23	Johnson, C	36:55	8	4	3	4	3	21	23:57	3.3	1.4	0.6	0.7	0.3	9.6	6.6	2.9	1.2	1.3	0.5	19.1	
20	Saric, D	30:50	9	4	4	4	1	21	17:25	3.8	1.3	0.6	1.1	0.1	8.7	10.5	3.6	1.6	3.1	0.2	24.1	
15	Payne, C	27:28	6	10	3	3	2	24	17:59	2.4	3.6	0.6	1.0	0.3	8.4	6.4	9.6	1.6	2.7	0.7	22.5	
12	Craig, T	31:47	14	4	3	2	3	20	18:50	4.8	1.0	0.6	0.6	0.6	7.2	12.3	2.6	1.5	1.6	1.5	18.2	
11	Nader, A	29:30	9	3	2	3	3	16	14:48	2.6	0.8	0.4	0.8	0.4	6.7	8.4	2.6	1.4	2.6	1.2	21.6	
8	Kaminsky, F	34:45	13	8	2	2	2	17	15:13	4.0	1.7	0.3	0.5	0.4	6.6	12.6	5.3	0.9	1.5	1.1	20.8	
55	Moore, E	39:41	7	4	3	3	1	22	14:24	1.7	1.5	0.6	0.9	0.2	4.9	5.6	4.9	1.9	2.8	0.6	16.4	
2	Galloway, L	26:22	5	3	2	2	0	17	10:57	1.1	0.7	0.2	0.3	0.0	4.8	4.6	2.9	0.9	1.4	0.0	20.8	
4	Carter, J	42:32	10	9	4	2	2	19	11:57	1.5	1.2	0.5	0.3	0.1	4.1	6.2	4.8	1.9	1.1	0.6	16.6	
10	Smith, J	40:58	10	2	1	1	2	11	05:46	1.4	0.1	0.0	0.3	0.2	2.0	11.4	1.2	0.3	2.2	1.5	16.3	
30	Jones, D	15:27	3	3	1	2	2	6	06:41	1.3	0.3	0.1	0.4	0.4	1.6	9.2	2.1	0.5	3.1	2.6	11.3	
0	Alexander, T	05:59	3	2	0	1	1	4	03:10	0.7	0.4	0.0	0.2	0.1	0.6	10.1	6.1	0.0	3.0	1.0	9.1	

## SUNS 2020-21 REGULAR SEASON VS. BUCKS (2-0)

NO	PLAYER	GP-GS	MIN	FGM-FGA	FG%	3-POINT		FTM-FTA	FT%	----- REBOUNDS -----			AST	PF-DQ	STL	TO	BLK	PTS/AVG
						FGM-FGA	FG%			OFF	DEF	TOT/AVG						
1	Booker, D	2-2	82:56	20 - 45	44.4%	2-8	25.0%	12 - 15	80.0%	4	9	13/6.5	10	6-0	3	4	1	54/27.0
3	Paul, C	2-2	70:27	20 - 40	50.0%	6-11	54.5%	4 - 4	100%	0	10	10/5.0	20	3-0	3	3	1	50/25.0
22	Ayton, D	2-2	69:36	15 - 21	71.4%	1-1	100%	6 - 6	100%	5	15	20/10.0	2	8-0	0	3	1	37/18.5
25	Bridges, M	2-2	72:14	14 - 18	77.8%	8-10	80.0%	0 - 0	0.0%	1	4	5/2.5	3	3-0	0	2	1	36/18.0
8	Kaminsky, F	1-1	34:45	4 - 10	40.0%	2-4	50.0%	4 - 6	66.7%	3	5	8/8.0	8	4-0	0	2	0	14/14.0
15	Payne, C	1-0	14:59	5 - 9	55.6%	2-4	50.0%	0 - 0	0.0%	0	1	1/1.0	0	0-0	0	1	0	12/12.0
23	Johnson, C	2-0	39:33	8 - 15	53.3%	6-13	46.2%	0 - 0	0.0%	1	3	4/2.0	2	3-0	1	1	0	22/11.0
99	Crowder, J	2-0	56:15	5 - 17	29.4%	4-12	33.3%	1 - 2	50.0%	3	14	17/8.5	4	4-0	1	0	1	15/7.5
55	Moore, E	1-0	18:42	3 - 5	60.0%	0-1	0.0%	0 - 2	0.0%	0	2	2/2.0	1	0-0	2	0	0	6/6.0
12	Craig, T	1-0	14:07	2 - 3	66.7%	1-2	50.0%	0 - 0	0.0%	3	2	5/5.0	0	2-0	2	2	1	5/5.0
20	Saric, D	1-1	18:26	1 - 7	14.3%	0-4	0.0%	0 - 0	0.0%	0	5	5/5.0	1	2-0	1	4	0	2/2.0
4	Carter, J	1-0	07:16	0 - 2	0.0%	0-2	0.0%	0 - 0	0.0%	0	2	2/2.0	0	0-0	0	0	0	0/0.0
2	Galloway, L	1-0	05:44	0 - 1	0.0%	0-1	0.0%	0 - 0	0.0%	0	0	0/0.0	2	0-0	1	0	0	0/0.0
<b>Phoenix Suns</b>		<b>2-10</b>	<b>505:00</b>	<b>97 - 193</b>	<b>50.3%</b>	<b>32-73</b>	<b>43.8%</b>	<b>27 - 35</b>	<b>77.1%</b>	<b>20</b>	<b>72</b>	<b>106/53</b>	<b>53</b>	<b>35-0</b>	<b>14</b>	<b>22</b>	<b>6</b>	<b>253/126.5</b>
<b>OPPONENTS</b>		<b>2-10</b>	<b>505:00</b>	<b>92 - 187</b>	<b>49.2%</b>	<b>27-71</b>	<b>38.0%</b>	<b>40 - 49</b>	<b>81.6%</b>	<b>19</b>	<b>71</b>	<b>102/51</b>	<b>42</b>	<b>36-0</b>	<b>13</b>	<b>22</b>	<b>3</b>	<b>251/125.5</b>

NO	PLAYER	----- SINGLE GAME HIGHS -----							----- AVERAGE PER GAME -----							----- AVERAGE PER 48 MIN -----						
		MIN	REB	AST	STL	TO	BLK	PTS	MIN	REB	AST	STL	TO	BLK	PTS	REB	AST	STL	TO	BLK	PTS	
1	Booker, D	43:52	7	7	3	3	1	30	41:28	6.5	5.0	1.5	2.0	0.5	27.0	7.5	5.8	1.7	2.3	0.6	31.3	
3	Paul, C	38:01	7	13	2	2	1	28	35:14	5.0	10.0	1.5	1.5	0.5	25.0	6.8	13.6	2.0	2.0	0.7	34.1	
22	Ayton, D	39:46	13	2	0	2	1	20	34:48	10.0	1.0	0.0	1.5	0.5	18.5	13.8	1.4	0.0	2.1	0.7	25.5	
25	Bridges, M	39:39	4	2	0	2	1	21	36:07	2.5	1.5	0.0	1.0	0.5	18.0	3.3	2.0	0.0	1.3	0.7	23.9	
8	Kaminsky, F	34:45	8	8	0	2																

**SERIES OPPONENT:**

**MILWAUKEE BUCKS (46-26)**

**2020-21 SCHEDULE VS. OPPONENT**  
 2/10 vs. Milwaukee W, 125-124  
 4/19 at Milwaukee W, 128-127 (OT)  
**2019-20 RESULTS VS. OPPONENT**  
 2/2 at Milwaukee L, 108-129  
 3/8 vs. Milwaukee W, 140-131  
**CURRENT REGULAR SEASON STREAKS**  
**OVERALL: Won 3**  
 Last Win: 4/19/21 at MIL, 128-127 (OT)  
 Last Loss: 2/2/20 at MIL, 108-129  
**HOME: Won 3**  
 Last Win: 2/10/21, 125-124  
 Last Loss: 11/22/17, 107-113 (OT)  
**ROAD: Won 1**  
 Last Win: 4/19/21, 128-127 (OT)  
 Last Loss: 2/2/20, 108-129

**SUNS ALL-TIME FINALS SERIES RECORD: 0-2 | SUNS ALL-TIME FINALS WIN-LOSS RECORD: 5-8**  
**HI PHX FINALS WIN: +13 (118-105), 7/6/21** | **HI PHX IND. PLAYOFF PTS: Charles Barkley, 42, 6/11/93**  
**HI MIL FINALS WIN: +19 (102-83), 4/25/71** | **HI MIL IND. FINALS PTS: Kareem Abdul-Jabbar, 37, 5/7/74**

**SERIES NOTES**  
 + The Suns won both regular season meetings by a point, coming from 16 down in the first and 7 down in final minutes in the second  
 + The Suns have won 5 of the last 6  
 + The Suns have won 3 straight at home, including the Suns' final home game before the season was suspended in 2019-20  
 + The teams joined the NBA together in 1968

**KEY CONNECTIONS**  
 + Bucks F **P.J. Tucker** played 377 games for the Suns from 2012-2017, averaging 8.0 points and 5.9 rebounds and 4 times winning the Majerle Hustle Award  
 + Suns F **Torrey Craig** began this season with the Bucks, playing in 18 games  
 + Suns F **Mikal Bridges** and Bucks G **Donte DiVincenzo** won two titles at Villanova (2016, 2018) together  
 + Suns F **Jae Crowder** started at Marquette from 2010-2012, earning Big East Player of the Year honors in 2012  
 + Suns F/C **Frank Kaminsky III** starred at Wisconsin from 2011-2015, winning consensus national college player of the year honors in 2015 and has his No. 44 retired  
 + Bucks HC **Mike Budenholzer** is from Holbrook, AZ, a three-hour drive northeast of Phoenix

PHX Rank	RATINGS	MIL Rank
7 (116.3)	Off Rtg	5 (116.5)
6 (110.4)	Def Rtg	9 (110.7)
3 (+5.9)	Net Rtg	4 (+5.8)

**2020-21 REGULAR SEASON SERIES GAME RECAPS**

**SUNS 125, BUCKS 124**

2/10/21 at Phoenix Suns Arena

**PHOENIX** – The Suns (15-9) extended their winning streak to four straight, and their home winning streak to five, coming back from a 16-point deficit and holding on in the final seconds for a 125-124 victory over the Milwaukee Bucks (16-9) at Phoenix Suns Arena. A tight first quarter had 10 lead changes and six ties but the Bucks scored 39 in the second quarter to take their largest lead of the game at 69-53 late in the second quarter. The Bucks still led by 12 points late in the third quarter before an 11-0 run drew the Suns within a point. The Suns' run continued to start the fourth quarter as they opened the final frame on a 9-0 run that gave them a lead they would hold onto for the remainder of the game. The Suns led 124-116 before an 8-0 run by Milwaukee tied the game with :47.8 left. **Devin Booker** made one of two free throws with :32.6 remaining to create what would be the final score. **Jae Crowder** recorded a steal on the ensuing possession but the Bucks got the ball back with :02.8 left down a point; **Giannis Antetokounmpo** missed a 20-foot pullup and the Suns won. Antetokounmpo scored 47 points but Booker (30) and **Chris Paul** (28) countered with 58 combined.

SUNS LEADERS		
Hi Pts.	Booker	30
Hi Rebs.	Crowder	14
Hi Asts.	Kaminsky	8
BUCKS LEADERS		
Hi Pts.	G. Antetokounmpo	47
Hi Rebs.	G. Antetokounmpo	11
Hi Asts.	Middleton	11

**SUNS 128, BUCKS 127 (OT)**

4/19/21 at Fiserv Forum

**MILWAUKEE** – The Suns (41-16) battled back from a seven-point deficit with under five minutes remaining in regulation to force overtime, then came away with the victory on **Devin Booker's** decisive free throw in the final second to defeat the Milwaukee Bucks (35-22) at Fiserv Forum. The Bucks led by one points after the first quarter then the Suns led by one point at halftime before the Bucks built a seven-point lead heading into the fourth quarter that they quickly pushed to nine, the largest by either team of the game. The Bucks took a 109-102 lead with 4:49 left in regulation, but the Suns responded with a 10-0 run to go up by three with 2:26 to play. **Khris Middleton** scored the Bucks' final five points of regulation then Booker hit a jumper with :25.5 left to tie it at 116-116. Middleton and Booker traded misses and the game went to overtime. The Suns scored the first six of overtime, then the Bucks scored the next six. **Mikal Bridges** made a three-pointer with :25.9 left, then Middleton made one with :22.1 to tie it at 127-127. Booker drew a foul with :00.3 left and made the winning free throw. **Chris Paul** had 13 assists, passing Magic Johnson for fifth on the NBA's all-time assists list.

SUNS LEADERS		
Hi Pts.	Booker	24
Hi Rebs.	Ayton	13
Hi Asts.	Paul	13
BUCKS LEADERS		
Hi Pts.	G. Antetokounmpo	33
Hi Rebs.	Connaughton	9
Hi Asts.	Holiday	8

**LIST OF ALL-TIME SUNS-BUCKS PLAYOFF SERIES**

YEAR, ROUND	PHX SEED	MIL SEED	RESULT
1978 WC1R	3	6	MIL wins 2-0
2021 Finals	2	3	PHX leads 1-0

**LIST OF PREVIOUS SUNS NBA FINALS GAMES**

**1976 NBA Finals (Celtics 4, Suns 2)**

5/23/76	at	Boston	87-98	L	Adams	26	Perry	10	Cowens	25	Cowens	21
5/27/76	at	Boston	90-105	L	Westphal	28	Adams	15	Havlicek	23	Silas	17
5/30/76	vs.	Boston	105-98	W	Adams	33	Adams	14	White	24	Cowens	17
6/2/76	vs.	Boston	109-107	W	Westphal	28	Heard	15	White	25	Silas	14
6/4/76	at	Boston	126-128***	L	RS/PW	25	Perry	15	White	33	Cowens	19
6/6/76	vs.	Boston	80-87	L	Adams	20	Heard	10	Scott	25	Cowens	17

**1993 NBA Finals (Bulls 4, Suns 2)**

6/9/93	vs.	Chicago	92-100	L	Barkley	21	Dumas	12	Jordan	31	Jordan	8
6/11/93	vs.	Chicago	108-111	L	Barkley	42	Barkley	13	Jordan	42	MJ/SP	12
6/13/93	at	Chicago	129-121***	W	Majerle	28	Barkley	19	Jordan	44	Grant	17
6/16/93	at	Chicago	105-111	L	Barkley	32	Barkley	12	Jordan	55	Grant	16
6/18/93	at	Chicago	108-98	W	RD/KJ	25	Majerle	12	Jordan	41	MJ/HG	7
6/20/93	vs.	Chicago	98-99	L	DM/CB	21	Barkley	17	Jordan	33	Pippen	12

# PHOENIX SUNS 2021 PLAYOFFS NOTES

## FINALS QUICKNOTES

- + The Suns won Game 1 to take a **1-0** lead, the team's first-ever series lead in the NBA Finals.
- + The Suns won Game 1 at home, the team's first home win in the Finals since Game 4 in **1976** against Boston.
- + For the **3rd** time in team history, the Suns are playing in the NBA Finals as 2021 joins 1993 and 1976 as years the Suns won the Western Conference title. The Bucks joins the Bulls and the Celtics as the Suns' NBA Finals opponents.
- + The Suns face the Bucks in the Finals as the two franchises are forever linked by entering the NBA together in **1968** and by the coin flip, won by the Bucks, in 1969 that gave Milwaukee the No. 1 overall pick and opportunity to select Kareem Abdul-Jabbar.
- + The Suns and the Bucks have met once before in the playoffs, a 2-0 series win by the Bucks in the 1978 West First Round.
- + In NBA Finals history there have only been two **3OT** games and both those games came in each of the Suns' two prior trips to the Finals. Despite Gar Heard's "Shot Heard 'Round The World" in the "Greatest Game Ever Played," the Suns lost Game 5 of the 1976 Finals in 3OT at Boston, but the Suns won 129-121 in 3OT at Chicago in Game 3 of the 1993 Finals.
- + As they have throughout the season, the Suns will continue to wear a black band on their uniforms honoring Suns Ring of Honor member and Naismith Memorial Basketball Hall of Famer **Paul Westphal** who passed away on Jan. 2. Westphal was a central figure in each of the Suns' previous two trips to the Finals, leading the team in scoring in 1976 and serving as head coach in 1993.
- + **JAE CROWDER**, who played 6 games for Miami in last season's, is the only player on either team with prior NBA Finals experience.

## CP3 OVER LAST 2

- + **CHRIS PAUL** has totaled **72** points over his last 2 games, tied for the most over a 2-game span, regular season or playoffs, over his 16-year career. Paul is shooting 28-of-43 (65.1%) from the field and 11-of-15 (73.3%) from three-point range with 17 assists, 4 steals and just 2 turnovers over these last games.
- + According to Stathead, **Paul** is just the 3rd player to total **65+** points on at least **65+** FG% and **65+** 3P% over a 2-game span in the Conference Finals and/or NBA Finals along with **Terry Porter** for Portland in a 2-game stretch in 1992 and **Kevin Durant** in a 2-game stretch for Golden State in 2018.

## GAME 1

- + **Six** different Suns players scored 10+ points in Game 1; the Suns improve to 4-0 in the postseason when at least 6 players score in double figures after going 22-2 in the regular season.
- + The Suns shot **25-of-26** (96.2%) from the free throw line in Game 1 while Milwaukee shot 9-of-16 (56.2%). The Suns nearly set a Finals record for most free throws made without a miss before missing one in the fourth quarter; the Suns had 7 games shooting 100% from the line during the regular season, setting an NBA record (more details on page 13).
- + **CHRIS PAUL** (32), **DEVIN BOOKER** (27) and **DEANDRE AYTON** (22) each scored 20+ points in their NBA Finals debuts. According to the Elias Sports Bureau, they became the first trio of teammates to each score 20+ in the same game while making their Finals debuts since **Shaquille O'Neal**, **Penny Hardaway** and **Nick Anderson** did for Orlando in 1995. The only other time three teammates each did this in the Finals was **Hal Greer**, **Wali Jones**, **Billy Cunningham** and **Chet Walker** for Philadelphia in 1967 and **Bill Sharman**, **Bob Cousy** and **Tom Heinsohn** for Boston in 1957.
- + **Paul** also had 8 assists, joining **Michael Jordan** in 1991 as the only players with **30+** points and **8+** assists in a Finals debut since the merger in 1976. **Ayton** also had 19 rebounds, joining **Giannis Antetokounmpo** also on Tuesday, **Tim Duncan**, **Karl Malone**, **Shaquille O'Neal** and **Bill Walton** as the only players with **20+** points and **15+** rebounds in a Finals debut since the merger.
- + **Ayton** shot 80 FG% in addition to his 22 points and 19 rebounds. He became just the 4th player ever in the Finals to record a game of **20+** points and **15+** rebounds on **80+** FG%, joining **Wilt Chamberlain** (Game 3 in 1972), **Kareem Abdul-Jabbar** (Game 1 in 1971) and **Bill Russell** (Game 2 in 1965).
- + **JAE CROWDER** scored just 1 point in Game 1 but was a game-high **+19** in his 32:55.

## BOOK IT

- + **DEVIN BOOKER's** 459 total points this postseason are the **3rd**-most ever by player in his first career playoff run (Stathead):

**MOST TOTAL POINTS IN FIRST POSTSEASON, NBA HISTORY**

RANK	PLAYER	YEAR	GAMES	TOTAL POINTS
1	Rick Barry	1967	15	521
2	Trae Young	2021	16	461
3	<b>DEVIN BOOKER</b>	<b>2021</b>	<b>17</b>	<b>459</b>

- + **Booker** has 459 points in his first **17** career playoff games, most by a Sun and 15th most all-time (Stathead):

**MOST POINTS IN FIRST 17 CAREER PLAYOFF GAMES, NBA HISTORY**

RANK	PLAYER	YEAR(S)	POINTS	RANK	PLAYER	YEAR(S)	POINTS
1	Michael Jordan	1985-1988	646	10	Tracy McGrady	2000-2003	509
2	Wilt Chamberlain	1960-1962	595	11	Anthony Davis	2015-2020	503
3	Bob McAdoo	1974-1976	559	12	Allen Iverson	1999-2000	472
4	Kareem Abdul-Jabbar	1970-1971	545	13	Gilbert Arenas	2005-2008	464
5	Rick Barry	1967-1973	543	14	Trae Young	2021	461 in 16
6	Oscar Robertson	1962-1964	527	<b>15</b>	<b>DEVIN BOOKER</b>	<b>2021</b>	<b>459</b>
7	George Mikan	1949-1950	523	16	Kevin Durant	2010-2011	458
8	Bernard King	1979-1984	512	17	Elgin Baylor	1959-1960	455
9	LeBron James	2006-2007	511	18	Elvin Hayes	1969-1974	453

- + **Booker** has 7 games scoring 30+ points this postseason, **3rd**-most in a postseason in Suns history behind only 11 by **Amar'e Stoudemire** in 2005 and 8 by **Charles Barkley** in 1993.
- + **Booker** has 4 games this postseason with **10+** rebounds; he has 6 games with 10+ boards in 409 career regular season games.



## DOMIN-AYTON

- + **DEANDRE AYTON** is shooting **71.1 FG%** this postseason, the best FG% in a single postseason (min. 100 FGM) in NBA Playoffs history:

HIGHEST FIELD GOAL PERCENTAGE IN A POSTSEASON (min. 100 FGM), NBA HISTORY						
RANK	PLAYER	TEAM	YEAR	FGM	FGA	FG%
1	<b>DEANDRE AYTON</b>	<b>SUNS</b>	<b>2021</b>	<b>* 128 *</b>	<b>* 180 *</b>	<b>* 71.1% *</b>
2	James Worthy	L.A. Lakers	1985	166	267	62.2%
3	Hakeem Olajuwon	Houston	1987	110	179	61.5%
4	Shaquille O'Neal	L.A. Lakers	1998	158	258	61.2%
5	Shaquille O'Neal	Miami	2006	178	291	61.2%

- + **Ayton** has **4** games with 20+ points on 80+ FG% this postseason, the most in a single postseason in the shot-clock era, according to ESPN Stats & Info.
- + **Ayton** has shot at least 50% on FG in each of his first **17** career playoff games; according to Stathead, he is **the only player** since 1983 to shoot at least 50% from the field in each of his first **17** career playoff games. Ayton had previously become the only player since at least 1983 to shoot at least 60% from the field in each of his first 8 career playoff games, according to Stathead.
- + **Ayton** has **12** double-doubles through his first 17 career playoff games and **6** 20/10 double-doubles. Since 2000 according to Stathead, Ayton joins **Joel Embiid** (12), **Nikola Jokic** (14), **Anthony Davis** (15), **Dwight Howard** (14), **CHRIS PAUL** (12) and **Carlos Boozer** (13) as the only players to record double-doubles at least 12 times in their first 17 career playoff games.
- + **Ayton** is shooting **71.1 FG%** (128-of-180) through 17 games this postseason. Dating back to 1982-83, as far back as Stathead has complete data, his FG% is **by far the best** (min. 100 FGM) of any player through 17 career playoff games as the previous high was 60.7 FG% by **Dwight Howard** from 2007-2009. In fact, Ayton's field goal percentage over these first 17 games is the **best by any player over any 17-game playoff stretch** since 1983 (min. 110 FGM), via Stathead (the previous best over a 17-game playoff stretch was 65.5 FG% by **James Worthy** from 1984-1985).

## AT LAST

- + **CHRIS PAUL** is making his first NBA Finals appearance in his **16th** NBA season. Paul is just the fourth player all-time to make his first Finals appearance in his 16th season or later, joining **Kevin Willis** in his 18th season with San Antonio in 2003, **Juwan Howard** in his 17th season with Miami in 2011 and **Tracy McGrady** in his 16th season with San Antonio in 2013.
- + While Willis, Howard and McGrady *combined* for 46 points in 112 minutes in their teams' runs to the conference title, **Paul** totaled 253 points in 459 minutes on the Suns' playoff run through the Western Conference.

## THE POINT GOD

- + **CHRIS PAUL** has totaled **131** assists and just **24** turnovers through **15** games this postseason. According to Stathead, this is currently the 2nd-most assists ever by a player to commit 24 or fewer turnovers in a playoff run behind only Paul's 135 assists and 24 turnovers in 12 games for New Orleans in 2008.
- + **Paul** has **1,033** career playoff assists, passing **Michael Jordan** (1,022) for **11th** in Game 6 at LA:

MOST CAREER PLAYOFF ASSISTS, NBA HISTORY					
RANK	PLAYER	ASSISTS	RANK	PLAYER	ASSISTS
1	Magic Johnson	2,346	8	Steve Nash	1,061
2	LeBron James	1,919	9	Scottie Pippen	1,048
3	John Stockton	1,839	10	Kobe Bryant	1,040
4	Jason Kidd	1,263	<b>11</b>	<b>CHRIS PAUL</b>	<b>1,033</b>
5	Tony Parker	1,143	12	Michael Jordan	1,022
6	Rajon Rondo	1,136	13	Dennis Johnson	1,006
7	Larry Bird	1,062	14	Isiah Thomas	987

## CAM JOHNSON

- + **CAM JOHNSON** is averaging **8.2** points on **50.6 FG%**, **45.5 3P%** and **88.9 FT%** in **16** games off the bench this postseason. According to Stathead, Johnson currently joins **Serge Ibaka** for Toronto in 2020, **Channing Frye** for Cleveland in 2016 and 2017, and **Stephen Jackson** for San Antonio in 2012 as the only players to shoot at least 50 FG%, 45 3P% and 85 FT% in a playoff run while coming off the bench in each game (min. 20 3PM).

## PLAYOFF QUICKNOTES

- + The Suns have shot a higher field goal percentage than their opponent in a **14 of 17** games this postseason, going 13-1 in those 14.
- + The Suns won 9 straight games after winning the final 3 against the L.A. Lakers, winning 4-0 against the Nuggets then taking a 2-0 lead against the LA Clippers before dropping Game 3. This was the longest win streak in Suns playoff history, surpassing 6 in 2010 (2 against Portland then a sweep of San Antonio). It tied for the 9th-longest winning streak in a single postseason in NBA history.
- + The Suns had won 4 straight road games prior to Game 3 against the Clippers, tying their longest overall road winning streak in the team's playoff history and the longest in a single season. The only previous time the Suns won 4 straight on the road was Game 5 at Chicago in the 1993 NBA Finals followed by a win at Golden State and 2 wins at Houston to start the 1994 postseason.

## TOKYO BOUND

- + USA Basketball announced that **DEVIN BOOKER** is a member of the 12-man roster for the 2021 U.S. Olympic Men's Basketball Team.
- + **Booker** will be the **6th** player to represent the U.S. at the Olympics while on the Suns' roster and each of the previous five have medaled. He will join **Shawn Marion** (2004-bronze), **Amar'e Stoudemire** (2004-bronze), **Jason Kidd** (2000-gold), **Charles Barkley** (1996-gold; 1992-gold) and **Dan Majerle** (1988-bronze).

### CLOSEOUT BOOK

- + In 3 closeout wins this postseason, **Booker** has totaled **103** points, scoring 34 points in Game 4 at Denver, 47 points in Game 6 at the L.A. Lakers and 22 in Game 6 at the LA Clippers. Booker's 103 points are the t-5th-most ever by a player through his team's first 3 closeout wins of a postseason:

MOST POINTS THRU FIRST 3 CLOSEOUT WINS OF A POSTSEASON, NBA HISTORY (ELIAS SPORTS BUREAU)			
RANK	PLAYER	SEASON	POINTS
1	Michael Jordan	1992	127
2	LeBron James	2018	109
3	Michael Jordan	1996	106
4	Kobe Bryant	2008	104
5t	<b>DEVIN BOOKER</b>	<b>2021</b>	<b>103</b>
	LeBron James	2020	
	LeBron James	2017	
	Stephen Curry	2017	
	<b>Charles Barkley</b>	<b>1993</b>	
	George Mikan	1950	

### WESTERN CONFERENCE CHAMPIONS

- + Playing in their 10th Western Conference Finals, the Suns defeated the LA Clippers in 6 games to advance to capture the **3rd** Western Conference Championship in the team's 53rd season.
- + The Suns pulled away to win by **27** points in the closeout win over the Clippers, shooting 56.4 FG% and 54.8 3P%, making 17 triples.
- + **CHRIS PAUL** tied his playoff career high with **41** points in the closeout Game 6 win at the LA Clippers to send him to his first career NBA Finals, shooting 16-of-24 FG and 7-of-8 3P with 8 assists, 3 steals and 0 turnovers. It marked Paul's 2nd career playoff game with 40+ points, 8+ assists and 0 turnovers (also May 8, 2018 with Houston vs. Utah); the rest of the NBA all-time has had one such game (Denver's **Jamal Murray** against Utah on Aug. 23, 2020).
- + **DEANDRE AYTON** had **19** points, a career-high **22** rebounds, including 9 on the offensive end, plus **4** blocks in the Game 4 win at LA. Since the year 2000, this was just the 3rd time a player posted at least 19 points, 22 rebounds and 4 blocks in a playoff game:

GAMES OF 19+ POINTS, 22+ REBOUNDS AND 4+ BLOCKS, NBA PLAYOFFS SINCE 2000 (Stathead)					
PLAYER	TEAM, OPPONENT	DATE	POINTS	REBOUNDS	BLOCKS
<b>DEANDRE AYTON</b>	<b>SUNS at LA Clippers</b>	<b>6/26/2021</b>	<b>19</b>	<b>22</b>	<b>4</b>
Dwight Howard	Orlando vs. Toronto	4/20/2008	25	22	5
Tim Duncan	San Antonio at Dallas	5/23/2003	34	24	6

### VALLEY OOP

- + In Game 2 on June 24, inbounding the ball from the baseline with :00.9 left and trailing 103-102, **JAE CROWDER** threw the ball over the rim and **DEANDRE AYTON** slammed it home to put the Suns ahead with :00.7 to play. The shot was the first game-winner of Ayton's career and the Suns' first game-winner in the final second of a playoff game since Game 1 of the 2006 Western Conference Finals when **Boris Diaw** gave the Suns a 119-118 lead with :00.5 remaining at Dallas.
- + **CAMERON PAYNE** scored a career high, regular season or playoffs, with **29** points in Game 2 vs. the LA Clippers, also recording **9** assists to **0** turnovers, **2** steals and **2** blocks. According to Stathead, Payne recorded just the **4th** performance of 29+ points, 9+ assists and 0 turnovers in a Conference Finals or NBA Finals game, joining three basketball legends:

GAMES OF 29+ POINTS, 9+ ASSISTS AND ZERO TURNOVERS, CONFERENCE FINALS AND NBA FINALS HISTORY					
PLAYER	TEAM, OPPONENT	DATE	POINTS	ASSISTS	TURNOVERS
<b>CAMERON PAYNE</b>	<b>SUNS vs. LA Clippers</b>	<b>6/22/2021</b>	<b>29</b>	<b>9</b>	<b>0</b>
LeBron James	L.A. Lakers vs. Miami	10/2/2020	33	9	0
Magic Johnson	L.A. Lakers vs. Boston	6/2/1987	29	13	0
Larry Bird	Boston vs. Detroit	5/21/1987	31	12	0

- + **DEVIN BOOKER** recorded his **first career triple-double**, regular season or playoffs, in Game 1 vs. the LA Clippers with **40** points, a career-best **13** rebounds and **11** assists. Booker's performance was just the 12th 40-point triple-double in NBA playoff history and the 2nd by a Suns player, according to Stathead. Booker's performance marked the 6th triple-double in Suns playoff history:

TRIPLE-DOUBLES, SUNS PLAYOFF HISTORY					
PLAYER	OPPONENT	DATE	POINTS	REBOUNDS	ASSISTS
<b>DEVIN BOOKER</b>	<b>vs. LA Clippers</b>	<b>6/20/2021</b>	<b>40</b>	<b>13</b>	<b>11</b>
Steve Nash	vs. Dallas	5/18/2005	34	13	12
Jason Kidd	vs. L.A. Lakers	5/14/2000	22	10	16
Anfernee Hardaway	vs. San Antonio	4/29/2000	17	12	13
Charles Barkley	at Chicago	6/16/1993	32	12	10
Charles Barkley	vs. Seattle	6/1/1993	43	15	10

### SUNS SWEEP

- + The Suns swept the Nuggets in 4 games in the Conference Semifinals, the **3rd** 4-game sweep in Suns playoff history as they also won 4-0 over Memphis in the First Round in 2005 and over San Antonio in the Conference Semis in 2010.
- + The Suns **never trailed in the fourth quarter** against the Nuggets, holding a lead for all 48 fourth-quarter minutes in the series.
- + Over the final 3 games of the sweep over Denver, the Suns for just **1:48 of 144:00** of game action (just 1.3% of the time).
- + **DEVIN BOOKER** and **CHRIS PAUL** combined for **126** points in the Suns' two wins in Denver. In Game 4, Paul scored 37 and Booker scored 34 as they became the first pair of Suns teammates to each score 30+ points in a playoff game since Steve Nash and Shawn Marion did so at Dallas on May 20, 2005.
- + **Paul** averaged **25.5** points in the series against Denver on **62.7 FG%**, **75.0 3P%** and **100.0 FT%**, the most points he has averaged in 21 career playoff series. He also averaged **10.3** assists against Denver, becoming just the 3rd Suns player to average 25+ points and 10+ assists for a playoff series, along with **Steve Nash** in the 2005 West Semis and **Kevin Johnson** in the 1989 First Round.
- + In the **fourth quarter** of the 4 games against Denver, **Paul** totaled 43 points on 16-19 FG, 4-4 3P and 7-7 FT, 10 assists, 3 steals and 0 turnovers in 32 minutes in the fourth quarter.
- + **Paul** had **46** assists and just **4** turnovers from Game 6 at L.A. through Game 3 at Denver, the most assists with 4 or fewer turnovers over a 4-game playoff span since ... Paul himself had 49 assists and 4 turnovers over a 4-game span with New Orleans in 2008. **In Paul's playoff career, he has 9 times gone a 4-game span with 38+ assists and 4 or fewer turnovers; this feat, accomplished 9 times by Paul, has not been done once by any other player since 1987** (Stathead).
- + **Paul** had **17** points, **15** assists and **0** turnovers in Game 2 vs. Denver. Since 1984, it marked just the 5th performance in the playoffs by any player of 15+ points, 15+ assists and 0 turnovers; 3 of those 5 have been done by Paul and the other two have been by **Jason Kidd** (for the Suns vs. Sacramento on April 29, 2001) and **Magic Johnson** (Stathead).

### TAKING DOWN THE CHAMPS

- + The Suns defeated the reigning champion L.A. Lakers in the first round, winning the final 3 games after falling in a 2-1 series deficit. This is the **3rd** time in franchise history the Suns have eliminated the reigning champs, also beating Golden State in the 1976 Western Conference Finals and San Antonio in the 2000 Western Conference First Round.
- + The Suns faced a 2-1 series deficit and trailed the Lakers 36-25 in the second quarter of Game 4 in L.A.; from the moment forward, the Suns outscored the Lakers 303-241 (**+62**) to win the series in 6 games.
- + The largest scoring margin for any quarter in Suns playoff history is **+22** and the Suns have done this 4 times all-time including in each of their last 2 playoff games. The Suns outscored Denver in the fourth quarter 42-20 on May 2, 1989, Portland 40-18 in the first quarter on May 25, 1990, the Lakers 32-10 in the second quarter of Game 5 and the Lakers 36-14 in the first quarter of Game 6.
- + The Suns set a franchise playoff record with **18** three-point makes in the series-clinching Game 6 win vs. L.A. The 18 three-pointers (on 35 attempts for a 51.4%) bested the previous high of 15 done three times, last at San Antonio on May 7, 2010.
- + **DEVIN BOOKER** scored **47** points in Game 6 against the Lakers, including 22 in the first quarter (making 6-of-6 three-pointers) and 33 in the first half. Booker made 8-of-10 three-pointers for the game; his regular season career high for three-pointers in a game is 6. His 47 points tied for the 3rd-most in a game in Suns playoff history (trailing only 56 by **Charles Barkley** and 48 by **Steve Nash**). Booker's 47 points in his first career opportunity to close out a playoff series tie for the most in a player's first closeout game ever (matched New Orleans' **Anthony Davis** in Game 4 vs. Portland in 2018).
- + **Booker** averaged **29.7** points in the series against the Lakers, the 6th-highest scoring average for any playoff series in Suns history and 2nd-highest for a series that went at least 6 games. Only **Charles Barkley** (37.3 in 3 games vs. Golden State in 1994), **Amar'e Stoudemire** (37.0 in 5 games vs. San Antonio in 2005), **Barkley** (33.7 in 3 games vs. Portland in 1995), **Kevin Johnson** (30.7 in 3 games vs. Denver in 1989) and **Steve Nash** (30.3 in 6 games vs. Dallas in 2005) have averaged more in a playoff series. Booker joined Johnson against the Nuggets in 1989 as the only Suns to average 29+ points in their first career playoff series.
- + **JAE CROWDER** led the Suns-Lakers series by posting a **+58** total plus/minus in 189 minutes.
- + **CAMERON PAYNE** surpassed his regular season career high with 3 blocks in Game 6 at L.A. and tied his regular season career high with 4 steals in Game 3 at L.A. For the series, Payne had **7** steals, **6** blocks and made **11** three-pointers. According to Stathead, he became just the second player ever to total 10+ three-pointers and 6+ blocks/steals off the bench in any playoff series, joining **James Harden** who did so for Oklahoma City in the 2011 West Semis against Memphis.

### ALL-NBA

- + **CHRIS PAUL** was named to the **All-NBA Second Team** on June 15...
- + With his **9th** career selection to the All-NBA First or Second Team, **Paul** joins **Bob Cousy** (12), **Oscar Robertson** (11) and **Magic Johnson** (10) as the only point guards in NBA history with at least 9 career selections to the First or Second Team.
- + **Paul** becomes just the **24th** player in NBA history with at least 10 career All-NBA selections, and only the second active player in double figures along with **LeBron James**. This is his second straight season being named All-NBA Second Team after earning the honor with Oklahoma City for 2019-20.
- + **Paul** is the first Sun to be named All-NBA since **Goran Dragić** was selected to the Third Team in 2013-14 and he is the first Sun on the First or Second Team since **Steve Nash** and **Amar'e Stoudemire** were both selected to the All-NBA Second Team in 2009-10.
- + **Paul** received 23 First Team votes in the panel of 100 sportswriters and broadcasters as he totaled 311 vote points. **DEVIN BOOKER** also received votes totaling 21 points, 10th-most of all guards. Booker averaged 25.6 points on 48.4% shooting this season; he and Utah's **Donovan Mitchell** this season become the only 2 of 45 players since the NBA-ABA merger in 1976 to average 25-plus points on a team that finished with one of the league's top two records and not be named to the All-NBA First or Second Team.

### MVP VOTING NOTES

- + **CHRIS PAUL** finished **5th** in NBA MVP voting, announced on June 8. At age 36, Paul is just the 4th different player in NBA history to place in the top 5 in NBA MVP voting at 36 or older:

TOP FIVE IN NBA MVP VOTING, AGE 36 OR OLDER				
PLAYER	TEAM	SEASON	AGE	MVP FINISH
<b>CHRIS PAUL</b>	<b>SUNS</b>	<b>2020-21</b>	<b>36</b>	<b>5th</b>
Karl Malone	Utah	1999-00	36	4th
Kareem Abdul-Jabbar	L.A. Lakers	1985-86	38	5th
		1984-85	37	4th
Wilt Chamberlain	L.A. Lakers	1983-84	36	4th
		1972-73	36	4th

## PHOENIX SUNS 2020-21 REGULAR SEASON NOTES

### RISE OF THE SUNS

- + In 2018-19, the Suns tied for the 2nd-worst record in the NBA at 19-63. Shortly after that season, **JAMES JONES** was officially named as general manager and the team then added **MONTY WILLIAMS** as head coach. Now just two seasons later, the Suns finished with the **2nd-best** record in the NBA at **51-21**. This is just the third time since the NBA-ABA Merger that a team jumped from bottom two to top two in two seasons or less:

BOTTOM TWO TO TOP TWO IN TWO SEASONS OR LESS, SINCE MERGER (1976)		
TEAM	SEASON IN BOTTOM 2	SEASON IN TOP 2
SUNS	2018-19 (19-63)	2020-21 (51-21)
Boston	2006-07 (24-58)	2007-08 (66-16)
Boston	1978-79 (29-53)	1979-80 (61-21)

- + The Suns jumped from 19 wins in 2018-19 to 34 wins in 2019-20 to 51 wins this season. According to the Elias Sports Bureau, the Suns are just the **5th** team in NBA history to have at least a 15-game win increase in consecutive seasons. They join: Philadelphia in 2016-17 and 2017-18; Miami in 2003-04 and 2004-05, Houston in 1983-84 and 1984-85 and Baltimore in 1967-68 and 1968-69. Making it even more impressive, the Suns accomplished this despite fewer total games being played in each of the past two seasons.
- + The Suns recorded a .708 winning percentage this season after .466 last season; the Suns' **+.242** improvement ranked 4th in the NBA this season (behind Golden State, Atlanta and New York). This marked the second straight season the Suns' winning percentage improved by at least .200 points (.232 in 2018-19 to .466 in 2019-20). According to STATS, the Suns became just the **3rd** team in NBA history to have .200+ improvements in winning percentage in consecutive seasons (Miami from 2002-03 to 2004-05, Philadelphia from 2015-16 to 2017-18).

### PACIFIC DIVISION CHAMPIONS

- + The Suns clinched the **2020-21 Pacific Division title** on May 14, their **7th** division title in franchise history and first in 14 years as the Suns have won the Pacific Division in 1980-81, 1992-93, 1994-95, 2004-05, 2005-06, 2006-07 and now 2020-21.
- + The Suns return to the playoffs for the 30th time in team history and first time since reaching the Western Conference Finals in 2010. They return as a top 2 seed in the West by posting the league's **2nd-best** record, finishing 1 game back of Utah. This is the Suns' first time earning a top 2 seed since being No. 2 in the 2007 playoffs after recording the NBA's 2nd-best record in 2006-07.
- + This is the Suns' **7th** time being a top 2 seed in the West (No. 1 seed in 1981, 1993, 2005; No. 2 seed in 1995, 2006, 2007, now 2021).
- + The Suns' .708 winning percentage this season is **5th-best** in franchise history and 5th time posting a win percentage over .700:

BEST SINGLE-SEASON WINNING PERCENTAGE, SUNS HISTORY			
RANK	SEASON	W-L	WIN PCT
1t	2004-05 1992-93	62-20	.756
3	2006-07	61-21	.744
4	1994-95	59-23	.720
5	2020-21	51-21	.708

### FINDING CONSISTENCY, NBA'S TOP OFFENSE SINCE LATE JANUARY

- + Following a loss to Oklahoma City on Jan. 27, the Suns fell to 8-8 for the season by dropping their season-long third straight. Speaking to media postgame, Head Coach **MONTY WILLIAMS** emphasized consistency saying, "At some point you have to understand what it takes to be a really good team is consistency, period." The Suns found consistency following that loss as over the team's final 56 games they posted a **43-13** (.768) record, the **NBA's best record from Jan. 28 onward**.
- + Over this stretch from Jan. 28 to the end of the season, the Suns shot at least 50% from the field in **30 of 56** games and ranked **1st** in the NBA in Offensive Rating, giving Phoenix **the NBA's top offense since late January**:

SUNS OFFENSE AFTER 1/28			
	AVG/PCT	NBA RANK AFTER 1/28	NBA RANK THRU 1/27
OFFENSIVE RATING	118.2	1st	15th
TRUE SHOOTING %	60.4%	2nd	11th
FIELD GOAL %	49.9%	1st	15th
THREE-POINT %	38.4%	7th	18th
ASSISTS PER GAME	27.2	3rd	9th

SUNS RANKS IN THE TOP 10		
Offensive Category	Avg/Pct	Rank
Offensive Rating	116.3	7th
True Shooting Percentage	59.7%	3rd
Effective Field Goal Percentage	56.4%	3rd
Field Goal Percentage	49.0%	2nd
Three-Point Percentage	37.8%	7th
Free Throw Percentage	83.4%	2nd
Assist-to-Turnover Ratio	2.15	1st
Assists Per Game	26.9	3rd
Turnover Percentage	12.6%	4th
Defensive Category	Avg/Pct	Rank
Defensive Rating	110.4	6th
Opponent Effective Field Goal Pct.	53.4%	10th
Opponent Three-Pointers Per Game	11.6	7th
Opponent Three-Point Percentage	35.4%	5th
Opponent Assists Per Game	22.9	4th
Opponent Blocks Per Game	3.6	1st
Opponent Points Off Turnovers	14.8	4th

### TOP 10 ON OFFENSE AND DEFENSE

- + The Suns ranked **7th** in Offensive Rating and **6th** in Defensive Rating for the season, 1 of 4 teams in the NBA to rank in the top 10 in both categories along with LA Clippers, Utah and Milwaukee. This marked the Suns' first season ranked in the top 10 in both Offensive and Defensive Rating since **1997-98**.
- + The Suns ranked **6th in the NBA in Defensive Rating**, allowing 110.4 points per 100 possessions. This marked the Suns' first top 10 finish in Defensive Rating in 20 years since **2000-01** when they ranked 2nd.



## ROAD TESTED

- + The Suns ranked **1st** in the NBA this season by going **24-12** on the road.
- + The Suns' **.667** winning percentage in road games sits as the **3rd-best** road record in Suns history:

BEST ROAD WINNING PERCENTAGE, SUNS HISTORY			
RANK	SEASON	W-L	WIN PCT
1	2004-05	31-10	.756
2	2006-07	28-13	.683
5	<b>2020-21</b>	<b>24-12</b>	<b>.667</b>

## HISTORIC TWO-YEAR STRETCH FROM THE STRIPE

- + Last season the Suns recorded what was then the highest single-season free throw percentage in NBA history at 83.4%, besting the previous record set by the 1989-90 Boston Celtics. The Suns shot even better from the free throw line in 2020-21 but ranked **2nd** in the league behind the LA Clippers. Over the past 2 seasons, the Suns have recorded **2 of the 3 best free throw shooting seasons in NBA history**:

HIGHEST SINGLE-SEASON FT% BY TEAM, NBA HISTORY			
RANK	TEAM	SEASON	FT%
1	LA Clippers	2020-21	83.9%
2	<b>SUNS</b>	<b>2020-21</b>	<b>83.44%</b>
3	<b>SUNS</b>	<b>2019-20</b>	<b>83.39%</b>
4	Boston	1989-90	83.2%

- + The Suns had **7** games this season shooting 100% from the free throw line, most by any team in a single season in NBA history (previous mark was 6 times by the 2005-06 Suns and 1990-91 Boston, then matched by the 2020-21 LA Clippers).

## WORKING OVERTIME

- + The Suns end the regular season having won **4** straight overtime games since March 28, the team's longest winning streak in overtime games since winning 4 straight in OT from 2007-2008.
- + The Suns played **7** overtime games this season, **t-1st** in the NBA (Indiana, San Antonio) and the most the Suns have played in a season since playing 9 in 2010-11. The Suns went 4-3 in OT games this season.
- + The Suns scored the first 15 points in OT on May 4 at Cleveland, outscoring them 20-4 in the period. According to Stathead, the **+16** margin was the largest ever by the Suns in an OT period (prev. +11 on Nov. 16, 1990 vs. LA Clippers) and tied for the 2nd-largest ever by any NBA team (+17 by Portland at Houston on Jan. 22, 1983 and tied +16 by Milwaukee vs. New Jersey on Dec. 4, 1977).
- + The Suns' **20** points in OT on May 4 tied for the most in an OT period in Suns history (4th time scoring 20, last was Dec. 23, 1996).

## SETTING RECORDS FROM DOWNTOWN

- + Despite playing 10 games fewer than the standard 82-game season, the Suns set a franchise record for single-season three-point makes by making **940** triples (ranking 13th in the NBA this season). The 2020-21 Suns' bested the previous mark of 837 three-pointers set by the 2005-06 Suns. The 2005-06 Suns set what was then the NBA record for the second consecutive season by making 837 after making 796 in 2004-05; 25 different teams made at least 796 in a 72-game season this season.
- + The Suns made a **franchise-record 25** three-pointers on 45 attempts on April 12 vs. Houston (previous record was 24 set on Feb. 20, 2021 at Memphis). The Suns made **18** three-pointers in the first half, **tying the NBA record** for most three-point makes in a half (Utah on April 3, 2021). The Suns set an **NBA record** by making **12** three-pointers in the 2nd quarter (since matched by Portland on May 10).

## TEAM QUICKFACTS

- + The Suns enter the playoffs having won **4** straight games at Phoenix Suns Arena.
- + The Suns played at the NBA's **7th**-slowest pace this season, averaging **98.00** possessions.
- + The Suns ranked **1st** in the NBA with an assist-to-turnover ratio of **2.15**.
- + The Suns **twice** tied the franchise record for fewest turnovers in a game this season, only turning it over **3** times on April 10 vs. Washington and on Jan. 9 at Indiana, matching the team record initially set on April 7, 2012 vs. the L.A. Lakers.
- + The Suns also had 36 assists on April 10 vs. Washington. According to the Elias Sports Bureau, since turnovers first became a stat in 1970-71, the **Suns recorded the most assists by any team in a game while committing 3 or fewer turnovers**. The previous high was 33 assists with 3 turnovers done by the Suns on Jan. 9 at Indiana and by Portland vs. the Suns on Feb. 22, 1991.
- + The Suns went **11-0** this season when 7 or more players scored 10+ points.
- + No team had their shot blocked less often than the Suns as they ranked **1st** in the NBA by only allowing **3.6** blocks per game.

## GETTING BETTER

- + In **MONTY WILLIAMS'** career as an NBA head coach, his teams have posted a better record than the season prior in **6 out of 7** seasons. In his first season as head coach of the New Orleans Hornets in 2010-11, he led the team to 46 wins and the playoffs after the team won 37 games in the season prior. Prior to the 2011-12 season, the Hornets lost All-NBA point guard **CHRIS PAUL** and the team fell to 21-45. The Hornets/Pelicans then increased their winning percentage in each of Williams' final 3 seasons as head coach, culminating in 45 wins and the playoffs in 2014-15. The Suns have improved their record from the previous season in each of Williams' first 2 at the helm.

## HONORING WESTY

- + The Suns are wearing a black band on their uniforms in loving memory of **Paul Westphal**, a Naismith Memorial Basketball Hall of Famer and Suns Ring of Honor member, who passed away on Jan. 2. From guiding the team on the court in the 1976 NBA Finals to leading them from the sidelines in the 1993 NBA Finals, Westphal's legacy in Phoenix crossed decades and his impact is unmatched.
- + **Westphal** garnered All-NBA recognition for four consecutive seasons with the Suns from 1976-1980, including three selections to the First Team. He sits as the 8th-leading scorer in Suns history, totaling 9,564 points and averaging 20.6 points per game, and was inducted into the Suns Ring of Honor on April 15, 1989. He served as the team's head coach from 1992-1996.

### ALL-NBA PRECEDENT

- + **DEVIN BOOKER** averaged a team-best **25.6** points per game as he played a leading role in helping the Suns to the NBA's **2nd**-best record at **51-21**. In 44 seasons since the merger (1976-77) through 2019-20, there have been 43 instances of a player averaging 25+ points while playing for a team that finished with one of the NBA's top two records, as Booker did this season. **In all 43 occurrences that player has been named to the All-NBA First or Second Team.** In fact, in 37 of these 43 instances the player has been named to the First Team and over half the time (23) a player records such a season he has taken home NBA MVP honors.

HONORS BY A PLAYER AVERAGING 25+ POINTS ON ONE OF LEAGUE'S TOP TWO TEAMS, SINCE MERGER		
HONOR	OF THE 43, HOW MANY RECEIVED THIS HONOR	PCT.
All-NBA First or Second Team	43	100%
All-NBA First Team	37	86.0%
NBA MVP	23	53.5%

### CONSISTENTLY EFFICIENT

- + **DEVIN BOOKER** averaged an efficient **25.6** points, posting a True Shooting Percentage of **58.7** TS%. This was Booker's 3rd straight season averaging 25+ points with at least a 58 TS%; he is 1 of just 3 NBA players to have done this in each of the past 3 seasons along with Milwaukee's **Giannis Antetokounmpo** and Portland's **Damian Lillard**.

### THE POINT GOD

- + **CHRIS PAUL** finished just shy of joining the 50/40/90 club for shooting percentages in a season, but he still averaged **8.9** assists while exceeding shooting splits of **49/39/89** in FG%/3P%/FT%. According to Stathead, he recorded just the 14th season ever of 8+ assists on at least 48/38/88 shooting and it is the 2nd time he has personally done so in his career (also 2014-15 with LA Clippers). With the Suns earning the **No. 2** seed in the West, it marks just the 4th time ever a player has had 8+ assists per game on 48/38/88 shooting while playing for a team that got a top-2 seed in the NBA Playoffs; each of the previous 3 were accomplished by Steve Nash for the Suns, including both of his NBA MVP seasons in 2004-05 and 2005-06:

SEASONS OF 8+ APG ON 48/38/88 SHOOTING ON A TOP 2 SEED, NBA HISTORY						
PLAYER	TEAM	SEASON	APG	FG%	3P%	FT%
<b>CHRIS PAUL</b>	<b>SUNS (#2 in West)</b>	<b>2020-21</b>	<b>8.9</b>	<b>49.9%</b>	<b>39.5%</b>	<b>93.4%</b>
Steve Nash	SUNS (#2 in West)	2006-07	11.6	53.2%	45.5%	89.9%
Steve Nash	SUNS (#2 in West)	2005-06 (won MVP)	10.5	51.2%	43.9%	92.1%
Steve Nash	SUNS (#1 in West)	2004-05 (won MVP)	11.5	50.2%	43.1%	88.7%

- + **Paul** was 1 of just 3 qualified players in the NBA to post shooting percentages of at least **49/39/89** this season along with Brooklyn's **Kyrie Irving** and Philadelphia's **Tobias Harris**.
- + The Suns ranked **1st** as a team with an assist-to-turnover ratio of **2.15** while **Paul** ranked **2nd** in the NBA with a **3.99** ratio. His assist-to-turnover ratio stands as the 2nd-best by a qualified player in Suns history and is the best in over 30 years:

BEST SINGLE-SEASON ASSIST-TO-TURNOVER RATIO, SUNS HISTORY			
RANK	PLAYER	SEASON	AST:TO RATIO
1	Jeff Hornacek	1988-89	4.19
2	<b>CHRIS PAUL</b>	<b>2020-21</b>	<b>3.99</b>
3	Don Buse	1978-79	3.71

- + **Paul** had **19** games with 10+ assists and 2 or fewer turnovers, **1st** in the NBA and nearly twice as many as any other player:

MOST GAMES WITH 10+ ASSISTS AND 2 OR FEWER TURNOVERS, 2020-21		
RANK	PLAYER	SEASON
1	<b>CHRIS PAUL</b>	<b>19</b>
2t	DeMar DeRozan Nikola Jokic	10

- + **Paul** had **6** games with 10+ assists and 0 turnovers, **most** in a season in Suns history and **1st** in the NBA this season.
- + **Paul** ranked **1st** in the NBA by shooting a career-best **93.4%** on free throws this season. Paul's joined **Steve Nash** (2009-10, 2005-06) and **Kyle Macy** (1984-85, 1981-82) as the only Suns players to lead the league in FG%. His rank in Suns history:

BEST SINGLE-SEASON FREE THROW PERCENTAGE, SUNS HISTORY			
RANK	PLAYER	SEASON	FT%
1	Steve Nash	2009-10	93.8%
2	<b>CHRIS PAUL</b>	<b>2020-21</b>	<b>93.4%</b>
3	Steve Nash	2008-09	93.3%

### CLUTCH COMBO

- + Through 6 NBA seasons, **DEVIN BOOKER** has **5** career game-winning field goals in the final 3 seconds of games (once in 2020-21: Feb. 1 at Dallas) plus **3** career game-winning free throws in the final 3 seconds of games (twice in 2020-21: April 19 at Milwaukee and May 13 vs. Portland).
- + **CHRIS PAUL** ranked **t-6th** in the NBA with **120** total points scored in the clutch (last 5:00 of games within 5 points) after leading the NBA with 150 clutch points last season. Over the last 2 regular seasons, only **Damian Lillard** (284), **Nikola Jokic** (279) and **DeMar DeRozan** (271) have scored more clutch points than Paul's 270.

### BRIDGES OF MARICOPA COUNTY

- + **MIKAL BRIDGES** posted career highs of **13.5** points, **54.3** FG% (19th in NBA), **42.5** 3P% (15th), **4.3** rebounds, **0.88** blocks (36th) and **32.6** minutes (38th), while also averaging **1.06** steals and committing just **0.79** turnovers per game.
- + On top of his All-Defensive Team caliber play on that end of the floor, **Bridges** also put together one of the most efficient shooting campaigns ever for a player who attempts as many three-pointers as he does (Stathead):

HIGHEST FIELD GOAL PERCENTAGE BY PLAYER WHO ATTEMPTED 300+ THREE-POINTERS, NBA HISTORY					
RANK	PLAYER	TEAM	SEASON	3PA	FG%
1	LeBron James	Miami	2013-14	306	56.7%
2	LeBron James	Cleveland	2016-17	342	54.8%
3	<b>MIKAL BRIDGES</b>	<b>SUNS</b>	<b>2020-21</b>	<b>315</b>	<b>54.3%</b>
4	LeBron James	Cleveland	2017-18	406	54.2%

- + **Bridges** shot 54.3 FG% and 42.5 3P%, recording 1 of just 4 seasons shooting at least 54% from the field and 42% from three-point range by a qualified player in NBA history (Stathead). **Bridges** and Denver's **Michael Porter Jr.** were the only players in the NBA this season to rank in the top 20 in both FG% and 3P%.

QUALIFIED SEASONS OF AT LEAST 54 FG% AND 42 3P%, NBA HISTORY				
PLAYER	TEAM	SEASON	FG%	3P%
<b>MIKAL BRIDGES</b>	<b>SUNS</b>	<b>2020-21</b>	<b>54.3%</b>	<b>42.5%</b>
Michael Porter Jr.	Denver	2020-21	54.2%	44.5%
Karl-Anthony Towns	Minnesota	2017-18	54.5%	42.1%
John Stockton	Utah	1994-95	54.2%	44.9%

- + **Bridges** is the **only** player in the NBA who has not missed a regular season game since the start of 2018-19, and he has joined **Kyle Macy** as the only players in Suns history to appear in every game of their first 3 career seasons.

### DOMIN-AYTON

- + **DEANDRE AYTON** averaged a double-double with **14.4** points and **10.5** rebounds while shooting a career-high **62.6** FG% this season. Ayton has averaged a double-double in each of his first 3 seasons while shooting at least 54% from the field in each season. He holds career averages of **16.0** points and **10.6** rebounds while shooting **58.8** FG%, the highest field goal percentage through 3 seasons in NBA history by a player averaging a double-double (Stathead):

HIGHEST FIELD GOAL PERCENTAGE BY PLAYER AVERAGING DOUBLE-DOUBLE, THRU 3 SEASONS IN NBA HISTORY					
RANK	PLAYER	FIRST 3 SEASONS	PPG	RPG	FG%
1	<b>DEANDRE AYTON</b>	<b>2018-2021</b>	<b>16.0</b>	<b>10.6</b>	<b>58.8%</b>
2	Shaquille O'Neal	1992-1995	27.3	12.8	58.3%
3	Charles Barkley	1984-1987	18.8	11.8	57.2%
4	Andre Drummond	2012-2015	12.1	11.8	57.0%

- + **Ayton** ranked **4th** in the NBA by shooting **62.6** FG%, the highest field goal percentage by a qualified player in Suns history:

BEST SINGLE-SEASON FIELD GOAL PERCENTAGE, SUNS HISTORY			
RANK	PLAYER	SEASON	FG%
1	<b>DEANDRE AYTON</b>	<b>2020-21</b>	<b>62.6%</b>
2	Mark West	1989-90	62.5%
3	Shaquille O'Neal	2008-09	60.9%

- + **Ayton** also ranked **11th** in the NBA with **10.5** rebounds per game and **16th** with **1.17** blocks per game. He was 1 of 6 players in the NBA to rank in the top 20 in rebounds, blocks and field goal percentage this season along with **Rudy Gobert**, **Giannis Antetokounmpo**, **Clint Capela**, **Jarrett Allen** and **Richaun Holmes**.

### CAM PAYNE'S CAMPAIGN

- + **CAMERON PAYNE**, who joined the Suns prior to the 'Bubble' in 2019-20 after playing in China and the NBA G League earlier in the season, enjoyed a career season as the Suns' backup point guard. Payne averaged **8.4** points on **48.4** FG%, **44.0** 3P% and **89.3** FT% plus **3.6** assists in a career-high **60** games.
- + **Payne** ranked **10th** in the NBA by shooting **44.0%** from three-point range, the 10th best mark by a qualified player in Suns history and highest since **Jared Dudley** shot 45.8 3P% in 2009-10.
- + **Payne** ranked **5th** in the NBA with a **3.62** assist-to-turnover ratio.
- + In the month of May, **Payne** averaged **14.0** points on **57.5** FG%, **2.3** three-pointers on **58.1** 3P% and 4.3 assists in **8** games.

### PLAYER QUICKFACTS

- + **JAE CROWDER** averaged a career-high **2.5** three-point makes per game while shooting **38.9** 3P%, the 2nd-best mark of his career. The Suns went **12-4** when Crowder made 4+ three-pointers and **19-7** when he made 3+ three-pointers.
- + **DARIO ŠARIĆ** posted a plus/minus of **+191** in **46** appearances off the bench this season, ranking **5th** in the NBA in total plus/minus off the bench. **CAM JOHNSON** ranked **6th** by being **+189** in **49** bench appearances.
- + **TORREY CRAIG** ended the regular season scoring 10+ points in a career-long **3** straight games.
- + **FRANK KAMINSKY III** entered 2020-21 with 1 career game of 7+ assists. He had **3** such games this season, flirting with a triple-double each time. He came closest on Jan. 28 vs. Golden State when he had 12 points and career highs of 13 rebounds and 8 assists.

### CLIMBING THE CHARTS

- + **CHRIS PAUL** continued his climb on the NBA's all-time assists leaderboard this season, passing **Oscar Robertson** (Feb. 20 at Memphis) and **Magic Johnson** (April 19 at Milwaukee) to finish the regular season in **5th** place with 10,275 behind only **John Stockton**, **Jason Kidd**, **Steve Nash** and **Mark Jackson**. Paul surpassed 10,000 assists on March 21 vs. L.A. Lakers.
- + **Paul** closed the regular season with **19,978** points, needing just 22 more regular season points to become the 1st player in NBA history with at least 20,000 points and 10,000 assists.
- + **Paul** also climbed on the NBA's all-time steals leaderboard, passing **Scottie Pippen** (April 12 vs. Houston) and **Maurice Cheeks** (April 13 vs. Miami) to finish the regular season **5th** with **2,332** behind only **John Stockton**, **Jason Kidd**, **Michael Jordan** and **Gary Payton**.

### ALL-NBA AND ALL-DEFENSIVE

- + **CHRIS PAUL** is a candidate for both All-NBA and All-Defensive honors this season, already earning these distinctions 9 times each in his career. Should he earn both All-NBA and All-Defensive honors this season, he would join **Tim Duncan**, **Kareem Abdul-Jabbar** and **Kobe Bryant** as the only players in NBA history with at least 10 each of All-NBA and All-Defensive selections (as it currently stands, Paul joins Duncan, Abdul-Jabbar, Bryant, **Michael Jordan**, **Hakeem Olajuwon**, **Gary Payton** and **Kevin Garnett** as the only players to have at least 9 career selections to both teams).

### THE 5TH-YOUNGEST TO 9,000

- + **DEVIN BOOKER** became the **5th-youngest player in NBA history to 9,000 career points** on April 17 vs. San Antonio:

RANK	PLAYER	AGE REACHED 9,000 POINTS	RANK	PLAYER	AGE REACHED 9,000 POINTS
1	LeBron James	22 years, 352 days	6	Tracy McGrady	24 years, 196 days
2	Kevin Durant	23 years, 144 days	7	Shaquille O'Neal	24 years, 316 days
3	Carmelo Anthony	23 years, 303 days	8	Giannis Antetokounmpo	24 years, 337 days
4	Kobe Bryant	24 years, 127 days	9	Anthony Davis	24 years, 352 days
5	<b>DEVIN BOOKER</b>	<b>24 years, 169 days</b>	Booker is just the 9th to reach 9,000 before turning 25		

- + **Booker** was the 4th-youngest when he reached 1,000 points (James, Bryant, Durant); the 3rd-youngest to 2,000 (James, Durant); the 4th-youngest to 3,000 (James, Durant, Anthony); the 3rd-youngest to 4,000 (James, Durant); the 5th-youngest to 5,000 (James, Durant, Anthony, Howard); the 8th-youngest to 6,000 (James, Durant, Anthony, Bryant, McGrady, Wiggins, O'Neal); the 4th-youngest to 7,000 (James, Durant, Anthony); and the 9th-youngest to 8,000, which he reached earlier this season on Jan. 22 (James, Durant, Anthony, Bryant, McGrady, O'Neal, Antetokounmpo, Howard).

### 100 30-POINT GAMES

- + **DEVIN BOOKER** had **22 30-point games** this season and now has **113** career. Already the Suns' all-time leader in 30-point games (earning that title in 2019-20), he became the **8th-youngest** in NBA history to record 100 when reached his 100th on March 11:

RANK	PLAYER	AGE AT 100TH 30-PT GAME	RANK	PLAYER	AGE AT 100TH 30-PT GAME
1	LeBron James	21 years, 364 days	5	Oscar Robertson	23 years, 355 days
2	Kevin Durant	22 years, 166 days	6	Shaquille O'Neal	24 years, 16 days
3	Bob McAdoo	23 years, 160 days	7	Michael Jordan	24 years, 49 days
4	Carmelo Anthony	23 years, 312 days	8	<b>DEVIN BOOKER</b>	<b>24 years, 132 days</b>

- + **Booker** reached 100 in his **374th career game** on March 11 this season. According to Stathead, only 24 prior players in NBA history have needed 374 or fewer career games to register 100 with 30+ points. Among players to enter the NBA in the Lottery Era (since 1985), only **7** have been faster to 100 than 374: **LeBron James** (266), **Shaquille O'Neal** (284), **Kevin Durant** (298), **Allen Iverson** (314), **Dwyane Wade** (328), **Karl Malone** (361), **Carmelo Anthony** (373).

### MICHAEL H. GOLDBERG NBCA COACH OF THE YEAR AWARD

- + On May 18, **MONTY WILLIAMS** was named the 2021 recipient of the **Michael H. Goldberg NBCA Coach of the Year Award**, the award voted upon by the winners' peers, the Head Coaches of all 30 NBA teams. "I hold the utmost respect and admiration for the coaches in this league, so to be recognized by my peers is an incredible honor," said Williams. "Every coach in our league sacrifices a ton to make their teams and organizations better, so this is unbelievably humbling."
- + **Williams** is the Suns' 1st recipient of the Michael H. Goldberg NBCA Coach of the Year Award, an award that has been given out since 2017. The NBA will announce the winner of the Red Auerbach Trophy as the NBA's Coach of the Year during the 2021 NBA Playoffs. The Suns have had 2 winners of NBA Coach of the Year in franchise history: **Cotton Fitzsimmons** in 1988-89 (who was recently announced as part of the Naismith Memorial Basketball Hall of Fame Class of 2021) and **Mike D'Antoni** in 2004-05.

### WESTERN CONFERENCE COACH OF THE MONTH

- + **MONTY WILLIAMS** was named **Western Conference Coach of the Month** for March after the Suns went 11-3. This is Williams' 2nd time winning (January 2011 with New Orleans) and he is the first Suns coach to win since **Jeff Hornacek** for December 2013.

### WESTERN CONFERENCE PLAYER OF THE MONTH

- + **DEVIN BOOKER** was named **Western Conference Player of the Month** for February after helping the Suns to a 12-3 record, averaging 27.9 points on 52.3 FG%. He became the first Sun to win Player of the Month since **Amar'e Stoudemire** in March 2010.
- + **Booker** has won his first 2 career NBA **Player of the Week** honors in a 3-week span in February.
- + **Booker** again was named Western Conference Player of the Week for the week of April 26-May 2. Booker's 3 Player of the Week honors in 2020-21 tied for the most in a single season in Suns history (**Steve Nash** in 2006-07) and tied for the most by any player in the NBA in 2020-21, matching **Nikola Jokic**, **Giannis Antetokounmpo**, **Luka Doncic**, **Damian Lillard** and **Jayson Tatum**.

### ALL-STAR TIMES TWO

- + **DEVIN BOOKER** (2nd career selection) and **CHRIS PAUL** (11th career selection) were both selected for the 2021 NBA All-Star Game. This marked the first time the Suns had multiple All-Stars in the same year since **Steve Nash** and **Amar'e Stoudemire** in 2010.
- + **Paul** had 16 assists on March 7 in Atlanta and has now totaled **128 career assists** in his 10 All-Star Game appearances (selected but did not play in 2010); his 128 assists are the **most in NBA history** moving past **Magic Johnson** (127).



## HEAD COACH MONTY WILLIAMS

7TH NBA SEASON AS HEAD COACH				2ND SEASON AS SUNS HEAD COACH			
SEASON	TEAM	REG. SEASON WINS	REG. SEASON LOSSES	WIN PCT.	POSTSEASON WINS	POSTSEASON LOSSES	WIN PCT.
2010-11	New Orleans	46	36	.561	2	4	.333
2011-12	New Orleans	21	45	.318	-	-	-
2012-13	New Orleans	27	55	.329	-	-	-
2013-14	New Orleans	34	48	.415	-	-	-
2014-15	New Orleans	45	37	.549	0	4	.000
<b>2019-20</b>	<b>SUNS</b>	<b>34</b>	<b>39</b>	<b>.466</b>	-	-	-
<b>2020-21</b>	<b>SUNS</b>	<b>51</b>	<b>21</b>	<b>.708</b>	<b>13</b>	<b>4</b>	<b>.765</b>
	<b>TOTALS</b>	<b>258</b>	<b>281</b>	<b>.479</b>	<b>15</b>	<b>12</b>	<b>.556</b>
	<b>TOTALS W/ SUNS</b>	<b>85</b>	<b>60</b>	<b>.586</b>	<b>13</b>	<b>4</b>	<b>.765</b>

- + An experienced NBA coach highly-respected throughout the league for his coaching pedigree, his leadership and his commitment to the community, the Phoenix Suns agreed to terms with Monty Williams to become the team's new head coach on May 3, 2019.
- + In his first two seasons as Suns head coach has led the team to consecutive increases of at least 15 wins despite fewer games being played in each season, improving by 15 wins in 2019-20 and 17 wins in 2020-21. By accomplishing this, the Suns became just the fifth team in NBA history to increase its win total by 15+ games in successive seasons. Over the last 45 years, the Suns became just the third team to improve from a bottom two record to a top two record in two seasons or less.
- + Led the Suns to the NBA's second-best record and the team's first Pacific Division title since 2007 in 2020-21. The team posted the league's best road record and best record over the season's final 56 games (43-13) while becoming the first Suns team since 1997-98 to rank in the top 10 in both Offensive and Defensive Rating.
- + Recognized by his peers in an honor voted on by all 30 NBA head coaches, won the **Michael H. Goldberg NBA Coach of the Year Award** for overseeing the Suns' 2020-21 accomplishments. He finished as runner-up for NBA Coach of the Year, receiving more first place votes than any other coach.
- + Named the **Western Conference Coach of the Month for March 2021**, his second time winning the honor.
- + In his first season as Suns head coach, he helped transform the team's culture and oversaw a 15-win improvement from the season before his arrival despite playing nine fewer games, tied for the largest improvement in the NBA in 2019-20.
- + Named the **NBA Head Coach of the Seeding Games** after guiding the Suns to an 8-0 record in the NBA Bubble.
- + Spent five seasons as head coach of the New Orleans Hornets/Pelicans from 2010-2015, leading the team to two playoff appearances.
- + In his first season, the Hornets won 46 games and he was the Western Conference Coach of the Month for January 2011 as he led New Orleans' return to the playoffs after missing them the season before his arrival.
- + Following the departure of All-NBA guard Chris Paul prior to the 2011-12 season, Williams oversaw the growth and development of one of the league's youngest rosters, increasing the team's win total in three straight seasons culminating in 45 wins in 2014-15.
- + In addition to seven seasons as an NBA head coach, has totaled seven seasons as an assistant coach, two seasons in a front office role, one season as a coaching intern and nine seasons as a player, giving him 26 years of NBA experience since being drafted in 1994.
- + Got his start in coaching as a coaching intern with the San Antonio Spurs for the 2004-05 season when the team won an NBA Championship. Before returning to the bench in 2018-19 as an assistant with Philadelphia, spent two seasons in the Spurs' front office as vice president of basketball operations from 2016-2018.
- + One of three assistant coaches for the USA Basketball Men's National Team from 2013-2016.
- + Nine-year NBA playing career, averaging 6.3 points in 456 career games with New York, San Antonio, Denver, Orlando and Philadelphia.
- + The 24th overall pick in the first round of the 1994 NBA Draft by the Knicks after starting at Notre Dame.
- + Recognized as a revered friend and role model to many in the basketball community and beyond, at the 2017 NBA Awards, was the recipient of the inaugural Sager Strong Award.

### MONTY WILLIAMS NBA CAREER TIMELINE

YEARS	TEAM	POSITION	HEAD COACH	YEARS	TEAM	POSITION	HEAD COACH
1994-1996	New York	Player	Pat Riley, Don Nelson	2004-2005	San Antonio	Coaching Intern	Gregg Popovich
1996-1998	San Antonio	Player	Bob Hill, Gregg Popovich	2005-2010	Portland	Assistant Coach	Nate McMillan
1999	Denver	Player	Mike D'Antoni	2010-2015	New Orleans	Head Coach	-----
1999-2002	Orlando	Player	Doc Rivers	2015-2016	Oklahoma City	Associate Head Coach	Billy Donovan
2002-2003	Philadelphia	Player	Larry Brown, Randy Ayers	2016-2018	San Antonio	VP, Basketball Ops.	Gregg Popovich
				2018-2019	Philadelphia	Assistant Coach	Brett Brown

### ASSISTANT COACHES & THEIR NBA EXPERIENCE

#### WILLIE GREEN

**AS A COACH:** Golden State (2016-2019), SUNS (2019-)  
**AS A PLAYER:** Philadelphia (2003-2010), New Orleans (2010-11), Atlanta (2011-12), LA Clippers (2012-2014), Orlando (2014-15)

#### KEVIN YOUNG

**AS A COACH:** Philadelphia (2016-2020), SUNS (2020-)

#### RANDY AYERS

**AS A COACH:** Philadelphia (1997-2004, 2009-10; **HC in 2003-04**), Orlando (2005-2007), Washington (2007-2009), New Orleans (2010-2015), SUNS (2019-)

#### MARK BRYANT

**AS A COACH:** Dallas (2004-05), Orlando (2005-2007), Seattle/Oklahoma City (2007-2019), SUNS (2019-)  
**AS A PLAYER:** Portland (1988-1995), Houston (1995-96), **SUNS (1996-1998)**, Chicago (1998-99), Dallas (2000-01), San Antonio (2001-02), Philadelphia (2002-03), Denver (2002-03), Boston (2002-03)

#### BRIAN RANDLE

**AS A COACH:** Minnesota (2019-20), SUNS (2020-)

TY-SHON ALEXANDER																	G   0			
HEIGHT: 6-4			WEIGHT: 195			AGE: 22 (Born 7/16/98)			FROM: Creighton/USA					1st NBA Season   1st with Suns						
DRAFTED: Undrafted in 2020									ACQUIRED BY SUNS: Signed as free agent on 11/24/20											
FINALS	MIN	FG	FGA	FG%	3P	3PA	3P%	FT	FTA	FT%	ORB	DRB	TRB	AST	PF	STL	TO	BLK	PTS	
G1 vs. MIL																			INACTIVE	
G2 vs. MIL																				
G3 @ MIL																				
G4 @ MIL																				

**ALEXANDER, \_\_\_\_\_,**

- + An undrafted rookie guard on a two-way contract following a 3-season career at Creighton
- + A finalist for the Jerry West Shooting Guard of the Year Award in 2019-20

**2020-21**

- + Rookie on a two-way contract who appeared in 15 games, totaling 9 points, 10 rebounds and 6 assists in 47 minutes
- + Scored his first career points on 4/2 vs. Oklahoma City, scoring his season high of 4
- + Made NBA debut on 12/27 at Sacramento
- + Transferred to the Canton Charge of the NBA G League from 1/27 - 3/6, playing in the G League 'Bubble'
- + Played 15 games with Canton, averaging 9.3 points on 40.4 FG%, 38.8 3P% and 86.7 FT%, 2.9 rebounds, 1.9 assists and 23.7 minutes

SEASON/CAREER HIGHS	
PTS	4 vs. OKC, 4/2
FG	1, 3x, last 5/15 @ SAS
FGA	2, 3x, last 4/30 vs. UTA
3P	1, 2x, last 5/15 @ SAS
3PA	1, 9x, last 5/15 @ SAS
FT	1 vs. OKC, 4/2
FTA	2 vs. OKC, 4/2
REB	3 @ SAS, 5/15
AST	2 @ SAS, 5/15
STL	-
BLK	1 vs. SAS, 4/17
MIN	6, 2x, last 5/5 @ ATL

DEANDRE AYTON																	C   22		
HEIGHT: 6-11			WEIGHT: 250			AGE: 22 (Born 7/23/98)			FROM: Arizona/Bahamas					3rd NBA Season   3rd with Suns					
DRAFTED: 1st overall by the Suns in 2018									ACQUIRED BY SUNS: 1st overall pick in 2018 NBA Draft										
FINALS	MIN	FG	FGA	FG%	3P	3PA	3P%	FT	FTA	FT%	ORB	DRB	TRB	AST	PF	STL	TO	BLK	PTS
G1 vs. MIL	39	8	10	.800	0	0	-	6	6	1.00	2	17	19	0	3	1	0	0	22
G2 vs. MIL																			
G3 @ MIL																			
G4 @ MIL																			

**AYTON, \_\_\_\_\_,**

- + Two-time selection to Rising Stars at NBA All-Star (2019, 2020)
- + One of three finalists for 2018-19 Rookie of the Year (Luka Dončić, Trae Young)

ON NBA LEADERBOARD	
10.5 rpg	11th
62.6 FG%	4th
1.17 bpg	16th

- + A 2018-19 NBA All-Rookie First Team selection
- + The No. 1 overall pick in 2018--the first No. 1 pick in NBA history selected by a team in the same state where he played in high school (Phoenix's Hillcrest Prep) and college (Arizona)

- + The only No. 1 overall pick by Suns in team history

**2020-21**

- + Posted the highest field goal percentage by a qualified player in Suns history, ranking 4th in the NBA by shooting 62.6 FG%, besting the previous Suns record held by Mark West in 1989-90
- + Averaged a double-double for the 3rd consecutive season, averaging 14.4 points and ranking 11th in the NBA with 10.5 rebounds per game in 69 games
- + Also ranked 16th in the NBA with 1.17 blocks per game, one of six players to rank in the top 20 in rebounds per game, blocks per game and field goal percentage
- + Recorded 33 double-doubles, t-11th most in the NBA
- + Grabbed 10+ rebounds in a career-long 12 consecutive games from 1/18 - 2/8
- + Scored season-high 27 points on 11-13 FG plus 13 rebounds vs. Denver on 1/22
- + Matched his season high of 27 points, also grabbing 11 rebounds at Houston on 4/5
- + Scored 26 points on 11-15 FG, grabbed a season-high 17 rebounds set a career high with 5 blocks in win at Houston 1/20

**CAREER**

- + The No. 1 overall pick in 2018, averaging 16.0 points and 10.6 rebounds while shooting 58.8 FG% in 178 games through his first 3 seasons; among all 73 players in NBA history to have averaged a double-double through their first 3 NBA seasons, no player has posted a better field goal percentage than his 58.8% (prev. high through 3 seasons by player averaging a double-double was 58.3% by Shaquille O'Neal)

PLAYOFF CAREER HIGHS	
PTS	24, PHX vs. LAC, 6/22/21
FG	12, PHX vs. LAC, 6/22/21
FGA	15, 2x, last 6/22/21 vs. LAC
3P	-
3PA	-
FT	6, PHX vs. MIL, 7/6/21
FTA	6, 2x, last 7/6/21 vs. MIL
REB	22, PHX @ LAC, 6/26/21
AST	3, PHX @ LAC, 6/26/21
STL	2, PHX @ LAL, 5/30/21
BLK	4, PHX @ LAC, 6/26/21
MIN	42, PHX vs. LAL, 5/25/21

SEASON HIGHS		CAREER HIGHS	
27, 2x, last 4/5 @ HOU	PTS	33, PHX vs. DEN, 12/29/18	
11, 2x, lst 1/22 vs. DEN	FG	16, PHX vs. DEN, 12/29/18	
17 @ CHI, 2/26	FGA	27, PHX @ MIL, 2/2/20	
1, 4x, last 2/16 vs. BKN	3P	2, PHX @ WAS, 7/31/20	
2, 3x, last 1/23 vs. DEN	3PA	3, PHX @ WAS, 7/31/20	
7 @ HOU, 4/5	FT	10, 2x, last 1/18/20 @ BOS	
8, 2x, last 4/5 @ HOU	FTA	14, PHX vs. LAL, 3/2/19	
17, 3x, last 2/1 @ DAL	REB	21, PHX @ NYK, 1/16/20	
4, 3x, last 1/30 @ DAL	AST	6, 2x, last 11/4/18 vs. MEM	
3 vs. HOU, 4/12	STL	4, PHX vs. DEN, 12/29/18	
5, 2x, last 5/4 @ CLE	BLK	5, 2x, last 5/4/21 @ CLE	
41 vs. UTA, 4/7	MIN	42, PHX vs. DEN, 2/8/20	

SEASON		HI PTS	CAREER	
11 vs. DEN, 1/23	1Q	12, 3x, last 2/3/20 @ BKN		
10 @ HOU, 4/5	2Q	24, PHX vs. DEN, 12/29/18		
15 @ HOU, 4/5	3Q	15, PHX @ HOU, 4/5/21		
10, 3x, last 4/15 vs. SAC	4Q	12, PHX @ CHI, 2/22/20		
15 vs. DEN, 1/23	1H	25, PHX vs. DEN, 12/29/18		
16, 3x, last 4/15 vs. SAC	2H	20, PHX @ CHI, 2/22/20		

CAREER GAMES WITH...			
Double-Double:	95	15+ Rebounds:	22
20+ Points:	50	15+ Pts/15+ Rebs:	19
30+ Points:	2	20+ Pts/10+ Rebs:	37
10+ Rebounds:	104	30+ Pts/10+ Rebs:	1

# DEVIN BOOKER

G | I

<b>HEIGHT: 6-5</b>	<b>WEIGHT: 206</b>	<b>AGE: 24 (Born 10/30/96)</b>	<b>FROM: Kentucky/USA</b>	<b>6th NBA Season   6th with Suns</b>															
<b>DRAFTED: 13th overall by the Suns in 2015</b>			<b>ACQUIRED BY SUNS: 13th overall pick in 2015 NBA Draft</b>																
FINALS	MIN	FG	FGA	FG%	3P	3PA	3P%	FT	FTA	FT%	ORB	DRB	TRB	AST	PF	STL	TO	BLK	PTS
G1 vs. MIL	42	8	21	.381	1	8	.125	10	10	1.00	0	2	2	6	3	3	3	0	27
G2 vs. MIL																			
G3 @ MIL																			
G4 @ MIL																			

- BOOKER,** \_\_\_\_\_,
- + Winner of the 2020-21 Seasonlong NBA Cares Community Assist Award
  - + A 2-time NBA All-Star, selected in 2021 and 2020... In 2020 became the Suns' first All-Star since Steve Nash in 2012
  - + Western Conference Player of the Month for February 2021
  - + 3-time Western Conference Player of the Week
  - + A member of the 2021 U.S. Olympic Team
  - + Winner of May 2021 and November 2019 NBA Cares Community Assist Awards
  - + A finalist for the 2018-19 J. Walter Kennedy Citizenship Award
  - + The 2018 Three-Point Contest Champion (scored event-record 28 points in final)
  - + Owner of the highest-scoring game by any active NBA player (70 on 3/24/17)

ON NBA LEADERBOARD	
25.6 ppg	13th
86.7 FT%	28th
33.9 mpg	24th



PLAYOFF CAREER HIGHS	
PTS	47, PHX @ LAL, 6/3/21
FG	15, 2x, last 6/20/21 vs. LAC
FGA	29, PHX vs. LAC, 6/20/21
3P	8, PHX @ LAL, 6/3/21
3PA	10, PHX @ LAL, 6/3/21
FT	17, PHX vs. LAL, 5/25/21
FTA	17, PHX vs. LAL, 5/25/21
REB	13, PHX vs. LAC, 6/20/21
AST	11, PHX vs. LAC, 6/20/21
STL	3, PHX vs. MIL, 7/6/21
BLK	1, 2x, last 6/30/21 @ LAC
MIN	46, PHX @ LAL, 6/3/21

SEASON HIGHS		CAREER HIGHS
45 vs. CHI, 3/31	PTS	70, PHX @ BOS, 3/24/17
17 vs. CHI, 3/31	FG	21, PHX @ BOS, 3/24/17
31 vs. UTA, 4/7	FGA	40, PHX @ BOS, 3/24/17
6 @ HOU, 4/5	3P	6, 13x, last 4/5/21 @ HOU
12 @ DET, 1/8	3PA	15, PHX @ PHI, 11/19/18
12, 2x, last 4/8 @ LAC	FT	24, PHX @ BOS, 3/24/17
14 @ LAC, 4/8	FTA	26, PHX @ BOS, 3/24/17
9 vs. LAL, 3/21	REB	12, PHX @ MIN, 11/23/19
11 vs. BOS, 2/7	AST	14, PHX @ WAS, 12/22/18
3, 3x, last 4/19 @ MIL	STL	4, PHX @ SAC, 1/2/16
1, 16x, 1st 4/25 @ BKN	BLK	3, PHX vs. MIL, 11/22/17
45 vs. LAC, 1/3	MIN	55, PHX @ WAS, 12/22/18

SEASON	HI PTS	CAREER
17, 3x, last 2/22 vs. POR	1Q	24, PHX vs. MEM, 3/30/19
12, 2x, last 4/7 vs. UTA	2Q	27, PHX vs. MIL, 2/4/17
22 @ GSW, 5/11	3Q	23, PHX @ BOS, 3/24/17
18 @ HOU, 4/5	4Q	28, 2x, last 3/24/17 @ BOS
23 @ SAS, 5/15	1H	30, PHX vs. WAS, 3/27/19
25 @ GSW, 5/11	2H	51, PHX @ BOS, 3/24/17

CAREER GAMES WITH...		
20+ Points:	258	Double-Double: 31
30+ Points:	113	10+ Assists: 25
40+ Points:	14	10+ Rebounds: 6
50+ Points:	3	30+ Pts/5+ Asts: 67
60/70+ Points:	1	30+ Pts/10+ Asts: 10
5+ 3P:	33	40+ Pts/10+ Asts: 2
10+ FTM:	46	40+ Pts/10+ Rebs: 2

- 2020-21**
- + Led the Suns with 25.6 points per game (13th in NBA) on 48.4 FG% and 86.7 FT% (28th) while playing 33.9 minutes per game (24th) in 67 games as he earned his second straight All-Star appearance while helping lead the Suns to the NBA's 2nd-best record
  - + Among six Western Conference guards to average 25+ points (Curry, Lillard, Doncic, Mitchell, Fox), no one shot better from the field than his 48.4 FG%
  - + Averaged 25+ points for the third straight season (after averaging 24.9 before the start of this streak), the first Sun ever to record three seasons averaging 25+ points
  - + Posted a True Shooting Percentage of 58.7%, his third straight season averaging 25+ points on at least 58 TS%, joining Giannis Antetokounmpo and Damian Lillard as the only NBA players to do so in each of the past three seasons
  - + Averaged 8.3 points in the first quarter of games, ranking 4th in the NBA
  - + Scored in double figures in each of the season's final 63 games, 10 games shy of the longest such streak of his career (73 from 2019-2020); the lone game he did not score 10+ points was a 25-point win vs. New Orleans on 12/29
  - + Named Western Conference Player of the Month in February after averaging 27.9 points in a 12-3 month for the Suns

- CAREER**
- + Has totaled 9,395 points through his first 6 NBA seasons, and he's still just 24 years old... His 9,395 points are the 7th-most ever by a player before turning 25 behind only LeBron James, Kevin Durant, Carmelo Anthony, Kobe Bryant, Tracy McGrady and Giannis Antetokounmpo
  - + Holds career average of 23.0 points on 45.5 FG%, 35.2 3P% and 87.0 FT% plus 4.6 assists in 409 career games

- OFF THE COURT**
- + During Phoenix Suns Charities' annual gala in 2019, announced that he would be donating \$2.5 million over the next five years to create the "Devin Booker Starting Five" initiative in a generous act of his commitment to impacting the lives of Arizona families... Donates \$500,000 per year to Phoenix Suns Charities for the initiative in which five local nonprofit organizations will be granted \$100,000 each to continue to improve the lives of youth and families in need

SUNS CAREER LEADERS, 30-POINT GAMES
1. DEVIN BOOKER 113
2. Walter Davis 90
3. Amar'e Stoudemire 86

SUNS CAREER LEADERS, 40-POINT GAMES
1. Stoudemire 15
2. BOOKER 14
3. Chambers 9

SUNS CAREER LEADERS, 50-POINT GAMES
1. DEVIN BOOKER 3
2. Tom Chambers 2
3t. Crawford, Stoudemire, Delk, Robinson 1

50-POINT GAMES (3)
3/27/19 vs. WAS 50
3/25/19 @ UTA 59
3/24/17 @ BOS 70

30+ PTS VS...
ATL: 5
BOS: 4
BKN: 2
CHA: 3
CHI: 2
CLE: 3
DAL: 5
DEN: 5
DET: 1
GSW: 4
HOU: 4
IND: 1
LAC: 3
LAL: 4
MEM: 5
MIA: 4
MIL: 4
MIN: 5
NOP: 4
NYK: 6
OKC: 7
ORL: 1
PHI: 7
POR: 7
SAC: 5
SAS: 4
TOR: 1
UTA: 3
WAS: 4

20-POINT QUARTERS (15 + 1 in Playoffs*)		
6/3/21* @ LAL	1Q	22
5/11/21 @ GSW	3Q	22
2/28/21 @ MIN	3Q	21
3/8/20 vs. MIL	1Q	20
1/28/20 @ DAL	3Q	20
1/20/20 vs. SAS	3Q	22
12/5/19 @ NOP	3Q	21
3/30/19 vs. MEM	1Q	24
3/25/19 @ UTA	3Q	20
1/16/18 @ POR	4Q	21
4/7/17 vs. OKC	4Q	21
3/24/17 @ BOS	4Q	28
3/24/17 @ BOS	3Q	23
2/4/17 vs. MIL	2Q	27
1/12/17 vs. DAL <sup>Mexico</sup>	4Q	28
12/17/16 @ OKC	3Q	20

NBA LEADERS IN 20-PT QUARTERS SINCE 2016-17		
1. James Harden	22	
2. Stephen Curry	20	
3. Damian Lillard	17	
4. DEVIN BOOKER	15	

30-POINT HALVES (5)		
3/27/19 vs. WAS	1H	30
3/25/19 @ UTA	2H	32
12/4/17 @ PHI	2H	32
3/24/17 @ BOS	2H	51
1/12/17 vs. DAL <sup>Mexico</sup>	2H	32



## MIKAL BRIDGES (Mick-EL)

F | 25

<b>HEIGHT: 6-6</b>	<b>WEIGHT: 209</b>	<b>AGE: 24 (Born 8/30/96)</b>	<b>FROM: Villanova/USA</b>	<b>3rd NBA Season   3rd with Suns</b>															
<b>DRAFTED: 10th overall by Philadelphia in 2018</b>			<b>ACQUIRED BY SUNS: In trade from Philadelphia on 6/21/18</b>																
FINALS	MIN	FG	FGA	FG%	3P	3PA	3P%	FT	FTA	FT%	ORB	DRB	TRB	AST	PF	STL	TO	BLK	PTS
G1 vs. MIL	30	5	13	.385	2	4	.500	2	2	1.00	0	1	1	1	0	1	0	0	14
G2 vs. MIL																			
G3 @ MIL																			
G4 @ MIL																			

### BRIDGES, \_\_\_\_\_,

- + Has played in all 227 of his possible career regular season games
- + The only player since turnovers became a stat to have 300+ steals and 200 or fewer turnovers through three career seasons
- + Winner of the Suns' Majerle Hustle Award in 2019 and 2021
- + Member of the 2019 USA Basketball Select Team
- + A two-time NCAA Champion (2016 and 2018 at Villanova)

### 2020-21

- + Continued to expand his offensive game while playing outstanding on the defensive end of the floor, averaging career highs of 13.5 points, 4.3 rebounds and 0.88 blocks (36th in NBA) while shooting career highs of 54.3 FG% (19th) and 42.5 3P% (15th)... Also averaged 1.06 steals and shot 84.0 FT% while turning the ball over just 0.79 times per game
- + Was one of just two players to rank in the NBA's top 20 in both FG% and 3P% along with Denver's Michael Porter Jr.
- + Recorded one of four seasons shooting at least 54 FG% and 42 3P% by a qualified player in NBA history, joining Porter this season, Karl-Anthony Towns in 2017-18 and John Stockton in 1994-95
- + Shot 54.3 FG% while attempting 315 three-pointers for the season, the 3rd-highest single-season FG% ever by a player to attempt at least 300 three-pointers behind only two LeBron James seasons

ON NBA LEADERBOARD	
54.3 FG%	19th
42.5 3P%	15th
0.88 bpg	36th
32.6 mpg	38th

PLAYOFF CAREER HIGHS	
PTS	23, PHX vs. DEN, 6/7/21
FG	8, PHX vs. DEN, 6/7/21
FGA	13, PHX vs. MIL, 7/6/21
3P	4, PHX vs. DEN, 6/7/21
3PA	8, 3x, last 6/9/21 vs. DEN
FT	4, PHX vs. DEN, 6/9/21
FTA	4, 2x, last 6/11/21 @ DEN
REB	13, PHX @ LAC, 6/26/21
AST	5, PHX vs. DEN, 6/7/21
STL	3, 2x, last 6/11/21 @ DEN
BLK	2, 3x, last 6/26/21 @ LAC
MIN	41, PHX vs. LAL, 5/23/21

SEASON HIGHS		CAREER HIGHS	
34 @ IND, 1/9	PTS	34, PHX @ IND, 1/9/21	
12 @ IND, 1/9	FG	12, PHX @ IND, 1/9/21	
18 @ IND, 1/9	FGA	18, PHX @ IND, 1/9/21	
6, 2x, last 1/22 vs. DEN	3P	6, 3x, last 1/22/21 vs. DEN	
9 @ BOS, 4/22	3PA	10, PHX vs. GSW, 2/29/20	
7 vs. GSW, 1/28	FT	7, 2x, last 1/28/21 vs. GSW	
8 vs. GSW, 1/28	FTA	8, 2x, last 1/28/21 vs. GSW	
11 vs. POR, 5/13	REB	11, PHX vs. POR, 5/13/21	
8 vs. MIN, 3/18	AST	8, 2x, last 3/18/21 vs. MIN	
6 @ CHA, 3/28	STL	6, PHX @ CHA, 3/28/21	
3, 4x, last 5/4 @ CLE	BLK	3, 9x, last 5/4/21 @ CLE	
45 @ BOS, 4/22	MIN	45, PHX @ BOS, 4/22/21	
CAREER GAMES WITH...			
Double-Double:	3	10+ Rebounds:	5
10+ Points:	113	5+ 3P:	8
20+ Points:	17	2+ Steals:	91
30+ Points:	1	5+ Steals:	2

<b>CAREER 4-POINT PLAYS:</b>	2 (last 4/1/19 vs. CLE)
	2 in SAME QUARTER (1Q) vs. CLE on 4/1/19

## JEVON CARTER (Je-VOHN)

G | 4

<b>HEIGHT: 6-1</b>	<b>WEIGHT: 200</b>	<b>AGE: 25 (Born 9/14/95)</b>	<b>FROM: West Virginia/USA</b>	<b>3rd NBA Season   2nd with Suns</b>																
<b>DRAFTED: 32nd overall by Memphis in 2018</b>			<b>ACQUIRED BY SUNS: In trade from Memphis on 7/7/19</b>																	
FINALS	MIN	FG	FGA	FG%	3P	3PA	3P%	FT	FTA	FT%	ORB	DRB	TRB	AST	PF	STL	TO	BLK	PTS	
G1 vs. MIL																				
G2 vs. MIL																				
G3 @ MIL																				
G4 @ MIL																				

### CARTER, \_\_\_\_\_,

- + Winner of the Suns' 2020 Majerle Hustle Award
- + A tenacious defender described as "a bulldog" by Head Coach Monty Williams
- + Winner of the inaugural Naismith Defensive Player of the Year Award in 2017-18, culminating a career where he led West Virginia to four straight AP Top 25 finishes for the first time since the Jerry West era

### 2020-21

- + Played in a career-high 60 games, averaging 4.1 points, 1.5 rebounds and 1.2 assists while shooting 42.2 FG% and 37.1 3P% in 12.0 minutes per game
- + Appeared in each of the Suns' final 26 games
- + Just missed a triple-double in the season finale at San Antonio on 5/16, scoring season-high 19 points with career highs of 10 rebounds and 9 assists... Also had 3 steals as he attempted a career-high 22 field goals in a career-high 43 minutes, making his lone start of the season
- + Snagged a career-high 4 steals off bench in win at Oklahoma City on 5/2
- + Had 5 games scoring 10+ points and 10 games scoring at least 9 points with the Suns going 9-1 when he scored at least 9 points

SEASON HIGHS		CAREER HIGHS	
19 @ SAS, 5/16	PTS	32, MEM vs. GSW, 4/10/19	
9 @ SAS, 5/16	FG	10, MEM vs. GSW, 4/10/19	
22 @ SAS, 5/16	FGA	22, PHX @ SAS, 5/16/21	
4 vs. WAS, 4/10	3P	8, MEM vs. GSW, 4/10/19	
10 vs. WAS, 4/10	3PA	12, MEM vs. GSW, 4/10/19	
2 @ MEM, 1/18	FT	4, 4x, last 2/7/20 vs. HOU	
2, 3x, last 5/2 @ OKC	FTA	5, PHX vs. HOU, 2/7/20	
10 @ SAS, 5/16	REB	10, PHX @ SAS, 5/16/21	
9 @ SAS, 5/16	AST	9, PHX @ SAS, 5/16/21	
4 @ OKC, 5/2	STL	4, PHX @ OKC, 5/2/21	
2, 2x, last 1/11 @ WAS	BLK	2, 7x, last 1/11/21 @ WAS	
43 @ SAS, 5/16	MIN	43, PHX @ SAS, 5/16/21	
CAREER GAMES WITH...			
Double-Double:	1	10+ Rebounds:	1
10+ Points:	17	5+ 3P:	2
20+ Points:	2	5+ Assists:	8
30+ Points:	1	2+ Steals:	23



## TORREY CRAIG

F | 12

<b>HEIGHT: 6-7</b>		<b>WEIGHT: 221</b>		<b>AGE: 30 (Born 12/19/90)</b>				<b>FROM: USC Upstate/USA</b>				<b>4th NBA Season   1st with Suns</b>							
<b>DRAFTED: Undrafted in 2014</b>								<b>ACQUIRED BY SUNS: In trade from Milwaukee on 3/18/21</b>											
FINALS	MIN	FG	FGA	FG%	3P	3PA	3P%	FT	FTA	FT%	ORB	DRB	TRB	AST	PF	STL	TO	BLK	PTS
G1 vs. MIL	16	1	2	.500	0	1	.000	0	0	-	1	2	3	0	3	0	0	0	2
G2 vs. MIL																			
G3 @ MIL																			
G4 @ MIL																			

### CRAIG, \_\_\_\_\_,

- + A tough wing known for his defensive ability and versatility
- + The 2016-17 NBL Best Defensive Player while playing for the Brisbane Bullets
- + The 2011-12 Atlantic Sun Player of the Year while at USC Upstate

### 2020-21

- + Acquired by the Suns from Milwaukee in exchange for cash considerations on 3/18, playing in all 32 games after making his Suns debut on 3/21
- + Averaged 7.2 points on 50.3 FG%, 36.9 3P% and 80.0 FT% plus 4.8 rebounds, 0.6 steals and 0.6 blocks in 18.8 minutes in 32 games (8 starts) with the Suns
- + Suns went 6-2 in his 8 starts (4/26 - 5/9)
- + Ranked 2nd on the team, behind Deandre Ayton, with 7.4% Offensive Rebound Percentage
- + After posting zero double-digit scoring performances in 18 games with Milwaukee, had 10 games with 10+ points with the Suns, including 1 game with 20+ points... Recorded 2 double-doubles
- + Ended the season by scoring in double figures in a career-long 3 consecutive games from 5/13 - 5/16, averaging 10.7 points on 61.9 FG% over this streak
- + Scored 10+ points in the third quarter alone in consecutive games on 5/13 vs. Portland and 5/15 at San Antonio
- + Scored season-high 20 points at Brooklyn on 4/25, also grabbing a season-high 14 rebounds for his first double-double of the season and first career 20/10 game
- + Also posted a double-double with 18 points and 10 rebounds in win at Oklahoma City on 5/2
- + Overall for the season, in 50 games with the Bucks and the Suns, averaged 5.5 points on 48.0 FG% and 3.9 rebounds in 16.1 minutes

### CAREER

- + Appeared in all 33 of Denver's playoff games over the last 2 seasons, making 14 starts and averaging 5.4 points and 4.1 rebounds in 21.4 minutes

SEASON HIGHS		CAREER HIGHS	
20 @ BKN, 4/25	PTS	22, DEN vs. HOU, 2/1/19	
8 @ OKC, 5/2	FG	8, 2x, last 5/2/21 @ OKC	
11, 2x, last 5/16 @ SAS	FGA	14, DEN vs. TOR, 12/16/18	
3 @ DEN, 2/8	3P	4, DEN vs. CHI, 1/17/19	
6 vs. NYK, 5/7	3PA	8, DEN vs. TOR, 12/16/18	
6 @ BKN, 4/25	FT	6, PHX @ BKN, 4/25/21	
6 @ BKN, 4/25	FTA	6, PHX @ BKN, 4/25/21	
14 @ BKN, 4/25	REB	16, DEN @ MIA, 1/8/19	
4 @ SAS, 5/16	AST	4, 7x, last 5/16/21 @ SAS	
3, 2x, last 4/2 vs. OKC	STL	3, 4x, last 4/2/21 vs. OKC	
3 vs. UTA, 4/30	BLK	4, 2x, last 10/25/19 vs. PHX	
32 @ BKN, 4/25	MIN	39, 2x, last 1/8/19 @ MIA	
CAREER GAMES WITH...			
Double-Double:	6	10+ Rebounds:	8
10+ Points:	41	15+ Rebounds:	1
15+ Points:	9	2+ Steals:	19
20+ Points:	2	2+ Blocks:	26
		PLAYOFF CAREER HIGHS	
PTS		18, DEN @ SAS, 4/20/19	
FG		6, DEN @ SAS, 4/20/19	
FGA		9, 2x, last 9/1/20 vs. UTA	
3P		5, DEN @ SAS, 4/20/19	
3PA		7, DEN @ SAS, 4/20/19	
FT		4, DEN vs. POR, 5/12/19	
FTA		5, DEN vs. POR, 5/12/19	
REB		10, DEN vs. SAS, 4/23/19	
AST		6, DEN @ SAS, 4/25/19	
STL		2, 2x, last 8/30/20 @ UTA	
BLK		2, 4x, last 6/7/21 vs. DEN	
MIN		37, DEN @ SAS, 4/20/19	

JAE CROWDER																F   99			
HEIGHT: 6-6				WEIGHT: 235				AGE: 31 (Born 7/6/90)				FROM: Marquette/USA				9th NBA Season   1st with Suns			
DRAFTED: 34th overall by Cleveland in 2012								ACQUIRED BY SUNS: Signed as free agent on 11/28/20											
FINALS	MIN	FG	FGA	FG%	3P	3PA	3P%	FT	FTA	FT%	ORB	DRB	TRB	AST	PF	STL	TO	BLK	PTS
G1 vs. MIL	33	0	8	.000	0	5	.000	1	2	.500	0	9	9	0	2	0	2	1	1
G2 vs. MIL																			
G3 @ MIL																			
G4 @ MIL																			

**CROWDER, \_\_\_\_\_,**

- + Owner of the Suns' franchise record for most three-pointers made in a half, shooting 8-of-9 in the first half vs. Houston on 4/12/21
- + Strong and versatile veteran with track record of winning and reputation for toughness
- + The first No. 99 in Suns history (prev. high uniform number was Hamed Haddadi at No. 98)

**2020-21**

- + Led Suns with 148 three-pointers, shooting the 2nd-best mark of his career at 38.9 3P%, while bringing his toughness, leadership and versatility to the team
- + Averaged 10.1 points and 4.7 rebounds while his 2.5 three-pointers per game were a career high, appearing in 60 games (42 starts)
- + Shot 8-9 3P in first half vs. Houston 4/12, setting Suns franchise record for most three-pointers in a half... Finished game with career-high 8 three-pointers and season-high 26 points
- + Tallied 32 points with 10+ points including 6 with 20+ points... Had 2 games with 10+ rebounds... Recorded 8 games with 5+ three-pointers (Suns 6-2) and 16 games with 4+ three-pointers (Suns 12-4)... Made 15 three-pointers over 3-game span late in season from 5/7 - 5/11, his most career triples over a 3-game span
- + Reached 1,000 career three-pointers on 4/19 at Milwaukee
- + Converted 3 four-point plays during the season, tied for the team lead

**CAREER**

- + Has helped his team to the playoffs in each of the last 8 seasons as he now returns with the Suns... In his first 7 trips, averaged 10.9 points and 5.4 rebounds in 72 career playoff games (51 starts) with Dallas, Boston, Utah and Miami, shooting 39.0 FG%, 33.0 3P%, 75.2 FT%
- + Has scored in double figures 43 times, including six games with 20+ points... Has 10+ rebounds 4 times and 4 double-doubles
- + Has twice tied for the NBA lead in playoff games, making 18 appearances in 2017 with Boston and 21 in 2020, helping Miami to the Finals
- + Led the NBA with 161 three-point attempts in last year's playoffs as he averaged 12.0 points and 5.6 rebounds while starting all 21 games
- + Started all 18 games, averaging 13.6 points and 6.4 rebounds to help Boston to the 2017 Eastern Conference Finals

SEASON HIGHS		CAREER HIGHS	
26 vs. HOU, 4/12	PTS	30, UTA @ TOR, 1/1/19	
8 vs. HOU, 4/12	FG	11, BOS vs. IND, 1/13/16	
16 vs. OKC, 1/27	FGA	19, BOS vs. NYK, 3/4/16	
8 vs. HOU, 4/12	3P	8, PHX vs. HOU, 4/12/21	
13, 2x, last 2/14 vs. ORL	3PA	13, 2x, last 2/14/21 vs. ORL	
6 vs. GSW, 1/28	FT	9, BOS @ DET, 4/8/15	
6 vs. GSW, 1/28	FTA	11, BOS vs. MIA, 3/25/15	
14 vs. MIL, 2/10	REB	17, BOS vs. GSW, 3/1/15	
5, 2x, last 2/26 @ CHI	AST	7, 2x, last 1/4/20 @ LAC	
2, 9x, last 4/8 @ LAC	STL	5, 6x, last 2/22/20 vs. CLE	
4 vs. CHI, 3/31	BLK	4, PHX vs. CHI, 3/31/21	
45 vs. DEN, 1/23	MIN	48, BOS vs. GSW, 12/11/15	
CAREER GAMES WITH...			
Double-Double:	21	10+ Rebounds:	30
10+ Points:	325	15+ Rebounds:	1
20+ Points:	43	5+ 3P:	21
30+ Points:	1	5+ Steals:	6
		PLAYOFF CAREER HIGHS	
	PTS	27, UTA @ OKC, 4/25/18	
	FG	9, UTA @ OKC, 4/25/18	
	FGA	19, UTA @ OKC, 4/25/18	
	3P	6, 4x, last 6/3/21 @ LAL	
	3PA	14, UTA @ OKC, 4/25/18	
	FT	6, 2x, last 4/14/19 @ HOU	
	FTA	9, BOS vs. WAS, 5/2/17	
	REB	11, BOS @ CLE, 5/21/17	
	AST	8, BOS @ WAS, 5/12/17	
	STL	4, 2x, last 5/7/17 @ WAS	
	BLK	4, PHX @ DEN, 6/13/21	
	MIN	41, 2x, last 5/2/17 vs. WAS	

LANGSTON GALLOWAY																	G   2		
HEIGHT: 6-2			WEIGHT: 200			AGE: 29 (Born 12/9/91)			FROM: St. Joseph's/USA				7th NBA Season   1st with Suns						
DRAFTED: Undrafted in 2014								ACQUIRED BY SUNS: Signed as free agent on 11/30/20											
FINALS	MIN	FG	FGA	FG%	3P	3PA	3P%	FT	FTA	FT%	ORB	DRB	TRB	AST	PF	STL	TO	BLK	PTS
G1 vs. MIL																	DNP - CD		
G2 vs. MIL																			
G3 @ MIL																			
G4 @ MIL																			

**GALLOWAY, \_\_\_\_\_,**

- + Host of "Kickin It With LG," a multimedia series on Suns.com
- + Veteran guard with a quick release who had his best shooting season across the board in 2019-20, ranking on the league leaderboard in 3P%
- + NBA All-Rookie Second Team selection with New York in 2014-15

**2020-21**

- + Stayed ready, providing a scoring spark when called upon, averaging 4.8 points on 44.9 FG%, 42.4 3P% and 95.7 FT% in 40 appearances off the bench
- + His FG%, 3P% and FT% all were career highs
- + Converted 3 four-point plays during the season, tied for the team lead
- + Recorded 7 games scoring 10+ points and 9 games making multiple three-pointers
- + Scored a season-high 17 points in his return trip to Detroit on 1/8, scoring all 17 points in the second quarter, shooting 6-7 FG and 5-6 3P in that second period
- + Scored 12 points, shooting 5-5 FT, in win at Dallas on 1/30... Scored 8 points over a two-minute span in the second half to spark a 15-point comeback to win
- + Scored 10 points in each of the Suns' final 2 games of the regular season, his second time scoring 10+ in consecutive games of the season

**CAREER**

- + Made his playoff debut by playing 4 games in the Detroit's first round series against Milwaukee in 2019, averaging 7.8 points and 3.8 rebounds while shooting 36.0 3P%

SEASON HIGHS			CAREER HIGHS	
17 @ DET, 1/8	PTS		32, DET @ CHA, 11/15/19	
6 @ DET, 1/8	FG		11, DET @ CHA, 11/15/19	
9 @ DET, 1/8	FGA		20, 2x, last 12/9/18 vs. NOP	
5 @ DET, 1/8	3P		7, DET @ CHA, 11/15/19	
8, 2x, last 5/16 @ SAS	3PA		13, NOP vs. MEM, 12/5/16	
5 @ DAL, 1/30	FT		8, DET @ TOR, 10/30/19	
5 @ DAL, 1/30	FTA		8, DET @ TOR, 10/30/19	
5 vs. GSW, 1/28	REB		11, 2x, last 1/16/16 @ MEM	
3, 2x, last 3/19 vs. MIN	AST		7, 3x, last 4/1/16 vs. BKN	
2, 2x, last 4/22 @ BOS	STL		5, NYK @ OKC, 11/20/15	
-	BLK		3, NYK @ ATL, 12/26/15	
26 @ SAS, 5/16	MIN		48, NYK vs. SAS, 3/17/15	
CAREER GAMES WITH...				
Double-Double:	1	10+ Rebounds:	2	
10+ Points:	162	5+ 3P:	12	
20+ Points:	18			
30+ Points:	1			

CAM JOHNSON																	F   23		
HEIGHT: 6-8			WEIGHT: 210			AGE: 25 (Born 3/3/96)			FROM: North Carolina/USA				2nd NBA Season   2nd with Suns						
DRAFTED: 11th overall by Minnesota in 2019								ACQUIRED BY SUNS: In trade from Minnesota on 7/6/19											
FINALS	MIN	FG	FGA	FG%	3P	3PA	3P%	FT	FTA	FT%	ORB	DRB	TRB	AST	PF	STL	TO	BLK	PTS
G1 vs. MIL	21	3	6	.500	2	4	.500	2	2	1.00	0	3	3	2	2	2	0	0	10
G2 vs. MIL																			
G3 @ MIL																			
G4 @ MIL																			

**JOHNSON, \_\_\_\_\_,**

- + One of just two players in Suns history to make 100+ three-pointers in each of his first two career seasons along with Wesley Person
- + Made strides between the season pause and the season restart in the Bubble
- + Widely considered the best shooter in the 2019 NBA Draft class, lived up to that billing in 2019-20 as no rookie who made at least 100 3P shot higher than him from the field

**2020-21**

- + Increased his scoring average from his rookie season, averaging 9.6 points in addition to 3.3 rebounds and 1.4 assists while shooting 42.0 FG%, 34.9 3P% and 84.7 FT% in 60 games (11 starts)
- + Had 20 games making 3+ three-pointers; the Suns posted a 19-1 record in those games with the lone loss coming in 2OT
- + Tallied 26 games scoring 10+ points including one with 20+ points
- + Had 10 games scoring 15+ points with the Suns going 9-1 in those games
- + Scored 10+ points in 6 of 7 games from 4/2 - 4/13 with two 3-game streaks of 10+ points tying the longest such streaks of his career
- + Scored season-high 21 points, shooting 7-9 FG and 3-4 3P, in win at Sacramento on 12/27

	PLAYOFF CAREER HIGHS	SEASON HIGHS		CAREER HIGHS
PTS	14, PHX vs. LAC, 6/28/21	21 @ SAC, 12/27	PTS	21, 2x, last 12/27/20 @ SAC
FG	5, 3x, last 6/28/21 vs. LAC	7, 2x, last 1/23 vs. DEN	FG	7, 6x, last 1/23/21 vs. DEN
FGA	8, 2x, last 6/20/21 vs. LAC	16 vs. DEN, 1/23	FGA	16, 2x, last 1/23/21 vs. DEN
3P	3, PHX vs. LAC, 6/28/21	4, 4x, last 2/7 vs. BOS	3P	5, PHX vs. TOR, 3/3/20
3PA	5, 4x, last 6/24/21 @ LAC	11, 2x, last 4/26 @ NYK	3PA	13, PHX vs. TOR, 3/3/20
FT	6, PHX vs. LAL, 6/1/21	4, 2x, last 12/27 @ SAC	FT	6, PHX vs. ATL, 11/14/19
FTA	7, PHX vs. LAL, 6/1/21	4, 3x, last 4/30 vs. UTA	FTA	6, PHX vs. ATL, 11/14/19
REB	6, PHX vs. LAL, 5/23/21	8 vs. UTA, 4/7	REB	12, 2x, last 8/6/20 vs. IND
AST	3, PHX @ DEN, 6/11/21	4, 2x, last 4/12 vs. HOU	AST	4, 3x, last 1/9/21 @ IND
STL	3, PHX vs. LAC, 6/28/21	3, 2x, last 5/5 @ ATL	STL	3, 3x, last 5/5/21 @ ATL
BLK	1, PHX @ DEN, 6/11/21	3 @ DET, 1/8	BLK	3, 2x, last 1/8/21 @ DET
MIN	30, PHX @ LAC, 6/24/21	37 vs. UTA, 4/7	MIN	40, PHX vs. DAL, 8/2/20
CAREER GAMES WITH...				
10+ Points:	49	Double-Double:	2	
20+ Points:	2	10+ Rebounds:	2	
5+ 3P:	1			
<b>CAREER 4-POINT PLAYS: 2 (last 4/5/21 @ HOU)</b>				

FRANK KAMINSKY III																			F/C   8
HEIGHT: 7-0			WEIGHT: 240			AGE: 28 (Born 4/4/93)			FROM: Wisconsin/USA					6th NBA Season   2nd with Suns					
DRAFTED: 9th overall by Charlotte in 2015									ACQUIRED BY SUNS: Claimed off waivers on 12/21/20										
FINALS	MIN	FG	FGA	FG%	3P	3PA	3P%	FT	FTA	FT%	ORB	DRB	TRB	AST	PF	STL	TO	BLK	PTS
G1 vs. MIL	4	0	0	-	0	0	-	0	0	-	0	0	0	0	0	0	0	0	0
G2 vs. MIL																			
G3 @ MIL																			
G4 @ MIL																			

**KAMINSKY, \_\_\_\_\_,**

- + The unanimous college National Player of the Year at Wisconsin in 2015
- + Who has his No. 44 retired both at Wisconsin and at his high school, Benet Academy in Lisle, Illinois

**2020-21**

- + Appeared in 47 games, making 13 starts, averaging 6.6 points, 4.0 rebounds and 1.7 assists while shooting a career-best 47.1 FG% as well as 36.5 3P% in 15.2 minutes per game
- + The Suns went 11-2 in his 13 starts, including 9 straight wins in his starts in Feb.
- + Had 11 games with 10+ points, 2 games with 10+ rebounds and 2 double-doubles
- + Entering the season had 1 career game with at least 7 assists... Had 3 different games with 7+ assists this season, flirting with a triple-double each time
- + On 1/28 in win vs. Golden State, scored 12 points, tied his career high with 13 rebounds and set his career high with 8 assists
- + On 2/10 in win vs. Milwaukee, scored 14 points, tied his high of 8 assists and grabbed 8 rebounds
- + On 5/16 in season finale win vs. San Antonio, scored 11 points, grabbed 10 rebounds and had 7 assists in just 20 minutes

**CAREER**

- + Appeared in all 7 games during Charlotte's first round series against Miami as a rookie in 2016, making 5 starts and averaging 7.1 points and 4.3 rebounds

SEASON HIGHS			CAREER HIGHS	
17 @ NOP, 2/19	PTS		27, CHA @ TOR, 2/15/17	
7 @ CHI, 2/26	FG		11, CHA @ TOR, 2/15/17	
13 @ CHI, 2/26	FGA		20, CHA vs. BOS, 12/23/15	
5 @ NOP, 2/19	3P		6, CHA @ WAS, 2/23/18	
6 @ NOP, 2/19	3PA		9, 3x, last 2/23/18 @ WAS	
4 vs. MIL, 2/10	FT		11, PHX @ DEN, 10/25/19	
6 vs. MIL, 2/10	FTA		12, CHA vs. NOP, 1/24/18	
13 vs. GSW, 1/28	REB		13, 3x, last 1/28/21 vs. GSW	
8, 2x, last 2/10 vs. MIL	AST		8, 2x, last 2/10/21 vs. MIL	
2, 2x, last 4/26 @ NYK	STL		3, 6x, last 1/21/17 vs. BKN	
2, 2x, last 2/3 @ NOP	BLK		3, 4x, last 2/13/17 vs. PHI	
35 vs. MIL, 2/10	MIN		40, CHA @ NYK, 11/25/16	
CAREER GAMES WITH...				
10+ Points:	167	Double-Double:	10	
10+ Pts Off Bench:	139	10+ Rebounds:	10	
20+ Points:	30	5+ 3P:	4	

E'TWAUN MOORE (EE-TWON)																			G   55
HEIGHT: 6-3			WEIGHT: 191			AGE: 32 (Born 2/25/89)			FROM: Purdue/USA					10th NBA Season   1st with Suns					
DRAFTED: 55th overall by Boston in 2011									ACQUIRED BY SUNS: Signed as free agent on 11/30/20										
FINALS	MIN	FG	FGA	FG%	3P	3PA	3P%	FT	FTA	FT%	ORB	DRB	TRB	AST	PF	STL	TO	BLK	PTS
G1 vs. MIL																			
G2 vs. MIL																			
G3 @ MIL																			
G4 @ MIL																			

**MOORE, \_\_\_\_\_,**

- + Steady hand at guard who's able to get buckets in a variety of ways

**2020-21**

- + Stayed ready and contributed when called upon including a memorable performance in the season finale at San Antonio
- + Averaged 4.9 points, 1.7 rebounds and 1.5 assists in 27 games (1 start), shooting 45.5 FG%, 31.4 3P% and 85.7 FT%
- + Appeared in 22 straight games from 1/27 - 3/13; made 5 other appearances
- + Had 4 games scoring 10+ points including one game of 20+ points
- + Made game-winning three-pointer with :02.2 remaining at San Antonio on 5/16, capping a 16-point fourth quarter in which he made another go-ahead three-pointer with just over a minute left... Scored season-high 22 points for the game, shooting 9-10 FG and 2-2 3P... Was his second career game-winner in the final :03.0 a game (also with Chicago on 3/5/15)
- + Started at point guard and played season-high 40 minutes, scoring 17 points on 7-10 FG with 4 assists and 2 steals in win vs. Cleveland on 2/8

**CAREER**

- + Has appeared in 28 playoff games (9 starts) for Boston, Chicago, New Orleans and Suns, averaging 4.6 points and 1.4 rebounds in 12.9 minutes per contest while shooting 44.2 FG% and 33.3 3P%
- + Has scored 10+ points 6 times in the playoffs, doing so in each of his previous 6 playoff appearances, including one game of 20+ points

SEASON HIGHS			CAREER HIGHS	
22 @ SAS, 5/16	PTS		36, NOP @ HOU, 12/11/17	
9 @ SAS, 5/16	FG		15, NOP @ HOU, 12/11/17	
12 vs. DET, 2/5	FGA		25, NOP @ PHI, 11/21/18	
2, 2x, last 5/16 @ SAS	3P		7, NOP vs. MEM, 4/4/18	
3, 4x, last 5/5 @ ATL	3PA		10, NOP vs. MEM, 4/4/18	
2, 6x, last 5/16 @ SAS	FT		6, 2x, last 3/1/19 @ PHX	
2, 7x, last 5/16 @ SAS	FTA		6, 5x, last 3/1/19 @ PHX	
7 @ MEM, 2/20	REB		9, 2x, last 3/6/18 @ LAC	
4 vs. CLE, 2/8	AST		11, ORL vs. HOU, 3/1/13	
3 vs. DET, 2/5	STL		6, NOP @ WAS, 11/24/18	
1, 5x, last 5/16 @ SAS	BLK		3, ORL vs. NOH, 12/26/12	
40 vs. CLE, 2/8	MIN		45, NOP @ NYK, 1/14/18	
CAREER GAMES WITH...				
Double-Double:	1	10+ Assists:	2	
10+ Points:	214	10+ Rebounds:	0	
20+ Points:	24	5+ 3P:	6	
30+ Points:	5			



## ABDEL NADER (ab-DOOL)

F | 11

<b>HEIGHT: 6-5</b>	<b>WEIGHT: 225</b>	<b>AGE: 27 (Born 9/25/93)</b>	<b>FROM: Iowa State/Egypt</b>						<b>4th NBA Season   1st with Suns</b>										
<b>DRAFTED: 58th overall by Boston in 2016</b>									<b>ACQUIRED BY SUNS: In trade from Oklahoma City on 11/16/20</b>										
FINALS	MIN	FG	FGA	FG%	3P	3PA	3P%	FT	FTA	FT%	ORB	DRB	TRB	AST	PF	STL	TO	BLK	PTS
G1 vs. MIL	DNP - CD																		
G2 vs. MIL																			
G3 @ MIL																			
G4 @ MIL																			

### NADER, \_\_\_\_\_,

- + Versatile forward who was a regular contributor for the Thunder on their run to the West's 5th seed last season
- + The second Egyptian-born player in NBA history (Alaa Abdelnaby)

#### 2020-21

- + Earned a regular role in the Suns' rotation in February and March before being sidelined with a right knee injury and undergoing a right knee arthroscopy on 4/26
- + Posted career bests of 6.7 points per game, 2.6 rebounds per game, 49.1 FG% and 41.9 3P% in 14.8 minutes per game in 24 appearances off the bench in his first season with the Suns
- + Recorded 6 games scoring in double figures
- + Scored season-high 16 points vs. Golden State on 1/28
- + Just missed what would have been first career double-double with 14 points and a career-high 9 rebounds vs. Golden State on 3/4

#### CAREER

- + Will make his 4th playoff appearance in 4 career seasons with his third different team with the Suns this postseason... Appeared in 17 playoff games with Boston and OKC

SEASON HIGHS		CAREER HIGHS	
16 vs. GSW, 1/28	<b>PTS</b>	23, OKC @ POR, 11/27/19	
6, 2x, last 3/4 vs. GSW	<b>FG</b>	7, 3x, last 11/29/19 vs. NOP	
15 vs. GSW, 1/28	<b>FGA</b>	15, 2x, last 1/28/21 vs. GSW	
2, 4x, last 3/2 @ LAL	<b>3P</b>	5 @ SAC, 12/11/19	
5, 2x, last 2/3 @ NOP	<b>3PA</b>	6, 5x, last 8/12/20 vs. MIA	
5 vs. IND, 3/13	<b>FT</b>	6, 2x, last 11/27/19 @ POR	
5 vs. IND, 3/13	<b>FTA</b>	8, BOS @ NOP, 3/18/18	
9 vs. GSW, 3/4	<b>REB</b>	9, PHX vs. GSW, 3/4/21	
3 vs. GSW, 1/28	<b>AST</b>	3, 4x, last 1/9/20 vs. HOU	
2, 2x, last 3/13 vs. IND	<b>STL</b>	2, 12x, last 3/13/21 vs. IND	
3 @ LAL, 3/2	<b>BLK</b>	4, OKC @ BOS, 3/8/20	
30 vs. DEN, 1/23	<b>MIN</b>	39, BOS vs. BKN, 4/11/18	
CAREER GAMES WITH...			
Double-Double:	0	2+ 3P:	26
10+ Points:	27		
15+ Points:	9		
20+ Points:	1		

## CAMERON PAYNE

G | 15

<b>HEIGHT: 6-3</b>	<b>WEIGHT: 190</b>	<b>AGE: 26 (Born 8/8/94)</b>	<b>FROM: Murray State/USA</b>						<b>6th NBA Season   2nd with Suns</b>										
<b>DRAFTED: 14th overall by Oklahoma City in 2015</b>									<b>ACQUIRED BY SUNS: Signed as free agent on 6/30/20</b>										
FINALS	MIN	FG	FGA	FG%	3P	3PA	3P%	FT	FTA	FT%	ORB	DRB	TRB	AST	PF	STL	TO	BLK	PTS
G1 vs. MIL	17	4	8	.500	2	5	.400	0	0	-	1	0	1	0	1	1	2	0	10
G2 vs. MIL																			
G3 @ MIL																			
G4 @ MIL																			

### PAYNE, \_\_\_\_\_,

- + The 14th overall pick in the 2015 NBA Draft, selected directly after Devin Booker
- + The 2014-15 Lute Olson National Player of the Year as a sophomore at Murray State

#### 2020-21

- + After being out of the NBA before the Suns signed him for the 'Bubble' in 2019-20, had a career year establishing himself as a reliable backup point guard bringing a scoring punch
- + Averaged 8.4 points on 48.4 FG%, 44.0 3P% (10th in NBA) and 89.3 FT% plus 3.6 assists and 2.4 rebounds while playing a career-high 60 games (1 start)... Posted 3.62 assist-to-turnover ratio (5th in NBA)
- + His 44.0 3P% marked the best by a qualified Suns player in over 10 years since Jared Dudley shot 45.8 3P% in 2009-10
- + In the month of May, averaged 14.0 points on 57.5 FG%, 2.3 three-pointers on 58.1 3P% and 4.3 assists in 8 games
- + Over the season's final 6 games, registered 2 of his 3 career games scoring 20+ points plus 2 other games with 15+ points
- + Scored career-high 24 points off the bench at the L.A. Lakers on 5/9, shooting 9-10 FG, 4-5 3P and 2-2 FT

#### CAREER

- + Entering this postseason had played 11 career playoff games with Oklahoma City and Chicago, totaling 21 points and 8 assists in 68 minutes
- + Member of Oklahoma City's 2016 playoff run to a 7-game series in the Western Conference Finals against the 73-win Warriors

**ON NBA LEADERBOARD**  
44.0 3P% 10th

PLAYOFF CAREER HIGHS	
<b>PTS</b>	29, PHX vs. LAC, 6/22/21
<b>FG</b>	12, PHX vs. LAC, 6/22/21
<b>FGA</b>	24, PHX vs. LAC, 6/22/21
<b>3P</b>	3, 2x, last 5/27/21 @ LAL
<b>3PA</b>	8, PHX vs. LAC, 6/22/21
<b>FT</b>	4, 2x, last 6/3/21 @ LAL
<b>FTA</b>	4, 3x, last 6/22/21 vs. LAC
<b>REB</b>	4, 3x, last 6/13/21 @ DEN
<b>AST</b>	9, 2x, last 6/22/21 vs. LAC
<b>STL</b>	4, PHX @ LAL, 5/27/21
<b>BLK</b>	3, PHX @ LAL, 6/3/21
<b>MIN</b>	37, PHX vs. LAC, 6/22/21

SEASON HIGHS		CAREER HIGHS	
24 @ LAL, 5/9	<b>PTS</b>	24, PHX @ LAL, 5/9/21	
9 @ LAL, 5/9	<b>FG</b>	9, PHX @ LAL, 5/9/21	
14, 2x, last 5/16 @ SAS	<b>FGA</b>	20, OKC @ SAS, 4/12/16	
5 @ MEM, 2/20	<b>3P</b>	7, CHI vs. CHA, 10/24/18	
7 @ MEM, 2/20	<b>3PA</b>	11, CHI vs. CHA, 10/24/18	
4, 2x, last 4/30 vs. UTA	<b>FT</b>	5, CHI vs. DET, 10/20/18	
4, 6x, last 4/30 vs. UTA	<b>FTA</b>	5, CHI vs. DET, 10/20/18	
6, 3x, last 5/13 vs. POR	<b>REB</b>	8, CHI @ HOU, 3/27/18	
10, 2x, last 3/4 vs. GSW	<b>AST</b>	10, 3x, last 3/4/21 vs. GSW	
3 vs. GSW, 3/4	<b>STL</b>	4, 2x, last 1/19/16 @ DEN	
2 vs. OKC, 4/2	<b>BLK</b>	2, 3x, last 4/2/21 vs. OKC	
27, 3x, last 5/16 @ SAS	<b>MIN</b>	41, CHI @ NYK, 11/5/18	
CAREER GAMES WITH...			
10+ Points:	64	10+ Assists:	3
15+ Points:	20	Double-Double:	2
20+ Points:	3	4+ 3P:	6

**CHRIS PAUL**

G | 3

<b>HEIGHT: 6-1</b>	<b>WEIGHT: 175</b>	<b>AGE: 36 (Born 5/6/85)</b>	<b>FROM: Wake Forest/USA</b>	<b>16th NBA Season   1st with Suns</b>																
<b>DRAFTED: 4th overall by New Orleans in 2005</b>			<b>ACQUIRED BY SUNS: In trade from Oklahoma City on 11/16/20</b>																	
FINALS	MIN	FG	FGA	FG%	3P	3PA	3P%	FT	FTA	FT%	ORB	DRB	TRB	AST	PF	STL	TO	BLK	PTS	
G1 vs. MIL	37	12	19	.632	4	7	.571	4	4	1.00	1	3	4	9	0	1	2	0	32	
G2 vs. MIL																				
G3 @ MIL																				
G4 @ MIL																				

**PAUL, \_\_\_\_\_,**

- + One of 3 players in the top 5 in both all-time assists and steals along with John Stockton and Jason Kidd, moving into the top 5 in both categories this season
- + An 11-time NBA All-Star including each of the past 2 seasons... His 128 career assists are most in NBA All-Star Game history, passing Magic Johnson (127) in 2021
- + A 10-time All-NBA selection including 4 times on the First Team
- + A 9-time selection to the NBA All-Defensive Team including 7 times on the First Team
- + The NBA's active leader in career assists and steals, and also the active leader in assists per game and steals per game
- + The 2013 NBA All-Star Game MVP in Houston
- + The runner-up for 2007-08 NBA MVP
- + The 2005-06 NBA Rookie of the Year
- + A two-time Olympic gold medalist (Beijing in 2008 and London in 2012)
- + The 2016 ESPYs "Humanitarian of the Year" award winner and the 2016 Mannie Jackson Human Spirit Award from the Naismith Memorial Basketball Hall of Fame for his community efforts
- + President of the NBPA since 2013

**ON NBA LEADERBOARD**  
**8.9 avg** 3rd  
**93.4 FT%** 1st  
**1.41 spg** 16th



PLAYOFF CAREER HIGHS	
<b>PTS</b>	41, 2x, last 6/30/21 @ LAC
<b>FG</b>	16, PHX @ LAC, 6/30/21
<b>FGA</b>	25, NOH @ SAS, 5/8/08
<b>3P</b>	8, 2x, last 5/8/18 vs. UTA
<b>3PA</b>	10, HOU vs. UTA, 5/8/18
<b>FT</b>	12, NOH vs. DAL, 4/22/08
<b>FTA</b>	14, NOH vs. DAL, 4/22/08
<b>REB</b>	13, NOH vs. LAL, 4/24/11
<b>AST</b>	17, NOH vs. DAL, 4/22/08
<b>STL</b>	5, 7x, last 4/22/19 @ UTA
<b>BLK</b>	2, 3x, last 4/22/19 @ UTA
<b>MIN</b>	48, NOH vs. SAS, 5/19/08

SEASON HIGHS		CAREER HIGHS	
34 @ DAL, 2/1	<b>PTS</b>	43, 2x, last 4/3/09 @ GSW	
14 @ DAL, 2/1	<b>FG</b>	18, NOH @ PHX, 2/6/08	
24 vs. UTA, 4/7	<b>FGA</b>	33, NOH @ PHX, 2/6/08	
5 @ PHI, 4/21	<b>3P</b>	6, 6x, last 12/16/19 vs. CHI	
8, 4x, last 4/28 vs. LAC	<b>3PA</b>	12, HOU @ BKN, 11/2/18	
12 @ DAL, 1/30	<b>FT</b>	19, LAC vs. GSW, 11/3/12	
13 @ DAL, 1/30	<b>FTA</b>	20, LAC vs. GSW, 11/3/12	
10 vs. LAL, 3/21	<b>REB</b>	12, NOK vs. DAL, 12/16/06	
19 @ NOP, 2/19	<b>AST</b>	21, NOH @ LAL, 11/6/07	
4, 7x, last 5/9 @ LAL	<b>STL</b>	9, NOH vs. DAL, 2/20/08	
2, 2x, last 5/4 @ CLE	<b>BLK</b>	3, OKC @ SAC, 12/11/19	
43 vs. UTA, 4/7	<b>MIN</b>	51, NOH @ NJN, 2/9/11	

SEASON	HI PTS	CAREER
11 @ MIL, 4/19	<b>1Q</b>	18, LAC vs. GSW, 11/19/15
16 @ DAL, 2/1	<b>2Q</b>	20, OKC @ HOU, 1/20/20
12 vs. OKC, 1/27	<b>3Q</b>	19, NOH vs. DAL, 2/20/08
17 vs. BKN, 2/16	<b>4Q</b>	19, OKC vs. CHI, 12/16/19
5 vs. UTA, 4/7	<b>OT</b>	9, LAC vs. DET, 3/18/12
18 @ DAL, 2/1	<b>1H</b>	27, OKC @ HOU, 1/20/20
27 vs. OKC, 1/27	<b>2H</b>	29, 2x, last 11/2/09 @ NYK

CAREER GAMES WITH...			
Triple-Double:	16	15+ Assists:	95
Double-Double:	471	20+ Assists:	4
10+ Points:	973	10+ Rebounds:	30
20+ Points:	448	5+ Steals:	82
30+ Points:	76	5+ 3P:	35
40+ Points:	8	20+ Pts/10+ Asts:	217
10+ Assists:	511	30+ Pts/10+ Asts:	40

**2020-21**

- + Placed himself in the MVP conversation in his first season with the Suns, averaging 16.4 points, 8.9 assists (3rd in NBA) and 1.41 steals (16th) while just missing a 50/40/90 season, shooting 49.9 FG% (his best mark in 12 years since 2008-09), 39.5 3P% and a career-best 93.4 FT% (1st) in his 16th season
- + Ranked 2nd in the NBA with a 3.99 assist-to-turnover ratio, the 2nd-best mark in Suns history (Jeff Hornacek in 1988-89)
- + Was one of just three qualified players in the NBA to shoot at least 49/39/89 along with Kyrie Irving and Tobias Harris
- + Led the league by shooting 93.4 FT%, the 2nd-best mark in Suns history (Steve Nash in 2009-10)
- + Ranked 6th in the NBA with 120 total points scored in the clutch (final 5:00 of games within 5 points)
- + Moved ahead of Oscar Robertson (2/20 at Memphis) and Magic Johnson (4/19 at Milwaukee) to land at 5th on the all-time assists leaderboard... Also passed 10,000 assists (3/21 vs. L.A. Lakers)
- + Moved to 5th on all-time steals leaderboard, passing Scottie Pippen (4/12 vs. Houston) and Maurice Cheeks (4/13 vs. Miami)

**CAREER**

- + **Has appeared in 124 playoff games (all starts) with New Orleans, LA Clippers, Houston, Oklahoma City and Suns, averaging 20.7 points, 5.1 rebounds, 8.3 assists and 2.0 steals in 36.8 minutes per contest, shooting 47.9 FG%, 37.1 3P% and 85.3 FT%**
- + One of three players in playoff history (min. 40 games) with career averages of 20+ points and 8+ assists (Oscar Robertson, Isiah Thomas)
- + **Playing in his 23rd playoff series, advancing to the Conference Semis 6 times, Conference Finals twice and Finals once...** Has led his team to the playoffs in 13 of his 16 NBA seasons, including each of the past 11

MOST ASSISTS, NBA PLAYOFF HISTORY (bold are active)	
1. Magic Johnson	2,346
2. <b>LeBron James</b>	<b>1,919</b>
3. John Stockton	1,839
4. Jason Kidd	1,263
5. Tony Parker	1,143
6. <b>Rajon Rondo</b>	<b>1,136</b>
7. Larry Bird	1,062
8. Steve Nash	1,061
9. Scottie Pippen	1,048
10. Kobe Bryant	1,040
11. <b>CHRIS PAUL</b>	<b>1,033</b>
12. Michael Jordan	1,022
13. Dennis Johnson	1,006
14. Isiah Thomas	987
15. Jerry West	970
16. Bob Cousy	937
17. Kevin Johnson	935
18. Maurice Cheeks	922
19. Mark Jackson	905
20. Clyde Drexler	891

MOST STEALS, NBA PLAYOFF HISTORY (bold are active)	
1. <b>LeBron James</b>	<b>454</b>
2. Scottie Pippen	395
3. Michael Jordan	376
4. Magic Johnson	358
5. John Stockton	338
6. Kobe Bryant	310
7. Jason Kidd	302
8. Larry Bird	296
9. Maurice Cheeks	295
10. Manu Ginobili	292
11. Clyde Drexler	278
12. Robert Horry	276
13. Dwyane Wade	273
14. Derek Fisher	272
15. Karl Malone	258
16. <b>CHRIS PAUL</b>	<b>252</b>
17. Dennis Johnson	247
18. Hakeem Olajuwon	245
19. Julius Erving	235
20. Isiah Thomas	234

TRIPLE-DOUBLES (16 + 3 in Playoffs*)				
DATE	TEAM/OPP.	PTS	AST	REB
3/21/21	PHX vs. LAL	11	13	10
9/2/20*	OKC @ HOU	19	12	11
12/11/18	HOU vs. POR	11	10	11
12/18/17	HOU vs. UTA	18	10	10
11/29/16	LAC @ BKN	26	13	10
11/3/14	LAC vs. UTA	13	12	10
4/24/11*	NOH vs. LAL	27	15	13
12/29/09	NOH @ HOU	16	10	11
3/11/09	NOH @ WAS	30	13	10
1/26/09	NOH vs. PHI	27	15	10
1/14/09	NOH @ DAL	33	11	10
12/30/08	NOH vs. WAS	15	16	10
11/24/08	NOH @ LAC	14	17	10
11/22/08	NOH vs. OKC	29	16	10
4/29/08*	NOH vs. DAL	24	15	11
4/6/08	NOH vs. GSW	16	13	10
12/1/06	NOK vs. CHI	25	18	11
4/5/06	NOK vs. GSW	17	16	11
4/2/06	NOK @ TOR	24	12	12

MOST ASSISTS, NBA HISTORY (bold are active)	
1. John Stockton	15806
2. Jason Kidd	12091
3. Steve Nash	10335
4. Mark Jackson	10334
5. <b>CHRIS PAUL</b>	<b>10275</b>
6. Magic Johnson	10141

MOST STEALS, NBA HISTORY (bold are active)	
1. John Stockton	3265
2. Jason Kidd	2684
3. Michael Jordan	2514
4. Gary Payton	2445
5. <b>CHRIS PAUL</b>	<b>2332</b>
6. Maurice Cheeks	2310

DARIO ŠARIĆ (DAH-ree-oh SHAH-ritch)																	F/C   20		
HEIGHT: 6-10			WEIGHT: 225			AGE: 27 (Born 4/8/94)			FROM: Anadolu Efes/Croatia					5th NBA Season   2nd with Suns					
DRAFTED: 12th overall by Orlando in 2014									ACQUIRED BY SUNS: In trade from Minnesota on 7/6/19										
FINALS	MIN	FG	FGA	FG%	3P	3PA	3P%	FT	FTA	FT%	ORB	DRB	TRB	AST	PF	STL	TO	BLK	PTS
G1 vs. MIL	2	0	1	.000	0	0	-	0	0	-	1	0	1	0	0	0	0	0	0
G2 vs. MIL																			
G3 @ MIL																			
G4 @ MIL																			

**ŠARIĆ, \_\_\_\_\_,**

- + The runner-up for NBA Rookie of the Year in 2016-17 (Malcolm Brogdon)
- + An Olympian on Croatia's men's basketball team in 2016

**2020-21**

- + Appeared in 50 games (4 starts), averaging 8.7 points on 44.7 FG%, 34.8 3P% and 84.8 FT% plus 5.9 rebounds in 17.4 minutes
- + Had 20 games with 10+ points including 2 games with 20+ points
- + Scored season-high 21 points off the bench in win at L.A. Lakers on 3/2
- + Scored 20 off the bench in win vs. Atlanta on 3/30, shooting 7-8 FG and 3-3 3P
- + The Suns went 4-0 in his starts, including the final 3 games of the season in which he scored 10+ points in each
- + Posted a plus/minus of +191 in 46 appearances off the bench, the 5th-best total plus/minus off the bench of any player in the league
- + Scored 10+ points in a season-long 5 straight from 2/28 - 3/13

	PLAYOFF CAREER HIGHS	SEASON HIGHS		CAREER HIGHS
PTS	27, PHI @ BOS, 5/9/18	21 @ LAL, 3/2	PTS	32, PHI @ CHI, 3/24/17
FG	9, PHI vs. BOS, 5/7/18	7, 3x, last 3/30 vs. ATL	FG	12, PHI @ CHI, 3/24/17
FGA	20, PHI vs. MIA, 4/16/18	17 @ LAL, 3/2	FGA	20, 3x, last 3/19/17 vs. BOS
3P	4, 2x, last 4/19/18 @ MIA	3, 5x, last 3/31 vs. CHI	3P	5, 3x, last 4/7/19 vs. OKC
3PA	10, PHI vs. MIA, 4/16/18	6 @ DET, 1/8	3PA	11, PHI @ DET, 10/23/18
FT	8, PHI @ BOS, 5/9/18	7 @ SAS, 5/15	FT	9, PHI vs. GSW, 2/27/17
FTA	11, PHI @ BOS, 5/9/18	7 @ SAS, 5/15	FTA	10, 3x, last 3/13/18 vs. IND
REB	10, PHI @ BOS, 5/9/18	9 vs. POR, 2/22	REB	17, 2x, last 12/14/19 vs. SAS
AST	5, PHI vs. MIA, 4/24/18	4, 2x, last 5/16 @ SAS	AST	9, PHI vs. TOR, 12/21/17
STL	4, PHI vs. MIA, 4/16/18	4 vs. PHI, 2/13	STL	5, PHX @ GSW, 10/30/19
BLK	1, 5x, last 5/23/21 vs. LAL	1, 4x, last 5/2 @ OKC	BLK	3, 2x, last 11/15/17 @ LAL
MIN	40, PHI @ BOS, 5/9/18	31 vs. POR, 5/13	MIN	49, PHI vs. OKC, 12/15/17

**CAREER GAMES WITH...**

20+ Points:	42	Double-Double:	35
25+ Points:	11	10+ Rebounds:	41
30+ Points:	1	20+ Pts/10+ Rebs:	12

**CAREER**

- + Has appeared in 24 career playoff games (10 starts), with Philadelphia in 2018 and Suns in 2021, and holds career postseason averages of 9.8 points on 43.2 FG%, 40.0 3P%, 87.0 FT%, 4.5 rebounds and 2.0 assists
- + Has scored 25+ points in each of his last 2 playoff games entering the 2021 playoffs
- + Scored playoff career high 27 points on 8-14 FG, 3-3 3P and 8-11 FT plus 10 rebounds on 5/9/18 at Boston... Had 25 points and 8 rebounds in the prior game vs. Boston on 5/7/18

JALEN SMITH																	F/C   10		
HEIGHT: 6-10			WEIGHT: 215			AGE: 21 (Born 3/16/00)			FROM: Maryland/USA					1st NBA Season   1st with Suns					
DRAFTED: 10th overall by the Suns in 2020									ACQUIRED BY SUNS: 10th overall pick in 2020 NBA Draft										
FINALS	MIN	FG	FGA	FG%	3P	3PA	3P%	FT	FTA	FT%	ORB	DRB	TRB	AST	PF	STL	TO	BLK	PTS
G1 vs. MIL																			
G2 vs. MIL																			
G3 @ MIL																			
G4 @ MIL																			

**SMITH, \_\_\_\_\_,**

- + An athletic big who can block shots and stretch the floor with his outside shooting ability
- + A finalist for the Karl Malone Power Forward of the Year Award in 2019-20
- + Nicknamed "Stix"

**2020-21**

- + The No. 10 pick of the Suns in the 2020 NBA Draft, appeared in 27 games (1 start), totaling 53 points, 37 rebounds and 5 blocks in 156 minutes while shooting 44.0 FG% and 71.4 FT%
- + Made his NBA debut and scored his first career points in the season-opening win vs. Dallas on 12/23
- + Made his first career start in the season finale at San Antonio on 5/16 and recorded his first career double-double, posting his season/career highs of 11 points, 10 rebounds, 2 assists and 41 minutes, finishing multiple dunks in the second half
- + Assigned to the Agua Caliente Clippers of the NBA G League from 2/15 - 2/26, playing in the G League 'Bubble'
- + Played 6 games with Agua Caliente, averaging 8.3 points on 38.8 FG% and 4.7 rebounds in 16.3 minutes

	SEASON/CAREER HIGHS
PTS	11 @ SAS, 5/16
FG	5 @ SAS, 5/16
FGA	11 @ SAS, 5/16
3P	1, 4x, last 5/16 @ SAS
3PA	4 @ SAS, 5/16
FT	4 @ ATL, 5/5
FTA	4 @ ATL, 5/5
REB	10 @ SAS, 5/16
AST	2 @ SAS, 5/16
STL	1 vs. SAS, 4/17
BLK	1, 4x, last 5/16 @ SAS
MIN	41 @ SAS, 5/16

## PREVIOUS ROUND PLAYER GAME-BY-GAMES

### TY-SHON ALEXANDER

G | 0

WC1R	MIN	FG	FGA	FG%	3P	3PA	3P%	FT	FTA	FT%	ORB	DRB	TRB	AST	PF	STL	TO	BLK	PTS		
G1-5 vs. LAL																				DNP - CD	
G6 @ LAL																				INACTIVE - Non-COVID Illness	
WCSF	MIN	FG	FGA	FG%	3P	3PA	3P%	FT	FTA	FT%	ORB	DRB	TRB	AST	PF	STL	TO	BLK	PTS		
G1-4 vs. DEN																				DNP - CD	
WCF	MIN	FG	FGA	FG%	3P	3PA	3P%	FT	FTA	FT%	ORB	DRB	TRB	AST	PF	STL	TO	BLK	PTS		
G1-3 vs. LAC																				DNP - CD	
G4-5 @ LAC																				INACTIVE	
G6 @ LAC																				DNP - CD	

### DEANDRE AYTON

C | 22

WC1R	MIN	FG	FGA	FG%	3P	3PA	3P%	FT	FTA	FT%	ORB	DRB	TRB	AST	PF	STL	TO	BLK	PTS
G1 vs. LAL	37	10	11	.910	0	0	-	1	2	.500	8	8	16	0	3	0	1	1	21
G2 vs. LAL	42	11	13	.846	0	0	-	0	0	-	2	8	10	1	4	0	1	0	22
G3 @ LAL	41	11	15	.733	0	0	-	0	0	-	4	7	11	0	4	1	4	2	22
G4 @ LAL	38	6	8	.750	0	0	-	2	5	.400	2	15	17	0	4	2	0	1	14
G5 vs. LAL	27	2	3	.667	0	0	-	4	6	.667	2	5	7	2	2	0	0	0	8
G6 @ LAL	32	3	4	.750	0	0	-	2	2	1.00	0	3	3	1	1	0	0	0	8
WCSF	MIN	FG	FGA	FG%	3P	3PA	3P%	FT	FTA	FT%	ORB	DRB	TRB	AST	PF	STL	TO	BLK	PTS
G1 vs. DEN	36	9	13	.692	0	0	-	2	2	1.00	3	7	10	0	1	1	1	0	20
G2 vs. DEN	26	6	10	.600	0	0	-	3	4	.750	2	8	10	0	2	0	3	0	15
G3 @ DEN	37	4	8	.500	0	0	-	2	2	1.00	3	12	15	2	1	0	0	0	10
G4 @ DEN	34	6	10	.600	0	0	-	0	0	-	1	6	7	0	4	1	1	1	12
WCF	MIN	FG	FGA	FG%	3P	3PA	3P%	FT	FTA	FT%	ORB	DRB	TRB	AST	PF	STL	TO	BLK	PTS
G1 vs. LAC	37	10	14	.714	0	0	-	0	0	-	3	6	9	2	1	0	1	0	20
G2 vs. LAC	35	12	15	.800	0	0	-	0	1	.000	3	11	14	1	3	1	1	1	24
G3 @ LAC	36	9	13	.692	0	0	-	0	1	.000	4	5	9	0	2	1	0	2	18
G4 @ LAC	41	8	14	.571	0	0	-	3	3	1.00	9	13	22	3	4	1	3	4	19
G5 vs. LAC	37	5	9	.556	0	0	-	0	0	-	3	8	11	1	1	1	2	1	10
G6 @ LAC	40	8	10	.800	0	0	-	0	2	.000	5	12	17	1	3	0	2	2	16

### DEVIN BOOKER

G | 1

WC1R	MIN	FG	FGA	FG%	3P	3PA	3P%	FT	FTA	FT%	ORB	DRB	TRB	AST	PF	STL	TO	BLK	PTS
G1 vs. LAL	45	13	26	.500	3	7	.429	5	6	.833	1	6	7	8	4	1	6	0	34
G2 vs. LAL	40	7	17	.412	0	3	.000	17	17	1.00	0	1	1	3	3	0	4	0	31
G3 @ LAL	41	6	19	.316	1	4	.250	6	7	.857	1	3	4	6	6	0	4	0	19
G4 @ LAL	39	5	14	.357	1	5	.200	6	7	.857	2	5	7	5	3	1	5	0	17
G5 vs. LAL	33	13	23	.565	2	6	.333	2	2	1.00	0	7	7	5	3	1	1	0	30
G6 @ LAL	46	15	22	.682	8	10	.800	9	9	1.00	0	11	11	3	2	0	3	1	47
WCSF	MIN	FG	FGA	FG%	3P	3PA	3P%	FT	FTA	FT%	ORB	DRB	TRB	AST	PF	STL	TO	BLK	PTS
G1 vs. DEN	38	8	12	.667	1	4	.250	4	6	.667	0	4	4	8	3	1	5	0	21
G2 vs. DEN	33	6	14	.429	3	7	.429	3	3	1.00	0	10	10	2	1	1	2	0	18
G3 @ DEN	40	11	23	.478	2	7	.286	4	4	1.00	1	5	6	4	3	1	4	0	28
G4 @ DEN	42	11	25	.440	2	8	.250	10	11	.909	2	9	11	4	3	1	3	0	34
WCF	MIN	FG	FGA	FG%	3P	3PA	3P%	FT	FTA	FT%	ORB	DRB	TRB	AST	PF	STL	TO	BLK	PTS
G1 vs. LAC	44	15	29	.517	3	7	.429	7	7	1.00	1	12	13	11	3	0	2	0	40
G2 vs. LAC	41	5	16	.313	1	3	.333	9	9	1.00	0	4	4	5	5	0	8	0	20
G3 @ LAC	40	5	21	.238	1	7	.143	4	4	1.00	1	4	5	5	4	1	4	0	15
G4 @ LAC	38	8	22	.364	0	5	.000	9	11	.818	0	2	2	0	6	2	5	0	25
G5 vs. LAC	43	9	22	.409	4	6	.667	9	11	.818	0	4	4	3	2	2	3	0	31
G6 @ LAC	42	10	26	.385	1	7	.143	1	1	1.00	0	7	7	4	2	1	3	1	22



## MIKAL BRIDGES

F | 25

WC1R	MIN	FG	FGA	FG%	3P	3PA	3P%	FT	FTA	FT%	ORB	DRB	TRB	AST	PF	STL	TO	BLK	PTS
G1 vs. LAL	41	4	12	.333	2	5	.400	0	0	-	1	3	4	0	1	2	0	1	10
G2 vs. LAL	27	2	6	.333	2	4	.500	0	0	-	0	2	2	2	1	1	1	0	6
G3 @ LAL	34	2	5	.400	2	4	.500	0	0	-	0	3	3	1	1	0	0	1	6
G4 @ LAL	34	4	12	.333	3	8	.375	0	0	-	1	3	4	2	1	1	1	0	11
G5 vs. LAL	30	5	10	.500	3	7	.429	0	0	-	1	5	6	3	3	3	0	2	13
G6 @ LAL	35	4	10	.400	1	6	.167	1	1	1.00	2	4	6	1	2	2	0	1	10
WCSF	MIN	FG	FGA	FG%	3P	3PA	3P%	FT	FTA	FT%	ORB	DRB	TRB	AST	PF	STL	TO	BLK	PTS
G1 vs. DEN	34	8	12	.667	4	8	.500	3	3	1.00	1	4	5	5	1	2	1	1	23
G2 vs. DEN	29	5	12	.417	2	8	.250	4	4	1.00	1	1	2	0	2	0	0	0	16
G3 @ DEN	27	4	8	.500	1	3	.333	2	4	.500	0	2	2	0	2	3	2	1	11
G4 @ DEN	36	6	11	.545	0	2	.000	2	2	1.00	2	4	6	2	2	1	2	1	14
WCF	MIN	FG	FGA	FG%	3P	3PA	3P%	FT	FTA	FT%	ORB	DRB	TRB	AST	PF	STL	TO	BLK	PTS
G1 vs. LAC	36	6	11	.545	2	6	.333	0	0	-	0	1	1	2	2	1	0	2	14
G2 vs. LAC	35	2	7	.286	1	5	.200	0	0	-	1	4	5	1	2	0	1	0	5
G3 @ LAC	26	5	8	.625	2	5	.400	1	1	1.00	3	3	6	2	2	0	0	0	13
G4 @ LAC	39	3	6	.500	0	0	-	0	0	-	3	10	13	3	3	0	1	2	6
G5 vs. LAC	28	2	5	.400	1	2	.500	0	0	-	0	3	3	1	3	0	1	0	5
G6 @ LAC	24	4	6	.667	0	1	.000	1	1	1.00	0	1	1	4	3	0	0	0	9

## JEVON CARTER

G | 4

WC1R	MIN	FG	FGA	FG%	3P	3PA	3P%	FT	FTA	FT%	ORB	DRB	TRB	AST	PF	STL	TO	BLK	PTS	
G1-4 vs. LAL																				
G5 vs. LAL	8	0	3	.000	0	1	.000	0	2	.000	0	1	1	1	0	0	0	0	0	0
G6 @ LAL	1	0	0	-	0	0	-	0	0	-	0	0	0	0	0	0	0	0	0	0
WCSF	MIN	FG	FGA	FG%	3P	3PA	3P%	FT	FTA	FT%	ORB	DRB	TRB	AST	PF	STL	TO	BLK	PTS	
G1 vs. DEN	2	0	0	-	0	0	-	0	0	-	0	1	1	0	0	0	0	0	0	0
G2 vs. DEN	6	1	3	.333	0	1	.000	0	0	-	0	0	0	2	0	0	0	0	2	2
G3 @ DEN	1	1	1	1.00	0	0	-	0	0	-	0	0	0	0	0	0	0	0	2	2
G4 @ DEN																				
WCF	MIN	FG	FGA	FG%	3P	3PA	3P%	FT	FTA	FT%	ORB	DRB	TRB	AST	PF	STL	TO	BLK	PTS	
G1-2 vs. LAC																				
G3 @ LAC	2	0	0	-	0	0	-	0	0	-	0	0	0	1	0	0	0	0	0	0
G4-5 vs. LAC																				
G6 @ LAC	2	1	1	1.00	0	0	-	0	0	-	0	0	0	0	0	0	0	0	2	2

## TORREY CRAIG

F | 12

WC1R	MIN	FG	FGA	FG%	3P	3PA	3P%	FT	FTA	FT%	ORB	DRB	TRB	AST	PF	STL	TO	BLK	PTS	
G1 vs. LAL	3	0	0	-	0	0	-	0	0	-	0	0	0	0	0	0	0	0	0	0
G2 vs. LAL	5	1	2	.500	0	1	.000	0	0	-	0	1	1	0	0	0	0	0	2	2
G3 @ LAL	15	4	7	.571	3	5	.600	0	0	-	1	3	4	1	2	0	0	0	11	11
G4 @ LAL	11	2	4	.500	1	1	1.00	0	0	-	1	4	5	0	2	0	1	1	5	5
G5 vs. LAL	18	1	7	.143	0	4	.000	0	0	-	0	7	7	2	4	0	0	2	2	2
G6 @ LAL	11	1	3	.333	0	0	-	1	2	.500	2	2	4	0	1	0	3	0	3	3
WCSF	MIN	FG	FGA	FG%	3P	3PA	3P%	FT	FTA	FT%	ORB	DRB	TRB	AST	PF	STL	TO	BLK	PTS	
G1 vs. DEN	17	3	7	.429	2	5	.400	1	2	.500	2	6	8	0	1	0	0	2	9	9
G2 vs. DEN	15	4	8	.500	1	2	.500	1	1	1.00	2	2	4	3	1	0	0	1	10	10
G3 @ DEN	14	2	4	.500	1	2	.500	0	0	-	0	0	0	0	1	0	0	0	5	5
G4 @ DEN	10	1	2	.500	1	1	1.00	0	0	-	1	3	4	0	4	0	1	0	3	3
WCF	MIN	FG	FGA	FG%	3P	3PA	3P%	FT	FTA	FT%	ORB	DRB	TRB	AST	PF	STL	TO	BLK	PTS	
G1 vs. LAC	15	3	5	.600	2	2	1.00	0	0	-	2	4	6	1	2	0	0	0	8	8
G2 vs. LAC	11	0	1	.000	0	1	.000	0	0	-	0	0	0	0	2	0	0	0	0	0
G3 @ LAC	15	1	4	.250	0	1	.000	2	2	1.00	0	1	1	0	0	0	1	1	4	4
G4 @ LAC	0	0	0	-	0	0	-	0	0	-	0	0	0	0	1	0	0	0	0	0
G5 vs. LAC	11	2	3	.667	0	0	-	1	2	.500	2	1	3	0	2	0	1	0	5	5
G6 @ LAC	31	1	3	.333	1	2	.500	0	0	-	4	4	8	1	3	1	1	1	3	3

**JAЕ CROWDER**

F | 99

WC1R	MIN	FG	FGA	FG%	3P	3PA	3P%	FT	FTA	FT%	ORB	DRB	TRB	AST	PF	STL	TO	BLK	PTS
G1 vs. LAL	29	3	10	.300	0	7	.000	2	2	1.00	0	4	4	3	3	1	2	0	8
G2 vs. LAL	29	2	8	.250	1	6	.167	3	3	1.00	1	5	6	2	4	1	0	1	8
G3 @ LAL	31	2	9	.222	1	7	.143	4	5	.800	1	2	3	2	5	2	1	2	9
G4 @ LAL	35	6	12	.500	3	8	.375	2	3	.667	0	7	7	4	3	2	0	1	17
G5 vs. LAL	29	3	9	.333	3	9	.333	0	0	-	0	0	0	2	2	0	0	0	9
G6 @ LAL	37	6	9	.667	6	9	.667	0	0	-	1	7	8	0	3	1	1	2	18
WCSF	MIN	FG	FGA	FG%	3P	3PA	3P%	FT	FTA	FT%	ORB	DRB	TRB	AST	PF	STL	TO	BLK	PTS
G1 vs. DEN	31	5	13	.385	3	9	.333	1	1	1.00	0	5	5	1	2	0	0	0	14
G2 vs. DEN	25	4	5	.800	3	4	.750	0	0	-	0	5	5	0	1	1	0	1	11
G3 @ DEN	34	5	9	.556	4	6	.667	0	0	-	0	3	3	4	3	0	1	0	14
G4 @ DEN	39	2	4	.500	2	3	.667	3	3	1.00	0	10	10	1	1	0	4	4	9
WCF	MIN	FG	FGA	FG%	3P	3PA	3P%	FT	FTA	FT%	ORB	DRB	TRB	AST	PF	STL	TO	BLK	PTS
G1 vs. LAC	33	5	10	.500	3	7	.429	0	0	-	0	6	6	2	0	0	1	0	13
G2 vs. LAC	33	0	3	.000	0	3	.000	2	2	1.00	0	4	4	3	3	1	0	0	2
G3 @ LAC	29	3	7	.429	3	6	.500	0	0	-	0	6	6	0	6	0	1	0	9
G4 @ LAC	34	1	8	.125	1	6	.167	0	0	-	3	4	7	0	4	0	0	1	3
G5 vs. LAC	27	2	6	.333	0	4	.000	0	0	-	0	4	4	6	3	0	1	0	4
G6 @ LAC	33	6	11	.545	5	9	.556	2	2	1.00	0	5	5	1	4	0	0	0	19

**LANGSTON GALLOWAY**

G | 2

WC1R	MIN	FG	FGA	FG%	3P	3PA	3P%	FT	FTA	FT%	ORB	DRB	TRB	AST	PF	STL	TO	BLK	PTS	
G1-4 vs. LAL																				
G5 vs. LAL	9	1	5	.200	0	2	.000	0	1	.000	0	1	1	1	0	0	0	0	2	
G6 @ LAL																				
WCSF	MIN	FG	FGA	FG%	3P	3PA	3P%	FT	FTA	FT%	ORB	DRB	TRB	AST	PF	STL	TO	BLK	PTS	
G1 vs. DEN																				
G2 vs. DEN	6	0	2	.000	0	0	-	0	0	-	0	1	1	0	1	0	0	1	0	
G3-4 @ DEN																				
WCF	MIN	FG	FGA	FG%	3P	3PA	3P%	FT	FTA	FT%	ORB	DRB	TRB	AST	PF	STL	TO	BLK	PTS	
G1-6 vs. LAC																				

**CAM JOHNSON**

F | 23

WC1R	MIN	FG	FGA	FG%	3P	3PA	3P%	FT	FTA	FT%	ORB	DRB	TRB	AST	PF	STL	TO	BLK	PTS	
G1 vs. LAL	23	3	7	.429	2	5	.400	2	2	1.00	3	3	6	1	2	2	1	0	10	
G2 vs. LAL	27	2	4	.500	2	4	.500	0	0	-	0	3	3	1	1	0	0	0	6	
G3 @ LAL	17	1	6	.167	1	4	.250	3	3	1.00	0	2	2	1	1	0	1	0	6	
G4 @ LAL	20	2	6	.333	1	4	.250	0	0	-	0	2	2	0	1	1	1	0	5	
G5 vs. LAL	13	2	4	.500	1	2	.500	6	7	.857	0	3	3	0	0	1	1	0	11	
G6 @ LAL	20	2	3	.667	2	3	.667	4	4	1.00	2	2	4	2	2	2	1	0	10	
WCSF	MIN	FG	FGA	FG%	3P	3PA	3P%	FT	FTA	FT%	ORB	DRB	TRB	AST	PF	STL	TO	BLK	PTS	
G1 vs. DEN	14	0	2	.000	0	2	.000	2	2	1.00	0	1	1	1	0	1	0	0	2	
G2 vs. DEN	20	2	8	.250	2	5	.400	1	2	.500	0	3	3	0	0	1	0	0	7	
G3 @ DEN	21	1	1	1.00	1	1	1.00	0	0	-	0	1	1	3	0	1	1	1	3	
G4 @ DEN	13	2	4	.500	2	4	.500	1	2	.500	1	1	2	0	1	1	0	0	7	
WCF	MIN	FG	FGA	FG%	3P	3PA	3P%	FT	FTA	FT%	ORB	DRB	TRB	AST	PF	STL	TO	BLK	PTS	
G1 vs. LAC	24	5	8	.625	2	5	.400	0	0	-	1	3	4	0	1	2	0	0	12	
G2 vs. LAC	24	5	5	1.00	1	1	1.00	0	0	-	2	1	3	0	2	1	0	0	11	
G3 @ LAC	30	4	7	.571	2	5	.400	2	2	1.00	1	4	5	2	0	0	2	0	12	
G4 @ LAC	17	2	4	.500	1	3	.333	0	0	-	1	3	4	0	1	0	0	0	5	
G5 vs. LAC	23	5	6	.833	3	3	1.00	1	1	1.00	1	3	4	0	4	3	3	0	14	
G6 @ LAC																				

**FRANK KAMINSKY III**

F/C | 8

WC1R	MIN	FG	FGA	FG%	3P	3PA	3P%	FT	FTA	FT%	ORB	DRB	TRB	AST	PF	STL	TO	BLK	PTS	
G1-2 vs. LAL																				
G3 @ LAL	7	0	2	.000	0	0	-	0	0	-	0	0	0	1	2	0	1	1	0	
G4 @ LAL	7	0	2	.000	0	2	.000	0	0	-	0	0	0	0	3	1	1	0	0	
G5 vs. LAL	10	1	3	.333	0	0	-	1	1	1.00	0	3	3	4	2	0	0	0	3	
G6 @ LAL	7	1	2	.500	0	1	.000	0	0	-	0	3	3	4	1	0	1	2	2	
WCSF	MIN	FG	FGA	FG%	3P	3PA	3P%	FT	FTA	FT%	ORB	DRB	TRB	AST	PF	STL	TO	BLK	PTS	
G1 vs. DEN																				
G2 vs. DEN	6	2	3	.667	1	1	1.00	0	0	-	0	2	2	2	0	0	0	0	5	
G3 @ DEN	1	0	1	.000	0	1	.000	0	0	-	0	0	0	0	0	0	0	0	0	
G4 @ DEN																				
WCF	MIN	FG	FGA	FG%	3P	3PA	3P%	FT	FTA	FT%	ORB	DRB	TRB	AST	PF	STL	TO	BLK	PTS	
G1-6 vs. LAC																				

E'TWAUN MOORE																			G   55
WC1R	MIN	FG	FGA	FG%	3P	3PA	3P%	FT	FTA	FT%	ORB	DRB	TRB	AST	PF	STL	TO	BLK	PTS
G1 vs. LAL	2	0	0	-	0	0	-	0	0	-	0	1	1	2	0	0	0	0	0
G2-4 vs. LAL	DNP - CD																		
G5 vs. LAL	9	2	3	.667	0	1	.000	0	0	-	0	1	1	0	2	0	0	0	4
G6 @ LAL	DNP - CD																		
WCSF	MIN	FG	FGA	FG%	3P	3PA	3P%	FT	FTA	FT%	ORB	DRB	TRB	AST	PF	STL	TO	BLK	PTS
G1 vs. DEN	DNP - CD																		
G2 vs. DEN	6	3	6	.500	1	2	.500	0	0	-	0	1	1	1	0	0	1	0	7
G3-4 @ DEN	DNP - CD																		
WCF	MIN	FG	FGA	FG%	3P	3PA	3P%	FT	FTA	FT%	ORB	DRB	TRB	AST	PF	STL	TO	BLK	PTS
G1 vs. LAC	11	0	1	.000	0	1	.000	0	0	-	0	0	0	2	1	1	1	0	0
G2 vs. LAC	11	1	2	.500	0	1	.000	0	0	-	0	5	5	3	0	0	0	0	2
G3 @ LAC	5	1	5	.200	0	0	-	0	0	-	0	1	1	1	0	0	0	0	2
G4-5 vs. LAC	DNP - CD																		
G6 @ LAC	2	1	1	1.00	0	0	-	0	0	-	0	1	1	0	0	0	1	0	2
ABDEL NADER																			F   11
WC1R	MIN	FG	FGA	FG%	3P	3PA	3P%	FT	FTA	FT%	ORB	DRB	TRB	AST	PF	STL	TO	BLK	PTS
G1-6 vs. LAL	INACTIVE - Right Knee Rehab																		
WCSF	MIN	FG	FGA	FG%	3P	3PA	3P%	FT	FTA	FT%	ORB	DRB	TRB	AST	PF	STL	TO	BLK	PTS
G1-4 vs. DEN	INACTIVE - Right Knee Rehab																		
WCF	MIN	FG	FGA	FG%	3P	3PA	3P%	FT	FTA	FT%	ORB	DRB	TRB	AST	PF	STL	TO	BLK	PTS
G1-3 vs. LAC	INACTIVE - Right Knee Rehab																		
G4 @ LAC	5	0	1	.000	0	0	-	0	0	-	0	2	2	0	2	0	0	0	0
G5 vs. LAC	9	2	4	.500	0	1	.000	0	0	-	0	2	2	0	0	0	0	0	4
G6 @ LAC	6	0	0	-	0	0	-	0	0	-	0	1	1	0	0	0	0	0	0
CHRIS PAUL																			G   3
WC1R	MIN	FG	FGA	FG%	3P	3PA	3P%	FT	FTA	FT%	ORB	DRB	TRB	AST	PF	STL	TO	BLK	PTS
G1 vs. LAL	36	3	8	.375	1	1	1.00	0	0	-	1	3	4	8	3	1	1	1	7
G2 vs. LAL	23	2	5	.400	0	0	-	2	4	.500	0	3	3	5	2	0	3	0	6
G3 @ LAL	27	3	8	.375	0	0	-	1	2	.500	0	5	5	6	2	1	2	0	7
G4 @ LAL	32	7	15	.467	0	3	.000	4	4	1.00	1	2	3	9	1	3	0	0	18
G5 vs. LAL	23	3	9	.333	1	3	.333	2	2	1.00	0	4	4	6	0	1	2	0	9
G6 @ LAL	29	4	12	.333	0	3	.000	0	0	-	0	2	2	12	4	0	1	0	8
WCSF	MIN	FG	FGA	FG%	3P	3PA	3P%	FT	FTA	FT%	ORB	DRB	TRB	AST	PF	STL	TO	BLK	PTS
G1 vs. DEN	36	8	14	.571	2	3	.667	3	3	1.00	1	5	6	11	2	1	1	0	21
G2 vs. DEN	31	6	10	.600	2	2	1.00	3	3	1.00	1	4	5	15	2	0	0	1	17
G3 @ DEN	37	9	16	.563	2	3	.667	7	7	1.00	0	6	6	8	0	3	2	0	27
G4 @ DEN	40	14	19	.737	0	0	-	9	9	1.00	0	3	3	7	2	2	2	0	37
WCF	MIN	FG	FGA	FG%	3P	3PA	3P%	FT	FTA	FT%	ORB	DRB	TRB	AST	PF	STL	TO	BLK	PTS
G1 vs. LAC	INACTIVE - Health and Safety Protocols																		
G2 vs. LAC	INACTIVE - Health and Safety Protocols																		
G3 @ LAC	39	5	19	.263	2	7	.286	3	3	1.00	0	2	2	12	3	3	2	0	15
G4 @ LAC	38	6	22	.273	0	3	.000	6	7	.857	0	4	4	7	4	1	4	0	18
G5 vs. LAC	36	8	19	.421	0	6	.000	6	6	1.00	0	3	3	8	2	0	2	0	22
G6 @ LAC	35	16	24	.667	7	8	.875	2	3	.667	1	3	4	8	2	3	0	0	41

**CAMERON PAYNE**

G | 15

WC1R	MIN	FG	FGA	FG%	3P	3PA	3P%	FT	FTA	FT%	ORB	DRB	TRB	AST	PF	STL	TO	BLK	PTS
G1 vs. LAL	13	2	8	.250	1	3	.333	0	0	-	0	3	3	1	1	0	1	0	5
G2 vs. LAL	33	6	15	.400	3	7	.429	4	4	1.00	0	3	3	7	6	1	2	2	19
G3 @ LAL	27	6	11	.545	3	5	.600	0	0	-	1	2	3	6	1	4	4	0	15
G4 @ LAL	25	5	12	.417	1	4	.250	2	2	1.00	2	2	4	4	2	1	1	1	13
G5 vs. LAL	19	7	11	.636	2	4	.500	0	0	-	0	4	4	1	3	1	0	0	16
G6 @ LAL	23	1	8	.125	1	3	.333	4	4	1.00	1	0	1	1	1	0	2	3	7
WCSF	MIN	FG	FGA	FG%	3P	3PA	3P%	FT	FTA	FT%	ORB	DRB	TRB	AST	PF	STL	TO	BLK	PTS
G1 vs. DEN	20	3	8	.375	1	3	.333	0	0	-	0	2	2	3	1	1	1	1	7
G2 vs. DEN	15	3	5	.600	1	3	.333	0	0	-	0	3	3	1	5	0	1	0	7
G3 @ DEN	17	4	7	.571	1	2	.500	0	0	-	0	1	1	3	1	2	2	0	9
G4 @ DEN	13	1	6	.167	0	2	.000	2	2	1.00	0	4	4	2	2	0	1	0	4
WCF	MIN	FG	FGA	FG%	3P	3PA	3P%	FT	FTA	FT%	ORB	DRB	TRB	AST	PF	STL	TO	BLK	PTS
G1 vs. LAC	29	5	10	.500	1	4	.250	0	0	-	0	3	3	9	5	1	1	1	11
G2 vs. LAC	37	12	24	.500	2	8	.250	3	4	.750	0	1	1	9	1	2	0	2	29
G3 @ LAC	4	1	4	.250	0	1	.000	0	0	-	0	0	0	1	0	0	0	0	2
G4 @ LAC	20	2	8	.250	1	2	.500	0	0	-	0	2	2	3	1	0	1	1	5
G5 vs. LAC	13	2	6	.333	1	2	.500	0	0	-	0	3	3	2	1	0	1	1	5
G6 @ LAC	16	3	9	.333	1	2	.500	0	0	-	0	3	3	7	2	0	1	0	7

**DARIO ŠARIĆ**

F/C | 20

WC1R	MIN	FG	FGA	FG%	3P	3PA	3P%	FT	FTA	FT%	ORB	DRB	TRB	AST	PF	STL	TO	BLK	PTS
G1 vs. LAL	11	2	4	.500	0	0	-	0	0	-	2	0	2	1	3	0	2	1	4
G2 vs. LAL	15	0	1	.000	0	1	.000	2	2	1.00	1	1	2	0	2	1	2	0	2
G3-4 @ LAL	DNP - CD																		
G5 vs. LAL	7	2	3	.667	1	2	.500	0	0	-	0	1	1	2	1	0	0	0	5
G6 @ LAL	DNP - CD																		
WCSF	MIN	FG	FGA	FG%	3P	3PA	3P%	FT	FTA	FT%	ORB	DRB	TRB	AST	PF	STL	TO	BLK	PTS
G1 vs. DEN	9	2	4	.500	0	0	-	1	1	1.00	0	2	2	0	1	1	0	0	5
G2 vs. DEN	16	3	6	.500	2	3	.667	0	0	-	0	4	4	1	1	0	0	0	8
G3 @ DEN	10	2	3	.667	0	1	.000	3	3	1.00	0	4	4	2	2	0	0	0	7
G4 @ DEN	14	1	4	.250	1	2	.500	2	2	1.00	0	1	1	2	2	0	0	0	5
WCF	MIN	FG	FGA	FG%	3P	3PA	3P%	FT	FTA	FT%	ORB	DRB	TRB	AST	PF	STL	TO	BLK	PTS
G1 vs. LAC	11	0	1	.000	0	0	-	2	2	1.00	0	1	1	2	1	0	1	0	2
G2 vs. LAC	13	4	9	.444	1	4	.250	2	2	1.00	1	2	3	2	2	0	0	0	11
G3 @ LAC	12	1	2	.500	0	0	-	0	0	-	2	5	7	0	2	0	0	0	2
G4 @ LAC	7	1	1	1.00	1	1	1.00	0	0	-	1	2	3	0	1	0	0	0	3
G5 vs. LAC	11	1	4	.250	0	2	.000	0	0	-	1	3	4	1	1	0	0	0	2
G6 @ LAC	8	2	2	1.00	2	2	1.00	1	2	.500	0	0	0	1	2	0	1	0	7

**JALEN SMITH**

F/C | 10

WC1R	MIN	FG	FGA	FG%	3P	3PA	3P%	FT	FTA	FT%	ORB	DRB	TRB	AST	PF	STL	TO	BLK	PTS
G1-4 vs. LAL	DNP - CD																		
G5 vs. LAL	4	1	1	1.00	1	1	1.00	0	0	-	0	2	2	0	0	0	0	0	3
G6 @ LAL	DNP - CD																		
WCSF	MIN	FG	FGA	FG%	3P	3PA	3P%	FT	FTA	FT%	ORB	DRB	TRB	AST	PF	STL	TO	BLK	PTS
G1 vs. DEN	2	0	0	-	0	0	-	0	0	-	0	0	0	1	0	0	1	0	0
G2 vs. DEN	6	0	2	.000	0	0	-	0	0	-	2	0	2	0	2	0	0	0	0
G3-4 @ DEN	DNP - CD																		
WCF	MIN	FG	FGA	FG%	3P	3PA	3P%	FT	FTA	FT%	ORB	DRB	TRB	AST	PF	STL	TO	BLK	PTS
G1-2 vs. LAC	DNP - CD																		
G3 @ LAC	2	0	0	-	0	0	-	0	0	-	0	1	1	0	0	0	0	0	0
G4 @ LAC	DNP - CD																		
G5 vs. LAC	1	0	0	-	0	0	-	0	0	-	0	0	0	0	0	0	0	0	0
G6 @ LAC	2	1	1	1.00	0	0	-	0	0	-	0	0	0	0	0	0	0	0	2



## 2021 PLAYOFF RECORD BREAKDOWN

	OVERALL	HOME	ROAD	OVERTIME
<b>OVERALL</b>	<b>13-4</b>	<b>7-2</b>	<b>6-2</b>	-
Atlantic	-	-	-	-
Central	1-0	1-0	-	-
Southeast	-	-	-	-
<b>EASTERN</b>	<b>1-0</b>	<b>1-0</b>	-	-
Southwest	-	-	-	-
Northwest	4-0	2-0	2-0	-
Pacific	8-4	4-2	4-2	-
<b>WESTERN</b>	<b>12-4</b>	<b>6-2</b>	<b>6-2</b>	-

SUNS ACTIVE STREAKS		LONGEST STREAK 2021
<b>OVERALL</b>	<b>WON 2</b>	<b>WON 9   LOST 2</b>
Last Win	7/6 vs. Milwaukee, 118-105	
Last Loss	6/28 vs. LA Clippers, 102-116	
<b>HOME</b>	<b>WON 1</b>	<b>WON 5   LOST 1</b>
Last Win	7/6 vs. Milwaukee, 118-105	
Last Loss	6/28 vs. LA Clippers, 102-116	
<b>ROAD</b>	<b>WON 2</b>	<b>WON 4   LOST 1</b>
Last Win	6/30 at LA Clippers, 130-103	
Last Loss	6/24 at LA Clippers, 92-106	

MARGINS	1	2	3	4	5	6	7	8	9	10	11	12	13	14	15	16	17	18	19	20	21	22	23	24	>25
<b>WON BY</b>	1			1		1	1	1	1				2	1			1								3
<b>LOST BY</b>							1							3											

<b>LARGEST MARGIN OF VICTORY</b>	30, 6/1 vs. L.A. Lakers	<b>LARGEST MARGIN OF DEFEAT</b>	14, 3x, last 6/28 vs. LA Clippers
<b>LARGEST LEAD</b>	36, 6/1 vs. L.A. Lakers	<b>LARGEST DEFICIT</b>	21, 5/27 at L.A. Lakers
<b>LARGEST COMEBACK TO WIN</b>	11, 5/30 at L.A. Lakers	<b>LARGEST BLOWN LEAD IN A LOSS</b>	6, 6/24 at LA Clippers

<b>PRESEASON</b>	0-4
<b>DECEMBER</b>	4-1
<b>JANUARY</b>	6-7
<b>FEBRUARY</b>	12-3
<b>MARCH</b>	11-3
<b>APRIL</b>	12-4
<b>MAY</b>	6-3
<b>PLAYOFFS</b>	13-4

<b>END OF LAST SEASON</b>	34-39
<b>END OF THIS SEASON</b>	51-21
<b>DIFFERENCE</b>	+17 wins

	OFFENSE	DEFENSE
100+	11-2	8-4
<100	2-2	5-0

	vs. OPPONENTS
500 OR ABOVE	13-4
SUB-500	-

### SUNS 2021 PLAYOFF RECORD WHEN...

	HOME	ROAD	OVERALL		HOME	ROAD	OVERALL
Lead at end of 1st quarter	5-0	5-1	10-1	Suns score less than 80 points	-	-	-
Trail at end of 1st quarter	0-2	1-1	1-3	Suns score 80-89 points	-	1-0	1-0
Tied at end of 1st quarter	2-0	-	2-0	Suns score 90-99 points	1-0	0-2	1-2
Lead at end of 2nd quarter	6-0	6-1	12-1	Suns score 100-109 points	1-2	1-0	2-2
Trail at end of 2nd quarter	1-2	0-1	1-3	Suns score 110-119 points	2-0	2-0	4-0
Tied at end of 2nd quarter	-	-	-	Suns score 120+ points	3-0	2-0	5-0
Lead at end of 3rd quarter	6-0	6-0	12-0	Opponents score less than 80 points	-	-	-
Trail at end of 3rd quarter	0-2	0-2	0-4	Opponents score 80-89 points	1-0	1-0	2-0
Tied at end of 3rd quarter	1-0	-	1-0	Opponents score 90-99 points	2-0	1-0	3-0
Shoot higher FG% than opponent	7-1	6-0	13-1	Opponents score 100-109 points	3-1	3-2	6-3
Shoot lower FG% than opponent	0-1	0-2	0-3	Opponents score 110-119 points	1-1	1-0	2-1
Shoot 50% FG or higher	3-0	4-0	7-0	Opponents score 120+ points	-	-	-
Shoot lower than 50% FG	4-2	2-2	6-4	7 or more Suns score 10+ points	-	-	-
Make more 3-PT FG than opponent	3-0	2-1	5-1	6 Suns score 10+ points	3-0	1-0	4-0
Make fewer 3-PT FG than opponent	4-2	4-1	8-3	5 Suns score 10+ points	2-0	1-1	3-1
Attempt more FT than opponent	2-1	3-0	5-1	Outscore opponents bench	0-2	0-2	0-4
Attempt fewer FT than opponent	4-1	2-2	6-3	Outscored by opponents bench	6-0	6-0	12-0
Outrebound opponent	4-0	4-0	8-0	Play on TNT	3-1	2-1	5-2
Outrebounded by opponent	2-1	2-2	4-3	Play on ESPN	1-1	3-1	4-2
Commit more turnovers than opponent	1-2	3-0	4-2	Play on ABC	3-0	1-0	4-0
Commit fewer turnovers than opponent	6-0	2-2	8-2				



White Association Edition uniform		
HOME	ROAD	OVERALL
-	1-0	1-0

Purple Icon Edition uniform		
HOME	ROAD	OVERALL
-	1-1	1-1

Orange Statement Edition uniform		
HOME	ROAD	OVERALL
-	4-1	4-1

'The Valley' City Edition uniform		
HOME	ROAD	OVERALL
7-2	-	7-2

**PLAYOFF STARTING LINEUPS | TOTAL: 2**

STARTING FIVE	NO. OF GAMES (DATES)	RECORD
Bridges, Crowder, Ayton, Booker, Paul	15 (5/23-6/13, 6/24-7/6)	11-4
Bridges, Crowder, Ayton, Booker, Payne	2 (6/20-6/22)	2-0

**PLAYOFF GAMES MISSED DUE TO INJURY/ILLNESS/SUSPENSION/OTHER | TOTAL: 17; DUE TO INJURY/ILLNESS: 15**

PLAYER	REASON	GAMES MISSED (RECORD)	DATE(S)
Ty-Shon Alexander	Non-COVID Illness	1 (1-0)	6/3
Cam Johnson	Non-COVID Illness	1 (1-0)	6/30
Abdel Nader	Right Knee Arthroscopy	13 (10-3)	5/23-6/24
Chris Paul	Health and Safety Protocols	2 (2-0)	6/20-6/22

**PLAYOFF TECHNICALS/FLAGRANTS | TECHNICALS: 18; FLAGRANTS: 2**

TECHNICAL FOULS		FLAGRANT FOULS	
Player	Technicals	Player	Flagrants (No., Total Points)
Devin Booker	5	Devin Booker	1, 2
Jae Crowder	5	Jae Crowder	1, 1
Cameron Payne	4		
Chris Paul	2		
Deandre Ayton	1		
Torrey Craig	1		

**SUNS PLAYOFF COACH'S CHALLENGES**

CHALLENGES MADE	SUCCESSFUL CHALLENGES	COACH'S CHALLENGE SUCCESS RATE
3	0	0.0%
CURRENT STREAK: 3 Unsuccessful		LAST CHALLENGE: 6/30 at LA Clippers

### SUNS BOX SCORE BREAKDOWN

PLAYER	POINTS				REBOUNDS		ASSISTS			LED SUNS IN... (includes shared leads)					
	10+	20+	30+	40+	10+	15+	10+	15+	Dbl-Dbl	Trp-Dbl	Pts	Rebs	Asts	Stls	Bks
ALEXANDER															
AYTON	15	7			12	6			12		2	14			7
BOOKER	17	13	7	2	4		1		4	1	9	5	3	3	
BRIDGES	11	1			1						1			6	4
CARTER															
CRAIG	2											1			4
CROWDER	7				1									2	5
GALLOWAY															1
JOHNSON	8													5	1
KAMINSKY															
MOORE															
NADER															
PAUL	10	6	3	1			4	1	3		4		14	5	2
PAYNE	7	1									1		3	3	5
ŠARIĆ	1													1	1
SMITH															

### 2021 INDIVIDUAL PLAYOFF HIGHS

CATEGORY	SUNS		OPPONENTS	
POINTS	47	Devin Booker, 6/3 at L.A. Lakers	41	Paul George, 6/28 vs. LA Clippers
PTS (QUARTER)	22	Devin Booker (1Q), 6/3 at L.A. Lakers	20	Paul George (3Q), 6/28 vs. LA Clippers
PTS (HALF)	33	Devin Booker (1H), 6/3 at L.A. Lakers	30	Paul George (2H), 6/28 vs. LA Clippers
MINUTES	45:59	Devin Booker, 6/3 at L.A. Lakers	44:33	Khris Middleton, 7/6 vs. Milwaukee
FIELD GOALS MADE	16	Chris Paul, 6/30 at LA Clippers	15	Paul George, 6/28 vs. LA Clippers
FIELD GOALS ATTEMPTED	29	Devin Booker, 6/20 vs. LA Clippers	29	Nikola Jokic, 6/11 at Denver
3-PT FGs MADE	8	Devin Booker, 6/3 at L.A. Lakers	7	Paul George, 6/20 vs. LA Clippers
3-PT FGs ATTEMPTED	10	Devin Booker, 6/3 at L.A. Lakers	15	Paul George, 6/20 vs. LA Clippers
FREE THROWS MADE	17	Devin Booker, 5/25 vs. L.A. Lakers	18	Anthony Davis, 5/25 vs. L.A. Lakers
FREE THROWS ATTEMPTED	17	Devin Booker, 5/25 vs. L.A. Lakers	21	Anthony Davis, 5/25 vs. L.A. Lakers
OFFENSIVE REBOUNDS	9	Deandre Ayton, 6/26 at LA Clippers	10	Nikola Jokic, 6/11 at Denver
DEFENSIVE REBOUNDS	17	Deandre Ayton, 7/6 vs. Milwaukee	16	Paul George, 6/26 at LA Clippers
TOTAL REBOUNDS	22	Deandre Ayton, 6/26 at LA Clippers	20	Nikola Jokic, 6/11 at Denver
ASSISTS	15	Chris Paul, 6/9 vs. Denver	10	LeBron James, 5/23 vs. L.A. Lakers Nikola Jokic, 6/11 at Denver
STEALS	4	Cameron Payne, 5/27 at L.A. Lakers	3	LeBron James, 5/23 vs. L.A. Lakers Aaron Gordon, 6/7 vs. Denver Michael Porter Jr., 6/13 at Denver Paul George, 6/28 vs. LA Clippers
BLOCKS	4	Jae Crowder, 6/13 at Denver Deandre Ayton, 6/26 at LA Clippers	3	Anthony Davis, 5/23 vs. L.A. Lakers; 5/25 vs. L.A. Lakers Marc Gasol, 5/30 at L.A. Lakers Nikola Jokic, 6/7 vs. Denver
TURNOVERS	8	Devin Booker, 6/22 vs. LA Clippers	7	LeBron James, 5/27 at L.A. Lakers

### 2021 SUNS PLAYOFF HIGHS & LOWS

CATEGORY	HIGHS		LOWS	
TOTAL POINTS (NON OT)	130	6/30 at LA Clippers	84	6/26 at LA Clippers
TOTAL POINTS (OT)	-		-	
PTS, 1st QUARTER	37	6/11 at Denver	21	6/20 vs. LA Clippers, 6/24 at LA Clippers
PTS, 2nd QUARTER	36	6/20 vs. LA Clippers	12	5/27 at L.A. Lakers
PTS, 3rd QUARTER	36	6/20 vs. LA Clippers	19	6/26 at LA Clippers
PTS, 4th QUARTER	37	6/9 vs. Denver	15	6/26 at LA Clippers
PTS, 1st HALF	66	6/1 vs. L.A. Lakers, 6/30 at LA Clippers	40	5/27 at L.A. Lakers
PTS, 2nd HALF	71	6/9 vs. Denver	34	6/26 at LA Clippers
PTS, OVERTIME PERIOD	-		-	
FIELD GOALS MADE	53	6/30 at LA Clippers	31	6/26 at LA Clippers
FIELD GOALS ATTEMPTED	94	3x, last 6/30 at LA Clippers	71	5/25 vs. L.A. Lakers
FIELD GOAL PERCENTAGE	.564	6/30 at LA Clippers	.360	6/26 at LA Clippers
3-PT FGs MADE	18	6/3 at L.A. Lakers, 6/9 vs. Denver	4	6/26 at LA Clippers
3-PT FGs ATTEMPTED	42	6/1 vs. L.A. Lakers	20	6/26 at LA Clippers
3-PT FG PERCENTAGE	.548	6/30 at LA Clippers	.200	6/26 at LA Clippers
FREE THROWS MADE	29	6/13 at Denver	7	6/30 at LA Clippers
FREE THROWS ATTEMPTED	31	6/13 at Denver	9	6/20 vs. LA Clippers
FREE THROW PERCENTAGE	1.000	6/20 vs. LA Clippers	.636	6/30 at LA Clippers
OFFENSIVE REBOUNDS	17	6/26 at LA Clippers	3	6/1 vs. L.A. Lakers
DEFENSIVE REBOUNDS	44	6/1 vs. L.A. Lakers, 6/9 vs. Denver	27	5/25 vs. L.A. Lakers, 5/27 at L.A. Lakers
TOTAL REBOUNDS	59	6/26 at LA Clippers	31	5/25 vs. L.A. Lakers
ASSISTS	31	6/20 vs. LA Clippers	16	6/26 at LA Clippers
STEALS	12	5/30 at L.A. Lakers	3	6/9 vs. Denver
BLOCKS	9	6/3 at L.A. Lakers	1	7/6 vs. Milwaukee
TURNOVERS	18	5/27 at L.A. Lakers	4	6/1 vs. L.A. Lakers
PERSONAL FOULS	27	6/26 at LA Clippers	12	6/7 vs. Denver
POINTS IN THE PAINT	60	6/22 vs. LA Clippers	26	6/3 at L.A. Lakers
SECOND CHANCE POINTS	21	5/23 vs. L.A. Lakers	4	6/28 vs. LA Clippers
FAST BREAK POINTS	20	7/6 vs. Milwaukee	2	6/22 vs. LA Clippers
POINTS OFF TURNOVERS	24	5/27 at L.A. Lakers	5	5/25 vs. L.A. Lakers

### 2021 SUNS OPPONENTS PLAYOFF HIGHS & LOWS

CATEGORY	HIGHS		LOWS	
TOTAL POINTS (NON OT)	118	6/13 at Denver	80	6/26 at LA Clippers
TOTAL POINTS (OT)	-		-	
PTS, 1st QUARTER	36	6/28 vs. LA Clippers	14	6/3 at L.A. Lakers
PTS, 2nd QUARTER	33	6/13 at Denver, 6/20 vs. LA Clippers	10	6/1 vs. L.A. Lakers
PTS, 3rd QUARTER	39	6/20 vs. LA Clippers	15	5/30 at L.A. Lakers
PTS, 4th QUARTER	35	6/13 at Denver	14	6/26 at LA Clippers
PTS, 1st HALF	59	6/28 vs. LA Clippers	36	6/1 vs. L.A. Lakers, 6/26 at LA Clippers
PTS, 2nd HALF	66	5/27 at L.A. Lakers	42	5/30 at L.A. Lakers
PTS, OVERTIME PERIOD	-		-	
FIELD GOALS MADE	46	6/28 vs. LA Clippers	27	6/26 at LA Clippers
FIELD GOALS ATTEMPTED	98	6/13 at Denver	76	5/23 vs. L.A. Lakers
FIELD GOAL PERCENTAGE	.548	6/28 vs. LA Clippers	.325	6/26 at LA Clippers
3-PT FGs MADE	20	6/20 vs. LA Clippers	5	6/26 at LA Clippers
3-PT FGs ATTEMPTED	47	6/20 vs. LA Clippers	26	5/23 vs. L.A. Lakers
3-PT FG PERCENTAGE	.444	7/6 vs. Milwaukee	.161	6/26 at LA Clippers
FREE THROWS MADE	27	5/25 vs. L.A. Lakers	5	6/7 vs. Denver
FREE THROWS ATTEMPTED	32	6/26 at LA Clippers, 6/30 at LA Clippers	6	6/7 vs. Denver
FREE THROW PERCENTAGE	.933	6/28 vs. LA Clippers	.562	7/6 vs. Milwaukee
OFFENSIVE REBOUNDS	18	6/11 at Denver	3	6/28 vs. LA Clippers
DEFENSIVE REBOUNDS	41	3x, last 6/24 at LA Clippers	23	5/23 vs. L.A. Lakers
TOTAL REBOUNDS	51	4x, last 6/26 at LA Clippers	32	6/30 at LA Clippers
ASSISTS	26	6/7 vs. Denver	13	6/26 at LA Clippers
STEALS	10	3x, last 6/7 vs. Denver	3	3x, last 6/22 vs. LA Clippers
BLOCKS	6	5/25 vs. L.A. Lakers, 6/9 vs. Denver	1	6/1 vs. L.A. Lakers
TURNOVERS	20	5/27 at L.A. Lakers	7	6/3 at L.A. Lakers
PERSONAL FOULS	25	6/1 vs. L.A. Lakers	11	6/30 at LA Clippers
POINTS IN THE PAINT	58	5/27 at L.A. Lakers, 6/28 vs. LA Clippers	30	6/22 vs. LA Clippers
SECOND CHANCE POINTS	27	6/3 at L.A. Lakers	2	6/28 vs. LA Clippers
FAST BREAK POINTS	20	6/13 at Denver	2	6/11 at Denver
POINTS OFF TURNOVERS	23	6/28 vs. LA Clippers	2	6/1 vs. L.A. Lakers



## 2021 SUNS PLAYOFF GAME-BY-GAME

G	Date	Opp.	Score	W/L	Rec.	Att.	1st	2nd	3rd	4th	OT	2OT	PHX Hi Pts	PHX Hi Reb	PHX Hi Ast	Opp. Hi Pts	Opp. Hi Reb
1	5/23	LAL	99-90	W	1-0	11,824*	32-25	21-20	28-23	18-22	-	-	Booker-34	Ayton-16	DB/CP3-8	James-18	Drummond-9
2	5/25	LAL	102-109	L	1-1	11,919*	24-30	23-23	25-26	30-30	-	-	Booker-31	Ayton-10	Payne-7	Davis-34	Drummond-12
3	5/27	@LAL	95-109	L	1-2	7,825	28-27	12-16	23-33	32-33	-	-	Ayton-22	Ayton-11	DB/CP3/CPa-6	Davis-34	ADa/ADr-11
4	5/30	@LAL	100-92	W	2-2	8,025	23-24	31-26	27-15	19-27	-	-	Paul-18	Ayton-17	Paul-9	James-25	James-12
5	6/1	LAL	115-85	W	3-2	16,163*	34-26	32-10	26-27	23-22	-	-	Booker-30	DA/DB/TC-7	Paul-6	James-24	Drummond-13
6	6/3	@LAL	113-100	W	4-2	8,550	36-14	26-27	27-35	24-24	-	-	Booker-47	Booker-11	Paul-12	James-29	James-9
1	6/7	DEN	122-105	W	1-0	16,219*	28-28	29-30	31-21	34-26	-	-	Bridges-23	Ayton-10	Paul-11	Jokic-22	Green-11
2	6/9	DEN	123-98	W	2-0	16,529*	25-21	27-21	34-25	37-31	-	-	Booker-18	DA/DB-10	Paul-15	Jokic-24	Jokic-13
3	6/11	@DEN	116-102	W	3-0	18,277	37-27	22-28	31-21	26-26	-	-	Booker-28	Ayton-15	Paul-8	Jokic-32	Jokic-20
4	6/13	@DEN	125-118	W	4-0	18,290	28-22	35-33	33-28	29-35	-	-	Paul-37	Booker-11	Paul-7	Barton-25	Jokic-11
1	6/20	LAC	120-114	W	1-0	16,583*	21-21	36-33	36-39	27-21	-	-	Booker-40	Booker-13	Booker-11	George-34	Batum-10
2	6/22	LAC	104-103	W	2-0	16,645*	25-22	23-25	27-24	29-32	-	-	Payne-29	Ayton-14	Payne-9	George-26	Zubac-11
3	6/24	@LAC	92-106	L	2-1	17,222*	21-29	27-17	21-34	23-26	-	-	Ayton-18	Ayton-9	Paul-12	George-27	Zubac-16
4	6/26	@LAC	84-80	W	3-1	18,222*	29-20	21-16	19-30	15-14	-	-	Booker-25	Ayton-22	Paul-7	George-23	George-16
5	6/28	LAC	102-116	L	3-2	16,664*	26-36	26-23	26-32	24-25	-	-	Booker-31	Ayton-11	Paul-8	George-41	George-13
6	6/30	@LAC	130-103	W	4-2	18,495*	33-29	33-28	31-26	33-20	-	-	Paul-41	Ayton-17	Paul-8	Morris-26	PG/MM-9
1	7/6	MIL	118-105	W	1-0	16,557*	30-26	27-23	35-27	26-29	-	-	Paul-32	Ayton-19	Paul-9	Middleton-29	GA-17



### 2021 SUNS PLAYOFF GAME-BY-GAME SHOOTING

Date	Opp.	W/L	SCORE		SUNS		Opponent		FG%		SUNS		Opponent		3P%		SUNS		Opponent		FT%	
			Suns	Opp	FGM	FGA	FGM	FGA	Suns	Opp	3PM	3PA	3PM	3PA	Suns	Opp	FTM	FTA	FTM	FTA	Suns	Opp
5/23	LAL	W	99	90	40	86	33	76	.465	.434	9	28	7	26	.321	.269	10	12	17	28	.833	.607
5/25	LAL	L	102	109	33	71	36	80	.465	.450	8	26	10	33	.308	.303	28	30	27	31	.933	.871
5/27	@LAL	L	95	109	35	82	38	86	.427	.442	11	29	7	28	.379	.250	14	18	26	30	.778	.867
5/30	@LAL	W	100	92	37	85	32	81	.435	.395	10	35	13	40	.286	.325	16	21	15	21	.762	.714
6/1	LAL	W	115	85	43	94	29	84	.457	.345	14	42	12	35	.333	.343	15	21	15	21	.714	.714
6/3	@LAL	W	113	100	37	73	38	91	.507	.418	18	35	10	35	.514	.286	21	22	14	16	.955	.875
6/7	DEN	W	122	105	46	85	43	92	.541	.467	13	34	14	40	.382	.350	17	20	5	6	.850	.833
6/9	DEN	W	123	98	45	94	36	90	.479	.400	18	38	14	43	.474	.326	15	17	12	20	.882	.600
6/11	@DEN	W	116	102	43	81	39	95	.531	.411	12	26	14	41	.462	.341	18	20	10	16	.900	.625
6/13	@DEN	W	125	118	44	85	45	98	.518	.459	8	22	14	37	.364	.378	29	31	14	21	.935	.667
6/20	LAC	W	120	114	49	89	40	88	.551	.455	13	32	20	47	.406	.426	9	9	14	17	1.000	.824
6/22	LAC	W	104	103	41	82	36	80	.500	.450	6	26	13	34	.231	.382	16	18	18	24	.889	.750
6/24	@LAC	L	92	106	35	90	37	82	.389	.451	10	32	12	34	.312	.353	12	13	20	24	.923	.833
6/26	@LAC	W	84	80	31	86	27	83	.360	.325	4	20	5	31	.200	.161	18	21	21	32	.857	.656
6/28	LAC	L	102	116	38	84	46	84	.452	.548	9	26	10	30	.346	.333	17	20	14	15	.850	.933
6/30	@LAC	W	130	103	53	94	33	79	.564	.418	17	31	12	39	.548	.308	7	11	25	32	.636	.781
7/6	MIL	W	118	105	41	88	40	88	.466	.455	11	34	16	36	.324	.444	25	26	9	16	.962	.562

### 2021 SUNS PLAYOFF GAME-BY-GAME MISCELLANEOUS

Date	Opp.	W/L	SCORE		ASSISTS		TURNOVERS		PTS OFF TO		PTS IN PAINT		2nd CHANCE		FAST BREAK		BENCH PTS		BIG LEAD		LEAD	
			Suns	Opp	Suns	Opp	Suns	Opp	Suns	Opp	Suns	Opp	Suns	Opp	Suns	Opp	Suns	Opp	Suns	Opp	CHNG	TIES
5/23	LAL	W	99	90	24	19	16	14	12	18	52	44	21	10	16	9	19	26	16	5	5	5
5/25	LAL	L	102	109	21	24	13	9	5	21	40	42	9	11	4	15	29	13	4	15	8	7
5/27	@LAL	L	95	109	24	19	18	20	24	20	38	58	10	20	18	13	32	23	4	21	9	8
5/30	@LAL	W	100	92	24	19	10	16	19	12	44	36	8	7	16	13	23	42	18	11	14	6
6/1	LAL	W	115	85	29	14	4	17	23	2	44	32	11	10	11	11	46	50	36	5	1	1
6/3	@LAL	W	113	100	24	21	14	7	11	12	26	56	6	27	13	12	22	32	29	-	0	0
6/7	DEN	W	122	105	30	26	10	12	18	12	48	52	7	8	13	7	23	29	20	10	4	3
6/9	DEN	W	123	98	27	24	7	11	12	4	44	36	11	13	14	8	46	48	31	2	1	1
6/11	@DEN	W	116	102	26	21	12	14	20	6	42	42	14	21	12	2	26	40	20	1	2	1
6/13	@DEN	W	125	118	18	22	15	8	13	21	48	54	8	13	10	20	19	24	16	2	1	0
6/20	LAC	W	120	114	31	23	7	9	15	9	54	34	6	8	16	4	22	36	10	6	20	13
6/22	LAC	W	104	103	24	18	9	10	17	8	60	30	10	13	2	4	24	31	9	6	11	8
6/24	@LAC	L	92	106	24	20	11	12	18	17	42	40	13	12	10	13	22	21	6	18	7	6
6/26	@LAC	W	84	80	16	13	14	12	15	13	42	36	13	7	6	7	13	18	16	-	0	0
6/28	LAC	L	102	116	22	20	14	10	18	23	32	58	4	2	8	19	30	19	1	16	2	0
6/30	@LAC	W	130	103	27	18	10	10	17	5	54	34	19	10	6	7	23	27	28	1	2	3
7/6	MIL	W	118	105	18	21	9	14	16	10	44	42	7	3	20	17	22	22	20	3	7	4

# SUNS FIRST ROUND SERIES BOX SCORES

## Game 1: May 23 in Phoenix

### NATIONAL BASKETBALL ASSOCIATION

### OFFICIAL SCORER'S REPORT

Sunday, May 23, 2021 Phoenix Suns Arena, Phoenix, AZ

Officials: #5 Kane Fitzgerald, #55 Bill Kennedy, #71 Rodney Mott, #27 Mitchell Ervin

FINAL BOX

Game Duration: 2:23

Attendance: 11824 (Sellout)

#### VISITOR: Los Angeles Lakers (0-1)

POS	MIN	FG	FGA	3P	3PA	FT	FTA	OR	DR	TOT	A	PF	ST	TO	BS	+/-	PTS
23 LeBron James	36:04	6	13	3	7	3	6	1	6	7	10	1	3	5	0	2	18
3 Anthony Davis	F 38:48	5	16	0	2	3	5	0	7	7	2	1	0	0	0	-18	13
2 Andre Drummond	C 19:05	5	7	0	0	2	4	7	2	9	0	1	2	1	2	-4	12
1 Kentavious Caldwell-Pope	G 34:56	2	9	1	2	2	2	0	2	2	3	1	0	0	-9	7	
17 Dennis Schroder	G 34:08	5	7	1	2	3	6	0	1	1	3	2	4	1	-8	14	
0 Kyle Kuzma	19:24	0	2	0	1	0	0	0	3	3	1	1	0	1	0	-5	0
15 Montrezl Harrell	14:38	4	5	0	0	4	5	2	1	3	0	2	2	0	0	12	12
4 Alex Caruso	24:07	4	9	2	4	0	0	0	0	0	4	0	0	0	1	10	
5 Talen Horton-Tucker	07:05	1	4	0	0	0	0	0	1	1	0	1	0	0	1	2	
9 Wesley Matthews	11:45	1	4	0	3	0	0	0	0	0	2	0	0	0	-7	2	
10 Jared Dudley	DNP - Coach's decision																
14 Marc Gasol	DNP - Coach's decision																
28 Alfonso McKinnie	DNP - Coach's decision																
7 Ben McLemore	DNP - Coach's decision																
88 Markieff Morris	DNP - Coach's decision																
<b>240:00</b>	<b>33</b>	<b>76</b>	<b>7</b>	<b>26</b>	<b>17</b>	<b>28</b>	<b>10</b>	<b>23</b>	<b>33</b>	<b>19</b>	<b>18</b>	<b>10</b>	<b>14</b>	<b>5</b>	<b>-9</b>	<b>90</b>	

#### HOME: PHOENIX SUNS (1-0)

POS	MIN	FG	FGA	3P	3PA	FT	FTA	OR	DR	TOT	A	PF	ST	TO	BS	+/-	PTS
25 Mikal Bridges	F 40:32	4	12	2	5	0	0	1	3	4	0	1	3	1	0	9	10
99 Jae Crowder	F 29:25	3	10	0	7	2	2	0	4	4	3	3	1	2	0	14	8
22 Deandre Ayton	C 36:43	10	11	0	0	1	2	8	16	0	3	0	1	1	16	21	
1 Devin Booker	G 45:11	13	26	3	7	5	6	1	6	7	8	4	1	6	0	34	
3 Chris Paul	G 36:10	3	8	1	1	0	0	1	3	4	8	3	1	1	1	6	7
15 Cameron Payne	12:40	2	8	1	3	0	0	0	3	3	1	1	0	1	0	-3	5
23 Cameron Johnson	22:53	3	7	2	5	2	2	3	3	6	1	2	1	0	-6	10	
12 Torrey Craig	03:07	0	0	0	0	0	0	0	0	0	0	0	0	0	0	1	0
20 Dario Saric	11:17	2	4	0	0	0	0	2	2	1	3	0	2	1	-7	4	
55 E'Twaun Moore	02:02	0	0	0	0	0	0	0	1	1	2	0	0	0	0	6	
0 Ty-Shon Alexander	DNP - Coach's decision																
4 Jevon Carter	DNP - Coach's decision																
2 Langston Galloway	DNP - Coach's decision																
8 Frank Kaminsky	DNP - Coach's decision																
10 Jalen Smith	DNP - Coach's decision																
<b>240:00</b>	<b>40</b>	<b>85</b>	<b>9</b>	<b>28</b>	<b>10</b>	<b>12</b>	<b>16</b>	<b>31</b>	<b>47</b>	<b>24</b>	<b>20</b>	<b>7</b>	<b>14</b>	<b>4</b>	<b>9</b>	<b>99</b>	

#### SCORE BY PERIOD

PERIOD	1	2	3	4	FINAL
Lakers	25	20	23	22	90
SUNS	32	21	28	18	99

Inactive: Lakers - Antetokounmpo (J, Cacak (I))  
 Inactive: Suns - Nader (Injury/Illness - Right Knee Arthroscopy)  
 Points in the Paint: Lakers 44 (22/39), SUNS 52 (26/41)  
 2nd Chance Points: Lakers 10 (4/8), SUNS 21 (10/19)  
 Fast Break Points: Lakers 9 (3/8), SUNS 16 (7/10)  
 Technical Fouls - Individual  
 Suns (2): Booker 1:30 3rd, Crowder 0:35 4th  
 Lakers (1): Harrell 6:34 4th  
 Suns (1): Payton 9:01 4th  
 Lakers (0): NONE  
 Suns (1): Payton 9:01 4th

Copyright (c) 2021 NBA Properties, Inc. All Rights Reserved

## Game 2: May 25 in Phoenix

### NATIONAL BASKETBALL ASSOCIATION

### OFFICIAL SCORER'S REPORT

Sunday, May 25, 2021 Phoenix Suns Arena, Phoenix, AZ

Officials: #15 Zach Zarba, #23 Tre Maddox, #45 Brian Forte, #27 Mitchell Ervin

FINAL BOX

Game Duration: 2:37

Attendance: 11919 (Sellout)

#### VISITOR: Los Angeles Lakers (1-1)

POS	MIN	FG	FGA	3P	3PA	FT	FTA	OR	DR	TOT	A	PF	ST	TO	BS	+/-	PTS
23 LeBron James	F 38:54	9	16	4	9	1	1	0	4	4	9	3	2	1	0	14	23
3 Anthony Davis	F 39:58	7	15	2	4	8	21	1	9	10	7	3	1	1	3	6	34
2 Andre Drummond	C 24:22	7	11	0	0	1	5	7	12	0	4	2	1	1	5	15	
1 Kentavious Caldwell-Pope	G 30:35	0	4	0	0	4	0	0	4	4	1	4	1	0	0	16	
17 Dennis Schroder	G 33:30	8	16	2	4	6	6	0	3	3	3	3	1	1	0	19	
0 Kyle Kuzma	19:56	1	4	0	2	0	0	0	1	1	1	1	1	0	1	-1	2
14 Marc Gasol	19:58	2	4	2	4	0	0	0	2	2	2	1	0	0	-4	6	
88 Markieff Morris	03:58	0	1	0	0	0	0	0	1	0	1	1	0	0	2	0	
4 Alex Caruso	18:47	2	5	0	2	0	0	0	1	0	1	0	0	0	-8	4	
5 Talen Horton-Tucker	05:52	0	2	0	2	1	2	0	0	0	0	0	0	0	-6	1	
9 Wesley Matthews	04:10	0	2	0	2	0	0	0	1	0	1	0	0	0	-8	0	
10 Jared Dudley	DNP - Coach's decision																
15 Montrezl Harrell	DNP - Coach's decision																
28 Alfonso McKinnie	DNP - Coach's decision																
7 Ben McLemore	DNP - Coach's decision																
<b>240:00</b>	<b>36</b>	<b>80</b>	<b>10</b>	<b>33</b>	<b>27</b>	<b>31</b>	<b>8</b>	<b>31</b>	<b>39</b>	<b>24</b>	<b>23</b>	<b>9</b>	<b>7</b>	<b>6</b>	<b>7</b>	<b>109</b>	

#### HOME: PHOENIX SUNS (1-1)

POS	MIN	FG	FGA	3P	3PA	FT	FTA	OR	DR	TOT	A	PF	ST	TO	BS	+/-	PTS
25 Mikal Bridges	F 26:44	2	6	2	4	0	0	0	2	2	2	1	1	1	0	-13	6
99 Jae Crowder	F 28:34	2	8	1	6	3	3	1	5	6	4	4	1	0	1	6	8
22 Deandre Ayton	C 42:14	11	13	0	0	0	2	8	10	1	4	0	1	0	-5	22	
1 Devin Booker	G 40:07	7	17	0	3	17	17	0	1	1	3	3	0	4	-16	31	
3 Chris Paul	G 22:47	2	5	0	0	2	4	0	3	3	5	2	0	3	0	-2	6
20 Dario Saric	15:12	0	1	0	1	2	2	1	2	0	2	1	2	0	-4	2	
15 Cameron Johnson	32:54	6	15	3	7	4	4	0	3	7	6	1	2	3	19		
23 Cameron Johnson	26:33	2	4	2	4	0	0	0	3	3	1	0	0	0	-5	6	
12 Torrey Craig	04:55	1	2	0	1	0	0	0	1	1	0	0	0	0	1	2	
0 Ty-Shon Alexander	DNP - Coach's decision																
4 Jevon Carter	DNP - Coach's decision																
2 Langston Galloway	DNP - Coach's decision																
8 Frank Kaminsky	DNP - Coach's decision																
55 E'Twaun Moore	DNP - Coach's decision																
10 Jalen Smith	DNP - Coach's decision																
<b>240:00</b>	<b>33</b>	<b>71</b>	<b>8</b>	<b>26</b>	<b>28</b>	<b>30</b>	<b>4</b>	<b>27</b>	<b>31</b>	<b>21</b>	<b>23</b>	<b>4</b>	<b>13</b>	<b>3</b>	<b>-7</b>	<b>102</b>	

#### SCORE BY PERIOD

PERIOD	1	2	3	4	FINAL
Lakers	30	23	26	30	109
SUNS	24	23	25	30	102

Inactive: Lakers - Antetokounmpo (J, Cacak (I))  
 Inactive: Suns - Nader (Injury/Illness - Right Knee Arthroscopy)  
 Points in the Paint: Lakers 42 (21/31), SUNS 40 (20/34)  
 2nd Chance Points: Lakers 11 (6/9), SUNS 9 (5/4)  
 Fast Break Points: Lakers 15 (6/7), SUNS 4 (2/4)  
 Technical Fouls - Individual  
 Lakers (1): 11:01 1st Davis-FLG1  
 Suns (0): NONE

Copyright (c) 2021 NBA Properties, Inc. All Rights Reserved

## Game 3: May 27 in Los Angeles

### NATIONAL BASKETBALL ASSOCIATION



### Game 5: June 1 in Phoenix

NATIONAL BASKETBALL ASSOCIATION

OFFICIAL SCORER'S REPORT  
FINAL BOX

Tuesday, June 1, 2021 Phoenix Suns Arena, Phoenix, AZ  
Officials: #19 James Capers, #41 Ken Mauer, #74 Curtis Blair, #77 Karl Lane

Game Duration: 2:19  
Attendance: 16163 (Sellout)

VISITOR: Los Angeles Lakers (2-3)

POS	MIN	FG	FGA	3P	3PA	FT	FTA	OR	DR	TOT	A	PF	ST	TO	BS	+/-	PTS	
23 LeBron James	F 31:39	9	19	6	10	0	0	1	4	5	7	1	0	3	0	-24	24	
88 Markieff Morris	F 10:18	1	2	1	1	1	2	1	0	1	1	1	0	1	1	-13	4	
2 Andre Drummond	C 21:51	2	5	0	0	3	3	4	9	13	0	3	0	4	0	-8	7	
1 Kentavious Caldwell-Pope	G 15:07	0	1	0	0	0	0	0	1	1	2	1	1	1	0	-19	0	
17 Dennis Schroder	G 25:52	0	9	0	4	0	0	0	4	4	1	2	0	0	0	-17	0	
4 Alex Caruso	20:30	2	8	1	4	0	0	1	0	1	0	2	0	2	0	-20	5	
14 Marc Gasol	10:05	1	1	1	1	2	2	0	3	3	1	5	0	1	0	-14	5	
0 Kyle Kuzma	22:35	6	13	1	5	2	5	0	1	1	0	2	0	1	0	-6	15	
9 Wesley Matthews	22:06	1	5	1	5	2	2	0	1	1	0	3	1	0	0	-10	5	
5 Talen Horton-Tucker	16:21	4	9	2	2	3	1	10	11	2	0	2	0	0	-8	11		
7 Ben McLemore	16:04	0	5	0	2	0	0	1	5	6	1	2	1	1	0	-8	0	
15 Montrezl Harrell	12:00	3	5	0	0	3	4	1	2	3	0	0	0	0	0	-1	9	
28 Alfonso McKinnie	11:08	0	2	0	1	0	0	1	1	0	1	0	0	0	0	0	0	
10 Jared Dudley	04:24	0	0	0	0	0	0	0	0	0	0	0	0	0	0	-2	0	
3 Anthony Davis	DNP - Injury/Illness - Left Groin; Strain																	
240:00		29	84	12	35	15	21	10	41	51	14	25	3	16	1	-30	85	
		34.5%	34.3%			71.4%											TM REB: 8	
																		TOT TO: 17 (23 PTS)

HOME: PHOENIX SUNS (3-2)

POS	MIN	FG	FGA	3P	3PA	FT	FTA	OR	DR	TOT	A	PF	ST	TO	BS	+/-	PTS	
25 Mikal Bridges	F 30:01	5	10	3	7	0	0	1	5	6	3	3	0	2	23	13		
99 Jae Crowder	F 28:50	3	9	3	9	0	0	0	0	0	2	2	0	0	23	9		
22 Deandre Ayton	C 27:16	2	3	0	0	4	6	2	5	7	2	2	0	0	25	8		
1 Devin Booker	G 33:09	13	23	2	6	2	2	0	7	7	5	3	1	1	22	30		
3 Chris Paul	G 22:56	3	9	1	3	2	2	0	4	4	6	0	1	2	0	34	9	
15 Cameron Payne	18:36	7	11	2	4	0	0	0	4	4	1	3	1	0	2	16		
8 Frank Kaminsky	10:28	1	3	0	0	1	1	0	3	3	4	2	0	0	0	1	3	
23 Cameron Johnson	13:15	2	4	1	2	6	7	0	3	3	0	0	1	1	0	11	11	
12 Torrey Craig	18:11	1	7	0	4	0	0	0	7	7	2	4	0	0	2	9		
55 E'Twaun Moore	09:19	2	3	0	1	0	0	0	1	1	0	2	0	0	0	1	4	
2 Langston Galloway	08:39	1	5	0	2	0	1	0	1	1	1	0	0	0	0	1	2	
4 Jevon Carter	08:05	0	3	0	1	0	2	0	1	1	1	0	0	0	0	-4	0	
20 Dario Saric	06:51	2	3	1	2	0	0	1	1	2	1	0	0	0	0	2	3	
10 Jalen Smith	04:24	1	1	1	1	0	0	2	2	0	0	0	0	0	2	3		
0 Ty-Shon Alexander	DNP - Coach's decision																	
240:00		43	94	14	42	15	21	3	44	47	29	22	7	4	4	30	115	
		45.7%	33.3%			71.4%											TM REB: 12	
																		TOT TO: 4 (2 PTS)

SCORE BY PERIOD	1	2	3	4	FINAL
Lakers	26	10	27	22	85
SUNS	34	32	26	23	115

Inactive: Lakers - Antetokounmpo, Cacak  
Inactive: Suns - Nader (Injury/Illness - Right Knee; Arthroscopy)  
Points in the Paint: Lakers 32 (16/34), SUNS 44 (22/34)  
2nd Chance Points: Lakers 10 (3/6), SUNS 11 (4/7)  
Fast Break Points: Lakers 11 (4/10), SUNS 11 (4/7)  
Biggest Lead: Lakers 5, SUNS 36  
Lead Changes: 1  
Times Tied: 1

### Game 6: June 3 in Los Angeles

NATIONAL BASKETBALL ASSOCIATION

OFFICIAL SCORER'S REPORT  
FINAL BOX

Thursday, June 3, 2021 STAPLES Center, Los Angeles, CA  
Officials: #16 David Guthrie, #48 Ben Taylor, #49 Tom Washington

Game Duration: 2:28  
Attendance: 8550

VISITOR: Phoenix Suns (4-2)

POS	MIN	FG	FGA	3P	3PA	FT	FTA	OR	DR	TOT	A	PF	ST	TO	BS	+/-	PTS	
25 Mikal Bridges	F 35:07	4	10	1	6	1	1	2	4	6	1	2	2	0	1	-4	10	
99 Jae Crowder	F 36:32	6	9	6	9	0	0	1	7	8	0	3	1	2	0	18		
22 Deandre Ayton	C 31:52	3	4	0	0	2	2	0	3	3	1	0	0	0	0	8		
1 Devin Booker	G 45:59	15	22	8	10	9	9	0	11	11	3	2	0	3	1	47		
3 Chris Paul	G 28:50	4	12	0	3	0	0	2	2	12	4	0	1	0	3	8		
15 Cameron Payne	23:14	1	8	1	3	4	4	1	0	1	1	0	2	3	16	7		
23 Cameron Johnson	20:14	2	3	2	3	4	4	2	2	4	2	2	2	1	0	18		
8 Frank Kaminsky	06:49	1	2	0	1	0	0	0	3	3	4	1	0	1	2	4		
12 Torrey Craig	10:53	1	3	0	0	1	2	2	4	0	1	0	0	3	0	8		
4 Jevon Carter	00:30	0	0	0	0	0	0	0	0	0	0	0	0	0	0	0		
2 Langston Galloway	DNP - Coach's decision																	
55 E'Twaun Moore	DNP - Coach's decision																	
20 Dario Saric	DNP - Coach's decision																	
10 Jalen Smith	DNP - Coach's decision																	
240:00		37	73	18	35	21	22	8	34	42	24	17	5	12	9	13	113	
		50.7%	51.4%			95.5%											TM REB: 5	
																		TOT TO: 14 (12 PTS)

HOME: LOS ANGELES LAKERS (2-4)

POS	MIN	FG	FGA	3P	3PA	FT	FTA	OR	DR	TOT	A	PF	ST	TO	BS	+/-	PTS	
23 LeBron James	F 41:25	11	26	3	10	4	6	2	7	9	7	1	2	3	2	-3	29	
3 Anthony Davis	F 06:25	0	0	0	0	0	0	0	1	1	1	0	0	0	0	-7	0	
14 Marc Gasol	C 17:32	0	1	0	0	0	0	0	0	0	3	3	7	4	0	1	-3	
1 Kentavious Caldwell-Pope	G 39:03	7	11	3	6	2	2	1	2	3	0	4	0	1	0	-19		
17 Dennis Schroder	G 37:50	6	14	2	6	6	6	0	3	3	3	2	1	1	0	-9	20	
0 Kyle Kuzma	18:24	1	6	0	2	0	0	0	4	4	0	0	1	2	0	-4	2	
4 Alex Caruso	07:44	1	3	0	0	0	0	0	1	1	1	0	0	0	0	-6	2	
9 Wesley Matthews	28:23	4	12	2	6	2	4	2	6	1	2	1	0	0	0	-12		
15 Montrezl Harrell	07:59	1	4	0	0	0	0	2	0	2	0	1	0	0	0	-16	2	
5 Talen Horton-Tucker	19:05	6	9	1	0	0	0	1	1	2	0	1	0	0	0	-1	12	
88 Markieff Morris	15:40	1	4	0	3	0	0	1	0	1	1	4	0	0	0	-8	2	
7 Ben McLemore	00:30	0	0	0	0	0	0	0	0	0	0	0	0	0	0	0		
10 Jared Dudley	00:30	0	0	0	0	0	0	0	0	0	0	0	0	0	0	0		
28 Alfonso McKinnie	00:30	0	1	0	1	0	0	0	0	0	0	0	0	0	0	0		
2 Andre Drummond	DNP - Coach's decision																	
240:00		38	91	10	35	14	16	11	24	35	21	20	5	7	3	-13	100	
		41.8%	28.6%			87.5%											TM REB: 10	
																		TOT TO: 7 (11 PTS)

SCORE BY PERIOD	1	2	3	4	FINAL
Suns	36	26	27	24	113
LAKERS	14	27	35	24	100

Inactive: Suns - Alexander (Injury/Illness - Non-COVID; Illness), Nader (Injury/Illness - Right Knee; Arthroscopy)  
Inactive: Lakers - Antetokounmpo, Cacak  
Points in the Paint: Suns 29 (13/25), LAKERS 56 (28/51)  
2nd Chance Points: Suns 6 (2/6), LAKERS 27 (11/14)  
Fast Break Points: Suns 13 (5/5), LAKERS 12 (6/12)  
Biggest Lead: Suns 29, LAKERS 0  
Lead Changes: 0  
Times Tied: 0

### SUNS FIRST ROUND SERIES GAME STATS (4-2)

NO	PLAYER	GP-GS	MIN	FGM-FGA	FG%	3-POINT FGM-FGA	FG%	FTM-FTA	FT%	----- REBOUNDS -----						PTS	PTS/AVG	
										OFF	DEF	TOT/AVG	AST	PF-DQ	STL			TO
1	Booker, D	6-6	245:04	59 - 121	48.8%	15 - 35	42.9%	45 - 48	93.8%	4	33	37/6.2	30	21-1	3	23	1	178/29.7
22	Ayton, D	6-6	217:45	43 - 54	79.6%	0-0	0.0%	9 - 16	56.3%	18	46	64/10.7	4	18-0	3	6	4	95/15.8
15	Payne, C	6-0	139:07	27 - 65	41.5%	11-26	42.3%	10 - 10	100%	4	14	18/3.0	20	14-1	7	10	6	75/12.5
99	Crowder, J	6-6	189:01	22 - 57	38.6%	14-46	30.4%	11 - 13	84.6%	3	25	28/4.7	13	20-0	7	4	6	69/11.5
25	Bridges, M	6-6	200:15	21 - 55	38.2%	13-34	38.2%	1 - 1	100%	5	20	25/4.2	9	9-0	9	2	5	56/9.3
3																		

# SUNS CONFERENCE SEMIFINALS SERIES BOX SCORES

## Game 1: June 7 in Phoenix

### NATIONAL BASKETBALL ASSOCIATION

### OFFICIAL SCORER'S REPORT FINAL BOX

Monday, June 7, 2021 Phoenix Suns Arena, Phoenix, AZ  
Officials: #8 Marc Davis, #61 Courtney Kirkland, #24 Kevin Scott

Game Duration: 2:06  
Attendance: 16219 (Sellout)

#### VISITOR: Denver Nuggets (0-1)

POS	MIN	FG	FGA	3P	3PA	FT	FTA	OR	DR	TOT	A	PF	ST	TO	BS	+/-	PTS	
1 Michael Porter Jr.	F	30:58	6	13	3	8	0	0	1	6	7	2	3	0	0	0	-8	15
50 Aaron Gordon	F	29:15	8	14	0	3	2	2	3	4	2	1	3	0	2	0	2	18
15 Nikola Jokic	C	36:25	10	23	2	5	0	0	2	7	9	3	2	2	4	3	-13	22
25 Austin Rivers	G	31:13	2	7	1	4	2	2	1	2	3	4	3	0	2	0	0	7
7 Facundo Campazzo	G	36:05	5	9	3	6	1	1	0	4	6	4	2	3	0	0	-14	14
11 Monte Morris		23:11	1	10	0	4	0	0	0	1	6	1	2	0	0	0	-28	2
0 JaMychal Green		23:09	4	5	2	3	0	0	4	7	11	1	0	0	0	0	-15	10
00 Markus Howard		06:11	1	2	1	2	0	0	0	0	0	0	0	0	0	0	-1	3
4 Paul Millsap		12:33	4	6	1	3	0	1	0	1	1	1	0	1	0	0	-12	9
3 Shaquille Harrison		02:15	1	1	0	0	0	0	0	1	1	0	0	0	0	0	1	2
10 Bol Bol		02:15	0	1	0	1	0	0	0	0	0	0	0	0	0	0	1	0
22 Zeke Nnaji		02:15	1	1	1	0	0	0	0	0	0	0	0	0	0	0	1	3
31 Vlatko Cancar		02:15	0	0	0	0	0	0	0	0	0	0	0	0	0	0	1	0
34 JaVale McGee		DNP - Coach's decision																
		24:00	43	92	14	40	5	6	11	30	41	26	17	10	11	4	-17	105
			46.7%	35%	83.3%													

#### HOME: PHOENIX SUNS (1-0)

POS	MIN	FG	FGA	3P	3PA	FT	FTA	OR	DR	TOT	A	PF	ST	TO	BS	+/-	PTS	
25 Mikal Bridges	F	34:15	8	12	4	8	3	3	1	4	5	5	1	2	1	1	12	23
99 Jae Crowder	F	30:47	5	13	3	9	1	1	0	5	5	1	2	0	0	0	12	14
22 Deandre Ayton	C	36:25	9	13	0	0	2	2	3	7	10	0	1	1	0	1	13	20
1 Devin Booker	G	38:22	8	12	1	4	4	6	0	4	8	3	1	5	0	0	12	21
3 Chris Paul	G	35:37	8	14	2	3	3	3	1	5	6	11	2	1	1	0	13	21
15 Cameron Payne		19:46	3	8	1	3	0	0	0	0	2	2	3	1	1	1	10	7
23 Cameron Johnson		13:45	0	2	0	2	2	0	1	1	1	0	0	0	0	0	5	2
20 Dario Saric		09:20	2	4	0	1	1	0	2	2	0	1	0	0	0	0	5	5
12 Torrey Craig		17:13	3	7	2	5	1	2	2	6	8	0	1	0	0	2	9	9
4 Jevon Carter		02:15	0	0	0	0	0	0	0	1	1	0	0	0	0	0	-1	0
10 Jalen Smith		02:15	0	0	0	0	0	0	0	0	0	0	0	0	0	1	0	0
0 Ty-Shon Alexander		DNP - Coach's decision																
2 Langston Galloway		DNP - Coach's decision																
8 Frank Kaminsky		DNP - Coach's decision																
55 E'Twaun Moore		DNP - Coach's decision																
		24:00	46	85	13	34	17	20	7	37	44	30	12	8	10	4	17	122
			54.1%	38.2%	85%													

SCORE BY PERIOD	1	2	3	4	FINAL
SUNS	28	30	21	26	105
NUGGETS	28	29	31	34	122

Inactive: Nuggets - Barton (Injury/Illness - Right Hamstring; Strain), Dozier (Injury/Illness - Right Adductor; Strain), Murray (Injury/Illness - Left Act; Surgery)  
 Inactive: Suns - Nader (Injury/Illness - Right Knee; Rehab)  
 Points in the Paint: Nuggets 52 (26/42), SUNS 48 (24/33)  
 2nd Chance Points: Nuggets 9 (4/1), SUNS 7 (3/8)  
 Fast Break Points: Nuggets 7 (3/6), SUNS 13 (5/7)

## Game 2: June 9 in Phoenix

### NATIONAL BASKETBALL ASSOCIATION

### OFFICIAL SCORER'S REPORT FINAL BOX

Wednesday, June 9, 2021 Phoenix Suns Arena, Phoenix, AZ  
Officials: #15 Zach Zarba, #58 Josh Tiven, #55 Bill Kennedy, #77 Karl Lane

Game Duration: 2:15  
Attendance: 16529 (Sellout)

#### VISITOR: Denver Nuggets (0-2)

POS	MIN	FG	FGA	3P	3PA	FT	FTA	OR	DR	TOT	A	PF	ST	TO	BS	+/-	PTS	
1 Michael Porter Jr.	F	27:36	3	13	2	9	3	4	1	5	6	1	4	0	1	0	-26	11
50 Aaron Gordon	F	20:11	3	7	0	1	0	0	0	1	0	2	0	1	0	0	-17	6
15 Nikola Jokic	C	29:34	9	17	1	3	5	6	4	9	13	6	1	2	0	0	-14	24
25 Austin Rivers	G	24:39	2	5	1	4	1	2	0	0	0	1	3	1	0	0	-21	6
7 Facundo Campazzo	G	29:03	1	7	1	5	0	0	0	4	4	2	1	0	0	0	-13	3
0 JaMychal Green		23:36	2	5	0	1	0	0	1	4	5	1	2	0	2	0	-12	4
5 Will Barton		15:49	4	8	2	5	0	0	1	1	3	0	0	0	1	0	-2	10
11 Monte Morris		22:09	7	13	3	3	0	0	3	2	5	3	0	0	0	0	-9	3
4 Paul Millsap		11:33	4	8	3	5	0	2	2	4	6	2	3	0	3	2	-11	11
00 Markus Howard		10:42	2	6	1	4	1	2	0	0	0	0	0	0	0	0	-8	6
34 JaVale McGee		06:53	1	3	0	1	2	0	1	1	1	0	0	0	0	0	2	3
3 Shaquille Harrison		06:05	0	0	0	0	0	0	0	3	3	2	1	1	1	0	0	6
22 Zeke Nnaji		06:05	2	2	1	1	2	0	0	0	0	0	0	0	0	0	6	6
31 Vlatko Cancar		06:05	2	2	1	1	0	0	0	1	1	0	0	0	0	0	6	5
10 Bol Bol		DNP - Coach's decision																
		24:00	36	90	14	43	12	20	11	85	46	24	21	4	11	6	-25	98
			40%	32.6%	60%													

#### HOME: PHOENIX SUNS (2-0)

POS	MIN	FG	FGA	3P	3PA	FT	FTA	OR	DR	TOT	A	PF	ST	TO	BS	+/-	PTS	
25 Mikal Bridges	F	28:36	5	12	2	8	4	4	1	1	2	0	2	0	0	0	28	16
99 Jae Crowder	F	25:28	4	5	3	4	0	0	0	5	5	0	1	1	0	1	20	11
22 Deandre Ayton	C	25:40	6	10	0	0	3	4	2	8	10	0	2	0	3	0	16	15
1 Devin Booker	G	33:04	6	14	3	7	3	3	0	10	10	2	1	1	2	0	16	18
3 Chris Paul	G	30:31	6	10	2	2	3	3	1	4	5	15	2	0	0	1	26	17
15 Cameron Payne		15:15	3	5	1	3	0	0	0	3	3	1	5	0	1	0	9	7
20 Dario Saric		16:15	3	6	2	3	0	0	0	4	4	1	1	0	0	0	15	8
23 Cameron Johnson		20:11	2	8	2	5	1	2	0	3	3	0	0	1	0	0	12	7
12 Torrey Craig		14:35	4	8	1	2	1	2	2	4	3	1	0	0	1	0	13	10
2 Langston Galloway		06:05	0	2	0	0	0	0	0	1	1	0	0	0	0	0	-6	0
4 Jevon Carter		06:05	1	3	0	1	0	0	0	0	0	0	0	0	0	0	-6	2
1 Frank Kaminsky		06:05	2	2	0	0	0	0	0	2	2	0	0	0	0	0	-6	4
10 Jalen Smith		06:05	0	2	0	0	0	0	0	2	2	0	0	0	0	0	-6	0
55 E'Twaun Moore		06:05	3	6	1	2	0	0	0	1	1	0	0	0	0	0	-6	7
0 Ty-Shon Alexander		DNP - Coach's decision																
		24:00	45	94	18	38	15	17	8	44	52	27	16	3	7	4	25	123
			47.9%	47.4%	88.2%													

SCORE BY PERIOD	1	2	3	4	FINAL
SUNS	21	25	31	37	116
NUGGETS	21	27	34	37	123

Inactive: Nuggets - Dozier (Injury/Illness - Right Adductor; Strain), Murray (Injury/Illness - Left Act; Surgery)  
 Inactive: Suns - Nader (Injury/Illness - Right Knee; Rehab)  
 Points in the Paint: Nuggets 36 (18/36), SUNS 44 (22/44)  
 2nd Chance Points: Nuggets 13 (6/10), SUNS 11 (6/10)  
 Fast Break Points: Nuggets 8 (3/13), SUNS 14 (4/12)  
 Technical fouls - Individual  
 Nuggets (2): Gordon 7:24 3rd, Barton 3:30 3rd  
 Suns (1): Crowder 7:24 3rd

## Game 3: June 11 in Denver

### NATIONAL BASKETBALL ASSOCIATION

### OFFICIAL SCORER'S REPORT FINAL BOX

Friday, June 11, 2021 Ball Arena, Denver, CO  
Officials: #19 James Capers, #4 Sean Wright, #46 Ben Taylor, #36 Brent Barnaky

Game Duration: 2:10  
Attendance: 18277

#### VISITOR: Phoenix Suns (7-2)

### SUNS CONFERENCE SEMIFINALS SERIES CUME STATS (4-0)

NO	PLAYER	GP-GS	MIN	FGM-FGA	FG%	3-POINT		FTM-FTA	FT%	---- REBOUNDS ----			AST	PF-DQ	STL	TO	BLK	PTS/AVG
						FGM-FGA	FG%			OFF	DEF	TOT/AVG						
3	Paul, C	4-4	142:39	37 - 59	62.7%	6-8	75.0%	22 - 22	100%	2	18	20/5.0	41	6-0	6	5	1	102/25.5
1	Booker, D	4-4	153:46	36 - 74	48.6%	8-26	30.8%	21 - 24	87.5%	3	28	31/7.8	18	10-0	4	14	0	101/25.3
25	Bridges, M	4-4	126:15	23 - 43	53.5%	7-21	33.3%	11 - 13	84.6%	4	11	15/3.8	7	7-0	6	5	3	64/16.0
22	Ayton, D	4-4	132:59	25 - 41	61.0%	0-0	0.0%	7 - 8	87.5%	9	33	42/10.5	2	8-0	2	5	1	57/14.3
99	Crowder, J	4-4	128:18	16 - 31	51.6%	12-22	54.5%	4 - 4	100%	0	23	23/5.8	6	7-0	1	5	5	48/12.0
55	Moore, E	1-0	06:05	3 - 6	50.0%	1-2	50.0%	0 - 0	0.0%	0	1	1/1.0	1	0-0	0	1	0	7/7.0
15	Payne, C	4-0	65:19	11 - 26	42.3%	3-10	30.0%	2 - 2	100%	0	10	10/2.5	9	9-0	3	5	1	27/6.8
12	Craig, T	4-0	56:11	10 - 21	47.6%	5-10	50.0%	2 - 3	66.7%	5	11	16/4.0	3	7-0	0	1	3	27/6.8
20	Saric, D	4-0	48:51	8 - 17	47.1%	3-6	50.0%	6 - 6	100%	0	11	11/2.8	5	6-0	1	0	0	25/6.3
23	Johnson, C	4-0	67:59	5 - 15	33.3%	5-12	41.7%	4 - 6	66.7%	1	6	7/1.8	4	1-0	4	1	1	19/4.8
8	Kaminsky, F	2-0	07:29	2 - 4	50.0%	1-2	50.0%	0 - 0	0.0%	0	2	2/1.0	2	0-0	0	0	0	5/2.5
4	Carter, J	3-0	09:44	2 - 4	50.0%	0-1	0.0%	0 - 0	0.0%	0	1	1/0.3	2	0-0	0	0	0	4/1.3
10	Smith, J	2-0	08:20	0 - 2	0.0%	0-0	0.0%	0 - 0	0.0%	2	0	2/1.0	1	2-0	0	1	0	0/0.0
2	Galloway, L	1-0	06:05	0 - 2	0.0%	0-0	0.0%	0 - 0	0.0%	0	1	1/1.0	0	1-0	0	0	1	0/0.0
Phoenix Suns		4-20	960:00	178 - 345	51.6%	51-120	42.5%	79 - 88	89.8%	26	156	212/53	101	64-0	27	44	16	486/121.5
OPPONENTS		4-20	960:00	163 - 375	43.5%	56-161	34.8%	41 - 63	65.1%	47	123	198/49.5	93	83-0	24	45	16	423/105.8

NO	PLAYER	---- SINGLE GAME HIGHS ----							---- AVERAGE PER GAME ----							---- AVERAGE PER 48 MIN ----						
		MIN	REB	AST	STL	TO	BLK	PTS	MIN	REB	AST	STL	TO	BLK	PTS	REB	AST	STL	TO	BLK	PTS	
3	Paul, C	39:31	6	15	3	2	1	37	35:40	5.0	10.3	1.5	1.3	0.3	25.5	6.7	13.8	2.0	1.7	0.3	34.3	
1	Booker, D	41:53	11	8	1	5	0	34	38:27	7.8	4.5	1.0	3.5	0.0	25.3	9.7	5.6	1.3	4.4	0.0	31.5	
25	Bridges, M	36:28	6	5	3	2	1	23	31:34	3.8	1.8	1.5	1.3	0.8	16.0	5.7	2.7	2.3	1.9	1.1	24.3	
22	Ayton, D	36:58	15	2	1	3	1	20	33:15	10.5	0.5	0.5	1.3	0.3	14.3	15.2	0.7	0.7	1.8	0.4	20.6	
99	Crowder, J	38:32	10	4	1	4	4	14	32:05	5.8	1.5	0.3	1.3	1.3	12.0	8.6	2.2	0.4	1.9	1.9	18.0	
55	Moore, E	06:05	1	1	0	1	0	7	06:05	1.0	1.0	0.0	1.0	0.0	7.0	7.9	7.9	0.0	7.9	0.0	55.2	
15	Payne, C	19:46	4	3	2	2	1	9	16:20	2.5	2.3	0.8	1.3	0.3	6.8	7.3	6.6	2.2	3.7	0.7	19.8	
12	Craig, T	17:14	8	3	0	1	2	10	14:03	4.0	0.8	0.0	0.3	0.8	6.8	13.7	2.6	0.0	0.9	2.6	23.1	
20	Saric, D	16:15	4	2	1	0	0	8	12:13	2.8	1.3	0.3	0.0	0.0	6.3	10.8	4.9	1.0	0.0	0.0	24.6	
23	Johnson, C	21:04	3	3	1	1	1	7	16:60	1.8	1.0	1.0	0.3	0.3	4.8	4.9	2.8	2.8	0.7	0.7	13.4	
8	Kaminsky, F	06:05	2	2	0	0	0	5	03:45	1.0	1.0	0.0	0.0	0.0	2.5	12.8	12.8	0.0	0.0	0.0	32.1	
4	Carter, J	06:05	1	2	0	0	0	2	03:15	0.3	0.7	0.0	0.0	0.0	1.3	4.9	9.9	0.0	0.0	0.0	19.7	
10	Smith, J	06:05	2	1	0	1	0	0	04:10	1.0	0.5	0.0	0.5	0.0	0.0	11.5	5.8	0.0	5.8	0.0	0.0	
2	Galloway, L	06:05	1	0	0	0	1	0	06:05	1.0	0.0	0.0	0.0	1.0	0.0	7.9	0.0	0.0	0.0	7.9	0.0	

## SUNS CONFERENCE FINALS SERIES BOX SCORES

### Game 1: June 20 in Phoenix

NATIONAL BASKETBALL ASSOCIATION OFFICIAL SCORER'S REPORT  
FINAL BOX

Sunday, June 20, 2021 Phoenix Suns Arena, Phoenix, AZ  
Officials: #16 David Guthrie, #25 Tony Brothers, #46 Ben Taylor

Game Duration: 2:10  
Attendance: 16583 (Sellout)

VISITOR: LA Clippers (0-1)		POS	MIN	FG	FGA	3P	3PA	FT	FTA	OR	DR	TOT	A	PF	ST	TO	BS	+/-	PTS		
14	Terance Mann	F	27:15	3	4	3	3	0	0	1	3	4	1	4	1	0	0	5	9		
8	Marcus Morris Sr.	F	21:23	3	11	0	5	0	0	0	3	3	1	0	0	0	0	-11	6		
33	Nicolas Batum	C	36:47	2	5	1	4	0	0	1	9	10	3	2	0	0	1	6	5		
13	Paul George	G	38:59	10	26	7	15	7	8	1	3	4	5	0	2	1	1	34	4		
1	Reggie Jackson	G	39:15	10	19	4	12	0	0	1	5	6	4	1	1	5	0	4	24		
21	Patrick Beverley		14:58	1	2	0	1	0	0	0	2	2	1	1	1	0	0	-5	2		
40	Ivica Zubac	C	18:00	2	3	0	0	5	6	2	1	3	0	3	0	1	0	0	9		
4	Rajon Rondo	C	22:21	3	5	2	2	0	0	0	1	2	3	1	0	0	0	-14	8		
5	Luke Kennard	G	07:44	2	3	2	3	0	0	0	0	0	0	0	0	0	0	-5	6		
15	DeMarcus Cousins		13:18	4	10	1	2	2	3	3	1	4	1	5	0	2	1	-11	11		
7	Amir Coffey	DNP	-	-	-	-	-	-	-	-	-	-	-	-	-	-	-	-	-	-	
11	Yogi Ferrell	DNP	-	-	-	-	-	-	-	-	-	-	-	-	-	-	-	-	-	-	
10	Daniel Oturu	DNP	-	-	-	-	-	-	-	-	-	-	-	-	-	-	-	-	-	-	
54	Patrick Patterson	DNP	-	-	-	-	-	-	-	-	-	-	-	-	-	-	-	-	-	-	
0	Jay Scrubb	DNP	-	-	-	-	-	-	-	-	-	-	-	-	-	-	-	-	-	-	
240:00		40	88	20	47	14	17	10	29	39	23	17	6	9	3	-6	114	45.2%	82.4%	TM REB: 6	TOT TO: 9 (15 PTS)

HOME: PHOENIX SUNS (1-0)

POS	MIN	FG	FGA	3P	3PA	FT	FTA	OR	DR	TOT	A	PF	ST	TO	BS	+/-	PTS					
25	Mikal Bridges	F	35:57	6	11	2	6	0	0	0	1	2	2	1	0	2	-6	14				
99	Jae Crowder	F	33:22	5	10	3	7	0	0	0	6	6	2	0	0	0	-12	13				
22	Deandre Ayton	C	36:32	10	14	0	0	0	0	3	6	9	2	1	0	1	-7	20				
1	Devin Booker	G	43:56	15	29	3	7	7	7	1	12	13	11	3	0	2	6	40				
15	Cameron Payne	G	29:14	5	10	1	4	0	0	0	3	3	9	5	1	1	14	11				
55	E'Twaun Moore		10:44	0	1	0	1	0	0	0	0	2	1	1	1	0	-6	0				
20	Dario Saric	C	11:06	0	1	0	0	2	2	0	1	1	2	0	1	0	9	2				
23	Cameron Johnson		24:27	5	8	2	5	0	0	1	3	4	0	1	2	0	0	14	12			
12	Torrey Craig		14:42	3	5	2	2	0	0	2	4	6	1	2	0	0	18	8				
0	Ty-Shon Alexander	DNP	-	-	-	-	-	-	-	-	-	-	-	-	-	-	-	-	-	-		
4	Jevon Carter	DNP	-	-	-	-	-	-	-	-	-	-	-	-	-	-	-	-	-	-		
2	Langston Galloway	DNP	-	-	-	-	-	-	-	-	-	-	-	-	-	-	-	-	-	-		
8	Frank Kaminsky	DNP	-	-	-	-	-	-	-	-	-	-	-	-	-	-	-	-	-	-		
10	Jalen Smith	DNP	-	-	-	-	-	-	-	-	-	-	-	-	-	-	-	-	-	-		
240:00		49	89	13	32	9	9	7	36	43	31	16	5	7	3	6	120	55.1%	40.8%	100%	TM REB: 3	TOT TO: 7 (9 PTS)

SCORE BY PERIOD

PERIOD	1	2	3	4	FINAL
Clippers	21	33	39	21	114
SUNS	21	36	36	27	120

Inactive: Clippers - Ibaka (Injury/Illness - Back; Surgery), Leonard (Injury/Illness - Right Knee; Sprain)  
 Inactive: Suns - Nader (Injury/Illness - Right Knee; Arthroscopy), Paul (Health and Safety Protocol)  
 Points in the Paint: Clippers 34 (17/28), SUNS 54 (27/38) Biggest Lead: Clippers 6, SUNS 10  
 2nd Chance Points: Clippers 9 (2/10), SUNS 6 (2/9) Lead Changes: 20  
 Fast Break Points: Clippers 4 (2/5), SUNS 16 (7/7) Times Tied: 13

Technical fouls - Individual  
 Clippers (0): NONE  
 Suns (1): Payne 6:29 4th

### Game 2: June 22 in Phoenix

NATIONAL BASKETBALL ASSOCIATION OFFICIAL SCORER'S REPORT  
FINAL BOX

Tuesday, June 22, 2021 Phoenix Suns Arena, Phoenix, AZ  
Officials: #48 Scott Foster, #5 Kane Fitzgerald, #74 Curtis Blair, #55 Bill Kennedy

Game Duration: 2:48  
Attendance: 16645 (Sellout)

VISITOR: LA Clippers (0-2)		POS	MIN	FG	FGA	3P	3PA	FT	FTA	OR	DR	TOT	A	PF	ST	TO	BS	+/-	PTS			
13	Paul George	F	41:20	10	23	1	8	5	10	0	6	6	2	0	3	0	0	0	26			
8	Marcus Morris Sr.	F	24:43	3	11	1	2	0	0	1	4	5	1	0	1	0	1	-5	7			
40	Ivica Zubac	C	34:24	4	5	0	0	6	6	4	7	11	0	3	0	1	1	0	14			
21	Patrick Beverley	G	26:16	2	5	2	4	0	0	1	3	4	1	4	0	1	0	-1	6			
1	Reggie Jackson	G	38:40	7	15	3	7	2	2	0	5	5	3	0	2	2	1	0	19			
14	Terance Mann		19:17	3	5	1	3	1	2	0	1	1	1	5	1	0	0	-3	8			
4	Rajon Rondo		17:04	2	6	2	4	2	2	0	3	3	4	1	0	0	0	2	8			
33	Nicolas Batum	C	15:41	1	1	1	1	0	0	0	2	2	0	0	0	0	0	0	0	2		
5	Luke Kennard		18:43	4	7	2	5	0	0	1	2	2	1	2	2	0	0	0	8	10		
15	DeMarcus Cousins		03:52	0	2	0	0	2	2	0	0	0	0	2	0	1	0	-2	2			
7	Amir Coffey	DNP	-	-	-	-	-	-	-	-	-	-	-	-	-	-	-	-	-	-		
11	Yogi Ferrell	DNP	-	-	-	-	-	-	-	-	-	-	-	-	-	-	-	-	-	-		
10	Daniel Oturu	DNP	-	-	-	-	-	-	-	-	-	-	-	-	-	-	-	-	-	-		
54	Patrick Patterson	DNP	-	-	-	-	-	-	-	-	-	-	-	-	-	-	-	-	-	-		
0	Jay Scrubb	DNP	-	-	-	-	-	-	-	-	-	-	-	-	-	-	-	-	-	-		
240:00		36	80	13	34	18	24	7	32	39	18	19	3	8	4	-1	103	45%	38.2%	75%	TM REB: 11	TOT TO: 10 (17 PTS)

HOME: PHOENIX SUNS (2-0)

POS	MIN	FG	FGA	3P	3PA	FT	FTA	OR	DR	TOT	A	PF	ST	TO	BS	+/-	PTS					
25	Mikal Bridges	F	34:41	2	7	1	5	0	0	1	4	5	1	2	0	1	0	0	5			
99	Jae Crowder	F	32:30	0	3	0	0	3	2	2	0	4	4	3	3	1	0	-2	2			
22	Deandre Ayton	C	34:32	12	15	0	0	0	1	3	11	14	3	1	1	1	4	24				
1	Devin Booker	G	40:52	5	16	1	3	9	0	4	4	5	0	7	0	4	20	20				
15	Cameron Payne	G	37:29	12	24	2	8	3	4	0	1	1	9	1	2	0	2	29				
55	E'Twaun Moore		11:16	1	2	0	1	0	0	0	5	5	3	0	0	0	-1	2				
23	Cameron Johnson		22:11	5	5	1	1	0	0	2	1	3	2	1	0	0	-1	11				
12	Torrey Craig		11:20	0	1	0	1	0	0	0	0	0	0	0	0	0	-2	0				
20	Dario Saric		13:09	4	9	1	4	2	2	1	2	3	2	2	0	0	-1	11				
0	Ty-Shon Alexander	DNP	-	-	-	-	-	-	-	-	-	-	-	-	-	-	-	-	-	-		
4	Jevon Carter	DNP	-	-	-	-	-	-	-	-	-	-	-	-	-	-	-	-	-	-		
2	Langston Galloway	DNP	-	-	-	-	-	-	-	-	-	-	-	-	-	-	-	-	-	-		
8	Frank Kaminsky	DNP	-	-	-	-	-	-	-	-	-	-	-	-	-	-	-	-	-	-		
10	Jalen Smith	DNP	-	-	-	-	-	-	-	-	-	-	-	-	-	-	-	-	-	-		
240:00		41	82	6	26	16	18	7	32	39	24	20	5	9	3	1	104	50%	23.1%	88.9%	TM REB: 4	TOT TO: 9 (8 PTS)

SCORE BY PERIOD

PERIOD	1	2	3	4	FINAL
Clippers	22	25	24	32	103
SUNS	25	23	27	29	104

Inactive: Clippers - Ibaka, Leonard  
 Inactive: Suns - Nader, Paul (Health and Safety Protocol)  
 Points in the Paint: Clippers 30 (15/30), SUNS 60 (30/42)  
 2nd Chance Points: Clippers 13 (5/9), SUNS 10 (5/9) Biggest Lead: Suns 6, SUNS 9  
 Lead Changes: 11  
 Fast Break Points: Clippers 4 (1/4), SUNS 2 (1/3) Times Tied: 8

Technical fouls - Individual  
 Clippers (1): Morris Sr. 5:36 1st  
 Suns (1): Crowder 6:36 1st

### Game 3: June 24 in Los Angeles

NATIONAL BASKETBALL ASSOCIATION OFFICIAL SCORER'S REPORT  
FINAL BOX

Thursday, June 24, 2021 STAPLES Center, Los Angeles, CA  
Officials: #8 Marc Davis, #30 John Goble, #60 James Williams

Game Duration: 2:19  
Attendance: 17222 (Sellout)

VISITOR: Phoenix Suns (2-1)		POS	MIN	FG	FGA	3P	3PA	FT	FTA	OR	DR	TOT	A	PF	ST	TO	BS	+/-	PTS
25	Mikal Bridges	F	26:14	5	8	2	5	1	1	3	3	6	2	2	0	0	0	-14	13
99	Jae Crowder	F	28:41	3	7	3	6	0	0	0	6	6	0	6	0	1	0	-17	9
22	Deandre Ayton	C	35:35	9	13	0	0	1	4	5	9	0	2	1	0	2	-25	18	
1	Devin Booker	G	40:05	5	21	1	7	4	4	1	4	5	4	1	4	0	-15	15	
3	Chris Paul	G	38:48	5	19	2	7	3	3	0	2	2	12	3	2	0	-15	15	
23	Cameron Johnson		30:25	4	7	2	5	2	2	1	4	5	2	0	0	2	0	-8	12
15	Cameron Payne		04:19	1	4	0	1	0	0	0	0	0	0	0	0	0	-2	2	
12	Torrey Craig		15:29	1	4	0	1	2	2	0	1	1	0	0	0	1	8	4	
20	Dario Saric		12:25	1	2	0	0	0	0	2	5	7	0	2	0	0	0	11	2
55	E'Twaun Moore		04:53	1	5	0	0	0	0	0	1	1	1	0	0	0	0	6	2
4	Jevon Carter		01:33	0	0	0	0	0	0	0	0	1	0	0	0	0	0	2	0
10	Jalen Smith		01:33	0	0	0	0	0	0	0	1	1	0	0	0	0	0		



### Game 5: June 28 in Phoenix

### Game 6: June 30 in Phoenix

NATIONAL BASKETBALL ASSOCIATION

OFFICIAL SCORER'S REPORT

NATIONAL BASKETBALL ASSOCIATION

OFFICIAL SCORER'S REPORT

Monday, June 28, 2021 Phoenix Suns Arena, Phoenix, AZ  
Officials: #16 David Guthrie, #26 Pat Fraher, #61 Courtney Kirkland

Wednesday, June 30, 2021 STAPLES Center, Los Angeles, CA  
Officials: #8 Marc Davis, #30 John Goble, #4 Sean Wright

VISITOR: LA Clippers (2-3)

	POS	MIN	FG	FGA	3P	3PA	FT	FTA	OR	DR	TOT	A	PF	ST	TO	BS	+/-	PTS	
13 Paul George	F	40:53	15	20	3	6	8	8	0	13	13	6	2	3	6	0	14	41	
8 Marcus Morris Sr.	F	38:48	9	16	2	5	2	2	0	3	3	2	3	1	1	0	20	22	
14 Terance Mann	C	25:05	2	8	0	2	0	0	0	2	2	2	0	1	0	0	-5	4	
21 Patrick Beverley	G	30:55	3	6	1	4	0	0	0	5	5	1	4	1	0	1	2	7	
1 Reggie Jackson	G	38:11	8	14	4	7	3	4	0	5	5	3	3	0	1	1	21	23	
15 DeMarcus Cousins		11:19	7	12	0	2	1	1	2	0	2	3	1	1	0	0	6	15	
33 Nicolas Batum		29:47	1	2	0	1	0	0	0	8	8	2	1	2	0	0	18	2	
5 Luke Kennard		19:06	0	3	0	2	0	0	0	1	1	1	1	1	0	0	-5	0	
0 Jay Scrubb		01:14	0	0	0	0	0	0	0	0	0	0	0	0	0	0	0	0	
7 Amir Coffey		01:14	0	0	0	0	0	0	0	1	1	0	0	0	0	0	0	0	
10 Daniel Otsuru		01:14	0	1	0	1	0	0	0	0	0	0	0	0	0	0	0	0	
11 Yogi Ferrell		01:14	1	2	0	0	0	0	0	0	0	0	0	0	0	0	0	2	
54 Patrick Patterson	DNP - Coach's decision																		
4 Rajon Rondo	DNP - Coach's decision																		
			240:00	46	84	10	30	14	15	2	38	40	20	16	8	9	2	14	116
				54.8%		33.3%		93.3%		TM REB: 5				TOT TO: 10 (18 PTS)					

HOME: PHOENIX SUNS (3-2)

	POS	MIN	FG	FGA	3P	3PA	FT	FTA	OR	DR	TOT	A	PF	ST	TO	BS	+/-	PTS	
25 Mikal Bridges	F	27:58	2	5	1	2	0	0	0	3	3	1	3	0	1	0	-8	5	
99 Jae Crowder	F	27:15	2	6	0	4	0	0	0	4	4	6	3	0	1	0	-11	4	
22 DeAndre Ayton	C	36:53	5	9	0	0	0	0	3	8	11	1	1	2	1	0	-22	10	
1 Devin Booker	G	43:04	9	22	4	6	9	11	0	4	4	3	2	2	3	0	-10	31	
3 Chris Paul	G	35:44	8	19	0	6	6	0	3	3	8	2	0	2	0	-15	22		
15 Cameron Payne		13:16	2	6	1	2	0	0	0	3	3	2	1	0	1	0	4	5	
23 Cameron Johnson		23:01	5	3	3	1	1	3	4	2	4	3	2	0	3	0	4	14	
20 Dario Saric		11:07	1	4	0	2	0	0	1	3	4	1	1	0	0	0	8	2	
11 Abdel Nader		09:19	2	4	0	1	0	0	0	2	2	0	0	0	0	0	-6	4	
12 Torrey Craig		11:09	2	3	0	1	2	2	1	3	2	0	2	0	1	0	-6	5	
10 Jalen Smith		01:14	0	0	0	0	0	0	0	0	0	0	0	0	0	0	0	0	
7 Amir Coffey	DNP - Coach's decision																		
4 Jevon Carter	DNP - Coach's decision																		
2 Langston Galloway	DNP - Coach's decision																		
8 Frank Kaminsky	DNP - Coach's decision																		
55 E'Twaun Moore	DNP - Coach's decision																		
			240:00	38	84	9	26	17	20	7	34	41	22	19	6	14	1	-14	102
				45.2%		34.6%		85%		TM REB: 2				TOT TO: 14 (23 PTS)					

SCORE BY PERIOD

	1	2	3	4	FINAL
Clippers	26	23	32	25	116
SUNS	26	26	26	24	102

Inactive: Clippers - Ibaka (Injury/Illness - Back Surgery), Leonard (Injury/Illness - Right Knee; Sprain), Zubac (Injury/Illness - Right Knee; MCL Sprain)  
Inactive: Suns - Alexander  
Points in the Paint: Clippers 50 (29/8), SUNS 32 (19/3)  
2nd Chance Points: Clippers 2 (1/3), SUNS 4 (2)  
Fast Break Points: Clippers 19 (8/9), SUNS 8 (2/5)  
Flagrant Fouls: 0  
Clippers (1): 5:53 3rd Beverley-FLG1  
SUNS (1): 4:17 4th Crowder-FLG1

VISITOR: Phoenix Suns (4-2)

	POS	MIN	FG	FGA	3P	3PA	FT	FTA	OR	DR	TOT	A	PF	ST	TO	BS	+/-	PTS	
25 Mikal Bridges	F	23:52	4	6	0	1	1	1	0	1	1	4	3	0	0	0	-2	9	
99 Jae Crowder	F	32:44	6	11	5	9	2	2	0	5	5	1	4	0	0	0	19	19	
22 DeAndre Ayton	C	40:19	8	10	0	0	0	0	2	5	12	17	1	3	0	2	19	15	
1 Devin Booker	G	42:04	10	26	1	7	1	1	0	7	7	4	2	1	3	1	23	22	
3 Chris Paul	G	34:56	16	24	7	8	2	3	1	3	4	8	2	3	0	0	22	41	
15 Cameron Payne		15:41	3	9	1	2	0	0	0	0	3	3	2	0	1	0	11	7	
12 Torrey Craig		30:37	1	3	1	2	0	0	4	4	8	1	3	1	1	1	28	3	
11 Abdel Nader		06:03	0	0	0	0	0	0	0	1	1	0	0	0	0	0	-2	0	
20 Dario Saric		07:41	2	2	2	2	1	2	0	0	0	0	1	2	0	1	8	7	
4 Jevon Carter		02:01	1	2	0	0	0	0	0	0	0	0	0	0	0	0	3	2	
10 Jalen Smith		02:01	1	1	0	0	0	0	0	0	0	0	0	0	0	0	3	2	
55 E'Twaun Moore		02:01	1	1	0	0	0	0	0	1	1	0	0	0	0	1	3	2	
0 Ty-Shon Alexander	DNP - Coach's decision																		
2 Langston Galloway	DNP - Coach's decision																		
8 Frank Kaminsky	DNP - Coach's decision																		
			240:00	53	94	17	31	7	11	10	37	47	27	21	5	9	4	27	130
				56.4%		54.8%		63.6%		TM REB: 11				TOT TO: 10 (5 PTS)					

HOME: LA CLIPPERS (2-4)

	POS	MIN	FG	FGA	3P	3PA	FT	FTA	OR	DR	TOT	A	PF	ST	TO	BS	+/-	PTS	
14 Terance Mann	F	29:14	2	7	0	3	1	2	2	1	3	0	3	0	1	0	-10	5	
13 Paul George	F	41:01	6	15	1	6	8	9	1	8	9	2	1	0	4	0	-25	21	
8 Marcus Morris Sr.	C	42:16	9	17	4	11	4	6	0	9	9	1	2	0	0	1	-15	26	
1 Reggie Jackson	G	36:56	4	12	2	7	3	3	1	3	4	8	3	2	0	0	-18	13	
21 Patrick Beverley	G	31:01	4	7	1	2	2	2	1	1	3	2	1	1	1	1	-16	11	
33 Nicolas Batum		19:23	3	6	1	3	2	2	1	3	4	2	0	0	0	0	-5	9	
5 Luke Kennard		13:49	1	4	1	4	0	0	0	0	0	0	0	0	1	0	-8	3	
15 DeMarcus Cousins		14:28	3	8	2	3	4	5	1	0	1	1	0	1	0	1	-14	12	
0 Jay Scrubb		02:58	0	0	0	0	0	0	0	0	0	0	0	0	0	0	-6	0	
7 Amir Coffey		02:58	1	1	0	0	0	1	0	0	0	0	0	1	1	0	-5	2	
10 Daniel Otsuru		02:58	0	1	0	0	1	2	1	0	1	0	0	0	0	0	-6	1	
11 Yogi Ferrell		02:58	0	1	0	0	0	0	0	0	0	1	0	0	0	0	-6	0	
54 Patrick Patterson	DNP - Coach's decision																		
4 Rajon Rondo	DNP - Coach's decision																		
			240:00	33	79	12	39	25	32	7	25	32	18	11	5	8	3	-27	103
				41.8%		30.8%		78.1%		TM REB: 8				TOT TO: 10 (17 PTS)					

SCORE BY PERIOD







	1	2	3	4	FINAL
Suns	33	33	31	33	130
CLIPPERS	29	28	26	20	103

Inactive: Suns - Johnson (Injury/Illness - Non-covid; Illness)  
Inactive: Clippers - Ibaka (Injury/Illness - Back Surgery), Leonard (Injury/Illness - Right Knee; Sprain), Zubac (Injury/Illness - Right Knee; MCL Sprain)  
Points in the Paint: Suns 54 (27/11), CLIPPERS 34 (17/31)  
2nd Chance Points: Suns 19 (7/11), CLIPPERS 10 (4/9)  
Fast Break Points: Suns 6 (3/6), CLIPPERS 7 (3/4)  
Technical Fouls - Individual:  
Suns (2): Ayton 0:01 3rd, Paul 2:01 4th  
CLIPPERS (2): Cousins 0:55 3rd, Beverley 5:49 4th  
Ejections:  
Suns (0): NONE  
CLIPPERS (1): Beverley 5:49 4th







### SUNS CONFERENCE FINALS SERIES CUME STATS (4-2)

NO	PLAYER	GP-GS	MIN	FGM-FGA	FG%	FGM-FGA	FG%	FTM-FTA	FT%	---- REBOUNDS ----					PF-DQ	STL	TO	BLK	PTS/AVG
										OFF	DEF	TOT/AVG	AST						
1	Booker, D	6-6	248:17	52 - 136	38.2%	10-35	28.6%	39 - 43	90.7%	2	33	35/5.8	28	22-1	6	25	1	153/25.5	
3	Paul, C	4-4	146:59	35 - 84	41.7%	9-24	37.5%	17 - 19	89.5%	1	12	13/3.3	35	11-0	7	8	0	96/24.0	
22	Ayton, D	6-6	225:05	52 - 75	69.3%	0-0	0.0%	3 - 7	42.9%	27	55	82/13.7	8	14-0	4	9	10	107/17.8	
23	Johnson, C	5-0	119:08	21 - 30	70.0%	9-17	52.9%	3 - 3	100%	6	14	20/4.0	2	8-0	6	5	0	54/10.8	
15	Payne, C	6-2	119:50	25 - 61	41.0%	6-19	31.6%	3 - 4	75.0%	0	12	12/2.0	31	10-0	3	4	4	59/9.8	
25	Bridges, M	6-6	188:04	22 - 43	51.2%	6-19	31.6%	2 - 2	100%	7	22	29/4.8	13	15-0	1	2	4	52/8.7	
99	Crowder, J	6-6	188:48	17 - 45	37.8%	12-35	34.3%	4 - 4	100%	3	29	32/5.							



## IDENTIFICATION CHART



**COACHING STAFF**



**SPORTS MEDICINE & PERFORMANCE**



**EQUIPMENT OPERATIONS**

