

DİE
7
1929
Fasikül I

DEVLET İSTATİSTİK ENSTİTÜSÜ
KÜTÜPHANE VE DOKÜMANTASYON
ŞUBESİ MÜDÜRLÜĞÜ

TÜRKİYE CÜMHURİYETİ
BAŞVEKÂLET
İSTATİSTİK UMUM MÜDÜRLÜĞÜ
28 Teşrinievvel 1927

0015452

UMUMÎ
NÜFUS TAHRİRİ

Fasikül I

MUFASSAL NETİCELER
İCMAL TABLOLARI

1 - Marmara ve Adalar denizi sahil vilâyetleri 2 - Garbî Anadolu vilâyetleri 3 - Akdeniz sahil
vilâyetleri 4 - Şarkî ve Cenubîşarkî Anadolu vilâyetleri

RÉPUBLIQUE TURQUE — PRÉSIDENTE DU CONSEIL
OFFICE CENTRAL DE STATISTIQUE

**RECENSEMENT GÉNÉRAL DE LA
POPULATION**

AU 28 OCTOBRE 1927

FASCICULE I

RÉSULTATS DÉTAILLÉS POUR LES VILAYETS
TABLEAUX RÉCAPITULATIFS

1 — DES CÔTES DES MERS DE MARMARA ET D'ÉGÉE, 2 — DE L'ANATOLIE OCCIDENTALE, 3 — DES CÔTES DE LA MÉDITERRANÉE
4 — DE L'ANATOLIE ORIENTALE ET DE L'ANATOLIE DU SUD-EST

7^{me} PUBLICATION DE
L'OFFICE CENTRAL DE
STATISTIQUE

İSTATİSTİK UMUM MÜDÜR-
LÜĞÜ NEŞRİYATINDAN: 7

ANKARA
1929

HÜSNÜTABİAT MATBAASI — IMPRIMERIE HUSNUTABIAT
İSTANBUL

0015452

YANLIŞ, DOĞRU CETVELİ

ERRATA

SAYFA	RAKAM SÜTUNU	SATIR	YANLIŞ	DOĞRU	SAYFA	RAKAM SÜTUNU	SATIR	YANLIŞ	DOĞRU
PAGE	COLONNE DES CHIFFRES	LIGNE	AU LIEU DE	LIRE	PAGE	COLONNE DES CHIFFRES	LIGNE	AU LIEU DE	LIRE
II	5	7	15,0	14,0	47	10	5	6,436	6,435
IX	2	3	49,79	49,791	101	10	7	249,0 4	249,058
XII	9	6	88,64	88,663	117	21	17	3	38
XV	10	3	3,405	3,425	124	19	18	33	38
XXXVIII	13	10	26,274	26,274	154	7	8	12,464	12,484
LXIII	2	7	657	673	164	8	4	5 7	527
LXIX	1	8	51,178	52,178	164	12	14	139	1,303
LXXVI	1	12	114,835	114,855	167	13	4	673	813
LXXX	6	4	3	—	168	2	10	2,215	2,245
LXXX	4	6	—	3	170	8	3	10,065	10,065
LXXXV	8	10	3	—	176	8	18	7 8 7	1,887
LXXXV	4	11	2	—	217	1	7	4,273	5,273
LXXXV	8	12	3	—	221	16	18	191	120
LXXXV	5	13	—	3	243	11	9	126,857	26,857
LXXXV	8	14	—	2	243	11	17	102,841	106,841
LXXXV	8	15	—	5	244	12	19	6,438	3,438
2	—	9-10	egine	011e	300	*	*	Maraş	Sivri
3	14	10	361	369	309	23	8	1	—
8	9	16	443	442	341	13	1	1	9



28 TEŞRİNİVEL 1927
UMUMİ NÜFUS TAHRİRİ

RECENSEMENT GÉNÉRAL DE LA POPULATION
DU
28 OCTOBRE 1927

UMUMİ HULÂSA — RÉSUMÉ GÉNÉRAL

1

*KAZA VE VİLÂYET İTİBARILE NÜFUS MİKTARI, MESAHAİ
SATHİYE, NÜFUS KESAFETİ VE MEVAKİ ADEDİ*

*POPULATION PAR CAZAS ET VILAYETS, ETENDUE TERRITORIALE,
HABITANTS PAR KILOMÈTRE CARRÉ, NOMBRE DES LOCALITÉS*

Kaza ve vilâyet itibarile nüfus miktari, mesahal sathiye, nüfus kesafeti, ve mevaki adedi (*)
 Population par cazas et vilâyet, étendue territoriale, habitants par kilomètre carré, nombre des localités

1927

Vilâyetler ve Kazalar Vilâyet et Cazas	NÜFUSU MEVCUDE Population présente			Mesahal Sathiye K ² Superficie en K ²	Nüfus kesafeti Habitants par K ²	Mevaki adedi Nombre des localités	Vilâyetler ve Kazalar Vilâyet et Cazas	NÜFUSU MEVCUDE Population présente			Mesahal Sathiye K ² Superficie en K ²	Nüfus kesafeti Habitants par K ²	Mevaki adedi Nombre des localités
	Erkek Hommes	Kadın Femmes	Yekûn Total					Erkek Hommes	Kadın Femmes	Yekûn Total			
ADANA							AKSARAY						
Adana	58,555	50,660	109,215	2,960	36.8	178	Aksaray	34,130	37,447	71,577	5,475	13.0	151
Feke	5,045	5,450	10,495	2,035	5.1	41	Arapsun	7,396	9,024	16,420	1,088	15.0	45
Kadirli	11,885	12,293	24,178	1,515	16.0	56	Koçhisar	18,881	20,153	39,034	3,538	11.0	105
Karaisalı	18,985	19,593	38,578	4,555	8.5	152	YEKÛN Total	60,407	66,624	127,031	10,101	12.6	301
Kozan	13,003	13,683	26,686	2,265	11.8	101	AMASYA						
Saimbeyli	8,868	9,698	18,566	2,830	6.6	60	Amasya	30,586	29,893	60,479	3,630	16.7	168
YEKÛN Total	116,341	111,377	227,718	16,160	18.0	588	Gümüşacıköy	11,808	14,456	26,264	910	28.9	62
AFYONKARAHİSAR							Merzifon	13,448	14,693	28,141	1,010	27.9	70
Afyon karahisar	48,621	53,642	102,263	4,180	24.5	163	YEKÛN Total	55,842	59,042	114,884	5,550	21.7	309
Aziziye	20,513	23,564	44,077	2,340	18.8	102	ANKARA						
Bolvadin	18,020	21,218	39,238	2,420	16.2	42	Ankara	65,506	42,075	107,581	2,875	37.4	116
Dinar	16,379	19,800	36,179	1,640	22.0	105	Ayaş	10,294	12,106	22,400	1,080	20.7	43
Sandıklı	16,865	20,755	37,620	2,080	18.0	79	Balâ	12,804	13,824	26,628	3,060	8.7	82
YEKÛN Total	120,393	138,979	259,372	12,660	20.4	491	Beypazarı	9,294	11,335	20,629	1,525	13.5	79

(*) Mevaki adedinde köyler, vilâyet, kaza ve nahiyeler merkezleri dahildir.

Le nombre des localités comprend tous les chefs-lieux de vilâyet et cazas ainsi que les villages

Kaza ve vilâyet itibarile nüfus miktarı, mesahal sathıye, nüfus kesafeti, ve mevaki adedi
Population par cazas et vilayets, etendue territoriale, habitants par kilomètre carré, nombre des localités

Vilâyetler ve Kazalar Vilayets et Cazas	NÜFUSU MEVCUDE Population présente			Mesaha Sathıye K² Superficie en K²	Nüfus kesafeti Habitants par K²	Mevaki adedi Nombre des localités	Vilâyetler ve Kazalar Vilayets et Cazas	NÜFUSU MEVCUDE Population présente			Mesaha Sathıye K² Superficie en K²	Nüfus kesafeti Habitants par K²	Mevaki adedi Nombre des localités
	Erkek Hommes	Kadın Femmes	Yekün Total					Erkek Hommes	Kadın Femmes	Yekün Total			
ANKARA (Mabat - Suite)							ARTVİN						
Çubukabat	12,532	13,506	26,038	1,410	18.5	98	Artvin	19,099	16,223	35,322	2,755	12.8	166
Haymana	14,531	14,758	29,279	4,630	6.3	121	Şavşat	13,989	14,365	28,354	1,485	19.0	58
Kalecik	17,999	20,720	38,719	2,850	13.6	117	Yusufeli	11,444	14,946	26,390	2,640	10.0	64
Keskin	22,937	25,997	48,934	2,810	17.4	133	YEKÜN Total	44,532	45,534	90,066	6,880	13.0	288
Nallıhan	6,648	7,589	14,237	1,250	11.4	56	AYDIN						
Polatlı	8,377	8,220	16,597	1,535	10.8	78	Aydın	33,565	37,168	70,733	1,755	40.3	162
Yabanabat	24,456	29,222	53,678	2,360	22.7	183	Bozdoğan	12,254	14,931	27,185	1,350	20.0	52
YEKÜN Total	205,368	199,352	404,720	25,385	15.9	1,106	Çine	12,556	15,561	28,117	1,410	19.9	94
ANTALYA							Antalya	17,373	18,951	36,324	2,989	12.2	104
Akseki	9,807	14,872	24,679	1,910	12.9	69	Karacasu	5,030	6,490	11,520	470	24.5	18
Alaiye	15,167	19,275	34,442	3,380	10.2	134	Nazilli	23,155	26,717	49,872	1,360	36.6	94
Antalya	17,373	18,951	36,324	2,989	12.2	104	Söke	12,753	12,361	25,114	1,235	20.3	53
Elmalı	7,418	8,794	16,212	1,565	10.4	48	YEKÜN Total	99,313	113,228	212,541	7,580	28.0	473
Finike	7,168	7,945	15,113	1,850	7.6	36	BALIKESİR						
Kaş	9,042	10,821	19,863	2,490	8.0	63	Ayvalık	8,653	8,220	16,873	425	39.7	3
Korkuteli	11,853	13,553	25,416	1,605	15.8	52	Balıkesir	65,891	69,582	135,473	3,625	37.4	334
Manavgat	8,168	9,273	17,441	2,140	8.1	76	Balya	16,096	15,412	31,508	1,095	28.8	72
Serik	7,206	7,676	14,882	1,550	9.6	59	Bandırma	30,219	31,553	61,772	1,910	32.3	128
YEKÜN Total	93,212	111,160	204,372	19,479	10.4	641							

Kaza ve vilâyet itibarile nüfus miktarı, mesahai sathıye, nüfus kesafeti, ve mevaki adedi
 Population par cazas et vilayets, etendue territoriale, habitants par kilomètre carré, nombre des localités

Vilâyetler ve Kazalar Vilayets et Cazas	NÜFUSU MEVCUDE Population présente			Mesahai Sathıye K ² Superficie en K ²	Nüfus kesafeti Habitants par K ²	Mevaki adedi Nombre des localités	Vilâyetler ve Kazalar Vilayets et Cazas	NÜFUSU MEVCUDE Population présente			Mesahai Sathıye K ² Superficie en K ²	Nüfus kesafeti Habitants par K ²	Mevaki adedi Nombre des localités
	Erkek Hommes	Kadın Femmes	Yekün Total					Erkek Hommes	Kadın Femmes	Yekün Total			
BALIKESİR (Mabat - Süite)							BİLECİK						
Burhaniye	11,524	11,862	23,386	340	68.8	60	Bilecik	10,195	11,256	21,451	975	22.0	59
Edremit	20,432	19,241	39,673	1,430	27.7	88	Bozüyük	14,968	15,803	30,771	625	49.2	57
Gönan	20,246	22,427	42,673	1,420	30.0	98	Gölpazarı	6,990	8,492	15,482	1,155	13.4	96
Sındırğı	13,572	16,148	29,720	1,420	20.9	80	Lefke	4,254	4,791	9,045	210	43.0	39
Susğırlık	11,916	11,192	23,108	445	51.9	42	Söğüt	17,091	19,820	36,911	1,765	20.9	76
Dursunbey	7,671	9,209	16,880	2,205	7.6	69	YEKÜN Total	53,498	60,162	113,660	4,730	24.0	327
YEKÜN Total	206,220	214,846	421,066	14,315	29.4	974	BİTLİS						
BAYAZIT							Ahlat	4,290	3,669	7,959	2,480	3.2	74
Bayazıt	11,027	9,463	20,490	3,205	6.4	174	Bitlis	11,286	8,369	19,755	2,210	8.9	148
Diyadin	6,173	5,678	11,851	1,810	6.5	113	Bulanık	2,665	2,632	5,297	1,270	4.2	66
Eleşkirt	4,621	4,308	8,929	1,090	8.2	86	Hizan	4,186	4,222	8,408	590	14.3	115
Iğdır	13,384	11,825	25,209	2,105	12.0	88	Malaskirt	3,765	3,201	6,966	3,015	2.3	104
Karaköse	13,382	7,946	21,328	2,310	9.2	133	Muş	11,100	10,399	21,499	4,550	4.7	283
Tufak	3,241	3,011	6,252	1,890	3.3	92	Mutki	5,361	5,564	10,925	792	13.8	113
Tuzluca	5,349	5,178	10,527	840	12.5	97	Varto	4,790	5,032	9,822	1,600	6.1	112
YEKÜN Total	57,177	47,409	104,586	13,250	7.9	783	YEKÜN Total	47,543	43,083	90,631	16,507	5.4	1,015

Kaza ve vilâyet itibarile nüfus miktarı, mesahai sathıye, nüfus kesafeti, ve mevaki adedi
 Population par cazas et vilayets, etendue territoriale, habitants par kilomètre carré, nombre des localités

Vilâyetler ve Kazalar Vilayets et Cazas	NÜFUSU MEVCUDE Population présente			Mesahai Sathıye K ² Superficie en K ²	Nüfus kesafeti Habitants par K ²	Mevaki adedi Nombre des localités	Vilâyetler ve Kazalar Vilayets et Cazas	NÜFUSU MEVCUDE Population présente			Mesahai Sathıye K ² Superficie en K ²	Nüfus kesafeti Habitants par K ²	Mevaki adedi Nombre des localités
	Erkek Hommes	Kadın Femmes	Yekûn Total					Erkek Hommes	Kadın Femmes	Yekûn Total			
	BOLU							BURSA (Mabat - Suite)					
Bolu	24,723	31,268	55,991	2,925	19.0	205	Mustafa Kemal Paşa	25,071	28,172	53,243	2,025	26.3	127
Düzce	36,083	39,280	75,363	2,135	35.2	221	Orhaneli	18,164	22,140	40,304	3,350	12.0	186
Gerede	21,105	27,522	48,627	2,510	19.4	167	Orhangazi	8,046	8,280	16,326	326	50.0	27
Göynük	7,403	9,244	16,647	1,520	10.9	74	Yenişehir	20,486	22,198	42,684	1,604	26.6	103
Mudurnu	9,627	11,991	21,618	2,050	10.5	80	YEKÜN Total	192,730	208,865	401,595	13,565	29.6	831
YEKÜN Total	98,941	119,305	218,246	11,140	19.6	747							
	BURDUR							CEBELİBEREKET					
Bucak	7,672	8,799	16,471	1,075	15.3	44	Bahçe	7,671	7,863	15,534	1,060	14.6	48
Burdur	19,914	22,774	42,688	2,000	21.3	80	Cebeli Bereket	9,225	9,057	18,282	850	21.5	51
Tefenni	11,092	13,363	24,455	3,540	6.9	58	Ceyhan	20,052	18,431	38,483	1,785	21.5	114
YEKÜN Total	38,678	44,936	83,614	6,615	12.6	182	Dört Yol	8,970	8,052	17,022	835	20.3	19
	BURSA							ÇANAKKALE					
Bursa	61,988	65,263	127,251	1,550	82.0	169	İslahiye	9,549	8,824	18,373	1,650	11.1	78
Gemlik	9,246	9,768	19,014	760	25.0	28	YEKÜN Total	55,467	52,227	107,694	6,180	17.4	310
İnegöl	27,785	31,376	59,161	2,190	27.0	144							
Karacabey	14,648	15,098	29,746	1,260	23.6	70	Bayramiç	11,671	13,258	24,929	2,055	12.1	104
Mudanya	7,296	6,570	13,866	500	27.7	27	Biga	29,807	33,084	62,891	1,605	39.1	163
							Bozcaada	762	870	1,632	30	54.4	1
							Çanakkale	9,691	9,065	18,756	915	20.5	66
							Eceabat	2,940	2,917	5,857	435	13.4	16

Kaza ve vilâyet itibarile nüfus miktarı, mesahai sathıye, nüfus kesafeti, ve mevaki adedi
Population par cazas et vilayets, etendue territoriale, habitants par kilomètre carré, nombre des localités

Vilâyetler ve Kazalar Vilayets et Cazas	NÜFUSU MEVCUDE Population présente			Mesahai Sathıye K² Superficie en K²	Nüfus kesafeti Habitants par K²	Mevaki adedi Nombre des localités	Vilâyetler ve Kazalar Vilayets et Cazas	NÜFUSU MEVCUDE Population présente			Mesahai Sathıye K² Superficie en K²	Nüfus kesafeti Habitants par K²	Mevaki adedi Nombre des localités
	Erkek Hommes	Kadın Femmes	Yekûn Total					Erkek Hommes	Kadın Femmes	Yekûn Total			
ÇANAKKALE (Mabat - Suite)							DENİZLİ						
Ezine	14,298	14,563	28,861	2,050	14.0	121	Boldan	11,104	13,546	24,650	1,350	18.2	45
Gelibolu	6,668	6,964	13,632	730	18.7	22	Çal	18,736	23,439	42,175	1,165	36.2	63
İmroz	3,028	3,691	6,719	285	23.6	6	Çivril	9,831	11,747	21,578	1,365	15.8	66
Lapseki	8,811	9,647	18,458	935	19.7	65	Denizli	19,714	22,102	41,816	1,540	27.1	82
YEKÛN Total	87,676	94,059	181,735	9,040	20.1	564	Garbi kara- ağaç	20,663	25,501	46,164	2,820	16.3	95
ÇANKIRI							Sarayköy	8,531	9,606	18,137	460	39.4	32
Çankırı	34,036	39,592	73,628	4,145	17.8	188	Tavas	21,751	28,777	50,528	2,450	20.6	75
Çerkeş	21,529	27,500	49,029	2,880	17.0	161	YEKÛN Total	110,330	134,718	245,048	11,150	22.0	458
İlgaz	15,041	19,521	34,562	1,640	21.0	118	DIYARBEKİR						
YEKÛN Total	70,606	86,613	157,219	8,665	18.1	457	Çermik	8,024	9,284	17,308	1,420	12.2	122
ÇORUM							Diyarbakir	50,548	48,143	98,691	7,150	13.8	617
Çorum	29,152	31,717	60,869	3,055	19.9	174	Lice	11,367	10,191	21,558	1,770	12.2	131
Hüseyinabat	12,567	14,359	26,926	1,155	23.3	89	Osmaniye	8,994	9,841	18,835	1,595	11.8	152
İskilip	24,957	28,806	53,763	1,950	27.6	139	Silvan	13,168	13,524	26,692	1,930	13.8	218
Mecitözü	16,968	19,723	36,691	1,390	26.4	139	Kalp	5,286	5,946	11,232	1,010	11.1	116
Osmancik	13,479	15,720	29,199	1,880	15.5	77	YEKÛN Total	97,387	96,929	194,316	14,875	13.0	1,356
Sungurlu	18,978	21,500	40,478	1,810	22.3	114							
YEKÛN Total	116,101	131,825	247,926	11,240	22.0	732							

Kaza ve vilâyet itibarile nüfus miktarı, mesahai sathıye, nüfus kesafeti, ve mevaki adedi
 Population par cazas et vilayets, etendue territoriale, habitants par kilomètre carré, nombre des localités

Vilâyetler ve Kazalar Vilayets et Kazas	NÜFUSU MEVCUDE Population présente			Mesahai Sathıye K ² Superficie en K ²	Nüfus kesafeti Habitants par K ²	Mevaki adedi Nombre des localités	Vilâyetler ve Kazalar Vilayets et Kazas	NÜFUSU MEVCUDE Population présente			Mesahai Sathıye K ² Superficie en K ²	Nüfus kesafeti Habitants par K ²	Mevaki adedi Nombre des localités
	Erkek Hommes	Kadın Femmes	Yekün Total					Erkek Hommes	Kadın Femmes	Yekün Total			
EDİRNE							ELÂZİZ (Mabat - Suite)						
Edirne	33,489	34,790	68,279	2,515	27.1	96	Pertek	6,822	7,170	13,992	795	17.6	128
Kavaklı	5,972	6,423	12,395	300	41.3	31	YEKÜN Total	104,719	109,058	213,777	17,813	12.0	1,569
Keşan	17,535	18,566	36,101	3,040	11.9	96	ERZİNCAN						
Uzunköprü	16,512	17,553	34,065	1,710	19.9	58	Erzincan	26,561	25,366	51,927	2,985	17.4	150
YEKÜN Total	73,508	77,332	150,840	7,565	19.9	281	Kemah	5,864	7,587	13,451	2,655	5.0	86
ELÂZİZ							Kığı	13,197	13,341	26,538	3,720	7.1	201
Baskil	5,949	6,856	12,805	1,225	10.4	116	Kuruçay	3,885	5,298	9,183	1,040	8.8	66
Çapakçur	5,453	4,942	10,395	2,092	5.0	87	Nazımiye	3,273	3,121	6,394	800	8.0	39
Çemişgezek	5,967	7,713	13,680	1,120	12.2	108	Pflümür	4,944	5,629	10,573	1,465	7.5	63
Elâziz	38,884	40,330	79,214	3,225	24.6	304	Refahiye	6,587	7,672	14,259	1,611	8.9	146
Genç	1,941	1,718	3,659	1,345	2.7	13	YEKÜN Total	64,311	68,014	132,325	14,276	9.3	751
Hozat	5,445	5,042	10,487	2,045	5.1	107	ERZURUM						
Keban	1,472	1,884	3,356	776	4.3	24	Erzurum	39,930	38,204	78,134	4,015	19.5	177
Maden	4,973	5,046	10,019	1,340	7.5	85	İspir	13,732	19,099	32,831	2,810	11.7	147
Mazkirt	8,018	7,819	15,837	500	12.2	184	Hınıs	11,428	11,343	22,771	5,055	4.5	234
Ovacık	2,687	2,640	5,327	540	9.9	81	Oltu	18,417	18,579	36,996	2,460	15.0	184
Palo	17,108	17,898	35,006	2,810	12.5	332	Pasinler	17,404	17,163	34,567	4,545	7.6	225

Kaza ve vilâyet itibarile nüfus miktarı, mesahai sathıye, nüfus kesafeti, ve mevaki adedi
Population par cazas et vilayets, etendue territoriale, habitants par kilomètre carré, nombre des localités

Vilâyetler ve Kazalar Vilayets et Cazas	NÜFUSU NEVCUDE Population présente			Mesahai Sathıye K ²	Nüfus kesafeti	Mevaki adedi	Vilâyetler ve Kazalar Vilayets et Cazas	NÜFUSU MEVCUDE Population présente			Mesahai Sathıye K ²	Nüfus kesafeti	Mevaki adedi
	Erkek Hommes	Kadın Femmes	Yekûn Total	Superficie en K ²	Habitants par K ²	Nombredes localités		Erkek Hommes	Kadın Femmes	Yekûn Total	Superficie en K ²	Habitants par K ²	Nombredes localités
ERZURUM (Mabat - Suite)							GİRESUN						
Tercan	16,343	17,537	33,880	4,275	7.9	179	Giresun	43,726	49,282	93,008	2,390	38.9	189
Tortum	14,995	16,252	31,247	3,170	9.8	108	Görece	16,704	20,260	36,964	600	61.6	55
YEKÛN Total	132,249	138,177	270,426	26,330	10.3	1,254	Tirebolu	15,745	19,316	35,061	1,180	29.7	106
ESKİŞEHİR							GÜMÜŞANE						
Eskişehir	40,449	41,310	81,759	4,200	19.4	158	Bayburt	23,407	25,563	48,970	3,430	14.3	176
Mihalıççık	11,129	12,302	23,431	2,150	10.9	69	Gümüşane	10,981	12,678	23,659	2,080	11.4	104
Seyitgazi	8,304	9,375	17,679	2,205	8.0	49	Kelkit	9,085	10,080	19,165	1,350	14.2	97
Sivrihisar	14,698	16,765	31,463	4,780	6.6	98	Şiran	5,685	6,785	12,470	1,200	10.4	77
YEKÛN Total	74,580	79,752	154,332	13,335	11.6	374	Torul	8,229	9,738	17,967	2,040	8.8	99
GAZİAYINTAP							HAKÂRİ						
Behisni	14,673	16,447	31,120	3,230	9.6	141	Beytişebap	6,435	6,448	12,883	4,400	2.9	73
Gaziayıntap	44,012	45,386	89,398	4,090	21.9	220	Geyar	1,753	1,456	3,209	3,040	1.0	63
Kilis	23,097	23,430	46,527	1,450	32.0	142	Hakâri	3,856	3,417	7,273	3,510	2.0	69
Nezip	24,125	24,592	48,717	2,430	20.0	217	Şemdinan	924	691	1,615	4,555	0.3	49
YEKÛN Total	105,907	109,855	215,762	11,200	19.3	720	YEKÛN Total	12,968	12,012	24,980	15,505	1.6	254

Kaza ve vilâyet itibarile nüfus miktarı, mesahai sathıye, nüfus kesafeti, ve mevaki adedi
 Population par cazas et vilayets, etendue territoriale, habitants par kilomètre carré, nombre des localités

Vilâyetler ve Kazalar Vilayets et Cazas	NÜFUSU MEVCUDE Population présente			Mesahai Sathıye K ²	Nüfus kesafeti	Mevaki adedi	Vilâyetler ve Kazalar Vilayets et Cazas	NÜFUSU MEVCUDE Population présente			Mesahai Sathıye K ²	Nüfus kesafeti	Mevaki adedi	
	Erkek Hommes	Kadın Femmes	Yekün Total	Superficie en K ²	Habitants par K ²	Nombre des localités		Erkek Hommes	Kadın Femmes	Yekün Total	Superficie en K ²	Habitants par K ²	Nombre des localités	
	İÇEL							İSTANBUL						
Anamur	8,282	10,088	18,370	2,100	8.7	54	Adalar	5,594	6,716	12,310	12	1025.8	4	
Gülnar	8,664	10,791	19,455	1,775	11.0	50	Bakırköy	12,794	10,938	23,732	290	81.8	18	
İçel	17,133	20,285	37,418	3,970	9.4	107	Beyoğlu	156,249	146,638	302,887	—	—	26	
Mut	7,070	8,627	15,697	2,000	7.8	73	Çatalca	26,719	23,866	50,585	2,525	20.0	138	
YEKÜN Total	41,149	49,791	90,940	9,845	9.2	284	İstanbul	125,579	120,403	245,982	[*] 535	1025.9	3	
	ISPARTA							Şile	6,349	7,176	13,525	1,030	13.1	90
İğridir	12,777	15,713	28,490	2,810	10.1	69	Üsküdar	71,274	74,149	145,423	1,090	133.4	51	
Isparta	24,005	20,652	44,657	1,845	24.2	56	YEKÜN Total	404,558	389,886	794,444	5,482	144.9	330	
Şarkıkara- ağaç	11,466	13,940	25,406	1,475	17.2	52		İZMİR						
Uluborlu	7,775	9,390	17,165	965	17.8	12	Bayındır	12,619	13,062	25,681	745	34.4	42	
Yalvaç	13,000	15,719	28,719	1,180	24.3	37	Bergama	30,962	32,780	63,742	2,650	24.0	170	
YEKÜN Total	69,023	75,414	144,437	8,275	17.4	226	Çeşme	5,057	4,922	9,979	590	16.9	17	
								Foça	4,987	3,914	8,901	210	42.4	8
								İzmir	98,947	85,307	184,254	1,400	131.6	54
								Karaburun	3,880	4,000	7,880	460	17.1	27
								Kemalpaşa	11,377	10,592	21,969	440	49.9	41

(*) Mesahai sathıye ve kilometre murabbama isabet eden nüfus miktarında Beyoğlu mesahayı sathıyesiyle nüfusuda dahildir

Y compris la superficie et la densité de la population de Beyoğlu (Péra)

Kaza ve vilâyet itibarile nüfus miktarı, mesahal sathiye, nüfus kesafeti, ve mevaki adedi
 Population par cazas et vilayets, etendue territoriale, habitants par kilomètre carré, nombre des localités

Vilâyetler ve Kazalar Vilayets et Cazas	NÜFUSU MEVCUDE Population présente			Mesahal Sathiye K² Superficie en K²	Nüfus kesafeti Habitants par K²	Mevaki adedi Nombre des localités	Vilâyetler ve Kazalar Vilayets et Cazas	NÜFUSU MEVCUDE Population présente			Mesahal Sathiye K² Superficie en K²	Nüfus kesafeti Habitants par K²	Mevaki adedi Nombre des localités
	Erkek Hommes	Kadın Femmes	Yekûn Total					Erkek Hommes	Kadın Femmes	Yekûn Total			
İZMİR (Mabat - Suite)							KARS (Mabat - Suite)						
Kuşadası	7,265	7,166	14,431	690	20.9	29	Sarıkamış	19,131	16,205	35,336	2,730	12.9	143
Menemen	15,082	13,216	28,298	857	33.0	49	YEKÛN Total	108,803	96,043	204,846	14,435	14.2	710
Ödemiş	36,142	40,411	76,553	1,935	39.5	132							
Seferihisar	4,383	3,935	8,318	365	22.8	14	KASTAMONU						
Tire	18,951	20,277	39,228	615	63.8	78	Araç	16,658	21,845	38,503	3,020	12.7	153
Torbali	10,987	10,118	21,105	1,260	16.7	64	Cide	16,257	19,964	36,221	2,050	17.7	137
Urla	8,623	7,043	15,666	285	55.0	17	Daday	17,219	23,265	40,484	1,430	28.3	155
YEKÛN Total	269,262	256,743	526,005	12,502	42.0	742	İnebolu	20,786	26,527	47,313	1,490	31.7	147
KARS							Kastamonu	28,550	34,567	63,117	2,240	28.1	239
Ardahan	13,029	11,405	24,434	980	24.9	71	Küre	10,873	13,822	24,695	880	28.0	97
Arpaçay	13,136	12,072	25,208	1,150	21.9	88	Taşköprü	20,891	26,520	47,411	1,930	24.6	155
Çıldır	9,759	8,908	18,667	1,840	10.1	51	Tosya	17,345	21,412	38,757	1,570	24.7	77
Göle	11,159	10,795	21,954	1,950	11.2	78	YEKÛN Total	148,579	187,922	336,501	14,610	23.0	1,160
Kağızman	8,849	8,456	17,305	2,880	6.0	95							
Kars	21,628	16,378	38,006	2,280	16.7	105							
Posof	12,112	11,824	23,936	625	39.8	79							

Kaza ve vilâyet itibarile nüfus miktarı, mesahal sathıye, nüfus kesafeti, ve mevaki adedi
Population par cazas et vilayets, etendue territoriale, habitants par kilomètre carré, nombre des localités

Vilâyetler ve Kazalar Vilayets et Kazas	NÜFUSU MEVCUDE Population présente			Mesahal Sathıye K ² Superficie en K ²	Nüfus kesafeti Habitants par K ²	Mevaki adedi Nombre des localités	Vilâyetler ve Kazalar Vilayets et Kazas	NÜFUSU MEVCUDE Population présente			Mesahal Sathıye K ² Superficie en K ²	Nüfus kesafeti Habitants par K ²	Mevaki adedi Nombre des localités	
	Erkek Hommes	Kadın Femmes	Yekün Total					Erkek Hommes	Kadın Femmes	Yekün Total				
	KAYSERİ							KIRŞEHİR						
Bünyan	17,492	19,996	37,488	2,820	13.4	96	Avanos	10,782	13,452	24,234	1,110	21.9	63	
Develi	23,528	27,325	50,853	2,900	17.5	101	Kırşehir	30,873	36,684	67,557	3,570	18.9	141	
İncesu	8,275	9,436	17,711	1,000	17.7	26	Mecidiye	9,212	10,905	20,117	2,395	8.4	87	
Kayseri	47,554	52,159	99,713	2,860	34.9	92	Mucur	6,847	8,146	14,993	2,015	7.4	41	
Pınarbaşı	21,639	23,966	45,605	4,330	10.5	208	YEKÜN Total	57,714	69,187	126,901	9,090	14.0	332	
YEKÜN Total	118,488	132,882	251,370	13,910	18.0	523		KOCAELİ						
	KIRKLARELİ							KOCAELİ						
Babaeski	10,409	10,376	20,785	585	35.5	45	Adapazarı	40,550	42,543	83,093	1,260	65.9	234	
Demirköy	1,867	1,532	3,399	1,130	3.0	22	Gebze	13,965	12,036	26,001	740	48.6	121	
Kırklareli	24,016	23,386	47,402	2,130	22.2	79	Geyve	14,420	16,226	30,646	1,240	24.7	114	
Lüleburgaz	10,832	10,941	21,773	745	29.2	33	Hendek	11,965	12,608	24,573	690	35.6	65	
Vize	7,736	7,894	15,630	1,070	14.6	27	Kandıra	19,196	21,887	41,083	2,280	17.9	473	
YEKÜN Total	54,860	54,129	108,989	5,660	19.2	206	Karamürsel	12,384	12,935	25,319	1,010	25.0	79	
								Kocaeli	28,886	28,999	55,885	1,220	45.8	181
								YEKÜN Total	141,366	145,234	286,600	8,450	33.9	1,267

Kaza ve vilâyet itibarile nüfus miktarı, mesahal sathıye, nüfus kesafeti, ve mevaki adedi
 Population par cazas et vilayets, etendue territoriale, habitants par kilomètre carré, nombre des localités

Vilâyetler ve Kazalar Vilayets et Cazas	NÜFUSU MEVCUDE Population présente			Mesahal Sathıye K ² Superficie en K ²	Nüfus kesafeti Habitants par K ²	Mevaki adedi Nombre des localités	Vilâyetler ve Kazalar Vilayets et Cazas	NÜFUSU MEVCUDE Population présente			Mesahal Sathıye K ² Superficie en K ²	Nüfus kesafeti Habitants par K ²	Mevaki adedi Nombre des localités
	Erkek Hommes	Kadın Femmes	Yekün Total					Erkek Hommes	Kadın Femmes	Yekün Total			
	KONYA							KÜTAHYA					
Akşehir	21,707	24,281	45,988	2,260	20.3	66	Emet	15,294	18,390	33,684	1,490	22.6	88
Beyşehir	17,210	21,931	39,141	2,350	16.6	76	Gedıs	17,142	20,546	37,688	1,890	19.9	87
Bozkır	16,317	19,127	35,444	2,530	14.0	76	Kütahya	32,788	36,691	69,479	4,110	16.9	197
Cihanbeyli	10,033	10,542	20,575	6,050	3.4	57	Simav	16,980	21,010	37,990	1,780	21.3	115
Çumra	18,019	19,047	37,066	2,675	13.8	70	Tavşanlı	16,072	18,870	34,942	1,325	26.3	112
Ereyli	16,400	17,197	33,597	4,700	7.1	79	Uşak	40,965	47,678	88,643	3,820	23.2	170
Ermenak	12,828	15,942	28,770	2,245	12.8	49	YEKÜN Total	139,241	163,185	302,426	14,415	21.0	769
Hadım	9,860	11,924	21,784	1,840	11.8	49	MALATYA						
Ilgın	15,145	17,530	32,675	2,190	14.9	54	Adıyaman	22,144	25,105	45,249	2,795	16.2	274
Karaman	17,621	19,644	37,265	3,815	9.8	93	Akçadağ	18,067	19,227	37,294	1,635	22.8	127
Konya	50,227	52,679	102,906	7,955	12.9	115	Arapkir	9,394	12,472	21,866	1,595	13.7	84
Saideli	11,003	11,642	22,645	4,150	5.4	46	Hekimhan	14,420	16,470	30,890	2,080	14.8	85
Seydişehir	14,048	15,842	29,888	1,695	17.6	48	Kahta	15,818	16,213	32,031	1,775	18.0	179
Sultaniye	7,934	8,706	16,640	4,535	3.7	44	Kemaliye	9,434	13,473	22,907	1,655	13.8	103
YEKÜN Total	238,350	266,034	504,384	48,990	10.3	922	Malatya	36,932	39,407	76,339	2,805	27.2	192

Kaza ve vilâyet itibarile nüfus miktarı, mesahai sathıye, nüfus kesafeti, ve mevaki adedi
Population par cazas et vilayets, etendue territoriale, habitants par kilomètre carré, nombre des localités

Vilâyetler ve Kazalar Vilayets et Cazas	NÜFUSU MEVCUDE Population présente			Mesahai Sathıye K²	Nüfus kesafeti	Mevaki adedi	Vilâyetler ve Kazalar Vilayets et Cazas	NÜFUSU MEVCUDE Population présente			Mesahai Sathıye K²	Nüfus kesafeti	Mevaki adedi
	Erkek Hommes	Kadın Femmes	Yekûn Total	Superficie en K²	Habitants par K²	Nom- bre des localités		Erkek Hommes	Kadın Femmes	Yekûn Total	Superficie en K²	Habitants par K²	Nom- bre des localités
MALATYA (Mabat - Suite)							MARAS (Mabat - Suite)						
Pütürge	18,418	21,888	40,306	1,390	29.0	158	Göksün	10,117	10,231	20,348	2,710	7.5	67
YEKÛN Total	144,627	162,255	306,882	15,730	19.5	1,202	Maras	36,147	35,035	71,182	2,885	24.7	126
MANİSA							Pazarlık						
Akhisar	23,825	23,710	47,535	1,265	37.6	78	YEKÛN Total	93,443	93,412	186,855	13,455	13.9	471
Alaşehir	15,537	17,473	33,010	1,310	25.2	84	MARDİN						
Demirci	11,774	14,388	26,162	1,070	24.4	116	Cizre	12,738	14,298	27,036	760	35.6	175
Eşme	9,933	11,113	21,046	1,320	15.9	83	Direk	7,047	8,017	15,064	3,250	4.6	106
Gürdüs	10,479	12,121	22,600	1,820	12.4	106	Gercüş	10,592	10,732	21,324	810	26.3	109
Kasaba	16,201	16,089	32,290	1,075	30.0	42	Mardin	24,197	23,290	47,487	1,975	24.0	157
Kırkağaç	10,178	9,542	19,720	505	39.0	28	Midyat	15,943	16,285	32,228	2,610	12.3	133
Kula	13,634	16,025	29,659	1,415	21.0	91	Nusaybin	6,191	6,082	12,273	1,575	7.8	87
Manisa	47,579	45,182	92,761	2,310	40.1	209	Resülayın	423	50	473	1,210	0.4	5
Salihli	14,079	14,249	28,328	1,140	24.8	66	Savur	13,408	14,178	27,586	855	32.2	102
Soma	9,825	11,077	20,902	620	33.7	69	YEKÛN Total	90,539	92,932	183,471	13,045	14.0	874
YEKÛN Total	183,044	190,969	374,013	13,850	27.0	972	MERSİN						
MARAS							Mersin	23,088	22,112	45,200	2,410	18.8	88
Andırın	6,050	6,170	12,220	1,440	8.4	45	Tarsus	36,609	37,298	73,907	2,205	33.5	171
Elbistan	26,639	27,757	54,396	4,175	13.0	127	YEKÛN Total	59,697	59,410	119,107	4,615	25.8	259

Kaza ve vilâyet itibarile nüfus miktarı, mesahai sathıye, nüfus kesafeti, ve mevaki adedi
 Population par cazas et vilayets, etendue territoriale, habitants par kilomètre carré, nombre des localités

Vilâyetler ve Kazalar Vilayets et Cazas	NÜFUSU MEVCUDE Population présente			Mesahai Sathıye K ² Superficie en K ²	Nüfus kesafeti Habitants par K ²	Mevaki adedi Nombre des localités	Vilâyetler ve Kazalar Vilayets et Cazas	NÜFUSU MEVCUDE Population présente			Mesahai Sathıye K ² Superficie en K ²	Nüfus kesafeti Habitants par K ²	Mevaki adedi Nombre des localités
	Erkek Hommes	Kadın Femmes	Yekûn Total					Erkek Hommes	Kadın Femmes	Yekûn Total			
MUĞLA							RİZE						
Bodrum	7,045	8,649	15,694	690	22.7	28	Hopa	14,613	16,467	31,080	1,075	28.9	78
Fethiye	15,976	18,222	34,198	2,920	11.7	87	Pazar	16,301	25,248	41,549	1,670	24.9	104
Köyceğiz	10,847	12,105	22,952	2,520	9.1	70	Rize	41,457	57,571	99,028	1,845	53.7	183
Mermeris	4,965	6,407	11,372	1,450	7.8	24	YEKÛN Total	72,371	99,286	171,657	4,590	37.4	365
Milas	15,359	18,033	33,392	1,950	17.2	139	SAMSUN						
Muğla	25,729	32,053	57,782	3,230	17.9	95	Bafra	28,173	30,462	58,635	2,135	27.6	207
YEKÛN Total	79,921	95,469	175,390	12,760	13.7	443	Çarşamba	20,995	24,363	45,358	1,350	33.5	207
NIĞDE							Havza	18,000	20,010	38,010	1,140	33.3	141
Bor	13,409	14,506	27,915	2,285	12.2	29	Samsun	39,097	36,946	76,043	2,115	35.9	168
Nevşehir	19,578	23,187	42,765	1,565	27.3	42	Terme	9,823	11,542	21,365	535	39.9	57
Niğde	28,331	30,815	59,146	3,280	18.0	89	Vezirköprü	15,706	18,948	34,654	1,935	17.9	124
Ulukışla	7,246	7,565	14,811	1,615	9.1	37	YEKÛN Total	131,794	142,271	274,065	9,210	29.7	904
Ürgüp	9,546	11,873	21,419	1,220	17.5	30	SİRT						
YEKÛN Total	78,110	87,946	166,056	9,965	16.7	227	Beşiri	6,210	6,814	13,024	900	14.5	89
ORDU							Eruh	6,668	8,242	14,910	1,550	9.6	130
Fatsa	17,116	20,994	38,110	700	34.4	102	Garzan	6,692	7,334	14,026	1,365	10.4	84
Ordu	51,085	62,814	113,899	2,715	41.9	249	Pervari	2,895	3,252	6,147	1,235	5.0	34
Ünye	22,135	28,210	50,345	1,611	31.2	117							
YEKÛN Total	90,336	112,018	202,354	5,026	40.2	468							

Kaza ve vilâyet itibarile nüfus miktarı, mesahai sathıye, nüfus kesafeti, ve mevaki adedi
Population par cazas et vilâyet, etendue territoriale, habitants par kilomètre carré, nombre des localités

Vilâyetler ve Kazalar Vilâyet et Cazas	NÜFUSU NEVCUDE Population présente			Mesahai Sathıye K ² Superficie en K ²	Nüfus kesafeti Habitants par K ²	Mevaki adedi Nombre des localités	Vilâyetler ve Kazalar Vilâyet et Cazas	NÜFUSU MEVCUDE Population présente			Mesahai Sathıye K ² Superficie en K ²	Nüfus kesafeti Habitants par K ²	Mevaki adedi Nombre des localités
	Erkek Hommes	Kadın Femmes	Yekün Total					Erkek Hommes	Kadın Femmes	Yekün Total			
ŞİRT (Mabat - Suite)							SIVAS (Mabat - Suite)						
Sasun	4,120	5,114	9,234	1,415	6.5	118	Kangal	15,895	17,360	33,255	3,950	8.4	131
Şiirt	13,899	11,160	25,059	870	28.8	82	Sivas	27,630	28,892	56,522	3,960	14.3	115
Şirvan	4,649	4,818	9,467	1,310	7.2	137	Şarkışla	22,937	27,144	50,081	3,495	14.6	155
Şirnak	5,220	5,346	10,566	2,675	3.9	64	Yenihan	17,082	19,584	36,666	2,315	15.8	157
YEKÜN Total	50,353	52,080	102,433	11,320	9.0	738	Zara	22,823	25,240	48,063	3,180	15.1	257
SİNOP							YEKÜN Total						
Ayancık	19,653	24,416	44,069	965	45.7	126		153,841	175,710	392,551	26,930	12.2	1,221
Boyabat	27,468	32,308	59,776	1,570	38.0	190		ŞEBİNKARAHİŞAR					
Gerze	15,449	18,088	33,537	1,360	24.6	80							
Sinop	15,616	16,967	32,583	1,860	17.5	70	Aluçra	9,428	11,811	21,239	1,100	19.3	83
YEKÜN Total	78,186	91,779	169,965	5,755	29.5	466	Koyulhisar	8,870	10,500	19,370	1,050	18.4	84
SIVAS							Mesudiye						
Darende	10,236	12,767	23,003	2,305	10.0	49	Suşehri	10,527	12,678	23,205	955	24.3	82
Divrik	11,038	14,247	25,285	2,635	9.5	133	Şebinkarahisar	12,377	13,991	26,368	1,065	24.8	144
Gürün	8,712	10,016	18,728	1,715	10.9	59							
Hafik	17,488	20,460	37,948	3,445	11.0	165	YEKÜN Total	49,718	59,017	108,735	5,410	20.0	487

Kaza ve vilâyet itibarile nüfus miktarı, mesahai sathıye, nüfus kesafeti, ve mevaki adedi
 Population par cazas et vilayets, etendue territoriale, habitants par kilomètre carré, nombre des localités

Vilâyetler ve Kazalar Vilayets et Cazas	NÜFUSU MEVCUDE Population présente			Mesahai Sathıye K ² Superficie en K ²	Nüfus kesafeti Habitants par K ²	Mevaki adedi Nombre des localités	Vilâyetler ve Kazalar Vilayets et Cazas	NÜFUSU MEVCUDE Population présente			Mesahai Sathıye K ² Superficie en K ²	Nüfus kesafeti Habitants par K ²	Mevaki adedi
	Erkek Hommes	Kadın Femmes	Yekün Total					Erkek Hommes	Kadın Femmes	Yekün Total			
TEKİRDAĞ							TRABZON						
Çorlu	10,435	9,031	19,466	1,100	17.7	31	Akçaabat	19,033	22,504	41,537	510	81.4	89
Hayrabolu	10,207	11,127	21,334	815	26.2	56	Maçka	8,824	10,412	19,236	1,015	19.0	65
Malkara	12,551	13,544	26,095	1,015	25.7	87	Of	26,985	36,573	63,558	1,080	58.8	130
Saray	9,139	9,651	18,790	1,185	15.8	33	Sürmene	24,774	32,870	57,644	1,115	11.7	81
Şarköy	6,055	5,959	12,014	565	21.3	31	Trabzon	29,992	30,693	60,685	330	183.9	83
Tekirdağ	17,178	16,569	33,747	1,270	26.7	60	Vakıkebir	21,318	26,325	47,643	580	82.1	133
YEKÜN Total	65,565	65,881	131,446	5,950	22.0	298	YEKÜN Total	130,926	159,377	290,303	4,630	62.7	581
TOKAT							URFA						
Artova	10,353	11,573	21,926	1,285	17.0	74	Birecik	15,415	16,057	31,472	680	46.2	131
Erbaa	24,826	28,964	53,790	1,825	29.5	139	Haran	6,813	6,376	13,189	2,315	5.7	153
Niksar	13,534	15,042	28,576	1,200	23.8	108	Hilvan	6,040	6,118	12,158	1,080	11.2	135
Reşadiye	12,561	14,923	27,484	850	32.3	99	Sürüç	9,447	9,185	18,632	1,230	15.1	157
Tokat	38,318	39,491	77,809	2,815	27.6	185	Siverek	20,590	22,532	43,122	3,370	12.8	320
Zile	24,824	28,654	53,478	2,440	21.9	173	Urfa	29,501	29,132	58,633	3,330	17.6	297
YEKÜN Total	124,416	138,647	263,063	10,415	25.2	778	Viranşehir	4,613	4,490	9,103	2,240	4.0	91
							Yaylak	8,643	8,643	17,286	1,635	10.6	141
							YEKÜN Total	101,062	102,533	203,595	15,880	12.8	1,425

1

11

11

1

1

[Faint, illegible text covering the majority of the page]

[Faint, illegible text at the bottom of the page]

MUFASSAL NETİCELER

RÉSULTATS DÉTAILLÉS

2

VİLÂYET İTİBARİLE İCMAL

RÉCAPITULATION PAR VILAYETS

Kadro I

CADRE

NÜFUSUN HALİMEDENİ VE YAŞ GRUPLARI İTİBARİLE İNKISAMI

RÉPARTITION DE LA POPULATION D'APRÈS L'ÉTAT CIVIL ET LES GROUPES D'ÂGES

KADRO I
CADRE

Vilâyet itibarile icmal - Récapitulation par vilâyet
Nüfusun halimedeni ve yaş grupları itibarile inkısamı
Répartition de la population d'après l'état civil et les groupes d'âges

VİLÂYETLER Vilayets	Cinsiyet Sexes	Nüfusu mevcudede Population présente	HALİMEDENİ Etat civil					YAŞ GRUPLARI — Groupes d'âges									
			Bekâr Célibataires	Evli Mariés	Dul Veufs	Boş Divorcés	Meçhul Inconnus	1 Yaşından küçük Moins de 1 an	1 ^{ve} et 2	3-6	7-12	13-19	20-45	46-60	61-70	71 ^{ve} et +	yaşı meçhul Age inconnu
Adana	E	116,341	68,591	45,115	2,141	400	94	5,360	10,869	13,528	13,376	19,396	40,089	9,199	3,106	1,298	120
	H	111,377	50,689	46,342	13,421	826	99	3,777	8,872	13,120	10,793	15,871	44,306	10,033	2,837	1,672	96
YEKÜN-Total		227,718	119,280	91,457	15,562	1,226	193	9,137	19,741	26,648	24,169	35,267	84,395	19,232	5,943	2,970	216
Afyonkarahisar	E	120,398	66,234	52,574	1,343	227	20	7,392	9,976	12,696	13,582	22,642	37,830	11,032	3,966	1,221	61
	H	138,979	56,843	58,474	22,342	1,291	29	6,607	8,807	12,248	11,991	22,310	53,291	16,662	4,578	2,386	99
YEKÜN-Total		259,377	123,077	111,048	23,685	1,518	49	13,999	18,783	24,944	25,573	44,952	91,121	27,694	8,544	3,607	160
Aksaray	E	60,407	35,596	23,980	704	113	14	3,342	6,136	8,337	8,943	9,888	16,762	4,371	1,927	642	59
	H	66,624	30,123	28,194	7,963	322	22	2,196	4,749	7,553	7,314	9,853	26,114	6,120	1,848	809	68
YEKÜN-Total		127,031	65,719	52,174	8,667	435	36	5,538	10,885	15,890	16,257	19,741	42,876	10,491	3,775	1,451	127
Amasya	E	55,842	30,305	24,742	697	87	11	3,425	4,681	5,711	5,928	10,266	18,950	4,187	2,009	649	36
	H	59,042	23,820	25,132	9,752	328	10	2,341	3,877	5,479	4,362	8,980	23,679	7,042	2,090	1,140	52
YEKÜN-Total		114,884	54,125	49,874	10,449	415	21	5,766	8,558	11,190	10,290	19,246	42,629	11,229	4,099	1,789	88
Ankara	E	205,368	109,191	93,258	2,332	428	159	9,908	17,374	20,632	20,644	31,589	79,734	17,658	5,680	1,938	211
	H	199,352	84,565	86,069	27,227	1,314	177	7,704	14,907	20,396	18,763	27,231	80,008	21,294	5,576	3,204	209
YEKÜN-Total		404,720	193,756	179,327	29,559	1,742	336	17,612	32,281	41,028	39,407	58,880	159,742	38,952	11,256	5,142	420

KADRO I
CADRE

Vilâyet itibarile icmal - Récapitulation par vilayets
Nüfusun halimedeni ve yaş grupları itibarile inkişamı
Répartition de la population d'après l'état civil et les groupes d'âges

VİLÂYETLER Vilayets	Cinsiyet - Sexes	Nüfusu mevcud- de Population présente	HALİMEDENİ Etat civil					YAŞ GRUPLARI — Groupes d'âges									
			Bekâr Célibataires	Evli Mariés	Dul Veufs	Boş Divorcés	Mec-hul Inconnus	1 Yaşından küçük Moins de 1 an	1 ^{ve} et 2	3-6	7-12	13-19	20-45	46-60	61-70	71 ^{ve} et +	Yaş meç-hul Age inconnu
Artvin	E H	44,532	25,305	18,354	807	41	25	2,579	3,460	5,000	6,430	7,309	12,691	4,076	1,890	972	125
	K F	45,534	20,767	19,026	5,555	157	29	2,101	3,098	4,730	5,455	6,086	16,326	4,775	1,815	1,029	119
YEKÜN - Total		90,066	46,072	37,380	6,362	198	54	4,680	6,558	9,730	11,885	13,395	29,017	8,851	3,705	2,001	244
Antalya	E H	93,212	55,034	36,911	958	269	40	5,060	8,609	10,009	11,402	18,074	28,593	7,690	2,689	982	104
	K F	111,160	47,746	42,980	19,015	1,389	50	4,030	7,460	9,757	9,959	17,834	44,120	12,456	3,500	1,901	143
YEKÜN - Total		204,372	102,780	79,891	19,973	1,638	90	9,090	16,069	19,766	21,361	35,908	72,713	20,146	6,189	2,883	247
Aydın	E H	99,313	56,555	40,820	1,439	461	38	5,102	7,082	8,871	9,917	19,531	33,932	9,730	3,874	1,196	78
	K F	113,228	45,702	43,193	22,348	1,932	53	4,311	6,724	8,624	8,647	18,542	45,619	13,981	4,452	2,200	128
YEKÜN - Total		212,541	102,257	84,013	23,787	2,393	91	9,413	13,806	17,495	18,564	38,073	79,551	23,711	8,326	3,396	206
Balıkesir	E H	206,220	113,718	88,397	3,420	594	91	9,040	15,814	21,994	19,899	34,908	72,983	19,918	8,477	3,038	149
	K F	214,846	89,801	87,753	34,949	2,266	77	8,005	14,323	20,913	18,372	32,122	82,384	25,904	8,274	4,329	220
YEKÜN - Total		421,066	203,519	176,150	38,369	2,860	168	17,045	30,137	42,907	38,271	67,030	155,367	45,822	16,751	7,367	369
Bayaıt	E H	97,177	31,401	24,898	863	52	23	2,225	4,641	8,276	7,293	5,077	22,893	4,053	1,904	754	59
	K F	47,409	21,883	21,487	3,928	63	48	1,902	3,993	6,907	4,898	4,401	19,436	3,776	1,328	727	41
YEKÜN - Total		104,586	53,284	46,325	4,791	115	71	4,127	8,634	15,183	12,193	9,478	42,329	7,829	3,232	1,481	100

KADRO I
CADRE

Vilâyet itibarile icmal - Récapitulation par vilâyet
Nüfusun hallmedenî ve yaş grupları itibarile inkısamı :
Répartition de la population d'après l'état civil et les groupes d'âges

VİLÂYETLER Vilayets	Cinsiyet Sexes	Nüfusu mevcud Population présente	HALİMEDENİ Etat civil					YAŞ GRUPLARI — Groupes d'âges									
			Bekâr Célibataires	Evli Mariés	Dul Veufs	Boş Divorcés	Meçhul Inconnus	1 Yaşından küçük Moins de 1 an	1 ve 2	3-6	7-12	13-19	20-45	46-60	61-70	71 ve et +	Yaş meçhul Age inconnu
Bilecik	E	53,498	27,048	25,487	805	143	15	3,582	4,005	5,090	5,258	9,439	17,561	5,435	2,298	764	66
	H																
	K	60,162	21,661	26,856	10,848	742	55	3,175	3,607	4,583	4,713	8,847	24,050	7,300	2,586	1,222	79
YEKÜN-Total		113,660	48,709	52,343	11,653	885	70	6,757	7,612	9,673	9,971	18,286	41,611	12,735	4,884	1,986	145
Bitlis	E	47,543	26,621	20,215	612	26	69	2,278	5,250	8,081	4,642	3,972	17,693	3,838	1,276	454	59
	H																
	K	43,088	19,736	19,460	3,823	56	13	1,748	4,209	7,241	3,747	3,027	18,306	3,211	1,049	516	34
YEKÜN-Total		90,631	46,357	39,675	4,435	82	82	4,026	9,459	15,322	8,389	6,999	35,999	7,049	2,325	970	93
Bolu	E	98,941	53,580	43,428	1,524	371	38	5,967	8,873	10,999	10,829	17,842	28,261	9,881	4,300	1,903	86
	H																
	K	119,305	48,168	51,212	18,498	1,406	21	4,865	7,908	10,816	9,590	18,336	44,341	15,360	4,910	3,032	147
YEKÜN-Total		218,246	101,748	94,640	20,022	1,777	59	10,832	16,781	21,815	20,419	36,178	72,602	25,241	9,210	4,935	233
Burdur	E	38,678	21,246	16,933	383	109	7	2,034	3,295	3,677	4,001	7,397	13,236	3,228	1,374	410	26
	H																
	K	44,936	17,238	18,586	8,339	770	3	1,695	3,087	3,513	3,364	7,251	18,290	5,322	1,580	789	45
YEKÜN-Total		83,614	38,484	35,519	8,722	879	10	3,729	6,382	7,190	7,365	14,648	31,526	8,550	2,954	1,199	71
Bursa	E	192,780	103,078	85,713	3,237	619	83	9,788	13,489	19,476	18,616	32,265	67,600	19,793	8,706	2,836	161
	H																
	K	208,865	81,098	87,670	37,528	2,454	115	8,905	12,387	18,651	10,880	29,523	83,292	23,345	9,169	4,492	221
YEKÜN-Total		401,595	184,176	173,383	40,765	3,073	198	18,693	25,876	38,127	35,496	61,788	150,892	45,138	17,875	7,328	382

Vilâyet itibarile icmal - Récapitulation par vilayets
Nüfusun halimedeni ve yaş grupları itibarile inkısamı
Répartition de la population d'après l'état civil et les groupes d'âges

VİLÂYETLER Vilayets	Cinsiyet Sexes	Nüfusu mevcude Population présente	HALİMEDENİ Etat civil					YAŞ GRUPLARI — Groupes d'âges									
			Bekâr Célibataires	Evlî Mariés	Dul Veufs	Boş Divorcés	Meçhul Inconnu	1 Yaşından küçük Moins de 1 an	1 ^{ve} 2	3-6	7-12	13-19	20-45	46-60	61-70	71 ^{ve} +	yaşı meçhul Age inconnu
Cebelibereket	E H	55,467	32,853	21,506	951	151	6	3,522	5,365	7,056	6,879	7,743	18,812	4,251	1,293	496	50
	K F	52,227	23,814	22,480	5,666	265	2	2,208	4,162	6,456	5,119	7,280	21,129	4,231	1,110	492	40
YEKÜN-Total		107,694	56,667	43,986	6,617	416	8	5,730	9,527	13,512	11,998	15,023	39,941	8,482	2,403	988	90
Çanakkale	E H	87,676	46,676	39,263	1,406	300	31	3,930	6,829	9,837	8,585	13,880	29,729	9,058	4,276	1,508	44
	K F	94,059	38,778	39,835	14,342	1,093	11	3,545	6,081	9,376	8,235	13,004	35,312	11,516	4,410	2,521	59
YEKÜN-Total		181,735	85,454	79,098	15,748	1,393	42	7,475	12,910	19,213	16,820	26,884	65,041	20,574	8,686	4,029	103
Çankırı	E H	70,606	38,678	30,715	1,048	131	34	4,400	7,480	8,374	8,526	12,710	18,305	6,340	3,187	1,212	72
	K F	86,613	35,295	37,729	12,820	703	66	2,935	6,393	8,386	7,453	13,092	32,606	10,729	3,338	1,588	93
YEKÜN-Total		157,219	73,973	68,444	13,868	834	100	7,335	13,873	16,760	15,979	25,802	50,911	17,069	6,525	2,800	165
Çorum	E H	116,101	63,754	50,760	1,370	185	32	7,112	11,785	13,911	13,541	19,349	34,303	10,393	4,158	1,479	70
	K F	131,825	54,497	58,330	18,051	919	28	4,921	9,539	13,661	10,823	18,717	53,168	14,547	4,212	2,139	98
YEKÜN-Total		247,926	118,251	109,090	19,421	1,104	60	12,033	21,324	27,572	24,364	38,066	87,471	24,940	8,370	3,618	168
Denizli	E H	110,330	62,534	46,446	1,033	253	44	5,644	8,431	11,470	12,347	21,082	36,371	9,791	3,929	1,167	98
	K F	134,718	52,635	52,360	27,204	2,459	60	4,916	7,761	10,841	11,350	21,391	54,987	16,162	4,641	2,496	173
YEKÜN-Total		245,048	115,169	98,806	28,257	2,712	104	10,560	16,192	22,311	23,697	42,473	91,358	25,953	8,570	3,663	271

Vilâyet itibarile icmal - Récapitulation par vilayets
Nüfusun halimedeni ve yaş grupları itibarile inkişımı
Répartition de la population d'après l'état civil et les groupes d'âges

VİLÂYETLER Vilayets	Cinsiyet Sexes	Nüfusu mevcude Population présente	HALİMEDENİ Etat civil					YAŞ GRUPLARI — Groupes d'âges									
			Bekâr Célibataires	Evli Mariés	Dul Veufs	Boş Divorcés	Meçhul Inconnu	1 Yaşından küçük Moins de 1 an	1 ^{ve} et 2	3-6	7-12	13-19	20-45	46-60	61-70	71 ^{ve} et +	yaşı meçhul Age inconnu
Diyarbakir	E	97,387	52,577	42,401	1,221	86	15	4,122	10,170	12,068	10,381	12,820	36,246	6,417	2,879	1,043	154
	H	96,929	39,002	42,704	13,705	478	5	3,060	8,063	11,015	6,809	10,361	43,900	8,921	2,452	1,239	75
YEKÜN-Total		194,316	91,579	85,105	14,927	564	20	7,182	18,233	23,083	17,190	23,181	80,146	15,338	5,331	2,282	229
Edirne	E	73,508	40,486	31,542	1,261	203	16	3,946	4,965	7,726	7,552	12,928	24,886	7,014	3,274	1,191	26
	H	77,332	32,262	32,496	11,790	761	23	3,580	4,687	7,167	6,965	11,235	29,938	8,502	3,499	1,728	31
YEKÜN-Total		150,840	72,748	64,038	13,051	964	39	7,526	9,652	14,893	14,517	24,163	54,824	15,516	6,773	2,919	57
Elâziz	E	104,719	55,044	47,405	1,613	100	37	4,506	10,648	14,004	12,544	13,100	35,378	8,327	4,052	1,510	130
	H	109,058	47,143	46,464	14,395	495	16	4,039	9,086	12,028	11,766	12,250	46,392	8,312	2,580	1,074	991
YEKÜN-Total		213,777	102,192	93,869	16,008	595	53	8,545	19,734	26,032	24,310	25,350	81,770	16,639	6,632	2,584	1,121
Erzincan	E	64,311	35,077	28,182	988	51	13	4,088	6,062	8,521	8,324	7,777	19,269	6,026	2,838	1,254	152
	H	68,014	29,148	31,026	7,575	257	8	3,113	5,293	8,406	6,010	7,758	27,602	6,464	2,145	1,174	49
YEKÜN-Total		132,325	64,225	59,208	8,563	308	21	7,201	11,355	16,927	14,334	15,535	46,871	12,490	4,983	2,428	201
Erzurum	E	132,249	72,652	57,817	1,642	85	53	7,017	11,819	17,434	15,479	18,815	40,301	12,690	5,990	2,417	237
	H	138,177	60,358	62,573	14,790	413	43	5,776	10,371	16,994	12,650	15,831	54,042	14,693	4,977	2,640	203
YEKÜN-Total		270,426	133,010	120,390	16,432	498	96	12,793	22,190	34,428	28,129	34,646	94,343	27,383	10,967	5,057	440

KADRO
CADRE I

Vilâyet itibarile icmal - Récapitulation par vilayets
Nüfusun hallmedenî, ve yaş grupları itibarile inkısamı
Répartition de la population d'après l'état civil et les groupes d'âges

VİLÂYETLER Vilayets	Cinsiyet Sexes	Nüfusu mevcud Population présente	HALİMEDENİ État civil					YAŞ GRUPLARI — Groupes d'âges									
			Bekâr Célibataires	Evli Mariés	Dul Veufs	Boş Divorcés	Meçhul Inconnus	1 Yaşından küçük Moins de 1 an	1 ^{ve} 2 ^{et}	3-6	7-12	13-19	20-45	46-60	61-70	71 ^{ve} et +	Yaşı meçhul Âge inconnu
Eskişehir	E H	74,580	41,584	31,773	1,004	204	15	4,205	6,180	7,385	8,202	12,288	25,583	7,355	2,476	821	85
	K F	79,752	33,327	32,965	12,095	849	16	3,502	5,502	7,198	7,570	11,773	31,126	9,021	2,752	1,261	47
YEKÛN-Total		154,332	75,411	64,738	13,099	1,053	31	7,707	11,682	14,583	15,772	24,061	56,709	16,376	5,228	2,082	132
Gaziyıntap	E H	105,907	61,438	42,309	1,844	195	121	5,923	10,797	15,164	12,411	12,549	33,391	9,558	4,303	1,683	128
	K F	109,855	48,921	47,177	13,267	446	44	3,751	8,015	13,670	9,943	13,780	43,680	11,144	3,832	1,966	74
YEKÛN-Total		215,762	110,359	89,486	15,111	641	165	9,672	18,812	28,834	22,354	26,329	77,071	20,702	8,135	3,649	202
Giresun	E H	76,175	42,635	32,470	885	140	25	5,518	8,262	7,743	7,064	15,618	23,340	5,077	2,158	1,086	309
	K F	88,858	36,320	38,768	12,965	788	17	3,736	7,420	8,528	5,357	14,870	35,557	9,140	2,502	1,463	285
YEKÛN-Total		165,033	78,975	71,238	13,850	928	42	9,254	15,682	16,271	12,421	30,488	58,897	14,217	4,660	2,549	594
Gümüşane	E H	57,387	31,891	24,786	664	27	19	4,128	7,166	7,434	6,495	8,306	16,140	4,854	1,980	813	71
	K F	64,844	27,497	29,691	7,456	165	35	2,702	5,943	8,275	4,657	8,469	25,947	6,303	1,708	736	104
YEKÛN-Total		122,231	59,388	54,477	8,120	192	54	6,830	13,109	15,709	11,152	16,775	42,087	11,157	3,688	1,549	175
Hakâri	E H	12,968	4,809	4,756	284	9	180	289	714	1,614	980	412	4,442	1,108	324	113	42
	K F	12,012	4,195	4,234	640	5	9	242	638	1,439	950	512	4,134	815	242	85	26
YEKÛN-Total		24,980	9,004	8,990	924	14	189	531	1,352	3,053	1,930	924	8,576	1,923	566	198	68

KADRO I
CADRE

Vilâyet itibarile icmal - Récapitulation par vilayets
Nüfusun halimedeni, ve yaş grupları itibarile inkısamı
Répartition de la population d'après l'état civil, et les groupes d'âges

VİLÂYETLER Vilayets	Cinsiyet Sexes	Nüfus mevcudunda Population présente	HALİMEDENİ Etat civil					YAŞ GRUPLARI — Groupes d'âges									
			Bekâr Célibataires	Evli Mariés	Dul Veufs	Boş Divorcés	Meçhul Inconnus	1 Yaşından küçük Moins de 1 an	1 ve 2 et	3-6	7-12	13-19	20-45	46-60	61-70	71 ve + et	yaşı meçhul Age inconnu
İçel	E	41,149	23,222	17,384	415	104	24	2,449	4,488	4,485	4,879	7,998	12,435	2,654	1,206	516	39
	H	49,791	21,964	19,664	7,500	658	5	2,790	4,003	4,154	5,804	11,995	14,060	4,057	1,327	567	1,034
YEKÜN-Total		90,940	45,186	37,048	7,913	762	29	5,239	8,491	8,639	10,683	19,993	26,495	6,711	2,533	1,083	1,073
İsparta	E	69,023	34,729	30,328	3,565	388	13	4,080	6,055	6,467	6,952	11,299	24,253	6,303	2,535	1,018	51
	H	75,414	31,426	31,931	11,156	885	16	3,421	5,832	6,521	6,408	11,419	28,866	8,609	2,802	1,461	75
YEKÜN-Total		144,437	66,155	62,259	14,721	1,273	29	7,501	11,887	12,988	13,360	22,718	53,119	14,912	5,337	2,479	126
İstanbul	E	404,558	218,606	172,994	9,786	2,895	277	9,306	16,454	28,382	33,222	64,133	167,881	58,136	20,274	6,561	209
	H	389,886	165,459	146,958	71,076	6,126	267	8,509	15,781	27,504	30,738	54,282	162,817	58,783	21,274	9,986	212
YEKÜN-Total		794,444	384,065	319,952	80,862	9,021	544	17,815	32,235	55,886	63,960	118,415	330,698	116,919	41,548	16,547	421
İzmir	E	269,262	145,445	116,873	5,361	1,440	143	9,043	17,413	23,307	23,885	43,125	108,471	28,763	11,255	3,867	133
	H	256,743	102,854	105,729	44,384	3,675	101	7,608	16,302	22,673	21,305	37,999	100,677	32,629	11,523	5,881	146
YEKÜN-Total		526,005	248,299	222,602	49,745	5,115	244	16,651	33,715	45,980	45,190	81,124	209,148	61,392	22,778	9,748	279
Kars	E	108,803	63,076	44,097	1,419	87	124	5,004	10,158	16,388	16,586	14,237	31,235	8,114	4,105	2,360	616
	H	96,043	47,999	40,658	7,204	120	62	3,580	7,907	13,914	12,254	10,319	33,974	8,272	3,083	2,622	118
YEKÜN-Total		204,846	111,075	84,755	8,623	207	186	8,584	18,065	30,302	28,840	24,556	65,209	16,386	7,188	4,982	734

KADRO 1
CADRE

Vilâyet itibarile icmal-*Récapitulation par vilayets*
Nüfusun halimedeni, ve yaş grupları itibarile inkısamı
Répartition de la population d'après l'état civil, et les groupes d'âges

VİLÂYETLER Vilayets	Cins- yet Sexes	Nüfusu mevcu- de Population présente	HALİMEDENİ Etat civil					YAŞ GRUPLARI — Groupes d'âges									
			Bekâr Câi- ba- taires	Evli Ma- riés	Dul Veufs	Boş Di- vor- cés	Meç- hul Incon- nu	1 Ya- şın- dan küçük Mots de 1 an	1ve2	3-6	7-12	13-19	20-45	46-60	61-70	71ve et+	yaşı meç- hul Age incon- nu
Kastamonu	E H	148,579	75,834	69,725	2,520	417	83	8,763	13,691	14,170	15,740	27,300	42,191	15,141	8,088	3,303	192
	K F	187,922	71,764	82,932	31,463	1,653	110	6,302	11,923	14,522	13,943	27,738	72,084	26,994	8,864	5,193	359
YEKÛN-Total		336,501	147,598	152,657	33,983	2,070	193	15,065	25,614	28,692	29,683	55,033	114,275	42,135	16,952	8,496	551
Kayseri	E H	118,488	69,142	47,814	1,270	164	98	7,255	12,364	14,622	14,753	20,629	33,281	9,261	4,364	1,850	109
	K F	132,882	56,281	55,794	19,870	871	66	4,249	9,417	14,448	12,126	20,054	51,698	14,285	4,076	2,348	181
YEKÛN-Total		251,370	125,423	103,608	21,140	1,035	164	11,504	21,781	29,070	26,879	40,683	84,979	23,546	8,440	4,193	290
Kırklareli	E H	54,860	29,545	24,076	1,018	190	31	3,242	3,659	5,245	5,783	8,783	19,403	5,267	2,499	932	47
	K F	54,129	22,793	23,192	7,628	498	18	3,086	3,436	4,807	5,082	7,509	20,677	5,885	2,373	1,217	57
YEKÛN-Total		108,989	52,338	47,268	8,646	688	49	6,328	7,095	10,052	10,865	16,292	40,080	11,152	4,872	2,149	104
Kırşehir	E H	57,714	34,541	22,587	521	58	7	3,135	6,493	8,275	8,210	9,549	14,937	5,307	1,085	702	21
	K F	69,187	30,356	29,478	8,905	441	7	2,180	5,222	7,703	7,211	9,797	26,883	7,245	2,055	852	33
YEKÛN-Total		126,901	64,897	52,065	9,426	499	14	5,315	11,715	15,978	15,421	19,346	41,820	12,552	3,140	1,560	54
Kocaeli	E H	141,366	78,311	59,847	2,658	417	133	7,674	10,964	14,579	15,665	23,924	47,997	13,036	5,202	2,306	125
	K F	145,234	62,376	60,118	21,296	1,361	83	6,281	10,146	13,557	13,722	22,157	55,217	15,673	5,452	2,793	236
YEKÛN-Total		286,600	140,687	119,965	23,954	1,778	216	13,955	21,110	28,136	29,287	46,081	103,214	28,703	10,654	5,099	361

KADRO I
CADRE

Vilâyet itibarile icmal - Récapitulation par vilayets
Nüfusun halimedeni ve yaş grupları itibarile inkısamı
Répartition de la population d'après l'état civil et les groupes d'âges

VİLÂYETLER Vilayets	Cinsiyet Sexes	Nüfusu mevcude Population présente	HALİMEDENİ Etat civil					YAŞ GRUPLARI — Groupes d'âges									
			Bekâr Célibataires	Evli Mariés	Dul Veufs	Boş Divorcés	Mec-hul Inconnu	1 Yaşından küçük Moins de 1 an	1 ve 2	3-6	7-12	13-19	20-45	46-60	61-70	71 ve et +	Yaşı meç-hul Age inconnu
Konya	E	238,350	136,283	99,184	2,462	395	26	13,788	21,105	25,759	27,875	44,511	74,367	21,098	7,195	2,411	243
	K	266,034	114,317	110,363	38,948	2,352	54	1,048	17,954	24,575	24,637	42,039	103,254	29,440	8,387	4,263	437
YEKÜN-Total		504,384	250,600	209,547	41,410	2,747	80	24,836	39,059	50,334	52,510	86,550	177,621	50,538	15,582	6,674	650
Kütahya	E	139,241	75,255	62,125	1,555	268	38	8,621	10,612	15,583	15,303	24,030	34,489	13,490	5,476	1,535	102
	K	163,185	63,464	69,213	28,632	1,824	52	7,583	9,650	14,760	13,325	23,601	63,310	21,490	6,321	2,988	157
YEKÜN-Total		302,426	138,719	131,338	30,187	2,092	90	16,204	20,262	30,343	28,628	47,631	107,799	34,930	11,797	4,523	259
Malatya	E	144,627	85,647	56,485	2,235	194	66	7,711	18,099	21,049	17,992	17,687	44,039	10,914	4,980	1,913	243
	K	162,255	70,995	66,243	23,765	1,193	58	4,318	11,899	19,037	13,959	20,375	68,523	16,087	5,059	2,780	203
YEKÜN-Total		306,882	156,643	122,728	26,000	1,387	124	12,029	29,998	40,086	31,951	38,062	112,562	27,001	10,049	4,693	446
Manisa	E	183,044	99,635	79,407	3,236	704	62	8,514	12,049	17,943	18,941	31,702	66,338	18,057	7,081	2,224	145
	K	190,969	76,847	79,361	32,476	2,217	68	7,364	11,188	17,111	16,517	28,025	76,626	23,108	7,202	3,676	152
YEKÜN-Total		374,013	176,482	158,768	35,712	2,921	130	15,878	23,237	35,054	35,458	69,727	143,014	41,165	14,283	5,900	297
Maraş	E	93,443	54,413	37,651	1,205	130	44	8,850	9,616	13,117	11,508	12,672	29,169	6,813	3,123	1,444	131
	K	93,412	42,903	39,410	10,708	353	88	3,621	7,201	11,579	8,248	13,562	36,432	8,553	2,534	1,581	101
YEKÜN-Total		186,855	97,316	77,061	11,913	483	132	12,471	16,817	24,696	19,756	26,234	65,601	15,266	5,657	3,025	232

Vilâyet itibarile icmal - Récapitulation par vilayets
Nüfusun halimedeni ve yaş grupları itibarile inkısamı
Répartition de la population d'après l'état civil et les groupes d'âges

VİLÂYETLER Vilayets	Cins- yet SEXES	NÜFUSU mevcu- de Population présente	HALİMEDENİ Etat civil					YAŞ GRUPLARI — Groupes d'âges									
			Bekâr Céli- ba- taires	Evli Ma- riés	Dul Veufs	Boş Di- vor- cés	Meç- hul Incan- ni	1 Ya- şından küçük Moins de 1 an	1ve2	3-6	7-12	13-19	20-45	46-60	61-70	71ve et +	Yaşı meç- hul Age incan- ni
Mardin	E H	90,539	48,127	38,965	1,771	93	202	3,295	10,224	12,018	9,438	8,885	32,715	7,887	2,751	1,402	542
	K F	92,932	40,543	39,189	11,285	239	42	2,575	8,602	12,136	8,266	9,437	38,139	8,447	2,233	1,229	234
YEKÜN-Total		183,471	88,670	78,154	13,056	332	244	5,871	18,826	24,154	17,704	18,322	70,854	16,334	4,934	2,631	776
Mersin	E H	59,697	34,495	24,091	968	127	16	2,824	5,323	6,588	6,709	10,042	20,646	5,108	1,783	628	46
	K F	59,410	27,211	24,063	7,723	384	19	2,171	4,581	6,299	5,789	8,932	22,769	5,872	1,994	922	81
YEKÜN-Total		119,107	61,706	48,154	17,691	511	35	4,995	9,904	12,887	12,498	18,974	43,415	10,980	3,777	1,550	127
Muğla	E H	79,921	46,869	31,652	1,036	306	28	4,379	6,375	7,431	8,559	16,288	26,397	6,621	2,789	1,045	57
	K F	95,469	40,110	35,114	18,291	1,927	27	3,780	5,856	7,148	7,237	16,112	37,997	11,349	3,790	2,091	109
YEKÜN-Total		175,390	86,979	66,766	19,327	2,233	55	8,159	12,231	14,579	15,796	32,400	64,394	17,970	6,559	3,136	166
Niğde	E H	78,110	44,301	32,659	1,003	134	13	3,942	8,234	9,652	10,526	13,338	21,451	7,012	3,007	882	66
	K F	87,946	36,858	38,093	12,289	683	23	2,300	5,689	9,198	9,252	13,939	33,373	9,799	2,866	1,449	81
YEKÜN-Total		166,056	81,159	70,752	13,292	817	36	6,242	13,923	18,850	19,778	27,277	54,824	16,811	5,873	2,331	147
Ordu	E H	90,336	53,307	55,873	975	133	48	6,970	9,929	9,642	12,607	19,320	22,043	5,855	2,929	1,387	154
	K F	112,018	47,733	44,793	18,610	804	78	4,342	8,107	10,472	9,292	19,497	43,505	11,353	3,418	1,823	209
YEKÜN-Total		202,354	101,040	100,666	19,585	937	126	11,312	18,036	20,114	21,899	38,817	65,548	16,703	6,347	3,210	363

KADRO I
CADRE

Vilâyet itibarile icmal - Récapitulation par vilayets
Nüfusun halimedeni ve yaş grupları itibarile inkısamı
Répartition de la population d'après l'état civil et les groupes d'âges

VİLÂYETLER Vilayets	Clas- yet Sexes	Nufusu mevcu- de Population présente	HALİMEDENİ Etat civil					YAŞ GRUPLARI -- Groupes d'âges									
			Bekâr Céli- ba- taires	Evli Ma- riés	Dul Veufs	Boş Di- vor- cés	Meç- hul Incon- nu	1 Ya- şından küçük Mais de 1 an	1 ^{ve} et 2	3-6	7-12	13-19	20-45	46-60	61-70	71 ^{ve} et +	yaşı meç- hul Age Incon- nu
Rize	E H	72,371	45,566	25,504	1,111	176	14	5,231	8,482	9,877	11,394	11,359	16,934	5,033	2,374	1,576	111
	K F	99,286	40,522	37,210	20,452	1,072	30	2,991	6,440	9,573	9,156	15,425	38,657	11,047	3,411	2,436	150
<i>YEKÜN-Total</i>		171,657	86,088	62,714	21,563	1,249	44	8,222	14,922	19,450	20,550	26,784	55,591	16,080	5,785	4,012	261
Samsun	E H	131,794	73,629	56,001	1,900	228	36	8,376	12,500	13,119	15,779	25,861	41,649	9,294	3,628	1,486	102
	K F	142,271	59,695	59,141	22,363	1,019	53	5,879	10,476	13,570	11,846	22,157	56,948	14,885	4,072	2,503	134
<i>YEKÜN-Total</i>		274,065	133,324	115,142	24,263	1,247	89	14,255	22,976	26,689	27,625	43,018	93,597	24,180	7,700	3,789	236
Siirt	E H	50,353	26,847	22,626	791	49	40	2,060	5,911	7,616	5,127	3,852	19,569	4,095	1,460	497	126
	K F	52,080	22,815	22,668	6,441	143	13	1,317	4,272	7,557	5,297	5,230	21,647	4,848	1,216	633	63
<i>YEKÜN-Total</i>		102,433	49,662	43,294	7,232	192	53	3,377	10,223	15,173	10,424	9,082	41,216	8,943	2,676	1,130	189
Sinop	E H	78,186	43,607	33,346	1,063	133	37	4,982	7,826	8,886	9,754	14,314	20,630	7,061	3,130	1,491	112
	K F	91,779	39,310	39,471	12,355	567	76	3,673	6,595	8,787	8,248	14,064	34,019	11,098	3,198	1,926	171
<i>YEKÜN-Total</i>		169,965	82,917	72,817	13,418	700	113	8,655	14,421	17,673	18,002	28,378	51,649	18,159	6,328	3,417	283
Sivas	E H	153,841	85,843	63,917	1,896	114	71	10,977	16,778	18,697	18,398	23,981	44,377	12,557	5,626	2,262	188
	K F	175,710	73,853	76,954	24,146	663	94	6,820	12,523	18,709	14,907	24,535	71,062	19,100	6,016	3,103	235
<i>YEKÜN-Total</i>		329,551	159,696	142,871	26,042	777	165	17,797	29,301	37,406	32,495	43,516	115,459	31,657	11,242	5,365	423

KADRO I
CADRE

Vilâyet itibarile icmal - Récapitulation par vilayets
Nüfusun halimedeni ve yaş grupları itibarile inkişımı
Répartition de la population d'après l'état civil et les groupes d'âges

VİLÂYETLER Vilayets	Cinsiyet Sexes	Nüfusu mevcude Population présente	HALİMEDENİ Etat civil					YAŞ GRUPLARI — Groupes d'âges									
			Bekâr Célibataires	Evli Mariés	Dul Veufs	Boş Divorcés	Meçhul Inconnu	1 Yaşından küçük Moins de 1 an	1 ve 2	3-6	7-12	13-19	20-45	46-60	61-70	71 ve +	Yaşı meçhul Age inconnu
Şebinkarahisar	E	49,718	27,842	21,283	489	87	17	4,700	6,639	5,664	5,569	8,198	12,217	4,141	1,839	697	54
	H	59,017	23,420	26,806	8,442	328	21	2,310	4,934	6,406	4,054	8,290	23,572	6,602	1,826	974	49
YEKÜN-Total		108,735	51,262	48,089	8,931	415	38	7,010	11,573	12,070	9,623	16,488	25,789	10,743	3,665	1,671	103
Tekirdağ	E	65,565	35,720	28,593	1,055	185	12	3,297	4,599	7,043	6,772	11,148	22,976	5,750	2,836	1,106	38
	H	65,881	28,264	27,594	9,384	624	15	3,209	4,376	6,453	5,967	9,328	25,047	7,075	2,871	1,510	45
YEKÜN-Total		131,446	63,984	56,187	10,439	809	27	6,506	8,975	13,496	12,739	20,476	48,023	12,825	5,707	2,616	83
Tokat	E	124,416	69,478	53,391	1,390	137	20	8,383	12,638	13,491	15,893	22,763	36,467	9,003	4,071	1,625	82
	H	138,647	56,269	60,132	21,505	725	16	5,197	9,455	13,582	10,619	20,991	56,808	15,144	4,350	2,411	90
YEKÜN-Total		263,063	125,747	113,523	22,895	862	36	13,580	22,093	27,073	26,512	43,754	93,275	24,147	8,421	4,036	172
Trabzon	E	130,926	75,237	54,142	1,322	185	40	11,056	15,814	16,593	15,818	21,372	35,445	8,600	3,761	2,251	213
	H	159,377	67,215	65,909	25,068	1,138	47	6,270	12,675	18,475	12,881	24,437	59,654	16,559	5,051	3,172	203
YEKÜN-Total		290,303	142,452	120,051	26,390	1,323	87	17,326	28,489	35,071	28,699	45,809	95,099	25,159	8,812	5,423	416
Urfa	E	101,062	56,691	30,072	1,813	99	50	4,858	10,911	13,541	10,428	10,862	34,119	8,468	3,194	1,192	152
	H	102,533	45,352	41,853	11,567	337	34	3,333	8,718	12,210	8,236	10,918	43,032	8,892	2,463	1,236	105
YEKÜN-Total		203,595	102,043	80,925	13,380	436	84	8,191	19,629	25,751	18,664	21,780	77,151	17,360	5,657	2,428	257

KADRO
CADRE I

Vilâyet itibarile icmal - Récapitulation par vilâyet
Nüfusun halimedeni ve yaş grupları itibarile inkısamı
Répartition de la population d'après l'état civil et les groupes d'âges

VİLÂYETLER Vilâyet	Cins- yet Sexes	Nüfusu mevcu- de Population présente	HALİMEDENİ Etat civil					YAŞ GRUPLARI — Groupes d'âges									
			Bekâr Céli- ba- taires	Evli Ma- riés	Dul Veufs	Boş Di- vor- cés	Meç- hul Incon- nu	1 Ya- şından küçük Moins de 1 an	1 ^{ve} 2	3-6	7-12	13-19	20-45	46-60	61-70	71 ^{ve} + et +	ya m tr A inc m
Van	E H	39,525	21,608	17,326	559	23	9	2,060	4,228	6,598	4,192	2,884	13,729	3,941	1,365	429	
	K F	35,804	16,430	16,878	2,454	30	12	1,632	3,573	6,011	3,168	2,238	15,193	2,684	861	416	
YEKÜN Total		75,329	38,038	34,204	3,013	53	21	3,692	7,801	12,609	7,360	5,122	28,922	6,625	2,226	845	
Yozgat	E H	98,075	56,584	40,292	1,057	121	21	4,954	11,320	13,435	13,366	15,523	26,551	7,898	3,501	1,426	
	K F	111,422	47,927	48,570	14,291	604	30	3,264	8,138	12,481	10,058	15,467	45,294	11,854	3,039	1,708	
YEKÜN Total		209,497	104,511	88,862	15,348	725	51	8,228	19,458	25,916	23,424	30,990	71,845	19,752	6,540	3,134	
Zongul- dak	E H	127,366	67,067	57,853	2,172	234	40	8,310	11,336	12,894	13,443	22,579	37,849	13,366	5,173	2,297	
	K F	141,543	59,143	62,412	18,941	1,006	41	6,423	9,960	12,380	12,088	20,790	53,015	18,025	5,254	3,444	
YEKÜN Total		268,909	126,210	120,265	21,113	1,240	81	14,733	21,296	25,274	25,531	43,369	90,864	31,391	10,427	5,741	
Umumi yekün Total général	E H	6,563,879	3,642,733	2,792,069	100,096	16,475	3,251	350,532	582,564	734,327	731,036	1,063,120	2,151,604	594,886	244,258	93,471	7,82
	K F	7,084,391	2,978,006	2,969,160	1,062,916	61,922	2,860	294,814	489,793	706,283	615,245	1,013,255	2,797,916	794,825	249,863	133,050	9,82
		13,648,270	6,620,739	5,761,229	1,163,012	78,397	6,111	645,346	1,072,357	1,440,610	1,346,281	2,076,375	4,949,520	1,390,711	494,121	226,521	17,64

[*] Diyarbekir Vilâyetinde 1087 erkek, 1034 kadın, Mardin Vilâyetinde 1381 erkek ve 1634 kadın; Hakâri Vilâyetinde 2930 erkek ve 2929 kadın; Urfa Vilâyetinde 3337 erkek ve 3390 kadın; Elâziz Vilâyetinde 520 erkek ve 540 kadın nüfus hakkında tasnife muktazi tafsilî malûmat elde edilemediğinden bu ve müteakip kadrolardaki inkısamlara dahil edilmemiştir.

(*) Y compris un certain nombre d'habitants qui ne figurent pas dans les répartition par groupes, les renseignements nécessaires à leur classification n'ayant pu être réunis. Leur total s'élève pour le vilâyet de Diyarbekir à 1087 hommes et 1034 femmes, pour Hakâri à 2930 hommes et 2929 femmes, pour Mardin à 1384 hommes et 1634 femmes, pour Urfa à 3337 hommes et 3390 femmes, pour Elâziz à 520 hommes et 540 femmes.

MUFASSAL NETİCELER

RÉSULTATS DÉTAILLÉS

2

VİLÂYET İTİBARİLE İCMAL

RÉCAPITULATION PAR VILAYETS

Kadro

CADRE

II

NÜFUSUN MESLEKLER VE TAHSİL İTİBARİLE İNKISAMI

RÉPARTITION DE LA POPULATION D'APRÈS LES PROFESSIONS ET L'INSTRUCTION

KADRO II
CADRE

Vilâyet itibarile icmal - Récapitulation par vilayets
Nüfusun meslekler ve tahsil itibarile inkısamı
Répartition de la population d'après les professions et l'instruction

VİLÂYETLER Vilayets	Cinsiyet Sexes	MESLEKLER — Professions										Mesleksiz veya mesleği meçhul Sans profession ou profession inconnue	Okumak bilen ve bilmeyen Sachant lire	
		Zirai Agri- coles	Sınai indus- tri- elles	Ticari com- merci- ales	Ser- best libé- rales	Memur Fonc- tion- naires	Hakimler Magis- trature	Ordu Armée	P. T.T P. T.T	Muh- tefif diver- ses	Meslekler yekünü Total des professions		Bilen Oui	Bilme- yen Non
Adana	E	44,767	5,450	5,270	643	1,022	175	1,922	591	1,724	61,564	54,777	14,738	101,603
	H													
	K	13,885	267	410	146	11	—	—	3	464	15,186	96,191	3,277	108,100
YEKÜN-Total		58,652	5,717	5,680	789	1,033	175	1,922	594	2,188	76,750	150,968	18,015	209,703
Afyonkarahisar	E	58,977	3,989	3,049	654	655	73	2,624	209	374	70,604	49,794	12,036	108,362
	H													
	K	40,220	135	50	52	9	2	—	1	72	40,541	98,438	1,327	137,652
YEKÜN-Total		99,197	4,124	3,099	706	664	75	2,624	210	446	111,145	148,232	13,363	246,014
Aksaray	E	28,166	664	591	228	260	23	149	7	136	30,224	30,183	3,173	57,234
	H													
	K	5,588	16	2	6	1	—	—	—	19	5,632	60,992	217	66,407
YEKÜN-Total		33,754	680	593	234	261	23	149	7	155	35,856	91,175	3,390	123,641
Amasya	E	24,423	1,867	2,041	284	429	64	1,739	98	442	31,387	24,455	1,946	53,896
	H													
	K	12,434	274	21	36	12	—	—	—	74	12,851	46,191	106	58,936
YEKÜN-Total		36,857	2,141	2,062	320	441	64	1,739	98	516	44,238	70,646	2,052	112,832
Ankara	E	87,697	9,672	6,801	1,610	5,215	327	11,012	681	1,854	124,869	80,499	32,254	173,114
	H													
	K	52,266	259	155	268	184	5	—	2	284	53,423	145,929	8,378	190,974
YEKÜN-Total		139,963	9,931	6,956	1,878	5,399	332	11,012	683	2,138	178,292	226,428	40,632	364,088

Vilyâet itibarile icmal - Récapitulation par vilayets

Nüfusun meslekler ve tahsil itibarile inkısamı

Repartition de la population d'après les professions et l'instruction

VİLÂYETLER Vilayets	Clas- yet Sexes	MESLEKLER — Professions										Mesleksiz veya mesleği meçhul Sans profession ou profession Inconnue	Okumak bilen ve bilmeyen Sachant lire	
		Zirai agri- coles	Sınai indus- triels	Ticari com- merci- ales	Ser- best libé- rales	Memur Fonc- tion- naires	Hakimler Magis- trature	Ordu Armée	P. T.T P. T.T	Muh- telif diver- ses	Meslekler yekünü Total des professions		Bil en O ui	Bilme- yen Non
Antalya	E	42,392	2,973	2,776	467	903	81	804	33	1,148	51,577	41,635	9,316	83,896
	H	32,626	742	311	60	16	—	—	—	324	34,079	77,081	1,685	109,475
YEKÜN-Total	K	75,018	3,715	3,087	527	919	81	804	33	1,472	85,656	118,716	11,001	193,371
Artvin	E	20,347	750	456	196	306	29	735	13	321	23,153	21,379	3,726	40,806
	H	16,657	37	24	12	1	—	—	—	30	16,761	28,773	281	45,253
YEKÜN-Total	K	37,004	787	480	208	307	29	735	13	351	39,914	50,152	4,007	86,059
Aydın	E	41,816	5,293	4,375	707	776	78	1,407	167	1,945	56,564	42,749	13,208	86,105
	H	29,421	1,230	163	80	13	3	—	1	1,054	31,965	81,263	2,280	110,948
YEKÜN-Total	K	71,237	6,523	4,538	787	789	81	1,407	168	2,999	88,529	124,012	15,488	197,053
Balıkesir	E	88,475	10,411	7,716	1,542	1,639	179	7,666	313	2,193	120,134	86,086	28,199	178,021
	H	45,957	428	419	142	25	5	—	—	343	47,319	167,527	6,585	208,261
YEKÜN-Total	K	134,432	10,839	8,135	1,684	1,664	184	7,666	313	2,536	167,453	253,613	34,784	386,282
Bayazıt	E	15,504	597	575	108	259	820	6,602	307	7,285	32,057	25,120	2,584	54,593
	H	6,058	155	44	1	—	—	—	—	33	6,291	41,118	81	47,328
YEKÜN-Total	K	21,562	752	619	109	259	820	6,602	307	7,318	38,348	66,238	2,665	101,921

VİLÂYETLER Vilâyets	Clas- yet Sexes	MESLEKLER — Professions										Mesleksiz veya mesteği meçhul Sans profession ou profession inconnue	Okumak bilen ve bilmeyen Sachant lire	
		Zirai agri- coles	Sınai indus- triel- les	Ticari com- merci- ales	Ser- best libé- rales	Memur Fon- ction- naires	Hakimler Magis- trature	Ordu Armée	P. T. T. P. T. T.	Muh- telif diver- ses	Meslekler yekünü Total des professions		Bilen Oui	Bilme- yen Non
Bilecik	E	26,706	1,432	962	358	536	29	157	286	157	30,623	22,875	12,509	40,989
	H													
	K F	17,179	46	32	20	12	—	—	3	41	17,335	42,829	1,363	58,779
YEKÜN-Total		43,885	1,478	994	378	548	29	157	289	198	47,956	65,704	13,892	99,768
Bitlis	E	17,888	528	889	240	377	69	3,420	39	487	23,937	23,606	1,574	45,969
	H													
	K F	1,351	7	4	9	—	1	—	—	7	1,379	41,709	39	43,049
YEKÜN-Total		19,239	535	893	249	377	70	3,420	39	494	25,316	65,315	1,613	89,018
Bolu	E	47,346	2,923	2,428	617	566	84	276	36	570	54,846	44,095	13,692	85,249
	H													
	K F	41,071	139	39	49	10	—	—	—	132	41,440	77,865	3,123	116,182
YEKÜN-Total		88,417	3,062	2,467	666	576	84	276	36	702	96,286	121,960	16,815	201,431
Burdur	E	18,852	1,580	848	247	234	36	701	16	166	22,680	15,998	6,375	32,303
	H													
	K F	16,990	466	47	32	6	1	—	—	91	17,633	27,303	831	44,105
YEKÜN-Total		35,842	2,046	895	279	240	37	701	16	257	40,313	43,301	7,206	76,408
Bursa	E	82,470	10,238	7,775	1,688	1,681	208	4,635	153	2,057	110,905	81,825	11,151	181,579
	H													
	K F	31,976	410	104	176	34	1	—	—	225	32,926	175,939	1,944	206,921
YEKÜN-Total		114,446	10,648	7,879	1,864	1,715	209	4,635	153	2,282	143,831	257,764	13,095	388,500

KADRO II
CADRE

Vilâyet itibarile icmal - Récapitulation par vilayets
Nüfusun meslekler ve tahsil itibarile inkişası
Répartition de la population d'après les profession et l'instruction

VİLÂYETLER Vilayets	Cinsl- yet Sexes	MESLEKLER — Professions										Meslekstz veya mesleği meçhul Sans profession ou profession inconnue	Okunmak bilen ve bilmeyen Sachant lire	
		Zirai Agri- coles	Sinai indus- triell- les	Ticari com- merci- ales	Ser- best libé- rales	Memur Fonc- tion- naires	Hakimler Magis- trature	Ordu Armée	P.T.T P.T.T	Müh- telif diver- ses	Meslekler yekünü Total des professions		Bilen Oui	Bilme- yen Non
Cebeli bereket	E H	21,359	1,446	1,596	351	494	34	1,255	176	730	27,441	28,026	5,755	49,712
	K F	3,481	165	15	27	4	1	—	—	314	4,007	48,220	666	51,561
<i>YEKÜN-Total</i>		24,840	1,611	1,611	378	493	35	1,255	176	1,044	31,448	76,246	6,421	101,273
Çanakkale	E H	36,708	3,913	3,059	917	922	98	2,217	96	1,498	49,428	38,248	12,818	74,858
	K F	11,082	411	93	77	8	2	—	1	117	11,791	82,268	4,356	89,703
<i>YEKÜN-Total</i>		47,790	4,324	3,152	994	930	100	2,217	97	1,615	61,219	120,516	17,174	164,561
Çankırı	E H	35,373	1,347	1,012	396	328	29	482	22	267	39,256	31,350	5,460	65,146
	K F	36,170	84	69	12	8	1	—	—	304	36,648	49,965	848	85,765
<i>YEKÜN-Total</i>		71,543	1,431	1,081	408	336	30	482	22	571	75,904	81,315	6,308	150,911
Çorum	E H	51,980	3,082	2,197	518	725	45	1,145	48	576	60,316	55,785	8,518	107,583
	K F	13,600	131	50	22	18	—	—	—	141	13,962	117,863	1,200	130,625
<i>YEKÜN-Total</i>		65,580	3,213	2,247	540	743	45	1,145	48	717	74,278	173,648	9,718	238,208
Denizli	E H	42,470	5,745	2,492	669	587	86	1,617	93	579	54,338	55,992	11,818	98,512
	K F	26,736	2,688	137	81	9	—	—	1	224	29,826	104,892	1,520	133,198
<i>YEKÜN-Total</i>		69,206	8,383	2,629	750	596	86	1,617	94	803	84,164	160,884	13,338	231,710

KADRO II
CADRE

Vilâyet itibarile icmal - Récapitulation par vilayets
Nüfusun meslekler ve tahsil itibarile inkısamı
Répartition de la population d'après les professions et l'instruction

VİLÂYETLER Vilayets	Cinsiyet Sexes	MESLEKLER — Professions										Mesleksiz veya mesleği meçhul Sans profession ou profession inconnue	Okumak bilen ve bilmeyen Sachant lire	
		Zirai agri- coles	Sınai indus- tri- elles	Ticari com- merci- ales	Ser- best libé- rales	Memur Fon- tion- naires	Hakimler Magis- trature	Ordu Armée	P.T.T P.T.T	Muhtelif diver- ses	Meslekler yekünü Total des professions		Bilen Oui	Bilme- yen Non
Diyarbakir	E	31,779	2,205	2,379	657	624	396	7,464	58	2,077	47,639	48,661	5,643	90,657
	H	8,145	183	49	39	5	—	—	—	216	8,637	87,258	983	94,912
YEKÜN-Total		39,924	2,388	2,428	696	629	396	7,464	58	2,293	56,276	135,919	6,626	185,569
Edirne	E	32,376	3,459	3,136	493	1,049	51	969	99	642	42,274	31,234	10,639	62,869
	H	7,114	180	57	82	41	1	—	—	80	7,555	69,777	3,890	73,442
YEKÜN-Total		39,490	3,639	3,193	575	1,090	52	969	99	722	49,829	101,011	14,529	136,311
Elâziz	E	41,883	1,918	2,020	530	675	160	4,184	99	1,446	52,915	51,284	8,016	96,183
	H	20,542	244	39	28	8	1	—	1	381	21,244	87,274	764	107,754
YEKÜN-Total		62,425	2,162	2,059	558	683	161	4,184	100	1,827	74,159	138,558	8,780	203,937
Erzincan	E	24,552	1,154	957	271	554	56	4,121	24	371	32,060	32,251	6,037	28,274
	H	13,945	47	7	13	3	—	—	—	25	14,040	53,974	1,069	66,945
YEKÜN-Total		38,497	1,201	964	284	557	56	4,121	24	396	46,100	86,225	7,106	125,219
Erzurum	E	61,420	2,578	2,786	478	1,090	45	2,652	164	907	72,120	60,129	9,013	123,236
	H	26,016	56	18	20	14	3	—	—	97	26,224	111,953	1,128	137,049
YEKÜN-Total		87,436	2,634	2,804	498	1,104	48	2,652	164	1,004	98,344	172,082	10,141	260,285

VİLÂYETLER Vilayets	Cins- yet Sexes	MESLEKLER — Professions										Mesleksiz veya mesleği meçhul Sans profession ou profession inconnue	Okumak bilen ve bilmeyen Sachant lire	
		Zirai Agri- coles	Sınai indus- tri- elles	Ticari com- merci- ales	Ser- best libé- rales	Memur Fonc- tion- naires	Hakimler Magis- trature	Ordu Armée	P.T.T P.T.T	Muh- tefif diver- ses	Meslekler yekünü Total des professions		Bilen Oui	Bilme- yen Non
Eskişehir	E	30,214	4,093	2,831	597	881	76	2,083	733	505	42 013	32,567	13,790	60,790
	H	9,078	199	42	55	8	2	—	2	120	9,506	70,246	3,272	76,480
	K													
YEKÜN-Total		39,292	4,292	2,873	652	889	78	2,083	735	625	51,519	102,813	17,062	137,270
Gaziyıntap	E	37,588	5,263	4,381	632	850	83	737	52	1,648	51,234	54,673	8,175	97,732
	H	19,097	166	66	75	10	1	—	—	92	19,507	90,348	1,730	108,125
	K													
YEKÜN-Total		56,685	5,429	4 447	707	860	84	737	52	1,740	70,741	145,021	9,905	205,857
Giresun	E	36,231	1,471	1,735	258	524	40	643	22	1,823	42,747	33,428	8,167	68,008
	H	45,800	62	46	28	4	—	—	—	107	46,047	42,811	914	87,944
	K													
YEKÜN-Total		82,031	1,533	1,781	286	528	40	643	22	1,930	88,794	76,239	9,081	155,952
Gümüşane	E	25,677	928	1,058	201	299	53	341	25	405	28,987	28,400	3,749	53,638
	H	16,879	31	8	10	1	—	—	—	2	16,931	47,913	182	64,662
	K													
YEKÜN-Total		42,556	959	1,066	211	300	53	341	25	407	45,918	76,313	3,931	118,300
Hakâri	E	4,596	34	59	15	144	1	684	25	19	5,577	4,461	229	9,809
	H	153	—	1	—	—	—	—	—	—	154	8,929	34	9,049
	K													
YEKÜN-Total		4,749	34	60	15	144	1	684	25	19	5,731	13,390	263	18,858

KADRO II
CADRE

Vilâyet itibarile icmal - Récapitulation par vilayets
Nüfusun meslekler ve tahsil itibarile inkısamı
Répartition de la population d'après les professions et l'instruction

VİLÂYETLER Vilayets		MESLEKLER — Professions										Mesleksiz veya mesleği meçhul	Okumak bilen ve bilmeyen sabitli ille	
		Zirai Agri- coles	Sınai Indus- tri- elles	Ticari com- merci- ales	Ser- best libé- rales	Memur Fon- tion- naires	Hakimler Magis- trature	Ordu Armée	P. T.T P. T.T	Muh- telif diver- ses	Meslekler yekünü Total des professions	Sans profession ou profession inconnue	Bilen Oui	Bilme- yen Non
İçel	E	18,696	932	607	123	405	26	178	16	154	21,137	20,012	4,344	36,805
	H													
	K	8,352	249	62	12	9	2	—	—	98	8,784	41,007	466	49,325
YEKÜN-Total		27,048	1,181	669	135	414	28	178	16	252	29,921	61,019	4,810	86,130
İsparta	E	26,970	3,554	1,711	395	544	104	1,150	64	740	35,232	33,791	9,210	59,813
	H													
	K	21,821	1,082	183	122	49	2	8	12	181	23,460	51,954	3,249	72,165
YEKÜN-Total		48,791	4,636	1,894	517	593	106	1,158	76	921	58,692	85,745	12,459	131,978
İstanbul	E	71,645	49,554	67,016	9,849	13,008	3,339	18,917	4,055	30,433	267,816	136,742	188,178	216,380
	H													
	K	17,872	3,302	3,084	3,543	401	57	—	171	5,334	33,764	35,622	125,022	264,864
YEKÜN-Total		89,517	52,856	70,100	13,392	13,409	3,396	18,917	4,226	35,767	301,580	492,864	313,200	481,244
İzmir	E	93,896	22,946	21,814	2,560	3,818	655	13,519	1,692	7,660	168,560	100,702	66,264	202,998
	H													
	K	36,002	1,216	475	643	69	7	—	17	1,318	39,747	216,996	24,942	231,801
YEKÜN-Total		129,898	24,162	22,289	3,203	3,887	662	13,519	1,709	8,978	208,307	317,698	91,206	434,799
Kars	E	44,437	751	4,422	220	709	69	3,062	473	1,110	55,253	53,550	5,107	103,696
	H													
	K	25,833	75	11	17	7	1	—	—	27	25,971	70,072	771	95,272
YEKÜN-Total		70,270	826	4,433	237	716	70	3,062	473	1,137	81,224	123,622	5,878	198,968

X

VİLÂYETLER Vilayets	Clas- yet Sexes	MESLEKLER — Professions										Mesleksiz veya mesleği meçhul Sans profession ou profession inconnue	Okumak bilen ve bilmeyen Sachant lire	
		Zirai agri- coles	Sinai indus- triel- tes	Ticari com- merci- ales	Ser- best libé- rates	Memur Fonc- tion- naires	Hakimler Magis- trature	Ordu Armée	P.T.T P.T.T	Muh- telif diver- ses	Meslekler yekünü Total des professions		Bilen Oui	Bilme- yen Non
Kastamonu	E	75,463	4,116	2,888	549	1,006	84	1,873	71	1,541	87,591	60,988	16,109	132,470
	H													
	K	88,356	668	42	79	16	3	—	3	254	89,421	98,501	2,916	185,006
YEKÜN-Total		163,819	4,784	2,930	628	1,022	87	1,873	74	1,795	177,012	159,489	19,025	317,476
Kayseri	E	43,524	4,196	3,387	670	735	48	1,397	160	825	54,942	63,546	14,130	104,358
	H													
	K	18,024	1,412	110	41	9	—	—	—	172	19,768	113,114	1,654	131,228
YEKÜN-Total		61,548	5,608	3,497	711	744	48	1,397	160	997	74,710	176,660	15,784	235,586
Kırklareli	E	22,916	1,699	1,629	317	502	53	1,252	138	222	28,728	26,132	7,513	47,347
	H													
	K	9,584	97	16	39	3	2	—	1	9	9,751	44,378	2,471	51,658
YEKÜN-Total		32,500	1,796	1,645	356	505	55	1,252	139	231	38,479	70,510	9,984	99,005
Kırşehir	E	23,282	1,293	792	371	321	42	148	40	238	26,527	31,187	5,357	52,357
	H													
	K	2,930	852	10	22	4	—	—	—	34	3,852	65,335	237	68,950
YEKÜN-Total		26,212	2,145	802	393	325	42	148	40	272	30,379	96,522	5,594	121,307
Kocaeli	E	61,350	4,528	4,042	892	1,278	130	5,498	318	1,348	79,384	61,982	23,526	117,840
	H													
	K	44,242	290	122	87	17	—	—	1	76	44,835	100,399	6,514	138,720
YEKÜN-Total		105,592	4,818	4,164	979	1,295	130	5,498	319	1,424	124,219	162,381	30,040	256,560

KADRO II
CADRE

Vilâyet itibarile icmal - Récapitulation par vilayets

Nüfusun meslekler ve tahsil itibarile inkişası

Répartition de la population d'après les profession et l'instruction

VİLÂYETLER Vilayets	Cinsiyet Sexe	MESLEKLER. — Professions										Mesleksiz veya mesleği meçhul Sans profession ou profession inconnue	Okumak bilen ve bilmeyen Sachant lire	
		Zirai Agri- coles	Sinai indus- triell- les	Ticari com- merci- ales	Ser- best libé- rales	Memur Fonc- tion- naires	Hakimler Magis- trature	Ordu Armée	P.T.T P.T.T	Muh- telif diver- ses	Meslekler yekünü Total des professions		Bilen Oui	Bilme- yen Non
Konya	E	105,701	8,944	6,069	1,546	1,564	217	1,550	578	1,939	128,108	110,242	27,515	210,835
	H	48,139	1,188	201	174	23	1	—	3	430	50,159	215,875	4,397	261,637
YEKÜN - Total		153,840	10,132	6,270	1,720	1,587	218	1,550	581	2,369	178,267	326,117	31,912	472,472
Kütahya	E	66,978	6,443	3,947	849	808	68	1,093	205	893	81,284	57,957	13,152	126,089
	H	57,074	4,098	115	67	18	1	—	—	534	61,907	101,278	1,800	161,385
YEKÜN - Total		124,052	10,541	4,062	916	826	69	1,093	205	1,427	143,191	159,235	14,952	287,474
Malatya	E	57,504	4,101	2,532	469	696	72	421	49	1,619	67,463	77,164	9,187	135,440
	H	41,693	798	73	41	12	—	—	—	380	42,997	119,258	1,338	160,917
YEKÜN - Total		99,197	4,899	2,605	510	708	72	421	49	1,999	110,460	196,422	10,525	296,357
Manisa	E	82,584	10,363	7,320	1,092	1,225	140	4,055	233	1,924	108,936	74,108	21,819	161,225
	H	37,895	4,072	186	104	21	—	—	2	352	42,632	148,337	4,353	186,616
YEKÜN - Total		120,479	14,435	7,506	1,196	1,246	140	4,055	235	2,276	151,568	222,445	26,172	347,841
Maraş	E	35,467	3,096	2,053	416	514	43	2,200	53	1,468	45,310	48,133	5,963	87,480
	H	12,847	199	48	21	9	2	—	—	242	13,368	80,044	745	92,667
YEKÜN - Total		48,314	3,295	2,101	437	523	45	2,200	53	1,710	58,678	128,177	6,708	180,147

Vilâyet itibarile icmal - Récapitulation par vilayets

Nüfusun meslekler ve tahsil itibarile inksamı

Répartition de la population d'après les professions et l'instruction

VİLÂYETLER Vilayets	Clas- yet Seres	MESLEKLER — Professions										Mesleksiz veya mesleği meçhul Sans profession ou profession inconnue	Okumak bilen ve bilmeyen Sachant lire	
		Zirai Agri- coles	Sınai indus- triell- les	Ticari com- merci- ales	Ser- best libé- rales	Memur Fonc- tion- naires	Hakimler Magis- trature	Ordu Armée	P.T.T P.T.T	Muh- telif diver- ses	Meslekler yekûnu Total des professions		Bilen Oui	Bilme- yen Non
Mardin	E	28,428	2,805	2,448	638	822	35	5,329	98	1,352	41,955	47,203	3,602	85,556
	H	7,079	370	241	22	6	2	—	10	94	7,824	83,474	304	90,994
YEKÛN-Total	K	35,507	3,175	2,689	660	828	37	5,329	108	1,446	49,779	130,677	3,906	176,550
Mersin	E	19,816	3,156	4,122	395	408	111	1,100	173	1,134	30,415	29,282	8,913	50,784
	H	6,825	284	468	82	2	4	—	—	220	7,885	51,525	2,114	57,296
YEKÛN-Total	K	26,641	3,440	4,590	477	410	115	1,100	173	1,354	38,300	80,807	11,027	108,080
Muğla	E	36,666	3,373	2,566	494	624	54	1,344	29	1,461	46,611	33,310	11,271	68,650
	H	28,734	298	227	49	17	—	—	—	233	29,558	65,911	1,845	93,624
YEKÛN-Total	K	65,400	3,671	2,793	543	641	54	1,344	29	1,694	76,169	99,221	13,116	162,274
Niğde	E	27,122	2,538	1,818	656	503	74	199	83	806	33,799	44,311	9,205	68,905
	H	10,403	688	48	40	8	1	—	—	191	11,379	76,567	1,176	86,770
YEKÛN-Total	K	37,525	3,226	1,866	696	511	75	199	83	997	45,178	120,878	10,381	155,675
Ordu	E	45,804	1,251	1,220	212	360	55	223	20	744	49,889	40,447	7,199	83,137
	H	65,713	104	58	39	16	2	—	1	87	66,020	45,998	1,202	110,816
YEKÛN-Total	K	111,517	1,355	1,278	251	376	57	223	21	831	115,909	86,445	8,401	193,953

Vilâyet itibarile icmal - Récapitulation par vilayets
Nüfusun meslekler ve tahsil itibarile inkısamı
Répartition de la population d'après les professions et l'instruction

VİLÂYETLER Vilayets	Cins- yet sexes	MESLEKLER — Professions										Mesleksiz veya mesleği meçhul Sans profession ou profession inconnue	Okumak bilen ve bilmeyen Sachant lire	
		Zirai agri- coles	Sınai indus- triell- les	Ticari com- merci- ales	Ser- best libé- rales	Memur Fonc- tion- naires	Hakimler Magis- trature	Ordu Armée	P.T.T P.T.T	Muh- telif diver- ses	Meslekler yekünü Total des professions		Bilen Oui	Bilme- yen Non
Rize	E	19,681	2,867	1,577	490	551	44	1,362	33	1,730	28,335	44,036	13,138	59,233
	H	29,761	352	13	20	12	1	—	—	70	30,229	69,057	903	98,383
YEKÜN-Total		49,442	3,219	1,590	510	563	45	1,362	33	1,800	58,564	113,093	14,041	157,616
Samsun	E	60,323	4,279	4,548	715	1,067	116	1,872	568	1,949	75,437	56,357	15,707	116,087
	H	61,179	336	135	92	21	3	—	4	194	61,964	80,307	3,777	138,494
YEKÜN-Total		121,502	4,615	4,683	807	1,088	119	1,872	572	2,143	137,401	136,664	19,484	254,581
Siirt	E	16,336	905	1,094	435	496	20	3,861	25	986	24,158	26,195	3,354	46,999
	H	2,497	45	49	6	2	—	—	—	52	2,651	49,429	152	51,928
YEKÜN-Total		18,833	950	1,143	441	498	20	3,861	25	1,038	26,809	75,624	3,506	98,927
Sinop	E	43,026	1,224	867	225	487	36	84	21	367	46,337	31,849	6,078	72,108
	H	54,152	213	62	32	22	—	—	—	16	54,497	37,282	1,261	90,518
YEKÜN-Total		97,178	1,437	929	257	509	36	84	21	383	100,834	69,131	7,339	162,626
Sivas	E	70,507	2,698	3,188	473	942	98	3,262	77	677	81,922	71,919	13,272	140,569
	H	65,842	91	23	60	8	—	—	—	40	66,064	109,646	1,864	173,846
YEKÜN-Total		136,349	2,789	3,211	533	950	98	3,262	77	717	147,986	181,565	15,136	314,415

Vilâyet itibarile icmal - Récapitulation par vilayets
Nüfusun meslekler ve tahsil itibarile inkısamı
Répartition de la population d'après les professions et l'instruction

VİLÂYETLER Vilayets	Cinsl- yet Sexes	MESLEKLER — Professions										Mesleksiz veya mesleği meçhul	Okumak bilen ve bilmeyen Sachant lire	
		Zirai agri- coles	Sinai indus- tri- elles	Ticari com- merci- ales	Ser- best libé- rales	Memur Fonc- tion- naires	Hakimler Magis- trature	Ordu Armée	P. T.T P. T.T	Muh- telef diver- ses	Meslekler yekûnu Total des professions	Sans profession ou profession inconnue	Bilen Oui	Bilme- yen Non
Şebinkarahisar	E H	22,445	580	463	122	310	24	157	13	395	24,509	25,209	2,985	46,733
	K F	27,435	39	—	16	7	—	—	—	1	27,498	31,519	927	58,090
YEKÛN-Total		49,880	619	463	138	317	24	157	13	396	52,007	56,728	3,912	104,823
Tekirdağ	E H	30,581	2,307	1,865	461	623	52	2,903	140	674	39,606	25,959	9,808	55,757
	K F	10,477	128	20	60	9	2	—	—	34	10,730	55,151	2,902	62,979
YEKÛN-Total		41,058	2,435	1,885	521	632	54	2,903	140	708	50,336	81,110	12,710	118,736
Tokat	E H	58,455	3,555	2,866	504	700	49	1,219	34	1,085	68,467	55,949	6,464	117,952
	K F	57,683	267	53	53	10	6	—	—	284	58,362	80,285	1,084	137,563
YEKÛN-Total		116,144	3,822	2,919	557	710	55	1,219	34	1,369	126,829	136,234	7,548	255,515
Trabzon	E H	50,292	2,829	2,868	600	1,011	166	2,184	59	1,990	61,999	68,927	14,373	116,553
	K F	68,876	94	40	63	12	3	—	—	141	69,229	90,148	1,597	137,780
YEKÛN-Total		119,168	2,923	2,908	663	1,023	169	2,184	59	2,131	131,228	159,075	15,970	274,333
Urfa	E H	34,376	3,105	3,896	415	948	67	2,557	89	1,796	47,249	50,476	5,158	92,567
	K F	7,368	72	35	24	8	—	—	—	95	7,602	91,541	604	98,539
YEKÛN-Total		41,744	3,177	3,931	439	956	67	2,557	89	1,891	54,851	142,017	5,762	191,106

KADRO II
CADRE

Vilâyet itibarile icmal - Récapitulation par vilayets
Nüfusun meslekler ve tahsil itibarile inkişası
Répartition de la population d'après les professions et l'instruction

VİLÂYETLER Vilayets	Cins- yet Sexes	MESLEKLER — Professions										Mesleksiz veya mesleği meçhul Sans profession ou profession inconnue	Okumak bilen ve bilmeyen Sachant lire	
		Zirai Agri- coles	Sinai indus- tri- elles	Ticari com- merci- ales	Ser- best libé- rales	Memur Fonc- tion- naires	Hakimler Magis- trature	Ordu Armée	P. T. T. P. T. T.	Muh- telif diver- ses	Meslekler yekûnu Total des professions		Bilen Oui	Bilme- yen Non
Van	E	14,946	376	697	499	373	93	2,243	42	229	19,498	20,027	945	38,580
	H													
	K F	1,645	42	2	8	10	—	—	—	4	1,711	34,093	40	35,764
YEKÛN-Total		16,591	418	699	507	383	93	2,243	42	233	21,209	54,120	985	74,344
Yozgat	E	46,563	987	1,139	426	354	57	490	102	471	50,589	47,486	4,055	94,020
	H													
	K F	28,418	112	25	23	5	1	—	2	299	28,885	82,537	566	110,856
YEKÛN-Total		74,981	1,099	1,164	449	359	58	490	104	770	79,474	130,023	4,621	204,876
Zonguldak	E	62,925	4,541	2,791	597	788	95	1,082	140	1,022	73,981	53,385	14,318	113,048
	H													
	K F	63,050	133	84	57	13	2	—	—	38	63,377	78,166	2,683	138,860
YEKÛN-Total		125,975	4,674	2,875	654	801	97	1,082	140	1,060	137,358	131,551	17,001	251,908
Umumi yekûn Total général	E	2,678,737	266,895	248,512	45,247	63,104	9,864	162,227	14,576	105,334	3,594,496	2,960,128	851,527	5,703,097
	H													
	K F	1,689,324	32,474	8,843	7,416	1,330	135	8	242	16,947	1,756,719	5,318,145	259,969	6,814,895
		4,368,061	299,369	257,355	52,663	64,434	9,999	162,235	14,818	122,281	5,351,215	8,278,273	1,111,496	12,517,992

MUFASSAL NETİCELER

RÉSULTATS DÉTAILLÉS

2

VİLÂYET İTİBARİLE İCMAL

RÉCAPITULATION PAR VILAYETS

Kadro

CADRE

III

NÜFUSUN DİNLER VE MALULİYETLER İTİBARİLE İNKISAMI

RÉPARTITION DE LA POPULATION D'APRÈS LES RELIGIONS — RELEVÉ DES INFIRMITÉS

KADRO
CADRE III

Vilâyet itibarile icmâl - Récapitulation par vilayets
Nüfusun dinler ve maluliyetler itibarile inkişımı
Répartition de la population d'après les religions — Relevé des infirmités

VİLAYETLER Vilayets	Cıası- yet Sexes	DİNLER — Religions									MALULİYETLER — Infirmités						
		İslam Mu- sul- mans	Kato- lik Catho- liques	Protis- tan Protes- tants	Orto- doks Ortho- doxes	Erme- ni Armé- niens	Hris- tiyan Chrê- tiens	Muse- vi Israé- lites	Sair dinler Autres religions	Dinsiz veya dini meçhul Religion incon- nue ou sans	Malu- liyet- siz Sans infirmité	Kör Aveu- gles	Sagır- dilsiz Sourd- muets	Topal Estro- piés des jambes	Çolak Man- chots	Kan- bur Bos- sus	Sair maluli- yetler Autres infirmités
Adana	E H	116,029	118	21	27	36	7	94	3	6	112,925	353	180	658	459	19	1,747
	K F	111,039	101	34	29	84	20	65	2	3	110,207	292	79	226	71	13	489
YEKÜN-Total		227,068	219	55	56	120	27	159	5	9	223,132	845	959	884	530	32	2,236
Afyonkarahisar	E H	120,348	12	2	—	1	24	11	—	—	117,855	263	159	588	389	37	1,107
	K F	136,977	1	—	1	—	—	—	—	—	138,028	213	86	212	82	19	339
YEKÜN-Total		259,325	13	2	1	1	24	11	—	—	255,883	476	245	800	471	56	1,446
Aksaray	E H	60,312	—	12	—	78	1	1	3	—	59,484	125	43	313	165	14	263
	K F	66,540	1	13	—	65	—	—	5	—	66,220	74	32	170	26	8	94
YEKÜN-Total		126,852	1	25	—	143	1	1	8	—	125,704	199	75	483	191	22	357
Amasya	E H	55,444	6	1	30	304	52	4	1	—	54,852	112	71	250	136	28	393
	K F	58,401	—	2	9	473	138	19	—	—	58,562	107	48	163	25	15	122
YEKÜN-Total		113,845	6	3	39	777	190	23	1	—	113,414	219	119	413	161	43	515
Ankara	E H	202,587	884	242	492	386	268	334	69	106	202,229	296	224	899	401	24	1,295
	K F	197,592	561	110	69	543	88	329	16	44	198,199	198	75	483	37	15	345
YEKÜN-Total		400,179	1,445	352	561	929	356	663	85	150	400,428	494	299	1,382	438	39	1,640

KADRO
CADRE **III**

Vilâyet itibarile icmal - Récapitulation par vilayets
Nüfusun dinler ve maluliyetler itibarile inkişamı
Répartition de la population d'après les religions — Relevé des infirmités

VİLÂYETLER Vilayets	Cinsl- yet Sexes	DİNLER — Religions									MALULİYETLER — Infirmités						
		İslam Mu- sul- mans	Kato- lik Catho- liques	Protis- tan Protes- tants	Orto- doks Ortho- doxes	Erme- ni Armé- niens	Hris- tiyan Chrê- tiens	Muse- vi Israê- lites	Sair dinler Autres religions	Dinsiz veya đini meçhul Religion inco- nue ou sans	Malu- liyet- siz Sans infirmité	Kör Avcu- gles	Sağır dilsiz Sourd- muets	Topal Estro- piés des jambes	Çolak Man- chots	Kan- bur Bos- sus	Sair maluli- yetler Autres infirmités
Antalya	E H	93,142	20	1	12	4	14	19	—	—	91,049	205	150	637	343	24	804
	K F	111,130	5	1	—	—	4	19	—	1	110,102	176	86	449	78	9	260
		204,272	25	2	12	4	18	38	—	1	201,151	381	236	1,086	421	33	1,064
Artvin	E H	44,501	4	—	21	—	3	1	2	—	43,739	63	56	191	76	10	397
	K F	45,510	5	2	9	—	4	1	3	—	45,265	31	13	72	12	7	134
		90,011	9	2	30	—	7	2	5	—	89,004	94	69	263	88	17	531
Aydın	E H	99,255	19	6	15	—	9	—	2	7	97,576	134	119	390	215	16	863
	K F	113,212	5	6	1	—	2	—	2	—	112,683	87	72	133	25	3	225
		212,467	24	12	16	—	11	—	4	7	210,259	221	191	523	240	19	1,088
Balıkesir	E H	205,961	84	17	52	2	59	29	11	5	203,267	255	205	800	423	24	1,246
	K F	214,486	32	7	281	—	—	14	21	5	214,013	179	108	200	43	19	284
		420,447	116	24	333	2	59	43	32	10	417,280	434	313	1,000	466	43	1,530
Bayazıt	E H	57,177	—	—	—	—	—	—	—	—	56,525	105	47	65	38	9	388
	K F	47,408	—	—	—	1	—	—	—	—	47,270	51	9	9	4	—	66
		104,585	—	—	—	1	—	—	—	—	103,795	156	56	74	42	9	454

Vilâyet itibarile icmal - Récapitulation par vilayets
Nüfusun dinler ve maluliyetler itibarile inkıması
Répartition de la population d'après les religions — Relevé des infirmités

VİLÂYETLER Vilayets	Cinsal- yet Sexes	DİNLER — Religions									MALULİYETLER — Infirmités						
		İslam Mu- sul- mans	Kato- lik Catho- liques	Protis- tan Protes- tants	Orto- doks Ortho- doxes	Erme- ni Armé- niens	Hris- tiyan Chrê- tiens	Muse- vi Israê- lites	Sair dinler Autres religions	Dinsiz veya dini meçhul Religion incon- nue ou sans	Malu- liyet- siz Sans infirmité	Kör Aveu- gles	Sağır dilsiz Sourd- muets	Topal Estrô- piés des jambes	Çolak Man- chots	Kan- bur Bos- sus	Sair malul yetler Autres infirmités
Bilecik	E H	53,462	9	12	2	2	6	4	—	1	52,556	80	74	221	98	19	450
	K F	60,158	1	—	—	—	—	—	3	—	59,865	63	36	45	14	8	131
YEKÛN-Total		113,620	10	12	2	2	6	4	3	1	112,421	143	110	266	112	27	581
Bitlis	E H	47,395	—	—	—	147	1	—	—	—	46,787	121	40	35	18	2	540
	K F	42,946	—	—	—	140	1	1	—	—	42,853	78	16	28	5	4	104
YEKÛN-Total		90,341	—	—	—	287	2	1	—	—	89,640	199	56	63	23	6	644
Bolu	E H	98,933	2	1	—	—	3	1	1	—	96,323	214	210	790	357	51	996
	K F	119,303	1	—	—	—	—	1	—	—	117,922	215	116	521	75	42	414
YEKÛN-Total		218,236	3	1	—	—	3	2	1	—	214,245	429	326	1,311	432	93	1,410
Burdur	E H	38,663	3	—	8	4	—	—	—	—	37,743	142	69	234	134	23	333
	K F	44,921	4	—	1	9	—	1	—	—	44,497	92	45	159	25	9	109
YEKÛN-Total		83,584	7	—	9	13	—	1	—	—	82,240	234	114	393	159	32	442
Bursa	E H	191,659	47	10	34	3	18	953	3	3	189,525	244	235	686	304	30	1,706
	K F	207,848	33	11	6	—	4	962	1	—	208,086	112	105	199	36	18	309
YEKÛN-Total		399,507	80	21	40	3	22	1,915	4	3	397,611	356	340	885	340	48	2,015

KADRO III
CADRE

Vilâyet itibarile icmal - Récapitulation par vilayets
Nüfusun dinler ve maluliyetler itibarile inkısamı
Répartition de la population d'après les religions — Relevé des infirmités

VİLÂYETLER Vilayets	Cinsiyet Sexes	DİNLER — Religions									MALULİYETLER — Infirmités						
		İslam Mu- sul- mans	Kato- lik Catho- liques	Protis- tan Protes- tants	Orto- doks Ortho- doxes	Erme- ni Armé- niens	Hiris- tiyan Chrê- tiens	Muse- vi Israë- lites	Sair dinler Autres religions	Dinsiz veya dini meçhul Religion incou- nue ou sans	Malu- liyet- siz Sans infirmité	Kör Aveu- gles	Sagır dilsiz Sourd- muets	Topal Estru- piés des jambes	Çolak Man- chots	Kan- bur Bos- sus	Sair maluli- yetler Autres infirmités
Cebelibereket	E H	55,429	23	4	6	—	3	1	—	1	54,078	196	88	359	245	19	482
	K F	52,218	8	—	—	—	1	—	—	—	51,744	132	39	122	33	8	149
	YEKÜN-Total	107,647	31	4	6	—	4	1	—	1	105,822	328	127	481	278	27	631
Çanakkale	E H	83,344	2,989	11	507	15	2	799	8	1	85,896	151	133	444	279	32	741
	K F	88,806	22	6	3,962	8	208	1,046	—	1	93,523	106	54	130	36	17	193
	YEKÜN-Total	172,150	3,011	17	4,469	23	210	1,845	8	2	179,419	257	187	574	315	49	934
Çankırı	E H	70,584	1	2	3	5	4	1	3	3	69,053	208	113	525	250	24	433
	K F	86,610	—	1	—	—	2	—	—	—	85,612	172	58	452	47	28	244
	YEKÜN-Total	157,194	1	3	3	5	6	1	3	3	154,665	380	171	977	297	52	677
Çorum	E H	116,010	10	1	—	67	10	1	1	1	113,608	333	226	838	381	51	664
	K F	181,712	9	1	1	95	6	—	—	1	130,447	308	96	553	77	16	328
	YEKÜN-Total	247,722	19	2	1	162	16	1	1	2	244,055	641	322	1,391	458	67	992
Denizli	E H	110,309	3	3	3	—	10	2	—	—	108,858	156	87	396	270	10	555
	K F	134,712	4	—	—	—	2	—	—	—	134,202	100	46	167	41	8	154
	YEKÜN-Total	245,021	7	3	3	—	12	2	—	—	243,058	256	133	563	311	18	709

Vilâyet itibarile icmal - Récapitulation par vilâyet

Nüfusun dinler ve maluliyetler itibarile inkısamı

Répartition de la population d'après les religions — Relevé des infirmités

VİLÂYETLER Vilayets	Class- yet Sexes	DİNLER — Religions									MALULİYETLER — Infirmités						
		Islam Mu- sul- mans	Kato- lik Catho- liques	Protis- tan Protes- tants	Orto- doks Ortho- doxes	Erme- ni Armé- niens	Hiris- tiyan Chrê- tiens	Muse- vi Israê- lites	Sair dinler Autres religions	Dinsiz veya dini meçhul Religion incon- nue ou sans	Malu- liyet- siz Sans infirmité	Kör Aveu- gles	Sağır dilsiz Sourd- muets	Topal Estro- nés des lampes	Çolak Man- chots	Kan- bur Bos- sus	Sair malul- yetler Autres infirmités
Diyarbakir	E H	93,253	120	35	1	1,168	47	219	1,415	42	93,700	369	166	166	70	20	1,809
	K F	92,372	190	57	1	1,322	85	173	1,689	6	94,806	341	73	82	20	9	564
YEKÖN-Total		185,625	310	92	2	2,490	132	392	3,104	48	188,506	710	239	248	90	29	2,373
Edirne	E H	70,334	93	13	175	16	60	2,806	9	2	72,209	188	83	297	117	16	598
	K F	73,685	62	10	166	55	62	3,292	—	—	76,934	65	47	97	21	17	151
YEKÖN-Total		144,019	155	23	341	71	122	6,098	9	2	149,143	253	130	394	138	33	749
Elâziz	E H	103,087	30	8	104	845	86	1	38	—	102,290	262	123	200	51	28	1,245
	K F	107,094	19	4	123	1,147	106	—	25	—	107,767	231	63	85	13	9	350
YEKÖN-Total		210,181	49	12	227	1,992	192	1	63	—	210,057	493	186	285	64	37	1,595
Erzincan	E H	64,276	—	—	—	22	5	—	7	1	63,120	124	67	129	27	13	831
	K F	67,971	6	—	1	36	—	—	—	—	67,509	123	35	95	10	12	250
YEKÖN-Total		132,247	6	—	1	58	5	—	7	1	130,629	247	102	224	37	25	1,061
Erzurum	E H	132,229	2	1	5	3	8	—	1	—	129,628	340	159	301	128	28	1,665
	K F	138,147	7	—	5	9	7	—	—	2	137,245	259	60	182	31	13	437
YEKÖN-Total		270,376	9	1	10	12	15	—	1	2	266,873	599	219	433	159	41	2,102

Vilâyet itibarile icmal - Récapitulation par vilayets
Nüfusun dinler ve maluliyetler itibarile inkısamı
Répartition de la population d'après les religions — Relevé des infirmités

VİÂLYETLER Vilayets	Cinsiyet Sexes	DİNLER — Religions									MALULİYETLER — Infirmités						
		İslam Mu- sul- mans	Kato- lik Catho- liques	Protis- tan Protes- tants	Orto- doks Ortho- doxes	Erme- ni Armé- niens	Hıris- tiyan Chrê- tiens	Muse- vi Israé- lites	Sair dinler Autres religions	Dinsiz veya dini meçhul Religion incon- nue ou sans	Malu- liyet- siz Sans infirmité	Kör Aveu- gles	Sagır- dilsiz Sourd- muets	Topal Estra- piés des Jambes	Çolak Man- chots	Kan- bur Bos- sus	Sair maluli- yetler Autres infirmités
Eskişehir	E H	74,376	51	35	78	3	4	17	11	5	73,084	114	101	314	176	20	771
	K F	79,699	23	9	6	—	—	8	—	7	79,361	62	40	111	25	7	146
YEKÜN-Total		154,075	74	44	84	3	4	25	11	12	152,445	176	141	425	201	27	917
Gaziyayın- tap	E H	105,492	8	9	—	5	1	392	—	—	101,920	692	142	573	332	16	2,232
	K F	109,471	8	15	1	7	1	350	—	2	108,410	508	33	162	43	14	685
YEKÜN-Total		214,963	16	24	1	12	2	742	—	2	210,330	1,200	175	735	375	30	2,917
Giresun	E H	76,134	21	7	2	1	9	—	1	—	75,305	52	61	351	162	17	227
	K F	88,833	16	—	—	1	2	6	—	—	88,497	42	23	188	19	4	85
YEKÜN-Total		164,967	37	7	2	2	11	6	1	—	163,802	94	84	539	181	21	312
Gümüşane	E H	57,382	1	—	—	3	1	—	—	—	56,159	130	72	280	135	10	601
	K F	64,840	—	1	—	—	2	—	1	—	64,362	108	23	116	22	20	173
YEKÜN-Total		122,222	1	1	—	3	3	—	1	—	120,541	238	95	396	157	30	774
Hakâri	E H	9,977	—	—	—	—	—	43	16	2	9,925	19	15	13	3	3	60
	K F	9,065	—	—	—	—	—	—	18	—	9,044	11	3	6	—	1	18
YEKÜN-Total		19,042	—	—	—	—	—	43	34	2	18,969	30	18	19	3	4	78

VİLÂYETLER Vilayets	Clas- yet Sexes	DİNLER — Religions									MALULİYETLER — Infirmités						
		İstam Mu- sul- mans	Kato- lik Catho- liques	Protis- tan Protes- tants	Orto- doks Ortho- doxes	Erme- ni Armé- niens	Hiris- tiyan Chrê- tiens	Muse- vi Israê- lites	Sair dinler Autres religions	Dinsiz veya dinî meçhul Religion incon- nue ou sans	Malu- liyet- siz Sans infirmité	Kör Aveu- gles	Sagır dilsiz Sourd- muets	Topal Estou- piés des jambes	Çolak Man- chots	Kan- bur Bos- sus	Sair- maluli- yetler Autres infirmités
İçel	E H	40,928	—	—	1	—	—	—	220	—	40,126	95	89	278	199	13	349
	K F	49,790	1	—	—	—	—	—	—	—	49,372	78	62	92	60	7	120
	<i>YEKÛN-Total</i>	90,718	1	—	1	—	—	—	220	—	89,498	173	151	370	259	20	469
İsparta	E H	69,005	5	9	4	—	—	—	—	—	68,019	171	98	307	148	23	257
	K F	75,397	2	—	—	8	7	—	—	—	74,473	200	90	326	99	13	213
	<i>YEKÛN-Total</i>	144,402	7	9	4	8	7	—	—	—	142,492	371	188	633	247	36	470
İstanbul	E H	294,213	10,249	2,493	44,020	23,410	7,159	21,909	755	350	394,526	984	1,265	2,569	1,103	210	3,901
	K F	252,913	13,681	1,928	56,194	29,719	9,537	25,126	474	314	385,245	659	899	1,161	204	142	1,576
	<i>YEKÛN-Total</i>	547,126	23,930	4,421	100,214	53,129	16,696	47,035	1,229	664	779,771	1,643	2,164	3,730	1,307	352	5,477
İzmir	E H	257,930	2,435	271	379	15	104	8,092	28	8	264,160	399	417	1,070	550	43	2,623
	K F	243,449	2,761	224	212	5	8	10,065	13	6	255,167	211	215	328	71	31	720
	<i>YEKÛN-Total</i>	501,379	5,196	495	591	20	112	18,157	41	14	519,327	610	632	1,398	621	74	3,343
Kars	E H	108,432	13	4	67	1	72	1	213	—	107,596	172	130	170	84	14	687
	K F	95,615	3	10	83	12	48	—	267	5	95,590	116	39	98	11	2	187
	<i>YEKÛN-Total</i>	204,047	16	14	150	13	120	1	480	5	203,186	288	169	268	45	16	874

KADRO
CADRE III

Vilâyet itibarile icmal - Récapitulation par vilayets
Nüfusun dinler ve maluliyetler itibarile inkişamı
Répartition de la population d'après les religions — Relevé des infirmités

VİLÂYETLER Vilayets	Cinsiyet Sexes	DİNLER — Religions									MALULİYETLER — Infirmités						
		İslam Mu- sul- mans	Kato- lik Catho- liques	Protis- tan Protes- tants	Orto- doks Ortho- doxes	Erme- ni Armé- niens	Hiris- tiyan Chrê- tiens	Muse- vi Israë- lites	Sair dinler Autres religions	Dinsiz veya dini meçhul Religion incon- nue ou sans	Malu- liyet- siz Sans infirmité	Kör Aveu- gles	Sagır dilsiz Sourd- muets	Topal Estro- nés des jamnes	Çolak Man- chots	Kan- bur Bos- sus	Sair maluli- yetler Autres infirmités
Kastamonu	E	147,760	55	9	31	694	29	1	—	—	144,557	485	244	1,426	576	84	1,207
	H	187,038	114	1	23	708	38	—	—	—	184,794	476	149	1,629	149	75	650
YEKÜN-Total	K	334,798	169	10	54	1,402	67	1	—	—	329,351	961	393	3,055	725	159	1,857
Kayseri	E	117,092	140	44	208	834	155	11	4	—	115,665	286	167	724	332	35	1,279
	H	131,024	160	217	94	1,144	234	4	5	—	131,707	232	94	417	54	12	366
YEKÜN-Total	K	248,116	300	261	302	1,978	389	15	9	—	247,372	518	261	1,141	386	47	1,645
Kırklareli	E	54,239	31	10	70	—	72	425	12	1	54,011	45	57	222	72	16	437
	H	53,419	20	4	39	—	85	553	9	—	53,907	23	29	57	7	8	98
YEKÜN-Total	K	107,658	51	14	109	—	157	978	21	1	107,918	68	86	279	79	24	535
Kırşehir	E	57,666	2	1	5	23	8	2	6	1	56,522	150	83	313	144	8	494
	H	69,172	—	—	3	3	7	1	1	—	68,719	67	34	216	26	3	122
YEKÜN-Total	K	126,838	2	1	8	26	15	3	7	1	125,241	217	117	529	170	11	616
Kocaeli	E	141,306	13	23	20	—	—	2	2	—	138,773	153	192	787	324	38	1,099
	H	145,222	3	1	—	—	5	3	—	—	144,398	86	79	310	36	26	299
YEKÜN-Total	K	286,528	16	24	20	—	5	5	2	—	283,171	239	271	1,097	360	64	1,398

KADRO III.
CADRE

Vilâyet itibarile icmal - Récapitulation par vilayets
Nüfusun dinler ve maluliyetler itibarile inkişımı
Répartition de la population d'après les religions — Relevé des infirmités

VİLÂYETLER Vilayets	Cinsi- yet sexes	DİNLER — Religions									MALULİYETLER — Infirmités						
		İslam Mu- sul- mans	Kato- lik Catho- liques	Protis- tan Protes- tants	Orto- doks Ortho- doxes	Erme- ni Arme- niens	Hıris- tayan Chrê- tiens	Muse- vi Israê- lites	Sair dinler Autres religions	Dinsiz veya dini meçhul Religion incon- nue ou sans	Malu- liyet- siz Sans infirmité	Kör Aveu- gles	Sağır dilsiz Sourd- muets	Topal Estro- piés des jambes	Çolak Man- chots	Kan- bur Bos- sus	Sair maluli- yetler Autres infirmités
Konya	E	237,928	92	15	48	216	39	8	4	—	232,661	769	496	1,408	824	117	2,075
	H																
	K F	265,592	62	23	45	268	24	9	8	3	263,491	604	290	666	131	47	805
YEKÛN-Total		503,520	154	38	93	484	63	17	12	3	496,152	1,373	786	2,074	955	164	2,880
Kütahya	E	138,925	119	24	97	12	44	11	6	3	136,802	246	139	575	316	18	1,145
	H																
	K F	163,078	58	10	1	20	8	8	—	2	162,364	168	68	215	44	15	311
YEKÛN-Total		302,003	177	34	98	32	52	19	6	5	299,166	414	207	790	360	33	1,456
Malatya	E	143,345	50	26	197	682	158	7	151	11	140,609	867	227	474	270	77	2,103
	H																
	K F	160,214	67	35	361	1,183	186	1	200	8	160,113	701	164	284	52	28	913
YEKÛN-Total		303,559	117	61	558	1,865	344	8	351	19	300,722	1,568	391	758	322	105	3,016
Manisa	E	182,707	27	9	117	—	31	150	3	—	179,415	248	293	880	403	34	1,771
	H																
	K F	190,826	5	2	7	—	1	128	—	—	189,725	216	131	323	78	25	471
YEKÛN-Total		373,533	32	11	124	—	32	278	3	—	369,140	464	424	1,203	481	59	2,242
Maraş	E	93,203	15	7	25	11	19	154	8	1	91,645	218	83	404	298	10	785
	H																
	K F	93,268	3	14	—	11	5	111	—	—	92,763	184	36	152	30	4	243
YEKÛN-Total		186,471	18	21	25	22	24	265	8	1	184,408	402	119	556	328	14	1,028

Vilâyet itibarile icmal - Récapitulation par vilâyet
Nüfusun dinler ve maluliyetler itibarile inkısamı
Répartition de la population d'après les religions — Relevé des infirmités

VİLÂYETLER Vilayets	Cinsiyet Sexes	DİNLER — Religions									MALULİYETLER — Infirmités						
		İslam Mu- sul- mans	Kato- lik Catho- liques	Protis- tan Protes- tants	Orto- doks Ortho- doxes	Erme- ni Arme- niens	Hiris- tiyan Chrê- tiens	Muse- vi Israé- lites	Sair dinler Autres religions	Dinsiz veya dini meçhul Religion incon- nue ou sans	Malu- liyet- siz Sans infirmité	Kör Aveu- gles	Sağır dilsiz Sourd- muets	Topal Estro- pés des jambes	Çolak Man- chots	Kan- bur Bos- sus	Sair maluli- yetler Autres infirmités
Mardin	E	80,794	762	64	—	55	1,780	255	4,544	904	86,978	436	133	243	105	13	1,250
	H																
	K	82,480	872	93	1	63	1,821	235	4,977	756	90,434	293	42	71	20	5	433
YEKÜN-Total		163,274	1,634	157	1	118	3,601	490	9,521	1,660	177,412	729	175	314	125	18	1,683
Mersin	E	59,071	172	34	249	48	31	70	10	12	58,062	179	104	336	229	15	772
	H																
	K	58,723	194	36	282	80	30	52	5	8	58,904	137	38	86	29	7	209
YEKÜN-Total		117,794	366	70	531	128	61	122	15	20	116,966	316	142	422	258	22	981
Muğla	E	79,580	37	58	39	—	10	194	2	1	78,173	162	99	427	200	12	848
	H																
	K	95,357	10	1	1	—	3	97	—	—	94,839	98	62	187	38	7	238
YEKÜN-Total		174,937	47	59	40	—	13	291	2	1	173,012	260	161	614	238	19	1,086
Niğde	E	78,089	7	1	—	8	2	—	3	—	75,956	269	169	658	350	29	679
	H																
	K	87,932	2	1	2	—	7	—	2	—	85,591	236	86	681	55	15	282
YEKÜN-Total		166,021	9	2	2	8	9	—	5	—	162,547	505	255	1,339	405	44	961
Ordu	E	90,237	4	6	32	46	7	—	4	—	88,813	115	109	594	323	30	352
	H																
	K	111,846	5	10	88	59	8	2	—	—	111,264	79	56	358	64	12	185
YEKÜN-Total		202,083	9	16	120	105	15	2	4	—	200,077	194	165	952	387	42	537

KADRO III
CADRE

Vilâyet itibarile icmal - Récapitulation par vilayets
Nüfusun dinler ve maluliyetler itibarile inkısamı
Répartition de la population d'après les religions — Relevé des infirmités

VİLÂYETLER Vilayets	Cinsiyet Sexes	DİNLER — Religions									MALULİYETLER — Infirmités						
		İslam Mu- sul- mans	Kato- lik Catho- liques	Protis- tan Protes- tants	Orto- doks Ortho- doxes	Erme- ni Armé- niens	Hris- tiyan Chrê- tiens	Muse- vi Israê- lites	Sair dinler Autres religions	Dinsiz veya dini meçhul Religion incon- nue ou sans	Malu- liyet- siz Sans infirmité	Kör Aveu- gles	Sağır dilsiz Sourd- muets	Topal Estro- piés des jambes	Çoluk Man- chots	Kan- bur Bos- sus	Sair- maluli- yetler Autres infirmités
Rize	E	72,363	3	1	1	—	2	—	—	1	70,803	77	117	474	249	32	619
	H	99,284	—	1	—	—	—	—	—	1	98,412	71	63	381	56	30	273
YEKÛN-Total		171,647	3	2	1	—	2	—	—	2	169,215	148	180	855	305	62	892
Samsun	E	131,414	99	23	79	72	44	58	4	1	129,221	208	164	906	433	39	823
	H	141,980	57	18	30	111	38	37	—	—	141,131	155	73	513	72	26	301
YEKÛN-Total		273,394	156	41	109	183	82	95	4	1	270,352	363	237	1,419	505	65	1,124
Siirt	E	48,444	54	23	1	760	76	—	991	4	49,037	266	69	112	53	8	808
	H	50,015	113	18	5	825	8	—	1,095	1	51,529	217	27	52	7	5	243
YEKÛN-Total		98,459	167	41	6	1,585	84	—	2,086	5	100,566	483	96	164	60	13	1,051
Sinop	E	77,674	113	11	7	345	22	—	14	—	76,373	191	117	642	308	24	531
	H	91,246	170	—	4	305	53	—	—	1	90,856	125	56	433	54	33	222
YEKÛN-Total		168,920	283	11	11	650	75	—	14	1	167,229	316	173	1,075	362	57	753
Sivas	E	151,772	66	9	103	1,595	285	6	1	4	150,919	356	228	676	293	32	1,337
	H	173,404	69	7	97	1,882	244	—	7	—	174,504	272	86	402	42	42	362
YEKÛN-Total		325,176	135	16	200	3,477	529	6	8	4	325,423	628	314	1,078	335	74	1,699

MUFASSAL NETİCELER

RÉSULTATS DÉTAILLÉS

2

VİLÂYET İTİBARİLE İCMAL

RÉCAPITULATION PAR VILAYETS

Kadro IV

CADRE

NÜFUSUN ANA LİSANI İTİBARİLE İNKISAMI

RÉPARTITION DE LA POPULATION D'APRÈS LES LANGUES MATEERNELLES

KADRO
CADRE IV

Vilâyet itibarile icmal - Récapitulation par vilayets
Nüfusun ana lisani itibarile inkisamı
Répartition de la population d'après les langues maternelles

VİLÂYETLER Vilayets	Cins- yet Sexes	LİSANLAR — Langues														
		Türk- çe	Rum- ca	Erme- nice	Fran- sızca	İtal- yanca	İngi- lizce	Arap- ça	Acem- ce	Yahu- dice	Çer- kesçe	Kürtçe	Tatar- ca	Arna- vutca	Bul- garca	Sair ve meç- hul lisaneler
		Tur- que	Grec- que	Armé- nienne	Fran- çaise	Itali- enne	An- glaise	Arabe	Per- sane	Yud- disch	Circas- sienne	Kurde	Tar- tare	Alba- naise	Bul- gare	Autres ou inconnues
Adana	E	105,341	246	4	34	36	6	6,052	27	30	1,084	2,997	2	79	18	385
	H															
	K	101,045	273	17	22	27	16	5,904	15	26	964	2,747	1	57	3	260
	F															
YEKÜN-Total		206,386	519	21	56	63	22	11,956	42	56	2,048	5,744	3	136	21	645
Afyonkarahisar	E	119,180	69	6	3	1	—	10	5	8	720	88	4	27	22	255
	H															
	K	137,728	2	—	1	—	—	—	26	—	852	51	—	8	1	310
	F															
YEKÜN-Total		256,908	71	6	4	1	—	10	31	8	1,572	139	4	35	23	565
Aksaray	E	56,388	1	—	—	—	—	3	—	—	106	3,808	100	—	—	1
	H															
	K	62,033	—	3	—	—	—	2	—	—	101	4,333	151	—	—	1
	F															
YEKÜN-Total		118,421	1	3	—	—	—	5	—	—	207	8,141	251	—	—	2
Amasya	E	52,421	—	342	—	3	1	3	1	3	711	1,592	172	186	15	392
	H															
	K	55,125	2	596	1	2	5	1	—	—	824	1,664	214	203	—	405
	F															
YEKÜN-Total		107,546	2	938	1	5	6	4	1	3	1,535	3,256	386	389	15	797
Ankara	E	190,998	133	253	56	80	26	36	53	227	393	10,302	582	504	631	1,094
	H															
	K	185,746	46	355	33	22	4	11	10	236	435	11,128	595	238	23	470
	F															
YEKÜN-Total		376,744	179	608	89	102	30	47	63	463	828	21,430	1,177	742	654	1,564

KADRO III
CADRE

Vilâyet itibarile icmal - Récapitulation par vilayets
Nüfusun dinler ve maluliyetler itibarile inkısamı
Répartition de la population d'après les religions — Relevé des infirmités

VİLÂYETLER Vilayets	Clas- yet Sexes	DİNLER — Religions									MALULİYETLER — Infirmités						
		İslam Mu- sul- mans	Kato- lik Catho- liques	Protis- tan Protes- tants	Orto- doks Ortho- doxes	Erme- ni Armé- niens	Hris- tiyan Chré- tiens	Muse- vi Israé- lites	Sair dinler Autres religions	Dinsiz veya dini meçhul Religion incon- nue ou sans	Malu- liyet- siz Sans infirmité	Kör Aveu- gles	Sağır dilsiz Sourd- muets	Topal Estro- piés des jambes	Çolak Man- chots	Kan- bur Bos- sus	Sair maluli- yetler Autres infirmités
Şebinkarahisar	E	49,699	1	—	2	15	1	—	—	—	49,046	69	49	273	139	25	117
	H																
	K	58,978	1	—	10	23	5	—	—	—	58,683	67	29	135	20	16	67
YEKÜN-Total		108,677	2	—	12	38	6	—	—	—	107,729	136	78	408	159	41	184
Tekirdağ	E	64,720	24	3	63	20	17	709	8	1	64,576	83	65	274	82	10	475
	H																
	K	64,982	23	1	19	53	31	772	—	—	65,654	29	21	77	5	5	90
YEKÜN-Total		129,702	47	4	82	73	48	1,481	8	1	130,230	112	86	351	87	15	565
Tokat	E	123,733	28	1	21	482	40	46	14	1	121,790	265	204	905	477	44	731
	H																
	K	138,020	11	—	4	550	15	46	—	1	137,431	235	91	407	73	36	374
YEKÜN-Total		261,803	39	1	25	1,032	55	92	14	2	259,221	500	295	1,312	550	80	1,105
Trabzon	E	130,785	13	18	34	41	18	3	8	6	128,437	169	185	745	396	74	919
	H																
	K	159,211	42	12	43	58	7	—	2	2	158,235	113	85	453	67	48	376
YEKÜN-Total		289,996	55	30	77	99	25	3	10	8	286,672	282	271	1,198	463	122	1,295
Urfa	E	97,501	29	1	4	22	5	153	—	10	94,743	470	123	311	116	21	1,941
	H																
	K	98,907	30	2	—	26	1	165	—	12	97,770	519	52	99	18	5	680
YEKÜN-Total		196,408	59	3	4	48	6	318	—	22	192,513	989	175	410	134	26	2,621

Vilâyet itibarile icmal - Récapitulation par vilayets
Nüfusun dinler ve maluliyetler itibarile inkısamı
Répartition de la population d'après les religions — Relevé des infirmités

VİLÂYETLER Vilayets	Cinsl- yet Sexes	DİNLER — Religions									MALULİYETLER — Infirmités						
		İslam Mü- sul- mans	Kato- lik Catho- liques	Protis- tan Protes- tants	Orto- doks Ortho- doxes	Erme- ni Armé- niens	Hris- tiyan Chré- tiens	Muse- vi Israé- lites	Sair dinler Autres religions	Dinsiz veya dini meçhul Religion incon- nue ou sans	Malu- liyet- siz Sans infirmité	Kör Aveu- gles	Sagır dilsiz Sourd muets	Topal Estro- piés des jambes	Çolak Man- chots	Kan- bur Bos- sus	Sair maluli- yetler Autres infirmités
Van	E H	39,447	—	—	—	—	—	78	—	—	38,855	102	41	58	20	2	447
	K F	35,753	—	—	—	—	—	51	—	—	35,581	64	12	33	3	1	110
YEKÜN Total		75,200	—	—	—	—	—	129	—	—	74,436	166	53	91	23	3	557
Yozgat	E H	96,173	91	14	24	1,675	86	12	—	—	95,618	332	161	744	407	37	776
	K F	109,127	66	15	32	2,120	51	11	—	—	110,252	231	82	456	68	31	302
YEKÜN Total		205,300	157	29	56	3,795	137	23	—	—	205,870	563	243	1,200	475	68	1,078
Zongul- dak	E H	127,051	233	15	21	—	10	13	21	2	125,023	239	165	786	335	40	778
	K F	141,278	240	3	7	—	6	5	2	2	140,211	140	82	663	65	38	344
YEKÜN Total		268,329	473	18	28	—	16	18	23	4	265,234	379	247	1,449	400	78	1,122
Umumi yekün Total général	E H	6,390,360	19,542	3,681	47,546	34,202	11,041	38,103	8,641	1,508	6,418,776	15,322	9,801	32,714	16,290	1,864	59,857
	K F	6,879,246	19,969	2,977	62,359	43,231	13,266	43,769	8,853	1,194	7,017,364	11,638	5,041	17,328	2,804	1,172	19,517
		13,269,606	39,511	6,658	109,905	77,433	24,307	81,872	17,494	2,702	13,436,140	26,960	14,842	50,042	19,094	3,036	79,374

KADRO IV
CADRE

Vilâyet itibarile icmal - Récapitulation par vilayets
Nüfusun ana lisani itibarile inkişami
Répartition de la population d'après les langues maternelles

VİLÂYETLER Vilayets	Cins- yet sexes	LİSANLAR — Langues														
		Türk çe	Rum- ca	Erme- nice	Fran- sızca	İtal- yanca	İngi- lizce	Arap- ça	Acem- ce	Yahu- dice	Cer- kesçe	Kürtçe	Tatar- ca	Arna- vutca	Bul- garca	Sair ve meç- hul lisantar
		Tur- que	Grec- que	Armé- nienne	Fran- çaise	Itali- enne	An- glaise	Arabe	Per- sane	Yud- dichs	Circas- sienne	Kurde	Tar- tare	Alba- naise	Bul- gare	Autres ou- inconnues
Antalya	E H	92,106	611	3	—	7	—	62	—	16	277	95	—	3	3	29
	K F	110,012	713	—	—	—	—	16	—	19	326	56	—	—	—	18
YEKÛN-Total		202,118	1,324	3	—	7	—	78	—	35	603	151	—	3	3	47
Artvin	E H	40,864	—	2	1	—	—	—	36	—	1	19	9	—	—	3,600
	K F	41,650	—	—	—	—	—	—	28	—	37	—	8	—	—	3,811
YEKÛN-Total		82,514	—	2	1	—	—	—	64	—	38	19	17	—	—	7,411
Aydın	E H	98,029	663	3	5	9	9	11	—	—	25	153	18	245	54	79
	K F	112,115	649	1	2	3	6	4	—	—	39	45	3	258	38	65
YEKÛN-Total		210,144	1,322	4	7	12	15	15	—	—	64	198	21	503	92	144
Balıkesir	E H	196,704	837	22	20	15	5	18	—	19	3,121	878	835	176	756	2,814
	K F	205,810	676	4	9	6	1	6	—	9	3,314	24	1,014	131	766	3,076
YEKÛN-Total		402,514	1,513	26	29	21	6	24	—	28	6,435	902	1,849	307	1,522	5,890
Bayazıt	E H	25,764	—	—	—	—	—	—	3	—	15	31,325	—	—	—	70
	K F	17,806	—	1	—	—	—	—	—	—	—	29,601	—	—	—	1
YEKÛN-Total		43,570	—	1	—	—	—	—	3	—	15	60,926	—	—	—	71

KADRO
CADRE IV

Vilâyet itibarile icmal - Récapitulation par vilayets

Nüfusun ana lisanı itibarile inkisamı

Répartition de la population d'après les langues maternelles

VİLÂYETLER Vilayets	Cins- yet SEXES	LİSANLAR — Langues														
		Türk- çe	Rum- ca	Erme- nice	Fran- sızca	İtal- yanca	İngi- lizce	Arap- ça	Acem- ce	Yahu- dice	Çer- kesçe	Kürtçe	Tatar- ca	Arna- vutca	Bul- garca	Sair ve meç- hul lisanlar
		Tur- que	Grec- que	Armé- nienne	Fran- çaise	Itali- enne	An- glaise	Arabe	Per- sane	Yud- disch	Circas- sienne	Kurde	Tar- tare	Alba- naise	Bul- gare	Autres ou inconnues
Bilecik	E	51,503	1	36	1	4	1	1	1	23	1,162	2	6	90	632	35
	H															
YEKÛN-Total	K	58,191	—	43	—	—	—	—	—	—	1,131	—	29	84	644	40
	F															
Bitlis	E	12,420	—	148	—	—	—	219	1	—	295	34,205	—	—	—	255
	H															
YEKÛN-Total	K	8,269	—	137	—	—	—	159	—	—	824	33,473	—	—	—	226
	F															
Bolu	E	91,347	10	—	—	—	—	3	2	1	5,844	129	82	71	3	1,449
	H															
YEKÛN-Total	K	111,287	8	—	—	—	—	—	1	1	6,238	160	103	44	—	1,463
	F															
Burdur	E	38,520	12	3	3	—	—	10	—	—	—	94	—	—	6	30
	H															
YEKÛN-Total	K	44,867	22	2	3	—	—	9	—	—	—	16	—	—	1	16
	F															
Bursa	E	182,792	693	2	26	13	5	26	4	821	2,048	413	175	701	738	4,273
	H															
YEKÛN-Total	K	199,459	752	—	24	5	5	1	—	897	2,263	35	150	480	523	4,271
	F															
YEKÛN-Total	E	382,251	1,445	2	50	18	10	27	4	1,718	4,311	448	325	1,181	1,261	8,544
	H															

KADRO IV
CADRE

Vilâyet itibarile icmal - Récapitulation par vilayets

Nüfusun ana lisanı itibarile inkişası

Répartition de la population d'après les langues maternelles

VİLÂYETLER Vilayets	Cins- yet Sexes	LİSANLAR — Langues														
		Türk- çe	Rum- ca	Erme- nice	Fran- sızca	İtal- yanca	İngi- lizce	Arap- ça	Acem- ce	Yahu- dice	Çer- kesçe	Kürtçe	Tatar- ca	Arna- vutca	Bul- garca	Sair ve meç- hul lisanlar
		Tur- que	Grec- que	Armé- nienne	Fran- çaise	Itali- enne	An- glaise	Arabe	Per- sane	Yud- disch	Cirais- sienne	Kürde	Tar- tare	Alba- naise	Bul- gare	Autres ou inconnues
Cebelibereket	E	49,746	460	—	2	16	—	724	7	1	265	3,745	29	211	14	249
	H	47,430	181	—	2	1	—	523	—	—	234	3,468	33	178	—	177
YEKÛN-Total	K	97,176	641	—	4	17	—	1,247	7	1	499	7,211	62	389	14	426
Çanakkale	E	80,525	3,596	15	2	50	11	3	—	792	1,836	8	6	188	168	476
	H	86,495	4,342	13	6	9	4	1	—	511	1,844	19	—	133	131	551
YEKÛN-Total	K	167,020	7,938	28	8	59	15	4	—	1,303	3,680	27	6	321	299	1,027
Çankırı	E	70,466	—	—	—	1	—	1	—	—	—	80	—	4	4	50
	H	86,608	—	—	—	—	—	—	—	—	—	1	—	—	—	3
YEKÛN-Total	K	157,074	—	—	—	1	1	1	—	—	—	81	—	4	4	53
Çorum	E	107,687	—	47	1	—	—	—	—	1	2,674	5,624	52	4	—	11
	H	122,390	—	45	—	—	—	—	—	—	2,623	6,687	70	7	—	3
YEKÛN-Total	K	230,077	—	92	1	—	—	—	—	1	5,297	12,311	122	11	—	14
Denizli	E	109,922	34	—	—	4	—	3	—	1	120	169	31	16	11	19
	H	134,472	39	1	—	2	—	2	—	—	161	4	11	17	2	7
YEKÛN-Total	K	244,394	73	1	—	6	—	5	—	1	281	173	42	33	13	26

Vilâyet itibarile icmal-Récapitulation par vilayets
Nüfusun ana lisanı itibarile inkısamı
Répartition de la population d'après les langues maternelles

VİLÂYETLER Vilayets	Cinsl- yet Sexes	LİSANLAR — Langues														
		Türk- çe	Rum- ca	Erme- nice	Fran- sızca	İtal- yanca	İngi- lizce	Arap- ça	Acem- ce	Yahu- dice	Çer- kesçe	Kürtçe	Tatar- ca	Arna- vutca	Bul- garca	Sair ve meç- hul lisanlar
		Tur- que	Grec- que	Armé- nienne	Fran- çaise	Itali- enne	An- glaise	Arabe	Per- sane	Yud- disch	Circas- sienne	Kurde	Tar- tare	Alba- naise	Bul- gare	Autres ou inconnues
Diyarbakir	E	30,367	—	415	1	—	—	1,157	30	37	6	64,084	—	2	—	201
	H	25,784	—	540	—	—	—	1,049	3	41	—	68,125	—	3	1	349
YEKÜN-Total	K	56,151	—	955	1	—	—	2,206	33	78	6	132,209	—	5	1	550
Edirne	E	68,913	13	17	20	28	6	13	—	2,709	5	111	3	142	1,269	259
	H	71,687	6	43	19	27	2	3	—	3,167	—	—	2	97	2,007	272
YEKÜN-Total	K	140,600	19	60	39	55	8	16	—	5,876	5	111	5	239	3,276	531
Elâziz	E	48,537	8	1,039	1	—	—	17	—	1	2	54,687	—	16	—	71
	H	49,300	—	1,360	—	—	—	2	—	—	6	57,806	—	10	—	34
YEKÜN-Total	K	97,657	8	2,399	1	—	—	19	—	1	8	112,493	—	26	—	105
Erzincan	E	38,275	9	34	—	—	—	3	3	42	47	25,868	6	8	1	15
	H	38,874	—	32	1	—	—	4	29	—	49	29,009	—	1	—	15
YEKÜN-Total	K	77,149	9	66	1	—	—	7	32	42	96	54,877	6	9	1	30
Erzurum	E	112,545	3	4	—	—	—	4	27	—	77	18,250	—	6	—	1,333
	H	118,473	3	10	—	—	—	—	7	—	60	18,172	—	4	1	1,447
YEKÜN-Total	K	231,018	6	14	—	—	—	4	34	—	137	36,422	—	10	1	2,780

KADRO IV
CADRE

Vilâyet itibarile icmal - Récapitulation par vilayets
Nüfusun ana lisani itibarile inkısamı
Répartition de la population d'après les langues maternelles

VİLÂYETLER Vilayets	Clas- yet Sexes	LİSANLAR — Langues														
		Türk- çe	Rum- ca	Erme- nice	Fran- sızca	İtal- yanca	İngi- lizce	Arap- ça	Acem- ce	Yahu- dice	Çer- kesçe	Kürtçe	Tatar- ca	Arna- vutca	Bul- garca	Sair ve meç- hul lisaneler
		Tur- que	Grec- que	Armé- nienne	Fran- çaise	Itali- enne	An- glaise	Arabe	Per- sane	Yud- disch	Circas- sienne	Kurde	Tar- tare	Alba- naise	Bul- gare	Autres ou inconnues
Eskişehir	E	71,242	33	5	15	8	3	3	1	18	610	291	1,616	146	179	410
	H	76,640	33	—	9	4	—	6	—	8	617	383	1,501	115	99	337
YEKÛN-Total		147,882	66	5	24	12	3	9	1	26	1,227	674	3,117	261	278	747
Gaziayıntap	E	97,274	20	2	3	—	2	1,859	—	18	41	6,536	1	111	—	40
	H	98,062	16	3	1	1	4	1,685	5	19	58	9,812	—	157	—	32
YEKÛN-Total		195,336	36	5	4	1	6	3,544	5	37	99	16,348	1	268	—	72
Giresun	E	75,981	—	1	7	8	3	1	—	—	2	9	—	4	10	149
	H	88,476	—	1	6	4	2	—	—	7	—	12	—	—	2	348
YEKÛN-Total		164,457	—	2	13	12	5	1	—	7	2	21	—	4	12	497
Gümüşane	E	56,879	3	3	—	1	—	—	—	—	3	976	—	—	—	22
	H	63,800	2	—	—	—	—	—	—	—	44	967	—	—	—	31
YEKÛN-Total		120,179	5	3	—	1	—	—	—	—	47	1,943	—	—	—	53
Hakâri	E	908	—	—	—	—	—	4	—	43	4	9,061	—	—	—	18
	H	136	—	—	—	—	—	—	—	31	—	7,944	937	—	—	35
YEKÛN-Total		1,044	—	—	—	—	—	4	—	74	4	17,005	937	—	—	53

KADRO
CADRE **IV**

Vilâyet itibarile icmal - Récapitulation par vilayets
Nüfusun ana lisanı itibarile inkısamı
Répartition de la population d'après les langues maternelles

VİLÂYETLER Vilayets	Cinsiyet Sexes	LİSANLAR — Langues														
		Türkçe	Rumca	Ermenice	Fransızca	İtalyanca	İngilizce	Arapça	Acemce	Yahudice	Çerkesçe	Kürtçe	Tatarca	Arnavutca	Bulgarca	Sair ve meçhul lisanlar
		Turque	Grecque	Arménienne	Française	Italienne	Anglaise	Arabe	Per-sane	Yud-disch	Circassienne	Kurdc	Tartare	Albanaise	Bulgare	Autres ou inconnue
İçel	E H	41,047	22	—	—	—	12	49	—	—	—	—	—	—	—	19
	K F	49,754	31	—	—	1	—	—	—	—	—	5	—	—	—	—
	YEKÛN-Total	90,801	53	—	—	1	12	49	—	—	—	5	—	—	—	19
İsparta	E H	68,653	126	—	3	1	—	9	—	—	9	149	—	14	4	55
	K F	75,203	128	—	1	—	—	1	—	—	1	13	—	12	—	55
	YEKÛN-Total	143,856	254	—	4	1	—	10	—	—	10	162	—	26	4	110
İstanbul	E H	303,819	39,466	19,855	2,528	2,473	579	1,645	683	18,388	66	1,281	241	3,827	2,764	6,943
	K F	270,773	52,436	25,400	3,493	2,417	748	1,447	386	20,811	46	411	215	2,321	2,221	6,761
	YEKÛN-Total	574,592	91,902	45,255	6,021	4,890	1,327	3,092	1,069	39,199	112	1,692	456	6,148	4,985	13,704
İzmir	E H	250,320	3,659	11	813	671	191	242	18	7,413	366	948	42	1,334	879	2,355
	K F	237,505	3,872	15	913	713	178	205	3	9,387	279	305	59	926	489	1,894
	YEKÛN-Total	487,825	7,531	26	1,726	1,384	369	447	21	16,800	645	1,253	101	2,260	1,368	4,249
Kars	E H	85,743	—	10	—	—	—	1	104	23	2	22,108	202	1	2	607
	K F	74,449	—	11	1	—	—	—	7	6	155	20,837	182	2	—	393
	YEKÛN-Total	160,192	—	21	1	—	—	1	111	29	157	42,945	384	3	2	1,000

KADRO
CADRE **IV**

Vilâyet itibarile icmal - Récapitulation par vilayets

Nüfusun ana lisani itibarile inkisami

Répartition de la population d'après les langues maternelles

VİLÂYETLER Vilayets	Cinsiyet Sexes	LİSANLAR — Langues														
		Türkçe	Rumca	Ermenice	Fransızca	İtalyanca	İngilizce	Arapça	Aceince	Yaludice	Çerkesçe	Kürtçe	Tatarca	Arnavutca	Bulgarca	Sair ve meçhul lisaneler
		Turque	Grecque	Arménienne	Française	Italienne	Anglais	Arabe	Persane	Yiddisch	Circassienne	Kurde	Tartare	Albanaise	Bulgare	Autres ou inconnues
Kasımpınar	E	146,688	—	774	1	4	—	1	1	—	3	763	2	15	4	323
	H															
	K	185,835	—	886	—	5	—	2	—	—	1	817	1	14	4	357
<i>YEKÜN-Total</i>		332,523	—	1,660	1	9	—	3	1	—	4	1,580	3	29	8	690
Kayseri	E	108,795	2	200	16	7	3	2	1	4	6,461	2,396	2	393	9	197
	H															
	K	122,502	—	235	9	—	5	—	—	2	7,155	2,381	—	391	1	198
<i>YEKÜN-Total</i>		231,297	2	435	25	7	8	2	1	6	13,616	4,780	2	784	10	395
Kırklareli	E	52,519	25	2	—	—	—	4	—	360	18	84	4	417	460	967
	H															
	K	51,178	1	—	1	—	—	—	—	552	—	2	—	276	381	738
<i>YEKÜN-Total</i>		104,697	26	2	1	—	—	4	—	912	18	86	4	693	841	1,705
Kırşehir	E	53,825	—	1	—	—	—	1	—	—	157	3,705	9	13	—	3
	H															
	K	64,568	—	—	—	—	—	—	—	—	141	4,455	17	6	—	—
<i>YEKÜN-Total</i>		118,393	—	1	—	—	—	1	—	—	298	8,160	26	19	—	3
Kocaeli	E	127,911	435	7	5	2	—	15	2	1	4,316	629	31	322	644	7,046
	H															
	K	131,682	464	—	—	1	—	9	1	3	4,643	576	22	184	563	7,084
<i>YEKÜN-Total</i>		259,593	899	7	5	3	—	24	3	4	8,959	1,207	53	506	1,207	14,130

KADRO IV
CADRE

Vilâyet itibarile icmal - Récapitulation par vilayets
Nüfusun ana lisanı itibarile inkısamı
Répartition de la population d'après les langues maternelles

VİLÂYETLER Vilayets	Clas- yet sexes	LİSANLAR — Langues														
		Türk çe	Rum- ca	Erme- nice	Fran- sızca	Ital- yanca	İngi- lizce	Arap- ça	Acem- ce	Yahu- dice	Çer- kesçe	Kürtçe	Tatar- ca	Arna- vutca	Bul- garca	Sair ve meç- hul lisanlar
		Tur- que	Grec- que	Armé- nienne	Fran- çaise	Itali- enne	An- glaise	Arabe	Per- sane	Yud- dichs	Circas- sienne	Kurde	Tar- tare	Alba- naise	Bul- gare	Autres ou- inconnues
Konya	E H	225,213	19	32	13	10	—	85	5	8	853	10,722	605	364	31	390
	K F	252,976	4	32	16	3	—	34	2	5	916	10,674	622	373	4	373
YEKÛN-Total		478,189	23	64	29	13	—	119	7	13	1,769	21,396	1,227	737	35	763
Kütahya	E H	138,365	47	21	7	27	1	—	3	1	15	41	7	151	103	452
	K F	162,699	31	13	3	2	1	—	—	3	5	13	—	118	6	291
YEKÛN-Total		301,064	78	34	10	29	2	—	3	4	20	54	7	269	109	743
Malatya	E H	81,460	4	951	1	1	—	6	—	—	10	62,146	—	—	11	37
	K F	94,355	3	1,674	—	—	—	—	—	1	—	66,177	—	—	—	45
YEKÛN-Total		175,815	7	2,625	1	1	—	6	—	1	10	128,323	—	—	11	82
Manisa	E H	180,668	352	—	6	3	—	104	30	127	133	449	2	464	398	308
	K F	189,265	394	—	3	—	—	45	1	116	247	172	1	319	171	235
YEKÛN-Total		369,933	746	—	9	3	—	149	31	243	380	621	3	783	569	543
Maraş	E H	77,901	15	6	1	2	2	21	2	58	1,439	13,221	—	122	27	627
	K F	77,378	—	3	—	—	—	18	—	20	1,571	13,636	11	48	—	727
YEKÛN-Total		155,279	15	8	1	2	2	39	2	78	3,010	26,857	11	170	27	1,354

KADRO
CADRE **IV**

Vilâyet itibarile icmal - Récapitulation par vilayets

Nüfusun ana lisanı itibarile inkişamı

Répartition de la population d'après les langues maternelles

VİLÂYETLER Vilayets	Cins- yet Sexes	LİSANLAR — Langues														
		Türk- çe	Rum- ca	Erme- nice	Fran- sızca	Ital- yanca	İngi- lizce	Arap- ça	Acem- ce	Yahu- dice	Çer- kesçe	Kürtçe	Tatar- ca	Arna- vutca	Bul- garca	Sair ve meç- hul lisanlar
		Tur- que	Grec- que	Armé- nienne	Fran- çaise	Itali- enne	An- glaise	Arabe	Per- sane	Yud- disch	Circas- sienne	Kurde	Tar- tare	Alba- naise	Bul- gare	Autres ou inconnues
Mardin	E H	8,315	18	13	9	7	—	25,078	—	36	15	52,268	1	23	1	3,374
	K F	3,549	7	9	2	—	3	26,656	—	35	—	57,573	—	26	—	3,438
<i>YEKÛN-Total</i>		11,864	25	22	11	7	3	51,734	—	71	15	109,841	1	49	1	6,912
Mersin	E H	51,884	797	6	26	58	14	6,292	26	43	90	361	—	23	4	73
	K F	51,760	814	10	20	30	6	6,369	12	34	101	210	—	20	—	24
<i>YEKÛN-Total</i>		103,644	1,611	16	46	88	20	12,661	38	77	191	571	—	43	4	97
Muğla	E H	78,998	334	—	2	9	33	70	—	114	1	112	—	86	51	111
	K F	94,883	318	—	2	1	—	4	—	72	1	15	—	77	58	38
<i>YEKÛN-Total</i>		173,881	652	—	4	10	33	74	—	186	2	127	—	163	109	149
Niğde	E H	76,961	46	5	—	—	—	10	—	—	134	120	22	483	298	31
	K F	86,771	44	—	—	—	—	6	1	—	112	111	39	526	298	38
<i>YEKÛN-Total</i>		163,732	90	5	—	—	—	16	1	—	246	231	61	1,009	596	69
Ordu	E H	86,275	1	86	1	1	1	142	—	—	79	124	—	—	—	3,626
	K F	106,698	1	163	2	2	—	20	—	—	60	8	—	—	—	5,064
<i>YEKÛN-Total</i>		192,973	2	249	3	3	1	162	—	—	139	132	—	—	—	8,690

KADRO
CADRE . IV

Vilâyet itibarile icmal - Récapitulation par vilayets

Nüfusun ana lisanı itibarile inkısamı

Répartition de la population d'après les langues maternelles

VİLÂYETLER Vilayets	Cinsl. yet Sexes	LİSANLAR — Langues														
		Türk- çe	Rum- ca	Erme- nice	Fran- sızca	İtal- yanca	İngi- lizce	Arap- ça	Acem- ce	Yahu- dice	Çer- kesçe	Kürtçe	Tatar- ca	Arna- vutca	Bul- garca	Sair ve meç- hul lisanlar
		Tur- que	Grec- que	Armé- nienne	Fran- çaise	Itali- enne	An- glaise	Arabe	Per- sane	Yud- disch	Circas- sienne	Kurde	Tar- tare	Alba- naise	Bul- gare	Autres ou inconnues
Rîze	E	72,363	1	—	—	—	3	—	—	—	—	1	—	—	—	3
	H															
	K	99,215	—	—	—	1	—	—	—	—	—	7	—	—	—	63
YEKÛN-Total		171,578	1	—	—	1	3	—	—	—	—	8	—	—	—	66
Samsun	E	125,749	19	99	12	40	8	7	8	35	2,677	644	85	474	56	1,881
	H															
	K	135,752	8	121	8	26	1	4	3	18	2,939	910	88	375	8	2,010
YEKÛN-Total		261,501	27	220	20	66	9	11	11	53	5,616	1,554	173	849	64	3,891
Siirt	E	4,538	1	128	—	—	—	9,662	—	—	7	35,788	—	—	—	229
	H															
	K	941	—	137	2	—	—	10,516	—	—	—	40,174	—	—	—	310
YEKÛN-Total		5,479	1	265	2	—	—	20,178	—	—	7	75,962	—	—	—	539
Sinop	E	75,171	2	458	1	5	—	—	—	—	954	441	—	107	2	1,045
	H															
	K	87,963	—	482	2	—	1	—	—	—	998	369	—	113	2	1,849
YEKÛN-Total		163,134	2	940	3	5	1	—	—	—	1,952	810	—	220	4	2,894
Sivas	E	128,071	18	1,934	1	—	9	2	2	—	1,946	20,548	31	—	—	1,279
	H															
	K	147,462	393	2,188	—	—	—	2	1	—	2,435	21,723	—	1	—	1,505
YEKÛN-Total		275,533	411	4,122	1	—	9	4	3	—	4,381	42,271	31	1	—	2,784

Vilâyet itibarile icmal - Récapitulation par vilayets
Nüfusun ana lisani itibarile inkisami
Répartition de la population d'après les langues maternelles

VİLÂYETLER Vilayets	Cinsli- yet Sexes	LİSANLAR — Langues														
		Türk- çe	Rum- ca	Erme- nice	Fran- sızca	İtal- yanca	İngi- lizce	Arap- ça	Acem- ce	Yahu- dice	Çer- kesçe	Kürçe	Tatar- ca	Arna- vutca	Bul- garca	Sair ve meç- hul lisaneler
		Tur- que	Grec- que	Armé- nienne	Fran- çaise	Itali- enne	An- glaise	Arabe	Per- sane	Yud- disch	Circas- sienne	Kurde	Tar- tare	Alba- naise	Bul- gare	Autres ou inconnues
Şebinkarahisar	E	49,314	—	13	—	—	—	5	1	—	5	375	—	1	—	4
	H															
	K	58,689	—	12	—	—	—	—	—	—	2	311	2	—	—	1
YEKÜN-Total		108,003	—	25	—	—	—	5	1	—	7	686	2	1	—	5
Tekirdağ	E	63,345	24	77	7	5	—	41	—	641	1	68	3	242	880	231
	H															
	K	63,794	8	109	2	5	—	—	—	556	—	—	2	193	892	320
YEKÜN-Total		127,139	32	186	9	10	—	41	—	1,197	1	68	5	435	1,772	551
Tokat	E	116,389	8	460	4	11	—	1	3	46	3,412	3,024	5	193	37	823
	H															
	K	130,221	11	522	4	2	—	64	25	17	3,719	3,056	1	166	—	839
YEKÜN-Total		246,610	19	982	8	13	—	65	28	63	7,131	6,080	6	359	37	1,662
Trabzon	E	130,640	30	45	15	8	2	—	19	—	3	43	2	—	—	119
	H															
	K	159,164	34	53	32	5	3	—	5	—	1	18	6	—	—	56
YEKÜN-Total		289,804	64	98	47	13	5	—	24	—	4	61	8	—	—	175
Urfa	E	41,366	—	15	2	—	—	12,197	—	24	7	41,153	1	—	—	2,960
	H															
	K	40,816	—	48	—	—	—	13,396	—	20	—	41,635	—	—	—	3,228
YEKÜN-Total		82,182	—	63	2	—	—	25,593	—	44	7	82,788	1	—	—	6,188

KADRO
CADRE **IV**

Vilâyet itibarile icmal - Récapitulation par vilâjets
Nüfusun ana lisanı itibarile inkısamı
Répartition de la population d'après les langues maternelles

VİLÂYETLER Vilayets	Cinsi- yet Sexes	LİSANLAR — Langues														
		Türk- çe	Rum- ca	Erme- nice	Fran- sızca	İtal- yanca	İngi- lizce	Arap- ça	Acem- ce	Yahu- dice	Çer- kesçe	Kürtçe	Tatar- ca	Arna- vutca	Bul- garca	Sair ve meç- hul lisaniar
		Tur- que	Grec- que	Armé- nienne	Fran- çaise	Itali- enne	An- glaise	Arabe	Per- sane	Yud- disch	Circas- sienne	Kurde	Tar- tare	Alba- naise	Bal- gare	Autres ou inconnues
Van	E	10,685	—	—	—	—	—	54	5	73	3	28,705	—	—	—	—
	H															
	K	6,714	—	—	—	—	2	18	2	50	—	29,018	—	—	—	—
YEKÜN-Total		17,399	—	—	—	—	2	72	7	123	3	57,723	—	—	—	—
Yozgat	E	92,798	—	846	—	1	—	5	—	—	1,095	2,624	188	423	—	95
	H															
	K	105,768	—	955	—	—	—	—	—	—	1,557	2,396	161	567	—	18
YEKÜN-Total		198,566	—	1,801	—	1	—	5	—	—	2,652	5,020	349	990	—	113
Zonguldak	E	126,850	51	—	46	150	1	39	—	9	1	52	—	38	15	114
	H															
	K	141,155	68	—	80	141	3	33	—	5	—	1	—	25	—	32
YEKÜN-Total		268,005	119	—	126	291	4	72	—	14	1	53	—	63	15	146
Umumi yekün Total général	E	5,655,603	52,987	28,460	3,721	3,780	937	66,036	1,114	32,215	45,772	580,690	5,214	12,470	11,214	54,411
	H															
	K	6,122,207	66,835	136,285	4,735	3,468	1,001	68,237	573	56,685	50,129	603,756	6,251	9,304	9,340	56,058
		11,777,810	119,822	264,745	8,456	7,248	1,938	134,273	1,687	68,900	95,901	1,184,446	11,465	21,774	20,554	110,469

MUFASSAL NETİCELER

RÉSULTATS DÉTAILLÉS

2

VİLÂYET İTİBARİLE İCMAL

RÉCAPITULATION PAR VILAYETS

Kadro

CADRE

V

NÜFUSUN TABİİYET İTİBARİLE İNKISAMI

RÉPARTITION DE LA POPULATION D'APRÈS LES PAYS DE NATIONALITÉS

Vilâyet itibarile icmal - Récapitulation par vilayets

Nüfusun tabiiyet itibarile inkişası

Répartition de la population d'après les pays de nationalité

VİLÂYETLER Vilayets	Cinsiyet Sexes	Türkiye	Ef- ganis- tan	Mi- sir	Irak	İran	Su- ri- ye	Sair Afrika Asya mem- leket- leri	Al- ma- nya	Ar- na- vut- luk	İn- gil- tere	A- vus- tur- ya	Bel- çika	Bul- garis- tan	Fran- sa	Yu- na- nis- tan	Ma- ca- ris- tan	İtal- ya	Le- his- tan	Ro- man- ya	Rus- ya	Sir- bis- tan	Sair avrupa mem- leket- leri	A- me- ri- ka	Meç- hul
		Tur- quie	Af- gha- nis- tan	E- gyp- te	Irak	Per- se	Sy- rie	Autres pays d'Afrique et d'Asie	Al- le- ma- gne	Al- ba- nie	An- gle- terre	Aut- riche	Bel- gique	Bul- garie	Fran- ce	Grè- ce	Hun- grie	Ita- lie	Pol- ogne	Rou- ma- nie	Rus- sie	Ser- bie	Autres pays d'Eu- rope	A- mè- ri- que	In- con- nu
Adana	E H	115,890	5	2	—	211	39	2	14	—	7	11	—	15	34	1	23	49	—	3	7	5	7	5	11
	K F	111,102	—	3	4	112	53	—	5	—	4	5	2	3	13	5	8	33	—	4	—	4	2	10	5
YEKÛN-Total		226,992	5	5	4	323	92	2	19	—	11	16	2	18	47	6	31	82	—	7	7	9	9	15	16
Afyonkarahisar	E H	120,360	—	—	—	—	3	—	4	—	—	1	2	22	3	—	1	1	—	—	—	—	—	—	1
	K F	138,957	—	—	—	20	—	—	—	—	—	—	1	1	—	—	—	—	—	—	—	—	—	—	—
YEKÛN-Total		259,317	—	—	—	20	3	—	4	—	—	1	3	23	3	—	1	1	—	—	—	—	—	—	1
Aksaray	E H	60,407	—	—	—	—	—	—	—	—	—	—	—	—	—	—	—	—	—	—	—	—	—	—	—
	K F	66,624	—	—	—	—	—	—	—	—	—	—	—	—	—	—	—	—	—	—	—	—	—	—	—
YEKÛN-Total		127,031	—	—	—	—	—	—	—	—	—	—	—	—	—	—	—	—	—	—	—	—	—	—	—
Amasya	E H	55,821	—	—	—	—	—	—	—	—	—	—	—	11	—	—	4	3	—	—	2	—	—	1	—
	K F	59,032	—	—	—	—	—	—	2	—	—	—	—	—	—	—	—	—	2	—	—	6	—	—	—
YEKÛN-Total		114,853	—	—	—	—	—	—	2	—	—	—	—	11	—	—	4	3	2	—	2	6	—	1	—
Ankara	E H	203,455	38	3	1	88	11	8	157	12	21	119	11	628	25	11	469	113	9	16	38	34	67	20	14
	K F	198,831	37	—	—	16	4	2	50	1	5	61	10	25	12	5	168	26	9	15	19	10	28	1	19
YEKÛN-Total		402,286	75	3	1	104	15	10	207	13	26	180	21	653	37	16	637	139	18	31	57	44	93	21	33

KADRO V
CADRE

Vilâyet itibarile icmal - Récapitulation par vilayets

Nüfusun tabiiyet itibarile inkisamı

Répartition de la population d'après les pays de nationalité

VİLÂYETLER Vilayets	Cinsiyet Sexes	Türkiye	Efganistan	Mısır	Irak	İran	Suriye	Sair Afrika Asya memleketleri	Almanya	Arnavutluk	İngiltere	Avusturya	Belçika	Bulgaristan	Fransa	Yunanistan	Macaristan	İtalya	Lehistan	Romanya	Rusya	Sırbistan	Sair Avrupa memleketleri	Amerika	Meçhul
		Turque	Afganistan	Egypte	Irak	Persie	Syrie	Autres pays d'Afrique et d'Asie	Allemagne	Albanie	Angleterre	Autriche	Belgique	Bulgarie	France	Grèce	Hongrie	Italie	Pologne	Roumanie	Russie	Serbie	Autres pays d'Europe	Amerique	Inconnu
Artvin	E H	44,439	—	—	—	55	—	—	1	—	—	—	—	—	—	—	—	—	2	—	34	—	—	—	1
	K F	45,480	—	—	—	31	—	2	5	—	—	—	—	—	—	—	—	—	—	—	16	—	—	—	—
YEKÛN-Total		89,919	—	—	—	86	—	2	6	—	—	—	—	—	—	—	—	—	2	—	50	—	—	—	1
Antalya	E H	93,161	—	—	—	1	—	—	4	—	—	3	—	3	4	1	4	23	1	—	1	2	—	—	4
	K F	111,139	—	—	—	6	—	—	1	—	—	—	—	—	—	1	3	—	1	—	—	1	1	—	7
YEKÛN-Total		204,300	—	—	—	7	—	—	5	—	—	3	—	3	4	2	7	23	2	—	1	3	1	—	11
Aydın	E H	99,246	—	—	—	—	—	—	—	1	8	—	—	36	2	1	5	11	—	—	—	1	2	—	—
	K F	113,211	—	—	—	—	—	—	—	2	8	—	—	1	1	—	2	3	—	—	—	—	—	—	—
YEKÛN-Total		212,457	—	—	—	—	—	—	—	3	16	—	—	37	3	1	7	14	—	—	—	1	2	—	—
Balıkesir	E H	205,999	13	—	2	7	—	—	23	1	5	21	—	65	24	—	13	16	1	9	3	5	3	1	10
	K F	214,727	6	—	—	—	—	—	4	—	1	11	2	21	7	—	7	13	—	25	2	6	3	—	10
YEKÛN-Total		420,726	19	—	2	7	—	—	27	1	6	32	2	86	31	—	20	29	1	34	5	11	6	1	20
Bayazıt	E H	57,083	—	—	—	94	—	—	—	—	—	—	—	—	—	—	—	—	—	—	—	—	—	—	—
	K F	47,403	—	—	—	6	—	—	—	—	—	—	—	—	—	—	—	—	—	—	—	—	—	—	—
YEKÛN-Total		104,486	—	—	—	100	—	—	—	—	—	—	—	—	—	—	—	—	—	—	—	—	—	—	—

KADRO V
CADRE

Vilâyet itibarile icmal - Récapitulation par vilayets
Nüfusun tabiiyet itibarile inkişam
Répartition de la population d'après les pays de nationalité

VİLÂYETLER Vilayets	Cinsiyet Sexes	Türkiye	Efganistan	Mısır	Irak	İran	Suriye	Sair Afrika ve Asya memleketleri	Almanya	Arnavutluk	İngiltere	Avusturya	Belçika	Bulgaristan	Fransa	Yunanistan	Macaristan	İtalya	Lehistan	Romanya	Rusya	Sırbistan	Sair avrupa memleketleri	Amerika	Mec-hul
		Turquie	Afghanistan	Egypte	Irak	Persie	Syrie	Autres pays d'Afrique et d'Asie	Allemagne	Albanie	Angleterre	Autriche	Belgique	Bulgarie	France	Grèce	Hongrie	Italie	Pologne	Roumanie	Russie	Serbie	Autres pays d'Europe	Amerique	Inconnu
Bilecik	E	53,446	—	—	—	1	—	—	—	—	19	—	—	17	—	7	3	—	—	—	2	3	—	—	—
	H	60,160	—	—	—	—	—	—	—	2	—	—	—	—	—	—	—	—	—	—	—	—	—	—	—
YEKÛN-Total		113,606	—	—	—	1	—	—	—	2	19	—	—	17	—	7	3	—	—	—	2	3	—	—	—
Bitlis	E	47,543	—	—	—	—	—	—	—	—	—	—	—	—	—	—	—	—	—	—	—	—	—	—	—
	H	42,862	—	—	—	191	—	—	—	—	—	—	—	—	—	—	—	—	—	—	35	—	—	—	—
YEKÛN-Total		90,405	—	—	—	191	—	—	—	—	—	—	—	—	—	—	—	—	—	—	35	—	—	—	—
Bolu	E	98,933	—	—	—	—	—	—	1	—	—	—	—	3	—	—	—	2	—	—	—	1	—	—	1
	H	119,302	—	—	—	—	—	—	—	—	—	—	—	—	—	—	—	—	—	—	—	3	—	—	—
YEKÛN-Total		218,235	—	—	—	—	—	—	1	—	—	—	—	3	—	—	—	2	—	—	—	4	—	—	1
Burdur	E	38,664	—	—	—	2	—	—	—	1	—	—	—	8	—	—	—	2	—	—	1	—	—	—	—
	H	44,929	—	—	—	3	—	—	—	2	—	—	—	1	—	—	—	1	—	—	—	—	—	—	—
YEKÛN-Total		83,593	—	—	—	5	—	—	—	3	—	—	—	9	—	—	—	3	—	—	1	—	—	—	—
Bursa	E	192,446	2	1	—	3	—	—	5	—	1	3	2	154	21	3	7	13	2	13	3	35	4	1	11
	H	208,667	3	—	—	6	—	—	4	—	1	13	1	91	21	3	7	4	1	9	1	14	8	4	12
YEKÛN-Total		401,113	5	1	—	9	—	—	9	—	2	16	3	245	42	6	14	17	3	22	4	49	7	5	23

KADRO V
CADRE

Vilâyet itibarile icmal - Récapitulation par vilayets

Nüfusun tabiiyet itibarile inkısamı

Répartition de la population d'après les pays de nationalité

VİLÂYETLER Vilayets	Cinsiyet Sexes	Türki-ye	Ef-ğanis-tan	Mı-sır	İrak	İran	Su-riye	Sair Afrika Asya memleketleri	Al-manya	Ar-na-vut-luk	İn-gil-tere	A-vus-tur-ya	Bel-çika	Bul-garistan	Frans-a	Yu-na-nistan	Ma-ca-ris-tan	İtal-ya	Le-his-tan	Ro-man-ya	Rus-ya	Sır-bis-tan	Sair avrupa memleketleri	A-me-rika	Meç-hul
		Tur-que	Af-gha-nis-tan	E-gypte	Irak	Per-se	Sy-rie	Autres pays d'Afrique et d'Asie	Al-le-magne	Al-ba-nie	An-gle-terre	Au-tri-che	Bel-gi-que	Bul-garie	France	Grèce	Hon-grie	Ita-lie	Pol-gne	Rou-manie	Rus-sie	Ser-bie	Autres pays d'Europe	A-mé-rique	In-con-nu
Cebelibereket	E H	55,370	3	15	—	13	5	—	2	—	—	—	—	6	27	—	2	13	—	—	—	6	5	—	—
	K F	52,220	—	—	—	2	—	—	—	—	—	—	—	—	5	—	—	—	—	—	—	—	—	—	—
YEKÛN-Total		107,590	3	15	—	15	5	—	2	—	—	—	—	6	32	—	2	13	—	—	—	6	5	—	—
Çanakkale	E H	87,471	—	—	—	—	—	—	5	22	11	—	—	22	5	35	1	62	—	—	15	2	17	—	8
	K F	93,976	—	—	—	—	—	—	—	21	4	1	—	1	5	20	—	5	—	—	2	—	18	2	4
YEKÛN-Total		181,447	—	—	—	—	—	—	5	43	15	1	—	23	10	55	1	67	—	—	17	2	35	2	12
Çankırı	E H	70,590	—	—	—	—	—	—	—	—	—	—	—	5	—	—	4	1	—	—	—	—	6	—	—
	K F	86,613	—	—	—	—	—	—	—	—	—	—	—	—	—	—	—	—	—	—	—	—	—	—	—
YEKÛN-Total		157,203	—	—	—	—	—	—	—	—	—	—	—	5	—	—	4	1	—	—	—	—	6	—	—
Çorum	E H	116,090	—	—	—	1	—	—	1	—	—	2	—	—	1	—	4	—	—	—	2	—	—	—	—
	K F	131,824	—	—	—	—	—	—	1	—	—	—	—	—	—	—	—	—	—	—	—	—	—	—	—
YEKÛN-Total		247,914	—	—	—	1	—	—	2	—	—	2	—	—	1	—	4	—	—	—	2	—	—	—	—
Denizli	E H	110,306	—	—	—	—	—	—	1	1	—	—	—	13	—	—	2	4	—	—	—	—	—	—	3
	K F	134,709	—	—	—	—	—	—	—	—	—	—	—	2	—	—	—	3	—	—	—	—	—	—	4
YEKÛN-Total		245,015	—	—	—	—	—	—	1	1	—	—	—	15	—	—	2	7	—	—	—	—	—	—	7

Vilâyet itibarile icmal - Récapitulation par vilayets

KADRO V
CADRE

Nüfusun tabiiyet itibarile inkişası
Répartition de la population d'après les pays de nationalité

VİLÂYETLER Vilayets	Cinsl- yet Sexes	Türki-ye	Ef- ga- nis- tan	Mi- sır	Irak	İran	Su- ri- ye	Sair Afrika Asya mem- leket- leri	Al- ma- nya	Ar- na- vut- luk	İn- gil- tere	A- vus- tur- ya	Bel- çika	Bul- gar- istan	Fran- sa	Yu- na- nis- tan	Ma- ca- ris- tan	İtal- ya	Le- his- tan	Ro- man- ya	Rus- ya	Sir- bis- tan	Sair avrupa mem- leket- leri	A- me- ri- ka	Mec- hul	
		Tur- quie	Af- gha- nis- tan	E- gyp- te	Irak	Per- se	Sy- rie	Autres pays d'Afrique et d'Asie	Al- le- ma- gne	Ar- ba- nie	An- gle- terre	Aut- riche	Bel- gique	Bul- garie	Fran- ce	Grè- ce	Hon- grie	Ital- lie	Pol- ogne	Rou- manie	Rus- sie	Ser- bie	Autres pays d'Eu- rope	A- mè- ri- que	In- con- nu	
Diyarbakir	E	96,300	—	—	—	—	—	—	—	—	—	—	—	—	—	—	—	—	—	—	—	—	—	—	—	—
	H	95,895	—	—	—	—	—	—	—	—	—	—	—	—	—	—	—	—	—	—	—	—	—	—	—	—
YEKÛN-Total		192,195	—	—	—	—	—	—	—	—	—	—	—	—	—	—	—	—	—	—	—	—	—	—	—	—
Edirne	E	72,356	—	—	—	2	3	—	8	1	6	11	—	944	14	31	8	54	3	3	—	44	22	—	1	
	H	76,496	—	—	—	3	3	—	3	—	1	17	—	621	4	30	5	56	—	8	—	37	39	1	8	
YEKÛN-Total		148,852	—	—	—	5	—	—	11	1	7	28	—	1,565	18	61	13	110	3	11	—	81	61	1	9	
Elâziz	E	104,189	—	—	—	—	—	—	3	—	—	—	—	—	1	—	—	—	—	—	—	—	6	—	—	
	H	108,518	—	—	—	—	—	—	—	—	—	—	—	—	—	—	—	—	—	—	—	—	—	—	—	
YEKÛN-Total		212,707	—	—	—	—	—	—	3	—	—	—	—	—	1	—	—	—	—	—	—	—	6	—	—	
Erzincan	E	64,311	—	—	—	—	—	—	—	—	—	—	—	—	—	—	—	—	—	—	—	—	—	—	—	
	H	68,014	—	—	—	—	—	—	—	—	—	—	—	—	—	—	—	—	—	—	—	—	—	—	—	
YEKÛN-Total		132,325	—	—	—	—	—	—	—	—	—	—	—	—	—	—	—	—	—	—	—	—	—	—	—	
Erzurum	E	132,068	—	—	—	168	—	—	—	—	—	—	—	—	—	—	—	—	—	—	13	—	—	—	—	
	H	138,102	—	—	—	65	—	—	—	—	—	—	—	—	—	—	—	—	—	—	10	—	—	—	—	
YEKÛN-Total		270,170	—	—	—	233	—	—	—	—	—	—	—	—	—	—	—	—	—	—	23	—	—	—	—	

KADRO V
CADRE

Vilâyet itibarile icmal - Récapitulation par vilayets
Nüfusun tabiiyet itibarile inkisamı
Répartition de la population d'après les pays de nationalité

VİLÂYETLER Vilayets	Cinsiyet Sexes	Türkiye	Afganistan	Mısır	Irak	İran	Suriye	Sair Afrika memleketleri	Almanya	Arnavutluk	İngiltere	Austurya	Belçika	Bulgaristan	Fransa	Yunanistan	Macaristan	İtalya	Lehistan	Romanya	Rusya	Sırbistan	Sair Avrupa memleketleri	Amerika	Meçhul
		Turquie	Afghanistan	Egypte	Irak	Persie	Syrie	Autres pays d'Afrique et d'Asie	Allemagne	Albanie	Angleterre	Autriche	Belgique	Bulgarie	France	Grèce	Hongrie	Italie	Pologne	Roumanie	Russie	Serbie	Autres pays d'Europe	Amerique	Inconnu
Eskişehir	E H	74,289	—	—	—	3	—	—	25	5	3	6	—	118	10	3	15	7	—	71	4	12	8	—	1
	K F	79,559	—	—	—	6	—	4	10	2	—	5	—	25	4	2	7	4	—	117	1	5	—	—	1
YEKÛN-Total		153,848	—	—	—	9	—	4	35	7	3	11	—	143	14	5	22	11	—	188	5	17	8	—	2
Gaziyayntap	E H	105,853	—	—	—	1	30	8	1	—	1	3	—	—	1	—	—	—	—	—	—	1	4	1	3
	K F	109,823	—	—	5	4	9	1	3	—	1	—	—	—	—	—	—	1	—	—	—	—	—	3	5
YEKÛN-Total		215,676	—	—	5	5	39	9	4	—	2	3	—	—	1	—	—	1	—	—	—	1	4	4	8
Giresun	E H	76,129	—	—	—	—	—	—	5	—	4	1	—	10	4	—	—	9	—	—	1	1	7	—	4
	K F	88,839	—	—	—	—	—	—	1	—	2	—	—	—	1	—	—	9	—	—	—	—	2	—	4
YEKÛN-Total		164,968	—	—	—	—	—	—	6	—	6	1	—	10	5	—	—	18	—	—	1	1	9	—	8
Gümüşane	E H	57,385	—	—	—	—	—	—	—	—	—	—	—	—	1	—	—	—	—	—	1	—	—	—	—
	K F	64,839	—	—	—	1	—	—	—	—	—	—	—	—	—	—	—	—	—	—	2	—	—	—	2
YEKÛN-Total		122,224	—	—	—	1	—	—	—	—	—	—	—	—	1	—	—	—	—	—	3	—	—	—	2
Hakâri	E H	10,038	—	—	—	—	—	—	—	—	—	—	—	—	—	—	—	—	—	—	—	—	—	—	—
	K F	9,083	—	—	—	—	—	—	—	—	—	—	—	—	—	—	—	—	—	—	—	—	—	—	—
YEKÛN-Total		19,121	—	—	—	—	—	—	—	—	—	—	—	—	—	—	—	—	—	—	—	—	—	—	—

KADRO
CADRE V

Vilâyet itibarile icmal - Récapitulation par vilayets

Nüfusun tabiiyet itibarile inkısamı

Répartition de la population d'après les pays de nationalité

VİLÂYETLER Vilayets	Cinsiyet Sexes	Türkiye	Efganistan	Mısır	Irak	İran	Suriye	Sair Afrika Asya memleketleri	Almanya	Arnavutluk	İngiltere	Avusturya	Belçika	Bulgaristan	Fransa	Yunanistan	Macaristan	İtalya	Lehistan	Romanya	Rusya	Sırbistan	Sair avrupa memleketleri	Amerika	Meçhul
		Turquie	Afghanistan	Egypte	Irak	Perse	Syrie	Autres pays d'Afrique et d'Asie	Allemagne	Albanie	Angleterre	Autriche	Belgique	Bulgarie	France	Grèce	Hongrie	Italie	Pologne	Roumanie	Russie	Serbie	Autres pays d'Europe	Amerique	Inconnu
İçel	E H	41,095	—	12	—	—	—	—	—	—	—	—	—	—	23	—	—	—	—	—	—	—	—	—	19
	K F	49,790	—	—	—	—	—	—	—	—	—	—	—	—	—	—	—	1	—	—	—	—	—	—	—
YEKÛN Total		90,885	—	12	—	—	—	—	—	—	—	—	—	—	23	—	—	1	—	—	—	—	—	—	19
İsparta	E H	69,007	—	—	—	4	—	—	—	—	1	—	—	4	—	—	—	4	—	3	—	—	—	—	—
	K F	75,412	—	—	—	—	—	—	—	—	—	—	—	1	—	—	—	—	—	1	—	—	—	—	—
YEKÛN Total		144,419	—	—	—	4	—	—	—	1	—	—	—	5	—	—	—	4	—	4	—	—	—	—	—
İstanbul	E H	669,205	287	116	70	4,267	109	125	782	1,255	1,192	447	782	2,083	1,039	12,329	345	3,503	290	572	3,176	1,666	1,190	192	240
	K F	358,491	32	101	27	1,912	49	55	651	1,179	1,358	435	721	462	1,287	13,337	291	3,800	271	541	2,532	1,463	1,106	196	238
YEKÛN Total		727,696	319	217	97	6,179	158	180	1,433	2,434	2,550	882	1,503	3,545	2,326	25,666	636	7,303	561	1,113	5,708	3,129	2,296	388	478
İzmir	E H	265,697	1	13	—	106	11	19	84	112	315	88	34	307	301	250	77	1,425	5	23	26	194	113	49	12
	K F	253,495	1	4	—	49	5	16	71	4	355	43	20	39	309	275	52	1,650	1	21	25	153	98	47	10
YEKÛN Total		519,192	2	17	—	155	16	35	155	116	670	131	54	346	610	525	129	3,075	6	44	51	347	211	96	22
Kars	E H	108,681	—	—	—	110	—	—	—	1	—	—	—	2	—	—	—	—	—	—	9	—	—	—	—
	K F	95,976	—	—	—	42	—	—	—	—	—	—	—	—	—	—	—	—	—	—	24	1	—	—	—
YEKÛN Total		204,657	—	—	—	152	—	—	—	1	—	—	—	2	—	—	—	—	—	—	33	1	—	—	—

KADRO V
CADRE

Vilâyet itibarile icmal - Récapitulation par vilayets
Nüfusun tabiiyet itibarile inkısamı
Répartition de la population d'après les pays de nationalité

VİLÂYETLER Vilayets	Class- yet Sexes	Türki-ye	Ef- ga- nis- tan	Mi- sir	Irak	İran	Su- ri- ye	Sair Afrika Asya mem- leket- leri	Al- ma- nya	Ar- na- vut- luk	İn- gi- tere	A- vus- tur- ya	Bel- çika	Bul- garis- tan	Frans- sa	Yu- na- nis- tan	Ma- ca- ris- tan	İtal- ya	Le- his- tan	Ro- man- ya	Rus- ya	Sir- bis- tan	Sair avrupa mem- leket- leri	A- me- ri- ka	Meç- hul
		Tur- quie	Af- gha- nis- tan	E- Eyp- te	Irak	Per- se	Sy- rie	Autres pays d'Afrique et d'Asie	Al- le- ma- gne	Al- ba- nie	An- gle- terre	Au- tri- che	Bel- gi- que	Bul- garie	Frans- ce	Grè- ce	Hon- grie	Ital- ie	Pol- ogne	Rou- ma- nie	Rus- sie	Ser- bie	Autres pays d'Eu- rope	A- mè- ri- que	In- con- nu
Kastamonu	E H	148,560	—	—	—	—	—	—	2	—	1	—	—	3	—	—	1	4	1	—	1	—	—	1	5
	K F	187,907	—	—	—	—	—	—	—	—	—	—	—	—	—	—	—	5	—	—	—	—	—	—	10
YEKÜN-Total		336,467	—	—	—	—	—	—	2	—	1	—	—	3	—	—	1	9	1	—	1	—	—	1	15
Kayseri	E H	118,367	—	—	—	1	—	—	58	1	—	5	4	9	11	—	6	9	—	1	10	2	—	3	1
	K F	132,835	—	—	—	—	—	—	17	—	—	6	1	—	4	—	6	4	—	1	1	—	—	5	2
YEKÜN-Total		251,202	—	—	—	1	—	—	75	1	—	11	5	9	15	—	12	13	—	2	11	2	—	8	3
Kırklareli	E H	54,732	—	—	—	1	—	—	5	1	—	—	—	69	—	2	30	—	—	8	4	7	—	—	1
	K F	54,088	—	—	—	—	—	—	7	—	—	—	—	19	—	3	4	—	—	4	—	3	—	—	1
YEKÜN-Total		108,820	—	—	—	1	—	—	12	1	—	—	—	88	—	5	34	—	—	12	4	10	—	—	2
Kırşehir	E H	57,708	—	—	—	4	—	—	—	—	—	—	—	—	—	—	2	—	—	—	—	—	—	—	—
	K F	69,187	—	—	—	—	—	—	—	—	—	—	—	—	—	—	—	—	—	—	—	—	—	—	—
YEKÜN-Total		126,895	—	—	—	4	—	—	—	—	—	—	—	—	—	—	2	—	—	—	—	—	—	—	—
Kocaeli	E H	141,244	—	—	—	12	2	—	24	2	—	2	—	36	—	2	3	1	—	19	2	13	4	—	—
	K F	145,192	—	—	—	8	—	—	1	—	—	2	—	3	—	1	—	—	—	8	—	15	1	—	3
YEKÜN-Total		286,436	—	—	—	20	2	—	25	2	—	4	—	39	—	3	3	1	—	27	2	28	5	—	3

Vilâyet itibarile içmal - Récapitulation par vilayets

KADRO V
CADRE

Nüfusun tabiiyet itibarile inkisamı

Répartition de la population d'après les pays de nationalité

VİLÂYETLER Vilayets	Cinsiyet Sexes	Türkiye	Efganistan	Mısır	Irak	İran	Suriye	Sair Afrika Asya memleketleri	Almanya	Arnavutluk	İngiltere	Austurya	Belçika	Bulgaristan	Fransa	Yunanistan	Macaristan	İtalya	Lehistan	Romanya	Rusya	Sırbistan	Sair Avrupa memleketleri	Amerika	Meçhul
		Turquie	Afghanistan	Egypte	Irak	Persie	Syrie	Autres pays d'Afrique et d'Asie	Allemagne	Albanie	Angleterre	Autriche	Belgique	Bulgarie	France	Grèce	Hongrie	Italie	Pologne	Roumanie	Russie	Serbie	Autres pays d'Europe	Amerique	Inconnu
Konya	E	238,184	—	—	—	26	2	2	17	3	1	6	—	26	13	1	38	10	1	1	4	10	5	—	—
	H	265,983	—	—	2	9	—	—	14	—	—	2	—	—	12	—	5	3	—	1	—	2	1	—	—
YEKÛN-Total		504,167	—	—	2	35	2	2	31	3	1	8	—	26	25	1	43	13	1	2	4	12	6	—	—
Kütahya	E	138,863	1	—	—	2	—	—	30	—	—	28	1	104	—	—	30	23	2	4	2	30	32	3	86
	H	163,124	—	—	—	—	—	—	20	—	—	7	—	9	—	—	8	2	5	—	—	2	2	1	5
YEKÛN-Total		301,987	1	—	—	2	—	—	50	—	—	35	1	113	—	—	38	25	7	4	2	32	34	4	91
Malatya	E	144,589	—	—	—	—	—	—	4	—	—	2	—	15	—	—	3	1	—	—	—	2	6	—	5
	H	162,255	—	—	—	—	—	—	—	—	—	—	—	—	—	—	—	—	—	—	—	—	—	—	—
YEKÛN-Total		306,844	—	—	—	—	—	—	4	—	—	2	—	15	—	—	3	1	—	—	—	2	6	—	5
Manisa	E	182,778	—	—	—	18	—	—	5	5	2	1	—	181	3	2	5	4	—	8	3	18	5	—	6
	H	190,913	—	2	—	7	—	—	2	—	1	—	—	19	2	—	1	—	—	1	1	15	—	—	5
YEKÛN-Total		373,691	—	2	—	25	—	—	7	5	3	1	—	200	5	2	6	4	—	9	4	33	5	—	11
Mağaç	E	93,400	—	—	—	3	—	—	10	—	—	1	—	10	1	—	8	2	1	3	—	—	—	2	2
	H	93,406	—	—	—	5	—	—	—	—	—	—	—	—	—	—	—	—	—	—	—	—	1	—	—
YEKÛN-Total		186,806	—	—	—	8	—	—	10	—	—	1	—	10	1	—	8	2	1	3	—	—	1	2	2

Vilâyet itibarile icmal- Récapitulation par vilayets
Nüfusun tabiiyet itibarile inkisamı
Répartition de la population d'après les pays de nationalité

VİLÂYETLER Vilayets	Cinsiyet	Türkiye	Afganistan	Mısır	Irak	İran	Suriye	Sair Afrika ve Asya memleketleri	Almanya	Arnavutluk	İngiltere	Austurya	Belçika	Bulgaristan	Fransa	Yunanistan	Macaristan	İtalya	Lehistan	Romanya	Rusya	Sırbistan	Sair Avrupa memleketleri	Amerika	Meçhul
	Sexes	Turquie	Afghanistan	Egypte	Irak	Perse	Syrie	Autres pays d'Afrique et d'Asie	Allemagne	Albanie	Angleterre	Autriche	Belgique	Bulgarie	France	Grèce	Hongrie	Italie	Pologne	Roumanie	Russie	Serbie	Autres pays d'Europe	Amerique	Inconnu
Mardin	E	89,132	—	—	3	—	—	—	—	—	—	—	—	—	11	3	—	—	—	—	—	—	2	—	7
	H																								
	K F	91,297	—	—	—	—	1	—	—	—	—	—	—	—	—	—	—	—	—	—	—	—	—	—	—
YEKÛN-Total		180,429	—	—	3	—	1	—	—	—	—	—	—	—	11	3	—	—	—	—	—	—	2	—	7
Mersin	E	59,229	5	3	1	68	229	2	14	—	16	3	—	4	14	14	5	64	—	2	3	2	15	3	1
	H																								
	K F	59,077	—	—	—	39	202	—	7	—	6	1	—	—	9	11	—	38	—	3	1	7	6	3	—
YEKÛN-Total		118,306	5	3	1	107	431	2	21	—	22	4	—	4	23	25	5	102	—	5	4	9	21	6	1
Muğla	E	79,603	—	39	—	114	—	—	34	4	33	6	—	10	2	8	22	40	—	—	2	1	1	—	2
	H																								
	K F	95,287	—	2	—	152	—	—	—	2	—	1	1	—	—	1	7	5	—	—	1	2	1	—	7
YEKÛN-Total		174,890	—	41	—	266	—	—	34	6	33	7	1	10	2	9	29	45	—	—	3	3	2	—	9
Niğde	E	78,108	—	—	—	—	—	—	3	—	—	1	—	—	—	—	—	—	—	—	—	1	—	—	—
	H																								
	K F	87,945	—	—	—	1	—	—	2	—	—	—	—	—	—	—	—	—	—	—	—	—	—	—	—
YEKÛN-Total		166,053	—	—	—	1	—	—	5	—	—	1	—	—	—	—	—	—	—	—	—	1	—	—	—
Ordu	E	90,320	—	—	—	—	—	—	—	—	1	1	—	—	1	1	2	2	—	—	4	—	—	—	1
	H																								
	K F	112,004	—	—	—	—	—	—	—	—	—	1	—	—	—	—	2	4	—	—	4	—	—	—	1
YEKÛN-Total		202,324	—	—	—	—	—	—	—	—	1	2	—	—	1	1	4	6	—	—	8	—	—	—	2

KADRO V
CADRE

Vilâyet itibarile icmal - Récapitulation par vilayets
Nüfusun tabiiyet itibarile inkisamı
Répartition de la population d'après les pays de nationalité

VİLÂYETLER Vilayets	Cinsiyet Sexes	Türkiye	Efganistan	Mısır	Irak	İran	Suriye	Sair Afrika Asya memleketleri	Almanya	Arnavutluk	İngiltere	Austurya	Belçika	Bulgaristan	Fransa	Yunanistan	Macaristan	İtalya	Lehistan	Romanya	Rusya	Sırbistan	Sair avrupa memleketleri	Amerika	Mecul
		Turquie	Afghanistan	Egypte	Irak	Persie	Syrie	Autres pays d'Afrique et d'Asie	Allemagne	Albanie	Angleterre	Autriche	Belgique	Bulgarie	France	Grèce	Hongrie	Italie	Pologne	Roumanie	Russie	Serbie	Autres pays d'Europe	Amerique	Inconnu
Rize	E	72,360	—	—	—	—	—	—	—	—	3	—	—	—	—	1	—	—	—	—	6	—	—	—	1
	H	99,281	—	—	—	—	—	—	—	—	—	—	—	—	1	—	—	—	—	—	4	—	—	—	—
	K	171,641	—	—	—	—	—	—	—	—	3	—	—	—	1	1	—	—	—	—	10	—	—	—	1
Samsun	E	131,489	1	—	—	86	—	—	16	9	2	15	—	47	6	13	33	38	—	—	13	10	9	5	2
	H	142,081	2	—	—	101	—	—	8	—	1	3	—	6	4	1	8	33	—	—	11	5	6	1	—
	K	273,570	3	—	—	187	—	—	24	9	3	18	—	53	10	14	41	71	—	—	24	15	15	6	2
Siirt	E	50,353	—	—	—	—	—	—	—	—	—	—	—	—	—	—	—	—	—	—	—	—	—	—	—
	H	52,080	—	—	—	—	—	—	—	—	—	—	—	—	—	—	—	—	—	—	—	—	—	—	—
	K	102,433	—	—	—	—	—	—	—	—	—	—	—	—	—	—	—	—	—	—	—	—	—	—	—
Sinop	E	78,164	—	—	—	—	—	—	12	—	—	1	—	2	—	—	—	5	—	—	—	—	1	—	1
	H	91,772	—	—	—	—	—	—	—	—	—	—	2	1	1	—	—	—	—	—	—	—	1	—	2
	K	169,936	—	—	—	—	—	—	12	—	—	1	2	3	1	—	—	5	—	—	—	—	2	—	3
Sivas	E	153,828	—	—	—	—	—	—	1	—	—	—	1	—	7	—	—	2	—	—	—	2	—	—	—
	H	175,710	—	—	—	—	—	—	—	—	—	—	—	—	—	—	—	—	—	—	—	—	—	—	—
	K	329,538	—	—	—	—	—	—	1	—	—	—	1	—	7	—	—	2	—	—	—	2	—	—	—

KADRO V
CADRE

Vilâyet itibarile icmal - Récapitulation par vilayets

Nüfusun tabiiyet itibarile inkısamı

Répartition de la population d'après les pays de nationalité

VİLÂYETLER Vilayets	Cinsl- yet Sexes	Türki- ye	Ef- gan- nis- tan	Mı- sır	İrak	İran	Su- riye	Sair Afrika Asya mem- leket- leri	Al- ma- nya	Ar- na- vut- luk	İn- gil- tere	A- vus- tur- ya	Bel- çika	Bul- gar- is- tan	Frans- sa	Yu- na- nis- tan	Ma- ca- ris- tan	İtal- ya	Le- his- tan	Ro- man- ya	Rus- ya	Sır- bis- tan	Sair Avrupa mem- leket- leri	A- me- rika	Meç- hul	
		Tur- quie	Af- gha- nis- tan	E- gypte	Irak	Per- se	Sy- rie	Autres pays d'Afrique et d'Asie	Al- le- ma- gne	Al- ba- nie	An- gle- terre	Au- tri- che	Bel- gi- que	Bul- garie	fran- co	Grè- ce	Hon- grie	Ita- lie	Pol- ogne	Rou- manie	Rus- sie	Ser- bie	Autres pays d'Eu- rope	A- mé- ri- que	In- con- nu	
Şebinkarahisar	E H	49,717	--	--	--	--	--	--	--	--	--	--	--	--	--	--	1	--	--	--	--	--	--	--	--	--
	K F	59,016	--	--	--	--	--	--	--	--	--	--	--	--	--	--	1	--	--	--	--	--	--	--	--	--
	YEKÜN-Total	108,733	--	--	--	--	--	--	--	--	--	--	--	--	--	--	2	--	--	--	--	--	--	--	--	--
Tekirdağ	E H	65,450	--	--	--	--	--	7	1	--	1	--	36	--	4	12	30	--	12	1	4	5	--	2		
	K F	65,850	--	--	--	--	--	4	--	--	1	--	11	--	1	--	11	--	--	--	--	--	--	3		
	YEKÜN-Total	131,300	--	--	--	--	--	11	1	--	2	--	47	--	5	12	41	--	12	1	4	5	--	5		
Tokat	E H	124,343	--	--	10	--	--	3	--	--	3	1	39	--	2	11	4	--	--	--	--	--	--	--	--	
	K F	138,629	--	--	12	--	--	--	--	--	--	--	--	4	--	--	2	--	--	--	--	--	--	--	--	
	YEKÜN-Total	262,972	--	--	22	--	--	3	--	--	3	1	39	4	2	11	6	--	--	--	--	--	--	--	--	
Trabzon	E H	130,735	--	--	93	8	--	6	--	2	3	--	--	4	4	--	6	--	--	58	--	4	--	3		
	K F	159,231	--	--	47	2	--	8	--	2	7	--	1	4	4	--	10	--	--	59	--	1	--	1		
	YEKÜN-Total	289,966	--	--	140	10	--	14	--	4	10	--	1	8	8	--	16	--	--	117	--	5	--	4		
Urfa	E H	97,701	--	--	16	--	--	2	--	--	--	--	--	--	--	1	--	--	--	--	--	--	--	5		
	K F	99,136	--	--	3	1	--	--	--	--	--	--	--	--	--	--	--	--	--	--	--	--	--	3		
	YEKÜN-Total	196,837	--	--	19	1	--	2	--	--	--	--	--	--	--	1	--	--	--	--	--	--	--	8		

KADRO
CADRE

Vilâyet itibarile icmal - Récapitulation par vilâyet

Nufusun tabiiyet itibarile inkişamı

Répartition de la population d'après les pays de nationalité

VİLÂYETLER Vilâyet	Cins- yet Sexes	Türki-ye	Ef- ga- nis- tan	Mi- sır	Irak	İran	Su- ri- ye	Sair Afrika Asya mem- leket- leri	Al- ma- nya	Ar- na- vul- luk	in- gil- tere	A- vus- tur- ya	Bel- çika	Bul- gar- istan	Fran- sa	Yu- na- nis- tan	Ma- ca- ris- tan	İtal- ya	Le- his- tan	Ro- man- ya	Rus- ya	Sır- bis- tan	Sair avrupa mem- leket- leri	A- me- ri- ka	Med hul	
		Tür- qie	Af- gha- nis- tan	E- gyp- te	Irak	Per- se	Sy- rie	Autres pays l'Afrique et d'Asie	Al- le- ma- gne	Al- ba- nie	An- gle- terre	Au- tri- che	Bel- gi- que	Bul- garie	Fran- ce	Grè- ce	Hon- grie	Ita- lie	Pol- o- gne	Rou- ma- nie	Rus- sie	Ser- bie	Autres pays d'Eu- rope	A- mè- ri- que	In- con- nu	
Van	E	39,496	—	—	—	29	—	—	—	—	—	—	—	—	—	—	—	—	—	—	—	—	—	—	—	—
	H K F	35,804	—	—	—	—	—	—	—	—	—	—	—	—	—	—	—	—	—	—	—	—	—	—	—	—
YEKÛN Total		75,300	—	—	—	29	—	—	—	—	—	—	—	—	—	—	—	—	—	—	—	—	—	—	—	—
Yozgat	E	98,060	—	—	—	—	—	—	4	—	—	2	—	—	—	—	4	—	1	1	—	1	—	—	2	—
	H K F	111,422	—	—	—	—	—	—	—	—	—	—	—	—	—	—	—	—	—	—	—	—	—	—	—	—
YEKÛN Total		209,482	—	—	—	—	—	—	4	—	—	2	—	—	—	—	4	—	1	1	—	1	—	—	2	—
Zongul- dak	E	127,065	—	—	—	1	—	1	15	1	3	8	5	16	37	—	27	144	2	—	2	12	16	—	1	
	H K F	141,282	—	—	—	—	—	—	7	1	2	8	7	2	67	2	7	142	2	—	1	3	7	—	3	
YEKÛN Total		268,347	—	—	—	1	—	1	22	2	5	16	12	104	2	34	286	4	—	3	15	23	—	14	—	
Umumî yekûn Total gé- néral	E	6,506,901	356	204	77	5,621	449	167	1,398	1,438	1,659	805	139	5,083	1,650	12,729	1,231	5,705	321	771	3,454	2,126	1,566	288	486	
	H K F	7,035,894	81	112	38	2,859	329	80	908	2,141	1,754	630	119	2,365	1,777	13,702	599	5,868	292	759	2,752	1,757	1,325	275	375	
		13,542,795	437	316	115	8,480	778	247	2,306	1,652	3,413	1,435	258	7,448	3,427	26,431	1,830	11,573	613	1,530	6,206	3,883	2,891	563	861	

MUFASSAL NETİCELER

RÉSULTATS DÉTAILLÉS

2

VİLÂYET İTİBARİLE İCMAL

RÉCAPITULATION PAR VILAYETS

Kadro VI

CADRE

NÜFUSUN MAHALİ TEVELLÜT İTİBARİLE İNKISAMI

RÉPARTITION DE LA POPULATION D'APRÈS LES PAYS DE NAISSANCE

KADRO VI
CADRE

Vilâyet itibarile icmal - Récapitulation par vilayets
Nüfusun mahali tevellüt itibarile inkişamı
Répartition de la population d'après les pays de naissance

VİLÂYETLER Vilayets	Clas- yet Sexes	Türki-ye	Ef- ganis- tan	Mi- sir	Irak	Iran	Su- ri- ye	Sair Afrika Asya mem- leket- leri	Al- ma- nya	Ar- na- vut- luk	İn- gil- tere	A- vus- tur- ya	Bel- çika	Bul- garis- tan	Frans- sa	Yu- na- nis- tan	Ma- ca- ris- tan	İtal- ya	Le- his- tan	Ro- man- ya	Rus- ya	Sir- bis- tan	Sair avrupa mem- leket- leri	A- me- rika	Mec- hul
		Tur- quie	Af- gha- nis- tan	E- syp- te	Irak	Per- se	Sy- rie	Autres pays d'Afrique et d'Asie	Al- le- ma- gne	Al- ba- nie	An- gle- terre	Aut- riche	Bel- gique	Bul- garie	Frans- ce	Grè- ce	Hon- drie	İtalie	Po- lone	Rou- manie	Rus- sie	Ser- bie	Autres pays d'Eu- rope	A- mè- ri- que	In- con- nu
Adana	E	114,698	19	20	3	256	144	210	16	5	2	5	1	86	82	285	25	21	—	34	144	70	13	6	199
	H																								
	K	110,392	17	20	3	30	174	108	8	4	2	1	3	31	26	260	7	11	—	11	117	48	3	10	91
YEKÛN-Total		225,090	36	40	6	286	318	318	24	9	4	6	4	117	108	545	32	32	—	45	261	118	13	16	290
Afyonkarahisar	E	119,355	3	1	—	2	3	9	3	—	—	1	—	539	—	38	1	3	—	173	250	10	1	—	4
	H																								
	K	137,587	—	—	—	2	3	—	—	—	—	—	1	820	—	2	—	—	—	263	287	13	—	—	1
YEKÛN-Total		256,942	3	1	—	4	6	9	3	—	—	1	1	1,359	—	40	1	3	—	438	537	23	1	—	5
Aksaray	E	60,287	—	—	—	—	1	—	—	—	—	—	—	1	—	1	—	—	—	3	106	2	3	—	3
	H																								
	K	66,549	1	—	—	—	—	2	—	—	—	—	—	4	—	1	1	—	—	9	48	—	—	—	9
YEKÛN-Total		126,836	1	—	—	—	1	2	—	—	—	—	5	—	2	1	—	—	12	154	2	3	—	—	12
Amasya	E	55,100	—	—	—	23	—	2	—	5	—	1	—	27	2	112	6	5	4	27	424	90	2	2	10
	H																								
	K	58,189	—	—	—	2	—	—	—	—	2	—	—	5	—	273	1	—	2	42	415	60	—	—	51
YEKÛN-Total		113,289	—	—	—	25	—	2	—	5	2	1	—	32	2	385	7	5	6	69	839	150	2	2	61
Ankara	E	201,696	44	27	2	108	11	38	137	20	11	115	10	797	25	118	478	77	9	912	368	92	136	18	119
	H																								
	K	197,216	14	13	3	27	3	20	72	3	2	60	5	177	15	11	165	9	9	943	244	35	134	1	171
YEKÛN-Total		398,912	58	40	5	135	14	58	209	23	13	175	15	974	40	129	643	86	18	1,855	612	127	270	19	290

KADRO VI
CADRE

Vilâyet itibarile icmal - Récapitulation par vilayets

Nüfusun mahali tevellüt itibarile inkısamı

Répartition de la population d'après les pays de naissance

VİLÂYETLER Vilayets	Cinsiyet Sexes	Türki-ye	Ef-ghanis-tan	Mısır	İrak	İran	Suriye	Sair Afrika Asya memleketleri	Almanya	Arnavutluk	İngiltere	Austurya	Belçika	Bulgaristan	Fransa	Yunanistan	Macaristan	İtalya	Lehistan	Romanya	Rusya	Sirbistan	Sair avrupa memleketleri	Amerika	Mec-hul
		Tur-que	Af-ghanis-tan	E-gypte	Irak	Per-se	Sy-rie	Autres pays d'Afrique et d'Asie	Al-le-magne	Al-ba-nie	An-gle-terre	Au-triche	Bel-gi-que	Bul-garie	France	Grèce	Hon-grie	Ita-lie	Pol-o-gne	Rou-manie	Rus-sie	Ser-bie	Autres pays d'Eu-rope	A-mé-rique	In-con-nu
Artvin	E	44,415	—	—	50	—	—	1	—	—	—	—	—	1	—	1	—	—	2	—	57	—	—	—	5
	H	45,381	—	—	17	4	—	5	2	—	—	—	—	1	—	—	—	1	—	—	120	—	—	—	3
YEKÛN-Total	K	89,796	—	—	67	4	—	6	2	—	—	—	—	2	—	1	—	1	2	—	177	—	—	—	8
Antalya	E	92,694	—	5	—	27	2	164	3	—	—	2	—	26	—	195	4	19	2	4	33	23	—	—	9
	H	110,670	—	—	—	23	—	157	1	1	—	—	—	15	1	192	3	5	—	3	64	13	—	—	12
YEKÛN-Total	K	203,364	—	5	—	50	2	321	4	1	—	2	—	41	1	387	7	24	2	7	97	36	—	—	21
Aydın	E	98,907	1	—	—	1	6	6	—	1	6	—	—	98	2	183	5	9	—	11	48	20	—	—	9
	H	112,910	—	2	—	—	5	4	—	1	2	—	—	69	—	147	2	3	—	4	50	24	—	—	6
YEKÛN-Total	K	211,817	1	2	—	1	11	10	—	2	8	—	—	166	2	330	7	12	—	15	98	44	—	—	15
Balıkesir	E	197,393	10	2	1	20	1	8	25	78	2	10	—	4,566	19	1,272	39	12	—	814	813	832	148	—	155
	H	205,600	3	3	2	—	3	4	5	48	—	6	—	5,032	5	1,222	6	8	—	960	882	821	150	2	84
YEKÛN-Total	K	402,993	13	5	3	20	4	12	30	126	2	16	—	9,598	24	2,494	45	20	—	1,774	1,695	1,653	298	2	239
Bayazıt	E	55,445	—	—	4	396	—	—	—	—	—	—	—	7	2	5	—	—	—	21,299	—	—	—	—	17
	H	46,349	—	—	—	287	—	—	1	—	—	—	—	—	—	1	—	—	—	—	728	—	—	—	43
YEKÛN-Total	K	101,794	—	—	4	683	—	—	1	—	—	—	—	7	2	6	—	—	—	22,027	—	—	—	—	60

Vilâyet itibarile icmal - Récapitulation par vilayets
Nüfusun mahali tevellüt itibarile inkisamı
Répartition de la population d'après les pays de naissance

VİLÂYETLER Vilayets	Cinsiyet Sexes	Türkiye	El-ganistan	Mısır	Irak	İran	Suriye	Sair Afrika Asya memleketleri	Almanya	Arnavutluk	İngiltere	Austurya	Belçika	Bulgaristan	Fransa	Yunanistan	Macaristan	İtalya	Lehistan	Romanya	Rusya	Sırbistan	Sair Avrupa memleketleri	Amerika	Meçhul
		Turquie	Afghanistan	Egypte	Irak	Persie	Syrie	Autres pays d'Afrique et d'Asie	Allemagne	Albanie	Angleterre	Autriche	Belgique	Bulgarie	France	Grèce	Hongrie	Italie	Pologne	Roumanie	Russie	Serbie	Autres pays d'Europe	Amerique	Inconnu
Bilecik	E	50,143	3	—	3	3	2	5	9	15	1	2	—	2,639	1	243	2	—	76	119	118	86	4	14	10
	H																								
	K	58,061	—	—	—	1	1	—	—	19	—	—	—	1,481	—	139	3	—	8	142	223	76	2	—	6
YEKÛN-Total		108,204	3	—	3	4	3	5	9	34	1	2	—	4,120	1	382	5	—	84	261	341	162	6	14	16
Bitlis	E	46,719	—	—	3	253	5	2	—	—	—	—	—	2	—	3	—	—	—	—	519	1	—	—	36
	H																								
	K	42,596	—	—	2	67	—	—	—	—	—	—	—	—	1	—	—	—	—	—	419	—	—	—	3
YEKÛN-Total		89,315	—	—	5	320	5	2	—	—	—	—	—	2	1	3	—	—	—	938	1	—	—	—	39
Bolu	E	97,892	1	—	—	1	2	4	1	2	—	1	—	257	—	5	1	—	—	10	752	7	—	—	5
	H																								
	K	118,199	—	—	—	1	—	1	—	1	—	1	—	270	—	3	1	—	—	6	818	2	—	—	2
YEKÛN-Total		216,091	1	—	—	2	2	5	1	3	—	2	—	527	—	8	2	—	—	16	1,570	9	—	—	7
Burdur	E	38,537	—	—	—	2	—	2	—	1	—	7	—	13	—	52	1	—	1	1	3	29	—	—	29
	H																								
	K	44,853	—	—	—	—	—	—	—	—	—	3	—	1	—	34	1	—	1	—	4	14	—	—	25
YEKÛN-Total		83,390	—	—	—	2	—	2	—	1	—	10	—	14	—	86	2	—	2	1	7	43	—	—	54
Bursa	E	176,075	8	2	2	14	3	45	6	175	—	72	2	6,454	13	4,310	9	11	1	919	2,435	1,876	121	1	376
	H																								
	K	191,118	2	3	2	9	3	27	5	83	1	73	1	7,354	11	4,591	7	6	1	1,034	2,682	1,396	170	4	268
YEKÛN-Total		367,193	10	5	4	23	6	72	11	258	1	145	3	13,808	24	8,901	16	17	2	1,967	5,117	3,072	291	5	644

KADRO
CADRE VI

Vilâyet itibarile icmal - Récapitulation par vilayets
Nüfusun mahali tevellüt itibarile inkısamı
Répartition de la population d'après les pays de naissance

VİLÂYETLER Vilayets	Cinsiyet Sexes	Türkiye	Efganistan	Mısır	Irak	İran	Suriye	Sair Afrika ve Asya memleketleri	Almanya	Arnavutluk	İngiltere	Avusturya	Belçika	Bulgaristan	Fransa	Yunanistan	Macaristan	İtalya	Lehistan	Romanya	Rusya	Sırbistan	Sair Avrupa memleketleri	Amerika	Meçhul
		Turquie	Afghanistan	Egypte	Irak	Persie	Syrie	Autres pays d'Afrique et d'Asie	Allemagne	Albanie	Angleterre	Autriche	Belgique	Bulgarie	France	Grèce	Hongrie	Italie	Pologne	Roumanie	Russie	Serbie	Autres pays d'Europe	Amerique	Inconnu
Cebelibereket	E H	53,080	4	49	5	72	92	11	2	—	5	2	—	909	11	458	2	30	—	134	478	106	7	—	10
	K F	50,056	1	25	1	10	43	8	—	1	7	—	—	933	14	454	1	3	—	119	414	115	—	4	18
YEKÜN-Total		103,136	5	74	6	82	135	19	2	1	12	2	—	1,842	25	912	3	33	—	253	892	221	7	4	28
Çanakkale	E H	84,124	—	—	—	—	1	7	7	31	2	8	—	2,164	4	604	1	51	—	32	396	131	11	1	101
	K F	90,341	—	—	—	—	4	3	1	1	2	1	—	2,756	2	414	1	6	—	5	408	94	—	—	20
YEKÜN-Total		174,465	—	—	—	—	5	10	8	32	4	9	—	4,920	6	1,018	2	57	—	37	804	225	11	1	121
Çankırı	E H	70,566	—	—	—	2	1	—	—	—	—	—	—	12	—	1	4	2	—	1	5	2	7	—	3
	K F	86,595	—	—	—	—	—	—	—	—	—	—	—	5	—	3	—	—	—	—	3	6	1	—	—
YEKÜN-Total		157,161	—	—	—	2	1	—	—	—	—	—	—	17	—	4	4	2	—	1	8	8	8	—	3
Çorum	E H	115,482	1	—	6	8	1	—	1	—	—	3	—	16	1	3	4	—	—	10	458	88	—	—	19
	K F	131,221	—	—	—	7	—	—	1	—	—	—	—	17	—	7	—	—	—	5	413	143	—	—	11
YEKÜN-Total		246,703	1	—	6	15	1	—	2	—	—	3	—	33	1	10	4	—	—	15	871	231	—	—	30
Denizli	E H	109,893	—	—	—	—	2	1	1	—	—	—	—	114	—	240	2	1	—	18	6	41	1	2	8
	K F	134,193	—	—	—	3	—	—	—	—	—	—	—	101	—	322	—	—	—	22	3	63	2	—	9
YEKÜN-Total		244,086	—	—	—	3	2	1	1	—	—	—	—	215	—	562	2	1	—	40	9	104	3	2	17

KADRO VI
CADRE

Vilâyet itibarile icmal - Récapitulation par vilayets
Nufusun mahali tevellüt itibarile inkişamı
Répartition de la population d'après les pays de naissance

VİLÂYETLER Vilayets	Cinsiyet Sexes	Türkiye	Efganistan	Mısır	Irak	İran	Suriye	Sair Afrika Asya memleketleri	Almanya	Arnavutluk	İngiltere	Austurya	Belçika	Bulgaristan	Fransa	Yunanistan	Macaristan	İtalya	Lehistan	Romanya	Rusya	Sırbistan	Sair avrupa memleketleri	Amerika	Mec-hul
		Turquie	Afghanistan	Egypte	Irak	Perse	Syrie	Autres pays d'Afrique et d'Asie	Allemagne	Albanie	Angleterre	Autriche	Belgique	Bulgarie	France	Grèce	Hongrie	Italie	Pologne	Roumanie	Russie	Serbie	Autres pays d'Europe	Amerique	Inconnue
Diyar-bekir	E H	96,140	—	8	20	5	—	—	—	3	—	—	—	15	1	2	—	—	—	6	21	15	—	—	64
	K F	95,740	—	1	4	2	—	2	—	2	1	—	—	6	—	1	—	1	1	9	15	3	1	—	106
YEKÛN Total		191,880	—	9	24	7	—	2	—	4	—	—	21	1	3	—	1	1	15	36	18	1	—	—	170
Edirne	E H	56,148	1	—	—	10	2	—	6	43	4	6	—	8,107	13	7,773	7	14	3	60	69	1,230	2	—	10
	K F	59,497	—	1	3	3	4	4	2	14	9	4	—	8,712	5	7,838	3	4	—	43	56	1,104	5	3	18
YEKÛN Total		115,645	1	1	3	13	6	4	8	57	13	10	—	16,819	18	15,611	10	18	3	103	125	2,334	7	3	28
Elâziz	E H	104,038	—	—	—	2	—	—	11	—	—	—	—	1	1	38	—	—	—	—	37	33	11	—	27
	K F	108,435	—	—	—	—	—	—	—	3	—	—	—	—	—	14	5	—	—	—	45	11	—	1	4
YEKÛN Total		212,473	—	—	—	2	—	—	11	3	—	—	—	1	1	52	5	—	—	—	82	44	11	1	31
Erzincan	E H	64,243	—	—	—	8	—	—	—	1	1	—	—	—	—	5	—	—	—	—	25	16	1	—	11
	K F	67,814	—	1	—	2	—	—	—	—	—	—	—	16	—	15	—	—	—	—	125	20	—	—	21
YEKÛN Total		132,057	—	1	—	10	—	—	—	1	1	—	—	16	—	20	—	—	—	—	150	36	1	—	32
Erzurum	E H	122,403	—	—	3	153	—	—	—	—	—	—	—	10	—	4	—	—	1	1	9,497	21	—	—	156
	K F	127,161	—	—	1	48	2	1	—	—	—	1	—	19	—	9	2	—	—	—	10,820	52	—	—	61
YEKÛN Total		249,564	—	—	4	201	2	1	—	—	—	1	—	29	—	13	2	—	1	1	20,317	73	—	—	217

KADRO VI
CADRE

Vilâyet itibarile icmal -- Récapitulation par vilayets
Nüfusun mahali tevellüt itibarile inkısamı
Répartition de la population d'après les pays de naissance

VİLÂYETLER Vilayets	Cinsiyet Sexes	Türkiye	Efganistan	Mısır	Irak	İran	Suriye	Sair Afrika Asya memleketleri	Almanya	Arnavutluk	İngiltere	Avusturya	Belçika	Bulgaristan	Fransa	Yunanistan	Macaristan	İtalya	Lehistan	Romanya	Rusya	Sırbistan	Sair Avrupa memleketleri	Amerika	Meçhul
		Turquie	Afghanistan	Egypte	Irak	Persie	Syrie	Autres pays d'Afrique et d'Asie	Allemagne	Albanie	Angleterre	Autriche	Belgique	Bulgarie	France	Grèce	Hongrie	Italie	Pologne	Roumanie	Russie	Serbie	Autres pays d'Europe	Amerique	Inconnu
Eskişehir	E H	68,212	2	5	1	3	16	15	23	1	2	7	—	2,117	10	199	20	3	1	2,263	1,486	150	20	—	24
	K F	73,413	—	1	—	2	6	2	10	4	—	4	—	2,083	7	169	13	10	—	2,486	1,448	74	—	1	19
YEKÛN-Total		141,625	2	6	1	5	22	17	33	5	2	11	—	4,200	17	368	33	13	1	4,749	2,934	224	20	1	43
Gaziayıntap	E H	105,566	2	—	—	4	236	22	—	—	1	1	—	11	1	22	—	—	—	—	23	5	4	1	8
	K F	109,564	—	—	1	55	156	18	—	—	1	—	—	2	—	15	—	—	—	—	24	1	1	2	15
YEKÛN-Total		215,130	2	—	1	59	392	40	—	—	2	1	—	13	1	37	—	—	—	—	47	6	5	3	23
Giresun	E H	76,096	—	—	—	1	1	3	4	—	—	1	—	9	3	12	—	4	—	2	20	—	5	—	14
	K F	88,808	—	—	—	1	—	—	2	—	—	—	—	2	1	3	—	—	—	1	35	1	—	—	4
YEKÛN-Total		164,904	—	—	—	2	1	3	6	—	—	1	—	11	4	15	—	4	—	3	55	1	5	—	18
Gümüşane	E H	57,377	—	—	—	2	—	—	—	—	—	—	—	1	—	—	—	1	—	—	5	1	—	—	—
	K F	64,830	—	—	—	—	—	—	—	—	—	—	—	—	—	—	1	—	—	—	10	—	—	—	3
YEKÛN-Total		122,207	—	—	—	2	—	—	—	—	—	—	—	1	—	—	1	1	—	—	15	1	—	—	3
Hakâri	E H	10,013	—	—	3	4	—	—	17	—	—	—	—	—	—	—	—	—	—	—	1	—	—	—	—
	K F	9,075	—	—	6	1	—	—	—	—	—	—	—	—	—	—	—	—	—	—	1	—	—	—	—
YEKÛN-Total		19,088	—	—	9	5	—	—	17	—	—	—	—	—	—	—	—	—	—	—	2	—	—	—	—

KADRO
CADRE VI

Vilâyet itibarile icmal - Récapitulation par vilayets
Nüfusun mahali tevellüt itibarile inkisamı
Répartition de la population d'après les pays de naissance

VİLÂYETLER Vilayets	Cinsiyet Sexes	Türki-ye	Ef- ganis- tan	Mı- sır	Irak	İran	Su- ri-ye	Sair Afrika Asya mem- leket- leri	Al- ma- nya	Ar- na- vut- luk	İn- gil- tere	A- vus- tur- ya	Bel- çika	Bul- garis- tan	Fran- sa	Yu- na- nis- tan	Ma- ca- ris- tan	İta- lya	Le- his- tan	Ro- man- ya	Rus- ya	Sır- bis- tan	Sair Avrupa mem- leket- leri	A- me- ri- ka	Meç- hul	
		Tur- quie	Af- gha- nis- tan	E- gypte	Irak	Per- se	Sy- rie	Autres pays d'Afrique et d'Asie	Al- le- ma- gne	Al- ba- nie	An- gle- terre	An- tri- che	Bel- gi- que	Bul- garie	fran- ce	Grè- ce	Hon- grie	Ita- lie	Pol- ogne	Rou- manie	Rus- sie	Ser- bie	Autres pays d'Eu- rope	A- me- ri- que	In- con- nu	
İçel	E H	41 084	—	1	—	—	—	2	—	15	17	—	—	4	—	6	1	—	—	—	8	1	—	—	—	10
	K F	49,660	—	—	—	—	—	1	—	—	32	—	—	2	4	82	—	1	—	2	2	5	—	—	—	—
YEKÜN Total		90,744	—	1	—	—	—	3	—	15	49	—	—	6	4	88	1	1	—	2	10	6	—	—	—	10
İsparta	E H	68,994	—	—	—	—	—	—	—	3	—	—	—	9	—	7	—	—	—	5	5	—	—	—	—	—
	K F	75,304	—	—	—	6	—	—	—	1	—	1	—	34	—	27	6	—	—	5	4	2	—	—	—	24
YEKÜN Total		144,298	—	—	—	6	—	—	—	4	—	1	—	43	—	34	6	—	—	10	9	2	—	—	—	24
İstanbul	E H	370,264	99	231	24	3,319	109	286	648	914	382	280	47	7,134	539	8,582	313	765	145	2,490	4,558	2,364	583	153	399	
	K F	361,609	42	199	37	903	121	304	515	438	260	359	62	5,755	592	7,701	302	575	123	2,373	5,371	1,432	389	161	263	
YEKÜN Total		731,873	141	430	61	4,222	230	599	1,163	1,352	642	639	109	12,889	1,131	16,283	615	1,340	268	4,863	9,929	3,796	972	314	592	
İzmir	E H	262,741	7	32	1	97	25	272	64	115	60	38	28	988	79	2,158	71	192	5	267	408	1,179	251	49	135	
	K F	251,521	—	16	2	16	22	203	60	40	41	19	12	659	68	1,938	48	155	2	171	347	1,038	243	39	82	
YEKÜN Total		514,262	7	48	3	113	47	475	124	155	101	57	40	1,647	147	4,096	119	348	7	438	755	2,217	494	88	217	
Kars	E H	49,909	—	—	—	165	—	1	—	8	—	—	1	6	1	4	—	—	1	2	58,670	3	—	—	9	23
	K F	44,091	—	—	2	41	—	—	1	—	—	—	1	1	—	1	—	—	2	1	51,844	4	—	—	54	
YEKÜN Total		94,000	—	—	2	206	—	1	1	8	—	1	1	7	1	5	—	—	3	3	110,514	7	—	—	9	77

Vilâyet itibarile icmal - Récapitulation par vilayets

Nüfusun mahali tevellüt itibarile inkisamı

Répartition de la population d'après les pays de naissance

VİLÂYETLER Vilayets	Clas- yet Series	Türki-	Efga-	Mi-	İrak	İran	Su-	Sair	Al-	Ar-	In-	A-	Bel-	Bul-	Frans-	Yu-	Ma-	İtal-	Le-	Ro-	Rus-	Sır-	Sair	Ame-	Mec-
		ye	nistan	sir			ri-	Afrika	ma-	na-	gil-	vus-	çi-	ga-	sa	na-	ca-	ya	his-	man-	ya	bis-	avrupa	ri-	hul
		Tur-	Af-	E-	İrak	Per-	Sy-	Autres	Al-	Al-	An-	Au-	Bel-	Bul-	France	Grè-	Hon-	Ita-	Pol-	Rou-	Rus-	Ser-	Autres	Ame-	In-
		quie	gha-	gypte		se	rie	pays	le-	ba-	gle-	tri-	gi-	ga-	ce	ce	grie	lie	ogne	man-	sie	bie	pays	Amé-	con-
			nistan					d'Afrique	ma-	nie	ter-	che	que	rie						nie		d'Eu-	ri-	nu	
								et d'Asie	gne		re											rope	que		
Kastamonu	E H	148,539	--	--	--	--	--	1	3	--	1	--	--	3	--	--	1	1	--	6	13	1	--	1	9
	K F	187,893	--	1	--	--	1	3	--	--	--	--	--	--	--	1	--	5	--	5	3	2	--	--	8
	YEKÛN-Total	336,432	--	1	--	--	1	4	3	--	1	--	--	3	--	1	1	6	--	11	16	3	--	1	17
Kayseri	E H	117,856	--	1	--	2	2	3	56	3	--	8	4	20	9	62	6	9	--	1	430	6	--	3	7
	K F	132,402	--	--	--	--	5	1	15	5	--	6	1	10	3	89	7	2	--	1	307	20	--	3	5
	YEKÛN-Total	250,258	--	1	--	2	7	4	71	8	--	14	5	30	12	151	13	11	--	2	737	26	--	6	12
Kırklareli	E H	45,800	--	--	--	3	4	7	5	11	--	2	--	4,705	--	2,886	38	--	--	68	25	1,293	4	--	9
	K F	45,136	--	--	--	--	1	2	7	8	--	2	--	4,912	--	2,837	13	--	--	30	52	1,122	1	2	4
	YEKÛN-Total	90,936	--	--	--	3	5	9	12	19	--	4	--	9,617	--	5,723	51	--	--	98	77	2,415	5	2	13
Kırşehir	E H	57,676	1	--	--	6	1	--	--	--	--	--	--	1	--	--	3	--	--	1	15	5	3	--	2
	K F	69,172	--	--	--	--	--	--	--	--	--	--	--	--	--	--	--	--	--	14	--	--	--	--	1
	YEKÛN-Total	126,848	1	--	--	6	1	--	--	--	--	--	--	1	--	--	3	--	--	15	15	5	3	--	3
Kocaeli	E H	134,442	1	--	--	63	4	14	24	17	--	6	--	2,282	1	1,274	3	1	--	281	2,402	527	4	1	19
	K F	137,884	--	1	--	29	5	4	3	4	--	2	--	2,671	1	1,174	1	1	--	259	2,657	512	1	--	25
	YEKÛN-Total	272,326	1	1	--	92	9	18	27	21	--	8	--	4,953	2	2,448	4	2	--	540	5,059	1,039	5	1	44

DEVLET İSTATİSTİK ENSTİTÜSÜ
KÜTÜPHANE VE DOKÜMANTASYON
ŞUBESİ MÜDÜRLÜĞÜ

Vilâyet itibarile icmal - Récapitulation par vilayets

Nüfusun mahali tevellüt itibarile inkisamı

Répartition de la population d'après les pays de naissance

VİLÂYETLER Vilayets	Cinsiyet Sexes	Türkiye	Ef- ganis- tan	Mı- sır	İrak	İran	Su- ri- ye	Sair Afrika Asya mem- lekeli- ri	Al- ma- nya	Ar- na- vut- luk	İn- gil- tere	A- vus- tur- ya	Bel- çika	Bul- garis- tan	Frans- sa	Yu- na- nis- tan	Ma- ca- ris- tan	İtal- ya	Le- his- tan	Ro- man- ya	Rus- ya	Sir- bis- tan	Sair avrupa mem- lekeli- ri	A- me- ri- ka	Meç- hul
		Tur- quie	Af- gha- nis- tan	E- gyp- te	İrak	Per- se	Sy- rie	Autres pays d'Afrique et d'Asie	Al- le- ma- gne	Al- ba- nie	An- gle- terre	Au- triche	Bel- gi- que	Bul- garie	France	Grèce	Hon- grie	Italie	Pol- ogne	Rou- manie	Rus- sie	Ser- bie	Autres pays d'Eu- rope	A- mé- ri- que	In- con- nu
Konya	E H	234,608	2	4	2	37	1	10	17	6	2	8	1	705	13	833	39	6	13	464	1,099	416	12	1	51
	K F	262,044	—	—	—	19	14	8	14	4	—	9	17	795	4	820	13	4	12	501	1,260	231	7	1	257
YEKÜN - Total		496,652	2	4	2	56	15	18	31	10	2	17	18	1,500	17	1,653	52	10	25	965	2,359	647	19	2	308
Kütahya	E H	138,221	7	2	—	3	—	1	28	7	—	33	11	401	1	14	29	20	4	52	43	88	170	3	103
	K F	162,646	—	—	—	—	—	2	15	2	—	6	—	262	—	8	7	—	—	21	19	46	100	1	50
YEKÜN - Total		300,867	7	2	—	3	—	3	43	9	—	39	11	663	1	22	36	20	4	73	62	134	270	4	153
Malatya	E H	144,501	—	—	—	1	—	—	3	—	—	1	—	8	—	—	3	—	—	2	63	4	6	—	35
	K F	162,160	—	—	—	—	—	—	—	—	—	—	—	2	—	—	—	—	—	—	48	—	—	—	45
YEKÜN - Total		306,661	—	—	—	1	—	—	3	—	—	1	—	10	—	—	3	—	—	2	111	4	6	—	80
Manisa	E H	179,774	3	2	1	63	2	26	8	11	—	3	—	1,171	1	797	10	2	—	94	162	888	6	—	20
	K F	188,202	—	2	—	9	4	18	1	2	—	2	—	967	1	719	2	5	—	47	178	803	1	—	6
YEKÜN - Total		367,976	3	4	1	72	6	44	9	13	—	5	—	2,138	2	1,516	12	7	—	141	340	1,691	7	—	26
Maraş	E H	93,100	—	—	—	5	7	2	6	—	—	5	—	40	—	90	10	3	—	3	157	3	1	2	9
	K F	93,223	—	2	—	1	3	—	—	—	—	—	—	8	—	34	—	4	—	—	132	—	1	—	4
YEKÜN - Total		186,323	—	2	—	6	10	2	6	—	—	5	—	48	—	124	10	7	—	3	289	3	2	2	13

KADRO
CADRE VI

Vilâyet itibarile icmal - Récapitulation par vilayets
Nüfusun mahali tevellüt itibarile inkisamı
Répartition de la population d'après les pays de naissance

VİLÂYETLER Vilayets	Cinsli- yet Sexes	Türki-ye	Ei-ga-nis-tan	Mi-sir	Irak	Iran	Su-ri-ye	Sair Afrika Asya memleketleri	Al-ma-nya	Ar-na-vut-luk	in-gil-tere	A-vus-tur-ya	Bel-çika	Bul-gar-is-tan	Frans-a	Yu-na-nis-tan	Ma-ca-ris-tan	Ital-ya	Le-his-tan	Rom-an-ya	Rus-ya	Sir-bis-tan	Sair avrupa memleketleri	A-me-rika	Mec-hul
		Tur-que	Af-gha-nis-tan	E-gyp-te	Irak	Per-se	Sy-rie	Autres pays d'Afrique et d'Asie	Al-le-ma-gne	Al-ba-nie	An-gle-terre	Au-tri-che	Bel-gi-que	Bul-garie	France	Grèce	Hon-grie	Italie	Po-lo-gne	Rou-manie	Rus-sie	Ser-bie	Autres pays d'Europe	A-mé-rique	In-con-nu
Mardin	E H	89,109	—	—	9	—	4	1	—	—	—	—	—	4	8	2	—	1	—	—	5	1	2	—	12
	K F	91,277	—	—	—	1	6	—	—	—	—	—	—	2	—	—	—	—	—	—	3	5	—	1	3
	YEKÛN-Total	180,386	—	—	9	1	10	1	—	—	—	—	—	6	8	2	—	1	—	—	8	6	2	1	15
Mersin	E H	58,390	62	21	2	74	136	542	12	2	11	3	1	17	7	171	5	40	1	2	55	22	6	4	111
	K F	58,532	8	7	7	12	111	389	3	—	1	1	—	5	4	174	1	18	—	5	43	17	2	3	67
	YEKÛN-Total	116,922	70	28	9	86	247	931	15	2	12	4	1	22	11	345	6	58	1	7	98	39	8	7	178
Muğla	E H	78,911	—	77	1	6	1	238	33	5	34	5	—	30	—	306	21	140	—	4	7	50	34	—	18
	K F	94,782	—	8	—	3	3	97	1	2	—	1	1	15	2	328	7	129	—	—	21	35	26	—	8
	YEKÛN-Total	173,693	—	85	1	9	4	335	34	7	34	6	1	45	2	634	28	269	—	4	28	85	60	—	26
Niğde	E H	76,352	1	—	—	4	—	3	—	1	—	2	—	393	—	1,227	—	—	—	—	39	27	4	1	56
	K F	87,044	—	1	—	1	—	3	—	—	1	—	—	255	—	508	—	—	—	1	37	11	1	1	72
	YEKÛN-Total	163,396	1	1	—	5	—	6	—	1	1	2	—	658	—	1,735	—	—	—	1	76	38	5	2	128
Ordu	E H	89,901	—	—	—	1	2	1	1	—	1	1	—	1	1	31	2	1	—	—	387	—	—	—	5
	K F	111,456	—	—	—	—	—	2	1	—	—	1	—	—	—	23	2	2	—	—	524	—	—	—	7
	YEKÛN-Total	201,357	—	—	—	1	2	3	2	—	1	2	—	1	1	54	4	3	—	—	911	—	—	—	12

KADRO
CADRE VI

Vilâyet itibarile icmal - Récapitulation par vilayets

Nüfusun mahali tevellüt itibarile inkisamı

Répartition de la population d'après les pays de naissance

VİLÂYETLER Vilayets	Cinsiyet Sexes	Türkiye	Efganistan	Mısır	Irak	İran	Suriye	Sair Afrika Asya memleketleri	Almanya	Arnavutluk	İngiltere	Avusturya	Belçika	Bulgaristan	Fransa	Yunanistan	Macaristan	İtalya	Lehistan	Romanya	Rusya	Sırbistan	Sair Avrupa memleketleri	Amerika	Meçhul
		Turquie	Afganistan	Egypte	Irak	Perse	Syrie	Autres pays d'Afrique et d'Asie	Allemagne	Albanie	Angleterre	Austriche	Belgique	Bulgarie	France	Grèce	Hongrie	Italie	Pologne	Roumanie	Russie	Serbie	Autres pays d'Europe	Amérique	Inconnu
Rize	E H	72,335	—	—	—	—	—	2	—	—	2	—	—	2	—	1	—	—	—	2	26	—	—	—	1
	K F	99,224	—	2	—	—	—	—	—	—	—	1	—	—	—	—	1	—	—	3	54	—	—	—	1
	YEKÛN-Total	171,559	—	2	—	—	—	2	—	—	2	1	—	2	—	1	1	—	—	5	80	—	—	—	2
Samsun	E H	129,654	2	3	—	153	13	6	12	4	1	12	—	61	1	626	33	19	—	15	1,081	59	12	4	23
	K F	140,315	—	1	—	134	17	5	12	3	—	3	—	18	1	624	6	7	—	7	1,061	18	2	—	37
	YEKÛN-Total	269,969	2	4	—	287	30	11	24	7	1	15	—	79	2	1,250	39	26	—	22	2,142	77	14	4	60
Siirt	E H	50,240	—	—	—	3	2	—	—	—	—	—	—	9	—	—	—	—	—	24	23	—	—	—	52
	K F	52,051	—	—	—	—	—	—	—	—	—	—	—	4	—	1	—	—	—	—	7	—	—	—	17
	YEKÛN-Total	102,291	—	—	—	3	2	—	—	—	—	—	—	13	—	1	—	—	—	24	30	—	—	—	69
Sinop	E H	77,999	1	—	—	—	—	—	12	—	—	1	—	1	—	5	—	4	—	—	158	3	1	—	1
	K F	91,628	—	—	—	—	1	1	—	—	—	—	2	4	1	9	—	—	—	—	118	2	1	—	12
	YEKÛN-Total	169,627	1	—	—	—	1	1	12	—	—	1	2	5	1	14	—	4	—	—	276	5	2	—	13
Sivas	E H	152,970	—	—	1	3	2	—	1	—	—	—	3	5	7	130	—	2	2	2	308	323	1	—	81
	K F	174,881	—	—	—	2	—	—	—	—	—	—	—	4	—	79	—	—	—	3	434	137	11	—	159
	YEKÛN-Total	327,851	—	—	1	5	2	—	1	—	—	—	3	9	7	209	—	2	2	5	742	460	12	—	240

KADRO VI
CADRE

Vilâyet itibarile icmal - Récapitulation par vilayets

Nüfusun mahali tevellüt itibarile inkişâmı

Répartition de la population d'après les pays de naissance

VİLÂYETLER Vilayets	Cinsiyet Sexes	Türkiye	Efganistan	Mısır	Irak	İran	Suriye	Sair Afrika Asya memleketleri	Almanya	Arnavutluk	İngiltere	Austurya	Belçika	Bulgaristan	Fransa	Yunanistan	Macaristan	İtalya	Lehistan	Romanya	Rusya	Sırbistan	Sair avrupa memleketleri	Amerika	Mecul
		Turquie	Afghanistan	Egypte	Irak	Persie	Syrie	Autres pays l'Afrique et d'Asie	Allemagne	Albanie	Angleterre	Autriche	Belgique	Bulgarie	France	Grèce	Hongrie	Italie	Pologne	Roumanie	Russie	Serbie	Autres pays d'Europe	Amerique	Inconnu
Şebinkarahisar	E	49,180	—	—	—	96	—	—	—	—	—	—	—	—	—	412	1	—	—	1	8	2	—	—	18
	H	—	—	—	—	—	—	—	—	—	—	—	—	—	—	—	—	—	—	—	—	—	—	—	—
	K	58,707	—	—	—	40	—	—	—	—	—	—	—	—	—	258	1	—	—	—	5	2	—	—	4
YEKÛN-Total		107,887	—	—	—	136	—	—	—	—	—	—	—	—	670	2	—	—	—	1	13	4	—	—	22
Tekirdağ	E	58,741	—	—	—	1	1	—	8	21	—	8	—	3,674	—	2,518	13	1	—	183	69	314	2	—	11
	H	—	—	—	—	—	—	—	—	—	—	—	—	—	—	—	—	—	—	—	—	—	—	—	—
	K	59,123	—	—	—	—	—	—	3	8	—	6	—	3,920	—	2,332	3	—	1	167	35	267	2	1	13
YEKÛN-Total		117,864	—	—	—	1	1	—	11	29	—	14	—	7,594	—	4,850	16	1	1	350	104	581	4	1	24
Tokat	E	122,147	—	—	—	24	—	1	4	16	—	3	1	70	6	511	9	8	—	1	1,107	403	—	—	105
	H	—	—	—	—	—	—	—	—	—	—	—	—	—	—	—	—	—	—	—	—	—	—	—	—
	K	136,324	—	—	—	13	—	3	2	—	—	1	6	28	4	436	1	1	—	10	1,191	582	—	1	44
YEKÛN-Total		258,471	—	—	—	37	—	4	6	16	—	4	7	98	10	947	10	9	—	11	2,298	985	—	1	149
Trabzon	E	130,684	—	—	—	85	—	—	4	—	1	2	—	3	3	8	—	3	—	1	115	—	3	—	14
	H	—	—	—	—	—	—	—	—	—	—	—	—	—	—	—	—	—	—	—	—	—	—	—	—
	K	159,226	—	—	—	18	—	—	1	1	1	—	—	4	2	4	—	1	—	—	108	2	2	—	7
YEKÛN-Total		289,910	—	—	—	103	—	—	5	1	2	2	—	7	5	12	—	4	—	1	223	2	5	—	21
Urfa	E	97,702	—	—	—	1	9	1	—	—	—	—	—	1	—	—	1	—	—	—	—	—	—	—	6
	H	—	—	—	—	—	—	—	—	—	—	—	—	—	—	—	—	—	—	—	—	—	—	—	—
	K	99,126	—	—	—	—	9	2	—	—	—	—	—	1	—	—	—	1	—	—	2	—	—	—	2
YEKÛN-Total		196,828	—	—	—	1	18	3	—	—	—	—	—	2	—	—	1	1	—	—	6	—	—	—	8

KADRO VI
CADRE

Vilâyet itibarile icmal - Récapitulation par vilayets
Nüfusun mahali tevellüt itibarile inkişası
Répartition de la population d'après les pays de naissance

VİLÂYETLER Vilayets	Cins- yet Sexes	Türki-ye	Ei-ga-nis-tan	Mı-sır	Irak	Iran	Su-ri-ye	Sair Afrika Asya memleketleri	Al-ma-nya	Ar-na-vu-luk	In-gil-tere	A-vus-tur-ya	Bel-çika	Bul-ga-ris-tan	Frans	Yu-na-nis-tan	Ma-ca-ris-tan	Ital-ya	Le-his-tan	Ro-man-ya	Rus-ya	Sır-bis-tan	Sair avrupa memleketleri	A-me-ri-ka
		Tur-que	Af-gha-nis-tan	E-gypte	Irak	Per-se	Sy-rie	Autres pays d'Afrique et d'Asie	Al-le-ma-gne	Al-ba-nie	An-gle-terre	Aut-riche	Bel-gi-que	Bul-ga-rie	Frans	Grè-ce	Hon-grie	Ita-lie	Pol-o-gne	Rou-manie	Rus-sie	Ser-bie	Autres pays d'Europe	A-mé-rique
Van	E	36,771	—	3	4	1,466	1	—	—	—	—	—	—	—	1	—	—	—	—	—	1,276	1	—	—
	H	—	—	—	—	—	—	—	—	—	—	—	—	—	—	—	—	—	—	—	—	—	—	—
Yozgat	K	33,099	—	—	8	1,229	—	—	—	—	—	—	—	—	1	—	—	—	—	—	1,458	—	—	—
	F	—	—	—	—	—	—	—	—	—	—	—	—	—	—	—	—	—	—	—	—	—	—	—
Zongul-dak	E	69,870	—	3	12	2,695	1	—	—	—	—	—	—	—	2	—	—	—	—	—	2,734	1	—	—
	H	—	—	—	—	—	—	—	—	—	—	—	—	—	—	—	—	—	—	—	—	—	—	—
Umumi yekûn Total général	K	97,208	—	—	—	1	2	12	3	—	1	2	—	61	—	69	6	1	2	13	453	221	—	3
	F	110,463	—	—	—	1	3	1	—	—	—	—	—	49	—	80	—	—	—	28	504	271	—	—
Yozgat	E	207,671	—	—	—	2	5	13	3	—	1	2	—	110	—	149	6	1	2	41	957	492	—	3
	H	—	—	—	—	—	—	—	—	—	—	—	—	—	—	—	—	—	—	—	—	—	—	—
Zongul-dak	K	127,061	—	—	—	5	—	6	9	2	—	11	3	33	22	33	24	87	2	8	20	11	16	—
	F	141,295	—	—	—	1	1	1	5	1	—	8	1	14	22	61	6	81	1	6	19	3	7	—
Umumi yekûn Total général	E	268,356	—	—	—	6	1	7	14	3	—	19	4	47	44	94	30	168	3	14	39	14	23	—
	H	—	—	—	—	—	—	—	—	—	—	—	—	—	—	—	—	—	—	—	—	—	—	—
Umumi yekûn Total général	K	6,325,601	285	496	101	7,117	860	1,992	1,234	1,539	553	678	113	50,841	891	38,947	1,253	1,569	275	9,550	93,095	12,992	1,615	279
	F	6,863,913	88	310	84	3,079	738	1,411	772	706	365	583	112	50,322	798	36,488	650	1,060	163	6,781	88,769	10,758	1,266	242
Umumi yekûn Total général	E	13,189,514	373	806	185	10,196	1,598	3,403	2,006	2,245	918	1,261	225	101,163	1,689	75,435	1,903	2,629	438	19,331	181,864	23,750	2,881	521
	F	—	—	—	—	—	—	—	—	—	—	—	—	—	—	—	—	—	—	—	—	—	—	—

MUFASSAL NETİCELER

RÉSULTATS DÉTAILLÉS


3

KAZA VE VİLÂYET İTİBARİLE MUFASSAL TABLolar

TABLEAUX DÉTAILLÉS PAR CAZAS ET VILAYETS

Not : Merkez Nüfusları on bini geçmeyen kaza ve vilâyetler köylerle birlikte tasnif edilmiştir.

N. B. *Les cazas et vilayets dont la population totale des chefs-lieux ne dépasse pas dix mille sont dépouillés avec leurs villages.*



Kadro I

CADRE

NÜFUSUN HALİMEDENİ, YAŞ GRUPLARI VE TAHSİL İTİBARİLE İNKISAMI

*RÉPARTITION DE LA POPULATION D'APRÈS L'ÉTAT CIVIL,
LES GROUPES D'AGES ET L'INSTRUCTION*

A. — MARMARA VE ADALAR DENİZİ SAHİL VİLİYETLERİ

VILAYETS DES CÔTES DES MERS DE MARMARA ET D'EGÉE

Aydın	<i>Aydın</i>	İzmir	<i>Smyrne</i>
Balıkesir	<i>Balıkesir</i>	Manisa	<i>Manissa</i>
Bursa	<i>Brousse</i>	Muğla	<i>Mougla</i>
Çanakkale	<i>Tchanaqqalé</i>		

KADRO I
CADRE

Nüfusun halimedeni, yaş grupları ve tahsil itibarı ile inkısamı
Répartition de la population d'après l'état civil, les groupes d'âges et l'instruction
VİLÂYET : AYDIN

KAZALAR Cazas	Cinsiyet Sexes	Nüfusu mevcudünde Population présente	HALİMEDENİ Etat civil					YAŞ GRUPLARI — Groupes d'âges											Okumak bilen ve bilmeyen Sachant lire	
			Bekâr Célibataires	Evli Mariés	Dul Veufs	Boş Divorcés	Meçhul Inconnu	1 Yaşından küçük Moins de 1 an	1 ve 2	3-6	7-12	13-19	20-45	46-60	61-70	71 ve üstü	Yaşı meçhul Age inconnu	Bilen Oui	Bilmeyen Non	
Aydın	Şehir Ville	E H K F	6,032	3,323	2,568	102	37	2	183	276	420	517	1,208	2,289	725	315	98	1	2,682	3,350
		K F	5,946	2,146	2,404	1,183	211	2	179	286	372	441	896	2,562	758	329	119	4	805	5,141
	Köyler Villages	E H K F	27,533	15,885	11,142	316	185	5	1,624	1,989	2,458	2,883	5,450	8,943	2,623	1,181	357	20	3,005	24,528
		K F	31,222	12,848	11,868	5,951	549	6	1,265	1,850	2,314	2,428	5,285	12,047	3,958	1,362	672	41	400	30,822
Yekûn Total	E H K F	33,565	19,208	13,710	418	222	7	1,807	2,265	2,878	3,405	6,658	11,232	3,348	1,496	455	21	5,687	27,878	
	K F	37,168	14,994	14,272	7,134	760	8	1,444	2,136	2,686	2,869	6,181	14,609	4,716	1,691	791	45	1,205	35,963	
Bozdağın	Şehir Ville	E H K F	12,254	6,996	5,102	123	29	4	600	996	1,192	1,231	2,504	3,947	1,147	502	114	21	1,790	10,464
		K F	14,931	5,815	5,724	3,147	233	12	536	888	1,099	1,104	2,482	6,060	1,876	581	282	23	185	14,746
Eşme	Şehir Ville	E H K F	12,556	7,568	4,852	109	20	7	726	1,069	1,189	1,343	2,482	3,994	1,159	435	150	9	981	11,575
		K F	15,561	7,120	5,453	2,851	127	10	563	1,047	1,180	1,272	2,633	6,033	1,946	548	322	17	110	15,451
Karacasu	Şehir Ville	E H K F	5,030	2,709	2,140	148	32	1	294	407	437	480	872	1,712	586	197	42	3	680	4,350
		K F	6,490	2,138	2,561	1,637	152	2	271	381	471	415	957	2,789	858	229	117	2	82	6,408
Nazilli	Şehir Ville	E H K F	23,155	12,752	9,925	366	103	9	1,066	1,567	2,196	2,150	4,647	8,189	2,240	814	265	21	3,569	19,586
		K F	26,717	10,166	10,466	5,524	543	18	982	1,562	2,282	1,867	4,241	11,080	3,261	944	467	31	621	26,096
Söke	Şehir Ville	E H K F	5,462	2,959	2,347	115	34	7	191	254	381	484	821	2,384	634	232	80	1	404	5,058
		K F	4,928	2,123	1,872	865	67	1	161	262	379	495	766	1,957	568	221	115	4	46	4,882
	Köyler Villages	E H K F	7,291	4,363	2,744	160	21	3	418	524	598	824	1,547	2,474	616	198	90	2	97	7,194
		K F	7,433	3,346	2,845	1,190	50	2	354	448	527	625	1,282	3,091	756	238	106	6	31	7,402
Yekûn Total	Şehir Ville	E H K F	12,753	7,322	5,091	275	55	10	609	778	979	1,308	2,368	4,858	1,250	430	170	3	501	12,252
		K F	12,361	5,469	4,717	2,055	117	3	515	710	906	1,120	2,048	5,048	1,324	459	221	10	77	12,284

KADRO I
CADRE

Nüfusun halimedeni, yaş grupları ve tahsil itibarıyla inkısamı
Répartition de la population d'après l'état civil, les groupes d'âges et l'instruction
VİLAYET : AYDIN (Mabat - Suite)

KAZALAR Cazas	Cinsiyet Sexes	Nüfusu mevcude Population présente	HALİMEDENİ Etat civil						YAŞ GRUPLARI — Groupes d'âges										Okumak bilen ve bilmeyen Sachant lire	
			Bekâr Célibataires	Evli Mariés	Dul Veufs	Boş Divorcés	Mec-hul Inconnus	1 Yaşından küçük Moins de 1 an	1 ^{ve} et 2	3-6	7-12	13-19	20-45	46-60	61-70	71 ^{ve} et +	yaşı meç-hul Age inconnu	Bilen Oui	Bilme-yen Non	
YEKÜN Total	E	99,313	56,555	40,820	1,439	461	38	5,102	7,082	8,871	9,917	19,531	33,932	9,730	3,874	1,196	78	13,208	86,105	
	H K F	113,228	45,702	43,193	22,348	1,932	53	4,311	6,724	8,624	8,647	18,542	45,619	13,981	4,452	2,200	128	2,280	110,948	
Umumî yekün Total général		212,541	102,257	84,013	23,787	2,393	91	9,413	13,806	17,495	18,564	38,073	79,551	23,711	8,326	3,396	206	15,488	197,053	

VİLAYET : BALIKESİR

Balıkesir	Şehir Ville	E	14,270	7,453	6,523	235	57	2	429	729	1,091	1,062	1,804	7,057	1,318	523	241	16	5,051	9,219
		H K F	11,470	4,624	4,709	1,977	156	4	347	657	1,060	964	1,646	4,438	1,492	539	281	16	1,646	9,824
	Köyler Villages	E	51,621	29,235	21,468	758	138	22	2,589	4,992	6,242	5,402	9,108	16,129	4,424	2,071	629	35	3,482	48,139
		H K F	58,112	24,667	23,763	9,122	551	9	2,192	4,359	5,880	4,880	8,461	22,299	6,964	2,064	957	56	224	57,888
Yekün Total	E	65,891	36,688	27,991	993	195	24	3,018	5,721	7,333	6,464	10,912	23,185	5,742	2,594	870	51	8,533	57,358	
	H K F	69,582	29,291	28,472	11,099	707	13	2,539	5,016	6,940	5,844	10,107	26,737	8,456	2,633	1,238	72	1,870	67,712	
Ayvalık	Şehir Ville	E	6,992	3,870	2,912	187	17	6	142	307	578	849	977	2,591	995	381	158	6	2,152	4,840
		H K F	6,557	2,693	2,707	1,104	52	1	157	356	477	734	997	2,605	783	288	155	5	806	5,751
	Köyler Villages	E	1,661	950	654	52	5	—	39	77	153	232	228	526	259	111	35	1	306	1,355
		H K F	1,663	733	672	250	8	—	29	89	123	188	291	632	200	83	28	—	34	1,629
Yekün Total	E	8,653	4,820	3,566	239	22	6	181	384	731	1,081	1,205	3,117	1,254	500	193	7	2,458	6,195	
	H K F	8,220	3,426	3,379	1,354	60	1	186	445	600	922	1,268	3,237	983	371	183	8	840	7,380	
Balya	Şehir Ville	E	16,096	8,996	6,786	262	42	10	881	1,312	1,662	1,351	3,271	5,520	1,416	513	163	7	1,504	14,592
		H K F	15,412	6,746	6,248	2,302	111	5	729	1,135	1,571	1,297	2,386	5,744	1,793	511	237	9	227	15,185

KADRO I
CADRE

Nüfusun halîmedeni, yaş grupları ve tahsil itibarı ile inkısaatı
Répartition de la population d'après l'état civil, les groupés d'âges et l'instruction
VİLÂYET : **BALIKESİR** (Mabat - Suite)

KAZALAR Cazas	Cinsi- yet Sexes	Nüfus mevcu- de Population présente	HALİMEDENİ Etat civil					YAŞ GRUPLARI — Groupes d'âges										Okumak bilen ve bilmeyen Sachant lire		
			Bekâr Céli- ba- taïres	Evli Ma- riés	Dul Veufs	Boş Di- vor- cés	Mec- hul Incon- nu	1 Ya- şın- dan küçük Motas de 1 an	1 ve et 2	3-6	7-12	13-19	20-45	46-60	61-70	71 ve et +	Yaş meç- hul Age incom- nu	Bilen Oui	Bilme- yen Non	
Ban- dırma	Şehir Ville	E H K F	5,746	2,839	2,830	58	18	1	185	296	432	451	725	2,653	658	261	84	1	1,845	3,901
		K F	5,381	2,206	2,162	939	71	3	197	300	465	470	801	2,076	680	244	133	5	833	4,548
	Köyler Villages	E H K F	24,473	14,032	9,935	417	74	15	1,134	1,552	2,860	2,558	4,305	8,126	2,523	1,004	378	33	2,830	21,583
		K F	26,172	11,432	10,240	4,225	253	22	1,160	1,507	2,740	2,358	4,076	9,855	2,882	1,027	525	42	391	25,781
Yekân Total	E H K F	30,219	16,871	12,765	475	92	16	1,319	1,848	3,292	3,009	5,030	10,779	3,181	1,265	462	34	4,735	25,484	
	K F	31,553	13,638	12,402	5,164	324	25	1,357	1,807	3,205	2,828	4,877	11,931	3,572	1,271	658	47	1,224	30,329	
Burhaniye	Şehir Ville	E H K F	11,524	6,024	5,181	268	40	11	389	683	1,118	1,073	1,994	4,057	1,329	646	225	10	2,071	9,453
		K F	11,862	4,468	5,158	2,158	132	6	308	650	1,108	939	1,930	4,494	1,632	471	317	13	471	11,391
Dursunbey	Şehir Ville	E H K F	7,671	4,389	3,179	86	16	1	498	808	874	825	1,390	2,240	676	267	92	1	273	7,398
		K F	9,209	4,060	3,486	1,532	126	5	446	694	843	785	1,263	3,572	1,099	330	162	14	10	9,199
Edre- mit	Şehir Ville	E H K F	7,004	3,206	3,628	121	44	5	138	248	427	438	776	3,938	676	293	67	3	1,918	5,086
		K F	5,157	1,913	2,252	884	105	3	159	269	435	434	724	2,069	699	235	118	5	730	4,427
	Köyler Villages	E H K F	13,428	7,096	5,976	303	46	7	511	1,065	1,395	1,147	2,351	4,509	1,539	684	221	6	2,101	11,327
		K F	14,084	5,427	6,196	2,286	174	1	379	885	1,325	1,173	2,181	5,399	1,875	513	340	14	454	13,630
Yekân Total	E H K F	20,432	10,302	9,604	424	90	12	649	1,313	1,822	1,585	3,127	8,447	2,215	977	288	9	4,019	16,413	
	K F	19,241	7,340	8,448	3,170	279	4	548	1,154	1,760	1,607	2,905	7,488	2,574	748	458	19	1,184	18,057	
Gönet	Şehir Ville	E H K F	20,246	11,509	8,346	337	49	5	936	1,524	2,455	2,066	3,754	6,315	1,953	810	414	19	2,616	17,628
		K F	22,427	9,407	9,087	3,719	211	3	884	1,478	2,237	1,926	3,405	8,279	2,621	926	648	23	501	21,926
Sındırğa	Şehir Ville	E H K F	13,572	7,658	5,714	198	18	4	708	1,367	1,519	1,372	2,352	4,468	1,132	501	146	7	1,069	12,503
		K F	16,148	6,813	6,359	2,756	216	4	571	1,195	1,491	1,304	2,326	6,488	1,927	602	236	8	104	16,044

Nüfusun halimedeni yaş grupları ve tahsil itibarile inkısamı
Répartition de la population d'après l'état civil, les groupes d'âges et l'instruction

KADRO I
CADRE

VİLÂYET : **BALIKESİR** (Mabat - Suite)

KAZALAR Casas	Cinsiyet Sexes	Nüfusu mevcude Population présente	HALİMEDENİ Etat civil					YAŞ GRUPLARI — Groupes d'âges											Okumak bilen ve bilmeyen Sachant lire	
			Bekâr Célibataires	Evli Mariés	Dul Veufs	Boş Divorcés	Meçhul Inconnu	1 Yaşından küçük Moins de 1 an	1ve2	3-6	7-12	13-19	20-45	46-60	61-70	71ve+	yaşı meçhul Age incertain	Bilen Oui	Bilmeyen Non	
Susurluk	E H K F	11,916	6,481	5,265	138	30	2	461	854	1,188	1,073	1,873	4,854	1,020	404	185	4	919	10,997	
	E H K F	11,192	4,672	4,714	1,695	100	11	437	749	1,158	919	1,635	4,434	1,247	411	192	10	154	11,038	
YEKÜN Total	E H K F	208,220	113,718	88,397	3,420	594	91	9,040	15,814	21,994	19,899	34,903	72,983	19,918	8,477	3,038	149	28,199	173,021	
	E H K F	214,846	89,801	87,753	34,949	2,266	77	8,005	14,323	20,913	18,372	32,122	82,384	25,904	8,274	4,329	220	6,585	208,261	
Umumî yekün Total général		421,066	203,519	176,150	33,369	2,860	168	17,045	30,137	42,907	38,271	67,030	155,367	45,822	16,751	7,367	369	34,784	386,282	

VİLÂYET : **BURSA**

Bursa	Şehir Ville	E H K F	30,557	15,845	13,922	601	164	25	972	1,573	2,414	2,463	4,656	12,647	3,832	1,498	479	23	6,302	24,255
		E H K F	31,133	11,731	12,379	6,375	621	27	899	1,524	2,347	2,339	4,295	12,675	4,387	1,672	967	28	1,272	29,861
	Köyler Villages	E H K F	31,431	16,708	14,057	571	80	15	1,717	2,200	3,288	2,920	5,513	10,729	3,229	1,402	410	23	700	30,731
		E H K F	34,130	12,877	14,808	6,155	279	11	1,559	2,031	3,124	2,523	4,968	13,583	4,146	1,446	738	37	49	34,081
Yekün Total	E H K F	61,988	32,553	27,979	1,172	244	40	2,689	3,773	5,702	5,383	10,169	23,376	7,061	2,900	889	46	7,002	54,986	
	E H K F	65,263	24,608	27,187	12,530	900	38	2,458	3,525	5,471	4,862	9,263	26,263	8,533	3,118	1,705	65	1,321	63,942	
Gemlik	Şehir Ville	E H K F	9,246	5,157	3,871	177	33	8	429	772	902	904	1,456	3,208	971	449	147	8	1,259	7,987
		E H K F	9,768	4,009	3,993	1,689	74	3	409	674	849	914	1,431	3,686	1,158	441	198	8	234	9,534
İnegöl	Şehir Ville	E H K F	5,601	2,945	2,534	108	13	1	259	348	550	550	816	1,906	738	333	98	3	382	5,219
		E H K F	6,281	2,504	2,633	1,074	70	—	263	379	508	581	808	2,490	812	305	127	8	135	6,146
	Köyler Villages	E H K F	22,184	11,865	9,936	322	56	5	1,177	1,730	2,372	2,298	4,027	7,075	2,058	1,046	376	27	424	21,760
		E H K F	25,095	9,503	10,882	4,438	259	13	1,044	1,604	2,257	2,062	3,554	9,923	3,019	1,083	511	38	60	25,035
Yekün Total	Şehir Ville	E H K F	27,785	14,810	12,470	430	69	6	1,436	2,078	2,922	2,848	4,843	8,979	2,796	1,379	474	30	806	26,979
		E H K F	31,376	12,007	13,515	5,512	329	13	1,307	1,983	2,765	2,643	4,362	12,413	3,831	1,388	638	46	195	31,181

Nüfusun halimedeni, yaş grupları ve tahsil itibarı ile inkişami
Répartition de la population d'après l'état civil, les groupes d'âges et l'instruction
VİLÂYET : **BURSA** (Mabat - Suite)

KADRO I
CADRE

KAZALAR Cazas	Cinsiyet Sexes	Nüfusu mevcude Population présente	HALİMEDENİ Etat civil					YAŞ GRUPLARI — Groupes d'âges										Okumak bilen ve bilmeyen Sachant lire	
			Bekâr Célibataires	Evli Mariés	Dul Veufs	Boş Divorcés	Mec-hul Inconnus	1 Yaşından küçük Moins de 1 an	1 ^{ve} et 2	3-6	7-12	13-19	20-45	45-60	61-70	71 ^{ve} et +	yaşı me-c-hul Age inconnu	Bilen Oui	Bilme-yen Non
Karacabey	E H K F	14,648	8,118	6,181	293	48	3	644	1,011	1,390	1,389	2,643	5,198	1,531	637	200	5	358	14,290
	K F	15,098	6,276	6,142	2,523	152	5	615	993	1,387	1,312	2,195	6,049	1,671	611	261	4	10	15,088
Mustafa Kemal Paşa	Şehir Vile E H K F	6,207	3,258	2,837	83	29	—	285	458	611	551	922	2,210	756	308	103	3	358	5,849
	K F	6,865	2,543	2,957	1,257	106	2	235	384	636	469	915	2,815	913	311	184	3	21	6,844
Mustafa Kemal Paşa	Şöyler Villages E H K F	18,864	10,453	8,064	278	64	5	1,082	1,755	2,362	1,706	3,149	6,298	1,526	714	259	13	314	18,550
	K F	21,307	8,937	8,622	3,472	266	10	1,035	1,601	2,227	1,499	3,024	8,399	2,293	865	350	14	23	21,284
Yekün Total	E H K F	25,071	13,711	10,901	361	93	5	1,367	2,213	2,973	2,257	4,071	8,508	2,282	1,022	362	16	672	24,399
	K F	28,172	11,480	11,579	4,729	372	12	1,270	1,985	2,863	1,968	3,939	11,214	3,206	1,176	534	17	44	28,128
Mudanya	E H K F	7,296	3,518	3,603	145	28	2	268	356	665	570	863	3,444	704	301	120	5	411	6,885
	K F	6,570	2,545	2,770	1,188	65	2	249	361	604	565	875	2,651	784	291	180	10	107	6,463
Orhaneli	E H K F	18,164	9,823	8,044	243	45	9	1,043	1,338	2,136	2,093	3,448	5,495	1,649	726	212	24	255	17,909
	K F	22,140	8,591	9,012	4,254	263	20	901	1,199	2,079	1,876	3,221	8,769	2,867	824	368	36	8	22,132
Orhangazi	E H K F	8,046	4,386	3,457	179	24	—	464	568	711	921	1,331	2,651	912	356	122	10	114	7,932
	K F	8,280	3,287	3,561	1,359	70	3	411	518	732	806	1,121	3,265	923	326	165	13	9	8,271
Yenişehir	E H K F	20,486	11,002	9,207	232	35	10	1,448	1,380	2,075	2,251	3,441	6,741	1,887	936	310	17	274	20,212
	K F	22,198	8,295	9,911	3,744	229	19	1,285	1,149	1,901	1,934	3,116	8,982	2,372	994	443	22	16	22,182
YEKÜN Total	E H K F	192,730	103,078	85,713	3,237	619	83	9,788	13,489	19,476	18,616	32,265	67,600	19,793	8,706	2,836	161	11,151	181,579
	K F	208,865	81,098	87,670	37,528	2,454	115	8,905	12,387	18,651	16,880	29,523	83,292	25,345	9,169	4,492	221	1,944	206,921
Umumi yekün Total général		401,595	184,176	173,383	40,765	3,073	198	18,693	25,876	38,127	35,496	61,788	150,892	45,138	17,875	7,328	382	13,095	388,500

KADRO I
CADRE

Nüfusun halimedeni, yaş grupları ve tahsil itibarıyla inkısamı
Répartition de la population d'après l'état civil, les groupes d'âges et l'instruction
VİLAYET : ÇANAKKALE

KAZALAR Cazas	Cinsiyet Sexes	Nüfusa mevcu- de Population présente	HALİMEDENİ Etat civil					YAŞ GRUPLARI — Groupes d'âges										Okumak bilen ve bilmeyen Sachant lire	
			Bekâr Céli- ba- taires	Evli Mar- riés	Dul Veufs	Boş Di- vor- cés	Mec- hal Iacon- nu	1 Ya- şın- dan küçük Moins de 1 an	1 ^{ve} et 2	3-6	7-12	13-19	20-45	46-60	61-70	71 ^{ve} et +	yaşı mev- hul Age incon- nu	Bilen Oui	Bilme- yen Non
Çanakkale	E	9,691	4,744	4,755	148	37	7	423	583	902	770	1,327	3,974	1,050	506	152	4	2,564	7,127
	K	9,065	3,723	3,978	1,239	124	1	336	538	904	740	1,287	3,492	1,129	441	196	2	960	8,105
Bayramiç	E	11,671	6,088	5,388	151	40	4	617	1,012	1,385	1,108	1,775	3,862	1,190	544	175	3	1,218	10,453
	K	13,258	5,288	5,679	2,090	200	1	570	876	1,357	1,116	1,693	5,005	1,673	611	355	2	365	12,893
Biga	E	29,807	16,700	12,592	403	100	12	1,305	2,755	3,706	3,227	5,151	9,417	2,585	1,190	449	22	3,076	26,731
	K	33,084	13,993	13,822	4,920	342	7	1,248	2,403	3,534	3,069	4,793	12,511	3,490	1,290	714	32	810	32,274
Bozcaada	E	762	364	362	34	2	—	9	37	58	101	100	166	182	74	35	—	240	522
	K	870	350	355	161	4	—	21	28	50	90	95	283	180	78	45	—	174	696
Eceabat	E	2,940	1,452	1,412	46	28	2	84	182	298	258	459	1,033	387	179	60	—	841	2,099
	K	2,917	1,051	1,394	425	47	—	97	198	248	228	398	1,076	402	184	85	1	328	2,589
Ezine	E	14,298	7,336	6,715	216	30	1	606	949	1,404	1,212	2,235	5,399	1,474	780	233	6	2,326	11,972
	K	14,563	5,637	6,142	2,617	166	1	477	827	1,277	1,136	2,037	5,403	2,015	758	622	11	685	13,878
Gelibolu	E	6,668	3,623	2,876	139	29	1	337	432	754	709	1,006	2,163	804	340	121	2	1,147	5,521
	K	6,964	2,928	2,927	1,036	73	—	292	378	712	658	897	2,622	892	332	180	1	575	6,389
İmroz	E	3,028	1,656	1,254	117	1	—	67	183	293	431	342	854	529	204	125	—	339	2,689
	K	3,691	1,916	1,270	503	2	—	65	178	275	436	490	1,250	616	242	138	1	121	3,570
Lapseki	E	8,811	4,713	3,909	152	33	4	482	696	1,037	769	1,485	2,861	857	459	158	7	1,067	7,744
	K	9,647	3,892	4,268	1,351	135	1	439	655	1,019	762	1,314	3,670	1,119	474	186	9	338	9,309
YEKÜN Total	E	87,676	46,676	39,263	1,406	300	31	3,930	6,829	9,837	8,585	13,880	29,729	9,058	4,276	1,508	44	12,818	74,858
	K	94,059	38,778	39,835	14,342	1,093	11	3,545	6,081	9,376	8,235	13,004	35,312	11,516	4,410	2,521	59	4,356	89,703
Umumi yekûn Total général		181,735	85,454	79,098	15,748	1,393	42	7,475	12,910	19,213	16,820	26,884	65,041	20,574	8,686	4,029	103	17,174	164,561

KADRO I
CADRE

Nüfusun halimedeni, yaş grupları ve tahsil itibarıyla inkişarı
Répartition de la population d'après l'état civil, les groupes d'âges et l'instruction
VİLAYET : İZMİR

KAZALAR Cazas	Cinsiyet Sexes	Nüfusu mevcudde Population présente	HALİMEDENİ Etat civil					YAŞ GRUPLARI — Groupes d'âges											Okumak bilen ve bilmeyen Sachant lire	
			Bekâr Célibataires	Evli Mariés	Dul Veufs	Boş Divorcés	Mec-hul Inconnus	1 Yaşından küçük Moins de 1 an	1ve2 et	3-6	7-12	13-19	20-45	46-60	61-70	17ve et + et	yaşı meç-hul Age inconnu	Bilen Oui	Bilmeyen Non	
İzmir	EH	81,996	43,587	35,780	1,902	659	58	2,108	3,788	5,432	5,979	12,168	39,073	9,349	3,015	1,041	43	34,053	47,943	
	KF	71,928	29,279	28,737	12,404	1,482	26	1,941	3,813	5,549	5,973	10,735	29,583	9,453	3,183	1,667	27	16,799	55,129	
	EH	16,951	9,215	7,257	386	72	21	548	1,003	1,466	1,501	2,503	6,986	1,893	779	263	7	5,416	11,535	
	KF	13,379	5,432	5,665	2,094	157	31	399	809	1,097	1,144	1,952	5,393	1,655	578	343	8	2,485	10,894	
Bayındır	EH	98,947	52,802	43,047	2,288	731	79	2,656	4,791	6,898	7,480	14,673	46,059	11,242	3,794	1,304	50	39,469	59,478	
	KF	85,307	34,711	34,402	14,498	1,639	57	2,340	4,622	6,646	7,117	12,688	34,976	11,112	3,761	2,010	35	19,284	66,023	
Bergama	EH	12,619	6,802	5,558	208	42	9	514	774	1,328	1,141	2,116	4,751	1,283	526	181	5	1,677	10,942	
	KF	13,082	5,200	5,576	2,184	100	2	452	778	1,289	993	2,006	5,037	1,629	622	255	1	236	12,826	
	EH	7,002	3,599	3,242	126	35	—	232	353	520	609	945	3,113	803	322	104	1	2,091	4,911	
	KF	6,221	2,331	2,625	1,155	105	4	203	329	506	523	894	2,465	834	302	161	4	362	5,859	
Foça	EH	23,960	13,053	10,407	413	74	13	1,075	1,764	2,300	2,519	4,378	7,886	2,447	1,137	435	19	2,875	21,085	
	KF	26,559	10,252	11,042	4,899	356	10	856	1,642	2,302	2,105	4,104	10,107	3,472	1,255	688	28	507	26,052	
	EH	30,962	16,652	13,649	539	109	13	1,307	2,117	2,820	3,128	5,323	10,999	3,250	1,459	539	20	4,965	25,996	
Karaburun	KF	32,780	12,583	13,667	6,055	461	14	1,059	1,971	2,808	2,628	4,998	12,572	4,306	1,557	849	32	869	31,911	
	EH	5,057	2,802	2,085	142	23	5	185	338	500	536	753	1,743	590	294	115	3	768	4,289	
Çeşme	KF	4,922	1,989	2,178	716	38	1	166	358	443	468	641	1,838	631	246	128	4	328	4,594	
	EH	4,987	2,471	2,387	93	35	1	190	255	435	367	670	2,282	489	243	55	1	1,118	3,869	
Foça	KF	3,914	1,561	1,724	595	34	—	169	276	355	327	537	1,446	533	188	83	—	248	3,666	
	EH	3,880	1,909	1,776	86	18	1	145	226	398	405	580	1,355	438	228	103	2	1,132	2,748	
Karaburun	KF	4,000	1,511	1,733	715	41	—	126	264	367	355	542	1,449	520	231	140	6	286	3,714	

Nüfusun halimedeni, yaş grupları ve tahsil itibarı ile inkısamı
Répartition de la population d'après l'état civil, les groupes d'âges et l'instruction
VİLİYET : **İZMİR** (Mabat - Suite)

KADRO I
CADRE

KAZALAR Cazas	Cinsiyet Sexes	Nüfusu mevcude Population présente	HALİMEDENİ Etat civil					YAŞ GRUPLARI — Groupes d'âges										Okumak bilen ve bilmeyen Sachant lire		
			Bekâr Célibataires	Evli Mariés	Dul Veufs	Boş Divorcés	Meçhul Inconnus	1 Yaşından küçük Moins de 1 an	1 ^{ve} 2 ^{ye}	3-6	7-12	13-19	20-45	46-60	61-70	70 ^{ve} +	yaşı meçhul Age inconnu	Bilen Oui	Bilmeyen Non	
Kemal Paşa	E	11,377	6,156	4,953	209	55	4	435	806	1,095	1,004	1,891	4,222	1,234	546	142	1	2,081	9,296	
	H K F	10,592	4,324	4,556	1,557	152	3	392	757	1,107	854	1,502	4,018	1,195	551	215	1	460	10,132	
Kuşadası	E	7,265	4,019	3,053	156	35	2	272	468	604	688	1,234	2,808	741	331	116	3	1,355	5,910	
	H K F	7,166	2,923	2,857	1,305	80	1	273	489	543	608	1,084	2,748	930	320	163	8	372	6,794	
Menemen	E	15,082	7,981	6,738	300	58	5	509	958	1,267	1,319	2,559	6,000	1,621	614	219	16	2,593	12,489	
	H K F	13,216	5,137	5,712	2,227	140	—	424	852	1,261	1,042	1,996	5,053	1,633	661	284	10	763	12,453	
Öde- miş	Şehir Ville	E	8,311	4,455	3,665	160	29	2	252	536	772	789	1,345	3,119	952	391	142	3	2,144	6,167
		H K F	8,482	3,120	3,625	1,614	121	2	218	508	718	708	1,165	3,395	1,141	423	204	2	323	8,159
	Köyler Villages	E	27,831	16,098	11,348	304	74	7	904	3,081	3,014	3,365	5,042	8,717	2,428	936	332	12	1,821	26,010
		H K F	31,929	13,332	12,371	5,869	349	8	676	2,580	3,188	2,867	4,885	12,386	3,640	1,137	550	20	115	31,814
Yekûn Total	E	36,142	20,553	15,013	464	103	9	1,166	3,617	3,786	4,154	6,387	11,836	3,320	1,327	474	15	3,965	32,177	
	H K F	40,411	16,452	15,996	7,483	470	10	894	3,088	3,906	3,575	6,050	15,781	4,781	1,560	754	22	438	39,973	
Seferihisar	E	4,383	2,391	1,903	61	28	—	207	283	402	338	662	1,829	420	178	63	1	959	3,424	
	H K F	3,935	1,611	1,659	629	36	—	147	250	392	304	541	1,485	512	186	118	—	312	3,623	
Tire	Şehir Ville	E	9,259	4,699	4,324	165	68	3	312	585	819	707	1,299	3,622	1,214	528	170	3	2,163	7,096
		H K F	9,488	3,348	4,106	1,831	199	4	239	522	787	754	1,225	3,685	1,435	563	274	4	564	8,924
	Köyler Villages	E	9,692	5,640	3,844	168	39	1	425	870	1,075	1,018	1,891	3,059	856	383	108	7	669	9,023
		H K F	10,789	4,439	4,144	2,049	155	2	323	771	1,044	858	1,709	4,080	1,372	403	223	6	65	10,724
Yekûn Total	E	18,951	10,339	8,168	333	107	4	737	1,455	1,894	1,725	3,190	6,681	2,070	911	278	10	2,832	16,119	
	H K F	20,277	7,787	8,250	3,880	354	6	562	1,293	1,831	1,612	2,934	7,765	2,807	966	497	10	629	19,648	

KADRO I
CADRE

Nüfusun halimedeni, yaş grupları ve tahsil itibarile inkısamı
Répartition de la population d'après l'état civil, les groupes d'âges et l'instruction
VİLÂYET : İZMİR (Mabat - Suite)

KAZALAR Cazas	Cinsiyet Sexes	Nüfusu mevcude Population présente	HALİMEDENİ Etat civil					YAŞ GRUPLARI — Groupes d'âges										Okumak bilen ve bilmeyen Sach ant lire	
			Bekâr Célibataires	Evli Mariés	Dul Veufs	Boş Divorcés	Meçhul Inconnus	1 Yaşından küçük Moins de 1 an	1 ^{ve} et 2	3-6	7-12	13-19	20-45	46-60	61-70	71 ^{ve} et +	Yaşı meçhul Age inconnu	Bilen Oui	Bilmeyen Non
Torbalı	E H K F	10,987	5,952	4,713	258	53	11	462	831	1,111	973	1,822	4,178	1,086	391	130	3	1,265	9,722
	K F	10,118	4,222	4,406	1,406	79	5	403	798	1,026	852	1,472	3,851	1,134	363	208	11	209	9,909
Urla	E H K F	8,623	4,526	3,830	224	43	—	258	494	768	627	1,265	3,728	919	413	148	3	2,084	6,539
	K F	7,043	2,843	3,013	1,134	51	2	201	506	700	570	1,008	2,658	906	311	177	6	508	6,535
YEKÜN Total	E H K F	269,262	145,445	116,873	5,361	1,440	143	9,043	17,413	23,307	23,885	43,125	108,471	28,763	11,255	3,867	133	66,264	202,998
	K F	256,743	102,854	105,729	44,384	3,675	101	7,608	16,302	22,673	21,305	37,939	100,677	32,629	11,523	5,881	146	64,942	231,801
Umumî yekün Total général		526,005	243,299	222,602	49,745	5,115	244	16,651	33,715	45,930	45,190	81,124	209,143	61,392	22,778	9,743	279	91,206	434,799

VİLÂYET : MANISA

Manisa	Şehir Ville	E H K F	15,545	7,532	7,552	337	121	3	450	657	984	1,109	2,144	7,240	2,016	725	212	8	4,700	10,845
		K F	13,139	4,659	5,787	2,441	238	14	457	645	922	1,063	1,736	5,430	1,851	710	318	7	1,669	11,470
	Köyler Villages	E H K F	32,034	17,336	13,889	672	126	11	1,487	2,301	3,083	3,250	5,597	11,547	3,122	1,257	380	10	3,279	28,755
		K F	32,043	12,824	13,397	5,538	278	6	1,175	1,952	2,990	2,742	4,718	12,663	3,850	1,263	662	28	568	31,475
Yekün Total	E H K F	47,579	24,868	21,441	1,009	247	14	1,937	2,958	4,067	4,359	7,741	18,787	5,138	1,982	592	18	7,979	39,600	
	K F	45,182	17,483	19,184	7,979	516	20	1,632	2,597	3,912	3,805	6,454	18,093	5,701	1,973	980	35	2,237	42,945	
Akhi-sar	Şehir Ville	E H K F	9,322	4,991	4,055	232	37	7	367	498	714	795	1,509	3,791	1,123	404	117	4	604	8,718
		K F	8,704	3,331	3,772	1,500	97	4	325	497	681	744	1,204	3,540	1,127	389	195	2	36	8,668
	Köyler Villages	E H K F	14,503	8,050	6,131	277	30	5	716	1,000	1,475	1,505	2,657	5,035	1,394	536	180	5	164	14,339
		K F	15,006	6,095	6,295	2,507	103	6	630	889	1,365	1,255	2,338	5,908	1,797	535	281	8	—	15,006
Yekün Total	E H K F	23,825	13,051	10,186	509	67	12	1,083	1,498	2,189	2,300	4,166	8,826	2,517	940	297	9	768	23,057	
	K F	23,710	9,426	10,067	4,007	200	10	955	1,386	2,046	1,999	3,542	9,448	2,924	924	476	10	36	23,674	

Nüfusun halimedeni, yaş grupları ve tahsil itibarile inkısamı
Répartition de la population d'après l'état civil, les groupes d'âges et l'instruction
VİLÂYET . MANİSA (Mabat - Suite)

KADRO I
CADRE

KAZALAR Cazas	Cinsiyet Sexes	Nüfusa mevcude Population présente	HALİMEDENİ Etat civil					YAŞ GRUPLARI — Groupes d'âges										Okumak bilen ve bilmeyen Sachant lire		
			Bekâr Célibataires	Evli Mariés	Dul Veufs	Boş Divorcés	Meçhul Inconnus	1 Yaşından küçük Moins de 1 an	1 ^{ve} 2 ^{ci}	3-6	7-12	13-19	20-45	46-60	61-70	71 ^{ve} ci+	yaşı meçhul Age inconnu	Bilen Oui	Bilmeyen Non	
Alaşehir	E	15,537	9,025	6,241	232	38	1	753	964	1,501	2,085	3,016	5,275	1,289	495	150	9	1,957	13,580	
	H K F	17,473	7,458	6,707	3,107	198	3	683	926	1,492	1,732	2,914	7,130	1,856	501	226	13	352	17,121	
Demirci	E	11,774	6,588	5,039	119	26	2	673	1,004	1,426	1,350	1,796	3,937	1,114	351	116	7	1,274	10,500	
	H K F	14,388	5,976	5,704	2,520	184	4	509	1,010	1,485	1,218	1,792	5,984	1,702	423	249	16	185	14,203	
Eşme	E	9,933	5,739	3,971	203	17	3	639	669	1,155	1,176	1,902	3,351	700	266	60	15	727	9,206	
	H K F	11,113	4,971	4,359	1,717	63	3	574	658	1,040	1,078	1,677	4,579	1,082	304	102	19	31	11,082	
Gürdüs	E	10,479	5,824	4,501	107	43	4	586	761	1,207	1,255	1,914	3,405	855	337	136	23	950	9,529	
	H K F	12,121	4,896	5,028	1,999	191	7	512	721	1,141	1,050	1,717	5,037	1,302	358	261	22	107	12,014	
Kasaba	Şehir Ville	E	8,763	4,572	3,935	187	56	13	395	454	681	743	1,285	3,446	1,125	480	142	12	810	7,953
		H K F	8,134	2,993	3,573	1,435	119	9	351	392	589	703	1,072	3,273	1,087	435	225	7	52	8,082
	Köyler Villages	E	7,438	4,311	3,002	101	23	1	358	518	820	789	1,550	2,404	650	275	67	7	327	7,111
		H K F	7,955	3,398	3,295	1,191	69	2	335	519	807	683	1,257	3,141	849	249	113	2	27	7,928
	Yekûn Total	E	16,201	8,883	6,937	283	79	14	753	972	1,501	1,532	2,835	5,850	1,775	755	209	19	1,137	15,064
		H K F	16,089	6,396	6,868	2,626	188	11	686	911	1,396	1,386	2,329	6,414	1,936	684	338	9	79	16,010
Kırkağaç	E	10,178	4,914	5,006	184	71	3	342	525	851	804	1,490	4,259	1,129	596	175	7	1,824	8,354	
	H K F	9,542	3,309	4,223	1,819	189	2	261	488	813	670	1,338	3,664	1,464	583	256	5	344	9,198	
Kula	E	13,634	7,887	5,532	178	36	1	736	1,245	1,559	1,670	2,529	4,213	1,142	389	133	18	2,046	11,588	
	H K F	16,025	7,004	6,457	2,401	161	2	618	1,182	1,457	1,503	2,407	6,212	1,931	433	272	10	254	15,771	
Salihli	E	14,079	7,829	5,943	246	53	8	611	837	1,449	1,482	2,636	5,143	1,287	445	172	17	1,917	12,162	
	H K F	14,249	5,928	5,817	2,315	186	3	571	753	1,318	1,210	2,332	5,832	1,554	446	230	3	470	13,779	

KADRO I
CADRE


Nüfusun halimedeni, yaş grupları ve tahsil itibarı ile inkişası
Répartition de la population d'après l'état civil, les groupes d'âges et l'instruction
VİLİYET : **MANİSA** (Mabat - Suite)

KAZALAR Cazas	Cinsiyet Sexes	Nüfus mevcudü Population présente	HALİMEDENİ Etat civil					YAŞ GRUPLARI — Groupes d'âges										Okumak bilen ve bilmeyen Sachant lire		
			Bekâr Célibataires	Evli Mariés	Dul Veufs	Boş Divorcés	Mec-hul Inconnus	1 Yaşından küçük Moins de 1 an	1 ^{ve} et 2	3-6	7-12	13-19	20-45	46-60	61-70	71 ^{ve} et +	Yaşı meç-hul Age inconnu	Bilen Oui	Bilmeyen Non	
Soma	E	9,825	5,027	4,610	161	27	—	401	616	1,038	928	1,677	3,342	1,111	525	184	3	1,240	8,585	
	H K F	11,077	4,000	4,947	1,986	141	3	363	556	1,011	865	1,523	4,233	1,656	573	285	10	258	10,819	
YEKÜN Total	E	183,044	99,635	79,407	3,236	704	62	8,514	12,049	17,943	18,941	31,702	60,388	18,057	7,061	2,224	145	21,819	161,225	
	H K F	190,969	76,847	79,361	32,476	2,217	68	7,361	11,188	17,111	16,517	28,025	76,626	23,108	7,202	3,676	152	4,353	186,616	
Umumi yekün Total général		374,013	176,482	158,768	35,712	2,921	130	15,878	23,237	35,054	35,458	59,727	143,014	41,165	14,283	5,900	297	26,172	347,841	
VİLİYET : MUĞLA																				
Muğla	Şehir Ville	E	5,208	2,665	2,463	56	24	—	159	292	402	382	733	2,404	519	225	88	4	1,647	3,561
		H K F	4,920	1,825	1,801	1,120	171	3	126	282	353	385	706	1,843	728	308	189	—	378	4,542
	Köyler Villages	E	20,521	12,114	8,078	257	63	9	1,185	1,736	1,932	2,168	4,165	6,467	1,689	799	362	17	1,669	18,852
Yekün Total	H K F	27,133	11,156	9,717	5,595	655	10	1,081	1,707	1,897	1,910	4,406	10,744	3,320	1,277	756	35	163	26,970	
	E	25,729	14,779	10,541	313	87	9	1,345	2,028	2,334	2,550	4,898	8,871	2,208	1,024	450	21	3,316	22,413	
Bodrum	H K F	32,053	12,981	11,518	6,715	826	13	1,207	1,989	2,250	2,295	5,112	12,587	4,048	1,585	945	35	541	31,512	
	E	7,045	4,148	2,772	93	28	4	362	550	684	821	1,525	2,011	666	316	104	6	1,363	5,682	
Fethiye	H K F	8,640	3,774	3,075	1,812	184	4	296	469	649	731	1,592	3,213	1,088	313	191	5	378	6,271	
	E	15,976	9,682	6,082	168	47	2	968	1,292	1,548	1,995	3,370	5,070	1,166	427	120	22	2,663	13,313	
Köyceğiz	H K F	18,222	8,030	6,912	3,077	201	2	830	1,210	1,540	1,554	3,119	7,212	1,899	568	242	39	297	17,925	
	E	10,847	6,407	4,216	184	34	6	615	988	1,073	1,253	2,118	3,677	780	246	92	5	980	9,867	
	H K F	12,105	5,175	4,554	2,243	129	4	479	852	995	990	1,933	5,082	1,226	310	179	19	76	12,029	

Nüfusun halimedeni, yaş grupları ve tahsil itibarile inkişanı
Répartition de la population d'après l'état civil, les groupes d'âges et l'instruction
VİLAYET : **MUĞLA** (Mabat - Suite)

KADRO I
CADRE

KAZALAR Cazas	Cinsi- yet Sexes	Nüfusun mevdu- de Population présente	HALİMEDENİ Etat civil					YAŞ GRUPLARI — Groupes d'âges										Okumak bilen ve bilmeyen Sachant lire	
			Bekâr Célli- ba- taires	Evli Ma- riés	Dul Veufs	Boş Di- vor- cés	Mec- hui facou- nu	1 Ya- şından küçük Moins de 1 an	1 ^{ve} et 2	3-6	7-12	13-19	20-45	46-60	61-70	71 ^{ve} et +	yaşı mec- hui Age Inconnu	Bilen Oui	Bilme- yen Non
Mermeris	E	4.935	2,927	1,940	78	16	4	242	435	549	380	1,013	1,589	437	222	95	3	819	4,146
	H K F	6,407	2,666	2,268	1,278	193	2	192	377	509	407	1,031	2,556	863	337	130	5	178	6,229
Milas	E	15,359	8,946	6,111	205	94	3	849	1,082	1,243	1,560	3,364	5,179	1,354	534	184	—	2,130	13,220
	H K F	18,033	7,484	6,787	3,366	394	2	776	949	1,196	1,260	3,295	7,245	2,225	677	404	6	375	17,658
YEKÜN Total	E	79,921	46,889	31,662	1,036	306	28	4,379	6,375	7,431	8,559	16,288	26,397	6,621	2,769	1,045	57	11,271	68,650
	H K F	95,469	40,110	35,114	18,291	1,927	27	3,780	5,856	7,148	7,237	16,112	37,997	11,349	3,790	2,091	109	1,815	93,624
Umumî yekûn Total général		175,390	86,999	66,776	19,327	2,233	55	8,159	12,231	14,579	15,796	32,400	64,394	17,970	6,559	3,136	166	13,116	162,274



Kadro
CADRE **II**

NÜFUSUN MESLEKLER İTİBARİLE İNKISAMI

RÉPARTITION DE LA POPULATION D'APRÈS LES PROFESSIONS

A. — MARMARA VE ADALAR DENİZİ SAHİL VİLİYETLERİ

VILAYETS DES CÔTES DES MERS DE MARMARA ET D'EGÉE

Aydın	<i>Aïdine</i>	İzmir	<i>Smyrne</i>
Balıkesir	<i>Balikessir</i>	Manisa	<i>Manissa</i>
Bursa	<i>Brousse</i>	Muğla	<i>Mouglâ</i>
Çanakkale	<i>Tchanakkalé</i>		

KBDRO II
CADRE

Nüfusun meslekler itibarile inkişası
Répartition de la population d'après les professions
VİLAYET : AYDIN

KAZALAR Cazas	Cins- yet Sexes	MESLEKLER — Professions										Mesleksiz veya mesleği meçhul Sans profession ou profession inconnue	
		Zirai agri- coles	Sınai indus- triel- les	Ticari com- merci- ales	Ser- best libé- rales	Memur Fonc- tion- naires	Hakimler Magis- trature	Ordu Armée	P.T.T P.T.T	Muhtelif diver- ses	Meslekler Yekünü Total des professions		
Aydın	Şehir Ville	E	1,297	978	815	98	276	32	134	28	105	3,763	2,269
		K	202	38	8	16	5	1	—	—	29	299	5,647
	Köyler Villages	E	12,382	924	758	193	82	4	285	46	821	15,495	12,036
		K	10,084	41	12	14	1	—	—	1	655	10,808	20,214
Yekün Total	E	13,679	1,902	1,573	291	358	36	419	74	926	19,258	14,307	
	K	10,286	79	20	30	6	1	—	1	684	11,107	26,061	
Bozdağın	Şehir Ville	E	5,059	721	406	78	66	3	29	6	251	6,619	5,635
		K	3,508	424	29	5	1	—	—	—	120	4,087	10,844
Eşme	Şehir Ville	E	4,778	394	567	76	55	8	103	3	155	6,139	6,417
		K	1,907	39	46	6	—	—	—	—	7	2,005	13,556
Karacasu	Şehir Ville	E	2,002	372	217	17	61	1	26	1	114	2,811	2,219
		K	1,747	454	1	2	2	—	—	—	71	2,277	4,213
Nazilli	Şehir Ville	E	10,632	1,252	1,043	169	133	21	143	57	353	13,803	9,352
		K	9,204	210	23	22	1	1	—	—	164	9,625	17,092
Söke	Şehir Ville	E	1,556	553	443	43	79	9	683	22	63	3,451	2,011
		K	317	20	13	13	3	1	—	—	5	372	4,556
	Köyler Villages	E	4,110	99	126	33	24	—	4	4	83	4,483	2,808
		K	2,452	4	31	2	—	—	—	—	3	2,492	4,941
Yekün Total	E	5,666	652	569	76	103	9	687	26	146	7,934	4,819	
	K	2,769	24	44	15	3	1	—	—	8	2,864	9,497	

KADRO II
CADRE

Nüfusun meslekler itibarile inkisamı
Répartition de la population d'après les professions
VİLÂYET : **AYDIN** (Mabat - Suite)

KAZALAR Cazas	Cinsiyet Sexes	MESLEKLER — Professions										Mesleksiz veya mesleği meçhul Sans profession ou profession inconnue
		Zirai agricoles	Sınai industrielles	Ticari commerciales	Serbest libérales	Memur Fonctionnaires	Hakimler Magistrature	Ordu Armée	P.T.T P.T.T	Muh-telif diverses	Meslekler yekûnu Total des professions	
YEKÛN Total	E	41,816	5,293	4,375	707	776	78	1,407	167	1,945	56,564	42,749
	H K F	29,421	1,230	163	80	13	3	—	1	1,054	31,955	81,263
Umumi yekûn Total général		71,237	6,523	4,538	787	789	81	1,497	168	2,999	88,529	124,012

VİLÂYET : **BALIKESİR**

Balıkesir	Şehir Ville	E	1,655	2,044	1,466	166	467	57	3,163	42	165	9,225	5,045
		H K F	260	45	50	33	10	—	—	—	40	438	11,032
	Köyler Villages	E	25,245	938	469	242	114	1	41	43	61	27,154	24,467
		H K F	16,671	70	9	5	2	—	—	—	13	16,770	41,342
	Yekûn Total	E	26,900	2,983	1,935	408	581	58	3,204	85	226	36,379	29,512
		H K F	16,931	115	59	38	12	—	—	—	53	17,208	52,374
Ayvalık	Şehir Ville	E	1,736	614	813	81	133	23	432	1	301	4,134	2,858
		H K F	184	23	17	13	1	—	—	—	8	246	6,311
	Köyler Villages	E	788	85	87	14	11	1	—	1	76	1,063	598
		H K F	82	11	4	—	—	—	—	—	—	97	1,566
	Yekûn Total	E	2,524	699	900	95	144	24	432	2	377	5,197	3,456
		H K F	266	34	21	13	1	—	—	—	8	343	7,877
Balya	E	9,014	535	339	108	61	6	10	5	48	10,126	5,970	
	H K F	6,000	22	9	7	—	1	—	—	17	6,056	9,356	

KADRO II
CADRE

Nüfusun meslekler itibarıyla inkısaını
Répartition de la population d'après les professions
VİLİYET : **BALIKESİR** (Mabal - Suite)

KAZALAR Cazas	Clas- yet Sexes	MESLEKLER — Professions										Mesleksiz veya mesleđi međul Sans profession ou profession inconnue
		Zirai agri- coles	Sınai indus- triel- les	Ticari com- merci- ales	Ser- best libé- rales	Memur Fonc- tion- naires	Hakimler Magis- trature	Ordu Armée	P.T.T P.T.T	Muh- telif diver- ses	Meslekler yekünü Total des professions	
Bandırma	E H K F	921	846	833	70	156	23	717	69	214	3,849	1,897
		60	19	8	18	2	1	—	—	21	129	5,252
	E H K F	11,867	962	526	161	123	5	39	80	458	14,221	10,252
		6,214	42	4	13	—	—	—	—	46	6,319	19,853
Yekün Total	E H K F	12,788	1,808	1,359	231	279	28	756	149	672	18,070	12,149
		6,274	61	12	31	2	1	—	—	67	6,448	25,105
Burhaniye	E H K F	5,398	575	617	142	104	17	113	5	213	7,184	4,340
		1,483	38	3	11	—	1	—	—	58	1,594	10,268
Dursun bey	E H K F	3,040	284	119	70	57	—	26	2	57	3,655	4,016
		718	5	—	1	2	1	—	—	13	740	8,469
Edremit	E H K F	1,161	987	588	80	114	25	1,981	38	131	5,105	1,899
		94	17	10	17	1	1	—	—	21	161	4,996
	E H K F	5,340	859	892	122	71	3	10	12	322	7,631	5,797
		2,176	60	258	11	1	—	—	—	66	2,572	11,512
Yekün Total	E H K F	6,501	1,846	1,480	202	185	28	1,991	50	453	12,736	7,696
		2,270	77	268	28	2	1	—	—	87	2,733	16,508
Gönen	E H K F	8,396	1,094	534	149	118	11	28	2	91	10,423	9,823
		2,013	38	42	4	4	—	—	—	12	2,113	20,514
Sındırgı	E H K F	7,865	258	119	49	70	2	27	1	40	8,431	5,141
		6,238	15	1	1	2	—	—	—	27	6,284	9,864

KADRO II
CADRE

Nüfusun meslekler itibarıyla tahsisi
Répartition de la population d'après les professions
VİLÂYET : **BALIKESİR** (Mabat - Suite)

KAZALAR Cazas	Cinsiyet Sexes	MESLEKLER — Professions										Mesleksiz veya mesleği meçhul Sans profession ou profession inconnue
		Zirai agricoles	Sınai industrielles	Ticari commerciales	Serbest libérales	Memur Fonctionnaires	Hakimler Magistrature	Ordu Armée	P.T.T P.T.T	Muh-telif diverses	Meslekler yekünü Total des professions	
Susıgırlık	E	6,049	330	314	88	40	5	1,079	12	16	7,933	3,983
	K	3,764	23	4	8	—	—	—	—	1	3,800	7,392
YEKÜN Total	E	88,475	10,411	7,716	1,542	1,639	179	7,666	313	2,193	120,134	86,086
	K	45,957	428	419	142	25	5	—	—	343	47,319	167,527
Umumî yekün Total général		134,432	10,839	8,135	1,684	1,664	184	7,666	313	2,536	167,453	253,613

VİLÂYET : **BURSA**

Bursa	Şehir Ville	E	4,172	5,119	3,938	574	772	144	2,987	99	828	18,633	11,924
		K	841	169	66	119	18	1	—	—	126	1,340	29,793
	Köyler Villages	E	15,733	459	330	205	23	—	23	1	305	17,079	14,352
K		4,271	26	2	5	—	—	—	—	19	4,323	29,807	
Yekün Total	E	19,905	5,578	4,268	779	795	144	3,010	100	1,133	35,712	26,276	
	K	5,112	195	68	124	18	1	—	—	145	5,663	59,600	
Gemlik	Şehir Ville	E	3,410	429	441	74	143	11	56	2	37	4,603	4,643
		K	731	9	2	5	2	—	—	—	41	790	8,978
İnegöl	Şehir Ville	E	1,181	973	761	68	113	7	53	7	49	3,212	2,389
		K	60	24	7	8	2	—	—	—	4	105	6,176
	Köyler Villages	E	13,447	170	89	124	25	1	1	—	56	13,913	8,271
		K	10,733	6	5	1	4	—	—	—	5	10,754	14,341
	Yekün Total	E	14,628	1,143	850	192	138	8	54	7	105	17,125	10,660
K	10,793	30	12	9	6	—	—	—	9	10,859	20,517		

KAZALAR Cazas	Cinsiyet Sexes	MESLEKLER — Professions										Mesleksiz veya mesleği meçhul Sans profession ou profession inconnue
		Zirai agri- coles	Sinai indus- triels	Ticari com- merci- ales	Ser- best libé- rales	Memur Fonc- tion- naires	Hakimler Magis- trature	Ordu Armée	P.T.T P.T.T	Muh- telif diver- ses	Meslekler yekünü Total des professions	
Karacabey	E	7,211	546	545	89	86	12	33	7	99	8,628	6,020
	K	417	81	4	5	—	—	—	—	1	508	14,590
	F											
Mustafa Kemal paşa	E	1,377	1,105	635	88	117	9	43	3	105	3,482	2,725
	K	99	28	—	7	1	—	—	—	1	136	6,729
	F											
Yekün Total	E	9,720	245	125	148	14	—	1	1	34	10,288	8,576
	K	930	28	6	4	—	—	—	—	—	968	20,339
	F											
Mudanya	E	11,097	1,350	760	236	131	9	44	4	139	13,770	11,301
	K	1,029	56	6	11	1	—	—	—	1	1,104	27,068
	F											
Orhaneli	E	2,494	248	290	45	165	9	1,363	25	196	4,835	2,461
	K	544	10	—	8	1	—	—	—	6	574	5,996
	F											
Orhan Gazi	E	10,154	143	65	93	71	5	3	1	115	10,650	7,514
	K	8,770	10	7	1	1	—	—	—	2	8,791	13,349
	F											
Yenişehir	E	2,925	244	152	48	48	4	19	2	163	3,605	4,441
	K	392	3	3	5	2	—	—	—	7	412	7,868
	F											
YEKÜN Total	E	10,646	557	404	132	104	6	53	5	70	11,977	8,509
	K	4,188	11	2	8	3	—	—	—	13	4,225	17,973
	F											
Umumî yekün Total général	E	82,470	10,238	7,775	1,688	1,681	208	4,635	153	2,057	110,905	81,825
	K	31,976	410	104	176	34	1	—	—	225	32,926	175,939
	F											

KADRO II
CADRE

Nüfusun meslekler itibarile inkisami
Répartition de la population d'après les professions
VİLAYET : ÇANAKKALE

KAZALAR Cazas	Cins- yet sexes	MESLEKLER — Professions										Mesleksiz veya mesleği meçhul Sans profession ou profession inconnue
		Zirai agri- coles	Sinai indus- triels	Ticari com- merci- ales	Ser- best libé- rales	Memur Fonc- tion- naires	Hakimler Magis- trature	Ordu Armée	P.T.T P.T.T	Muh- telif diver- ses	Meslekler Yekünü Total des professions	
Çanakkale	E	2.995	697	677	132	292	28	971	33	323	6.148	3.543
	K	344	19	29	21	3	1	—	—	32	449	8.616
Bayramıç	E	5.169	424	219	119	73	5	171	2	97	6.279	5.392
	K	1.431	44	5	6	—	—	—	1	40	1.527	11.731
Biga	E	13.756	1.078	758	240	118	21	21	6	141	16.139	13.668
	K	7.215	44	34	17	1	—	—	—	5	7.316	25.768
Bozca ada	E	293	62	43	11	37	—	13	1	29	489	273
	K	13	5	2	—	1	—	—	—	13	34	836
Eceabat	E	1.406	112	113	47	53	1	50	1	119	1.902	1.038
	K	223	6	3	2	—	—	—	—	—	234	2.683
Ezine	E	5.681	795	509	146	127	16	875	16	255	8.420	5.878
	K	682	262	13	7	2	—	—	—	16	982	13.581
Gelibolu	E	2.583	350	306	99	119	10	43	11	266	3.787	2.881
	K	679	26	6	9	1	—	—	—	1	722	6.242
İmroz	E	1.205	89	148	43	36	9	19	1	34	1.584	1.444
	K	15	1	—	3	—	1	—	—	10	30	3.661
Lapseki	E	3.620	306	286	80	67	8	54	25	234	4.680	4.131
	K	480	4	1	12	—	—	—	—	—	497	9.150
YEKÜN Total	E	36.708	3.913	3.059	917	922	98	2.217	86	1.498	49.428	38.248
	K	11.082	411	93	77	8	2	—	1	117	11.791	82.268
Ünümü yekün Total général		47.790	4.324	3.152	994	930	100	2.217	97	1.615	61.219	120.516

KAZALAR Cazas	Cinsi- yet Sexes	MESLEKLER — Professions										Mesleksiz veya mesleği meçhul Sans profession ou profession inconnue	
		Zirai agri- cotes	Sınai indus- triell- les	Ticari com- merci- ales	Ser- best libé- rales	Memur Fonc- tion- naires	Hakimler Magis- trature	Ordu Armée	P.T.T P.T.T	Muh- telif diver- ses	Meslekler yekünü Total des professions		
İzmir	Şehir Ville	E	14,448	12,246	13,490	1,164	2,212	466	7,597	1,180	4,106	56,909	25,087
		H	4,204	578	250	461	49	7	—	11	491	6,051	65,877
	Köyler Villages	E	5,680	1,240	1,510	181	260	49	1,295	205	439	10,859	6,092
H		810	33	41	54	8	—	—	2	73	1,021	12,358	
Yekün Total	E	20,128	13,486	15,000	1,345	2,472	515	8,892	1,385	4,545	67,768	31,179	
	H	5,014	611	291	515	57	7	—	13	564	7,072	78,235	
Bayındır	Şehir Ville	E	5,443	468	438	61	70	12	366	16	187	7,061	5,558
		H	2,333	62	3	7	—	—	—	—	78	2,483	10,579
Bergama	Şehir Ville	E	1,443	1,064	697	95	132	17	822	112	159	4,542	2,460
		H	156	12	5	8	—	—	—	—	5	186	6,035
	Köyler Villages	E	12,195	640	499	180	101	5	23	11	260	13,914	10,046
H		6,901	102	47	11	1	—	—	—	48	7,110	19,449	
Yekün Total	E	13,638	1,704	1,196	276	233	22	845	123	419	18,456	12,506	
	H	7,057	114	52	19	1	—	—	—	53	7,296	25,484	
Çeşme	Şehir Ville	E	2,118	186	158	36	86	5	72	2	44	2,707	2,350
		H	593	9	4	7	—	—	—	—	1	614	4,308
Foça	Şehir Ville	E	2,446	307	196	48	93	4	166	2	134	3,396	1,591
		H	417	0	—	1	1	—	—	—	20	445	3,469
Karaburun	Şehir Ville	E	1,899	120	95	36	53	4	69	1	17	2,294	1,586
		H	469	5	3	4	—	—	—	—	3	484	3,516

CADRO II
CADRE

Nüfusun meslekler itibarıyla tahsisi
Répartition de la population d'après les professions
VİLİYET : İZMİR (Mabat - Suite)

KAZALAR Cazas	Cinsi- yet Sexes	MESLEKLER — Professions										Mesleksiz veya mesleği meçhul Sans profession ou profession inconnue	
		Zirai Agricultures	Sınai industrielles	Ticari commerciales	Serbest libérales	Memur Fonctionnaires	Hakimler Magistrature	Ordu Armée	P.T.T P.T.T	Muh- tefif diverses	Meslekler yekünü Total des professions		
Kemaipaşa	E	4,174	548	521	64	68	13	168	4	682	6,242	5,135	
	H												
	K	353	9	35	10	4	—	—	—	148	559	10,033	
Kuşadası	E	3,256	387	352	51	79	4	303	44	139	4,615	2,650	
	H												
	K	1,374	22	15	8	1	—	—	4	8	1,432	5,734	
Menemen	E	6,619	726	709	135	121	10	947	24	489	9,780	5,302	
	H												
	K	1,065	36	4	12	1	—	—	—	32	1,150	12,066	
Ödemiş	Şehir Villes	E	2,241	1,274	832	95	154	30	63	21	169	4,879	3,432
		H											
		K	461	63	7	11	—	—	—	—	15	557	7,925
	Köyler Villages	E	13,097	913	458	144	44	1	27	7	178	14,869	12,962
		H											
		K	9,951	125	7	8	—	—	—	—	61	10,152	21,777
	Yekün Total	E	15,338	2,187	1,290	239	198	31	90	28	347	19,748	16,394
		K	10,412	188	14	19	—	—	—	—	76	10,709	29,702
	Seferihisar	E	1,833	177	273	20	69	2	365	3	65	2,862	1,521
		H											
		K	821	6	7	3	2	—	—	—	18	860	3,075
	Tire	Şehir Villes	E	2,548	1,638	833	93	119	18	434	14	172	5,819
H													
K			441	94	29	12	1	—	—	—	33	610	8,878
Köyler Villages		E	5,119	118	97	35	1	—	—	—	166	5,536	4,156
		H											
		K	3,216	12	17	2	—	—	—	—	241	3,488	7,301
Yekün Total		E	7,667	1,756	933	125	120	18	434	14	338	11,405	7,546
		K	3,657	106	46	14	1	—	—	—	274	4,098	16,179

KAZALAR Cazas	Cinsiyet Sexes	MESLEKLER — Professions										Mesleksiz veya mesleği meçhul Sans profession ou profession inconnue	
		Zirai Agricultures	Sınai industrielles	Ticari commerciales	Serbest libérales	Memur Fonctionnaires	Hakimler Magistrature	Ordu Armée	P. T.T P. T.T	Muhelif diverses	Meslekler yekünü Total des professions		
Torbalı	E	5,534	382	229	78	59	4	85	40	50	6,461	4,526	
	K	1,985	28	1	14	1	—	—	—	15	2,044	8,074	
Urla	E	3,748	512	424	46	97	11	717	6	204	5,765	2,858	
	K	449	14	—	10	—	—	—	—	28	501	6,542	
YEKÜN Total	E	93,896	22,946	21,814	2,560	3,818	655	13,519	1,692	7,660	168,560	100,702	
	K	36,002	1,216	475	643	69	7	—	17	1,318	39,747	216,996	
Umumî yekün Total général		129,898	24,162	22,289	3,203	3,887	662	13,519	1,709	8,978	208,307	317,698	
VİLÂYET : MANİSA													
Manisa	Şehir Ville	E	4,633	2,143	1,680	155	421	52	1,522	51	288	10,945	4,600
		K	375	127	14	28	9	—	—	—	73	626	12,513
	Köyler Villages	E	15,483	784	528	168	37	1	1,116	25	254	18,396	13,638
		K	2,966	65	13	6	—	—	—	—	76	3,126	23,917
	Yekün Total	E	20,116	2,927	2,208	323	458	53	2,638	76	542	29,341	18,238
		K	3,341	192	27	34	9	—	—	—	149	3,752	41,430
Akhisar	Şehir Villes	E	3,156	1,327	1,000	89	99	14	36	26	85	5,832	3,490
		K	352	25	24	10	1	—	—	—	22	434	8,270
	Köyler Villages	E	7,202	390	211	57	8	—	1	9	148	8,020	6,477
		K	1,943	18	46	—	—	—	—	—	8	2,015	12,991
	Yekün Total	E	10,358	1,717	1,211	146	107	14	37	35	233	13,858	9,967
		K	2,295	43	70	10	1	—	—	—	30	2,449	21,261

KADRO II
CADRE

Nüfusun meslekler itibarile inkişası
Répartition de la population d'après les professions
VİLAYET: **MANİSA** (Mabat - Suite)

KAZALAR Cazas	Cinsiyet Sexes	MESLEKLER — Professions										Mesleksiz veya mesleği meçhul Sans profession ou profession inconnue
		Zirai Agri- coles	Sınai indus- triel- les	Ticari com- merci- ales	Ser- best libé- rales	Memur Fonc- tion- naires	Hakimler Magis- trature	Ordu Armée	P. T. T. P. T. T.	Muhtelif diver- ses	Meslekler yekünü Total des professions	
Alaşehir	E	7,145	810	694	93	79	13	57	38	111	9,045	6,492
	H K F	3,822	211	19	10	—	—	—	—	24	4,086	13,387
Demirci	E	5,367	623	266	74	57	1	49	3	77	6,517	5,257
	H K F	5,306	1,247	3	2	—	—	—	—	40	6,598	7,790
Eşme	E	5,479	87	113	49	40	6	—	11	13	5,793	4,135
	H K F	1,615	113	1	2	—	—	—	—	—	1,731	9,382
Gürdüs	E	5,534	260	217	44	52	6	39	3	87	6,242	4,237
	H K F	4,829	1,735	11	7	2	—	—	—	11	6,595	5,526
Şehir Ville	E	2,820	1,053	663	65	122	13	33	14	284	5,067	3,696
	H K F	338	34	3	14	5	—	—	1	41	436	7,698
Kasaba Köyler Villages	E	3,503	218	119	30	7	3	3	6	96	3,985	3,453
	H K F	1,538	10	9	—	1	—	—	—	27	1,585	6,370
Yekün Total	E	6,323	1,271	782	95	129	16	36	20	380	9,052	7,149
	H K F	1,876	44	12	14	6	—	—	1	68	2,021	14,068
Kırkağaç	E	4,421	576	452	47	73	7	879	10	62	6,527	3,651
	H K F	1,889	11	20	11	—	—	—	—	5	1,936	7,606
Kula	E	6,830	1,057	465	57	78	9	55	5	56	8,112	5,522
	H K F	8,480	383	12	4	3	—	—	—	5	8,837	7,188
Salihli	E	6,855	649	628	70	68	9	229	17	309	8,834	5,245
	H K F	3,014	88	9	8	—	—	—	—	12	3,131	11,118

KADRO II
CADRE

Nüfusun meslekler itibarile inkısamı
Répartition de la population d'après les professions
VİLÂYET : **MANİSA** (Mabat - Suite)

KAZALAR Cazas	Cinsiyet Sexes	MESLEKLER — Professions										Mesleksiz veya mesleki meçhul Sans profession ou profession intermittante
		Zirai Agri- coles	Sınai ndus- triel- les	Ticari com- merci- ales	S'er- best libé- rales	Memur Eon- tion- naires	Hakimler Magis- trature	Ordu Armée	P. T. I P. T. I	Muh- teif diver- ses	Meslekler yekünü Total des professions	
Soma	E	4,656	386	284	89	84	6	36	15	54	5,610	4,215
	H K F	1,478	5	2	2	—	—	—	1	8	1,496	9,581
YEKÜN Total	E	82,584	10,363	7,320	1,092	1,225	140	4,055	233	1,924	108,936	74,108
	H K F	37,895	4,072	186	104	21	—	—	2	352	42,632	148,337
Umumî yekün Total général		120,479	14,435	7,506	1,196	1,246	140	4,055	235	2,276	151,568	222,445


VİLÂYET : **MUĞLA**

Muğla	Şehir Ville	E	615	788	444	54	28	18	1,062	6	112	3,127	2,081
		H K F	295	56	8	11	3	—	—	—	30	403	4,517
Muğla	Köyler Villages	E	10,000	826	267	82	52	1	1	1	184	11,414	9,107
		H K F	9,348	140	21	3	—	—	—	—	21	9,533	17,600
Muğla	Yekün Total	E	10,615	1,614	711	136	80	19	1,063	7	296	14,541	11,188
		H K F	9,643	196	29	14	3	—	—	—	51	9,936	22,117
Bodrum		E	3,131	299	238	60	113	5	35	2	206	4,089	2,956
		H K F	2,238	22	—	8	5	—	—	—	37	2,310	6,339
Fethiye		E	7,894	372	507	109	139	12	70	4	160	9,267	6,709
		H K F	4,793	13	162	7	4	—	—	—	36	5,015	13,207
Köyceğiz		E	5,570	149	365	43	56	12	70	8	228	6,501	4,346
		H K F	4,449	11	11	3	—	—	—	—	15	4,489	7,616

KADRO II
CADRE

Nüfusun meslekler itibarile inkisamı
Répartition de la population d'après les professions
VILAYET : MUĞLA (Mabat - Suite)

KAZALAR Cazas	Cinsiyet Sexes	MESLEKLER — Professions										Mesleksiz veya mesleki meçhâl Sans profession ou profession inconnue
		Zirai Agricoles	Sınai industrielles	Ticari commerciales	Serbest libérales	Memur Fonctionnaires	Hakimler Magistrature	Ordu Armée	P.T.T. P.T.T.	Muhelif diverses	Meslekler yekünü Total des professions	
Meşmeris	E	2,244	127	135	32	97	1	42	1	230	2,909	2,056
	H K F	1,798	20	16	6	5	—	—	—	16	1,861	4,546
Milas	E	7,212	812	610	114	139	5	64	7	341	9,304	6,055
	H K F	5,813	36	9	11	—	—	—	—	78	5,947	12,086
YEKÜN Total	E	36,666	3,373	2,566	494	624	54	1,344	29	1,461	46,611	33,310
	H K F	28,734	298	227	49	17	—	—	—	233	29,538	65,911
Umumî yekün Total général		65,400	3,671	2,793	543	641	54	1,344	29	1,694	76,169	99,221



Kadro III
CADRE

NÜFUSUN DİNLER VE MALULİYETLER
İTİBARİLE İNKISAMI

RÉPARTITION DE LA POPULATION D'APRÈS
LES RELIGIONS — RELEVÉ DES INFIRMITÉS

A. — MARMARA VE ADALAR DENİZİ SAHİL VİLÂYETLERİ

VİLÂYETS DES CÔTES DES MERS DE MARMARA ET D'EGÉE

Aydın	Aidine	İzmir	Smyrne
Balıkesir	Balikessir	Manisa	Manissa
Bursa	Brousse	Muğla	Mougla
Çanakkale	Tchanakkale		

KADRO
CADRE III

Nüfusun dinler ve maluliyetler itibarıyla tahsisi
Répartition de la population d'après les religions — Relevé des infirmités
VİLÂYET : AYDIN

KAZALAR Cazas	Clas- yet Seres	DİNLER — Religions									MALULİYETLER — Infirmités							
		İslam Mu- sul- mans	Kato- lik Catho- liques	Protis- tan Protes- tants	Orto- doks Ortho- doxes	Erme- ni Arme- niens	Hris- tiyan Chri- tiens	Muse- vi Israe- lites	Sair dinler Autres religions	Dinsiz veya dini meçhul Religion inco- nue ou sans	Malu- liyet- siz Sans infirmité	Kör Aveu- gles	Sağır dilsiz Sourd- muets	Topal Estro- pids des jambes	Çolak Man- chots	Kan- bur Bos- sus	Sair maluli- yetler Autres infirmités	
Aydın	Şehir Ville	E H K F	6,004	8	3	13	—	4	—	—	—	5,892	7	7	43	16	3	64
		K F	5,939	3	2	—	—	2	—	—	—	5,895	12	6	8	1	—	24
	Köyler Villages	E H K F	27,524	2	—	2	—	—	—	1	4	27,092	37	46	115	60	—	183
		K F	31,221	1	—	—	—	—	—	—	—	31,087	19	17	45	6	—	48
	Yekün Total	E H K F	33,528	10	3	15	—	4	—	1	4	32,984	44	53	158	76	3	247
		K F	37,160	4	2	—	—	2	—	—	—	36,982	31	23	53	7	—	72
Bozdagan	E H K F	12,254	—	—	—	—	—	—	—	—	11,998	14	12	57	22	6	145	
		14,931	—	—	—	—	—	—	—	—	14,810	17	17	32	2	—	53	
Eşme	E H K F	12,556	—	—	—	—	—	—	—	—	12,396	14	8	34	23	4	77	
		15,561	—	—	—	—	—	—	—	—	15,521	4	3	8	3	—	22	
Karacasu	E H K F	5,030	—	—	—	—	—	—	—	—	4,920	11	7	25	33	—	34	
		6,490	—	—	—	—	—	—	—	—	6,440	5	11	14	6	2	12	
Nazilli	E H K F	23,151	2	1	—	—	—	—	1	—	22,740	35	30	72	40	2	236	
		26,715	1	1	—	—	—	—	—	—	26,620	22	11	17	3	—	44	
Söke	Şehir Ville	E H K F	5,445	7	2	—	—	5	—	—	3	5,362	7	1	19	11	1	61
		K F	4,922	—	3	1	—	—	—	2	—	4,911	4	2	3	1	—	7
	Köyler Villages	E H K F	7,291	—	—	—	—	—	—	—	—	7,176	9	8	25	10	—	63
		K F	7,433	—	—	—	—	—	—	—	—	7,399	4	5	6	3	1	15
	Yekün Total	E H K F	12,736	7	2	—	—	5	—	—	3	12,538	16	9	44	21	1	124
		K F	12,355	—	3	1	—	—	—	2	—	12,310	8	7	9	4	1	22

KADRO III
CADRE

Nüfusun dinler ve maluliyetler itibarıyla dağılımı
Répartition de la population d'après les religions — Relevé des infirmités
VİLAYET: AYDIN (Mabat - Suite)

KAZALAR Cazas	Cinsiyet Sexes	DİNLER — Religions									MALULİYETLER — Infirmités							
		İslam Mu- sul- mans	Kato- lik Catho- liques	Protis- tan Protes- tants	Orto- doks Ortho- doxes	Erme- ni Armé- niens	Hiris- tiyan Chrê- tiens	Muse- vi Israé- lites	Sair diner Autres religions	Dinsiz veya dini meçhul Religion incon- nue ou sans	Malu- liyet- siz Sans infirmité	Kör Aveu- gles	Sağır dilsiz Sourd- muets	Topal Estro- pés des tampes	Çolak Man- chots	Kan- bur Bos- sus	Sair maluli- yetler Autres infirmité	
YEKÜN Total	E	99,255	19	6	15	—	9	—	2	7	97,576	134	119	390	215	16	863	
	H K F	113,212	5	6	1	—	2	—	2	—	112,683	87	72	133	25	3	225	
Umumi yekün Total général		212,467	24	12	16	—	11	—	4	7	210,259	221	191	523	240	19	1,088	
VİLAYET: BALIKESİR																		
Balı- kesir	Şehir Ville	E	14,193	14	4	1	—	50	7	—	1	14,060	20	17	53	25	2	93
		H K F	11,462	6	2	—	—	—	—	—	—	11,415	9	9	13	4	—	20
	Köyler Villages	E	51,601	12	4	—	—	—	1	3	—	50,890	85	58	190	94	4	300
		H K F	58,109	—	—	—	—	—	—	—	3	57,894	48	25	50	11	5	79
	Yekün Total	E	65,794	26	8	1	—	50	8	3	1	46,950	105	75	243	119	6	393
		H K F	69,571	6	2	—	—	—	—	—	3	69,309	57	34	63	15	5	99
Ayva- lık	Şehir Ville	E	6,987	4	—	—	—	—	—	—	1	6,907	6	5	21	8	1	44
		H K F	6,556	—	1	—	—	—	—	—	—	6,540	5	4	3	2	—	3
	Köyler Villages	E	1,661	—	—	—	—	—	—	—	—	1,637	2	3	12	3	—	4
		H K F	1,663	—	—	—	—	—	—	—	—	1,655	2	1	1	—	—	4
	Yekün Total	E	8,648	4	—	—	—	—	—	—	1	8,544	8	8	33	11	1	48
		H K F	8,219	—	1	—	—	—	—	—	—	8,195	7	5	4	2	—	7
Balya	E	16,051	35	6	1	—	—	3	—	—	15,853	18	13	61	34	1	116	
	H K F	15,392	15	2	3	—	—	—	—	—	15,328	29	13	13	6	—	23	

KADRO
CADRE III

Nüfusun dinler ve maluliyetler itibarıyla tahsisi
Répartition de la population d'après les religions — Relevé des infirmités
VİLİYET : BALIKESİR (Mabat - Suite)

KAZALAR Cazas	Cinsiyet Sexes	DİNLER — Religions									MALULİYETLER — Infirmités							
		İslam Mu- sul- mans	Kato- lik Catho- liques	Protis- tan Protes- tants	Orto- doks Ortho- doxes	Erme- ni Armé- niens	Hiris- tiyan Chrê- tiens	Muse- vi Israé- lites	Sair dinler Autres religions	Dinsiz veya dini meçhul Religion incon- nue ou sans	Malu- liyet- siz Sans infirmité	Kör Aveu- gles	Sağır dilsiz Sourd- muets	Topal Estro- piés des jambes	Çolak Man- chots	Kan- bur Bos- sus	Sair maluli- yetler Autres infirmités	
Ban- dırma	Şehir Ville	E H K F	5,733	7	1	—	—	—	4	—	1	5,685	2	4	20	10	—	25
		K F	5,377	3	—	—	—	—	1	—	—	5,352	1	9	5	1	—	13
	Köyler Villages	E H K F	24,407	5	—	40	—	—	13	6	2	24,136	33	33	91	41	1	138
		K F	25,858	4	2	278	—	—	7	21	2	26,080	18	9	26	6	6	27
Yekün Total	E H K F	30,140	12	1	40	—	—	17	6	3	29,821	35	37	111	51	1	163	
	K F	31,235	7	2	278	—	—	8	21	2	31,432	19	18	31	7	6	40	
Burhaniye	Şehir Ville	E H K F	11,517	1	—	4	2	—	—	—	—	11,266	17	14	62	36	4	125
		K F	11,862	—	—	—	—	—	—	—	—	11,817	9	6	11	4	1	14
Dursunbey	Şehir Ville	E H K F	7,668	2	—	—	—	—	1	—	—	7,542	15	13	24	23	4	50
		K F	9,209	—	—	—	—	—	—	—	—	9,159	12	8	14	2	2	12
Edre- mit	Şehir Ville	E H K F	6,997	1	1	2	—	1	—	2	—	6,926	6	2	18	15	—	37
		K F	5,153	2	—	—	—	—	2	—	—	5,131	4	—	7	2	—	13
	Köyler Villages	E H K F	13,416	1	—	3	—	8	—	—	—	13,170	21	18	78	47	1	93
		K F	14,084	—	—	—	—	—	—	—	—	14,022	15	8	9	1	3	26
Yekün Total	E H K F	20,413	2	1	5	—	9	—	2	—	20,096	27	20	96	62	1	130	
	K F	19,237	2	—	—	—	—	2	—	—	19,153	19	8	16	3	3	39	
Günan	Şehir Ville	E H K F	20,245	—	—	1	—	—	—	—	—	19,960	15	13	101	37	5	115
		K F	22,427	—	—	—	—	—	—	—	—	22,364	14	7	19	1	1	21
Sındırgı	Şehir Ville	E H K F	13,572	—	—	—	—	—	—	—	—	13,458	7	7	27	24	—	49
		K F	16,148	—	—	—	—	—	—	—	—	16,103	10	2	15	1	—	17

KADRO III
CADRE

Nüfusun dinler ve maluliyetler itibarile inkişımı
Répartition de la population d'après les religions — Relevé des infirmités
VİLÂYET : BALIKESİR (Mabat - Suite)

KAZALAR Cazas	Cinsiyet Sexes	DİNLER — Religions									MALULİYETLER — Infirmités						
		İslam Mu- sul- mans	Kato- lik Catho- liques	Protis- tan Protes- tants	Orto- doks Ortho- doxes	Erme- ni Arme- niens	Hris- tiyan Chré- tiens	Muse- vi Israé- lites	Sair dinler Autres religions	Dinsiz veya dini meçhül Religion incou- nue ou sans	Malu- liyet- siz Sans infirmité	Kör Aveu- gles	Sağır dilsiz Sourd- muets	Topal Estro- pés des lignes	Çotak Man- chots	Kan- bur Bos- sus	Sair matuli- yetler Autres infirmités
Susıgırık	E	11,913	2	1	—	—	—	—	—	—	11,777	8	5	42	26	1	57
	H K F	11,186	2	—	—	—	—	4	—	—	11,153	3	7	14	2	1	12
YEKÜN Total	E	205,961	84	17	52	2	59	29	11	5	203,267	255	205	800	423	24	1,246
	H K F	214,486	32	7	231	—	—	14	21	5	214,013	179	108	200	43	19	284
Umumi yekün Total général		420,447	116	24	333	2	59	43	32	10	417,280	434	313	1,000	466	43	1,530

VİLÂYET BURSA

Bursa	Şehir Ville	E	29,561	37	8	8	3	13	921	3	3	29,852	44	69	115	45	9	423
		H K F	30,147	26	10	5	—	3	941	1	—	30,945	19	27	36	13	9	84
	Köyler Villages	E	31,420	2	—	9	—	—	—	—	—	30,731	26	63	134	55	6	416
		H K F	34,126	3	1	—	—	—	—	—	—	33,969	20	21	50	5	3	62
Yekün Total	E	30,981	39	6	17	3	13	921	3	3	60,583	70	132	249	100	15	839	
	H K F	64,273	29	11	5	—	3	941	1	—	64,914	39	48	86	18	12	146	
Gemlik	E	9,243	1	1	1	—	—	—	—	—	9,099	12	7	40	12	—	76	
	H K F	9,768	—	—	—	—	—	—	—	—	9,737	5	6	8	1	—	11	
İnegöl	Şehir Ville	E	5,593	—	—	1	—	—	7	—	—	5,495	7	8	27	9	—	55
		H K F	6,270	1	—	1	—	1	8	—	—	6,255	2	4	6	1	2	11
	Köyler Villages	E	22,181	—	—	3	—	—	—	—	—	21,754	37	34	94	58	1	206
		H K F	25,095	—	—	—	—	—	—	—	—	24,971	23	20	33	4	—	44
Yekün Total	E	27,774	—	—	4	—	—	7	—	—	27,249	44	42	121	67	1	261	
	H K F	31,365	1	—	1	—	1	8	—	—	31,226	25	24	39	5	2	55	

KAZALAR Cazas	Cinsiyet Sexes	DİNLER — Religions									MALULİYETLER — Infirmités						
		İslam Mu- sul- mans	Kato- lik Catho- liques	Protis- tan Protes- tants	Orto- doks Ortho- doxes	Erme- ni Armé- niens	Hris- tiyan Chrê- tiens	Muse- vi Israë- lites	Sair dinler Autres religions	Dinsiz veya dini meçhul Religion incon- nue ou sans	Malu- liyet- siz Sans infirmité	Kör Aveu- gles	Sağır dilsiz Sourd- muets	Topal Estru- piés des jambes	Çolak Man- chots	Kan- bur Bos- sus	Sair maluli- yetler Autres infirmités
Karacabey	E	14,635	2	1	10	—	—	—	—	—	14,513	14	5	39	17	1	59
	H K F	15,096	2	—	—	—	—	—	—	—	15,071	4	5	9	1	1	7
Sehir Ville	E	6,188	—	—	—	—	—	19	—	—	6,102	12	3	19	9	2	60
	H K F	6,852	—	—	—	—	—	13	—	—	6,847	1	2	5	2	1	7
Mustafa Kemal paşa	E	18,860	—	—	—	—	—	4	—	—	18,549	25	16	95	50	5	124
	H K F	21,307	—	—	—	—	—	—	—	—	21,256	11	6	13	1	—	20
Yekün Total	E	25,048	—	—	—	—	—	4	19	—	24,651	37	19	114	59	7	18
	H K F	28,159	—	—	—	—	—	—	13	—	28,103	12	8	18	3	1	27
Müdanya	E	7,286	5	—	1	—	—	4	—	—	7,221	5	7	11	1	—	51
	H K F	6,569	1	—	—	—	—	—	—	—	6,535	3	3	9	2	—	18
Orhaneli	E	18,164	—	—	—	—	—	—	—	—	17,926	36	12	46	25	4	115
	H K F	22,140	—	—	—	—	—	—	—	—	22,071	14	3	18	3	1	30
Orhan gazi	E	8,045	—	—	1	—	—	—	—	—	7,981	4	3	20	6	—	32
	H K F	8,280	—	—	—	—	—	—	—	—	8,267	4	2	3	2	—	2
Yenişehir	E	20,483	—	—	—	—	—	1	2	—	20,302	22	8	46	17	2	89
	H K F	22,198	—	—	—	—	—	—	—	—	22,162	6	6	9	1	1	13
YEKÜN Total	E	191,659	47	10	34	3	18	953	3	3	189,525	244	235	686	304	30	1,706
	H K F	207,848	33	11	6	—	4	962	1	—	208,086	112	105	109	36	18	309
Umumî yekün Total général		399,507	80	21	40	3	22	1,915	4	3	397,611	356	340	885	340	48	2,015

KADRO III
CADRE

Nüfusun dinler ve maluliyetler itibarile inkişası
Répartition de la population d'après les religions — Relevé des infirmités
VİLAYET : ÇANAKKALE

KAZALAR Cazas	Class- yet Sexes	DİNLER — Religions									MALULİYETLER — Infirmités						
		İslam Mu- sul- mans	Kato- lik Catho- liques	Protis- tan Protes- tants	Orto- doks Ortho- doxes	Erme- ni Armé- niens	Hris- tiyan Chré- tiens	Muse- vi Israé- lites	Sair dinler Autres religions	Dinsiz veya dini meçhul Religion inco- nue ou sans	Malu- liyet- siz Sans infirmité	Kör Aveu- gles	Sagır dilsiz Sourd- muets	Topal Estro- piés des loupes	Çolak Man- chots	Kan- bur Bos- sus	Sair maluli- yetler Autres infirmités
Çanakkale	E H	9,234	47	6	12	—	1	391	—	—	9,507	25	10	41	28	—	80
	K F	8,486	12	3	2	—	—	561	—	1	9,011	9	9	10	—	3	23
Bayramiç	E H	11,621	—	—	4	—	—	46	—	—	11,401	27	20	61	50	6	106
	K F	13,211	—	—	—	—	—	47	—	—	13,150	26	8	23	7	5	39
Biga	E H	29,784	2	1	9	—	—	7	4	—	29,254	38	47	149	86	12	221
	K F	33,082	—	—	—	—	—	2	—	—	33,957	27	14	45	11	5	45
Bozcaada	E H	301	—	—	461	—	—	—	—	—	737	1	2	4	—	1	17
	K F	330	—	—	538	2	—	—	—	—	856	—	1	5	—	1	7
Eceabat	E H	2,898	13	4	15	—	1	7	2	—	2,859	6	7	16	12	3	37
	K F	2,906	—	3	4	1	—	3	—	—	2,903	5	1	3	—	—	5
Ezine	E H	14,272	—	—	—	—	—	26	—	—	13,941	22	22	89	52	6	166
	K F	14,558	—	—	—	—	—	5	—	—	14,439	19	17	22	11	2	53
Gelibolu	E H	6,322	7	—	1	15	—	322	—	1	6,538	14	9	37	14	2	54
	K F	6,534	10	—	1	5	—	414	—	—	6,936	4	2	7	4	—	11
İmroz	E H	108	2,920	—	—	—	—	—	—	—	3,015	3	1	3	2	—	4
	K F	59	—	—	3,417	—	208	7	—	—	3,690	—	—	—	—	—	1
Lapseki	E H	8,804	—	—	5	—	—	—	2	—	8,644	15	15	44	35	2	56
	K F	9,640	—	—	—	—	—	7	—	—	9,601	16	2	15	3	1	9
YEKÜN Total	E H	83,344	2,989	11	507	15	2	799	8	1	85,896	151	133	444	279	32	741
	K F	88,806	22	6	3,962	8	208	1,046	—	1	93,523	106	54	130	36	17	193
Umumî yekün Total général		172,150	3,011	17	4,469	23	210	1,845	8	2	179,419	257	187	574	315	49	934

KADRO III
CADRE

Nüfusun dinler ve maluliyetler itibarile inkişanı
Répartition de la population d'après les religions — Relevé des infirmités
VİLÂYET : İZMİR

KAZALAR Cazas	Cinsiyet Sexes	DİNLER — Religions									MALULİYETLER — Infirmités							
		İslam Mulsulmans	Katolik Catholiques	Protistan Protestants	Ortodoks Orthodoxes	Ermeni Arméniens	Hristiyan Chrétiens	Musevi Israélites	Sair dinler Autres religions	Dinsiz veya dini meçhul Religion inconnue ou sans	Maluliyetsiz Sans infirmités	Kör Aveugles	Sağırsız Sourmuets	Topal Estropiés des jambes	Çolak Manchots	Kanbur Bos-sus	Sair maluliyetler Autres infirmités	
İzmir	Şehir Ville	E	72,211	2,010	161	310	13	61	7,199	27	4	80,112	118	207	303	107	13	1,136
		H	60,445	2,160	116	163	5	8	9,016	12	3	71,194	100	117	124	20	12	361
	Köyler Villages	E	16,298	406	105	26	1	3	111	—	1	16,590	19	28	82	34	6	192
		H	12,450	596	108	49	—	—	175	1	—	13,301	7	12	17	3	4	35
Yekün Total	E	88,509	2,416	266	336	14	64	7,310	27	5	96,702	137	235	385	141	19	1,328	
	H	72,895	2,756	224	212	5	8	9,191	13	3	84,495	107	129	141	23	16	396	
Bayındır	Şehir Ville	E	12,576	4	—	—	—	—	39	—	—	12,411	26	14	60	30	—	78
		H	13,025	1	—	—	—	—	36	—	—	13,015	7	6	12	2	—	20
Ber-gama	Şehir Ville	E	6,898	—	—	1	—	1	102	—	—	6,882	11	13	28	15	2	51
		H	6,149	—	—	—	—	—	71	—	1	6,193	3	2	11	2	—	10
	Köyler Villages	E	23,952	—	—	6	—	—	—	—	2	23,591	29	28	99	60	—	153
		H	26,559	—	—	—	—	—	—	—	—	26,444	15	16	26	7	6	45
Yekün Total	E	30,850	—	—	7	—	1	102	—	2	30,473	40	41	127	75	2	204	
	H	32,708	—	—	—	—	—	71	—	1	32,637	18	18	37	9	6	55	
Çeşme	Şehir Ville	E	5,044	—	—	—	—	1	12	—	—	5,002	6	5	10	4	—	30
		H	4,912	1	—	—	—	—	9	—	—	4,904	2	—	7	—	1	8
Foça	Şehir Ville	E	4,987	—	—	—	—	—	—	—	—	4,925	5	2	13	6	—	36
		H	3,914	—	—	—	—	—	—	—	—	3,905	4	—	—	—	—	5
Karaburun	Şehir Ville	E	3,880	—	—	—	—	—	—	—	—	3,840	3	3	9	6	—	19
		H	4,000	—	—	—	—	—	—	—	—	3,983	2	1	7	2	—	5

KAZALAR Cazas	Cinsli- yet Sexes	DİNLER — Religions									MALULİYETLER — Infirmités						
		İslam Mu- sul- mans	Kato- lik Catho- liques	Protis- tan Protes- tants	Orto- doks Ortho- doxes	Erme- ni Arme- niens	Hris- tiyan Chri- tiens	Muse- vi Israe- lites	Sair dinler Autres religions	Dinsiz veya dini meçhul Religion incou- mue ou sans	Malu- liyet- siz Sans infirmité	Kör Aven- gles	Sagır dilsiz Sourd- muets	Topal Estro- pils des lumpes	Çolak Man- chots	Kan- bur Bos- sus	Sair maluli- yetler Autres infirmités
Kemalpaşa	E H K F	11,341	—	5	5	1	16	9	—	—	11,236	6	7	37	15	—	76
	E H K F	10,592	—	—	—	—	—	—	—	—	10,548	5	4	11	1	2	21
Kuşada	E H K F	7,251	7	—	7	—	—	—	—	—	7,134	9	6	39	17	1	59
	E H K F	7,164	2	—	—	—	—	—	—	—	7,135	6	2	4	3	1	15
Menemen	E H K F	14,985	1	—	—	—	16	79	—	1	14,817	27	13	60	35	4	126
	E H K F	13,149	—	—	—	—	—	67	—	—	13,137	9	10	14	5	2	39
Ödemiş	E H K F	8,248	1	—	9	—	—	53	—	—	8,199	12	7	33	11	1	48
	E H K F	8,456	—	—	—	—	—	26	—	—	8,453	3	2	8	—	—	16
	E H K F	27,827	3	—	—	—	1	—	—	—	27,374	36	33	110	82	5	191
	E H K F	31,929	—	—	—	—	—	—	—	—	31,803	21	13	26	16	2	48
Seferihisar	E H K F	36,075	4	—	9	—	1	53	—	—	35,573	48	40	143	93	6	239
	E H K F	40,385	—	—	—	—	—	26	—	—	40,256	24	15	34	16	2	64
Tire	E H K F	4,383	—	—	—	—	—	—	—	—	4,296	16	3	22	10	—	36
	E H K F	3,935	—	—	—	—	—	—	—	—	3,912	1	3	8	—	—	11
Sehir Ville	E H K F	8,801	3	—	15	—	—	440	—	—	9,083	20	5	47	27	2	75
	E H K F	8,862	1	—	—	—	—	623	—	2	9,442	5	4	13	2	—	22
Köyler Villages	E H K F	9,691	—	—	—	—	—	—	1	—	9,493	29	11	44	29	3	83
	E H K F	10,789	—	—	—	—	—	—	—	—	10,724	9	10	15	6	—	25
Yekân Total	E H K F	18,492	3	—	15	—	—	440	1	—	18,576	49	16	91	56	5	158
	E H K F	19,651	1	—	—	—	—	623	—	2	20,166	14	14	28	8	—	47

KADRO III
CADRE

Nüfusun dinler ve maluliyetler itibarile inkişası
Répartition de la population d'après les religions — Relevé des infirmités
VİLÄYET : İZMİR (Mabat - Suite)

KAZALAR Cazas	Clasif. yet Sexes	DİNLER — Religions									MALULİYETLER — Infirmités							
		İslam Mu- sul- mans	Kato- lik Catho- liques	Protis- tan Protes- tants	Orto- doks Ortho- doxes	Erme- ni Armé- niens	Hris- tiyan Chré- tiens	Muse- vi Israé- lites	Sair dinler Autres religions	Dinsiz veya dini meçhul Religion incon- nue ou sans	Malu- liyet- siz Sans infirmité	Kör Aveu- gles	Sağır dilsiz Sourd- muets	Topal Estré- piés des jambes	Çolak Man- chots	Kan- bur Bos- sus	Sair malulî- yetler Autres infirmités	
Torbali	E H K F	10,977	—	—	—	—	5	5	—	—	10,784	17	17	37	23	1	108	
	E H K F	10,118	—	—	—	—	—	—	—	—	10,079	5	6	12	1	—	15	
Urla	E H K F	8,580	—	—	—	—	—	43	—	—	8,391	10	15	37	39	5	126	
	E H K F	7,001	—	—	—	—	—	42	—	—	6,995	7	7	13	1	1	19	
YEKÜN Total	E H K F	257,930	2,435	271	379	15	104	8,092	28	8	264,160	399	417	1,070	550	43	2,623	
	E H K F	243,449	2,761	224	212	5	8	10,065	13	6	255,167	211	215	328	71	31	720	
Umumî yekün Total général		501,379	5,196	495	591	20	112	18,157	41	14	519,327	610	632	1,398	621	74	3,343	
VİLÄYET : MANISA																		
Manisa	Şehir Ville	E H K F	15,412	21	6	14	—	4	86	2	—	15,226	21	16	53	29	2	198
		E H K F	13,063	5	1	1	—	—	69	—	—	13,030	12	10	21	6	4	56
	Köyler Villages	E H K F	32,012	—	—	15	—	—	7	—	—	31,367	45	47	163	65	2	345
		E H K F	32,040	—	—	—	—	—	3	—	—	31,821	43	30	55	14	1	79
	Yekün Total	E H K F	47,424	21	6	29	—	4	93	2	—	46,593	66	63	216	94	4	543
E H K F	45,103	5	1	1	—	—	72	—	—	—	44,851	55	40	76	20	5	135	
Akhi- sar	Şehir Ville	E H K F	9,242	1	—	47	—	1	31	—	—	9,171	5	11	25	12	—	98
		E H K F	8,669	—	—	4	—	—	31	—	—	8,662	3	4	11	4	1	19
	Köyler Villages	E H K F	14,500	1	—	2	—	—	—	—	—	14,355	19	11	56	21	2	139
		E H K F	15,006	—	—	—	—	—	—	—	—	14,965	10	4	8	—	—	19
	Yekün Total	E H K F	23,742	2	—	49	—	1	31	—	—	23,426	24	22	81	33	2	237
E H K F	23,675	—	—	4	—	—	—	31	—	—	23,627	13	8	19	4	1	38	

KAZALAR Cazas	Cinsiyet Sexe	DİNLER — Religions									MALULİYETLER — Infirmités						
		İslam Mu- sul- mans	Kato- lik Catho- liques	Protis- tan Protes- tants	Orto- doks Ortho- doxes	Erme- ni Armé- niens	Hris- tiyan Chrê- tiens	Muse- vi Israé- lites	Sair dinler Autres religions	Dinsiz veya dini meçhul Religion incon- nue ou sans	Malu- liyet- siz Sans infirmité	Kör Aveu- gles	Sağır dilsiz Sourd- muets	Topal Estro- piés des jambes	Çolak Man- chots	Kan- bur Bos- sus	Sair maluliyetler Autres infirmités
Alaşehir	E	15,513	—	1	23	—	—	—	—	—	15,179	21	27	86	32	2	190
	H K F	17,473	—	—	—	—	—	—	—	—	17,366	17	13	29	9	—	39
Demirci	E	11,774	—	—	—	—	—	—	—	—	11,520	24	27	68	43	2	90
	H K F	14,388	—	—	—	—	—	—	—	—	14,288	19	2	33	12	1	33
Eşme	E	9,932	—	—	—	—	—	1	—	—	9,840	11	7	25	13	1	36
	H K F	11,113	—	—	—	—	—	—	—	—	11,090	7	1	9	—	—	6
Gürdüs	E	10,477	—	—	—	—	—	1	1	—	10,314	12	18	40	22	2	71
	H K F	12,121	—	—	—	—	—	—	—	—	12,043	16	7	18	1	—	36
Kasaba	E	8,708	1	2	11	—	17	24	—	—	8,611	9	14	36	16	8	69
	H K F	8,107	—	—	2	—	—	25	—	—	8,077	13	10	7	1	9	17
Kasaba	E	7,433	—	—	—	—	4	1	—	—	7,290	11	16	39	23	2	57
	H K F	7,955	—	—	—	—	—	—	—	—	7,908	7	3	10	4	1	22
Kasaba	E	16,141	1	2	11	—	21	25	—	—	15,901	20	30	75	39	10	126
	H K F	16,062	—	—	2	—	—	25	—	—	15,985	20	13	17	5	10	39
Kırkağaç	E	10,177	—	—	1	—	—	—	—	—	10,010	15	16	46	20	1	70
	H K F	9,542	—	—	—	—	—	—	—	—	9,450	13	9	27	6	4	33
Kula	E	13,631	1	—	—	—	2	—	—	—	13,313	22	23	102	38	2	134
	H K F	16,023	—	1	—	—	1	—	—	—	15,902	17	15	41	10	1	39
Salihli	E	14,071	2	—	4	—	2	—	—	—	13,730	17	34	84	43	5	166
	H K F	14,249	—	—	—	—	—	—	—	—	14,130	17	12	37	6	2	45

KADRO
CADRE **III**

Nüfusun dinler ve maluliyetler itibarile inkısamı
Répartition de la population d'après les religions — Relevé des infirmités
VİLÄYET : **MANİSA** (Mabat - Suite)

KAZALAR Cazas	Cinsiyet Sexes	DİNLER — Religions									MALULİYETLER — Infirmités						
		İslam Mu- sul- mans	Kato- lik Catho- liques	Protis- tan Protes- tants	Orto- doks Ortho- doxes	Erme- ni Arme- niens	Hiris- tiyan Chré- tiens	Muse- vi Israé- lites	Sair dinler Autres religions	Dinsiz veya dini meçhul Religion incou- nue ou sans	Malu- liyet- siz Sans infirmité	Kör Aveu- gles	Sağır ğilsiz Sourd- muets	Topal Estre- nés des jambes	Çolak Man- chots	Kan- bur Bos- sus	Sair malul yetler Autres infirmités
Soma	E H K F	9,825	—	—	—	—	—	—	—	—	9,589	16	26	57	26	3	108
	E H K F	11,077	—	—	—	—	—	—	—	—	10,993	22	11	17	5	1	28
YEKÛN Total	E H K F	182,707	27	9	117	—	31	150	3	—	179,415	248	293	880	405	34	1,771
	E H K F	190,826	5	2	7	—	1	128	—	—	189,725	216	131	323	78	25	471
Umumî yekûn Total général		373,533	32	11	124	—	32	278	3	—	369,140	464	424	1,203	481	59	2,242

VİLÄYET : **MUĞLA**

Muğla	Şehir Ville	E H K F	5,187	11	—	3	—	4	1	2	—	5,130	8	7	10	6	1	46
		E H K F	4,913	5	—	—	—	—	2	—	—	—	4,875	8	2	10	1	—
	Köyler Villages	E H K F	20,521	—	—	—	—	—	—	—	—	19,972	44	32	127	69	5	272
		E H K F	27,132	1	—	—	—	—	—	—	—	26,906	36	30	61	14	2	84
Yekûn Total	E H K F	25,708	11	—	3	—	4	1	2	—	25,102	52	39	137	75	6	318	
	E H K F	32,045	6	—	—	—	2	—	—	—	31,781	44	32	71	15	2	108	
Bodrum	E H K F	7,033	—	—	3	—	—	9	—	—	6,875	20	7	39	18	3	83	
	E H K F	8,648	—	—	—	—	—	1	—	—	8,610	8	4	5	1	—	21	
Fethiye	E H K F	15,900	7	30	21	—	3	14	—	1	15,671	29	14	82	37	2	141	
	E H K F	18,220	1	1	—	—	—	—	—	—	18,101	22	9	43	6	4	37	
Köyceğiz	E H K F	10,808	10	27	1	—	—	1	—	—	10,669	14	10	52	26	—	76	
	E H K F	12,103	—	—	1	—	—	1	—	—	12,042	6	6	24	6	—	21	

KADRO III
CADRE

Nüfusun dinler ve maluliyetler itibarile inkişanı
Répartition de la population d'après les religions — Relevé des infirmités
VİLAYET MUĞLA (Mabat - Suite)

KAZALAR Cazas	Cinsli- yet Sexes	DİNLER — Religions									MALULİYETLER — Infirmités						
		İslam Mu- sul- mans	Kato- lik Catho- liques	Protis- tan Protes- tants	Orto- doks Ortho- doxes	Erme- ni Armé- niens	Hiris- tiyan Chrê- tiens	Muse- vi Israë- lites	Sair dinler Autres religions	Dinsiz veya dinî meçhul Religion incon- nue ou sans	Malu- liyet- siz Sans infirmité	Kör Aveu- gles	Sagır dilsiz Sourd- muets	Topal Estrô- piés des jampos	Çolak Man- chots	Kan- bur Bos- sus	Sair maluli- yetler Autres infirmités
Mermeris	E	4,954	—	—	5	—	—	6	—	—	4,863	17	5	34	14	—	32
	K	6,407	—	—	—	—	—	—	—	—	6,367	6	2	11	4	—	17
Milas	E	15,177	9	1	6	—	3	163	—	—	14,993	30	24	83	30	1	198
	K	17,934	3	—	—	—	—	96	—	—	17,938	12	9	33	6	1	34
YEKÜN Total	E	79,580	37	58	39	—	10	194	2	1	78,173	162	99	427	200	12	848
	K	95,357	10	1	1	—	3	97	—	—	94,839	98	62	187	38	7	238
Umumi yekün Total général		174,937	47	59	40	—	13	291	2	1	173,012	260	161	614	238	19	1,086

1. The first part of the document is a list of names and titles, including "The Hon. Mr. Justice" and "The Hon. Mr. Justice".

The remainder of the page is mostly blank, with some faint, illegible markings and noise, possibly due to scanning artifacts or extremely faded text.

Kadro IV
CADRE

NÜFUSUN ANA LİSANLARI İTİBARİLE İNKISAMI

RÉPARTITION DE LA POPULATION D'APRÈS LES LANGÜES MATERNELLES

A. — MARMARA VE ADALAR DENİZİ SAHİL VİLÂYETLERİ

VILAYETS DES CÔTES DES MERS DE MARMARA ET D'EGÉE

Aydın	<i>Aidine</i>	İzmir	<i>Smyrne</i>
Balıkesir	<i>Balikessir</i>	Manisa	<i>Manissa</i>
Bursa	<i>Brousse</i>	Muğla	<i>Mouglâ</i>
Çanakkale	<i>Tchanakkalé</i>		

KADRO
CADRE **IV**

Nüfusu ana lisanı itibarı ile inkişamı
Répartition de la population d'après les langues maternelles
VİLİYET : **AYDIN**

KAZALAR Cazas	Cinsiyet sexes	LİSANLAR — Langues															
		Türk- çe	Rum- ca	Erme- nice	Fran- sızca	İtal- yanca	İngi- lizce	Arap- ça	Acem- ce	Yahu- dice	Çer- kesçe	Kürtçe	Tatar- ca	Arna- vutca	Bul- garca	Sair ve meç- hul lisanlar	
		Tur- que	Grec- que	Armé- nienne	Fran- çaise	Itali- enne	An- glaise	Arabe	Per- sane	Yud- disch	Circas- sienne	Kurde	Tar- tare	Alba- naise	Bul- gare	Autres ou inconnues	
Aydın	Şehir Ville	E	5,930	28	—	5	2	2	1	—	—	2	20	—	7	16	19
		K	5,857	35	1	1	2	2	1	—	—	7	15	—	7	2	16
	Köyler Villages	E	26,900	340	3	—	—	—	6	—	—	10	29	—	197	36	12
		K	30,600	340	—	—	—	—	—	—	—	15	—	1	229	31	6
	Yekün Total	E	32,830	368	3	5	2	2	7	—	—	12	49	—	204	52	31
		K	36,457	375	1	1	2	2	1	—	—	22	15	1	236	33	22
Bozdağan	E	12,184	55	—	—	—	—	2	—	—	6	—	—	—	—	7	
	K	14,881	31	—	—	—	—	1	—	—	6	—	—	—	5	7	
Eşme	E	12,447	108	—	—	—	—	—	—	—	—	—	—	—	—	1	
	K	15,486	74	—	—	—	—	1	—	—	—	—	—	—	—	—	
Karacasu	E	5,030	—	—	—	—	—	—	—	—	—	—	—	—	—	—	
	K	6,490	—	—	—	—	—	—	—	—	—	—	—	—	—	—	
Nazilli	E	23,091	40	—	—	2	1	—	—	—	—	7	—	4	—	10	
	K	26,667	38	—	1	—	1	—	—	—	—	8	—	—	—	2	
Söke	Şehir Ville	E	5,206	95	—	—	5	6	2	—	—	6	97	—	13	2	30
		K	4,721	130	—	—	1	3	1	—	—	11	22	—	5	—	34
	Köyler Villages	E	7,241	7	—	—	—	—	—	—	—	1	—	18	24	—	—
		K	7,413	1	—	—	—	—	—	—	—	—	—	2	17	—	—
	Yekün Total	E	12,447	102	—	—	5	6	2	—	—	7	97	18	37	2	30
		K	12,134	131	—	—	1	3	1	—	—	11	22	2	22	—	34

KADRO
CADRE IV

Nüfusun ana lisanı itibarile inkısamı
Répartition de la population d'après les langues maternelles
VİLÂYET : AYDIN (Mabat - Suite)

KAZALAR Cazas	Cinsiyet Sexes	LİSANLAR — Langues															
		Türkçe	Rumca	Ermenice	Fransızca	İtalyanca	İngilizce	Arapça	Acemce	Yahudice	Cerkesçe	Kürtçe	Tatarca	Arnavutca	Bulgarca	Sair ve meçhul lisanlar	
		Turque	Grecque	Arménienne	Française	Italienne	Anglaise	Arabe	Persane	Yudisch	Circassienne	Kurde	Tartare	Albanaise	Bulgare	Autres ou inconnue	
YEKÜN Total	E	98,029	673	3	5	9	9	11	—	—	25	153	18	245	54	79	
	H	112,115	649	1	2	3	6	4	—	—	39	45	3	258	38	65	
	F	210,144	1,322	4	7	12	15	15	—	—	64	198	21	503	92	144	
VİLÂYET : BALIKESİR																	
Balıkesir	Şehir Ville	E	13,992	45	—	—	2	—	4	—	4	3	146	7	5	16	46
		H	11,431	2	—	1	—	1	1	—	—	2	1	3	13	—	15
	Köyler Villages	E	51,020	3	—	—	—	—	—	—	—	389	14	27	8	7	153
		H	57,255	—	—	—	—	—	—	—	—	451	10	50	—	3	343
	Yekün Total	E	65,012	48	—	—	2	—	4	—	4	392	160	34	13	23	199
		H	68,686	2	—	1	—	1	1	—	—	453	11	53	13	3	358
Ayvalık	Şehir Ville	E	6,804	163	—	—	—	—	—	—	—	1	2	—	8	—	14
		H	6,475	76	—	—	—	—	—	—	—	—	—	—	—	1	5
	Köyler Villages	E	1,491	60	—	—	—	—	—	—	—	—	—	—	—	—	110
		H	1,209	83	—	—	—	—	—	—	—	—	—	—	—	—	371
	Yekün Total	E	8,295	223	—	—	—	—	—	—	—	1	2	—	8	—	124
		H	7,684	159	—	—	—	—	—	—	—	—	—	—	—	1	376
Balya	E	15,018	—	1	19	8	1	1	—	3	45	637	1	21	—	341	
	H	14,932	5	1	6	6	—	3	—	—	44	11	47	23	—	334	

KADRO
CADRE IV

Nüfusun ana lisanı itibarile inkısamı
Répartition de la population d'après les langues maternelles
VİLİYET : **BALIEKSİR** (Mabat - Suite)

KAZALAR Cazas	Cinsiyet Sexes	LİSANLAR — Langues														
		Türkçe	Rumca	Ermenice	Fransızca	İtalyanca	İngilizce	Arapça	Acemce	Yahudice	Çerkesçe	Kürtçe	Tatarca	Arnavutca	Bulgarca	Sair ve meçhul lisanlar
		Turque	Grecque	Arménienne	Française	Italienne	Anglaise	Arabe	Persane	Yudisch	Circassienne	Kurde	Tartare	Albanaise	Bulgare	Autres ou inconnues
Bandırma	EH	5,689	3	—	—	1	—	2	—	3	5	10	4	12	2	15
	HK	5,352	2	—	—	—	—	—	—	2	3	—	5	14	—	3
	KF	—	—	—	—	—	—	—	—	—	—	—	—	—	—	—
		20,767	408	3	1	3	1	3	—	9	1,142	2	698	38	599	799
Köyler Villages	EH	22,210	347	3	2	—	—	2	—	7	1,214	2	807	11	655	912
	KF	—	—	—	—	—	—	—	—	—	—	—	—	—	—	—
Yekün Total	EH	26,456	411	3	1	4	1	5	—	12	1,147	12	702	50	601	814
	KF	27,562	349	3	2	—	—	2	—	9	1,217	2	812	25	655	915
Burhaniye	EH	10,789	29	17	—	—	—	3	—	—	10	26	—	10	5	635
	KF	11,344	12	—	—	—	—	—	—	—	—	—	6	—	—	500
Dursunbey	EH	7,656	—	—	—	—	—	3	—	—	10	—	—	—	—	2
	KF	9,190	5	—	—	—	—	—	—	—	14	—	—	—	—	—
Edremit	EH	6,883	35	1	—	1	—	1	—	—	6	32	4	9	7	25
	HK	5,066	71	—	—	—	—	—	—	—	2	—	—	5	—	13
	KF	—	—	—	—	—	—	—	—	—	—	—	—	—	—	—
		13,195	88	—	—	—	—	—	—	—	3	—	2	3	12	125
Köyler Villages	EH	13,939	70	—	—	—	—	—	—	—	—	—	—	1	—	74
	KF	—	—	—	—	—	—	—	—	—	—	—	—	—	—	—
Yekün Total	EH	20,078	123	1	—	1	—	1	—	—	9	32	6	12	19	150
	KF	19,005	141	—	—	—	—	—	—	—	2	—	—	6	—	87
Gönen	EH	18,435	1	—	—	—	—	—	—	—	1,203	—	—	54	107	442
	KF	20,650	—	—	—	—	—	—	—	—	1,225	—	—	52	107	393
Sındırgı	EH	13,564	1	—	—	—	—	1	—	—	2	—	—	2	1	1
	KF	16,143	—	—	—	—	—	—	—	—	—	—	—	3	—	2

KADRO IV
CADRE

Nüfusun ana lisanı itibarile inkisamı
Répartition de la population d'après les langues maternelles
VİLÂYET : **BALIKESİR** (Mabat - Suite)

KAZALAR Cazas	Cinsiyet Sexes	LİSANLAR — Langues														
		Türkçe	Rumca	Ermenice	Fransızca	İtalyanca	İngilizce	Arapça	Acece	Yahudice	Cerkesçe	Kürtçe	Tatarca	Arnavutca	Bulgarca	Sair ve meçhul lisaniar
		Turque	Grecque	Arménienne	Française	Italienne	Anglaise	Arabe	Perse	Yudisch	Circassienne	Kurde	Tartare	Albanaise	Bulgare	Autres ou inconnus
Susıgırlık	E	11,401	1	—	—	—	3	—	—	—	302	9	92	2	—	106
	H	10,614	3	—	—	—	—	—	—	—	359	—	102	3	—	111
YEKÜN Total	E	196,704	837	22	20	15	5	18	—	19	3,121	878	835	176	756	2,814
	H	205,810	676	4	9	6	1	6	—	9	3,314	24	1,014	131	766	3,076
Umumî yekün Total général		402,514	1,513	26	29	21	6	24	—	28	6,436	902	1,849	307	1,522	5,890

VİLÂYET : **BURSA**

Bursa	Şehir Ville	E	29,081	20	1	22	11	4	16	1	738	12	302	30	114	23	132
		H	29,963	6	—	22	5	5	1	—	—	876	5	24	19	93	4
	Köyler Villages	E	30,862	12	—	—	—	—	—	—	—	2	7	2	96	294	156
		H	33,792	16	—	—	—	—	—	—	—	3	1	—	44	175	99
	Yekün Total	E	59,943	32	1	22	11	4	16	1	788	14	309	32	210	317	288
		H	63,755	22	—	22	5	5	1	—	876	8	25	19	137	179	209
Gemlik	E	8,194	321	—	—	—	—	1	—	1	—	20	—	51	—	658	
	H	8,830	367	—	—	—	—	—	—	—	—	4	—	37	—	530	
İnegöl	Şehir Ville	E	5,231	—	—	—	—	—	—	3	7	—	1	17	74	16	252
		H	5,851	—	—	—	—	—	—	—	8	7	—	12	64	24	315
	Köyler Villages	E	19,022	3	1	—	—	—	—	—	—	850	—	5	110	110	2,083
		H	21,795	1	—	—	—	—	—	—	—	975	2	5	96	35	2,186
	Yekün Total	E	24,253	3	1	—	—	—	—	3	7	850	1	22	184	126	2,335
		H	27,646	1	—	—	—	—	—	—	8	982	2	17	160	59	2,501

KADRO
CADRE **IV**

Nüfusun ana lisanı itibarile inkısamı
Répartition de la population d'après les langues maternelles
VİLİYET: **BURSA** (Mabat - Suite)

KAZALAR Cazas	Clas- yet Sıras	LİSANLAR — Langues.														
		Türk- çe	Rum- ca	Erme- nice	Fran- sızca	İtai- yanca	İngi- lizce	Arap- ça	Acem- ce	Yahu- dice	Çer- kesçe	Kürtçe	Tatar- ca	Arna- vutca	Bul- garca	Sair ve meç- hul lisanlar
		Tur- que	Grec- que	Armé- nienne	Fran- çaise	Itali- enne	An- glaise	Arabe	Per- sane	Yud- disch	Circas- sienne	Kurde	Tar- tare	Alba- naise	Bul- gare	Autres ou inconnues
Karacabey	E	14,460	65	—	—	—	—	—	—	—	62	—	1	19	13	28
	H	14,973	47	—	—	—	—	—	—	—	37	—	—	6	1	34
Şehir Ville	K	6,115	1	—	—	—	—	—	—	19	8	1	—	34	1	28
	F	6,818	2	—	—	—	—	—	—	13	2	—	—	18	—	12
Mustafa Kemal paşa	E	17,560	—	—	—	—	—	—	—	—	1,040	—	117	51	5	91
	H	19,884	8	—	—	—	—	—	—	—	1,177	3	114	19	—	102
Köyler Villages	K	23,675	1	—	—	—	—	—	—	19	1,048	1	117	85	6	119
	F	26,702	10	—	—	—	—	—	—	13	1,179	3	114	37	—	114
Yekûn Total	E	6,735	270	—	4	2	—	9	—	4	2	82	2	9	147	30
	H	6,074	296	—	1	—	—	—	—	—	—	—	—	9	175	15
Mudanya	K	18,164	—	—	—	—	—	—	—	—	—	—	—	—	—	—
	F	22,140	—	—	—	—	—	—	—	—	—	—	—	—	—	—
Orhaneli	E	7,479	1	—	—	—	—	—	—	—	2	—	1	28	122	413
	H	7,643	3	—	—	—	—	—	—	—	3	1	—	6	98	526
Orhangazi	K	19,889	—	—	—	—	1	—	—	2	70	—	—	115	7	402
	F	21,696	6	—	1	—	—	—	—	—	54	—	—	88	11	342
Yenişehir	E	182,792	693	2	26	13	5	26	4	821	2,048	413	175	701	738	4,273
	H	199,459	752	—	24	5	5	1	—	897	2,263	35	150	480	523	4,271
YEKÛN Total	K	382,251	1,445	2	50	18	10	27	4	1,718	4,311	448	325	1,181	1,261	8,544
Umumi yekûn Total général	F															

Nüfusun ana lisani itibarile inkısamı

Répartition de la population d'après les langues maternelles

VİLAYET : ÇANAKKALE

KADRO IV
CADRE

KAZALAR Cazas	Cinsiyet Sexes	LİSANLAR — Langues														
		Türkçe	Rumca	Ermenice	Fransızca	İtalyanca	İngilizce	Arapça	Acemce	Yahudice	Çerkesçe	Kürtçe	Tatarca	Arnavutca	Bulgarca	Sair ve meçhul lisaneler
		Turque	Grecque	Arménienne	Française	Italienne	Anglaise	Arabe	Persane	Yudisch	Circassienne	Kurde	Tartare	Albanaise	Bulgare	Autres ou-inconnues
Çanakkale	E	8,963	157	—	—	38	3	1	—	396	17	6	4	71	—	35
	K	8,816	143	2	3	9	3	—	—	50	—	—	—	39	—	—
Bayramiç	E	11,603	—	—	—	—	—	—	—	30	5	—	—	13	4	16
	K	13,217	—	—	—	—	—	—	—	26	1	—	—	6	2	6
Biga	E	27,703	20	1	2	—	—	1	—	6	1,809	—	1	55	9	200
	K	30,863	24	—	—	—	—	—	—	2	1,843	1	—	63	37	251
Bozcaada	E	300	462	—	—	—	—	—	—	—	—	—	—	—	—	—
	K	330	538	2	—	—	—	—	—	—	—	—	—	—	—	—
Eceabat	E	2,887	—	1	—	12	6	—	—	7	—	—	—	14	2	11
	K	—	2	1	3	—	1	1	—	3	—	—	—	6	—	—
Ezine	E	14,209	23	—	—	—	—	—	—	24	5	2	—	32	—	3
	K	14,542	4	1	—	—	—	—	—	5	—	—	—	11	—	—
Gelibolu	E	6,111	—	13	—	—	2	—	—	327	—	—	1	—	147	67
	K	6,311	—	6	—	—	—	—	—	410	—	18	—	2	92	125
İmroz	E	99	2,929	—	—	—	—	—	—	—	—	—	—	—	—	—
	K	58	3,626	—	—	—	—	—	—	7	—	—	—	—	—	—
Lapseki	E	8,655	—	—	—	—	—	1	—	2	—	—	—	3	6	144
	K	9,458	5	1	—	—	—	—	—	8	—	—	—	6	—	169
YEKÜN Total	E	80,525	3,596	15	2	50	11	3	—	792	1,836	8	6	188	168	476
	K	86,495	4,342	13	6	9	4	1	—	511	1,844	19	—	133	131	551
Umumi yekûn Total général		167,020	7,938	28	8	59	15	4	—	1,303	3,680	27	6	321	299	1,027

KADRO IV
CADRE

Nüfusun ana lisanı itibarıyla inkısamı
Répartition de la population d'après les langues maternelles
VILAYET İZMİR

KAZALAR Cazas	Cins- yet Sexes	LİSANLAR — Langues																
		Türk- çe	Rum- ca	Erme- nice	Fran- sızca	İtal- yanca	İngi- lizce	Arap- ça	Acem- ce	Yahu- dice	Çer- kesçe	Kürtçe	Tatar- ca	Arna- vutca	Bul- garca	Sair ve meç- hul lisanlar		
		Tur- que	Grec- que	Armé- nienne	Fran- çaise	Itali- enne	An- glaise	Arabe	Per- sane	Yud- disch	Circas- sienne	Kurde	Tar- tare	Alba- naise	Bul- gare	Autres ou inconnues		
İzmir	E H K F	Şehir Ville	70,132	1,733	9	627	572	86	206	18	6,705	19	478	37	273	288	813	
		Köyler Villages	58,941	1,950	6	647	575	76	168	3	8,553	6	194	52	135	47	575	
	E H K F	Şehir Ville	15,079	677	—	186	93	102	14	—	82	2	56	1	121	6	532	
		Köyler Villages	11,279	806	—	266	135	102	19	—	142	—	3	—	129	5	493	
	E H K F	Şehir Ville	85,211	2,410	9	813	665	188	220	18	6,787	21	534	38	394	294	1,345	
		Köyler Villages	70,220	2,756	6	913	710	178	187	3	8,695	6	197	52	264	52	1,068	
Bayındır	E H K F	Şehir Ville	12,332	—	—	—	3	—	—	—	37	25	1	—	8	150	63	
		Köyler Villages	12,805	1	—	—	2	—	—	—	36	20	—	—	5	164	29	
Ber- gama	E H K F	Şehir Ville	6,707	4	—	—	—	—	—	—	104	10	93	1	26	20	33	
		Köyler Villages	6,080	4	—	—	—	—	—	—	71	3	33	—	10	16	1	
	E H K F	Şehir Ville	23,603	13	—	—	—	—	—	—	—	11	68	—	142	121	2	
		Köyler Villages	26,314	3	—	—	—	—	—	—	—	11	57	—	104	70	—	
	E H K F	Şehir Ville	30,310	17	—	—	—	—	—	4	—	104	21	161	1	168	141	35
		Köyler Villages	32,394	7	—	—	—	—	—	3	—	71	14	90	—	114	86	1
Çeşme	E H K F	Şehir Ville	4,512	135	—	—	—	—	—	—	8	—	8	—	86	171	137	
		Köyler Villages	4,476	89	9	—	—	—	—	—	7	—	—	—	109	118	114	
Foça	E H K F	Şehir Ville	4,780	—	—	—	—	—	—	1	—	—	14	—	79	—	113	
		Köyler Villages	3,684	1	—	—	—	—	—	1	—	—	9	—	72	1	146	
Karaburun	E H K F	Şehir Ville	3,848	1	—	—	—	—	—	—	—	—	—	—	5	—	26	
		Köyler Villages	3,926	1	—	—	—	—	—	—	—	—	—	—	7	—	66	

KBDRO IV
CADRE

Nüfusun ana lisani itibarile inkısamı
Répartition de la population d'après les langues maternelles
VİLİYET: İZMİR (Mabat - Suite)

KAZALAR Cazas	Cinsiyet Sexes	LİSANLAR — Langues															
		Türk- çe	Rum- ca	Erme- nice	Fran- sızca	İtal- yanca	İngi- lizce	Arap- ça	Acem- ce	Yahu- dice	Çer- kesçe	Kürtçe	Tatar- ca	Arna- vutca	Bul- garca	Sair ve meç- hul lisaneler	
		Tur- que	Grec- que	Armé- nienne	Fran- çaise	Itali- enne	Ang- laise	Arabe	Per- sane	Yud- disch	Circas- sienne	Kurde	Tar- tare	Alba- naise	Bul- gare	Autres ou inconnues	
Kemal Paşa	E	10,950	117	2	—	—	—	1	—	9	2	39	1	15	64	177	
	H K F	10,370	141	—	—	—	—	—	—	—	3	6	—	5	42	25	
Kuşadası	E	7,018	155	—	—	2	—	—	—	—	54	1	—	26	3	6	
	H K F	6,888	186	—	—	1	—	—	—	—	—	—	—	11	—	20	
Menemen	E	14,551	203	—	—	—	—	2	—	68	6	81	1	98	5	67	
	H K F	12,833	209	—	—	—	—	—	—	66	6	3	—	57	2	40	
Öde- miş	E	8,201	7	—	—	—	—	—	—	51	1	3	1	—	10	37	
	H K F	8,345	4	—	—	—	—	—	—	21	—	—	7	4	1	100	
	Köyler Villages	E	27,444	—	—	—	1	2	—	—	—	231	27	—	28	1	97
		H K F	31,671	—	—	—	—	—	—	—	—	156	—	—	24	—	78
	Yekün Total	E	35,645	7	—	—	1	2	—	—	51	232	30	1	28	11	134
		H K F	40,016	4	—	—	—	—	—	—	21	156	—	7	28	1	178
Seferihisar	E	4,311	11	—	—	—	—	—	—	—	—	29	—	28	—	4	
	H K F	3,900	11	—	—	—	—	—	—	—	—	—	—	21	—	3	
Tire	E	8,820	21	—	—	—	—	6	—	331	1	29	—	19	23	9	
	H K F	8,990	17	—	—	—	—	1	—	448	—	—	—	8	15	12	
	Köyler Villages	E	9,628	—	—	—	—	1	5	—	—	—	—	—	56	2	2
		H K F	10,745	—	—	—	—	—	8	—	—	—	—	—	36	3	—
	Yekün Total	E	18,446	21	—	—	—	1	11	—	331	1	29	—	75	25	11
		H K F	19,735	17	—	—	—	—	6	—	448	—	—	—	41	18	12

KADRO IV
CADRE

Nüfusun ana lisanı itibarile inkişanı
Répartition de la population d'après les langues maternelles
VİLÂYET : İZMİR (Mabat - Suite)

KAZALAR Cazas	Cinsi- yet Sexes	LİSANLAR — Langues														
		Türk- çe	Rum- ca	Erme- nice	Fran- sızca	Ital- yanca	İngi- lizce	Arap- ça	Acem- ce	Yahu- dice	Cer- kesçe	Kürtçe	Tatar- ca	Arna- vutca	Bul- garca	Sair ve meç- hul lisanlar
		Tur- que	Grec- que	Armé- nienne	Fran- çaise	Itali- enne	An- glaise	Arabe	Per- sane	Yud- disch	Circas- sienne	Kurde	Tar- tare	Alba- naise	Bul- gare	Autres ou inconnues
Torbalı	E	10,865	61	—	—	—	—	2	—	4	4	13	—	31	5	2
	H	9,999	70	—	—	—	—	8	—	1	14	—	—	23	—	3
Urla	E	7,541	521	—	—	—	—	1	—	14	—	8	—	293	10	235
	H	6,259	379	—	—	—	—	—	—	42	—	—	—	169	5	189
YEKÜN Total	E	250,320	3,659	11	813	671	191	242	15	7,413	366	948	42	1,334	879	2,355
	H	237,505	3,872	15	913	713	178	205	3	9,387	279	305	59	926	489	1,894
Umumî yekün Total général		487,825	7,531	26	1,726	1,384	369	447	21	16,800	645	1,253	101	2,260	1,368	4,249

VİLÂYET : MANİSA

Manisa	Şehir Ville	E	14,817	259	—	6	2	—	48	—	76	5	193	—	78	19	42
		H	12,647	271	—	3	—	—	19	—	59	1	75	—	40	6	18
	Köyler Villages	E	31,464	34	—	—	—	—	27	—	5	54	106	2	207	115	20
		H	31,593	41	—	—	—	—	25	—	3	37	61	—	175	95	13
	Yekün Total	E	46,281	293	—	6	2	—	75	—	81	59	299	2	285	134	62
		H	44,240	312	—	3	—	—	44	—	62	38	136	—	215	101	31
Akhi- sar	Şehir Ville	E	9,150	—	—	—	—	—	—	2	23	—	1	—	19	71	56
		H	8,581	—	—	—	—	—	—	1	32	—	—	—	10	18	62
	Köyler Villages	E	14,488	—	—	—	—	—	—	—	—	1	—	—	9	4	1
		H	14,997	—	—	—	—	—	—	—	—	—	—	—	7	2	—
	Yekün Total	E	23,638	—	—	—	—	—	—	2	23	1	1	—	28	75	57
		H	23,578	—	—	—	—	—	—	1	32	—	—	—	17	20	62

Nüfusun ana lisanı itibarile inkısamı

Répartition de la population d'après les langues maternelles

VİLAYET: MANİSA (Mabat - Suite)

KADRO IV
CADRE

KAZALAR Cazas	Cinsiyet Sexes	LİSANLAR — Langues														
		Türkçe	Rumca	Ermenice	Fransızca	İtalyanca	İngilizce	Arapça	Acemce	Yahudice	Çerkesçe	Kürtçe	Tatarca	Arnavutca	Bulgarca	Sair ve meçhul lisanlar
		Turque	Grecque	Arménienne	Française	Italienne	Anglaise	Arabe	Per-sane	Yud-disch	Circas-sienne	Kurde	Tar-tare	Alba-naise	Bul-gare	Autres ou inconnues
Alaşehir	E	15,381	40	—	—	—	—	—	—	—	2	33	—	46	26	9
	K	17,372	58	—	—	—	—	—	—	—	—	22	—	7	5	9
Demirci	E	11,771	—	—	—	—	—	1	—	—	—	2	—	—	—	—
	K	14,388	—	—	—	—	—	—	—	—	—	—	—	—	—	—
Eşme	E	9,932	—	—	—	—	—	—	—	—	—	—	—	—	—	1
	K	11,113	—	—	—	—	—	—	—	—	—	—	—	—	—	—
Gürdüs	E	10,476	—	—	—	—	—	1	—	—	—	—	—	1	—	1
	K	12,190	—	—	—	—	—	—	—	—	—	—	—	—	—	1
Kasaba	E	8,635	12	—	—	1	—	—	1	22	—	1	—	23	29	39
	K	8,050	15	—	—	—	—	—	1	—	—	—	—	17	2	27
Kasaba Köyler Villages	E	7,260	—	—	—	—	—	—	3	1	—	1	—	62	4	107
	K	7,803	—	—	—	—	—	—	—	—	—	1	—	52	—	99
Kasaba Yekân Total	E	15,895	12	—	—	1	—	—	4	23	—	2	—	85	33	146
	K	15,853	15	—	—	—	—	—	1	—	—	1	—	69	2	126
Kırkagaç	E	10,036	—	—	—	—	—	14	23	—	4	82	—	6	8	5
	K	9,517	—	—	—	—	—	—	—	—	—	8	—	5	10	2
Kula	E	13,599	—	—	—	—	—	11	—	—	—	21	—	—	—	3
	K	16,022	1	—	—	—	—	—	—	—	—	—	—	—	—	2
Salihli	E	13,995	7	—	—	—	—	1	—	—	2	8	—	12	31	23
	K	14,206	8	—	—	—	—	—	—	—	—	5	1	3	24	2

KADRO IV
CADRE

Nüfusun ana lisani itibarile inkisami
Répartition de la population d'après les langues maternelles
VİLÂYET : MANISA (Mabat - Suite)

KAZALAR Cazas	Clas- yet SEXES	LİSANLAR — Langues														
		Türk- çe	Rum- ca	Erme- nice	Fran- sızca	Ital- yanca	İngi- lizce	Arap- ça	Acem- ce	Yahu- dice	Cer- kesçe	Kürtçe	Tatar- ca	Arna- vutca	Bul- garca	Sair ve meç- hul lisaniar
		Tur- que	Grec- que	Armé- nienne	Fran- çaise	Itali- enne	An- glaise	Arabe	Per- sane	Yud- disch	Circas- sienne	Kurde	Tar- tare	Alba- naise	Bul- gare	Autres ou inconnue
Soma	E	9,664	—	—	—	—	—	1	1	—	65	1	—	1	91	1
	H	10,856	—	—	—	—	—	—	—	—	209	—	—	3	9	—
YEKÛN Total	E	180,668	352	—	6	3	—	104	30	127	133	449	2	464	398	308
	H	189,265	394	—	3	—	—	45	1	116	247	172	1	319	171	235
Umumi yekûn Total général		369,933	746	—	9	3	—	149	31	243	380	621	3	783	569	543

VİLÂYET : MUĞLA

Sehir Ville	E	5,122	1	—	—	—	—	—	—	1	1	53	—	—	9	21
	H	4,904	—	—	—	—	—	—	—	—	1	—	—	—	6	9
Köyler Villages	E	20,478	4	—	—	—	—	—	—	—	—	—	—	4	34	1
	H	27,077	—	—	—	—	—	—	—	—	—	—	—	5	51	—
Yekûn Total	E	25,600	5	—	—	—	—	—	—	1	1	53	—	4	43	22
	H	31,981	—	—	—	—	—	—	—	—	1	—	—	5	57	9
Bodrum	E	6,802	233	—	—	—	—	8	—	2	—	—	—	—	—	—
	H	8,379	270	—	—	—	—	—	—	—	—	—	—	—	—	—
Fethiye	E	15,874	24	—	—	3	—	3	—	13	—	—	—	15	5	39
	H	18,196	4	—	2	—	—	—	—	—	—	—	—	19	—	1
Köycegiz	E	10,727	13	—	—	2	33	59	—	—	—	9	—	1	—	3
	H	12,099	—	—	—	—	—	4	—	—	—	—	—	—	1	1

KADRO
CADRE **IV**

Nüfusun ana lisanı itibarıyla inkısamı
Répartition de la population d'après les langues maternelles
VİLAYET : MUĞLA

KAZALAR Cazas	Cinsiyet Sexes	LİSANLAR — Langues														
		Türkçe	Rumca	Ermenice	Fransızca	İtalyanca	İngilizce	Arapça	Acemce	Yahudice	Çerkesçe	Kürtçe	Tatarca	Arnavutca	Bulgarca	Sair ve meçhul lisanlar
		Turque	Grecque	Arménienne	Française	Italienne	Anglaise	Arabe	Persane	Yudisch	Circassienne	Kurde	Tartare	Albanaise	Bulgare	Autres ou inconnues
Mermeris	E	4,952	7	—	—	—	—	—	—	6	—	—	—	—	—	
	K	6,407	—	—	—	—	—	—	—	—	—	—	—	—	—	
Milas	E	15,043	52	—	2	4	—	—	—	92	—	50	—	66	3	47
	K	17,821	44	—	—	1	—	—	—	72	—	15	—	53	—	27
YEKÜN Total	E	78,998	334	—	2	9	33	70	—	114	1	112	—	86	51	111
	K	94,883	318	—	2	1	—	4	—	72	1	15	—	77	58	38
Umumî yekün Total général		173,881	652	—	4	10	33	74	—	186	2	127	—	163	109	149

Kadro

CADRE

V

NÜFUSUN TABİİYET İTİBARİLE İNKISAMI

RÉPARTITION DE LA POPULATION D'APRÈS
LES PAYS DE NATIONALITÉ

A. — MARMARA VE ADALAR DENİZİ SAHİL VİLÂYETLERİ

VILAYETS DES CÔTES DES MERS DE MARMARA ET D'EGÉE

Aydın	<i>Aïdine</i>	İzmir	<i>Smyrne</i>
Balıkesir	<i>Balikessir</i>	Manisa	<i>Manissa</i>
Bursa	<i>Brousse</i>	Muğla	<i>Mouglia</i>
Çanakkale	<i>Tchanakkalé</i>		

Nüfusun tabiiyet itibarı ile inkişafı
Répartition de la population d'après les pays des nationalité
VİLİYET : AYDIN

KAZALAR Cazas	Cins- yet Sexes	Türki-ye	Ef- gan- nis- tan	Mı- sır	İrak	İran	Su- ri- ye	Sair Afrika Asya mem- leket- leri	Al- ma- nya	Ar- na- vut- luk	İn- gil- tere	A- vus- tur- ya	Bel- çika	Bul- gar- istan	Frans- sa	Yu- na- nis- tan	Ma- ca- ris- tan	İtal- ya	Le- his- tan	Ro- man- ya	Rus- ya	Sır- bis- tan	Sair avrupa mem- leket- leri	A- me- ri- ka	Meç- hul		
		Tur- quie	Af- gha- nis- tan	E- gyp- te	İrak	Per- se	Sy- rie	Autres pays d'Afrique et d'Asie	Al- le- ma- gne	Al- ba- nic	An- gle- terre	Aut- riche	Bel- gi- que	Bul- garie	fran- cc	Grè- ce	Hon- grie	Ita- lie	Pol- ogne	Rou- ma- nie	Rus- sie	Ser- bie	Autres pays d'Eu- rope	A- mè- ri- que	In- con- nu		
Aydın	Şehir Ville	E	5,999	—	—	—	—	—	—	—	4	—	—	20	2	—	4	3	—	—	—	—	—	—	—	—	
		K	5,940	—	—	—	—	—	—	—	3	—	—	—	—	—	—	1	2	—	—	—	—	—	—	—	—
	Köyler Villages	E	27,518	—	—	—	—	—	—	1	—	—	—	—	14	—	—	—	—	—	—	—	—	—	—	—	—
		K	31,220	—	—	—	—	—	—	—	—	—	—	—	1	—	—	1	—	—	—	—	—	—	—	—	—
	Yekün Total	E	33,517	—	—	—	—	—	—	1	4	—	—	—	34	2	—	4	3	—	—	—	—	—	—	—	—
		K	37,160	—	—	—	—	—	—	—	3	—	—	—	1	—	—	2	2	—	—	—	—	—	—	—	—
Söke	Şehir Ville	E	5,447	—	—	—	—	—	—	—	3	—	—	2	—	1	—	6	—	—	—	1	2	—	—	—	
		K	4,921	—	—	—	—	—	—	2	3	—	—	—	1	—	—	1	—	—	—	—	—	—	—	—	
	Köyler Villages	E	7,291	—	—	—	—	—	—	—	—	—	—	—	—	—	—	—	—	—	—	—	—	—	—	—	—
		K	7,433	—	—	—	—	—	—	—	—	—	—	—	—	—	—	—	—	—	—	—	—	—	—	—	—
	Yekün Total	E	12,738	—	—	—	—	—	—	—	3	—	—	2	—	1	—	6	—	—	—	—	1	2	—	—	—
		K	12,354	—	—	—	—	—	—	—	2	3	—	—	1	—	—	1	—	—	—	—	—	—	—	—	—
Sair kazalar Autres cazas	E	52,991	—	—	—	—	—	—	—	—	1	—	—	—	—	—	1	2	—	—	—	—	—	—	—	—	
	K	63,697	—	—	—	—	—	—	—	—	2	—	—	—	—	—	—	—	—	—	—	—	—	—	—	—	
YEKÜN Total	E	99,246	—	—	—	—	—	—	—	1	8	—	—	36	2	1	5	11	—	—	—	1	2	—	—	—	
	K	113,211	—	—	—	—	—	—	—	2	8	—	—	1	1	—	2	3	—	—	—	—	—	—	—	—	
Umumi yekün Total général		212,457	—	—	—	—	—	—	—	3	16	—	—	37	3	1	7	14	—	—	—	1	2	—	—	—	

KADRO V
CADRE

Nüfusun tabiiyet itibarile inkısamı
Répartition de la population d'après les pays de nationalité
VİLAYET : **BALIKESİR**

KAZALAR Cazas	Cinsi- yet sexes	Türki-ye	Efga- nis- tan	Mi- sir	İrak	İran	Su- ri- ye	Sair Afrika ve Asya mem- leket- leri	Al- ma- nya	Ar- na- vut- luk	İn- gil- tere	A- vus- tur- ya	Bel- çika	Bul- gar- istan	Fran- sa	Yu- na- nis- tan	Ma- ca- ris- tan	İtal- ya	Le- his- tan	Ro- man- ya	Rus- ya	Sir- bis- tan	Sair avrupa mem- leket- leri	A- me- ri- kâ	Meç- hul	
		Tur- quie	Af- gha- nis- tan	E- gyp- te	Irak	Per- se	Sy- rie	Autres pays d'Afrique et d'Asie	Al- le- ma- gne	Al- ba- nie	An- gle- terre	Au- tri- che	Bel- gi- que	Bul- garie	Fran- ce	Grè- ce	Hon- grie	Italie	Pol- ogne	Rou- ma- nie	Rus- sie	Ser- bie	Autres pays d'Eu- rope	A- mé- ri- que	In- con- nu	
Bal- kesir	Şehir Ville	E H K F	14,225	—	—	—	6	—	—	7	—	—	2	—	19	—	—	6	2	—	1	—	—	1	—	1
		K F	11,459	—	—	—	—	—	—	2	—	—	2	—	1	—	—	4	—	—	—	—	—	1	1	—
	Köyler Villages	E H K F	51,597	2	—	1	1	—	—	6	—	—	1	—	8	—	—	3	—	—	—	—	—	1	—	1
		K F	58,109	—	—	—	—	—	—	—	—	—	—	—	—	—	—	—	—	—	—	—	—	—	—	3
	Yekün Total	E H K F	65,822	2	—	1	7	—	—	13	—	—	3	—	27	—	—	9	2	—	1	—	—	2	—	2
	K F	69,568	—	—	—	—	—	—	2	—	—	2	—	1	—	—	4	—	—	—	—	—	1	1	3	
Ayva- lık	Şehir Ville	E H K F	6,989	—	—	—	—	—	—	1	—	—	—	—	—	—	—	1	—	—	—	—	1	—	—	—
		K F	6,557	—	—	—	—	—	—	—	—	—	—	—	—	—	—	—	—	—	—	—	—	—	—	—
	Köyler Villages	E H K F	1,661	—	—	—	—	—	—	—	—	—	—	—	—	—	—	—	—	—	—	—	—	—	—	—
		K F	1,663	—	—	—	—	—	—	—	—	—	—	—	—	—	—	—	—	—	—	—	—	—	—	—
	Yekün Total	E H K F	8,650	—	—	—	—	—	—	1	—	—	—	—	—	—	—	1	—	—	—	—	1	—	—	—
	K F	8,220	—	—	—	—	—	—	—	—	—	—	—	—	—	—	—	—	—	—	—	—	—	—	—	—
Ban- dırma	Şehir Ville	E H K F	5,728	—	—	—	—	—	—	2	1	—	4	—	4	—	—	—	1	—	3	—	—	—	—	3
		K F	5,371	—	—	—	—	—	—	—	—	—	2	—	3	—	—	—	—	—	2	—	—	—	—	3
	Köyler Villages	E H K F	24,428	0	—	—	—	—	—	—	—	1	10	—	9	5	—	—	3	—	3	1	1	1	—	2
		K F	26,110	4	—	—	—	—	—	—	—	—	1	5	2	13	2	—	1	4	—	23	—	3	—	4
	Yekün Total	E H K F	30,156	9	—	—	—	—	—	2	1	1	14	—	13	5	—	—	4	—	6	1	1	1	—	5
	K F	31,481	4	—	—	—	—	—	—	—	1	7	2	16	2	—	1	4	—	23	—	3	—	—	7	

KADRO
CADRE V

Nüfusun tabiiyet itibarı ile inkişafı
Répartition de la population d'après les pays des nationalités
VİLÂYET : BALIKESİR (Mabat - Suite)

KAZALAR Cazas	Cinsiyet Sexes	Türkiye	Efganistan	Mısır	Irak	İran	Suriye	Sair Afrika memleketleri	Almanya	Arnavutluk	İngiltere	Austurya	Belçika	Bulgaristan	Fransa	Yunanistan	Macaristan	İtalya	Lehistan	Romanya	Rusya	Sırbistan	Sair avrupa memleketleri	Amerika	Meçhul	
		Turquie	Afghanistan	Egypte	Irak	Persie	Syrie	Autres pays d'Afrique et d'Asie	Allemagne	Albanie	Angleterre	Autriche	Belgique	Bulgarie	France	Grèce	Hongrie	Italie	Pologne	Roumanie	Russie	Serbie	Autres pays d'Europe	Amérique	Inconnu	
Edremit	Şehir Ville	6,991	—	—	1	—	—	—	1	—	—	1	—	8	—	—	—	—	—	—	—	1	—	—	1	
	Köyler Villages	E H K F	5,148	—	—	—	—	—	—	2	—	—	—	—	4	—	—	—	—	—	—	—	3	—	—	—
		E H K F	13,418	—	—	—	—	—	—	—	—	—	—	—	10	—	—	—	—	—	—	—	—	—	—	—
	Yekûn Total	E H K F	20,409	—	—	1	—	—	—	1	—	—	1	—	18	—	—	—	—	—	—	—	1	—	—	1
Sair kazalar Autres cazas	E H K F	19,232	—	—	—	—	—	—	2	—	—	—	—	4	—	—	—	—	—	—	—	3	—	—	—	
	E H K F	80,962	2	—	—	—	—	—	6	1	4	3	—	7	19	—	3	10	1	2	2	2	—	—	2	
YEKÛN Total	E H K F	86,226	2	—	—	—	—	—	—	—	—	2	—	—	5	—	2	9	—	—	2	—	2	—	—	
	E H K F	205,999	13	—	2	7	—	—	23	1	5	21	—	65	24	—	13	16	1	9	3	5	3	—	10	
Umumî yekûn Total général	E H K F	214,727	6	—	—	—	—	—	4	—	1	11	2	21	7	—	7	13	—	25	2	6	3	1	10	
	E H K F	420,726	19	—	2	7	—	—	27	1	6	32	2	86	31	—	20	29	1	34	5	11	6	1	20	

VİLÂYET : BURSA

Bursa	Şehir Ville	E H K F	30,447	—	—	—	1	—	—	2	—	1	2	—	43	18	1	3	11	2	3	3	9	4	1	6
		E H K F	31,047	—	—	—	4	—	—	3	—	1	—	—	23	21	1	3	4	1	5	—	8	3	4	3
	Köyler Villages	E H K F	31,409	—	—	—	—	—	—	1	—	—	—	—	13	—	—	1	—	—	—	—	7	—	—	—
		E H K F	34,122	—	—	—	—	—	—	1	—	—	—	—	3	—	—	3	—	—	—	—	—	—	—	1
Yekûn Total	E H K F	61,856	—	—	—	1	—	—	3	—	1	—	—	56	18	1	4	11	2	3	3	16	4	1	6	
	E H K F	65,169	—	—	—	4	—	—	4	—	1	—	—	26	21	1	6	4	1	5	—	8	3	4	6	

KADRO V
CADRE

Nüfusun tabiiyet itibarile inkişası
Répartition de la population d'après les pays de nationalité
VİLİYET : BURSA (Mabat - Suite)

KAZALAR Cazas	Cinsiyet Sexes	Türkiye	Efganis-tan	Mısır	Irak	İran	Suriye	Sair Afrika Asya memleketleri	Almanya	Arnavutluk	İngiltere	Austurya	Belçika	Bulgaristan	Fransa	Yunanistan	Macaristan	İtalya	Lehistan	Romanya	Rusya	Sırbistan	Sair Avrupa memleketleri	Amerika	Mec-hul	
		Tur- quie	Af- gha- nis- tan	E- gyp- te	Irak	Per- se	Sy- rie	Autres pays d'Afrique et d'Asie	Al- le- ma- gne	Al- ba- nie	An- gle- terre	Au- tri- che	Bel- gi- que	Bul- garie	France	Grèce	Hon- grie	Ita- lie	Pol- ogne	Rou- manie	Rus- sie	Ser- bie	Autres pays d'Eu- rope	A- mé- ri- que	in- con- nu	
İnegöl	Şehir Ville	E H K F	5,596	-	-	-	-	-	-	-	-	-	-	3	-	-	-	-	-	-	-	2	-	-	-	
		K F	6,272	-	-	-	2	-	-	-	-	-	-	6	-	-	-	-	-	-	-	-	1	-	-	-
	Köyler Villages	E H K F	22,178	1	-	-	-	-	-	-	-	-	-	-	5	-	-	-	-	-	-	-	-	-	-	-
		K F	25,093	-	-	-	-	-	-	-	-	-	-	-	-	-	1	-	-	-	-	-	-	-	-	1
Yekûn Total	E H K F	27,774	1	-	-	-	-	-	-	-	-	-	-	8	-	-	-	-	-	-	-	2	-	-	-	
	K F	31,365	-	-	-	2	-	-	-	-	-	-	-	6	-	1	-	-	-	-	-	1	-	-	1	
Mustafa Kemal paşa	Şehir Ville	E H K F	6,195	-	-	-	-	-	-	-	-	-	-	11	-	-	-	-	-	-	-	-	1	-	-	
		K F	6,859	-	-	-	-	-	-	-	-	1	-	3	-	-	-	-	-	-	-	-	1	-	1	
	Köyler Villages	E H K F	18,843	-	-	-	-	-	-	-	-	-	-	14	-	-	-	-	-	-	-	-	6	-	-	1
		K F	21,298	-	-	-	-	-	-	-	-	-	1	8	-	-	-	-	-	-	-	-	-	-	-	-
Yekûn Total	E H K F	25,038	-	-	-	-	-	-	-	-	-	-	25	-	-	-	-	-	-	-	-	7	-	-	1	
	K F	28,157	-	-	-	-	-	-	-	-	1	1	11	-	-	-	-	-	-	-	-	1	-	-	1	
Sair kazalar Autres cazas	E H K F	77,778	1	1	-	2	-	-	2	-	-	1	2	65	3	2	3	2	-	10	-	10	-	-	4	
	K F	83,976	3	-	-	-	-	-	-	-	12	-	48	-	-	1	1	-	-	4	1	4	-	-	4	
YEKÛN Total	E H K F	192,446	2	1	-	3	-	-	5	-	1	3	2	154	21	3	7	13	2	13	3	85	4	1	11	
	K F	208,667	3	-	-	6	-	-	4	-	1	13	1	91	21	3	7	4	1	9	1	14	3	4	12	
Umumi yekûn Total général	E H K F	401,113	5	1	-	9	-	-	9	-	2	16	3	245	42	6	14	17	3	22	4	49	7	5	23	

Nüfusun tabiiyet itibarile inkişası
Répartition de la population d'après les pays des nationalité
VİLÂYET : ÇANAKKALE

KAZALAR Cazas	Clas- yet Seres	Türki-ye	Ef- gan- nis- tan	Mı- sır	İrak	İran	Su- riye	Sair Afrika Asya mem- leket- leri	Al- ma- nya	Ar- na- vut- luk	İn- gil- tere	A- vus- tur- ya	Bel- çika	Bul- gar- istan	Frans- sa	Yu- na- nis- tan	Ma- ca- ris- tan	İtal- ya	Le- his- tan	Ro- man- ya	Rus- ya	Sir- bis- tan	Sair avrupa mem- leket- leri	A- me- rika	Meç- hul
		Tur- quite	Af- gha- nis- tan	E- gyp- te	İrak	Per- se	Sy- rie	Autres pays d'Afrique et d'Asie	Al- le- ma- gne	Al- ba- nie	An- gle- terre	Au- tri- che	Bel- gi- que	Bul- garie	Franc- ce	Grè- ce	Ita- lie	Pol- ogne	Rou- ma- nie	Rus- sie	Ser- bie	Autres pays d'Eu- rope	A- me- ri- que	In- con- nu	
Çanakkale	E H K F	9,598	—	—	—	—	—	—	—	22	4	—	—	—	3	1	—	44	—	—	1	2	11	—	5
	K F	9,025	—	—	—	—	—	—	—	21	1	—	—	—	3	—	—	—	—	—	—	—	12	2	1
Sair kazalar Autres cazas	E H K F	77,873	—	—	—	—	—	—	5	—	7	—	—	22	2	34	1	18	—	—	14	—	6	—	3
	K F	84,951	—	—	—	—	—	—	—	—	3	1	—	1	2	20	—	5	—	—	2	—	6	—	3
YEKÜN Total	E H K F	87,471	—	—	—	—	—	—	5	22	11	—	—	22	5	35	1	62	—	—	15	2	17	—	8
	K F	93,976	—	—	—	—	—	—	—	21	4	1	—	1	5	20	—	5	—	—	2	—	18	2	4
Umumî yekün Total général	E H K F	181,447	—	—	—	—	—	—	5	43	15	1	—	23	10	55	1	67	—	—	17	2	35	2	12

VİLÂYET : İZMİR

İzmir	Şehir Ville	E H K F	79,129	—	11	—	95	11	16	61	70	221	59	30	253	226	195	66	1,240	4	23	20	135	96	29	6
		K F	69,388	—	4	—	41	5	12	51	2	254	31	18	38	215	214	39	1,356	1	21	19	115	75	20	3
	Köyler Villages	E H K F	16,462	—	1	—	1	—	3	19	5	92	7	4	4	75	30	11	177	1	—	6	17	16	20	—
		K F	12,709	—	—	—	4	—	—	20	2	101	11	2	—	94	61	11	292	—	—	6	21	23	21	1
Yekün Total	E H K F	95,591	—	12	—	96	11	19	80	75	313	66	34	257	301	225	77	1,417	5	23	26	152	112	49	6	
	K F	82,097	—	4	—	45	5	12	71	4	355	42	20	38	309	275	50	1,648	1	21	25	136	98	47	4	
Berga- ma	Şehir Ville	E H K F	6,996	—	—	—	1	—	—	—	1	—	—	—	2	—	—	—	1	—	—	—	1	—	—	
		K F	6,220	—	—	—	—	—	—	—	—	—	—	—	—	—	—	—	—	—	—	—	—	—	1	
	Köyler Villages	E H K F	23,945	—	—	—	—	—	—	—	1	—	—	—	5	—	5	—	—	—	—	—	1	—	—	3
		K F	26,556	—	—	—	—	—	—	—	—	—	—	—	1	—	—	—	—	—	—	—	1	—	—	1
Yekün Total	E H K F	30,941	—	—	—	1	—	—	—	2	—	—	—	7	—	5	—	1	—	—	—	2	—	—	3	
	K F	32,776	—	—	—	—	—	—	—	—	—	—	—	1	—	—	—	—	—	—	—	1	—	—	2	

KADRO
CADRE V

Nüfusun tabiiyet itibarile inkasamı
Répartition de la population d'après les pays des nationalité
VİLÂYET : İZMİR (Mabat - Suite)

KAZALAR Cazas	Cinsiyet Sexes	Türkiye	Efganistan	Mısır	Irak	İran	Suriye	Sair Afrika Asya memleketleri	Almanya	Arnavutluk	İngiltere	Avusturya	Belçika	Bulgaristan	Fransa	Yunanistan	Macaristan	İtalya	Lehistan	Romanya	Rusya	Sırbistan	Sair avrupa memleketleri	Amerika	Meçhul	
		Turquie	Afganistan	Egypte	Irak	Persie	Syrie	Autres pays d'Afrique et d'Asie	Alle-magne	Al-banie	Ang-leterre	Aut-riche	Bel-gique	Bul-garie	France	Grèce	Hongrie	Ita-lie	Pol-ogne	Rou-manie	Rusie	Ser-bie	Autres pays d'Europe	A-mé-rique	In-con-nu	
Öde-miş	Şehir Ville	E	8,300	—	—	—	—	—	—	—	—	—	—	11	—	—	—	—	—	—	—	—	—	—	—	
		K	8,482	—	—	—	—	—	—	—	—	—	—	—	—	—	—	—	—	—	—	—	—	—	—	
	Köyler Villages	E	27,826	—	—	—	—	—	—	—	2	—	—	1	—	—	—	1	—	—	—	—	—	—	1	
Tire	Şehir Ville	K	31,929	—	—	—	—	—	—	—	—	—	—	—	—	—	—	—	—	—	—	—	—	—	—	
		F	36,126	—	—	—	—	—	—	—	2	—	—	12	—	—	—	—	1	—	—	—	—	—	1	
	Yekün Total	E	40,411	—	—	—	—	—	—	—	—	—	—	—	—	—	—	—	—	—	—	—	—	—	—	
Sair kazalar Autres cazas	Şehir Ville	K	9,236	1	1	—	—	—	—	1	—	18	—	—	—	—	—	2	—	—	—	—	—	—	—	
		F	9,479	1	—	—	—	—	4	—	—	—	—	—	—	—	—	1	—	—	—	—	1	—	2	
	Köyler Villages	E	9,678	—	—	—	—	—	—	13	—	—	—	—	—	1	—	—	—	—	—	—	—	—	—	
YEKÜN Total	Şehir Ville	K	10,789	—	—	—	—	—	—	—	—	—	—	—	—	—	—	—	—	—	—	—	—	—	—	
		F	18,914	1	1	—	—	—	—	14	—	18	—	—	—	—	1	—	2	—	—	—	—	—	—	
	Yekün Total	E	20,268	1	—	—	—	—	4	—	—	—	—	—	—	—	—	1	—	—	—	—	1	—	2	
Sair kazalar Autres cazas	Şehir Ville	K	84,125	—	—	9	—	—	4	21	—	4	—	31	—	19	—	4	—	—	—	40	1	—	2	
		F	77,943	—	—	4	—	—	—	—	—	—	1	—	—	—	—	1	2	—	—	—	15	—	2	
Umumi yekün Total général	Şehir Ville	E	265,697	1	13	—	106	11	19	84	112	315	88	34	307	301	250	77	1,425	5	23	26	194	113	49	12
		F	253,495	1	4	—	49	5	16	71	4	355	43	20	39	309	275	52	1,650	1	21	25	153	98	47	10
			519,192	2	17	—	155	16	35	155	116	670	131	54	346	610	525	129	3,075	6	44	51	347	211	96	22

KADRO V
CADRE

Nüfusun tabiiyet itibarı ile inkişası
Répartition de la population d'après les pays de nationalité
VİLİYET : MANISA

KAZALAR Cazas	Cinsiyet Sexes	Türkiye	Efganistan	Mısır	Irak	İran	Suriye	Sair Afrika memleketleri	Almanya	Arnavutluk	İngiltere	Avusturya	Belçika	Bulgaristan	Fransa	Yunanistan	Macaristan	İtalya	Lehistan	Romanya	Rusya	Sırbistan	Sair Avrupa memleketleri	Amerika	Mecul	
		Turquie	Afganistan	Egypte	Irak	Persie	Syrie	Autres pays d'Afrique et d'Asie	Allemagne	Albanie	Angleterre	Autriche	Belgique	Bulgarie	France	Grèce	Hongrie	Italie	Pologne	Roumanie	Russie	Serbie	Autres pays d'Europe	Amerique	Inconnu	
Manisa	Şehir Ville	E	15,453	—	—	1	—	—	2	4	2	1	—	45	3	2	4	2	—	7	2	12	5	—	—	
		K	13,112	—	—	4	—	—	—	—	1	—	—	8	2	—	1	—	—	1	1	8	—	—	1	
	Köyler Villages	E	32,013	—	—	4	—	—	—	—	—	—	—	—	15	—	—	—	—	—	—	—	1	—	—	1
		K	32,040	—	2	—	—	—	—	—	—	—	—	—	—	—	—	—	—	—	—	—	1	—	—	—
	Yekün Total	E	47,466	—	—	5	—	—	—	2	4	2	1	—	60	3	2	4	2	—	7	2	13	5	—	1
		K	45,152	—	2	4	—	—	—	—	—	1	—	—	8	2	—	1	—	—	1	1	9	—	—	1
Akhisar	Şehir Ville	E	9,267	—	—	3	—	—	—	—	—	—	—	51	—	—	—	—	—	—	—	1	—	—	—	
		K	8,690	—	—	2	—	—	—	—	—	—	—	7	—	—	—	—	—	—	—	5	—	—	—	
	Köyler Villages	E	14,498	—	—	—	—	—	—	—	—	—	—	—	2	—	—	1	—	—	—	—	—	—	—	2
		K	15,005	—	—	—	—	—	—	—	—	—	—	—	—	—	—	—	—	—	—	—	—	—	—	1
	Yekün Total	E	23,765	—	—	3	—	—	—	—	—	—	—	—	53	—	—	1	—	—	—	—	1	—	—	2
		K	23,695	—	—	2	—	—	—	—	—	—	—	—	7	—	—	—	—	—	—	—	5	—	—	1
Kasaba	Şehir Ville	E	8,716	—	—	5	—	—	2	—	—	—	—	33	—	—	—	2	—	1	—	3	—	—	1	
		K	8,130	—	—	1	—	—	—	—	—	—	—	2	—	—	—	—	—	—	—	1	—	—	—	
	Köyler Villages	E	7,429	—	—	3	—	—	—	—	1	—	—	—	4	—	—	—	—	—	—	—	1	—	—	—
		K	7,954	—	—	—	—	—	—	—	—	—	—	—	—	—	—	—	—	—	—	—	—	—	—	1
	Yekün Total	E	16,145	—	—	8	—	—	—	2	1	—	—	—	37	—	—	—	2	—	1	—	4	—	—	1
		K	16,084	—	—	1	—	—	—	—	—	—	—	—	2	—	—	—	—	—	—	—	1	—	—	1
Sair kazalar Autres cazas	E	95,402	—	—	—	2	—	—	1	—	—	—	—	31	—	—	—	—	—	—	1	—	—	—	2	
	K	105,982	—	—	—	—	—	—	2	—	—	—	—	2	—	—	—	—	—	—	—	—	—	—	2	

Nüfusun tabiiyet itibarıyla inkısaamı

Répartition de la population d'après les pays de nationalité


KADRO V
CADRE

VİLAYET : **MANİSA** (Mabat - Suite)

KAZALAR Cazas	Cinsiyet Sexes	Türkiye	Efganis-tan	Mısır	İrak	İran	Suriye	Sair Afrika memleketleri	Almanya	Arnavutluk	İngiltere	Avturya	Belçika	Bulgaristan	Fransa	Yunanistan	Macaristan	İtalya	Lehistan	Romanya	Rusya	Sirbis-tan	Sair Avrupa memleketleri	Amerika	Meçhul
		Tur-que	Af-ghanis-tan	E-gyp-te	Irak	Per-se	Sy-rie	Autres pays d'Afrique et d'Asie	Al-le-ma-gne	Al-ba-nie	An-gle-terre	Aut-riche	Bel-gi-que	Bul-ga-rie	Fran-co	Grè-ce	Hon-grie	Ita-lie	Pol-o-gne	Rou-ma-nie	Rus-sie	Ser-bie	Autres pays d'Eu-rope	A-mé-ri-que	In-con-nu
YEKÜN Total	E	182,778	—	—	—	18	—	—	5	5	2	1	—	181	3	2	5	4	—	8	3	18	5	—	6
	H K F	190,913	—	2	—	7	—	—	2	—	1	—	—	19	2	—	1	—	—	1	1	15	—	—	5
Umumî yekün Total général		373,691	—	2	—	25	—	—	7	5	3	1	—	200	5	2	6	4	—	9	4	33	5	—	11

VİLAYET : **MUĞLA**

Muğla	Cinsiyet Sexes	Şehir	Ville	Köyler	Villages	Yekün	Total	Sair kazalar	Autres cazas	YEKÜN	Total	Umumî yekün	Total général
		E	H		K		F		E		H		K
Şehir	E	5,187	—	—	—	—	—	—	—	—	—	—	—
	H K F	4,913	—	—	—	—	—	—	—	—	—	—	—
Köyler	E	20,520	—	—	—	—	—	—	—	—	—	—	—
	H K F	27,015	—	—	113	—	—	—	—	—	—	—	—
Yekün	E	25,707	—	—	—	—	—	—	—	—	—	—	—
	H K F	31,928	—	—	113	—	—	—	—	—	—	—	—
Sair kazalar	E	53,896	—	39	—	114	—	—	34	4	33	6	—
	H K F	63,359	—	—	—	39	—	—	—	2	—	1	1
YEKÜN	E	79,603	—	39	—	114	—	—	34	4	33	6	—
	H K F	95,287	—	2	—	152	—	—	—	2	—	1	1
Umumî yekün		174,890	—	41	—	266	—	—	34	6	33	7	1



Kadro VI
CADRE

NÜFUSUN MAHALİ TEVELLÜT İTİBARİLE İNKISAMI

RÉPARTITION DE LA POPULATION D'APRÈS
LES PAYS DE NAISSANCE

A. — MARMARA VE ADALAR DENİZİ SAHİL VİLİYETLERİ

VİLİYETS DES CÔTES DES MERS DE MARMARA ET D'EGÉE

Aydın	Aîdine	İzmir	Smyrne
Balıkesir	Balikessir	Manisa	Manissa
Bursa	Brousse	Muğla	Mouğla
Çanakkale	Tchanakkalé		

KADRO VI
CADRE

Nüfusun mahali tevellüt itibarile inkısamı
Répartition de la population d'après les pays des naissance
VİLİYET : AYDIN

KAZALAR Cazas	Cinsiyet Sexes	Türkiye	Efganistan	Mısır	Irak	İran	Suriye	Sair Afrika Asya memleketleri	Almanya	Arnavutluk	İngiltere	Avusturya	Belçika	Bulgaristan	Fransa	Yunanistan	Macaristan	İtalya	Lehistan	Romanya	Rusya	Sırbistan	Sair avrupa memleketleri	Amerika	Meçhul
		Turquie	Afganistan	Egypte	Irak	Perse	Syrie	Autres pays d'Afrique et d'Asie	Allemagne	Albanie	Angleterre	Autriche	Belgique	Bulgarie	France	Grèce	Hongrie	Italie	Pologne	Roumanie	Russie	Serbie	Autres pays d'Europe	Amerique	Inconnu
Aydın	Şehir Ville	E H K F 5,967 5,910	—	—	—	—	2	—	—	—	1	—	—	37	2	—	4	3	—	2	10	3	—	—	1
	Köyler Villages	E H K F 27,442 31,126	—	—	—	—	—	2	—	—	—	—	—	37	—	30	—	—	—	1	9	7	—	—	5
		E H K F 33,409 37,036	—	—	—	—	2	2	—	—	1	—	—	74	2	30	4	3	—	3	19	10	—	—	6
	Yekân Total	E H K F 37,036	—	—	—	—	5	2	—	—	—	—	—	45	—	31	2	—	—	2	27	15	—	—	3
Bozdagan	E H K F 12,245 14,924	—	—	—	—	—	—	—	—	—	—	—	—	1	—	4	—	—	—	1	3	—	—	—	—
	E H K F 12,537 15,549	—	—	—	—	—	—	—	—	—	—	—	—	1	—	17	—	—	—	—	1	—	—	—	—
Eşme	E H K F 5,001 6,453	—	—	—	—	—	1	—	—	—	—	—	—	1	—	25	—	—	—	2	—	—	—	—	—
	E H K F 23,139 26,712	—	—	—	—	—	—	—	—	—	1	—	—	1	—	31	—	—	—	—	—	6	—	—	—
Karacasu	E H K F 5,312 4,839	1	—	—	1	—	—	—	—	—	—	—	—	1	—	—	—	1	2	—	—	8	—	—	1
	E H K F 7,264 7,397	—	—	—	—	—	—	—	—	—	1	—	—	1	—	1	—	—	—	1	1	—	—	—	—
Nazilli	Şehir Ville	E H K F 5,312 4,839	—	—	—	—	3	4	—	—	4	—	—	17	—	94	—	4	—	5	11	6	—	—	2
	Köyler Villages	E H K F 7,264 7,397	—	2	—	—	—	2	—	1	1	—	—	10	—	54	—	3	—	1	10	3	—	—	2
Söke		E H K F 12,576 12,236	—	—	—	—	—	—	—	—	—	—	—	3	—	13	—	—	—	—	6	4	—	—	—
	Yekân Total	E H K F 12,236	—	2	—	—	—	2	—	1	1	—	—	19	—	70	—	3	—	1	21	3	—	—	2

KAZALAR Cazas	Clas- yet Sexes	Türki-ye	Ef- ga- nis- tan	Mi- sır	İrak	İran	Su- ri- ye	Sair Afrika Asya mem- leket- leri	Al- ma- nya	Ar- na- vut- luk	İn- gil- tere	A- vus- tur- ya	Bel- çika	Bul- gar- istan	Frans- sa	Yu- na- nis- tan	Ma- ca- ris- tan	İtal- ya	Le- his- tan	Ro- man- ya	Rus- ya	Sir- bis- tan	Sair avrupa mem- leket- leri	A- me- ri- ka	Meç- hul
		Tur- quie	Af- gha- nis- tan	E- gyp- te	İrak	Per- se	Sy- rie	Autres pays d'Afrique et d'Asie	Al- le- ma- gne	Al- ba- nie	An- gle- terre	Aut- riche	Bel- gi- que	Bul- garie	France	Grèce	Hong- rie	Italie	Pol- ogne	Rou- manie	Rus- sie	Ser- bie	Autres pays d'Eu- rope	A- mé- ri- que	In- con- nu
YEKÜN Total	E H K F	98,907	1	—	—	1	6	6	—	1	6	—	—	98	2	183	5	9	—	11	48	20	—	—	9
Umumi yekün Total général	E H K F	112,910	—	2	—	—	5	4	—	1	2	—	—	68	—	147	2	3	—	4	50	24	—	—	6
	E H K F	211,817	1	2	—	1	11	10	—	2	8	—	—	166	2	330	7	12	—	15	98	44	—	—	15

VİLÂYET : BALIKESİR

Bal- kesir	Şehir Ville	E H K F	13,712	—	—	—	8	1	—	8	3	—	1	—	349	—	16	7	—	—	69	29	45	15	—	7
		E H K F	11,104	—	—	—	—	1	—	2	2	1	—	—	—	246	—	13	3	—	—	37	17	38	4	1
	Köyler Villages	E H K F	50,722	1	1	—	4	—	—	6	3	—	2	—	723	—	29	2	—	—	23	61	40	2	—	2
		E H K F	57,053	—	—	—	—	—	—	—	3	—	—	—	—	868	—	36	—	—	—	36	72	35	—	—
Yekün Total	E H K F	64,434	1	1	—	12	1	—	14	6	—	3	—	1,072	—	45	9	—	—	92	90	85	17	—	9	
	E H K F	68,157	—	—	—	—	1	2	2	4	—	—	—	1,114	—	49	3	—	—	73	89	71	4	1	12	
Ayva- lık	Şehir Ville	E H K F	6,785	—	—	1	—	—	1	1	—	—	—	—	15	—	147	1	—	—	10	6	5	13	—	7
		E H K F	6,445	—	—	—	—	1	—	1	1	—	—	—	—	4	—	88	—	—	—	5	4	6	2	—
	Köyler Villages	E H K F	1,661	—	—	—	—	—	—	—	—	—	—	—	—	—	—	—	—	—	—	—	—	—	—	—
		E H K F	1,619	—	—	—	—	—	—	—	—	—	—	—	—	—	—	42	—	—	—	—	—	—	2	—
Yekün Total	E H K F	8,446	—	—	1	—	—	—	1	1	—	—	—	—	15	—	147	1	—	—	10	6	5	13	—	7
	E H K F	8,064	—	—	—	—	1	—	1	1	—	—	—	—	4	—	130	—	—	—	5	4	6	4	—	
Balya	E H K F	15,539	—	—	—	2	—	—	5	2	1	1	—	—	354	19	46	3	8	—	15	36	32	19	—	14
	E H K F	14,903	3	—	1	—	—	—	—	3	—	2	—	—	353	5	35	2	5	—	18	39	29	12	—	2

KAZALAR Cazas	Cinsiyet Sexes	Türkiye	Ei-ga-nis-tan	Mi-sir	Irak	İran	Su-ri-ye	Sair Afrika-Asya mem-let-leri	Al-ma-nya	Ar-na-vut-luk	İn-gil-tere	A-vus-tur-ya	Bel-çika	Bul-ga-ris-tan	Frans	Yu-na-nis-tan	Ma-ca-ris-tan	İtal-ya	Le-his-tan	Ro-man-ya	Rus-ya	Sir-bis-tan	Sair avrupa mem-let-leri	A-me-ri-ka	Meç-hul	
		Tur-que	Af-gha-nis-tan	E-gyp-te	Irak	Per-se	Sy-rie	Autres pays d'Afrique et d'Asie	Al-le-magne	Al-ba-nie	An-gle-terre	Au-tri-che	Bel-gi-que	Bul-garie	France	Grèce	Hon-grie	Ita-lie	Pol-o-gne	Rou-ma-nie	Rus-sie	Ser-bie	Autres pays d'Europe	A-mé-rique	In-con-nu	
Bandırma	Şehir Ville	E 4,932	K —	F —	—	—	—	1	5	19	—	1	—	331	—	41	1	1	—	327	44	38	2	—	3	
	Köyler Villages	E 2,282	K —	F 1	—	—	1	—	—	19	—	2	—	448	—	44	—	—	—	487	41	34	1	—	21	
		E 21,956	K —	F 1	—	—	1	—	2	—	22	—	3	—	590	—	816	25	3	—	245	297	415	59	—	38
	Zekân Total	E 23,596	K —	F 1	—	—	—	—	—	—	2	—	1	—	630	—	790	1	3	—	285	394	363	91	1	14
E 26,888		K —	F 1	—	—	1	—	3	5	41	—	4	—	921	—	857	26	4	—	572	341	453	61	—	41	
Burhaniye	E 27,878	K —	F 2	—	—	—	1	—	—	21	—	3	—	1,078	—	834	1	3	—	772	435	397	92	1	35	
	E 11,394	K —	F 2	—	—	—	—	1	—	—	—	—	—	27	—	46	—	—	—	4	19	—	4	—	27	
Edremit	Şehir Ville	E 11,745	K —	F —	—	—	—	1	—	—	—	—	—	9	—	39	—	—	—	1	15	26	24	—	2	
	Köyler Villages	E 6,899	K —	F —	—	—	—	—	—	—	—	—	—	59	—	9	—	—	—	—	12	8	4	5	—	8
		E 5,024	K —	F —	—	—	—	—	—	2	2	—	—	—	51	—	31	—	—	—	5	6	8	1	—	27
	Zekân Total	E 13,183	K —	F 1	1	—	—	—	—	—	1	—	1	—	133	—	15	—	—	—	9	16	25	12	—	31
E 13,936		K —	F —	—	—	—	—	—	—	—	—	—	—	102	—	9	—	—	—	2	13	17	2	—	3	
Gönen	E 20,082	K —	F 1	1	—	—	—	—	—	1	—	1	—	192	—	24	—	—	—	21	24	29	17	—	39	
	E 18,960	K —	F —	—	—	—	—	—	2	2	—	—	—	153	—	40	—	—	—	7	19	25	3	—	30	
Şındırgı	E 18,570	K —	F 5	—	—	2	—	2	—	26	—	—	—	1,255	—	33	—	—	—	57	202	82	4	—	8	
	E 20,708	K —	F —	1	—	—	—	—	—	16	—	—	—	1,391	—	28	—	—	—	55	166	57	4	—	1	
Susurluk	E 13,493	K —	F —	—	—	—	—	—	—	—	—	—	—	10	—	66	—	—	—	—	1	—	2	—	—	
	E 16,079	K —	F —	—	—	—	—	—	—	—	—	1	—	5	—	60	—	—	—	—	1	1	1	—	—	
Susurluk	E 10,988	K —	F —	—	—	3	—	1	—	2	1	—	—	614	—	7	—	—	—	42	94	145	11	—	8	
	E 10,042	K —	F —	—	—	—	—	—	—	2	—	—	—	785	—	7	—	—	—	27	114	208	6	—	1	

KADRO VI
CADRE

Nüfusun mahali tevellüt itibarile inkisamı
Répartition de la population d'après les pays des naissance
VİLÂYET : BALIKESİR (Mabat - Suite)

KAZALAR Cazas	Cinsiyet Sexes	Türkiye	Efganistan	Mısır	Irak	İran	Suriye	Sair Afrika memleketleri	Almanya	Arnavutluk	İngiltere	Avusturya	Belçika	Bulgaristan	Fransa	Yunanistan	Macaristan	İtalya	Lehistan	Romanya	Rusya	Sırbistan	Sair Avrupa memleketleri	Amerika	Meçhul
		Turquie	Afghanistan	Egypte	Irak	Pers	Syrie	Autres pays d'Afrique et d'Asie	Allemagne	Albanie	Angleterre	Autriche	Belgique	Bulgarie	France	Grèce	Hongrie	Italie	Pologne	Roumanie	Russie	Serbie	Autres pays d'Europe	Amerique	Inconnu
Dursun bey	E H K F	7,559	—	—	—	—	—	—	—	—	—	1	—	106	—	1	—	—	—	1	—	1	—	—	2
	K F	9,064	—	—	1	—	—	—	—	—	—	—	—	140	—	—	—	—	—	2	—	1	—	—	1
YEKÜN Total	E H K F	197,393	10	2	1	20	1	8	25	78	2	10	—	4,566	19	1,272	39	12	—	814	813	832	148	—	155
	K F	205,600	3	3	2	—	3	4	5	48	—	6	—	5,032	5	1,222	6	8	—	960	882	821	150	2	84
Umumî yekün Total général		402,993	13	5	3	20	4	12	30	126	2	16	—	9,598	24	2,494	45	20	—	1,774	1,695	1,653	298	2	239

VİLÂYET : BURSA

Bursa	Şehir Villes	E H K F	27,389	2	2	2	3	3	32	2	42	—	14	—	1,268	13	452	4	8	1	338	511	452	6	1	12
		K F	27,489	—	2	1	2	3	23	3	30	1	1	—	1,784	10	417	3	6	—	395	505	431	6	4	17
	Köyler Villages	E H K F	29,233	1	—	—	1	—	4	1	20	—	—	—	699	—	1,096	1	—	—	16	259	97	—	—	3
		K F	31,985	—	—	—	—	—	—	1	10	—	1	—	705	—	1,073	3	—	—	9	310	31	—	—	2
Yekün Total	E H K F	56,622	3	2	2	4	3	36	3	62	—	14	—	1,967	13	1,548	5	8	1	354	770	549	6	1	15	
	K F	59,474	—	2	1	2	3	23	4	40	1	2	—	2,489	10	1,490	6	6	—	404	815	462	6	4	19	
Gemlik	E H K F	8,290	—	—	—	—	—	1	2	7	—	1	2	108	—	624	—	—	—	6	124	53	2	—	26	
	K F	8,655	1	—	—	—	—	1	—	4	—	—	—	75	—	781	—	—	—	11	156	70	3	—	11	
İnegöl	Şehir Ville	E H K F	4,759	—	—	—	1	—	—	—	38	—	55	—	445	—	32	1	—	—	27	21	213	2	—	7
		K F	5,307	—	—	—	—	—	—	—	29	—	68	—	546	1	34	—	—	—	51	21	223	1	—	—
	Köyler Villages	E H K F	20,494	3	—	—	—	—	—	—	2	—	—	—	775	—	89	—	3	—	37	656	121	1	—	3
		K F	23,269	—	—	—	—	—	—	—	2	—	—	—	813	—	60	—	—	—	46	799	104	—	—	2
Yekün Total	E H K F	25,253	3	—	—	1	—	—	—	40	—	55	—	1,220	—	121	1	3	—	64	677	334	3	—	10	
	K F	28,576	—	—	—	—	—	—	—	31	—	68	—	1,359	1	94	—	—	—	97	820	327	1	—	2	

KADRO VI
CADRE

Nüfusun mahali tevellüt itibarile inkısamı
Répartition de la population d'après les pays des naissance
VİLÂYET : BURSA (Mabat - Suite)

KAZALAR Cazas	Cinsiyet Sexes	Türkiye	Efganistan	Mısır	Irak	İran	Suriye	Sair Afrika memleketleri	Almanya	Arnavutluk	İngiltere	Austurya	Belçika	Bulgaristan	Fransa	Yunanistan	Macaristan	İtalya	Lehistan	Romanya	Rusya	Sırbistan	Sair Avrupa memleketleri	Amerika	Mec-hul
		Tur- quie	Af- gha- nis- tan	E- gyp- te	Irak	Per- se	Sy- rie	Autres pays d'Afrique et d'Asie	Al- le- ma- gne	Al- ba- nie	An- gle- terra	Au- tri- che	Bel- gi- que	Bul- ga- rie	Fran- ce	Grè- ce	Hon- grie	Ita- lie	Pol- ogne	Rou- manie	Rus- sie	Ser- bie	Autres pays d'Eu- rope	A- mè- ri- que	In- con- nu
Karacabey	E	12,132	1	—	—	8	—	3	1	25	—	—	—	816	—	951	3	—	—	262	193	167	14	—	72
	K	12,609	—	—	1	3	—	—	1	5	—	3	—	755	—	1,150	1	—	—	291	147	72	7	—	53
Mus- tafa Kemal paşa	E	5,173	1	—	—	—	—	1	—	4	—	1	—	562	—	148	—	—	—	106	12	146	13	—	40
	K	6,072	1	—	—	—	—	—	—	1	—	—	—	552	—	118	—	—	—	98	5	—	10	—	8
Köyler Villages	E	17,195	—	—	—	—	—	—	—	27	—	1	—	1,063	—	237	—	—	—	69	153	60	—	—	59
	K	19,343	—	—	—	1	—	—	—	1	—	—	—	1,418	—	224	—	—	1	56	169	58	—	—	36
Yekûn Total	E	22,368	1	—	—	—	—	1	—	31	—	2	—	1,625	—	385	—	—	—	175	165	206	13	—	99
	K	25,415	1	—	—	1	—	—	—	2	—	—	—	1,970	—	342	—	—	1	154	174	58	10	—	44
Mudanya	E	7,050	—	—	—	—	—	1	—	—	—	—	—	27	—	117	—	—	—	18	43	12	1	—	27
	K	6,169	—	—	—	—	—	2	—	1	—	—	1	45	—	210	—	—	—	45	46	4	3	—	44
Orhaneli	E	18,147	—	—	—	—	—	—	—	—	—	—	—	4	—	—	—	—	—	—	1	2	3	—	7
	K	22,122	—	—	—	—	—	—	—	—	—	—	—	3	—	—	—	—	—	—	1	1	1	—	12
Orhangazi	E	6,766	—	—	—	—	—	1	—	—	—	—	—	218	—	452	—	—	—	16	342	183	46	—	22
	K	6,959	—	—	—	—	—	—	—	—	—	—	—	178	—	403	—	—	—	7	437	184	91	—	21
Yenişehir	E	19,447	—	—	—	1	—	2	—	10	—	—	—	469	—	112	—	—	—	24	120	170	33	—	98
	K	21,139	—	1	—	3	—	1	—	—	—	—	—	480	—	121	—	—	—	39	86	218	48	—	62
YKÜN Total	E	176,075	8	2	2	14	3	45	6	175	—	72	2	6,454	13	4,310	9	11	1	919	2,435	1,676	121	1	376
	K	191,118	2	3	2	9	3	27	5	83	1	73	1	7,354	11	4,591	7	6	1	1,048	2,682	1,396	170	4	268
Umumi yekûn Total général		367,193	10	5	4	23	6	72	11	258	1	145	3	13,808	24	8,901	16	17	2	1,967	5,117	3,072	291	5	644

KADRO VI
CADRE

Nüfusun mahali tevellüt itibarile inkısamı
Répartition de la population d'après les pays de naissance
VİLAYET : ÇANAKKALE

KAZALAR Cazas	Cinsiyet Sexes	Türkiye	Efganistan	Mısır	Irak	İran	Suriye	Sair Afrika memleketleri	Almanya	Arnavutluk	İngiltere	Avusturya	Belçika	Bulgaristan	Fransa	Yunanistan	Macaristan	İtalya	Lehistan	Romanya	Rusya	Sırbistan	Sair avrupa memleketleri	Amerika	Mecul
		Turquie	Afghanistan	Egypte	Irak	Iran	Syrie	Autres pays d'Afrique et d'Asie	Allemagne	Albanie	Angleterre	Autriche	Belgique	Bulgarie	France	Grèce	Hongrie	Italie	Pologne	Roumanie	Russie	Serbie	Autres pays d'Europe	Amerique	Inconnu
Çanakkale	E	9,482	—	—	—	—	—	1	—	10	1	1	—	53	1	35	—	31	—	1	14	44	10	1	6
	K F	8,976	—	—	—	—	—	3	—	—	1	—	—	53	1	10	—	4	—	—	6	7	—	—	4
Bayramiç	E	11,611	—	—	—	—	—	—	—	1	—	—	—	53	—	1	—	—	—	—	2	1	—	—	2
	K F	13,178	—	—	—	—	—	—	—	—	—	—	—	79	—	—	—	—	—	—	1	—	—	—	—
Biga	E	27,442	—	—	—	—	—	—	6	6	—	—	—	1,794	3	48	1	1	—	29	330	64	1	—	82
	K F	30,243	—	—	—	—	—	—	1	1	—	—	—	2,338	1	26	—	—	—	5	386	69	—	—	14
Bozcaada	E	751	—	—	—	—	—	—	—	—	—	—	—	—	—	2	—	7	—	—	1	—	—	—	1
	K F	866	—	—	—	—	—	—	—	—	—	—	—	—	—	3	—	1	—	—	—	—	—	—	—
Eceabat	E	2,706	—	—	—	—	1	4	1	14	1	1	—	42	—	118	—	12	—	—	27	8	—	—	5
	K F	2,701	—	—	—	—	3	—	—	—	1	—	—	16	—	185	1	1	—	—	7	2	—	—	—
Ezine	E	14,266	—	—	—	—	—	2	—	—	—	—	—	11	—	8	—	—	—	1	4	4	—	—	2
	K F	14,547	—	—	—	—	—	—	—	—	—	—	—	1	—	12	—	—	—	—	3	—	—	—	—
Gelibolu	E	6,105	—	—	—	—	—	—	—	—	—	5	—	147	—	386	—	—	—	1	13	10	—	—	1
	K F	6,577	—	—	—	—	1	—	—	—	—	—	—	192	—	172	—	—	—	—	4	16	—	—	2
İmroz	E	3,026	—	—	—	—	—	—	—	—	—	—	—	—	—	2	—	—	—	—	—	—	—	—	—
	K F	3,689	—	—	—	—	—	—	—	—	—	—	—	—	—	2	—	—	—	—	—	—	—	—	—
Lapseki	E	8,735	—	—	—	—	—	—	—	—	—	1	—	64	—	4	—	—	—	—	5	—	—	—	2
	K F	9,564	—	—	—	—	—	—	—	—	—	1	—	77	—	4	—	—	—	—	1	—	—	—	—

KADRO VI
CADRE

Nüfusun mahallî tevelliât itibarile inkişâfı
Répartition de la population d'après les pays de naissance
VİLAYET : ÇANAKKALE (Mabat - Suite)

KAZALAR Cazas	Cinsiyet Sexes	Türkiye	Efganistan	Mısır	İrâk	İran	Suriye	Sair Afrika ve Asya memleketleri	Almanya	Arnavutluk	İngiltere	Avusturya	Belçika	Bulgaristan	Fransa	Yunanistan	Macaristan	İtalya	Lehistan	Romanya	Rusya	Sırbistan	Sair Avrupa memleketleri	Amerika	Meçhul
		Turquie	Afganistan	Egypte	Irak	Pers	Syrie	Autres pays d'Afrique et d'Asie	Alle-magne	Albanie	Angle-terre	Autriche	Bel-gi-que	Bul-garie	France	Grèce	Hongrie	Italie	Pologne	Roumanie	Russie	Serbie	Autres pays d'Europe	A-mé-rique	In-con-nu
YEKÛN Total	E H K F	84,124	—	—	—	—	1	7	7	31	2	8	—	2,164	4	604	1	51	—	32	396	131	11	1	101
	K F	90,341	—	—	—	—	4	3	1	1	2	1	—	2,756	2	414	1	6	—	5	408	94	—	—	20
Umumî yekûn Total général		174,465	—	—	—	—	5	10	8	32	4	9	—	4,920	6	1,018	2	57	—	37	804	225	11	1	121

VİLAYET : İZMİR

İzmir	Şehir Ville	E H K F	79,132	4	28	—	79	16	245	46	72	36	31	25	537	68	540	61	141	5	191	260	369	50	37	23
		K F	69,806	—	14	2	13	13	177	47	21	25	16	9	354	57	412	38	133	2	139	235	353	22	26	14
	Köyler Villages	E H K F	16,325	1	3	—	5	2	8	13	6	23	2	3	49	10	226	9	41	—	9	22	174	5	12	3
		K F	12,833	—	2	—	3	2	10	12	3	15	2	2	29	11	261	6	16	—	8	22	174	12	12	4
Yekûn Total	E H K F	95,457	5	31	—	84	18	253	59	78	59	33	28	586	78	766	70	182	5	200	282	543	55	49	26	
	K F	82,639	—	16	2	16	15	187	59	24	40	18	11	383	68	613	44	149	2	147	257	527	34	38	18	
Bayındır	E H K F	12,523	1	—	—	—	—	1	—	2	—	—	—	37	—	21	1	1	—	3	16	1	4	—	8	
	K F	12,976	—	—	—	—	—	—	—	—	—	—	—	12	—	37	1	1	—	—	15	9	6	—	5	
Ber-gama	Şehir Ville	E H K F	6,696	—	—	—	1	—	—	2	—	—	—	65	—	139	—	—	—	4	5	84	5	—	3	
		K F	6,025	—	—	—	—	—	—	1	1	—	—	49	—	91	—	1	—	—	4	41	3	—	5	
	Köyler Villages	E H K F	23,533	—	—	—	1	—	2	—	5	—	—	—	95	1	170	—	—	—	17	23	98	1	—	14
		K F	26,220	—	—	—	—	—	3	—	—	—	—	—	87	—	176	—	—	—	16	11	41	2	—	3
Yekûn Total	E H K F	30,229	—	—	—	2	—	2	—	7	—	—	—	158	1	309	—	—	—	21	28	182	6	—	17	
	K F	32,245	—	—	—	—	—	3	—	1	1	—	—	136	—	267	—	1	—	16	15	82	5	—	8	

KADRO
CADRE

VI

Nüfusun mahali tevellüt itibarile inkısamı
Répartition de la population d'après les pays de naissance
VİLAYET: İZMİR (Mabat - Suite)

KAZALAR Cazas	Cinsiyet Sexes	Türkiye	Efganistan	Mısır	Irak	İran	Suriye	Sair Afrika memleketleri	Almanya	Arnavutluk	İngiltere	Avusturya	Belçika	Bulgaristan	Fransa	Yunanistan	Macaristan	İtalya	Lehistan	Romanya	Rusya	Siristan	Sair Avrupa memleketleri	Amerika	Meçhul
		Turquie	Afghanistan	Egypte	Irak	Persie	Syrie	Autres pays d'Afrique et d'Asie	Allemagne	Albanie	Angleterre	Autriche	Belgique	Bulgarie	France	Grèce	Hongrie	Italie	Pologne	Roumanie	Russie	Serbie	Autres pays d'Europe	Amerique	Inconnu
Çeşme	E H K F	4,932	—	—	—	—	—	—	—	2	—	—	—	2	—	59	—	—	—	2	12	32	6	—	10
	E H K F	4,803	—	—	—	—	—	—	—	10	—	—	—	4	—	45	1	—	—	—	5	27	2	—	25
Foça	E H K F	4,826	—	—	—	—	—	2	—	—	—	—	—	1	—	70	—	—	—	1	1	19	66	—	1
	E H K F	3,715	—	—	—	—	—	1	—	1	—	—	—	2	—	74	—	—	—	—	2	20	95	1	3
Karaburun	E H K F	3,851	—	—	—	—	—	—	—	—	—	—	—	—	—	6	—	—	—	—	9	10	3	—	1
	E H K F	3,958	—	—	—	—	—	—	—	—	—	—	—	1	—	22	—	—	—	—	7	2	9	—	1
Kemalpaşa	E H K F	11,270	—	—	1	4	—	2	3	1	—	1	—	44	—	12	—	—	—	4	2	16	15	—	2
	E H K F	10,524	—	—	—	—	—	—	—	—	—	—	—	29	—	11	—	—	—	1	1	18	8	—	—
Kuşada	E H K F	6,483	—	—	—	—	2	1	1	2	—	3	—	24	—	564	—	6	—	6	8	144	5	—	16
	E H K F	6,411	—	—	—	—	1	—	—	—	—	1	1	20	—	555	—	5	—	2	4	162	2	—	2
Menemen	E H K F	14,771	—	—	—	2	1	2	—	3	—	1	—	24	—	115	—	1	—	6	18	63	39	—	16
	E H K F	12,975	—	—	—	—	2	—	—	—	—	—	—	14	—	120	—	—	—	2	20	67	12	—	4
Sehir Ville	E H K F	8,179	—	—	—	—	—	—	—	1	—	—	—	30	—	37	—	—	—	5	2	18	29	—	10
	E H K F	8,380	—	—	—	—	—	—	—	—	—	—	—	8	—	19	1	—	—	—	5	9	63	—	2
Köyler Villages	E H K F	27,791	—	—	—	—	—	—	—	—	1	—	—	8	—	4	—	1	—	3	6	7	6	—	4
	E H K F	31,916	—	—	—	—	—	—	—	—	—	—	—	2	—	2	—	—	—	—	1	8	—	—	5
Zekâa Total	E H K F	35,970	—	—	—	—	—	—	—	1	1	—	—	88	—	41	—	1	—	8	8	25	35	—	14
	E H K F	40,296	—	—	—	—	—	—	—	—	—	—	—	5	—	21	1	—	—	—	6	12	63	—	7
Seferihisar	E H K F	4,354	1	—	—	—	—	—	—	—	—	—	—	9	—	8	—	—	—	2	1	4	3	—	1
	E H K F	3,917	—	—	—	—	—	—	—	—	—	—	—	3	—	5	—	—	—	—	3	4	2	—	1

Nüfusun mahali tevellüt itibarile inkisamı
Répartition de la population d'après les pays de naissance
VİLAYET : İZMİR (Mabat - Suite)

KADRO VI
CADRE

KAZALAR Cazas	Cinsiyet Sexes	Türkiye	Efganislan	Mısır	İrak	İran	Suriye	Sair Afrika Asya memleketleri	Almanya	Arnavutluk	İngiltere	Avusturya	Belçika	Bulgaristan	Fransa	Yunanistan	Macaristan	İtalya	Lehistan	Romanya	Rusya	Sırbistan	Sair avrupa memleketleri	Amerika	Mecul
		Turquie	Afganis-tan	E-gyp-te	Irak	İr-se	Sy-rie	Autres pays d'Afrique et d'Asie	Al-le-ma-gne	Al-ba-nie	An-gle-terre	Au-tri-che	Bel-gi-que	Bul-ga-rie	France	Grèce	Hon-grie	Ita-lie	Pol-gne	Rou-ma-nie	Rus-sie	Ser-bie	Autres pays d'Europe	A-mé-ri-que	In-con-nu
Tire	Şehir Ville	E H K F 8,995	—	—	—	2	2	—	—	7	—	—	—	45	—	94	—	1	—	5	5	83	7	—	13
	Köyler Villages	E H K F 9,232	—	—	—	—	2	—	—	2	—	—	—	27	—	117	1	—	—	2	7	89	4	—	5
		E H K F 9,668	—	—	—	—	1	2	—	—	8	—	—	—	1	—	2	—	—	—	1	2	5	1	—
	Yekûn Total	E H K F 10,778	—	—	—	—	—	3	—	1	—	—	—	1	—	2	—	—	—	—	—	3	—	—	1
Torbali	E H K F 18,663	—	—	—	—	2	3	2	—	15	—	—	—	46	—	96	—	1	—	6	7	88	8	—	14
	E H K F 10,882	—	—	1	—	—	1	6	1	3	—	—	—	14	—	43	—	—	—	6	9	6	6	—	9
Uria	E H K F 10,068	—	—	—	—	—	2	9	1	1	—	—	—	8	—	20	—	—	—	—	4	3	1	—	1
	E H K F 8,530	—	—	—	—	3	—	1	—	1	—	—	—	5	—	48	—	—	—	2	7	26	—	—	—
YEKÛN Total	E H K F 6,984	—	—	—	—	—	—	—	—	—	—	—	—	14	—	29	—	—	—	1	1	13	—	—	1
	E H K F 262,741	7	32	1	97	25	272	64	115	60	38	28	988	79	2,158	71	192	5	267	408	1,179	251	40	135	
Umumî yekûn Total général	E H K F 251,521	—	16	2	16	22	203	60	40	41	19	12	659	68	1,938	48	156	2	171	347	1,034	243	39	82	
	E H K F 514,262	7	48	3	113	47	475	124	155	101	57	40	1,647	147	4,096	119	348	7	438	755	2,217	494	88	217	

VİLAYET : MANİSA

Manisa	Şehir Ville	E H K F 15,105	—	—	—	10	—	2	2	3	—	1	—	150	—	76	5	—	—	32	61	99	5	—	4
	Köyler Villages	E H K F 12,825	—	—	—	3	1	3	—	—	—	—	—	113	1	52	1	5	—	18	35	80	1	—	1
		E H K F 31,332	—	—	—	3	—	4	—	3	—	1	—	291	—	239	—	—	—	16	31	112	—	—	2
	Yekûn Total	E H K F 31,433	—	2	—	1	—	1	—	—	—	—	—	242	—	256	—	—	—	2	26	80	—	—	—
Umumî yekûn Total général	E H K F 46,437	—	—	—	13	—	6	2	6	—	2	—	441	—	315	5	—	—	48	82	211	5	—	6	
	E H K F 44,258	—	2	—	4	1	4	—	—	—	—	—	355	1	308	1	5	—	20	61	160	1	—	1	

Nüfusun mahallî tevellüt itibarile tnikisami
Répartition de la population d'après les pays de naissance
• VİLÂYET : MANİSA (Mabat-Suite)

KAZALAR Cazas	Cinsl yet	Türki- ye	Efga- nis- tan	Mı- sır	İrak	İran	Su- ri- ye	Sair Afrika Asya meme- leket- leri	Al- ma- nya	Ar- na- vut- luk	İn- gıl- tere	A- vus- tur- ya	Bel- çika	Bul- gar- tan	Fran- sa	Yu- na- nis- tan	Ma- ca- ris- tan	İtal- ya	Le- his- tan	Ro- man- ya	Rus- ya	Sır- bis- tan	Sair avrupa meme- leket- leri	A- me- ri- ka	Mec- hul	
																										Sexes
Akhi- sar	Şehir Ville	E H K F	8,841	1	1	—	14	—	4	—	3	—	—	—	143	—	140	—	—	—	15	15	144	—	—	1
		K F	8,364	—	—	—	1	—	—	—	—	—	—	—	—	45	—	131	—	—	—	11	14	138	—	—
	Köyler Villages	E H K F	14,312	1	—	—	11	—	1	—	—	—	—	—	21	—	51	—	—	—	3	7	94	—	—	2
		K F	14,884	—	—	—	3	—	—	—	—	—	—	—	—	15	—	24	—	—	—	—	6	73	—	—
Yekûn Total	E H K F	23,153	2	1	—	25	—	5	—	3	—	—	—	164	—	191	—	—	—	18	22	238	—	—	3	
	K F	23,248	—	—	—	4	—	—	—	—	—	—	—	60	—	155	—	—	—	11	20	211	—	—	1	
Alaşehir	Şehir Ville	E H K F	15,483	—	—	—	—	—	3	—	—	—	—	—	42	—	4	—	—	—	1	2	2	—	—	—
		K F	17,449	—	—	—	—	—	3	—	—	—	—	—	—	13	—	—	—	—	—	—	2	6	—	—
Demirci	Şehir Ville	E H K F	11,769	—	—	—	—	—	—	—	—	—	—	—	3	—	—	—	—	—	—	—	2	—	—	—
		K F	14,385	—	—	—	—	—	—	—	—	—	—	—	—	—	—	—	—	—	—	3	—	—	—	—
Eşme	Şehir Ville	E H K F	9,930	—	—	—	—	—	—	—	—	—	—	—	—	—	—	—	—	—	—	—	—	—	—	1
		K F	11,113	—	—	—	—	—	—	—	—	—	—	—	—	—	—	—	—	—	—	—	—	—	—	—
Gürdüs	Şehir Ville	E H K F	10,457	—	—	—	—	—	—	—	—	—	—	—	6	—	11	—	—	—	1	2	1	—	—	1
		K F	12,118	—	—	—	—	—	—	—	—	—	—	—	—	2	—	1	—	—	—	—	—	—	—	—
Kaşaba	Şehir Ville	E H K F	8,404	—	—	—	12	—	1	2	—	—	1	—	124	1	64	—	1	—	8	20	124	—	—	1
		K F	7,753	—	—	—	—	2	2	—	—	—	1	—	139	—	61	—	—	—	7	30	144	—	—	1
	Köyler Villages	E H K F	6,908	—	—	1	6	—	1	—	2	—	—	—	110	—	110	—	1	—	8	3	222	—	—	—
		K F	7,541	—	—	—	—	—	—	—	—	—	1	—	—	125	—	96	—	—	—	3	4	184	—	—
Yekûn Total	E H K F	15,372	—	—	1	18	—	2	2	2	—	1	—	234	1	180	—	2	—	16	23	346	—	—	1	
	K F	15,294	—	—	—	—	2	2	—	—	—	2	—	—	258	—	157	—	—	—	10	34	328	—	—	2

KADRO VI
CADRE

Nüfusun mahali tevellüt itibarile inkısamı
Répartition de la population d'après les pays de naissance
VİLAYET : **MANISA** (Mabat - Suite)

KAZALAR Cazas	Classi- yet Sazis	Türki-ye	Ef- ganis- tan	Mi- sır	Irak	İran	Su- ri-ye	Sair Afrika Asya mem- leke- leri	Al- ma- nya	Ar- na- vut- luk	İn- gil- tere	A- vus- tur- ya	Bel- çika	Bul- garis- tan	Frans- sa	Yu- na- nis- tan	Ma- ca- ris- tan	İtal- ya	Le- his- tan	Ro- man- ya	Rus- ya	Sır- bis- tan	Sair avrupa mem- leke- leri	A- me- ri- ka	Meç- hul
		Tur- quie	Af- gha- nis- tan	E- gyp- te	Irak	Per- se	Sy- rie	Autres pays d'Afrique et d'Asie	Al- le- ma- gne	Al- ba- nie	An- gle- terre	Au- tri- che	Bel- gi- que	Bul- garie	Frans- ce	Grè- ce	Hon- grie	Ita- lie	Pol- ogne	Rou- manie	Rus- sie	Ser- bie	Autres pays d'Eu- rope	A- mé- ri- que	In- con- nu
Kırkağaç	E H K F	10,064	—	—	—	1	2	5	—	—	—	—	—	58	—	8	4	—	—	4	2	29	1	—	—
	K F	9,456	—	—	—	—	—	2	—	—	—	—	—	34	—	12	—	—	—	1	16	21	—	—	—
Kula	E H K F	13,618	1	1	—	—	—	—	3	—	—	—	—	3	—	—	—	—	—	1	—	1	—	—	6
	K F	16,020	—	—	—	—	—	1	1	—	—	—	—	1	—	1	—	—	—	—	—	—	—	—	1
Salihli	E H K F	13,812	—	—	—	4	—	4	—	—	—	—	—	114	—	65	1	—	—	5	20	53	—	—	1
	K F	13,941	—	—	—	1	1	6	—	2	—	—	—	120	—	69	1	—	—	2	26	74	—	—	—
Soma	E H K F	9,079	—	—	—	2	—	1	—	—	—	—	—	105	—	23	—	—	—	—	9	5	—	—	1
	K F	10,920	—	—	—	—	—	—	—	—	—	—	—	118	—	16	—	—	—	—	19	3	—	—	1
YEKÜN Total	E H K F	179,774	3	2	1	63	2	26	8	11	—	3	—	1,171	1	797	10	2	—	94	162	888	6	—	20
	K F	188,202	—	2	—	9	4	18	1	2	—	2	—	967	1	719	2	5	—	47	178	803	1	—	6
Umumi yekün Total général		367,976	3	4	1	72	6	44	9	13	—	5	—	2,138	2	1,516	12	7	—	141	340	1,691	7	—	26


VİLAYET : **MUĞLA**

Muğla	E H K F	Şehir Ville	E H K F	E H K F	E H K F	E H K F	E H K F	E H K F	E H K F	E H K F	E H K F	E H K F	E H K F	E H K F	E H K F	E H K F	E H K F	E H K F	E H K F	E H K F	E H K F	E H K F	E H K F	E H K F	E H K F	E H K F
		5,175																								
Köyler Villages	E H K F	—	—	—	—	—	—	—	—	—	—	—	—	—	—	—	—	—	—	—	—	—	—	—	—	—
	K F	—	—	—	—	—	—	—	—	—	—	—	—	—	—	—	—	—	—	—	—	—	—	—	—	—
Yekün Total	E H K F	—	—	—	—	—	—	—	—	—	—	—	—	—	—	—	—	—	—	—	—	—	—	—	—	—
	K F	—	—	—	—	—	—	—	—	—	—	—	—	—	—	—	—	—	—	—	—	—	—	—	—	—

KADRO VI
CADRE

Nüfusun mahallî tevellüt itibarile inkişası
Répartition de la population d'après les pays de naissance
VİLÂYET : MUĞLA (Maba - Suit)

KAZALAR Cazas	Cinsiyet Sexes	Türki-ye	Ef-ga-nis-tan	Mi-sir	İrak	İran	Sü-ri-ye	Sair Afrika Asya memleketleri	Al-ma-nya	Ar-na-vut-luk	İn-gil-tere	A-vus-tur-ya	Bel-çika	Bul-gar-is-tan	Frans-a	Yu-na-nis-tan	Ma-ca-ris-tan	İtal-ya	Le-his-tan	Ro-man-ya	Rus-ya	Sir-bis-tan	Sair avrupa memleketleri	A-me-ri-ka	Meç-hul
		Tur-que	Af-gha-nis-tan	E-gypte	Irak	Per-se	Sy-rie	Autres pays d'Afrique et d'Asie	Al-le-ma-gne	Al-ba-nie	An-gle-terre	Au-tri-che	Bel-gi-que	Bul-garie	Franc	Grèce	Hon-grie	Ita-lie	Pol-ogne	Rou-manie	Rus-sie	Ser-bie	Autres pays d'Europe	A-mé-ri-que	In-con-nu
Bodrum	E	6,664	—	—	—	1	—	—	—	—	1	—	—	13	—	232	—	125	—	—	1	8	—	—	—
	K F	8,270	—	—	—	—	2	1	—	—	—	—	—	8	1	244	—	121	—	—	1	1	—	—	—
Fethiye	E	15,697	—	1	—	5	—	194	31	—	—	4	—	7	—	13	1	6	—	1	—	8	1	—	7
	K F	18,091	—	—	—	2	1	80	—	1	—	1	1	—	—	31	—	6	—	—	—	3	3	—	2
Köyceğiz	E	10,711	—	76	—	—	—	18	1	—	33	1	—	—	—	—	—	—	—	—	1	—	—	—	4
	K F	12,067	—	8	—	—	—	7	—	—	—	—	—	1	—	—	—	—	—	—	—	19	—	—	3
Mermeris	E	4,946	—	—	—	—	—	17	—	—	—	—	—	—	—	1	—	—	—	—	—	—	1	—	—
	K F	6,403	—	—	—	—	—	4	—	—	—	—	—	—	—	—	—	—	—	—	—	—	—	—	—
Milas	E	15,206	—	—	1	—	—	9	1	5	—	—	—	6	—	55	2	7	—	1	2	29	30	—	5
	K F	17,935	—	—	—	—	—	3	1	1	—	—	—	3	1	51	—	2	—	—	—	18	16	—	2
YEKÛN Total	E	78,911	—	77	1	6	1	238	33	5	34	5	—	30	—	306	21	140	—	4	7	50	34	—	18
	K F	94,782	—	8	—	3	3	97	1	2	—	1	1	15	2	328	7	129	—	—	21	35	26	—	8
Umumî yekûn Total général		173,693	—	85	1	9	4	335	34	7	34	6	1	45	2	634	28	269	—	4	28	85	60	—	26



Kadro I

CADRE

NÜFUSUN HALİMEDENİ, YAŞ GRUPLARI VE TAHSİL İTİBARİLE İNKISAMI

RÉPARTITION DE LA POPULATION D'APRÈS L'ÉTAT CIVIL,
LES GROUPES D'AGES ET L'INSTRUCTION

B. — GARBİ ANADOLU VİLÂYETLERİ [*]

VILAYETS DE L'ANATOLIE OCCIDENTALE [*]

Bilecik	<i>Bilédjik</i>	Denizli	<i>Dénizli</i>
Bolu	<i>Bolou</i>	Isparta	<i>Isparta</i>
Burdur	<i>Bourdour</i>	Kütahya	<i>Kutahya</i>

[*] Sahil vilâyetleri hariç
Non compris les vilayets maritimes

KADRO I
CADRE

Nüfusun halîmedeni, yaş grupları ve tahsil itibarıyla inkişası
Répartition de la population d'après l'état civil, les groupes d'âges et l'instruction
VİLÂYET : BİLECİK

KAZALAR Cazas	Cinsiyet Sexes	Nüfusu mevcu- de Population présente	HALİMEDENİ Etat civil					YAŞ GRUPLARI — Groupes d'âges										Okumak bilen ve bilmeyen Sachant lire	
			Bekar Célibi- taires	Evli Mariés	Dul Veufs	Boş Di- vor- cés	Meç- hul Incon- nu	1 Ya- şından küçük Kobis de 1 an	1ve2	3-6	7-12	13-19	20-45	46-60	61-70	17ve+	Yaşı meç- hul Age incon- nu	Bilen Oui	Bilme- yen Non
Bilecik	E	10,195	5,173	4,773	218	30	1	606	720	877	1,011	1,806	3,490	1,033	500	147	5	5,317	4,878
	K	11,256	3,926	4,997	2,205	123	5	562	636	788	847	1,658	4,601	1,396	538	226	4	553	10,703
Bozüyük	E	14,968	7,432	7,331	168	31	6	1,217	1,084	1,496	1,460	2,556	4,834	1,378	634	258	51	3,352	11,616
	K	15,803	6,217	6,959	2,435	144	48	1,087	975	1,341	1,255	2,422	6,080	1,651	607	352	33	266	15,537
Gölpazarı	E	6,990	3,508	3,309	142	31	—	438	545	635	763	1,355	2,220	735	242	57	—	891	6,099
	K	8,492	2,970	3,709	1,702	109	2	408	491	598	692	1,300	3,457	1,071	329	138	8	51	8,441
Lefke	E	4,254	2,163	1,993	84	13	1	319	310	364	445	678	1,456	441	172	68	1	456	3,798
	K	4,791	1,746	2,160	833	52	—	265	303	303	409	642	1,948	627	201	92	1	91	4,700
Söğüt	E	17,091	8,772	8,081	193	38	7	1,002	1,346	1,718	1,579	3,044	5,561	1,848	750	234	9	2,493	14,598
	K	19,820	6,802	9,031	3,673	314	—	853	1,202	1,553	1,510	2,825	7,964	2,555	911	414	33	422	19,398
YEKÜN Total	E	53,498	27,048	25,487	805	143	15	3,582	4,005	5,090	5,258	9,439	17,561	5,435	2,298	764	66	12,509	40,989
	K	60,162	21,661	26,856	10,848	742	55	3,175	3,607	4,583	4,713	8,847	24,050	7,300	2,586	1,222	79	1,383	58,779
Umumî yekûn Total général		113,660	48,709	52,343	11,653	885	70	6,757	7,612	9,673	9,971	18,286	41,611	12,735	4,884	1,986	145	13,892	99,768
VİLÂYET : BOLU																			
Bolu	E	24,723	13,181	11,009	411	113	9	1,525	1,992	2,597	2,717	4,569	6,815	2,789	1,207	494	18	3,948	20,775
	K	31,268	12,039	13,372	5,326	461	10	1,421	1,800	2,591	2,510	4,623	11,389	4,585	1,365	954	30	1,112	30,156
Düzce	E	36,083	20,752	14,632	559	127	13	2,267	3,523	4,227	4,191	6,299	10,730	2,965	1,139	719	23	4,192	31,891
	K	39,280	17,561	16,370	5,018	329	2	1,707	3,035	4,051	3,641	6,352	14,713	3,763	1,143	829	46	921	38,359
Gerede	E	21,105	10,929	9,802	300	68	6	1,172	1,907	2,544	2,374	3,658	5,766	2,252	1,034	366	32	3,304	17,801
	K	27,522	10,752	12,216	4,212	339	3	908	1,803	2,639	1,982	4,228	10,164	3,805	1,303	652	38	542	26,980

KADRO I
CADRE

Nüfusun halimedeni, yaş grupları ve tahsil itibarı ile inkısamı
Répartition de la population d'après l'état civil, les groupes d'âges et l'instruction
VİLİYET : **BOLU** (Mabat - Suite)

KAZALAR Cazas	Cinsiyet Sexes	Nüfusu mevcude Population présente	HALİMEDENİ État civil					YAŞ GRUPLARI — Groupes d'âges											Okumak bilen ve bilmeyen Sachant lire	
			Bekâr Célibataires	Evli Mariés	Dul Veufs	Boş Divorcés	Mec-hul Inconnu	1 Yaşından küçük Moins de 1 an	1 ve 2	3-6	7-12	13-19	20-45	46-60	61-70	71 ve et+	Vağ-ıncul Age inconnu	Bilen Oui	Bilmeyen Non	
Gönük	E H K F	7,403	3,881	3,377	119	21	5	508	596	648	668	1,508	2,131	830	397	114	3	826	6,577	
	E H K F	9,244	3,464	3,872	1,784	119	5	421	557	600	615	1,447	3,475	1,395	490	229	15	277	8,967	
Mudurnu	E H K F	9,627	4,837	4,608	135	42	5	495	855	983	879	1,808	2,819	1,045	523	210	10	1,422	8,205	
	E H K F	11,991	4,292	5,382	2,158	158	1	408	713	935	842	1,686	4,600	1,812	609	368	18	271	11,720	
YEKÜN Total	E H K F	98,941	53,580	43,428	1,524	371	38	5,967	8,873	10,999	10,829	17,842	28,261	9,881	4,300	1,903	86	13,692	85,249	
	E H K F	119,305	48,168	51,212	18,493	1,406	21	4,865	7,908	10,816	9,590	18,356	44,341	15,360	4,910	3,032	147	3,123	116,182	
Umumî yekün Total général		218,246	101,748	94,640	20,022	1,777	59	10,832	16,781	21,815	20,419	36,178	72,602	25,241	9,210	4,935	233	16,815	201,431	

VİLİYET : **BURDUR**

Burdur	Şehir Ville	E H K F	6,414	3,218	3,073	95	25	3	268	372	452	612	905	2,758	641	315	88	3	2,065	4,349
		E H K F	6,391	2,137	2,848	1,233	173	—	231	370	458	537	849	2,565	891	304	182	4	427	5,964
	Köyler Villages	E H K F	13,500	7,461	5,887	124	26	2	892	1,247	1,275	1,346	2,784	4,269	1,135	494	140	8	1,938	11,562
E H K F		16,383	6,263	6,746	3,100	271	3	688	1,140	1,224	1,102	2,678	6,496	2,097	637	311	10	249	16,134	
Yekün Total	E H K F	19,914	10,679	8,960	219	51	5	1,070	1,619	1,727	1,958	3,689	7,027	1,776	809	228	11	4,003	15,911	
	E H K F	22,774	8,400	9,594	4,333	444	3	919	1,510	1,682	1,639	3,527	9,061	2,988	941	493	14	676	22,098	
Bucak	E H K F	7,872	4,340	3,247	65	18	2	412	692	873	919	1,430	2,377	638	260	69	2	961	6,711	
	E H K F	8,799	3,664	3,593	1,437	105	—	281	544	852	701	1,482	3,559	971	265	130	14	69	8,730	
Tefenni	E H K F	11,092	6,227	4,726	99	40	—	552	984	1,077	1,124	2,278	3,832	814	305	113	13	1,411	9,681	
	E H K F	13,363	5,174	5,399	2,569	221	—	495	1,033	979	1,024	2,242	5,670	1,363	374	166	17	86	13,277	

KADRO I
CADRE

Nüfusun halimedeni, yaş grupları ve tahsil itibarı ile inkısamı
Répartition de la population d'après l'état civil, les groupes d'âges et l'instruction

VİLİYET : BURDUR (Mabat - Suite)

KAZALAR Cazas	Cinsiyet Sexes	Nüfus mevcudu Population présente	HALİMEDENİ Etat civil					YAŞ GRUPLARI — Groupes d'âges										Okumak bilen ve bilmeyen Sachant lire	
			Bekâr Célibataires	Evli Mariés	Dul Veufs	Boş Divorcés	Mec-hul Inconnus	1 Yaşından küçük Moins de 1 an	1 ^{ve} 2	3-6	7-12	13-19	20-45	46-60	61-70	71 ^{ve} et +	yaşı geçen Kul Age terminé	Bilen Oui	Bilmeyen Non
YEKÜN Total	E H K F	38,678	21,246	16,933	383	109	7	2,034	3,295	3,677	4,001	7,397	13,236	3,228	1,374	410	26	6,375	32,303
	E H K F	44,936	17,238	18,586	8,339	770	3	1,695	3,087	3,513	3,564	7,251	18,290	5,322	1,580	789	45	831	41,105
Umumî yekün Total général		83,614	38,484	35,519	8,722	879	10	3,729	6,382	7,190	7,365	14,648	31,526	8,550	2,954	1,199	71	7,206	76,408

VİLİYET : DENİZLİ

Denizli	Şehir Ville	E H K F	8,061	4,289	3,646	95	31	—	328	513	619	576	1,282	3,556	816	310	59	2	2,710	5,351
		E H K F	7,726	3,045	2,850	1,672	159	—	300	507	583	544	1,174	3,036	1,075	349	156	2	869	6,857
Denizli	Köyler Villages	E H K F	11,653	6,457	5,008	165	22	1	643	820	1,180	1,140	2,450	3,883	1,036	379	118	4	768	10,885
		E H K F	14,376	5,506	5,732	2,893	242	3	616	809	1,058	1,036	2,321	6,122	1,756	445	197	16	22	14,354
Denizli	Yekün Total	E H K F	19,714	10,746	8,654	260	53	1	971	1,333	1,799	1,716	3,732	7,439	1,852	689	177	6	3,478	16,236
		E H K F	22,102	8,551	8,582	4,565	401	3	916	1,316	1,641	1,580	3,495	9,158	2,831	794	353	18	891	21,211
Boldan		E H K F	11,104	6,205	4,764	104	28	3	547	890	1,285	1,100	2,072	3,665	1,061	394	87	3	1,197	9,907
		E H K F	13,546	5,178	5,565	2,526	272	5	514	832	1,249	1,048	2,079	5,609	1,505	454	244	12	122	13,424
Çal		E H K F	18,736	10,795	7,707	162	47	25	1,003	1,427	2,165	2,464	3,209	5,898	1,681	663	182	44	2,801	15,935
		E H K F	23,439	9,204	9,148	4,673	395	19	778	1,246	1,972	2,226	3,389	9,635	2,985	717	419	72	211	23,228
Çivril		E H K F	9,831	5,661	4,050	90	28	2	520	953	1,075	1,063	2,120	2,985	777	272	59	7	855	8,876
		E H K F	11,747	4,891	4,632	2,044	178	2	483	801	1,059	936	1,883	4,710	1,290	380	195	10	74	11,673
Garbî kara ağaç		E H K F	20,663	12,038	8,421	169	31	4	1,177	1,628	2,108	2,570	4,018	6,521	1,658	738	226	21	1,968	18,695
		E H K F	25,501	10,425	9,572	5,027	465	12	1,035	1,506	2,043	2,445	4,108	10,428	2,734	795	378	29	186	25,315

Nüfusun halimedeni, yaş grupları ve tahsil itibarile inkısamı
Répartition de la population d'après l'état civil, les groupes d'âges et l'instruction
VİLÂYET : **DENİZLİ** (Mabat - Suite)

KADRO I
CADRE

KAZALAR Cazas	Cinsiyet Sexes	Nüfusu mevcude Population présente	HALİMEDENİ Etat civil					YAŞ GRUPLARI — Groupes d'âges										Okumak bilen ve bilmeyen Sachant lire	
			Bekâr Célibataires	Evli Mariés	Dul Veufs	Boş Divorcés	Meçhul Inconnus	1 Yaşından küçük Moins de 1 an	1 ^{ve} et 2	3-5	7-12	13-19	20-45	46-60	61-70	71 ^{ve} et +	yaşı meçhul Age inconnu	Bilen Oui	Bilmeyen Non
Saray köy	E	8,531	4,462	3,995	50	22	2	444	522	704	744	1,423	3,417	832	346	95	3	240	8,291
	K	9,606	3,367	3,992	2,034	203	8	392	510	703	619	1,426	4,023	1,295	450	179	9	14	9,592
Tavas	E	21,751	12,027	8,855	218	44	7	982	1,680	2,334	2,690	4,508	6,446	1,930	827	340	14	1,179	20,572
	K	28,777	11,019	10,809	6,335	543	11	798	1,550	2,174	2,496	5,011	11,424	3,522	1,051	728	23	22	28,755
YEKÜN Total	E	110,330	62,534	46,446	1,053	253	44	5,644	8,431	11,470	12,347	21,082	36,371	9,791	3,929	1,167	98	11,818	98,512
	K	134,718	52,635	52,360	27,204	2,359	60	4,916	7,761	10,841	11,350	21,301	54,987	16,162	4,641	2,496	173	1,520	133,198
Umumî yekün Total général		245,048	115,169	98,806	28,257	2,712	104	10,560	16,192	22,311	23,697	42,473	91,358	25,953	8,570	3,663	271	13,338	231,710

VİLÂYET : **ISPARTA**

Isparta	Şehir Ville	E	8,108	4,025	3,993	65	25	—	344	469	660	625	1,285	3,635	710	303	76	1	2,456	5,652
		K	7,871	2,879	3,253	1,565	172	2	314	480	647	534	1,118	3,072	1,105	398	195	8	452	7,419
	Köyler Villages	E	15,897	5,560	6,998	3,059	273	7	810	1,151	1,106	1,052	2,216	6,444	2,084	638	383	13	195	15,702
		K	12,781	6,709	5,936	103	25	8	893	1,283	1,216	1,083	2,273	4,171	1,118	559	179	6	2,066	10,715
Yekün Total	E	24,005	9,585	10,991	3,124	298	7	1,154	1,620	1,766	1,677	3,501	10,079	2,794	941	459	14	2,651	21,354	
	K	20,652	9,588	9,189	1,668	197	10	1,207	1,763	1,863	1,617	3,391	7,243	2,223	957	374	14	2,518	18,134	
İğridir	E	12,777	7,530	5,088	128	29	2	606	1,169	1,388	1,038	2,074	4,023	955	448	169	7	1,448	11,329	
	K	15,713	6,702	6,245	2,502	202	2	732	1,139	1,400	1,570	2,219	6,121	1,660	549	298	19	250	15,463	
Karaağaç	E	11,466	6,390	4,976	85	14	1	709	1,268	1,215	1,270	2,231	3,548	792	301	116	16	1,476	9,990	
	K	13,940	5,629	5,787	2,420	102	2	466	1,120	1,183	1,147	2,382	5,535	1,481	364	242	20	44	13,896	

KADRO I
CADRE

Nüfusun halimedeni, yaş grupları ve tahsil itibarile inkisami
Répartition de la population d'après l'état civil, les groupes d'âges et l'instruction
VİLÂYET: İSPARTA (Mabat - Suite)

KAZALAR Cazas	Cinsiyet Sexes	Nüfusu mevcude Population présente	HALİMEDENİ Etat civil					YAŞ GRUPLARI — Groupes d'âges										Okumak bilen ve bilmeyen Sachant lire	
			Bekâr Célibataires	Evli Mariés	Dul Veufs	Boş Divorcés	Mec-hui Inconnus	1 Yaşından küçük Moins de 1 an	1-2	3-6	7-12	13-19	20-45	46-60	61-70	71 ve et +	yaşı me-hui Age inconnu	Bilen Oui	Bilmeyen Non
Uluborlu	E	7.775	4.070	3.594	83	28	—	485	680	797	815	1.230	2.505	758	360	144	1	2.223	5.552
	K	9.390	3.368	4.189	1.629	204	—	420	641	758	698	1.177	3.766	1.293	396	234	7	356	9.034
Yalvaç	E	13.000	7.154	5.679	145	19	3	826	1.328	1.301	1.552	2.263	4.098	1.004	485	130	13	1.412	11.588
	K	15.719	6.079	6.521	2.937	180	2	596	1.169	1.311	1.376	2.250	6.201	1.952	536	313	15	81	15.638
YEKÛN Total	E	69.023	34.729	30.328	3.565	388	13	4.080	6.035	6.467	6.952	11.299	24.253	6.303	2.535	1.018	51	9.210	59.813
	K	75.414	31.426	31.931	11.156	885	16	3.421	5.832	6.521	6.408	11.419	28.866	8.609	2.802	1.461	75	3.249	72.165
Umumi yekûn Total général		144.437	66.155	62.259	14.721	1.273	29	7.501	11.897	12.993	13.360	22.718	53.119	14.912	5.337	2.479	126	12.459	131.978

VİLÂYET: KÜTAHYA

Kütahya	Şehir Ville	E	8.569	4.395	4.074	70	25	5	349	436	697	803	1.353	3.391	1.082	345	98	15	2.920	5.649
		K	8.713	3.136	3.616	1.810	149	2	300	405	716	791	1.227	3.379	1.276	423	175	21	550	8.163
Kütahya	Köyler Villages	E	24.219	13.227	10.769	197	20	6	1.592	1.952	2.879	2.985	4.187	7.158	2.228	969	254	15	946	23.273
		K	27.978	10.777	12.259	4.749	207	6	1.314	1.760	2.661	2.360	4.252	10.673	3.374	1.035	495	34	60	27.918
Kütahya	Yekûn Total	E	32.788	17.622	14.843	267	45	11	1.941	2.388	3.576	3.788	5.540	10.549	3.310	1.314	352	30	3.866	28.922
		K	36.691	13.913	15.855	6.559	356	8	1.614	2.165	3.377	3.151	5.479	14.052	4.650	1.478	670	55	610	36.081
Eğret	E	E	15.294	8.301	6.809	160	23	1	975	968	1.750	1.820	2.897	4.588	1.539	587	164	6	980	14.364
		K	18.890	6.952	7.642	3.569	217	10	826	871	1.564	1.515	2.854	7.043	2.586	730	389	12	38	18.357
Gedis	E	E	17.142	9.374	7.502	215	43	8	1.256	1.313	1.896	1.988	2.919	5.397	1.537	594	223	19	1.103	16.039
		K	20.546	8.100	8.885	3.273	281	7	1.111	1.286	1.774	1.721	2.890	8.214	2.341	647	328	34	197	20.349

KADRO
CADRE I

Nüfusun halimedeni, yaş grupları ve tahsil itibarile inkısamı
Répartition de la population d'après l'état civil, les groupes d'âges et l'instruction
VİLİYET : KÜTAHYA (Mabat - Suite)

KAZALAR Cazas	Cinsiyet Sexes	Nüfusu mevcudde Population présente	HALİMEDENİ Etat civil					YAŞ GRUPLARI — Groupes d'âges										Okumak bilen ve bilmeyen Sachant lire	
			Bekâr Célibataires	Evli Mariés	Dul Veufs	Boş Divorcés	Mec-hul Inconnus	1 Yaşından küçük Moins de 1 an	1 ve 2 et	3-6	7-12	13-19	20-45	46-60	61-70	71 ve + et +	yaşı meç-hul Age inconnu	Bilen Oui	Bilmeyen Non
Simav	E	16,980	8,945	7,819	177	35	4	1,059	1,366	1,873	1,667	2,787	5,541	1,729	726	221	11	1,369	15,611
	K	21,010	8,027	8,851	3,846	279	7	966	1,314	1,780	1,552	2,878	8,096	3,112	924	376	12	129	20,881
Tavşanlı	E	16,072	8,603	7,242	206	19	2	979	1,076	1,671	1,744	2,963	5,171	1,606	675	175	12	227	15,845
	K	18,870	7,265	7,778	3,659	158	10	877	1,010	1,604	1,569	2,842	7,159	2,669	777	349	14	9	18,861
Şehir Ville	E	8,348	4,253	3,986	79	28	2	396	600	700	723	1,334	3,281	945	286	80	3	2,763	5,585
	K	8,619	3,420	3,689	1,352	155	3	391	579	744	707	1,295	3,396	1,008	327	169	3	690	7,929
Köyler Villages	E	32,617	18,157	13,924	451	75	10	2,015	2,901	4,117	3,573	5,590	9,962	2,824	1,294	320	21	2,894	29,723
	K	39,059	15,787	16,513	6,374	378	7	1,778	2,425	3,917	3,110	5,363	15,350	4,924	1,438	707	27	132	38,927
Yekûn Total	E	40,965	22,410	17,910	530	103	12	2,411	3,501	4,817	4,296	6,924	13,243	3,769	1,580	400	24	5,657	35,308
	K	47,678	19,207	20,202	7,726	533	10	2,189	3,004	4,661	3,817	6,658	18,746	5,932	1,755	876	30	822	46,856
YEKÛN Total	E	139,241	75,255	62,125	1,555	268	38	8,621	10,612	15,583	15,303	24,030	44,489	13,490	5,476	1,535	102	13,152	126,089
	K	163,185	63,464	69,213	28,632	1,824	52	7,583	9,650	14,760	13,325	23,601	63,310	21,490	6,321	2,988	157	1,800	161,385
Umumî yekûn Total général		302,426	138,719	131,338	30,187	2,092	90	16,204	20,262	30,343	28,628	47,631	107,799	34,980	11,797	4,523	259	14,952	287,474

100

100

100

100

100

100

100

100

Kadro II

CADRE

NÜFUSUN MESLEKLER İTİBARİLE İNKISAMI

RÉPARTITION DE LA POPULATION
D'APRÈS LES PROFESSIONS.

B. — GARBİ ANADOLU VİLÂYETLERİ [*]

VILAYETS DE L'ANATOLIE OCCIDENTALE [*]

Bilecik	<i>Bilédjik</i>	Denizli	<i>Dénizli</i>
Bolu	<i>Bolou</i>	Isparta	<i>Isparta</i>
Burdur	<i>Bourdour</i>	Kütahya	<i>Kutahya</i>

[*] Sahil vilâyetleri hariç
Non compris les vilayets maritimes

KADRO II
CADRE

Nüfusnu meslekler itibarıyla tahsisi
Répartition de la population d'après les professions
VİLİYET : BİLECİK

KAZALAR Cazas	Clasi- yet Sexes	MESLEKLER — Professions										Mesleksiz veya mesleği meçhul
		Zirai Agri- coles	Sınai indus- tri- el- les	Ticari com- merci- ales	Ser- best libé- rales	Memur Fon- tion- naires	Hakimler Magis- trature	Ordu Armée	P. T. T. P. T. T.	Muh- telif diver- ses	Meslekler yekünü Total des professions	Sans profession ou profession inconnue
Bilecik	E	4,997	289	197	75	241	18	59	161	60	6,097	4,098
	H K F	3,482	1	2	5	8	—	—	3	20	3,521	7,735
Bozüyük	E	7,633	542	387	92	70	3	28	56	58	8,869	6,099
	H K F	5,394	9	11	7	1	—	—	—	7	5,429	10,374
Gölpazarı	E	4,109	78	28	27	79	—	1	—	5	4,327	2,663
	H K F	3,731	1	—	—	2	—	—	—	5	3,739	4,753
Lefke	E	1,970	153	138	63	43	1	17	51	5	2,441	1,813
	H K F	1,757	2	18	3	—	—	—	—	7	1,787	3,004
Söğüt	E	7,997	370	212	101	103	7	52	18	29	8,889	8,202
	H K F	2,815	33	1	5	1	—	—	—	2	2,857	16,963
YEKÜN Total	E	26,706	1,432	962	358	536	29	157	286	157	30,623	22,875
	H K F	17,179	46	32	20	12	—	—	3	41	17,333	42,829
Umumi yekün Total général		43,885	1,478	994	378	548	29	157	289	198	47,956	65,704
VİLİYET : BOLU												
Bolu	E	11,056	724	781	233	152	33	97	16	115	13,207	11,516
	H K F	9,374	22	5	16	1	—	—	—	20	9,438	21,630
Düzce	E	17,632	872	819	183	214	28	77	9	333	20,167	15,916
	H K F	17,328	58	21	15	6	—	—	—	107	17,535	21,745
Gerede	E	10,015	651	571	92	71	10	41	5	79	11,535	9,570
	H K F	8,388	13	5	9	2	—	—	—	3	8,420	19,102

KADRO II
CADRE

Nüfusun meslekler itibarıyla dağılımı
Répartition de la population d'après les professions
VİLAYET : **BOLU** (Mabat - Suite)

KAZALAR Cazas	Cins- yet Sexes	MESLEKLER — Professions										Mesleksiz veya mesleği meçhul Sans profession ou profession inconnue	
		Zirai agri- coles	Sinai indus- triel- les	Ticari com- merci- ales	Ser- best libé- rales	Memur Fonc- tion- naires	Hakimler Magis- trature	Ordu Armée	P.T.T P.T.T	Muh- telif diver- ses	Meslekler yekûnu Total des professions		
Gönik	E	3,628	173	96	58	60	6	33	2	15	4,071	3,332	
	K F	1,496	11	—	3	—	—	—	—	—	1,510	7,734	
Mudurnu	E	5,015	503	161	51	69	7	28	4	28	5,866	3,761	
	H K F	4,485	35	8	6	1	—	—	—	2	4,537	7,454	
YEKÖN Total	E	47,346	2,923	2,428	617	566	84	276	36	570	54,846	44,095	
	H K F	41,071	139	39	49	10	—	—	—	132	41,440	77,865	
Ümumi yekûn Total général		88,417	3,062	2,467	666	576	84	276	36	702	96,286	121,960	
VİLAYET : BURDUR													
Burdur	Şehir Ville	E	1,332	1,150	479	91	153	17	689	12	62	3,985	2,429
		K F	294	372	9	16	1	1	—	—	11	704	5,687
	Köyler Villages	E	6,972	131	97	87	19	—	6	—	33	7,345	6,155
		H K F	5,708	17	25	9	2	—	—	—	4	5,765	10,618
Yekûn Total	E	8,304	1,281	576	178	172	17	695	12	95	11,330	8,584	
	H K F	6,002	389	34	25	3	1	—	—	15	6,469	16,305	
Bucak	E	3,883	113	167	31	24	3	3	—	13	4,237	3,435	
	H K F	3,765	52	13	2	—	—	—	—	11	3,843	4,856	
Tefenni	E	6,665	186	105	38	38	16	3	4	58	7,113	3,979	
	H K F	7,223	25	—	5	3	—	—	—	65	7,321	6,042	

KADRO II
CADRE

Nüfusun meslekler itibarile inkişami
Répartition de la population d'après les professions
VİLÂYET : BURDUR (Mabat - Suite)

KAZALAR Cazas	Cinsiyet Sexes	MESLEKLER — Professions										Meslekstiz veya mesleği meçhul Sans profession ou profession inconnue
		Zirai agri- coles	Sınai indus- triels	Ticari com- merci- ales	Ser- best libé- rales	Memur Fonc- tion- naires	Hakimler Magis- trature	Ordu Armée	P.T.T P.T.T	Muh- telif diver- ses	Meslekler yekünü Total des professions	
YEKÜN Total	E	18,852	1,580	848	247	234	36	701	16	166	22,680	15,998
	H K F	16,990	466	47	32	6	1	—	—	91	17,633	27,303
Umumî yekün Total général		35,842	2,046	895	279	240	37	701	16	257	40,313	43,301
VİLÂYET : DENİZLİ												
Denizli	E	1,238	1,386	777	150	213	47	749	26	56	4,642	3,419
	H K F	218	58	59	46	2	—	—	—	66	449	7,277
	E H K F	4,344	176	76	94	16	—	4	8	136	4,854	6,799
Köyler Villages	E	3,024	39	19	8	2	—	—	—	45	3,137	11,239
	H K F	5,582	1,562	853	244	229	47	753	34	192	9,496	10,218
Yekün Total	E	3,242	97	78	54	4	—	—	—	111	3,586	18,516
	H K F	4,016	1,011	316	58	63	6	25	3	51	5,549	5,555
Boldan	E	1,617	852	10	4	—	—	—	—	4	2,487	11,059
Çal	E	7,695	561	313	146	72	5	51	13	87	8,943	9,793
	H K F	6,495	151	11	3	1	—	—	—	43	6,704	16,735
Çivril	E	4,977	206	152	38	64	6	44	17	32	5,536	4,295
	H K F	5,948	13	—	6	1	—	—	—	1	5,969	5,778
Garbî karaağaç	E	8,835	598	264	100	65	12	55	5	41	9,975	10,688
	H K F	3,544	162	9	4	3	—	—	1	2	3,725	21,776

ÇADRO II
CADRE

Nüfusun meslekler itibarile inkişanı
Répartition de la population d'après les professions
VİLÂYET : DENİZLİ (Mabat - Suite)

KAZALAR Cazas	Cinsiyet Sexes	MESLEKLER — Professions										Mesleksiz veya mesleği meçhul Sans profession ou profession inconnue
		Zirai Agri- coles	Sınai indus- triell- les	Ticari com- merci- ales	Ser- best libé- rales	Memur Fonc- tion- naires	Hakimler Magis- trature	Ordu Armée	P.T.T P.T.T	Muh- telif dâver- ses	Meslekler yekünü Total des professions	
Saray köy	E	2,714	1,473	336	36	57	10	646	20	111	5,403	3,128
	H K F	724	1,331	13	7	—	—	—	—	48	2,123	7,483
Tavas	E	8,651	334	258	47	37	—	43	1	65	9,436	12,315
	H K F	5,166	32	16	3	—	—	—	—	15	5,232	23,545
YEKÜN Total	E	42,470	5,745	2,492	669	587	86	1,617	93	579	54,338	55,992
	H K F	26,736	2,638	137	81	9	—	—	1	224	29,826	104,892
Umumi yekân Total général		69,206	8,383	2,629	750	596	86	1,617	94	803	84,164	160,884
VİLÂYET ISPARTA												
Isparta	E	1,298	1,416	646	65	263	73	982	14	133	4,890	3,218
	H K F	850	186	16	9	7	2	—	—	2	1,072	6,799
Köyler Villages	E	6,899	41	12	7	1	—	—	—	46	7,006	8,891
	H K F	6,510	174	143	88	36	—	8	12	90	7,061	5,720
Yekün Total	E	8,197	1,457	658	72	264	73	982	14	179	11,896	12,109
	H K F	7,360	360	159	97	43	2	8	12	92	8,133	12,519
İğridir	E	5,637	395	258	64	66	7	113	11	253	6,804	5,978
	H K F	5,749	355	6	10	3	—	—	—	37	6,160	9,553
Karaağaç	E	5,453	299	254	73	71	5	19	5	67	6,246	5,220
	H K F	2,904	13	1	6	—	—	—	—	2	2,926	11,014

KADRO II
CADRE

Nüfusun meslekler itibarile inkisamı
Répartition de la population d'après les professions
VİLAYET: **ISPARTA** (Mabat - Suite)

KAZALAR Cazas	Cinsi- yet sexes	MESLEKLER — Professions										Mesleksiz veya mesleki meçhul Sans profession ou profession Inconnue
		Zirai Agri- coles	Sınai indus- tri- el- les	Ticari com- mer- ciales	Ser- best libé- rales	Memur Eon- tion naires	Hakimler Magis- trature	Ordu Armée	P. T.T P. T.T	Muh- telif diver- ses	Meslekler yekünü Total des professions	
Uluborlu	E	2,375	813	301	81	80	14	15	19	105	3,803	3,972
	H	1,845	343	9	4	3	—	—	—	49	2,253	7,137
Yalvaç	K	5,308	590	240	105	63	5	21	15	136	6,483	6,517
	F	3,963	11	8	5	—	—	—	—	1	3,988	11,731
YEKÜN Total	E	26,970	3,554	1,711	395	544	104	1,150	64	740	35,232	33,791
	H	21,821	1,082	183	122	49	2	8	12	181	23,460	51,954
Umumi yekün Total général	K	48,791	4,636	1,894	517	593	106	1,158	76	921	58,692	85,745
VİLAYET: KÜTAHYA												
Kütahya	E	1,549	1,200	1,118	180	287	33	526	27	140	5,060	3,509
	H	338	82	29	29	5	—	—	—	36	519	8,194
Kütahya Köyler Villages	K	14,006	131	116	134	26	3	92	38	182	14,728	9,491
	F	13,006	56	4	2	—	—	—	—	23	13,091	14,887
Kütahya Yekün Total	E	15,555	1,331	1,234	314	313	36	618	65	322	19,788	13,000
	H	13,344	138	23	31	5	—	—	—	59	13,610	23,081
Emet	E	8,116	302	182	83	68	—	32	6	41	8,830	6,464
	H	4,928	39	2	3	1	—	—	—	11	4,984	13,406
Gediz	K	8,403	644	295	56	64	4	2	3	43	9,514	7,628
	F	9,267	286	14	6	2	—	—	—	19	9,594	10,952

KADRO II
CADRE

Nüfusun meslekler itibarıyla inkişafı
Répartition de la population d'après les professions
VİLİYET : KÜTAHYA (Mabat - Suite)

KAZALAR Cazas	Cinsiyet Sexes	MESLEKLER — Professions										Mesleksiz veya mesleği meçhul Sans profession ou profession inconnue
		Zirai Agricoles	Sınai industrielles	Ticari commerciales	Serbest libérales	Memur Fonctionnaires	Hakimler Magistrature	Ordu Armée	P.T.T P.T.T	Muh-telif diverses	Meslekler yekünü Total des professions	
Simav	E	8,413	693	304	70	97	3	6	5	78	9,669	7,311
	K	5,815	1,221	8	11	—	—	—	—	37	7,092	13,918
Tavşanlı	E	8,260	868	506	129	45	7	32	19	44	9,910	6,162
	K	5,637	70	7	4	—	1	—	—	197	5,916	12,954
Schir Ville	E	1,469	1,814	932	85	180	12	402	82	95	5,071	3,277
	K	467	2,099	10	8	9	—	—	—	8	2,601	6,018
Köyler Villages	E	16,762	791	494	112	41	6	1	25	270	18,502	14,115
	K	17,616	245	41	4	1	—	—	—	203	18,110	20,949
Yekün Total	E	18,231	2,605	1,426	197	221	18	403	107	365	23,573	17,392
	K	18,083	2,344	51	12	10	—	—	—	211	20,711	26,967
YEKÜN Total	E	66,978	6,443	3,947	849	808	68	1,093	205	893	81,284	57,957
	K	57,074	4,098	115	67	18	1	—	—	534	61,907	101,278
Umümi yekün Total général		124,052	10,541	4,062	916	826	69	1,093	205	1,427	143,191	159,235

1921

1921

1921

[Faint, illegible text covering the majority of the page, likely bleed-through from the reverse side]

Kadro III

CADRE

NÜFUSUN DİNLER VE MALULİYETLER İTİBARİLE İNKISAMI

RÉPARTITION DE LA POPULATION D'APRÈS
LES RÊLIGIONS — RELEVÉS DES INFIRMITÉS

B. — GARBÎ ANADOLU VİLÂYETLERİ [*]

VILÂYETS DE L'ANATOLIE OCCIDENTALE [*]

Bilecik	<i>Bilédjik</i>	Denizli	<i>Dénizli</i>
Bolu	<i>Bolou</i>	Isparta	<i>Isparta</i>
Burdur	<i>Bourdour</i>	Kütahya	<i>Kutahya</i>

[*] Sahil vilâyetleri hariç
Non compris les vilayets maritimes

KADRO III
CADRE

Nüfusun dinler ve maluliyetler itibarıyla tahsiri
Répartition de la population d'après les religions — Relevé des infirmités
VİLÂYET : BİLECİK

KAZALAR Cazas	Cinsiyet Sexes	DİNLER — Religions									MALULİYETLER — Infirmités						
		İslam Mu- sul- mans	Kato- lik Catho- liques	Protis- tan Protes- tants	Orto- doks Ortho- doxes	Erme- ni Armé- niens	Hris- tiyan Chrê- tiens	Muse- vi Israé- lites	Sair dinler Autres religions	Dinsiz veya dinî meçhul Religion incon- nue ou sans	Malu- liyet- siz Sans infirmité	Kör Aveu- gles	Sağır dilsiz Sourd- muets	Topal Estro- piés des jambes	Çolak Man- chots	Kan- bur Bos- sus	Sair maluli- yetler Autres infirmités
Bilecik	E	10,166	8	10	1	1	4	4	—	1	10,001	16	12	52	11	3	100
	H K F	11,255	1	—	—	—	—	—	—	—	11,183	7	9	11	4	3	39
Bozüyük	E	14,964	1	2	1	—	—	—	—	—	14,795	24	12	28	9	3	97
	H K F	15,800	—	—	—	—	—	—	3	—	15,768	7	6	9	—	—	13
Gölpazarı	E	6,989	—	—	—	1	—	—	—	—	6,837	10	14	42	25	4	58
	H K F	8,492	—	—	—	—	—	—	—	—	8,441	10	12	7	5	1	16
Lefke	E	4,252	—	—	—	—	2	—	—	—	4,181	7	12	14	5	—	35
	H K F	4,791	—	—	—	—	—	—	—	—	4,760	4	2	4	2	—	19
Söğüt	E	17,091	—	—	—	—	—	—	—	—	16,742	23	24	85	48	9	160
	H K F	19,820	—	—	—	—	—	—	—	—	19,713	35	7	14	3	4	44
YEKÜN Total	E	53,462	9	12	2	2	6	4	—	1	52,556	80	74	221	98	19	450
	H K F	60,158	1	—	—	—	—	—	3	—	59,865	63	36	45	14	8	131
Umumî yekün Total général		113,620	10	12	2	2	6	4	3	1	112,421	143	110	266	112	27	581
VİLÂYET : BOLU																	
Bolu	E	24,722	—	—	—	—	—	—	1	—	24,106	52	56	194	70	15	230
	H K F	31,266	1	—	—	—	—	1	—	—	30,868	77	36	143	22	15	107
Düzce	E	36,076	2	1	—	—	3	1	—	—	35,301	47	58	253	94	14	316
	H K F	39,280	—	—	—	—	—	—	—	—	38,974	35	25	109	19	7	111
Gerede	E	21,105	—	—	—	—	—	—	—	—	20,358	71	45	214	112	11	294
	H K F	27,522	—	—	—	—	—	—	—	—	27,047	82	31	211	23	7	121

KADRO III
CADRE

Nüfusun dinler ve maluliyetler itibarile inkısamı
Répartition de la population d'après les religions — Relevé des infirmités
VİLAYET : **BOLU** (Mabat - Suite)

KAZALAR Cazas	Cinsiyet Sexes	DİNLER — Religions									MALULİYETLER — Infirmités							
		İslam Mu- sul- mans	Kato- lik Catho- liques	Protis- tan Protes- tants	Orto- doks Ortho- doxes	Erme- ni Armé- niens	Hris- tiyan Chré- tiens	Muse- vi Israé- lites	Sair dinler Autres religions	Dinsiz veya dini meçhul Religion incon- nue ou sans	Malu- liyet- siz Sans infirmité	Kör Aveu- gles	Sagir dilsiz Sourd- muets	Topal Éstra- piés des jambes	Çolak Man- chots	Kan- bur Bos- sus	Sair maluli- yetler Autres infirmités	
Gönük	E	7,403	—	—	—	—	—	—	—	—	7,235	18	16	46	27	2	59	
	H K F	9,244	—	—	—	—	—	—	—	—	9,175	7	4	18	3	5	32	
Mudurnu	E	9,627	—	—	—	—	—	—	—	—	9,323	26	35	83	54	9	97	
	H K F	11,991	—	—	—	—	—	—	—	—	11,858	14	20	40	8	8	43	
YEKÜN Total	E	98,933	2	1	—	—	3	1	1	—	96,323	214	210	790	357	51	996	
	H K F	119,303	1	—	—	—	—	1	—	—	117,922	215	116	521	75	42	414	
Umumi yekün Total général		218,236	3	1	—	—	3	2	1	—	214,245	429	326	1,311	432	93	1,410	
VİLAYET : BURDUR																		
Burdur	Şehir Ville	E	6,399	3	—	8	4	—	—	—	—	6,225	34	11	40	13	3	88
		H K F	6,378	4	—	1	7	—	1	—	—	6,267	33	7	41	7	4	32
	Köyler Villages	E	13,500	—	—	—	—	—	—	—	—	13,102	56	31	97	60	10	144
		H K F	16,383	—	—	—	—	—	—	—	—	16,214	35	22	55	12	—	45
	Yekün Total	E	19,899	3	—	8	4	—	—	—	—	19,327	90	42	137	73	13	232
H K F		22,761	4	—	1	7	—	1	—	—	22,481	68	29	96	19	4	77	
Buçak	E	7,672	—	—	—	—	—	—	—	—	7,541	11	15	24	15	4	62	
	H K F	6,797	—	—	—	2	—	—	—	—	8,747	8	8	21	1	3	11	
Tefenni	E	11,092	—	—	—	—	—	—	—	—	10,875	41	12	73	46	6	39	
	H K F	13,363	—	—	—	—	—	—	—	—	13,269	16	8	42	5	2	21	

KADRO
CADRE **III**

Nüfusun dinler ve maluliyetler itibarıyla inkısaamı.
Répartition de la population d'après les religions — Relevé des infirmités
VİLAYET : **BURDÜR** (Mabat - Suite)

KAZALAR Cazas	Cins- yet Sexes	DİNLER — Religions									MALULİYETLER — Infirmités							
		İslam Mu- sul- mans	Kato- lik Catho- liques	Protis- tan Protes- tants	Orto- doks Ortho- doxes	Erme- ni Armé- niens	Hiris- tiyan Chrê- tiens	Muse- vi Israé- lites	Sair dinler Autres religions	Dinsiz veya dini meçhul Religion incon- nue ou sans	Malu- liyet- siz Sans infirmité	Kör Aveu- gles	Sağır dilsiz Sourd- muets	Topal Estru- piés des jambes	Çolak Man- chots	Kan- bur Bos- sus	Sair maluli- yetler Autres infirmité	
YEKÛN Total	E	38,663	3	—	8	4	—	—	—	—	37,743	142	69	234	134	23	333	
	K	44,921	4	—	1	9	—	1	—	—	44,497	92	45	159	25	9	169	
Umumî yekûn Total général	F	83,584	7	—	9	13	—	1	—	—	82,240	234	114	393	159	32	442	
VİLAYET : DENİZLİ																		
Denizli	Şehir Ville	E	8,051	3	3	3	—	—	1	—	7,934	11	2	32	12	2	68	
		K	7,720	4	—	—	—	—	2	—	—	7,688	2	5	11	5	—	15
	Köyler Villages	E	11,653	—	—	—	—	—	—	—	—	11,515	12	8	24	27	1	66
		K	14,376	—	—	—	—	—	—	—	—	14,331	8	6	14	4	—	13
Yekûn Total	E	19,704	3	3	3	—	—	1	—	—	19,449	23	10	56	39	3	134	
	K	22,096	4	—	—	—	—	2	—	—	22,019	10	11	25	9	—	28	
Boldan	E	11,104	—	—	—	—	—	—	—	—	10,926	14	10	42	39	—	73	
	K	13,546	—	—	—	—	—	—	—	—	13,450	19	7	27	9	1	33	
Çal	E	18,736	—	—	—	—	—	—	—	—	18,482	27	14	71	52	—	90	
	K	23,439	—	—	—	—	—	—	—	—	23,356	21	5	22	6	1	28	
Çivril	E	9,831	—	—	—	—	—	—	—	—	9,682	24	8	39	26	1	51	
	K	11,747	—	—	—	—	—	—	—	—	11,708	11	3	12	2	1	10	
Garbıkaraağaç	E	20,663	—	—	—	—	—	—	—	—	20,473	15	8	71	34	3	59	
	K	25,501	—	—	—	—	—	—	—	—	25,433	13	4	29	3	—	19	

KADRO III
CADRE

Nüfusun dinler ve maluliyetler itibarıyla inkişafı
Répartition de la population d'après les religions — Relevé des infirmités
VİLAYET : DENİZLİ (Mabat - Suite)

KAZALAR Cazas	Cinsli- yet Sexes	DİNLER — Religions									MALULİYETLER — Infirmités						
		İslam Mu- sul- mans	Kato- lik Catho- liques	Protis- tan Protes- tants	Orto- doks Ortho- doxes	Erme- ni Armé- niens	Hıris- tiyan Chrê- tiens	Muse- vi Israé- lites	Sair dinler Autres religions	Dinsiz veya dini meçhul Religion incan- me ou sans	Malu- liyet- siz Sans infirmité	Kör Aveu- gles	Sağır dilsiz Sourd- muets	Topal Estro- piés des jambes	Çoiak Man- chots	Kan- bur Bos- sus	Sair maluli- yetler Autres infirmités
Sarayköy	E	8,521	—	—	—	—	10	—	—	—	8,407	18	9	28	19	1	49
	H K F	9,606	—	—	—	—	—	—	—	—	9,554	11	4	18	2	4	13
Tavas	E	21,750	—	—	—	—	—	1	—	—	21,437	35	28	89	61	2	99
	H K F	28,777	—	—	—	—	—	—	—	—	28,682	15	12	34	10	1	23
YEKÜN Total	E	110,309	3	3	3	—	10	2	—	—	108,856	156	87	396	270	10	555
	H K F	134,712	4	—	—	—	2	—	—	—	134,202	100	46	167	41	8	154
Umumî yekûn Total général		245,021	7	3	3	—	12	2	—	—	243,078	256	133	563	311	18	709
VİLAYET : ISPARTA																	
İsparta	Şehir Ville	E	8,090	5	9	4	—	—	—	—	8,002	18	7	32	13	3	33
		H K F	7,855	1	—	—	8	7	—	—	7,821	17	7	13	3	1	9
	Köyler Villages	E	15,897	—	—	—	—	—	—	—	15,718	57	18	55	15	8	26
		H K F	12,781	—	—	—	—	—	—	—	12,408	40	34	112	64	7	116
Yekûn Total	E	23,987	5	9	4	—	—	—	—	23,720	75	25	87	28	11	59	
	H K F	20,636	1	—	—	8	7	—	—	20,229	57	41	125	67	8	125	
İğirdir	E	12,777	—	—	—	—	—	—	—	12,593	25	19	58	28	4	50	
	H K F	15,712	1	—	—	—	—	—	—	15,560	45	6	58	10	3	31	
Karaağaç	E	11,466	—	—	—	—	—	—	—	11,275	28	25	59	39	—	40	
	H K F	13,940	—	—	—	—	—	—	—	13,830	37	12	34	4	1	22	

KADRO III
CADRE

Nüfusun dinler ve maluliyetler itibarıyla tahkiki
Répartition de la population d'après les religions — Relevé des infirmités

VİLAYET : İSPARTA (Mabat - Suite)

KAZALAR Cazas	Cinsiyet Sexes	DİNLER — Religions									MALULİYETLER — Infirmités							
		İslam Mu- sul- mans	Kato- lik Catho- liques	Protis- tan Protes- tants	Orto- doks Ortho- doxes	Erme- ni Arme- niens	Hiris- titan Chri- tiens	Muse- vi Israe- lites	Sair dinler Autres religions	Dinsiz veya dini meçhul Religion inco- nue ou sans	Malu- liyet- siz Sans infirmité	Kör Aveu- gles	Sağır- dilsiz Sourd- muets	Topal Estro- piés des lumpes	Çoiak Man- chots	Kan- bur Bos- sus	Sair maluli- yetler Autres infirmités	
Oluborlu	E	7,775	—	—	—	—	—	—	—	—	7,584	21	18	47	20	4	81	
	H K F	9,390	—	—	—	—	—	—	—	—	9,217	36	18	85	13	1	20	
Yalvaç	E	13,000	—	—	—	—	—	—	—	—	12,847	22	11	56	33	4	27	
	H K F	15,719	—	—	—	—	—	—	—	—	15,637	25	13	24	5	—	15	
YEKÜN Total	E	69,005	5	9	4	—	—	—	—	—	68,019	171	98	307	148	23	257	
	H K F	75,397	2	—	—	8	7	—	—	—	74,473	200	90	326	99	13	213	
Umumî yekün Total général		144,402	7	9	4	8	7	—	—	—	142,492	371	188	633	247	36	470	
VİLAYET : KÜTAHYA																		
Kütahya	Şehir Ville	E	8,473	47	15	4	12	12	6	—	—	8,893	21	5	35	24	4	87
		H K F	8,633	46	8	—	20	—	4	—	2	8,666	7	2	20	2	1	15
	Köyler Villages	E	24,212	3	1	—	—	1	1	—	1	23,848	33	16	88	41	2	191
		H K F	27,976	—	1	—	—	1	—	—	—	27,869	22	13	28	1	—	45
Yekün Total	E	32,685	50	16	4	12	13	7	—	1	32,241	54	21	123	65	6	278	
	H K F	36,609	46	9	—	20	1	4	—	2	36,535	29	15	48	3	1	60	
Emet	E	15,284	6	2	1	—	—	1	—	—	14,839	50	38	69	49	3	226	
	H K F	18,388	1	—	1	—	—	—	—	—	18,257	23	17	28	12	6	47	
Gedüs	E	17,142	—	—	—	—	—	—	—	—	16,784	37	21	104	61	1	134	
	H K F	20,546	—	—	—	—	—	—	—	—	20,419	20	14	44	4	1	44	

KADRO III
CADRE

Nüfusun dinler ve maluliyetler itibarıyla inkısaı
Répartition de la population d'après les religions — Relevé des infirmités
VİLÄYET KÜTAHYA (Mabat - Suite)

KAZALAR Cazas	Cins- yet Sexes	DİNLER — Religions									MALULİYETLER — Infirmités						
		İslam Mu- sul- mans	Kato- lik Catho- liques	Protis- tan Protes- tants	Orto- doks Ortho- doxes	Erme- ni Armé- nicns	Hris- tiyan Chrê- tiens	Muse- vi Israê- lites	Sair dinler Autres religions	Dinsiz veya dini meçhul Religion incon- nue ou sans	Malu- liyet- siz Sans infirmité	Kör Aveu- gles	Sagr dilsiz Sourd- muets	Topal Estro- pés des jambes	Çolak Man- chots	Kan- bur Bos- sus	Sair maluli- yetler Autres infirmités
Simav	E	16,972	—	—	4	—	—	—	3	1	16,699	24	12	61	34	1	149
	K F	21,008	—	—	—	—	—	2	—	—	20,919	26	7	16	5	2	35
Tavşanlı	E	15,917	54	6	84	—	6	2	3	—	15,803	21	19	55	28	2	144
	K F	18,856	9	1	—	—	4	—	—	—	18,769	25	5	26	5	1	39
Şehir Ville	E	8,308	9	—	4	—	25	1	—	1	8,205	18	7	37	16	—	65
	K F	8,615	2	—	—	—	—	2	—	—	8,532	25	1	13	5	—	43
Köyler Villages	E	32,617	—	—	—	—	—	—	—	—	32,231	42	21	106	63	5	149
	K F	39,056	—	—	—	—	3	—	—	—	38,933	20	9	40	10	4	43
Yekûn Total	E	40,925	9	—	4	—	25	1	—	1	40,436	60	28	143	79	5	214
	K F	47,671	2	—	—	—	3	2	—	—	47,465	45	10	53	15	4	86
YEKÛN Total	E	138,925	119	24	97	12	44	11	6	3	136,802	246	139	575	316	18	1,145
	K F	163,078	58	10	1	20	8	8	—	2	162,364	168	68	215	44	15	311
Umumî yekûn Total général		302,003	177	34	98	32	52	19	6	5	299,166	414	207	790	360	33	1,456

1

2

3

4

5

Kadro **IV**
CADRE

NÜFUSUN ANA LİSANI İTİBARİLE İNKISAMI

RÉPARTITION DE LA POPULATION D'APRÈS
LES LANGUES MATERNELLES

B. — GARBİ ANADOLU VİLÂYETLERİ [*]

VILAYETS DE L'ANATOLIE OCCIDENTALE [*]

Bilecik	<i>Bileédjik</i>	Denizl	<i>Dénizli</i>
Bolu	<i>Bolou</i>	İsparta	<i>İsparta</i>
Burdur	<i>Baurdour</i>	Kütahya	<i>kutahya</i>

[*] Sahil vilâyetleri hariç
Non compris les vilayets maritimes

KADRO
CADRE **IV**

Nüfusun ana lisanı itibarıyla tahsisatı
Répartition de la population d'après les langues maternelles
VİLÂYET : **BİLECİK**

KAZALAR - Cazas	Cins- yet Sexes	LİSANLAR — Langues															
		Türk- çe	Rum- ca	Erme- nice	Fran- sızca	İtal- yanca	İngi- lizce	Arap- ça	Acem- ce	Yahu- dice	Çer- kesçe	Kürtçe	Tatar- ca	Arna- vutca	Bul- garca	Sair ve meç- hul lisaneler	
		Tur- que	Grec- que	Armé- nienne	Fran- çaise	Itali- enne	Ang- laise	Arabe	Per- sane	Yud- disch	Circas- sienne	Kurde	Tar- tare	Alba- naise	Bul- gare	Autres ou inconnues	
Bilecik	E	9,620	1	—	1	4	1	1	1	4	188	1	—	1	352	20	
	H K F	10,616	—	—	—	—	—	—	—	—	212	—	—	—	414	14	
Bozüyük	E	14,201	—	—	—	—	—	—	—	—	661	1	2	71	18	14	
	H K F	15,106	—	—	—	—	—	—	—	—	612	—	2	73	4	6	
Gölpazarı	E	6,758	—	36	—	—	—	—	—	19	—	—	—	7	170	—	
	H K F	8,266	—	43	—	—	—	—	—	—	—	—	—	4	160	19	
Leke	E	4,153	—	—	—	—	—	—	—	—	—	—	—	10	91	—	
	H K F	4,718	—	—	—	—	—	—	—	—	—	—	—	7	66	—	
Söğüt	E	16,771	—	—	—	—	—	—	—	—	313	—	4	1	1	1	
	H K F	19,485	—	—	—	—	—	—	—	—	307	—	27	—	—	1	
YEKÛN Total	E	51,503	1	36	1	4	1	1	1	23	1,162	2	6	90	632	35	
	H K F	58,191	—	43	—	—	—	—	—	—	1,131	—	29	84	644	40	
Umumî yekûn Total général		109,694	1	79	1	4	1	1	1	23	2,293	2	35	174	1,276	75	
VİLÂYET : BOLU																	
Bolu	E	24,503	—	—	—	—	—	—	—	—	215	—	—	3	—	2	
	H K F	31,041	—	—	—	—	—	—	—	—	1	220	—	6	—	—	
Düzce	E	28,721	10	—	—	—	—	—	3	—	1	5,628	121	82	68	3	1,446
	H K F	31,508	8	—	—	—	—	—	—	—	—	6,017	144	103	38	—	1,462
Gerede	E	21,095	—	—	—	—	—	—	—	—	1	8	—	—	—	1	
	H K F	27,519	—	—	—	—	—	—	—	—	—	3	—	—	—	—	

KADRO IV
CADRE

Nüfusun ana lisani itibarile inkisami
Répartition de la population d'après les langues maternelles
VİLÂYET : **BOLU** (Mabat - Suite)

KAZALAR Cazas	Cinsiyet Sexes	LİSANLAR — Langues														
		Türkçe	Rumca	Ermenice	Fransızca	İtalyanca	İngilizce	Arapça	Acece	Yahudice	Çerkesçe	Kürtçe	Tatarca	Arnavutca	Bulgarca	Sair ve meçhul lisaneler
		Turque	Grecque	Arménienne	Française	Italienne	Anglaise	Arabe	Per-sane	Yudisch	Circassienne	Kurde	Tartare	Albanaise	Bulgare	Autres ou inconnues
Gönük	E	7,403	—	—	—	—	—	—	—	—	—	—	—	—	—	
	H	9,231	—	—	—	—	—	—	—	—	13	—	—	—	—	
Mudurnu	E	9,625	—	—	—	—	—	2	—	—	—	—	—	—		
	H	11,988	—	—	—	—	—	1	—	1	—	—	—	1		
YEKÜN Total	E	91,347	10	—	—	—	—	3	2	1	5,844	129	82	71	3	1,449
	H	111,287	8	—	—	—	—	—	1	1	6,238	160	103	44	—	1,463
Umumi yekün Total général		202,634	18	—	—	—	—	3	3	2	12,082	289	185	115	3	2,912

VİLÂYET : **BURDUR**

Burdur	Şehir Ville	E	6,271	9	2	3	—	—	10	—	—	89	—	—	6	24
		H	6,343	15	1	3	—	—	9	—	—	3	—	—	1	16
Burdur	Köyler Villages	E	13,494	3	—	—	—	—	—	—	—	3	—	—	—	—
		H	16,366	7	—	—	—	—	—	—	—	10	—	—	—	—
Burdur	Yekün Total	E	19,765	12	2	3	—	—	10	—	—	92	—	—	6	24
		H	22,709	22	1	3	—	—	9	—	—	13	—	—	1	16
Bucak		E	7,063	—	1	—	—	—	—	—	—	2	—	—	—	6
		H	8,798	—	1	—	—	—	—	—	—	—	—	—	—	—
Tefenni		E	11,092	—	—	—	—	—	—	—	—	—	—	—	—	—
		H	13,360	—	—	—	—	—	—	—	—	3	—	—	—	—

KADRO IV
CADRE

Nüfusun ana lisanı itibarı ile inkısamı
Répartition de la population d'après les langues maternelles
VİLÂYET : BURDUR (Mabat - Suite)

KAZALAR Cazas	Clas- yet sexes	LİSANLAR — Langues															
		Türk- çe	Rum- ca	Erme- nice	Fran- sızca	İtal- yanca	İngi- lizce	Arap- ça	Acem- ce	Yahu- dice	Çer- kesçe	Kürtçe	Tatar- ca	Arna- vutca	Bul- garca	Sair ve meç- hul lisanlar	
		Tur- que	Grec- que	Armé- nienne	Fran- çaise	Itali- enne	An- glaise	Arabe	Per- sane	Yud- disch	Circas- sienne	Kurde	Tar- tare	Alba- naise	Bul- gare	Autres ou inconnues	
YEKÜN Total	E	38,520	12	3	3	—	—	10	—	—	—	94	—	—	6	30	
	H	44,867	22	2	3	—	—	9	—	—	—	16	—	—	1	16	
Umumî yekün Total général	K	—	—	—	—	—	—	—	—	—	—	—	—	—	—	—	
	F	83,387	34	5	6	—	—	19	—	—	—	110	—	—	7	46	
VİLÂYET : DENİZLİ																	
Denizli	Şehir Ville	E	7,859	34	—	—	3	—	2	—	1	3	135	—	11	1	12
		H	7,658	38	1	—	2	—	2	—	—	1	4	—	11	2	7
Denizli	Köyler Villages	E	11,616	—	—	—	—	—	—	—	—	—	2	31	3	—	1
		H	14,358	1	—	—	—	—	—	—	—	—	11	6	—	—	—
Denizli	Yekün Total	E	19,475	34	—	—	3	—	2	—	1	3	137	31	14	1	13
		H	22,016	39	1	—	2	—	2	—	—	1	4	11	17	2	7
Boldan		E	11,104	—	—	—	—	—	—	—	—	—	—	—	—	—	—
		H	13,546	—	—	—	—	—	—	—	—	—	—	—	—	—	—
Çal		E	18,733	—	—	—	—	—	1	—	—	—	—	—	—	—	2
		H	23,439	—	—	—	—	—	—	—	—	—	—	—	—	—	—
Çivril		E	9,831	—	—	—	—	—	—	—	—	—	—	—	—	—	—
		H	11,681	—	—	—	—	—	—	—	—	—	66	—	—	—	—
Garbi karaağaç		E	20,542	—	—	—	—	—	—	—	—	117	—	—	1	—	3
		H	25,407	—	—	—	—	—	—	—	—	94	—	—	—	—	—

KADRO IV
CADRE

Nüfusun ana lisanı itibarı ile inkısamı
Répartition de la population d'après les langues maternelles
VİLİYET : DENİZLİ (Mabat - Süite)

KAZALAR Cazas	Cinsiyet Sexes	LİSANLAR — Langues															
		Türkçe	Rumca	Ermenice	Fransızca	İtalyanca	İngilizce	Arapça	Acemce	Yahudice	Çerkesçe	Kürtçe	Tatarca	Arnavutca	Bulgarca	Sair ve meçhul lisanlar	
		Turque	Grecque	Arménienne	Française	Italienne	Anglaise	Arabe	Per-sane	Yudisch	Circassienne	Kurde	Tartare	Albanaise	Bulgare	Autres ou-inconnues	
Saray köy	E	8,487	—	—	—	—	—	—	—	—	—	32	—	1	10	1	
	K	9,606	—	—	—	—	—	—	—	—	—	—	—	—	—	—	
Tavas	E	21,750	—	—	—	1	—	—	—	—	—	—	—	—	—	—	
	K	28,777	—	—	—	—	—	—	—	—	—	—	—	—	—	—	
YEKÛN Total	E	109,922	34	—	—	4	—	3	—	1	120	169	31	16	11	19	
	K	134,472	39	1	—	2	—	2	—	—	161	4	11	17	2	7	
Umumî yekûn Total général		244,394	73	1	—	6	—	5	—	1	281	173	42	33	13	26	
VİLİYET : İSPARTA																	
İsparta	Şehir Ville	E	7,808	126	—	3	1	—	5	—	—	2	141	—	14	4	4
		K	7,717	127	—	1	—	—	1	—	—	—	13	—	12	—	—
	Köyler Villages	E	15,896	—	—	—	—	—	1	—	—	—	—	—	—	—	—
		K	12,780	—	—	—	—	—	—	—	—	—	—	—	—	—	1
	Yekûn Total	E	23,704	126	—	3	1	—	6	—	—	2	141	—	14	4	4
		K	20,497	127	—	1	—	—	1	—	—	—	13	—	12	—	1
İgirdir	E	12,771	—	—	—	—	—	—	—	—	2	4	—	—	—	—	
	K	15,712	—	—	—	—	—	—	—	—	—	—	—	—	—	1	
Karaağaç	E	11,412	—	—	—	—	—	2	—	—	5	—	—	—	—	47	
	K	13,892	—	—	—	—	—	—	—	—	—	—	—	—	—	48	

KADRO IV
CADRE


Nüfusun ana lisanı itibarıyla inkişafı
Répartition de la population d'après les langues maternelles
VİLÂYET : ISPARTA (Mabat - Suite)

KAZALAR Cazas	Clas- yet Sexes	LISANLAR — Langues														
		Türk- çe	Rum- ca	Erme- nice	Fran- sızca	İtal- yanca	İngi- lizce	Arap- ça	Acem- ce	Yahu- dice	Çer- kesçe	Kürtçe	Tatar- ca	Arna- vutca	Bul- garca	Sair ve meç- hul lisanlar
		Tur- que	Grec- que	Armé- nienne	Fran- çaise	Itali- enne	An- glaise	Arabe	Per- sane	Yud- disch	Çirca- stanne	Kurde	Tar- tare	Alba- naise	Bul- gare	Autres ou inconnus
Ülu borlu	E	7,768	—	—	—	—	—	1	—	—	—	2	—	—	—	4
	H	9,383	1	—	—	—	—	—	—	—	1	—	—	—	—	5
Yalvaç	K	12,995	—	—	—	—	—	—	—	—	—	2	—	—	—	—
	F	15,719	—	—	—	—	—	—	—	—	—	—	—	—	—	—
YEKÛN Total	E	68,653	126	—	3	1	—	9	—	—	9	149	—	14	4	55
	H	75,203	128	—	1	—	—	1	—	—	1	13	—	12	—	55
Umumî yekûn Total général	K	143,856	254	—	4	1	—	10	—	—	10	162	—	26	4	110
VİLÂYET : KÜTAHYA																
Şehir Ville	E	8,111	1	—	3	13	—	—	1	—	11	37	5	133	14	240
	H	8,406	—	3	1	1	—	—	—	—	—	12	—	106	—	184
Kütah- ya Köyler Villages	E	24,113	—	21	1	3	1	—	—	—	4	—	—	—	2	74
	H	27,873	—	10	—	1	1	—	—	—	5	—	—	—	1	87
Yekûn Total	E	32,224	1	21	4	16	1	—	1	—	15	37	5	133	16	314
	H	36,279	—	13	1	2	1	—	—	—	5	12	—	106	1	271
Emet	E	15,278	5	—	—	—	—	—	—	—	—	—	—	—	2	9
	H	18,387	—	—	—	—	—	—	—	—	—	—	—	1	1	1
Gedüs	E	17,142	—	—	—	—	—	—	—	—	—	—	—	—	—	—
	H	20,546	—	—	—	—	—	—	—	—	—	—	—	—	—	—

KADRO IV
CADRE

Nüfusun ana lisanı itibarı ile inkişafı
Répartition de la population d'après les langues maternelles
VİLÂYET : KÜTAHYA (Mabat - Suite)

KAZALAR Cazas	Cins- yet İzces	LİSANLAR — Langues														
		Türk- çe	Rum- ca	Erme- nice	Fran- sızca	İtal- yanca	İngi- lizce	Arap- ça	Acem- ce	Yahu- dice	Cer- kesçe	Kürtçe	Tatar- ca	Arna- vutca	Bul- garca	Sair ve meç- hul lisanlar
		Tur- que	Grec- que	Armé- nienne	Fran- çaise	Itali- enne	An- glaise	Arabe	Per- sane	Yud- disch	Circas- sienne	Kurde	Tar- tare	Alba- naise	Bul- gare	Autres ou inconnues
Simav	E	16,972	1	—	—	—	—	—	—	—	—	—	—	—	7	—
	H K F	21,005	—	—	—	—	—	—	—	2	—	—	—	—	—	3
Tavşanlı	E	15,891	—	—	—	11	—	—	1	—	—	—	—	75	94	
	H K F	18,853	—	—	—	—	—	—	—	—	—	—	—	4	13	
Sehir Ylle	E	8,242	40	—	3	—	—	—	1	1	—	3	2	18	3	35
	H K F	8,574	31	—	2	—	—	—	—	1	—	1	—	10	—	—
Köyler Villages	E	32,616	—	—	—	—	—	—	—	—	—	1	—	—	—	—
	H K F	39,055	—	—	—	—	—	—	—	—	—	—	—	1	—	3
Yekün Total	E	40,858	40	—	3	—	—	—	1	1	—	4	2	18	3	35
	H K F	47,629	31	—	2	—	—	—	—	1	—	1	—	11	—	3
YEKÜN Total	E	138,365	47	21	7	27	1	—	3	1	15	41	7	151	103	452
	H K F	162,699	31	13	3	2	1	—	—	3	5	13	—	118	6	291
Ümumi yekün Total général		301,064	78	34	10	29	2	—	3	4	20	54	7	269	109	743



Kadro

CADRE

V

NÜFUSUN TABİİYET İTİBARİLE İNKISAMI

RÉPARTITION DE LA POPULATION D'APRÈS
LES PAYS DE NATIONALITÉ

B. — GARBİ ANADOLU VİLÂYETLERİ [*]

VILAYETS DE L'ANATOLIE OCCIDENTALE [*]

Bilecik	<i>Bilédjik</i>	Denizli	<i>Dénizli</i>
Bolu	<i>Bolou</i>	Isparta	<i>Isparta</i>
Burdur	<i>Bourdour</i>	Kütahya	<i>- Kutahya</i>

[*] Sahil vilâyetleri hariç
Non compris les vilayets maritimes

KADRO
CADRE V

Nüfusun tabiiyet itibarile inkısamı
Répartition de la population d'après les pays de nationalité
VİLÂYET : **BİLECİK**

KAZALAR Cazas	Cinsiyet Sexes	Türkiye	Efganistan	Mısır	İrak	İran	Suriye	Sair Afrika Asya memleketleri	Almanya	Arnavutluk	İngiltere	Avusturya	Belçika	Bulgaristan	Fransa	Yunanistan	Macaristan	İtalya	Lehistan	Romanya	Rusya	Sırbistan	Sair avrupa memleketleri	Amerika	Meçhul
		Turquie	Afghanistan	Egypte	Irak	Persie	Syrie	Autres pays d'Afrique et d'Asie	Allemagne	Albanie	Angleterre	Autriche	Belgique	Bulgarie	France	Grèce	Hongrie	Italie	Pologne	Roumanie	Russie	Serbie	Autres pays d'Europe	Amerique	Inconnu
Bilecik	E	10,165	—	—	—	1	—	—	—	—	19	—	—	—	—	7	—	—	—	—	2	1	—	—	—
	H K F	11,254	—	—	—	—	—	—	—	2	—	—	—	—	—	—	—	—	—	—	—	—	—	—	—
Sair kazalar Autres cazas	E	43,281	—	—	—	—	—	—	—	—	—	—	—	17	—	—	3	—	—	—	—	2	—	—	—
	H K F	48,906	—	—	—	—	—	—	—	—	—	—	—	—	—	—	—	—	—	—	—	—	—	—	—
YEKÜN Total	E	53,446	—	—	—	1	—	—	—	—	19	—	—	17	—	7	3	—	—	—	2	3	—	—	—
	H K F	60,160	—	—	—	—	—	—	—	2	—	—	—	—	—	—	—	—	—	—	—	—	—	—	—
Umumi yekün Total général		113,606	—	—	—	1	—	—	—	2	19	—	—	17	—	7	3	—	—	—	2	3	—	—	—

VİLÂYET : **BOLU**

Bolu	E	24,723	—	—	—	—	—	—	—	—	—	—	—	—	—	—	—	—	—	—	—	—	—	—	—
	H K F	31,268	—	—	—	—	—	—	—	—	—	—	—	—	—	—	—	—	—	—	—	—	—	—	—
Sair kazalar Autres cazas	E	74,210	—	—	—	—	—	—	1	—	—	—	—	3	—	—	—	2	—	—	—	1	—	—	1
	H K F	88,034	—	—	—	—	—	—	—	—	—	—	—	—	—	—	—	—	—	—	—	3	—	—	—
YEKÜN Total	E	98,933	—	—	—	—	—	—	1	—	—	—	—	3	—	—	—	2	—	—	—	1	—	—	1
	H K F	119,302	—	—	—	—	—	—	—	—	—	—	—	—	—	—	—	—	—	—	—	3	—	—	—
Umumi yekün Total général		218,235	—	—	—	—	—	—	1	—	—	—	—	3	—	—	—	2	—	—	—	4	—	—	1

KADRO
CADRE V

Nüfusun tabiiyet itibarile inkısamı
Répartition de la population d'après les pays de nationalité
VİLÂYET : BURDUR

KAZALAR Cazas	Cinsiyet Sexes	Türkiye	Efganistan	Mısır	İrak	İran	Suriye	Sair Afrika memleketleri	Almanya	Arnavutluk	İngiltere	Austurya	Belçika	Bulgaristan	Fransa	Yunanistan	Macaristan	İtalya	Lehistan	Romanya	Rusya	Sırbistan	Sair Avrupa memleketleri	Amerika	Mecul	
		Turquie	Afghanistan	Egypte	Irak	Perse	Syrie	Autres pays d'Afrique et d'Asie	Allemagne	Albanie	Angleterre	Autriche	Belgique	Bulgarie	France	Grèce	Hongrie	Italie	Pologne	Roumanie	Russie	Serbie	Autres pays d'Europe	Amerique	Inconnu	
Burdur	Şehir Ville	E	6,400	—	—	2	—	—	—	—	1	—	—	8	—	—	—	2	—	—	1	—	—	—	—	
		K	6,384	—	—	—	3	—	—	—	2	—	—	1	—	—	—	—	1	—	—	—	—	—	—	—
	Köyler Villages	E	13,500	—	—	—	—	—	—	—	—	—	—	—	—	—	—	—	—	—	—	—	—	—	—	—
		K	16,383	—	—	—	—	—	—	—	—	—	—	—	—	—	—	—	—	—	—	—	—	—	—	—
	Yekûn Total	E	19,900	—	—	—	2	—	—	—	—	1	—	—	8	—	—	—	2	—	—	1	—	—	—	—
		K	22,767	—	—	—	3	—	—	—	—	2	—	—	1	—	—	—	1	—	—	—	—	—	—	—
Sair kazalar Autres cazas	E	18,764	—	—	—	—	—	—	—	—	—	—	—	—	—	—	—	—	—	—	—	—	—	—	—	
	K	22,162	—	—	—	—	—	—	—	—	—	—	—	—	—	—	—	—	—	—	—	—	—	—	—	
YEKÛN Total	E	38,664	—	—	—	2	—	—	—	—	1	—	—	8	—	—	—	2	—	—	1	—	—	—	—	
	K	44,929	—	—	—	3	—	—	—	—	2	—	—	1	—	—	—	1	—	—	—	—	—	—	—	
Umumî yekûn Total général	E	83,593	—	—	—	5	—	—	—	—	3	—	—	9	—	—	—	3	—	—	1	—	—	—	—	

VİLÂYET : DENİZLİ

Denizli	Şehir Ville	E	8,052	—	—	—	—	—	1	—	—	—	—	3	—	—	—	2	3	—	—	—	—	—	—	
		K	7,721	—	—	—	—	—	—	—	—	—	—	—	2	—	—	—	3	—	—	—	—	—	—	—
	Köyler Villages	E	11,653	—	—	—	—	—	—	—	—	—	—	—	—	—	—	—	—	—	—	—	—	—	—	—
		K	14,375	—	—	—	—	—	—	—	—	—	—	—	—	—	—	—	—	—	—	—	—	—	—	1
	Yekûn Total	E	19,705	—	—	—	—	—	—	1	—	—	—	—	3	—	—	—	2	3	—	—	—	—	—	—
		K	22,096	—	—	—	—	—	—	—	—	—	—	—	2	—	—	—	3	—	—	—	—	—	—	1

KADRO V
CADRE

Nüfusun tabiiyet itibarile inkisamı
Répartition de la population d'après les pays de nationalité
VİLÄYET : DENİZLİ (Mabat - Suite)

KAZALAR Cazas	Cinsiyet Sexes	Türkiye	Efganistan	Mısır	Irak	Iran	Suriye	Sair Afrika Asya memleketleri	Almanya	Arnavutluk	İngiltere	Avusturya	Belçika	Bulgaristan	Fransa	Yunanistan	Macaristan	İtalya	Lehistan	Romanya	Rusya	Sirbisistan	Sair avrupa memleketleri	Amerika	Mexico
		Turquie	Afganistan	Egypte	Irak	Persie	Syrie	Autres pays d'Afrique et d'Asie	Allemagne	Albanie	Angleterre	Autriche	Belgique	Bulgarie	France	Grèce	Hongrie	Italie	Pologne	Roumanie	Russie	Serbie	Autres pays d'Europe	Amerique	Inconnu
Sair kazalar	E H K F	90,601	—	—	—	—	—	—	—	1	—	—	—	10	—	—	—	1	—	—	—	—	—	—	3
Autres cazas	E H K F	112,613	—	—	—	—	—	—	—	—	—	—	—	—	—	—	—	—	—	—	—	—	—	—	3
YEKÜN	E H K F	110,306	—	—	—	—	—	—	1	1	—	—	—	13	—	—	2	4	—	—	—	—	—	—	3
Total	E H K F	134,709	—	—	—	—	—	—	—	—	—	—	—	2	—	—	—	3	—	—	—	—	—	—	4
Umumî yekün	E H K F	245,015	—	—	—	—	—	—	1	1	—	—	—	15	—	—	2	7	—	—	—	—	—	—	7


VİLÄYET : İSPARTA

İsparta	Cinsiyet Sexes	Şehir	Villa	Köyler	Villages	Yekün	Total	Sair kazalar	Autres cazas	YEKÜN	Total	Umumî yekün	Total général
		E H K F	E H K F	E H K F	E H K F	E H K F	E H K F	E H K F	E H K F	E H K F	E H K F	E H K F	
Şehir	E H K F	8,095	—	—	—	4	—	—	—	—	—	—	—
	E H K F	7,871	—	—	—	—	—	—	—	—	—	—	—
Köyler	E H K F	15,897	—	—	—	—	—	—	—	—	—	—	—
	E H K F	12,779	—	—	—	—	—	—	—	1	—	—	—
Yekün	E H K F	23,992	—	—	—	4	—	—	—	1	—	—	—
	E H K F	20,650	—	—	—	—	—	—	—	—	1	—	—
Sair kazalar	E H K F	45,015	—	—	—	—	—	—	—	—	—	—	—
	E H K F	54,762	—	—	—	—	—	—	—	—	—	—	—
YEKÜN	E H K F	69,007	—	—	—	4	—	—	—	1	—	—	—
	E H K F	75,412	—	—	—	—	—	—	—	—	1	—	—
Umumî yekün	E H K F	144,419	—	—	—	4	—	—	—	1	—	—	—

Nüfusun tabiiyet itibarile inkısamı
Répartition de la population d'après les pays de nationalité
VİLÂYET : KÜTAHYA

KADRO V
CADRE

KAZALAR Cazas	Cinsiyet Sexes	Türkiye	Efganistan	Mısır	Irak	İran	Suriye	Sair Afrika Asya memleketleri	Almanya	Arnavutluk	İngiltere	Avusturya	Belçika	Bulgaristan	Fransa	Yunanistan	Macaristan	İtalya	Lehistan	Romanya	Rusya	Siristan	Sair Avrupa memleketleri	Amerika	Meçhul	
		Turquie	Afghanistan	Egypte	Irak	Persie	Syrie	Autres pays d'Afrique et d'Asie	Allemagne	Albanie	Angleterre	Autriche	Belgique	Bulgarie	France	Grèce	Hongrie	Italie	Pologne	Roumanie	Russie	Serbie	Autres pays d'Europe	Amérique	Inconnu	
Kütahya	Şehir Ville	E H K F	8,503	1	—	—	—	—	10	—	—	6	—	6	—	—	24	5	—	3	—	4	3	2	2	
		K F	8,681	—	—	—	—	—	—	12	—	—	3	—	1	—	—	8	—	5	—	—	2	1	—	—
	Köyler Villages	E H K F	24,209	—	—	—	—	—	—	1	—	—	—	1	3	—	—	1	3	—	—	—	—	—	1	—
		K F	27,973	—	—	—	—	—	—	—	—	—	—	—	3	—	—	—	1	—	—	—	—	—	1	—
	Yekûn Total	E H K F	32,712	1	—	—	—	—	—	11	—	—	6	1	9	—	—	25	8	—	3	—	4	3	3	2
		K F	36,654	—	—	—	—	—	—	12	—	—	3	—	4	—	—	8	1	5	—	—	2	1	1	—
Uşak	Şehir Villes	E H K F	8,309	—	—	—	—	—	—	—	—	—	—	5	—	—	1	5	—	1	—	—	26	—	1	
		K F	8,617	—	—	—	—	—	—	—	—	—	—	—	—	—	—	—	1	—	—	—	1	—	—	
	Köyler Villages	E H K F	32,616	—	—	—	1	—	—	—	—	—	—	—	—	—	—	—	—	—	—	—	—	—	—	—
		K F	39,055	—	—	—	—	—	—	—	—	—	—	—	—	—	—	—	—	—	—	—	—	—	—	4
	Yekûn Total	E H K F	40,925	—	—	—	1	—	—	—	—	—	—	—	5	—	—	1	5	—	1	—	—	26	—	1
		K F	47,672	—	—	—	—	—	—	—	—	—	—	—	—	—	—	—	1	—	—	—	—	1	—	4
Sair kazalar Autres cazas	E H K F	65,226	—	—	—	1	—	—	19	—	—	22	—	90	—	—	4	10	2	—	2	26	3	—	83	
	K F	78,798	—	—	—	—	—	—	8	—	—	4	—	5	—	—	—	—	—	—	—	—	—	—	1	
YEKÛN Total	E H K F	138,863	1	—	—	2	—	—	30	—	—	28	1	104	—	—	30	23	2	4	2	30	32	3	86	
	K F	163,124	—	—	—	—	—	—	20	—	—	7	—	9	—	—	8	2	5	—	—	2	2	1	5	
Umumî yekûn Total général		301,987	1	—	—	2	—	—	50	—	—	35	1	113	—	—	38	25	7	4	2	2	34	4	91	



Kadro VI

CADRE

NÜFUSUN MAHALİ TEVELLÛT İTİBARİLE İNKISAMI

RÉPARTITION DE LA POPULATION D'APRÈS
LES PAYS DE NAISSANCE

B. — GARBİ ANADOLU VİLÂYETLERİ [*]

VILAYETS DE L'ANATOLIE OCCIDENTALE [*]

Bilecik	<i>Bilédjik</i>	Denizli	<i>Dénizli</i>
Bolu	<i>Bolou</i>	İsparta	<i>İsparta</i>
Burdur	<i>Baurdour</i>	Kütahya	<i>Kutahya</i>

[*] Sahil vilâyetleri hariç
Non compris les vilayets maritimes

KADRO
CADRE

VI

Nüfusun mahallî tevellüt itibarile inkısamı
Répartition de la population d'après les pays de naissance
VİLÂYET : BİLECİK

KAZALAR Cazas	Cinsiyet Sexes	Türkiye	Efganistan	Mısır	Irak	İran	Suriye	Sair Afrika Asya memleketleri	Almanya	Arnavutluk	İngiltere	Avusturya	Belçika	Bulgaristan	Fransa	Yunanistan	Macaristan	İtalya	Lehistan	Romanya	Rusya	Sırbistan	Sair Avrupa memleketleri	Amerika	Mec-hul
		Tur- quie	Af- gha- nis- tan	E- gyp- te	Irak	İr- se	Sy- rie	Autres pays d'Afrique et d'Asie	Al- le- ma- gne	Al- ba- nie	An- gle- terre	Aut- riche	Bel- gi- que	Bul- garie	France	Grè- ce	Hun- grie	Ita- lie	Pol- ogne	Rou- manie	Rus- sie	Ser- bie	Autres pays d'Eu- rope	A- mè- ri- que	In- con- nu
Bilecik	E H	9,708	—	—	1	2	1	—	9	—	—	2	—	229	1	146	1	—	41	21	13	19	—	—	1
	K F	10,832	—	—	—	—	—	—	—	—	—	—	—	296	—	94	1	—	—	9	8	16	—	—	—
Bozüyük	E H	12,635	—	—	2	—	1	4	—	7	—	—	—	2,158	—	1	—	—	34	34	80	6	—	—	6
	K F	14,492	—	—	—	—	1	—	—	18	—	—	—	1,052	—	8	1	—	8	79	101	38	—	—	5
Gölpazarı	E H	6,921	2	—	—	—	—	1	—	—	—	—	—	25	—	8	—	—	1	12	6	—	—	14	—
	K F	8,395	—	—	—	—	—	—	—	1	—	—	—	41	—	12	1	—	—	23	2	16	2	—	—
Lefke	E H	4,175	—	—	—	—	—	—	—	8	—	—	—	15	—	47	—	—	—	2	4	3	—	—	—
	K F	4,791	—	—	—	—	—	—	—	—	—	—	—	—	—	—	—	—	—	—	—	—	—	—	—
Söğüt	E H	16,704	1	—	—	1	—	—	—	—	1	—	—	212	—	41	1	—	—	50	15	58	4	—	3
	K F	19,551	—	—	—	1	—	—	—	—	—	—	—	92	—	25	—	—	—	32	112	6	—	—	1
YEKÜN Total	E H	50,143	3	—	3	3	2	5	9	15	1	2	—	2,639	1	243	2	—	76	119	118	86	4	14	10
	K F	58,061	—	—	—	1	1	—	—	19	—	—	—	1,481	—	139	3	—	8	142	223	76	2	—	6
Umumi yekün Total général		108,204	3	—	3	4	3	5	9	34	1	2	—	4,120	1	382	5	—	84	261	341	162	6	14	16

VİLÂYET : BOLU

Bolu	E H	24,643	—	—	—	—	—	—	—	—	—	—	—	33	—	—	—	—	—	3	40	4	—	—	—
	K F	31,197	—	—	—	—	—	—	—	—	—	—	—	45	—	—	—	—	—	1	23	1	—	—	1
Düzce	E H	35,138	1	—	—	1	2	2	1	2	—	1	—	222	—	5	1	—	—	7	693	3	—	—	4
	K F	38,254	—	—	—	1	—	1	—	1	—	1	—	225	—	3	1	—	—	5	786	1	—	—	1
Gerede	E H	21,103	—	—	—	—	—	1	—	—	—	—	—	—	—	—	—	—	—	—	—	—	—	—	1
	K F	27,521	—	—	—	—	—	—	—	—	—	—	—	—	—	—	—	—	—	—	1	—	—	—	—

KADRO VI
CADRE

Nüfusun mahali tevellüt itibarile inkisamı
Répartition de la population d'après les pays de naissance
VILAYET : **BOLU** (Mabat - Suite)

KAZALAR Cazas	Cinsiyet Sexes	Türkiye	Afganistan	Mısır	Irak	İran	Suriye	Sair Afrika Asya memleketleri	Almanya	Arnavutluk	İngiltere	Avusturya	Belçika	Bulgaristan	Fransa	Yunanistan	Macaristan	İtalya	Lehistan	Romanya	Rusya	Sırbistan	Sair Avrupa memleketleri	Amerika	Meçhul
		Turquie	Afghanistan	Egypte	Irak	Persce	Syrie	Autres pays d'Afrique et d'Asie	Allemagne	Albanie	Angleterre	Autriche	Belgique	Bulgarie	France	Grèce	Hongrie	Italie	Pologne	Roumanie	Russie	Serbie	Autres pays d'Europe	Amerique	Inconnu
Gönük	E H K F	7,401	—	—	—	—	—	—	—	—	—	—	—	—	—	—	—	—	—	—	2	—	—	—	—
	K F	9,244	—	—	—	—	—	—	—	—	—	—	—	—	—	—	—	—	—	—	—	—	—	—	—
Mudurnu	E H K F	9,607	—	—	—	—	—	1	—	—	—	—	—	2	—	—	—	—	—	—	17	—	—	—	—
	K F	11,983	—	—	—	—	—	—	—	—	—	—	—	—	—	—	—	—	—	—	8	—	—	—	—
YEKÜN Total	E H K F	97,892	1	—	—	1	2	4	1	2	—	1	—	257	—	5	1	—	—	10	752	7	—	—	5
	K F	118,199	—	—	—	1	—	1	—	1	—	1	—	270	—	3	1	—	—	6	818	2	—	—	2
Umumî yekün Total général		216,091	1	—	—	2	2	5	1	3	—	2	—	527	—	8	2	—	—	16	1,570	9	—	—	7

VILAYET : **BURDUR**

Burdur	Sobir Ville	E H K F	6,309	—	—	—	—	2	—	1	—	6	—	11	—	50	1	—	—	—	1	28	—	—	5	
		K F	6,326	—	—	—	—	—	—	—	—	—	3	—	1	—	34	1	—	1	—	4	14	—	—	7
	Köyler Villages	E H K F	13,472	—	—	—	2	—	—	—	—	—	1	—	2	—	—	—	—	1	1	—	1	—	—	20
		K F	16,376	—	—	—	—	—	—	—	—	—	—	—	—	—	—	—	—	—	—	—	—	—	—	7
Yekün Total	E H K F	19,781	—	—	—	2	—	2	—	1	—	7	—	13	—	50	1	—	1	1	1	29	—	—	25	
	K F	22,702	—	—	—	—	—	—	—	—	—	3	—	1	—	34	1	—	1	—	4	14	—	—	14	
Bucak	E H K F	7,672	—	—	—	—	—	—	—	—	—	—	—	—	—	—	—	—	—	—	—	—	—	—	—	
	K F	8,796	—	—	—	—	—	—	—	—	—	—	—	—	—	—	—	—	—	—	—	—	—	—	3	
Tefenni	E H K F	11,084	—	—	—	—	—	—	—	—	—	—	—	—	—	2	—	—	—	—	2	—	—	—	4	
	K F	13,355	—	—	—	—	—	—	—	—	—	—	—	—	—	—	—	—	—	—	—	—	—	—	8	

KAZALAR Cazas	Clas- yıcı Sexes	Türki-	Eğa-	Mı-	İrak	İran	Su-	Sair	Al-	Ar-	İn-	A-	Bel-	Bul-	Frans-	Yu-	Ma-	İtal-	Le-	Ro-	Rus-	Sır-	Sair	A-	Meç-
		ye	nisan-	sır			ri-	Afrika	ma-	na-	gil-	vus-	çika	gar-	sa	na-	ca-	lya	his-	man-	ya	bis-	avrupa	me-	ri-
		Tur-	Af-	E-	İrak	Per-	Sy-	Autres	Al-	Al-	An-	Aut-	Bel-	Bul-	Frans-	Grè-	Hon-	Ital-	Pol-	Rou-	Rus-	Ser-	Autres	A-	In-
		quie	gha-	gypte		se	rie	pays	le-	ba-	gle-	tri-	gi-	gar-	co	ce	grie	lie	ogne	man-	stie	bie	pays	me-	con-
			nistan-					d'Afrique	ma-	nie	terre	che	que	rie								d'Eu-	ri-	nu	
			tan					et d'Asie	gne													rope	que		
YEKÜN Total	E	38,537	—	—	—	2	—	2	—	1	—	7	—	13	—	52	1	—	1	1	3	29	—	—	29
	H	44,853	—	—	—	—	—	—	—	—	—	3	—	1	—	34	1	—	1	—	4	14	—	—	25
Umumî yekün Total général	K	83,390	—	—	—	2	—	2	—	1	—	10	—	14	—	86	2	—	2	1	7	43	—	—	54
	F																								

VİLÂYET : DENİZLİ

Denizli	Şehir Ville	E	H	K	F	7,862	—	—	—	—	—	1	1	—	—	—	—	6	—	152	2	—	—	1	2	32	—	—	2
Köyler Villages	E	H	K	F	11,579	—	—	—	—	—	—	—	—	—	—	—	—	3	—	66	—	—	—	4	—	1	—	—	—
Yekün Total	E	H	K	F	19,441	—	—	—	—	—	—	1	1	—	—	—	—	9	—	218	2	—	—	5	2	33	—	—	2
Boldan	E	H	K	F	11,102	—	—	—	—	—	—	—	—	—	—	—	—	—	—	—	—	—	—	—	—	—	—	—	—
Çal	E	H	K	F	18,671	—	—	—	—	2	—	—	—	—	—	—	—	58	—	—	—	—	—	—	—	—	2	1	—
Çivril	E	H	K	F	9,816	—	—	—	—	—	—	—	—	—	—	—	—	15	—	—	—	—	—	—	—	—	—	—	—
Garbî kara- ağaç	E	H	K	F	20,627	—	—	—	—	—	—	—	—	—	—	—	—	20	—	—	—	—	—	—	—	13	3	—	—

KADRO VI
CADRE

Nüfusun mahallî tevellüt itibarile inkısamı
Répartition de la population d'après les pays de naissance
VİLÂYET : DENİZLİ (Mabat - Suite)

KAZALAR Cazas	Cinsiyet Sexes	Türkiye	Efganistan	Mısır	Irak	İran	Suriye	Sair Afrika Asya memleketleri	Almanya	Arnavutluk	İngiltere	Ayus-turya	Belçika	Bulgaristan	Fransa	Yunanistan	Macaristan	İtalya	Lehistan	Romanya	Rusya	Sırbistan	Sair Avrupa memleketleri	Amerika	Meçhul
		Turquie	Afghanistan	Egypte	Irak	Persie	Syrie	Autres pays d'Afrique et d'Asie	Allemagne	Albanie	Angleterre	Autriche	Belgique	Bulgarie	France	Grèce	Hongrie	Italie	Pologne	Roumanie	Russie	Serbie	Autres pays d'Europe	Amerique	Inconnu
Saray köy	E	8,488	—	—	—	—	—	—	—	—	—	—	—	12	—	22	—	—	—	—	—	6	—	2	1
	K	9,493	—	—	—	—	—	—	—	—	—	—	—	1	—	80	—	—	—	—	—	31	—	—	1
Tavas	E	21,748	—	—	—	—	—	—	—	—	—	—	—	—	—	—	—	1	—	—	—	—	—	—	2
	K	28,777	—	—	—	—	—	—	—	—	—	—	—	—	—	—	—	—	—	—	—	—	—	—	—
YEKÜN Total	E	109,893	—	—	—	—	2	1	1	—	—	—	—	114	—	240	2	1	—	18	6	41	1	2	8
	K	134,193	—	—	—	3	—	—	—	—	—	—	—	101	—	322	—	—	—	22	3	63	2	—	9
Umumî yekün Total général		244,086	—	—	—	3	2	1	1	—	—	—	—	215	—	562	2	1	—	40	9	104	3	2	17

VİLÂYET : ISPARTA

Isparta	Şehir Ville	E	8,085	—	—	—	—	—	—	3	—	—	—	8	—	7	—	—	—	2	3	—	—	—	—
		K	7,809	—	—	—	3	—	—	—	—	—	—	—	24	—	27	—	—	—	2	4	2	—	—
Isparta	Köyler Villages	E	15,896	—	—	—	—	—	—	—	—	—	—	1	—	—	—	—	—	—	—	—	—	—	—
		K	12,738	—	—	—	—	—	—	—	—	—	—	—	10	—	—	6	—	—	3	—	—	—	—
Isparta	Yekün Total	E	23,981	—	—	—	—	—	—	3	—	—	—	9	—	7	—	—	—	2	3	—	—	—	—
		K	20,547	—	—	—	3	—	—	—	—	—	—	—	34	—	27	6	—	—	5	4	2	—	—
İgirdir		E	12,777	—	—	—	—	—	—	—	—	—	—	—	—	—	—	—	—	—	—	—	—	—	—
		K	15,709	—	—	—	3	—	—	—	—	—	1	—	—	—	—	—	—	—	—	—	—	—	—
Karaağaç		E	11,464	—	—	—	—	—	—	—	—	—	—	—	—	—	—	—	—	—	2	—	—	—	—
		K	13,939	—	—	—	—	—	—	—	—	—	—	—	—	—	—	—	—	—	—	—	—	—	—

KADRO
CADRE

VI

Nüfusun mahali tevellüt itibarile inkişâmi
Répartition de la population d'après les pays de naissance


VILAYET : ISPARTA (Mabat - Suite)

KAZALAR Cazas	Clas- yet sexes	Türki- ye	Ef- ga- nis- tan	Mi- sır	İrak	İran	Su- ri- ye	Sair Afrika Asya mem- leket- leri	Al- ma- nya	Ar- na- vut- luk	İn- gil- tere	A- vus- tur- ya	Bel- çika	Bul- gar- istan	Frans- sa	Yu- na- nis- tan	Ma- ca- ris- tan	İtal- ya	Le- his- tan	Ro- man- ya	Rus- ya	Sir- bis- tan	Sair avrupa mem- leket- leri	A- me- ri- ka	Meç- hul		
		Tur- quie	Af- gha- nis- tan	E- gyp- te	İrak	Per- se	Sy- rie	Autres pays d'Afrique et d'Asie	Al- le- ma- gne	Al- ba- nie	An- gle- terre	Au- tri- che	Bel- gi- que	Bul- garie	Frans- ce	Grè- ce	Il- lan- de	Ita- lie	Pol- ogne	Rou- ma- nie	Rus- sie	Ser- bie	Autres pays d'Eu- rope	A- mè- ri- que	In- con- nu		
Uluborlu	E H K P	7,772	—	—	—	—	—	—	—	—	—	—	—	—	—	—	—	—	—	—	3	—	—	—	—	—	
	E H K P	9,390	—	—	—	—	—	—	—	—	—	—	—	—	—	—	—	—	—	—	—	—	—	—	—	—	
Yalvaç	E H K P	13,000	—	—	—	—	—	—	—	—	—	—	—	—	—	—	—	—	—	—	—	—	—	—	—	—	
	E H K P	15,719	—	—	—	—	—	—	—	—	—	—	—	—	—	—	—	—	—	—	—	—	—	—	—	—	
YEKÛN Total	E H K P	68,994	—	—	—	—	—	—	—	3	—	—	—	9	—	7	—	—	—	—	5	5	—	—	—	—	
	E H K P	75,304	—	—	—	6	—	—	—	1	—	1	—	34	—	27	6	—	—	—	5	4	2	—	—	24	
Umumi yekûn Total général		144,298	—	—	—	6	—	—	—	4	—	1	—	43	—	34	6	—	—	—	10	9	2	—	—	24	
VILAYET : KÜTAHYA																											
Kütah- ya	Şehir Ville	E H K P	8,322	4	—	—	1	—	—	12	5	—	10	—	35	1	10	23	3	—	11	2	23	95	2	10	
		E H K P	8,544	—	—	—	—	—	—	—	8	2	—	4	—	15	—	5	7	—	—	4	11	26	50	—	37
	Köyler Villages	E H K P	23,978	1	2	—	—	—	—	—	1	1	—	—	11	131	—	—	1	2	—	27	11	23	28	1	1
		E H K P	27,740	—	—	—	—	—	—	—	—	—	—	—	—	156	—	—	—	—	—	17	4	10	48	1	2
	Yekûn Total	E H K P	32,300	5	2	—	1	—	—	—	13	6	—	10	11	166	1	10	24	5	—	33	13	40	123	3	11
		E H K P	36,284	—	—	—	—	—	—	—	8	2	—	4	—	171	—	5	7	—	—	21	15	36	98	1	39
Emet	E H K P	15,279	—	—	—	—	—	—	—	4	—	—	1	—	2	—	—	—	—	—	—	4	2	1	—	1	
	E H K P	18,381	—	—	—	—	—	—	—	1	1	—	—	—	2	—	—	—	—	—	—	—	5	—	—	—	
Gedüs	E H K P	17,138	1	—	—	—	—	—	—	—	—	—	—	—	2	—	—	—	—	—	—	—	—	—	—	—	
	E H K P	20,539	—	—	—	—	—	—	—	—	—	—	—	—	5	—	—	—	—	—	—	—	—	1	—	1	

KADRO VI
CADRE

Nüfusun mahall tevellüt itibarile inkısamı
Répartition de la population d'après les pays de naissance
VİLİYET : KÜTAHYA (Mabat - Suite)

KAZALAR Cazas	Cinsiyet Sexes	Türkiye	Efganistan	Mısır	Irak	İran	Suriye	Sair Afrika memleketleri	Almanya	Arnavutluk	İngiltere	Avusturya	Belçika	Bulgaristan	Fransa	Yunanistan	Macaristan	İtalya	Lehistan	Romanya	Rusya	Sırbistan	Sair avrupa memleketleri	Amerika	Meçhul	
		Turquie	Afghanistan	Egypte	Irak	Persie	Syrie	Autres pays d'Afrique et d'Asie	Allemagne	Albanie	Angleterre	Autriche	Belgique	Bulgarie	France	Grèce	Hongrie	Italie	Pologne	Roumanie	Russie	Serbie	Autres pays d'Europe	Amerique	Inconnu	
Simav	E H K F	16,972	—	—	—	—	—	—	—	—	—	—	—	6	—	—	—	—	—	—	2	—	—	—	—	
	K F	21,005	—	—	—	—	—	—	—	—	—	—	—	3	—	—	—	—	—	—	—	1	—	—	1	
Tavşanlı	E H K F	15,739	—	—	—	1	—	—	11	—	—	22	—	120	—	2	5	12	4	11	5	36	16	—	88	
	K F	18,842	—	—	—	—	—	—	6	—	—	2	—	11	—	—	—	—	—	—	1	2	—	—	6	
Uşak	Şehir Ville	E H K F	8,276	1	—	—	1	—	1	—	1	—	—	9	—	2	—	3	—	3	17	4	28	—	2	
		K F	8,608	—	—	—	—	—	1	—	—	—	—	4	—	3	—	—	—	—	—	2	—	1	—	
	Köyler Villages	E H K F	32,517	—	—	—	—	—	—	—	—	—	—	—	96	—	—	—	—	—	—	1	—	2	—	1
		K F	38,987	—	—	—	—	—	—	—	—	—	—	—	66	—	—	—	—	—	—	1	2	—	—	3
	Yekûn Total	E H K F	40,793	1	—	—	1	—	1	—	1	—	—	—	105	—	2	—	3	—	3	18	4	30	—	3
		K F	47,595	—	—	—	—	—	1	—	—	—	—	—	70	—	3	—	—	—	—	3	2	1	—	3
YEKÛN Total	E H K F	138,221	7	2	—	3	—	1	28	7	—	33	11	401	1	14	29	20	4	52	43	88	170	3	103	
	K F	162,646	—	—	—	—	—	2	15	2	—	6	—	262	—	8	7	—	—	21	19	46	100	1	50	
Umumi yekûn Total général		300,867	7	2	—	3	—	3	43	9	—	39	11	663	1	22	36	20	4	73	62	134	270	4	153	



Kadro I

CADRE

NÜFUSUN HALİMEDENİ YAŞ GRUPLARI VE TAHSİL İTİBARİLE İNKISAMI

RÉPARTITION DE LA POPULATION D'APRÈS L'ÉTAT CIVIL,
LES GROUPES D'ÂGES ET L'INSTRUCTIONS

C. — AKDENİZ SAHİL VİLÂYETLERİ

VILAYETS DE LA CÔTE DE LA MÉDITERRANÉE

Adana	Adana	İçel	İtchel
Antalya	Antalya	Mersin	Mersine
Cebelibereket	Djebelibereket		

KADRO I
CADRE

Nüfusun hallımedeni, yaş grupları ve tahsil itibarile inkişamı
Répartition de la population d'après l'état civil, les groupes d'âges et l'instruction
VİLAYET: ADANA

KAZALAR Cazas	Cinsiyet Sexes	Nüfusa mevcud- de Population présente	HALİMEDENİ Etat civil					YAŞ GRUPLARI — Groupes d'âges										Okumak bilen ve bilmeyen Sachant lire		
			Bekâr Célib- baitaires	Evli Mar- riés	Dul Veufs	Boş Di- vor- cés	Meç- hul Incon- nu	1 Ya- şından küçük Moins de 1 an	1 ^{ve} et 2	3-6	7-12	13-19	20-45	46-60	61-70	71 ^{ve} et +	Yaşı meç- hul Age incon- nu	Bilen Oui	Bilme- yen Non	
Adana	Şehir Ville	E	38,561	21,411	16,078	862	198	12	1,368	2,804	3,463	3,654	6,454	15,893	3,474	1,065	365	21	8,953	29,608
		H	34,016	14,712	14,663	4,195	372	74	1,095	2,309	3,449	3,286	5,134	13,953	3,228	971	568	23	2,873	31,143
	Köyler Villages	E	19,994	11,925	7,488	496	79	6	706	1,785	2,118	2,090	3,663	7,492	1,496	469	164	11	1,645	18,349
		H	16,644	7,534	7,111	1,919	74	6	471	1,413	2,026	1,532	2,377	6,693	1,531	369	219	8	95	16,549
Yekûn Total	E	58,555	33,336	23,566	1,358	277	18	2,074	4,589	5,581	5,744	10,117	23,385	4,970	1,534	529	32	10,598	47,957	
	H	50,660	22,246	21,774	6,114	446	80	1,566	3,722	5,475	4,818	7,511	20,651	4,759	1,340	787	31	2,968	47,692	
Feke	E	5,045	2,992	1,960	73	20	—	417	516	689	554	812	1,415	375	168	95	4	201	4,844	
	H	5,450	2,413	2,253	718	66	—	270	402	679	429	797	2,043	528	194	101	7	23	5,427	
Kadirli	E	11,885	7,511	4,179	150	43	2	602	1,384	1,848	1,793	1,976	3,173	759	215	125	10	963	10,922	
	H	12,293	5,980	4,948	1,291	72	2	389	1,042	1,632	1,368	1,680	5,036	803	209	132	2	10	12,283	
Karaisalı	E	18,985	11,440	7,205	299	16	25	1,182	1,911	2,296	2,268	3,269	5,855	1,428	530	191	55	1,079	17,906	
	H	19,593	9,177	7,846	2,506	57	7	761	1,683	2,275	1,777	2,794	7,597	1,899	493	281	33	59	19,534	
Kozan	E	13,003	7,842	4,920	161	36	44	515	1,557	1,729	1,676	2,077	3,984	993	320	137	15	1,341	11,662	
	H	13,683	6,270	5,674	1,609	125	5	375	1,298	1,746	1,375	1,795	5,487	1,153	282	152	20	207	13,476	
Saimbeyli	E	8,868	5,470	3,285	100	8	5	570	912	1,385	1,341	1,145	2,277	674	339	221	4	556	8,312	
	H	9,698	4,603	3,847	1,183	60	5	416	725	1,313	1,026	1,294	3,492	891	319	219	3	10	9,688	
YEKÛN Total	E	116,341	68,591	45,115	2,141	400	94	5,360	10,869	13,528	13,376	19,396	40,089	9,199	3,106	1,298	120	14,738	101,603	
	H	111,377	50,689	46,342	13,421	826	99	3,777	8,872	13,120	10,793	15,871	44,306	10,033	2,837	1,672	96	3,277	108,100	
Umumi yekûn Total général		227,718	119,280	91,457	15,562	1,226	193	9,137	19,741	26,648	24,169	35,267	84,395	19,232	5,943	2,970	216	18,015	209,703	

KADRO I
CADRE

Nüfusun halîmedeni, yaş grupları ve tahsil itibarı ile inkişası
Répartition de la population d'après l'état civil, les groupes d'âges et l'instruction
VİLAYET : ANTALYA

KAZALAR Cazas	Cinsiyet Sexes	Nüfusu mevcudde Population présente	HALİMEDENİ Etat civil					YAŞ GRUPLARI — Groupes d'âges											Okumak bilen ve bilmeyen Sachant lire	
			Bekâr Célibataires	Evli Mariés	Dul Veufs	Boş Divorcés	Mehul Inconnus	1 Yaşından küçük Moins de 1 an	1-2	3-6	7-12	13-19	20-45	46-60	61-70	71 ve üstü	Yaşınca Age incertain	Bilen Oui	Bilmeyen Non	
Antalya	Şehir Ville	E	8,329	4,578	3,570	132	44	5	311	508	687	848	1,426	3,208	971	268	93	9	2,555	5,774
		F	9,036	3,890	3,414	1,598	118	16	257	503	736	846	1,575	3,497	1,098	354	159	11	945	8,091
	Köyler Villages	E	9,044	5,410	3,484	121	26	3	489	963	1,041	1,061	1,866	2,691	676	201	54	2	465	8,579
		F	9,915	4,312	3,931	1,593	72	7	337	709	920	810	1,744	3,966	1,051	236	128	14	19	9,896
	Yekân Total	E	17,373	9,988	7,054	253	70	8	800	1,471	1,728	1,909	3,292	5,899	1,647	469	147	11	3,020	14,353
		F	18,951	8,202	7,345	3,191	190	23	594	1,212	1,656	1,656	3,319	7,463	2,149	590	287	25	964	17,987
Akseki	E	H	9,807	5,763	3,918	89	32	5	651	901	1,129	1,259	1,668	2,573	1,024	415	170	17	1,619	8,188
		F	14,872	6,098	5,521	2,860	385	8	594	875	1,116	1,217	2,267	5,600	2,081	700	395	27	263	14,609
Alâiye	E	H	15,167	9,108	5,821	168	68	2	863	1,436	1,641	2,015	2,682	4,702	1,219	441	159	9	462	14,705
		F	19,275	8,141	7,174	3,716	240	4	726	1,340	1,610	1,854	2,635	7,850	2,239	632	372	17	64	19,211
Elmalı	E	H	7,418	4,002	3,329	59	21	7	366	488	695	812	1,446	2,575	656	260	114	6	1,279	6,139
		F	8,794	3,390	3,801	1,471	130	2	296	519	649	742	1,390	3,758	1,018	265	152	5	140	8,654
Finike	E	H	7,168	4,420	2,668	67	13	—	353	667	835	1,010	1,537	2,089	465	159	48	5	543	6,625
		F	7,945	3,544	3,043	1,267	91	—	266	577	787	824	1,327	3,128	732	203	96	5	34	7,911
Kaş	E	H	9,042	5,471	3,482	67	14	8	546	781	952	1,146	1,784	2,800	619	301	89	24	782	8,260
		F	10,821	4,705	4,130	1,894	86	6	394	683	928	974	1,812	4,457	1,078	322	140	33	80	10,741
Korkudeli	E	H	11,863	6,819	4,931	85	24	4	607	1,136	1,216	1,229	2,651	3,592	974	315	122	21	1,057	10,806
		F	13,553	5,777	5,624	2,018	133	1	509	952	1,222	1,060	2,279	5,358	1,548	365	201	19	66	13,487
Manavgat	E	H	8,168	5,069	3,000	80	17	2	492	841	1,018	1,092	1,537	2,328	604	158	93	5	203	7,965
		F	9,273	4,331	3,389	1,477	75	1	383	710	965	914	1,472	3,552	857	247	169	4	36	9,237

KADRO I
CADRE

Nüfusun halimedeni, yaş grupları ve tahsil itibarı ile inkişası
Répartition de la population d'après l'état civil, les groupes d'âges et l'instruction
VİLİYET : ANTALYA (Mabat - Suite)

KAZALAR Cazas	Cinsiyet Sexes	Nüfus mevcud- de Population présente	HALİMEDENİ Etat civil					YAŞ GRUPLARI — Groupes d'âges										Okumak bilen ve bilmeyen Sachant lire	
			Bekar Célib- bataires	Evlü Mariés	Dul Veufs	Boş Divor- cés	Meç- kul Incom- m	1 Ya- şından küçük Koins de 1 an	1 ^{ve} 2 ^{ci}	3-6	7-12	13-19	20-45	46-60	61-70	71 ^{ve} et +	yaşı meç- kul Age incom- m	Bilen Otti	Bilme- yen Non
Serik	E	7.206	4.394	2.708	90	10	4	382	888	795	930	1.477	2.035	482	171	-10	6	351	6.855
	K	7.676	3.558	2.953	1.121	39	5	268	582	824	688	1.333	2.954	754	176	89	8	38	7.638
YEKÜN Total	E	93.212	55.034	36.911	958	269	40	5.060	8.609	10.009	11.402	18.074	28.593	7.690	2.689	982	104	9.316	83.896
	K	111.160	47.746	42.980	19.015	1.359	50	4.030	7.460	9.757	9.959	17.834	44.120	12.456	3.500	1.901	143	1.685	109.475
Umumî yekün Total général		204.372	102.780	79.891	19.973	1.638	90	9.090	16.069	19.766	21.361	35.908	72.713	20.146	6.189	2.833	247	11.001	193.371

VİLİYET : CEBELİBEREKET

Cebelibereket	E	9.225	5.494	3.580	124	24	3	632	986	1.187	1.214	1.282	2.949	699	191	84	1	1.139	8.086
	K	9.057	4.102	3.996	912	47	—	354	743	1.087	931	1.358	3.641	735	138	69	1	179	8.878
Bahçe	E	7.671	4.754	2.796	98	23	—	608	839	1.146	1.000	1.229	2.173	464	141	65	6	485	7.186
	K	7.863	3.773	3.269	780	41	—	388	622	1.087	880	1.157	2.908	584	152	71	14	38	7.825
Ceyhan	E	20.052	11.544	7.984	444	79	1	1.041	1.789	2.342	2.262	2.915	7.130	1.777	572	193	31	2.089	17.963
	K	18.431	7.927	8.315	2.061	127	1	758	1.445	2.009	1.583	2.398	7.944	1.629	458	194	13	248	18.183
Dörtüol	E	8.970	5.290	3.574	91	15	—	653	784	1.075	1.145	1.110	3.366	580	181	73	3	1.208	7.762
	K	8.052	3.784	3.264	962	41	1	352	591	1.092	828	1.194	3.140	579	198	76	2	198	7.854
İslâhiye	E	9.549	5.771	3.572	194	10	2	583	967	1.306	1.258	1.207	3.194	731	208	81	9	834	8.715
	K	8.824	4.228	3.636	951	9	—	356	761	1.181	897	1.173	3.496	704	164	82	10	3	8.821

KADRO I
CADRE

Nüfusun halimedeni, yaş grupları ve tahsil itibarile inkişımı
Répartition de la population d'après l'état civil, les groupes d'âges et l'instruction
VİLİYET : CEBELİBEREKET (Mabat - Suite)

KAZALAR Cazas	Cinsiyet Sexes	Nüfusu mevcudde Population présente	HALİMEDENİ Etat civil					YAŞ GRUPLARI — Groupes d'âges										Okumak bilen ve bilmeyen Sachant lire	
			Bekâr Célibataires	Evli Mariés	Dul Veufs	Boş Divorcés	Mec-hul Inconnus	1 Ya- sından küçük Kelas de 1 an	1 ^{ve} et 2	3-6	7-12	13-19	20-45	46-60	61-70	71 ^{ve} et +	yaşı meç- hul Age inconnu	Bilen Oui	Bilme- yen Non
YEKÜN Total	E H K F	55,467	32,853	21,506	951	151	6	3,522	5,365	7,056	6,879	7,743	18,812	4,251	1,293	496	50	5,755	49,712
		52,227	23,814	23,480	5,666	265	2	2,208	4,162	6,456	5,119	7,280	21,129	4,231	1,110	492	40	666	51,561
Umumî yekün Total général		107,694	56,667	43,986	6,617	416	8	5,730	9,527	13,512	11,998	15,023	39,941	8,482	2,403	988	90	6,421	101,273
VİLİYET : İÇEL																			
İçel	E H K F	17,133	10,209	6,695	180	48	1	1,053	1,672	1,898	2,148	3,469	5,020	1,160	511	202	—	1,977	15,156
		20,285	9,298	7,979	2,722	286	—	1,582	1,819	1,780	3,187	7,740	2,050	739	403	28	957	180	20,105
Anamur	E H K F	8,282	4,962	3,183	95	21	21	422	767	872	1,093	1,576	2,634	589	196	112	21	815	7,467
		10,088	4,435	3,817	1,740	94	2	350	749	824	944	1,521	4,015	1,222	246	187	30	131	9,957
Gülnar	E H K F	8,664	4,938	3,638	67	20	1	648	1,359	913	985	1,637	2,402	320	270	117	13	709	7,955
		10,791	4,625	4,221	1,810	132	3	532	761	803	918	1,515	4,386	1,186	427	222	41	68	10,723
Mut	E H K F	7,070	3,113	3,868	73	15	1	326	690	802	653	1,316	2,379	585	229	85	5	843	6,227
		8,627	3,606	3,647	1,228	146	—	326	674	747	755	1,219	3,609	910	251	130	6	87	8,540
YEKÜN Total	E H K F	41,149	23,222	17,384	415	104	24	2,449	4,488	4,485	4,879	7,998	12,435	2,654	1,206	516	39	4,344	36,805
		49,791	21,964	19,664	7,500	658	5	2,790	4,003	4,154	5,804	11,995	14,060	4,057	1,327	567	1,064	468	49,325
Umumî yekün Total général		99,940	45,186	37,043	7,915	762	29	5,239	8,491	8,639	10,683	19,993	26,495	6,711	2,533	1,083	1,073	4,810	86,130

KADRO
CADRE

Nüfusun halimedeni, yaş grupları ve tahsil itibarı ile inkisâmi
Répartition de la population d'après l'état civil, les groupes d'âges et l'instruction.
VİLÂYET : MERSİN

KAZALAR Cazas	Cinsiyet Sexes	Nüfusu mevcudde Population présente	HALİMEDENİ Etat civil					YAŞ GRUPLARI — Groupes d'âges										Okumak bilen ve bilmeyen Sachant lire		
			Bekâr Célibataires	Evli Mariés	Dul Veufs	Boş Divorcés	Mec-hul Inconnus	1 Yaşından küçük Moins de 1 an	1 ^{ve} et 2	3-6	7-12	13-19	20-45	46-60	61-70	71 ^{ve} et +	yaşı me-hul Anc inconnus	Bilen Oui	Bilme-yen Non	
Mersin	Şehir Ville	E	11,832	6,190	5,393	198	45	6	455	694	985	1,086	1,574	5,452	1,167	289	118	12	3,319	8,513
		K	9,339	4,196	3,831	1,224	82	6	382	636	914	972	1,321	3,728	903	295	178	10	1,290	8,049
	Köyler Villages	E	11,256	6,772	4,315	151	16	2	764	1,059	1,426	1,488	1,924	3,281	811	370	129	6	1,267	9,989
		K	12,773	5,862	5,163	1,654	91	3	645	904	1,354	1,254	1,853	4,918	1,161	417	240	27	78	12,695
	Yekûn Total	E	23,088	12,962	9,708	349	61	8	1,219	1,753	2,411	2,572	3,498	8,733	1,978	659	247	18	4,586	18,502
K	22,112	10,058	8,994	2,878	173	9	1,027	1,540	2,268	2,226	3,174	8,646	2,064	712	418	37	1,368	20,744		
Tarsus	Şehir Ville	E	10,962	6,221	4,516	198	25	2	418	885	1,067	1,265	1,836	3,821	1,661	388	114	7	2,384	8,578
		K	10,910	4,716	4,555	1,529	107	3	328	745	973	1,059	1,745	4,356	1,180	387	135	2	580	10,330
	Köyler Villages	E	25,647	15,312	9,867	421	41	6	1,187	2,685	3,110	2,872	4,708	8,092	1,969	736	267	21	1,943	23,704
		K	26,388	12,437	10,514	3,316	114	7	816	2,296	3,058	2,504	4,013	9,767	2,628	895	369	42	166	26,222
	Yekûn Total	E	36,609	21,533	14,383	619	66	8	1,605	3,570	4,177	4,137	6,544	11,913	3,130	1,124	381	28	4,327	32,282
K	37,298	17,153	15,069	4,845	221	10	1,144	3,041	4,031	3,563	5,758	14,123	3,808	1,282	504	44	746	36,552		
YEKÛN Total	E	59,697	34,495	24,091	968	127	16	2,824	5,323	6,588	6,709	10,042	20,646	5,108	1,783	628	46	8,913	50,784	
	K	59,410	27,211	24,063	7,723	394	19	2,171	4,581	6,299	5,789	8,932	22,769	5,872	1,994	922	81	2,114	57,296	
Umumî yekûn Total général		119,107	61,706	49,154	8,691	521	35	4,995	9,904	12,887	12,498	18,974	43,415	10,980	3,777	1,550	127	11,027	108,080	

Kadro **II**
CADRE

NÜFUSUN MESLEKLER İTİBARİLE İNKISAMI

RÉPARTITION DE LA POPULATION
D'APRÈS LES PROFESSIONS.

C. — AKDENİZ SAHİL VİLÂYETLERİ

VILAYETS DE LA CÔTE DE LA MÉDITERRANÉE

Adana	<i>Adana</i>	İçel	<i>İtchel</i>
Antalya	<i>Antalya</i>	Mersin	<i>Mersine</i>
Cebelibereket	<i>Djébeli bereket</i>		

KADRO II
CADRE

Nüfusun meslekler itibarıyla dağılımı
Répartition de la population d'après les professions
VİLAYET: ADANA

KAZALAR Cazas	Cins- yet Sexes	MESLEKLER — Professions										Mesleksiz veya mesleği meçhul Sans profession ou profession inconnue
		Zirai agri- coles	Sınai indus- triel- les	Ticari com- merci- ales	Ser- best libé- rales	Memur Fon- tion- naires	Hakimler Magis- trature	Ordu Armée	P. T.T P. T.T	Muh- telif diver- ses	Meslekler yekünü Total des professions	
Adana	E H K F	9,870	4,036	3,887	341	696	159	1,599	215	1,092	21,895	16,666
	K F	1,312	81	54	126	8	—	—	2	173	1,756	32,260
	E H K F	10,213	433	261	100	46	—	76	18	119	11,266	8,728
	K F	1,915	42	8	3	—	—	—	—	18	1,986	14,658
Yekün Total	E H K F	20,083	4,469	4,148	441	742	159	1,675	233	1,211	33,161	25,394
	K F	3,227	123	62	129	8	—	—	2	191	3,742	46,918
Feke	E H K F	2,543	24	33	6	50	—	—	1	27	2,684	2,361
	K F	795	—	1	—	—	—	—	—	4	798	4,652
Kadirli	E H K F	5,006	161	196	61	47	4	45	2	81	5,603	6,282
	K F	2,545	8	10	4	1	—	—	—	7	2,575	9,718
Karaisalı	E H K F	8,373	480	535	57	56	1	96	345	284	10,227	8,758
	K F	5,494	58	315	2	1	—	—	1	253	6,124	13,469
Kozan	E H K F	4,875	282	325	60	88	9	89	9	85	5,822	7,181
	K F	1,091	69	22	9	1	—	—	—	9	1,201	12,482
Saimbeyli	E H K F	3,887	34	33	18	39	2	17	1	36	4,067	4,801
	K F	735	9	—	2	—	—	—	—	—	746	8,952
YEKÜN Total	E H K F	44,767	5,450	5,270	643	1,022	175	1,922	501	1,724	61,564	54,777
	K F	13,885	267	410	146	11	—	—	3	464	15,186	90,191
Ümumi yekün Total général		58,652	5,717	5,680	789	1,033	175	1,922	594	2,188	76,750	150,968

KADRO II
CADRE

Nüfusun meslekler itibarıyla inkısamı
Répartition de la population d'après les professions
VİLİYET : ANTALYA (Mabat - Suite)

KAZALAR Cazas	Cinsiyet Sexes	MESLEKLER — Professions										Mesleksiz veya mesleği meçhul Sans profession ou profession inconnue
		Zirai agri- coles	Sinai indus- triels	Ticari com- merci- ales	Ser- best libé- rales	Memur Fon- tion- naires	Hakimler Magis- trature	Ordu Armée	P.T.T P.T.T	Muhtelif diver- ses	Meslekler yekünü Total des professions	
Antal- ya	E H	1,411	852	1,106	99	330	46	574	11	343	4,772	3,557
	K Vilâ	408	30	8	39	3	—	—	—	43	531	8,505
	F Köyler	4,827	88	54	29	17	2	—	2	61	5,080	3,964
	E H	2,636	50	—	—	—	—	—	—	12	2,698	7,217
	K Villages	6,238	940	1,160	128	347	48	574	13	404	9,852	7,521
	F Yekân Total	3,044	80	8	39	3	—	—	—	55	3,229	15,722
Akeski	E H	3,400	437	288	91	75	6	38	9	115	4,459	5,348
	K F	2,987	459	178	1	3	—	—	—	49	3,677	11,195
Alâiye	E H	6,987	365	311	58	131	5	5	—	183	3,045	7,122
	K F	6,929	23	10	5	5	—	—	—	15	6,987	12,288
Elmalı	E H	3,965	359	271	35	77	6	45	1	58	4,817	2,601
	K F	4,126	8	7	1	1	—	—	—	5	4,148	4,646
Finike	E H	3,154	360	137	16	57	6	28	2	108	3,868	3,300
	K F	2,158	109	2	3	—	—	—	—	120	2,392	5,553
Kaş	E H	4,897	92	133	31	70	3	30	3	58	5,317	3,725
	K F	3,891	15	11	3	2	—	—	—	3	3,925	6,896
Korkudeli	E H	6,005	301	179	33	48	4	33	2	82	6,692	5,171
	K F	4,153	12	12	4	2	—	—	—	47	4,230	9,323
Manavgat	E H	4,231	65	116	18	80	1	35	1	91	4,638	3,530
	K F	3,669	28	9	—	—	—	—	—	11	3,717	5,556

KADRO II
CADRE

Nüfusun meslekler itibarıyla inkısamı
Répartition de la population d'après les professions
VİLİYET : **ANTALYA** (Mabat - Süite)

KAZALAR Cazas	Cinsiyet Sexes	MESLEKLER — Professions										Mesleksiz veya mesleği meçhul Sans profession ou profession inconnue
		Zirai Agri- coles	Sınai indus- tri- elles	Ticari com- merci- ales	Ser- best libé- rales	Memur Fonc- tion- naires	Hakimler Magis- trature	Ordu Armée	P.T.T P.T.T	Muh- tef diver- ses	Meslekler yekünü Total des professions	
Serik	E	3,515	54	181	52	18	2	16	2	49	3,889	3,317
	H	1,669	8	74	4	—	—	—	—	19	1,774	5,902
YEKÜN Total	E	42,392	2,973	2,776	467	903	81	804	33	1,148	51,577	41,635
	H	32,626	742	311	60	16	—	—	—	324	34,079	77,081
Umumi yekün Total général		75,018	3,715	3,087	527	919	81	804	33	1,472	85,656	118,716
VİLİYET : CEBELİBEREKET												
Cebeliberket	E	3,575	248	279	88	118	12	68	60	84	4,532	4,693
	H	139	12	—	6	1	—	—	—	8	166	8,891
Bahçe	E	3,175	64	78	36	49	5	52	37	14	3,510	4,161
	H	446	3	1	2	—	—	—	—	1	453	7,410
Ceyhan	E	8,551	620	612	87	96	12	114	27	423	10,542	9,510
	H	2,336	62	9	15	2	1	—	—	294	2,719	15,712
Dörtıyol	E	2,489	325	359	77	115	5	912	27	105	4,414	4,556
	H	388	86	5	3	1	—	—	—	9	492	7,560
İslâhiye	E	3,569	189	268	63	116	—	109	25	104	4,443	5,106
	H	172	2	—	1	—	—	—	—	2	177	8,647

KADRO II
CADRE

Nüfusun meslekler itibarile inkisamı
Répartition de la population d'après les professions
VİLÂYET : **CEBELİBEREKET** (Mabat - Suite)

KAZALAR Cazas	Cinsiyet Sexes	MESLEKLER — Professions										Mesleksiz veya mesleği meçhul Sans profession ou profession inconnue
		Zirai agri- cotes	Sinai indus- triél- les	Ticari com- merci- ales	Ser- best libé- rales	Memur Fonc- tion- naires	Hakimler Magis- trature	Ordu Armée	P.T.T P.T.T	Muh- telif diver- ses	Meslekler yekûnu Total des professions	
YEKÛN Total	E	21,359	1,446	1,596	351	494	34	1,255	176	730	27,441	28,026
	H	3,481	165	15	27	4	1	—	—	314	4,007	48,220
	K F											
Umumî yekûn Total général		24,840	1,611	1,611	378	498	35	1,255	176	1,044	31,448	76,246
VİLÂYET : İÇEL												
İçel	E	6,816	352	309	57	215	14	58	8	76	7,905	9,228
	H	857	30	40	7	6	—	—	—	39	979	19,306
	K F											
Anamur	E	3,888	245	111	21	76	3	32	1	56	4,433	3,849
	H	3,992	134	3	4	2	1	—	—	51	4,187	5,901
	K F											
Gülнар	E	4,793	132	88	26	58	7	59	3	8	5,174	3,490
	H	3,153	9	18	—	—	1	—	—	3	3,184	7,607
	K F											
Mut	E	3,199	203	99	19	56	2	29	4	14	3,625	3,445
	H	350	76	1	1	1	—	—	—	5	434	8,193
	K F											
YEKÛN Total	E	18,696	932	607	123	405	26	178	16	154	21,137	20,012
	H	8,352	249	62	12	9	2	—	—	98	8,784	41,007
	K F											
Umumî yekûn Total général		27,043	1,181	669	135	414	28	178	16	252	29,921	61,019

KADRO II
CADRE

Nüfusun meslekler itibarile inkisamı
Répartition de la population d'après les professions
VİLAYET : MERSİN

KAZALAR Cazas	Cinsiyet Sexes	MESLEKLER — Professions										Mesleksiz veya mesleği meçhâl Sans profession ou profession inconnue	
		Zirai Agricultures	Sinai industrielles	Ticari commerciales	Serbest libérales	Memur Fonctionnaires	Hakimler Magistrature	Ordu Armée	P. T. T. P. T. T.	Muhelif diverses	Meslekler yekünü Total des professions		
Mersin	Şehir Ville	E	2,380	1,233	1,725	132	225	73	980	75	742	7,565	4,267
		K	198	48	37	45	2	2	—	—	42	374	8,965
	Köyler Villages	E	4,336	115	479	57	8	—	5	1	37	5,038	6,218
		K	1,476	79	108	3	—	—	—	—	9	1,675	11,098
	Yekûn Total	E	6,716	1,348	2,204	189	233	73	985	76	779	12,603	10,485
		K	1,674	127	145	48	2	2	—	—	51	2,049	20,063
Tarsus	Şehir Ville	E	2,537	1,246	1,228	109	135	33	96	21	206	5,611	5,351
		K	404	15	8	29	—	1	—	—	11	468	10,442
	Köyler Villages	E	10,563	562	690	97	40	5	19	76	149	12,201	13,446
		K	4,747	142	315	5	—	1	—	—	158	5,368	21,020
	Yekûn Total	E	13,100	1,808	1,918	206	175	38	115	97	355	17,812	18,797
		K	5,151	157	323	34	—	2	—	—	169	5,836	31,462
YEKÛN Total	E	19,816	3,156	4,122	395	408	111	1,100	173	1,134	30,415	29,282	
	K	6,825	284	468	82	2	4	—	—	220	7,885	51,525	
Umumî yekûn Total général		26,641	3,440	4,590	477	410	115	1,100	173	1,354	38,300	80,807	

Kadro

CADRE

III

NÜFUSUN DİNLER VE MALULİYFTLER İTİBARİLE İNKISAMI

*RÉPARTITION DE LA POPULATION D'APRÈS
LES RELIGIONS — RELEVÉS DES INFIRMITÉR*

C. — AKDENİZ SAHİL VİLÂYETLERİ

VILAYETS DE LA CÔTE DE LA MÉDİTERRANÉE

Adana

Adana

İçel

İtchel

Antalya

Antalya

Mersin

Mersine

Cebelibereket

Djébeli bereket

KADRO III
CADRE

Nüfusun dinler ve maluliyetler itibarıyla tahsisi
Répartition de la population d'après les religions — Relevé des infirmités
VİLAYET: ADANA

KAZALAR Cazas	Cinsiyet Sexes	DİNLER — Religions									MALULİYETLER — Infirmités							
		İslam Mu- sul- mans	Kato- lik Catho- liques	Protis- tan Protes- tants	Orto- doks Ortho- doxes	Erme- ni Arme- niens	Hris- tiyan Chré- tiens	Muse- vi Israé- lites	Sair dinler Autres religions	Dinsiz veya dini meçhul Religion incou- nue ou sans	Malu- liyet- siz Sans infirmité	Kör Aveu- gles	Sağır dilsiz Sourd muets	Topal Estra- piés des jambes	Çolak Man- chots	Kan- bur Bos- sus	Sair maluli- yetler Autres infirmités	
Adana	Şehir Ville	E	38,266	111	18	23	36	7	93	3	4	36,950	159	85	232	168	9	958
		K	33,680	99	34	29	84	20	65	2	3	33,400	182	39	80	23	6	286
	Köyler Villages	E	19,987	4	1	—	—	—	—	—	2	19,325	69	26	115	83	6	370
		K	16,642	2	—	—	—	—	—	—	—	16,466	44	10	30	12	2	80
	Yekûn Total	E	58,253	115	19	23	36	7	93	3	6	56,275	228	111	347	251	15	1,328
		K	50,322	101	34	29	84	20	65	2	3	49,866	226	49	110	35	8	366
Feke	E	5,045	—	—	—	—	—	—	—	—	4,958	26	6	30	—	—	25	
	K	5,450	—	—	—	—	—	—	—	—	5,429	7	3	6	1	—	4	
Kadirli	E	11,884	—	—	—	—	—	1	—	—	11,672	24	16	75	35	—	63	
	K	12,293	—	—	—	—	—	—	—	—	12,203	14	5	35	9	1	26	
Karaisalı	E	18,976	3	2	4	—	—	—	—	—	18,571	37	28	87	85	3	174	
	K	19,593	—	—	—	—	—	—	—	—	19,473	18	9	33	17	3	40	
Kozan	E	13,003	—	—	—	—	—	—	—	—	12,691	24	13	87	65	1	122	
	K	13,683	—	—	—	—	—	—	—	—	13,565	22	7	33	8	1	47	
Saimbeyli	E	8,868	—	—	—	—	—	—	—	—	8,758	14	6	32	23	—	35	
	K	9,698	—	—	—	—	—	—	—	—	9,671	8	0	9	1	—	6	
YEKÛN Total	E	116,029	118	21	27	36	7	94	3	6	112,925	353	150	658	459	19	1,747	
	K	111,039	101	34	29	84	20	65	2	3	110,207	292	79	226	71	13	489	
Umumî yekûn Total général		227,068	219	55	56	120	27	159	5	9	223,132	645	259	884	530	32	2,236	

KADRO III
CADRE

Nüfusun dinler ve maluliyetler itibarile inkısamı
Répartition de la population d'après les religions — Relevé des infirmités
VİLAYET : ANTALYA

KAZALAR Cazas	Cinst- yet Sexes	DİNLER — Religions									MALULİYETLER — Infirmités							
		İslam Mu- sul- mans	Kato- lik Catho- liques	Protis- tan Protes- tants	Orto- doks Ortho- doxes	Erme- ni Armé- niens	Hris- tiyan Chré- tiens	Muse- vi Israé- lites	Sair dinler Autres religions	Dinsiz veya dini meçhul Religion incon- nue ou sans	Maju- liyet- siz Sans infirmité	Kör Aveu- gles	Sagr dilsiz Sourd- muets	Topal Estro- piés des jambes	Çolak Man- chots	Kan- bur Bos- sus	Sair maluli- yetler Autres infirmités	
Antal- ya	Şehir Ville	E	8,274	18	1	2	4	11	19	—	—	8,174	20	14	34	9	3	75
		H	9,007	5	—	—	—	4	19	—	1	8,990	8	4	10	3	1	20
	Köyler Villages	E	9,042	—	—	2	—	—	—	—	—	8,825	17	16	52	26	—	108
		H	9,914	—	1	—	—	—	—	—	—	9,834	12	6	28	5	1	29
	Yekün Total	E	17,316	18	1	4	4	11	19	—	—	16,999	37	30	86	35	3	183
		H	18,921	5	1	—	—	4	19	—	1	18,824	20	10	38	8	2	49
Akseki	E	9,807	—	—	—	—	—	—	—	—	9,521	29	16	64	51	6	120	
	H	14,872	—	—	—	—	—	—	—	—	14,661	37	24	83	12	1	54	
Alâiye	E	15,163	—	—	1	—	3	—	—	—	14,727	47	28	167	87	3	108	
	H	19,275	—	—	—	—	—	—	—	—	19,012	47	21	125	25	1	44	
Elmalı	E	7,418	—	—	—	—	—	—	—	—	7,232	15	10	57	25	2	77	
	H	8,794	—	—	—	—	—	—	—	—	8,698	12	6	51	5	—	22	
Finike	E	7,165	—	—	3	—	—	—	—	—	7,029	14	11	34	22	—	58	
	H	7,945	—	—	—	—	—	—	—	—	7,893	14	2	20	5	3	8	
Kaş	E	9,040	1	—	1	—	—	—	—	—	8,809	20	7	81	28	3	94	
	H	10,821	—	—	—	—	—	—	—	—	10,733	9	4	51	7	1	16	
Korküdeği	E	11,860	—	—	3	—	—	—	—	—	11,736	19	12	37	20	—	39	
	H	13,533	—	—	—	—	—	—	—	—	13,492	13	8	24	2	—	14	
Manavgat	E	8,168	—	—	—	—	—	—	—	—	8,016	13	22	37	30	3	47	
	H	9,273	—	—	—	—	—	—	—	—	9,216	10	2	23	5	—	17	

KADRO III
CADRE

Nüfusun dinler ve maluliyetler itibarıyla inkişafı
Répartition de la population d'après les religions — Relevé des infirmités
VİLİYET : ANTALYA (Mabat - Suite)

KAZALAR Cazas	Cinsiyet sexes	DİNLER — Religions									MALULİYETLER — Infirmités						
		İslam Mu- sul- mans	Kato- lik Catho- liques	Protis- tan Protes- tants	Orto- doks Ortho- doxes	Erme- ni Arme- niens	Hris- tiyan Chré- tiens	Muse- vi Israë- lites	Sair dinler Autres religions	Dinsiz veya dini meçhul Religion incon- nue ou sans	Malu- liyet- siz Sans infirmité	Kör Aveu- gles	Sağır- dilsiz Sourd- mutets	Topal Estru- piés des jambes	Çolak Man- chois	Kan- bur Bos- sus	Sair maluli- yetler Autres infirmités
Serik	E	7,205	1	—	—	—	—	—	—	—	6,980	11	14	74	45	4	78
	H K F	7,676	—	—	—	—	—	—	—	—	7,573	14	9	31	9	1	36
YEKÜN Total	E	93,142	20	1	12	4	14	19	—	—	91,049	205	150	637	343	24	804
	H K F	111,130	5	1	—	—	4	19	—	1	110,102	176	86	449	78	9	260
Umumî yekûn Total général		204,272	25	2	12	4	18	38	—	1	201,151	381	236	1,086	421	33	1,064
VİLİYET CEBELBEREKET																	
Cebelibereket	E	9,222	3	—	—	—	—	—	—	—	9,077	9	5	42	32	—	60
	H K F	9,056	1	—	—	—	—	—	—	—	9,000	8	6	23	4	1	15
Bahçe	E	7,671	—	—	—	—	—	—	—	—	7,499	21	19	54	35	2	41
	H K F	7,863	—	—	—	—	—	—	—	—	7,796	13	15	22	—	1	16
Ceyhan	E	20,049	3	—	—	—	—	—	—	—	19,389	94	37	161	121	7	243
	H K F	18,428	2	—	—	—	1	—	—	—	18,211	61	14	39	20	6	80
Dörtüol	E	8,970	—	—	—	—	—	—	—	—	8,795	17	8	53	33	6	88
	H K F	8,052	—	—	—	—	—	—	—	—	7,977	22	1	20	6	—	26
İslahiye	E	9,517	17	4	6	—	3	1	—	1	9,318	55	19	49	24	4	80
	H K F	8,819	5	—	—	—	—	—	—	—	8,760	28	3	18	3	—	12

KADRO III
CADRE

Nüfusun dinler ve maluliyetler itibarıyla tahsisi
Répartition de la population d'après les religions — Relevé des infirmités
VİLAYET : CEBELİBEREKET (Mabat - Suite)

KAZALAR Cazas	Cinsi- yet Sexes	DİNLER — Religions									MALULİYETLER — Infirmités						
		İslam Mu- sul- mans	Kato- lik Catho- liques	Protis- tan Protes- tants	Orto- doks Ortho- doxes	Erme- ni Arme- niens	Hris- tiyan Chré- tiens	Muse- vi Israe- lites	Sair dinler Autres religions	Dinsiz veya dini meçhul Religion incon- nue ou sans	Malu- liyet- siz Sans infirmité	Kör Aveu- gles	Sağır dilsiz Sourd- muts	Topal Estro- piés des jambes	Çolak Man- chots	Kan- bur Bos- sus	Sair maluli- yetler Autres infirmités
YEKÜN Total	E H K F	55,429	23	4	6	—	3	1	—	1	54,078	196	88	359	245	19	482
		52,218	8	—	—	—	1	—	—	—	51,744	132	39	122	33	8	149
Umümi yekün Total général		107,647	31	4	6	—	4	1	—	1	105,822	328	127	481	278	27	631
VİLAYET : İÇEL																	
İçel	E H K F	17,113	—	—	—	—	—	—	20	—	16,701	37	38	114	93	5	145
		20,284	1	—	—	—	—	—	—	—	20,099	28	32	41	25	2	58
Anamur	E H K F	8,081	—	—	1	—	—	—	200	—	8,126	10	12	52	26	1	55
		10,088	—	—	—	—	—	—	—	—	10,028	8	8	22	7	1	14
Gülnar	E H K F	8,664	—	—	—	—	—	—	—	—	8,458	21	16	46	35	5	83
		10,791	—	—	—	—	—	—	—	—	10,705	27	14	9	13	4	19
Mut	E H K F	7,070	—	—	—	—	—	—	—	—	6,841	27	23	66	45	2	66
		8,627	—	—	—	—	—	—	—	—	8,540	15	8	20	15	—	29
YEKÜN Total	E H K F	40,928	—	—	1	—	—	—	220	—	40,126	95	89	278	199	13	349
		49,790	1	—	—	—	—	—	—	—	49,372	78	62	92	60	7	120
Umumî yekün Total général		90,718	1	—	1	—	—	—	220	—	89,498	173	151	370	259	20	469

KADRO
CADRE **III**

Nüfusun dinler ve maluliyetler itibarıyla tahkimi
Répartition de la population d'après les religions — Relevé des infirmités

VİLAYET : MERSİN

KAZALAR Cazas	Cinsiyet Sexes	DİNLER — Religions									MALULİYETLER — Infirmités							
		İslam Mu- sul- mans	Kato- lik Catho- liques	Protis- tan Protes- tants	Orto- doks Ortho- doxes	Erme- ni Armé- niens	Hris- tiyan Chrét- tiens	Muse- vi Israé- lites	Sair dinler Autres religions	Dinsiz veya dini meçhul Religion incon- nue ou sans	Malu- liyet- siz Sans infirmité	Kör Aveu- gles	Sağır dilsiz Sourd- muets	Topal Estro- piés des jambes	Çolak Man- chots	Kan- bur Bos- sus	Sair maluli- yetler Autres infirmités	
Mersin	Şehir Ville	E	11,309	150	17	202	42	25	70	10	7	11,598	17	14	33	16	5	149
		H	8,770	178	11	233	65	21	51	5	5	9,286	11	6	7	2	1	26
	Köyler Villages	E	11,256	—	—	—	—	—	—	—	—	10,913	30	22	83	63	1	144
		H	12,771	—	1	1	—	—	—	—	—	12,675	26	7	23	6	—	36
	Yekün Total	E	22,565	150	17	202	42	25	70	10	7	22,511	47	36	116	79	6	293
		H	21,541	178	12	234	65	21	51	5	5	21,961	37	13	30	8	1	62
Tarsus	Şehir Ville	E	10,855	18	17	47	5	5	—	—	5	10,670	42	18	56	17	2	157
		H	10,794	16	24	48	15	9	1	—	3	10,813	26	7	16	3	2	43
	Köyler Villages	E	25,641	4	—	—	1	1	—	—	—	24,881	90	50	164	133	7	322
		H	26,388	—	—	—	—	—	—	—	—	26,130	74	18	40	18	4	104
	Yekün Total	E	36,506	22	17	47	6	6	—	—	5	35,551	132	68	220	150	9	479
		H	37,182	16	24	48	15	9	1	—	3	36,943	100	25	56	21	6	147
YEKÜN Total	E	59,071	172	34	249	48	31	70	10	12	58,062	179	104	336	229	15	772	
	H	58,723	194	36	282	80	30	52	5	8	58,904	137	38	86	29	7	209	
Umumi yekun Total général		117,794	366	70	531	128	61	122	15	20	116,966	316	142	422	258	22	981	

Kadro **IV**
CADRE

NÜFUSUN ANA LİSANI İTİBARİLE İNKISAMI

*RÉPARTITION DE LA POPULATION D'APRÈS
LES LANGUES MATERNELLES*

C. — AKDENİZ SAHİL VİLÂYETLERİ

VILAYETS DE LA CÔTE DE LA MÉDITERRANÉE

Adana	<i>Adana</i>	İçel	<i>İtchel</i>
Antalya	<i>Antalya</i>	Mersin	<i>Mersine</i>
Cebelibereket	<i>Djebelibereket</i>		

KADRO
CADRE IV

Nüfusun ana lisanı itibarile inkısamı
Répartition de la population d'après les langues maternelles
VİLÂYET: ADANA

KAZALAR Cazas	Clas- yet Sıras	LİSANLAR — Langues															
		Türk- çe	Rum- ca	Erme- nice	Fran- sızca	İtal- yanca	İngi- lizce	Arap- ça	Acem- ce	Yahu- dice	Çer- kesçe	Kürtçe	Tatar- ca	Arna- vutca	Bul- garca	Sair ve meç- hul lisanlar	
		Tur- que	Grec- que	Armé- nienne	Fran- çaise	Itali- enne	An- glaise	Arabe	Per- sane	Yud- disch	Circas- sienne	Kurde	Tar- tare	Alba- naise	But- gare	Autres ou inconnues	
Adana	E H K F	Sehir Ville	33,242	205	4	34	35	5	3,475	24	30	23	1,126	—	76	17	265
			28,995	213	16	22	27	13	3,603	11	26	4	820	—	57	3	206
	E H K F	Köyler Villages	17,051	—	—	—	—	—	2,330	3	—	39	474	1	3	—	93
			14,313	—	—	—	—	3	2,085	4	—	—	221	—	—	—	18
	E H K F	Yekûn Total	50,293	205	4	34	35	5	5,805	27	30	62	1,600	1	79	17	358
			43,308	213	16	22	27	16	5,688	15	26	4	1,041	—	57	3	224
Feke	E H K F		4,964	—	—	—	—	—	—	—	—	81	—	—	—	—	
			5,365	—	—	—	—	—	—	—	—	—	85	—	—	—	—
Kadirli	E H K F		11,422	—	—	—	—	—	—	—	—	236	224	—	—	—	3
			11,787	1	1	—	—	—	—	—	—	—	90	412	—	—	—
Karaissali	E H K F		18,817	—	—	—	1	1	14	—	—	14	130	—	—	1	7
			19,478	—	—	—	—	—	14	—	—	12	86	—	—	—	3
Kozan	E H K F		12,620	41	—	—	—	—	233	—	—	—	91	1	—	—	17
			13,259	59	—	—	—	—	202	—	—	—	131	1	—	—	31
Saimbeyli	E H K F		7,225	—	—	—	—	—	—	—	—	691	952	—	—	—	—
			7,848	—	—	—	—	—	—	—	—	—	773	1,077	—	—	—
YEKÛN Total	E H K F		105,341	246	4	34	36	6	6,052	27	30	1,084	2,997	2	79	18	385
			101,045	273	17	22	27	16	5,904	15	26	964	2,747	1	57	3	260
Umumi yekûn Total général			206,386	519	21	56	63	22	11,956	42	56	2,043	5,744	3	136	21	645

KADRO
CADRE IV

Nüfusun ana lisanı itibarile inkısamı
Répartition de la population d'après les langues maternelles
VİLİYET : ANTALYA

KAZALAR Cazas	Cins- yet Sexes	LİSANLAR — Langues														
		Türk- çe	Rum- ca	Erme- nice	Fran- sızca	İtal- yanca	İngi- lizce	Arap- ça	Acem- ce	Yahu- dice	Çer- kesçe	Kürtçe	Tatar- ca	Arna- vutca	Bul- garca	Sair ve meç- hul lisanlar
		Tur- que	Grec- que	Armé- nienne	Fran- çaise	Itali- enne	An- glaise	Arabe	Per- sane	Yud- disch	Circas- sienne	Kurde	Tar- tare	Alba- naise	Bul- gare	Autres ou inconnue
Antal- ya	Şehir Ville	E H	8,011	235	—	—	5	—	21	—	16	—	26	—	—	15
		K F	8,688	288	—	—	—	—	8	—	19	—	25	—	—	8
	Köyler Villages	E H	8,982	59	—	—	1	—	2	—	—	—	—	—	—	—
		K F	9,835	79	—	—	—	—	—	—	—	—	—	—	—	1
	Yekûn Total	E H	16,993	294	—	—	6	—	23	—	16	—	26	—	—	15
		K F	18,523	367	—	—	—	—	8	—	19	—	25	—	—	9
Akseki	E H	9,801	1	—	—	—	—	1	—	—	—	4	—	—	—	
	K F	14,866	—	—	—	—	—	—	—	—	—	6	—	—	—	
Alâiye	E H	15,129	1	3	—	—	—	30	—	—	—	4	—	—	—	
	K F	19,275	—	—	—	—	—	—	—	—	—	—	—	—	—	
Elmalı	E H	7,267	85	—	—	—	—	6	—	—	—	47	—	—	13	
	K F	8,644	114	—	—	—	—	2	—	—	—	25	—	—	9	
Finike	E H	7,158	8	—	—	—	—	—	—	—	—	2	—	—	—	
	K F	7,945	—	—	—	—	—	—	—	—	—	—	—	—	—	
Kaş	E H	9,040	1	—	—	1	—	—	—	—	—	—	—	—	—	
	K F	10,821	—	—	—	—	—	—	—	—	—	—	—	—	—	
Korkudeli	E H	11,558	9	—	—	—	—	1	—	—	277	12	8	3	—	
	K F	13,210	11	—	—	—	—	6	—	—	326	—	—	—	—	
Manavgat	E H	8,076	92	—	—	—	—	—	—	—	—	—	—	—	—	
	K F	9,161	112	—	—	—	—	—	—	—	—	—	—	—	—	

KÂDRÖ IV
CADRE

Nüfusun ana lisanı itibarı ile inkişâmı
Répartition de la population d'après les langues maternelles
VİLÂYET : **ANTALYA** (Mabat - Suite)

KAZALAR Cazas	Clas- yet seres	LİSANLAR — Langues														
		Türk çe	Rum- ca	Erme- nice	Fran- sızca	Ital- yanca	İngi- lizce	Arap- ça	Acem- ce	Yahu- dice	Çer- kesçe	Kürtçe	Tatar- ca	Arna- vutca	Bul- garca	Sair ve meç- hul lisanlar
		Tur- que	Grec- que	Armé- nienne	Fran- çaise	Itali- enne	An- glaise	Arabe	Per- sane	Yud- disch	Circas- sienne	Kurde	Tar- tare	Alba- naise	Bul- gare	Autres ou- inconnues
Serik	E H K F	7,084	120	—	—	—	—	1	—	—	—	—	—	—	—	1
		7,567	109	—	—	—	—	—	—	—	—	—	—	—	—	—
YEKÛN Total	E H K F	92,106	611	3	—	7	—	62	—	16	277	95	—	3	3	29
		110,012	713	—	—	—	—	16	—	19	326	56	—	—	—	18
Umumi yekûn Total général		202,118	1,324	3	—	7	—	78	—	35	603	151	—	3	3	47

VİLÂYET : **CEBELİBEREKET**

Cebelibereket	E H K F	9,166	1	—	—	3	—	23	—	—	—	31	—	—	—	1
		8,997	—	—	—	—	—	27	—	—	—	33	—	—	—	—
Bahçe	E H K F	7,665	—	—	—	—	—	1	—	—	2	3	—	—	—	—
		7,860	—	—	—	—	—	—	—	—	2	—	—	—	—	1
Ceyhan	E H K F	18,018	6	—	2	2	—	494	6	—	227	918	29	117	9	224
		16,871	5	—	2	—	—	354	—	—	206	703	33	83	—	174
Dört Yol	E H K F	8,305	453	—	—	—	—	110	—	—	2	17	—	82	—	1
		7,677	176	—	—	—	—	101	—	—	—	8	—	95	—	—
İslahiye	E H K F	6,592	—	—	—	11	—	96	1	1	84	2,774	—	12	5	23
		6,025	—	—	—	1	—	41	—	—	26	2,729	—	—	—	2

KADRO IV
CADRE

Nüfusun ana lisanı itibarıyla inkısaam
Répartition de la population d'après les langues maternelles
VİLAYET : CEBELİBEREKET (Mabat - Suite)

KAZALAR Cazas	Cinsiyet Sexes	LİSANLAR — Langues														
		Türkçe	Rumca	Ermenice	Fransızca	İtalyanca	İngilizce	Arapça	Aceince	Yahudice	Çerkesçe	Kürtçe	Tatarca	Arnavutca	Bulgarca	Sair ve meçhul lisaneler
		Turque	Grecque	Arménienne	Française	Italienne	Anglaise	Arabe	Per-sane	Yud-disch	Circas-sienne	Kurde	Tar-tare	Alba-naise	Bul-gare	Autres ou inconnues
YEKÜN Total	E	49,746	460	—	2	16	—	724	7	1	265	3,743	29	211	14	249
	H	47,430	181	—	2	1	—	523	—	—	254	3,468	33	178	—	177
Umumî yekün Total général	K	97,176	641	—	4	17	—	1,247	7	1	499	7,211	62	389	14	426
	F															

VİLAYET : İÇEL

İçel	E	17,096	—	—	—	—	—	18	—	—	—	—	—	—	—	—	19
	H	20,283	1	—	—	1	—	—	—	—	—	—	—	—	—	—	—
Anamur	E	8,229	22	—	—	—	—	31	—	—	—	—	—	—	—	—	—
	H	10,058	30	—	—	—	—	—	—	—	—	—	—	—	—	—	—
Gülner	E	8,652	—	—	—	—	—	12	—	—	—	—	—	—	—	—	—
	H	10,791	—	—	—	—	—	—	—	—	—	—	—	—	—	—	—
Mut	E	7,070	—	—	—	—	—	—	—	—	—	—	—	—	—	—	—
	H	8,622	—	—	—	—	—	—	—	—	—	5	—	—	—	—	—
YEKÜN Total	E	41,047	22	—	—	—	—	12	49	—	—	—	—	—	—	—	19
	H	49,754	31	—	—	1	—	—	—	—	—	5	—	—	—	—	—
Umumî yekün Total général	K	90 801	53	—	—	1	12	49	—	—	—	5	—	—	—	—	19
	F																

KADRO
CADRE **IV**

Nüfusun ana lisanı itibarı ile inkısamı
Répartition de la population d'après les langues maternelles
VİLAYET: **MERSİN**

KAZALAR Cazas	Clas- yet seres	LİSANLAR — Langues															
		Türk- çe	Rum- ca	Erme- nice	Fran- sızca	İtal- yanca	İngi- lizce	Arap- ça	Acem- ce	Yahu- dice	Çer- kesçe	Kürtçe	Tatar- ca	Arna- vutca	Bul- garca	Sair ve me- hul lisanlar	
		Tur- que	Grec- que	Armé- nienne	Fran- çaise	Itali- enne	An- glaise	Arabe	Per- sane	Yud- disch	Circas- sienne	Kurde	Tar- tare	Alba- naise	Bul- gare	Autres ou inconnues	
Mersin	Şehir Ville	E	8,667	436	1	22	53	10	2,377	5	43	10	153	—	15	3	37
		H	6,286	406	2	20	30	4	2,408	6	34	1	112	—	15	—	15
	Köyler Villages	K	10,357	13	—	1	—	—	846	—	—	14	25	—	—	—	—
		F	11,677	7	—	—	—	—	1,062	—	—	18	9	—	—	—	—
	Yekûn Total	E	19,024	449	1	23	53	10	3,223	5	43	24	178	—	15	3	37
		H	17,963	413	2	20	30	4	3,470	6	34	19	121	—	15	—	15
Tarsus	Şehir Ville	E	9,855	303	5	3	5	4	735	19	—	—	19	—	6	1	7
		H	9,768	350	2	—	—	2	758	6	—	—	18	—	5	—	1
	Köyler Villages	K	23,005	45	—	—	—	—	2,334	2	—	66	164	—	2	—	29
		F	24,029	51	6	—	—	—	2,141	—	—	82	71	—	—	—	8
	Yekûn Total	E	32,860	348	5	3	5	4	3,069	21	—	66	183	—	8	1	36
		H	33,797	401	8	—	—	2	2,899	6	—	82	89	—	5	—	9
YEKÛN Total	E	51,884	797	6	26	58	14	6,292	26	43	90	361	—	23	4	73	
	H	51,760	814	10	20	30	6	6,369	12	34	101	210	—	20	—	24	
Umumi yekûn Total général		103,644	1,611	16	46	88	20	12,661	38	77	191	571	—	43	4	97	

Kadro V

CADRE

NÜFUSUN TABİİYET İTİBARİLE İNKISAMI

RÉPARTITION DE LA POPULATION D'APRÈS
LES PAYS DE NATIONALITÉ

C. — AKDENİZ SAHİL VİLÂYETLERİ

VILAYETS DE LA CÔTE DE LA MÉDITERRANÉE

Adana

Adana

İçel

İtchel

Antalya

Antalya

Mersin

Mersine

Cebelibereket

Djébeli bereket

KADRO
CADRE V

Nüfusun tabiiyet itibarile inkısamı
Répartition de la population d'après les pays de nationalité
VİLÂYET : ADANA

KAZALAR Cazas	Cinsiyet Sexes	Türkiye	Efganistan	Mısır	Irak	İran	Suriye	Sair Afrika Asya memleketleri	Almanya	Arnavutluk	İngiltere	Avusturya	Belçika	Bulgaristan	Fransa	Yunanistan	Macaristan	İtalya	Lehistan	Romanya	Rusya	Sırbistan	Sair Avrupa memleketleri	Amerika	Meçhul	
		Turquie	Afghanistan	Egypte	Irak	Persie	Syrie	Autres pays d'Afrique et d'Asie	Allemagne	Albanie	Angleterre	Autriche	Belgique	Bulgarie	France	Grèce	Hongrie	Italie	Pologne	Roumanie	Russie	Serbie	Autres pays d'Europe	Amerique	Inconnu	
Adana	Şehir Ville	E H K F	38,254	4	1	—	103	31	2	12	—	6	9	—	15	32	1	18	48	—	3	7	3	5	5	2
		K F	33,826	—	—	—	42	48	—	3	—	4	5	2	3	13	5	8	33	—	4	—	4	2	10	4
	Köyler Villages	E H K F	19,919	—	1	—	54	8	—	1	—	1	1	—	—	2	—	3	—	—	—	—	—	—	—	4
		K F	16,627	—	3	4	3	5	—	2	—	—	—	—	—	—	—	—	—	—	—	—	—	—	—	—
Yekün Total	E H K F	58,173	4	2	—	157	39	2	13	—	7	10	—	15	34	1	21	48	—	3	7	3	5	5	6	
	K F	50,453	—	3	4	45	53	—	5	—	4	5	2	3	13	5	8	33	—	4	—	4	2	10	4	
Sair kazalar Autres cazas	E H K F	57,717	1	—	—	54	—	—	1	—	—	1	—	—	—	—	2	1	—	—	—	2	2	—	5	
	K F	60,649	—	—	—	67	—	—	—	—	—	—	—	—	—	—	—	—	—	—	—	—	—	—	1	
YEKÜN Total	E H K F	115,890	5	2	—	211	39	2	14	—	7	11	—	15	34	1	23	49	—	3	7	5	7	5	11	
	K F	111,102	—	3	4	112	53	—	5	—	4	5	2	3	13	5	8	33	—	4	—	4	2	10	5	
Umumi yekün Total général	E H K F	226,992	5	5	4	323	92	2	19	—	11	16	2	18	47	6	31	82	—	7	7	9	9	15	16	

VİLÂYET : ANTALYA

Antalya	Şehir Ville	E H K F	8,297	—	—	—	—	—	4	—	—	3	—	—	4	—	3	15	1	—	1	—	—	—	1	
		K F	9,029	—	—	—	—	—	—	—	—	—	—	—	—	—	1	3	—	1	—	—	—	1	—	1
	Köyler Villages	E H K F	9,042	—	—	—	—	—	—	—	—	—	—	—	—	—	—	—	2	—	—	—	—	—	—	—
		K F	9,912	—	—	—	—	—	—	1	—	—	—	—	—	—	—	—	—	—	—	—	—	—	—	2
Yekün Total	E H K F	17,339	—	—	—	—	—	—	4	—	—	3	—	—	4	—	3	17	1	—	1	—	—	—	1	
	K F	18,941	—	—	—	—	—	—	1	—	—	—	—	—	—	1	3	—	1	—	—	—	1	—	3	

KADRO
CADRE V

Nüfusun tabiiyet itibarı ile inkişası
Répartition de la population d'après les pays de nationalité
VİLÂYET : ANTALYA (Mabat - Suite)

KAZALAR Cazas	Cinsiyet Sexes	Türkiye	Efganistan	Mısır	Irak	İran	Suriye	Sair Afrika Asya memleketleri	Almanya	Arnavutluk	İngiltere	Avusturya	Belçika	Bulgaristan	Fransa	Yunanistan	Macaristan	İtalya	Lehistan	Romanya	Rusya	Sirbisistan	Sair avrupa memleketleri	Amerika	Meçhul
		Turquie	Afghanistan	Egypte	Irak	Persie	Syrie	Autres pays d'Afrique et d'Asie	Allemagne	Albanie	Angleterre	Autriche	Belgique	Bulgarie	France	Grèce	Hongrie	Italie	Pologne	Roumanie	Russie	Serbie	Autres pays d'Europe	Amerique	Inconnu
Sair kazalar Autres cazas	E H K F	75,822	—	—	—	1	—	—	—	—	—	—	—	3	—	1	1	6	—	—	—	2	—	—	3
	E H K F	92,198	—	—	—	6	—	—	—	—	—	—	—	—	—	—	—	—	—	—	—	1	—	—	4
YEKÛN Total	E H K F	93,161	—	—	—	1	—	—	4	—	—	3	—	3	4	1	4	23	1	—	1	2	—	—	4
	E H K F	111,139	—	—	—	6	—	—	1	—	—	—	—	—	—	1	3	—	1	—	—	1	1	—	7
Umumî yekûn Total général		204,300	—	—	—	7	—	—	5	—	—	3	—	3	4	2	7	23	2	—	1	3	1	—	11
VİLÂYET : CEBELİBEREKET																									
Cebeliberket	E H K F	9,225	—	—	—	—	—	—	—	—	—	—	—	—	—	—	—	—	—	—	—	—	—	—	—
	E H K F	9,057	—	—	—	—	—	—	—	—	—	—	—	—	—	—	—	—	—	—	—	—	—	—	—
Sair kazalar Autres cazas	E H K F	46,145	3	15	—	13	5	—	2	—	—	—	—	6	27	—	2	13	—	—	—	6	5	—	—
	E H K F	43,163	—	—	—	2	—	—	—	—	—	—	—	—	5	—	—	—	—	—	—	—	—	—	—
YEKÛN Total	E H K F	55,370	3	15	—	13	5	—	2	—	—	—	—	6	27	—	2	13	—	—	—	6	5	—	—
	E H K F	52,220	—	—	—	2	—	—	—	—	—	—	—	—	5	—	—	—	—	—	—	—	—	—	—
Umumî yekûn Total général		107,590	3	15	—	15	5	—	2	—	—	—	—	6	32	—	2	13	—	—	—	6	5	—	—

KADRO V
CADRE

Nüfusun tabiiyet itibarile inkisamı
Répartition de la population d'après les pays de nationalité
VİLAYET : İÇEL

KAZALAR Cazas	Cinsiyet Sexes	Türkiye	Efganistan	Mısır	Irak	İran	Suriye	Sair Afrika Asya memleketleri	Almanya	Arnavutluk	İngiltere	Avusturya	Belçika	Bulgaristan	Fransa	Yunanistan	Macaristan	İtalya	Lehistan	Romanya	Rusya	Sırbistan	Sair Avrupa memleketleri	Amerika	Mecul
		Turquie	Afghanistan	Egypte	Irak	Persie	Syrie	Autres pays d'Afrique et d'Asie	Allemagne	Albanie	Angleterre	Autriche	Belgique	Bulgarie	France	Grèce	Hongrie	Italie	Pologne	Roumanie	Russie	Serbie	Autres pays d'Europe	Amerique	Inconnu
İçel	E	17,118	—	—	—	—	—	—	—	—	—	—	—	—	15	—	—	—	—	—	—	—	—	—	—
	K	20,284	—	—	—	—	—	—	—	—	—	—	—	—	—	—	—	1	—	—	—	—	—	—	—
Sair kazalar 'Autres cazas'	E	23,977	—	12	—	—	—	—	—	—	—	—	—	—	8	—	—	—	—	—	—	—	—	—	19
	K	29,506	—	—	—	—	—	—	—	—	—	—	—	—	—	—	—	—	—	—	—	—	—	—	—
YEKÜN Total	E	41,095	—	12	—	—	—	—	—	—	—	—	—	—	23	—	—	—	—	—	—	—	—	—	19
	K	49,790	—	—	—	—	—	—	—	—	—	—	—	—	—	—	—	1	—	—	—	—	—	—	—
Umumi yekün Total général	E	90,885	—	12	—	—	—	—	—	—	—	—	—	—	23	—	—	1	—	—	—	—	—	—	19
	K																								


VİLAYET : MERSİN

Mersin	Cinsiyet Sexes	Sehir	Vilâyet	Köyler	Villages	Yekün	Total	Türkiye	Efganistan	Mısır	Irak	İran	Suriye	Sair Afrika Asya memleketleri	Almanya	Arnavutluk	İngiltere	Avusturya	Belçika	Bulgaristan	Fransa	Yunanistan	Macaristan	İtalya	Lehistan	Romanya	Rusya	Sırbistan	Sair Avrupa memleketleri	Amerika	Mecul	
		Şehir	Vilâyet	Köyler	Villages	Yekün	Total	Turquie	Afghanistan	Egypte	Irak	Persie	Syrie	Autres pays d'Afrique et d'Asie	Allemagne	Albanie	Angleterre	Autriche	Belgique	Bulgarie	France	Grèce	Hongrie	Italie	Pologne	Roumanie	Russie	Serbie	Autres pays d'Europe	Amerique	Inconnu	
Şehir	E	12,484	3	2	1	15	190	2	13	—	11	3	—	3	12	9	5	59	—	2	3	2	13	—	—	—	—	—	—	—	—	
	K	9,080	—	—	—	11	161	—	7	—	6	1	—	—	8	9	—	38	—	3	1	7	6	1	—	—	—	—	—	—	—	—
Köyler	E	11,251	—	—	—	1	—	—	—	—	4	—	—	—	—	—	—	—	—	—	—	—	—	—	—	—	—	—	—	—	—	—
	K	12,767	—	—	—	6	—	—	—	—	—	—	—	—	—	—	—	—	—	—	—	—	—	—	—	—	—	—	—	—	—	—
Yekün	E	22,735	3	2	1	15	191	2	13	—	15	3	—	3	12	9	5	59	—	2	3	2	13	—	—	—	—	—	—	—	—	
	K	21,847	—	—	—	11	167	—	7	—	6	1	—	—	8	9	—	38	—	3	1	7	6	1	—	—	—	—	—	—	—	—

KADRO
CADRE V

Nüfusun tabiiyet itibarile inkısamı
Répartition de la population d'après les pays de nationalité
VİLAYET : MERSİN (Mabat - Suite)

KAZALAR Cazas	Cinsiyet Sexes	Türkiye	El-ganistan	Mısır	İrak	İran	Suriye	Sair Afrika Asya memleketleri	Almanya	Arnavutluk	İngiltere	Avusturya	Belçika	Bulgaristan	Fransa	Yunanistan	Macaristan	İtalya	Lehistan	Romanya	Rusya	Sırbistan	Sair avrupa memleketleri	Amerika	Meçhul	
		Turquie	Afganistan	Egypte	Irak	Persie	Syrie	Autres pays d'Afrique et d'Asie	Allemagne	Albanie	Angleterre	Autriche	Belgique	Bulgarie	France	Grèce	Hongrie	Italie	Pologne	Roumanie	Russie	Serbie	Autres pays d'Europe	Amerique	Inconnu	
Tarsus	Şehir Ville	E H K F	10,855	1	1	—	50	36	—	1	—	1	—	—	1	2	4	—	5	—	—	—	—	2	3	—
		K F	10,842	—	—	—	28	35	—	—	—	—	—	—	—	1	2	—	—	—	—	—	—	—	2	—
	Köyler Villages	E H K F	25,639	1	—	—	3	2	—	—	—	—	—	—	—	—	1	—	—	—	—	—	—	—	—	1
		K F	26,388	—	—	—	—	—	—	—	—	—	—	—	—	—	—	—	—	—	—	—	—	—	—	—
Yekûn Total	E H K F	36,494	2	1	—	53	38	—	1	—	1	—	—	1	2	5	—	5	—	—	—	—	—	2	3	1
	K F	37,230	—	—	—	28	35	—	—	—	—	—	—	—	1	2	—	—	—	—	—	—	—	2	—	
YEKÛN Total	E H K F	59,229	5	3	1	68	229	2	14	—	16	3	—	4	14	14	5	64	—	2	3	2	15	3	1	
	K F	59,077	—	—	—	39	202	—	7	—	6	1	—	—	9	11	—	38	—	3	1	7	6	3	—	
Ümumi yekûn Total général		118,306	5	3	1	107	431	2	21	—	22	4	—	4	23	25	5	102	—	5	4	9	21	6	1	



Kadro

CADRE

VI

NÜFUSUN MAHALİ TEVELLÛT İTİBARİLE İNKISAMI

*RÉPARTITION DE LA POPULATION D'APRÈS
LES PAYS DE NAISSANCE*

C. — AKDENİZ SAHİL VİLÂYETLERİ

VILAYETS DE LA CÔTE DE LA MÉDITERRANÉE

Adana	<i>Adana</i>	İçel	<i>İtchel</i>
Antalya	<i>Antalya</i>	Mersin	<i>Mersine</i>
Cebelibereket	<i>Djébelibereket</i>		

KADRO
CADRE **VI**

Nüfusun mahali tevellüt itibarile inkisamı
Répartition de la population d'après les pays de naissance
VİLAYET : ADANA

KAZALAR Cazas	Clas- yet Sexes	Türki-ye	Ef- ga- nis- tan	Mi- sır	Irak	İran	Su- ri- ye	Sair Afrika Asya mem- leket- leri	Al- ma- nya	Ar- na- vut- luk	In- gil- tere	A- vus- tur- ya	Bel- ca	Bul- gar- tan	Frans- sa	Yu- na- nis- tan	Ma- ca- ris- tan	İtal- ya	Le- his- tan	Ro- man- ya	Rus- ya	Sir- bis- tan	Sair avrupa mem- leket- leri	A- me- ri- ka	Meç- hul		
		Tur- quie	Af- gha- nis- tan	E- gyp- te	Irak	Per- se	Sy- rie	Autres pays d'Afrique et d'Asie	Al- le- ma- gne	Al- ba- nie	An- gle- terre	Au- tri- che	Bel- gi- que	Bul- garie	France	Grè- ce	Hon- grie	Ita- lie	Pol- o- gne	Rou- ma- nie	Rus- sie	Ser- bie	Autres pays d'Eu- rope	A- mé- ri- que	In- con- nu		
Adana	Şehir Ville	E	37,579	16	15	3	178	97	167	14	4	2	2	1	38	49	185	20	20	—	15	53	66	8	6	23	
		K	33,394	4	13	2	24	120	79	6	3	2	1	3	22	2	178	7	10	—	11	35	47	3	10	40	
	Köyler Villages	E	19,821	2	5	—	71	29	36	1	1	—	1	—	1	2	4	3	—	—	2	6	—	—	—	—	9
		K	16,554	—	6	—	3	53	10	2	1	—	—	—	—	—	7	—	1	—	—	1	—	—	—	—	6
Yekûn Total	E	57,400	18	20	3	249	126	203	15	5	2	3	1	39	51	189	23	20	—	17	59	66	8	6	32		
	K	49,948	4	19	2	27	173	89	8	4	2	1	3	22	2	185	7	11	—	11	36	47	3	10	46		
Feke	E	5,045	—	—	—	—	—	—	—	—	—	—	—	—	—	—	—	—	—	—	—	—	—	—	—	—	
	K	5,450	—	—	—	—	—	—	—	—	—	—	—	—	—	—	—	—	—	—	—	—	—	—	—	—	
Kadirli	E	11,778	1	—	—	—	—	2	—	—	—	1	—	34	—	11	1	—	—	16	37	—	—	—	—	4	
	K	12,237	13	1	1	—	—	—	—	—	—	—	—	—	—	—	—	—	—	—	24	—	—	—	—	17	
Karaisalı	E	18,945	—	—	—	5	1	3	1	—	—	1	—	8	—	1	1	1	—	1	9	1	2	—	—	5	
	K	19,577	—	—	—	1	—	—	—	—	—	—	—	5	—	1	—	—	—	—	3	—	—	—	—	6	
Kozan	E	12,852	—	—	—	2	17	2	—	—	—	—	—	2	31	84	—	—	—	—	1	—	—	—	—	12	
	K	13,534	—	—	—	2	1	19	—	—	—	—	—	4	24	74	—	—	—	—	2	1	—	—	—	22	
Saimbeyli	E	8,678	—	—	—	—	—	—	—	—	—	—	—	3	—	—	—	—	—	—	38	3	—	—	—	146	
	K	9,646	—	—	—	—	—	—	—	—	—	—	—	—	—	—	—	—	—	—	52	—	—	—	—	—	
YEKÜN Total	E	114,698	19	20	3	256	144	210	16	5	2	5	1	86	82	285	25	21	—	34	144	70	10	6	199		
	K	110,392	17	20	3	30	174	108	8	4	2	1	3	31	26	260	7	11	—	11	117	48	3	10	91		
Umumi yekûn Total général		225,090	36	40	6	286	318	318	24	9	4	6	4	117	108	545	32	32	—	45	261	118	13	16	290		

KAZALAR Cazas	Cinsiyet Sexes	Türkiye	Efganistan	Mısır	Irak	İran	Suriye	Sair Afrika ve Asya memleketleri	Almanya	Arnavutluk	İngiltere	Avusturya	Belçika	Bulgaristan	Fransa	Yunanistan	Macaristan	İtalya	Lehistan	Romanya	Rusya	Sırbistan	Sair Avrupa memleketleri	Amerika	Mechul		
		Turquie	Afghanistan	Egypte	Irak	Persie	Syrie	Autres pays d'Afrique et d'Asie	Allemagne	Albanie	Angleterre	Autriche	Belgique	Bulgarie	France	Grèce	Hongrie	Italie	Pologne	Roumanie	Russie	Serbie	Autres pays d'Europe	Amerique	Inconnu		
Antalya	Şehir Ville	E	8,131	—	3	—	—	2	129	3	—	—	2	—	5	—	22	3	10	2	3	8	3	—	—	3	
		K	8,860	—	—	—	—	—	—	129	—	1	—	—	—	6	—	18	3	4	—	3	2	5	—	—	5
	Köyler Villages	E	9,030	—	—	—	2	—	9	—	—	—	—	—	1	—	—	—	1	—	—	—	—	—	—	—	1
		K	9,902	—	—	—	7	—	3	1	—	—	—	—	—	—	—	—	—	—	—	—	—	—	—	—	2
Yekün Total	E	17,161	—	3	—	2	2	138	3	—	—	2	—	6	—	22	3	11	2	3	8	3	—	—	—	4	
	K	18,762	—	—	—	7	—	132	1	1	—	—	—	6	—	18	3	4	—	3	2	5	—	—	—	7	
Akseki	E	9,806	—	—	—	—	—	—	—	—	—	—	—	1	—	—	—	—	—	—	—	—	—	—	—	—	
	K	14,868	—	—	—	—	—	—	—	—	—	—	—	1	—	—	—	—	—	—	1	—	—	—	—	2	
Alaiye	E	15,150	—	1	—	—	—	12	—	—	—	—	—	1	—	—	—	—	—	1	—	2	—	—	—	—	
	K	19,250	—	—	—	—	—	17	—	—	—	—	—	2	—	3	—	—	—	—	2	1	—	—	—	—	
Elmalı	E	7,225	—	—	—	3	—	—	—	—	—	—	—	14	—	158	—	—	—	—	—	17	—	—	—	1	
	K	8,620	—	—	—	4	—	—	—	—	—	—	—	5	—	158	—	—	—	—	—	7	—	—	—	—	
Finike	E	7,126	—	—	—	22	—	—	—	—	—	—	—	1	—	11	—	6	—	—	—	1	—	—	—	1	
	K	7,924	—	—	—	12	—	—	—	—	—	—	—	—	1	6	—	1	—	—	1	—	—	—	—	—	
Kaş	E	9,034	—	—	—	—	—	2	—	—	—	—	—	—	—	1	—	2	—	—	—	—	—	—	—	3	
	K	10,818	—	—	—	—	—	2	—	—	—	—	—	—	—	—	—	—	—	—	—	—	—	—	—	1	
Korkudeli	E	11,833	—	1	—	—	—	1	—	—	—	—	—	3	—	—	—	—	—	—	25	—	—	—	—	—	
	K	13,494	—	—	—	—	—	—	—	—	—	—	—	1	—	—	—	—	—	—	58	—	—	—	—	—	
Manavgat	E	8,164	—	—	—	—	—	4	—	—	—	—	—	—	—	—	—	—	—	—	—	—	—	—	—	—	
	K	9,272	—	—	—	—	—	—	—	—	—	—	—	—	—	—	—	—	—	—	—	—	—	—	—	1	

KADRO VI
CADRE

Nüfusun mahallî tevellüt itibarı ile inkişafı
Répartition de la population d'après les pays de naissance
VİLÂYET ANTALYA (Mabat - Suite)

KAZALAR Casas	Clas- yet	Türki-	Ef-	Mı-	İrak	İran	Su-	Sair	Al-	Ar-	İn-	A-	Bel-	Bul-	Fran-	Yu-	Ma-	İtal-	Le-	Ro-	Rus-	Sır-	Sair	A-	Mec		
		ye	gan-	sır			ri-	Afrika	ma-	na-	gil-	vus-	çika	gar-	sa	na-	ca-	ya	his-	man-	ya	bis-	avrupa	me-	hul		
	Sexes	Tur-	Af-	E-	İrak	Per-	Sy-	Autres	Al-	Al-	An-	Au-	Bel-	Bul-	Fran-	Grè-	Hon-	Ita-	Pol-	Rou-	Rus-	Ser-	Autres	A-	In-		
		quie	gha-	gypte		se	rie	pays	le-	ba-	gle-	tri-	gi-	gar-	cc	ce	grie	lie	ogne	man-	sie	bie	pays	mé-	con-		
			nistan					d'Afrique	ma-	nie	ter-	che	que	rie						nie		d'Eu-	ri-	nu			
			tan					et d'Asie	gne		re											rope	que				
Serik	E	7,195	—	—	—	—	—	7	—	—	—	—	—	—	—	3	1	—	—	—	—	—	—	—	—		
	H	7,662	—	—	—	—	—	6	—	—	—	—	—	—	—	7	—	—	—	—	—	—	—	—	1		
YEKÛN Total	E	92,694	—	5	—	27	2	164	3	—	—	2	—	26	—	195	4	19	2	4	33	23	—	—	9		
	H	110,670	—	—	—	23	—	157	1	1	—	—	—	15	1	192	3	5	—	3	64	13	—	—	12		
Umumî yekûn Total général	K	203,364	—	5	—	50	2	321	4	1	—	2	—	41	1	387	7	24	2	7	97	36	—	—	21		
	F																										
VİLÂYET : CEBELİBEREKET																											
Cebelibereket	E	8,922	—	—	—	7	—	—	—	—	—	—	—	137	—	5	—	3	—	2	149	—	—	—	—		
	H	8,638	—	10	—	1	—	—	—	—	1	—	—	200	3	21	—	1	—	67	115	—	—	—	—		
Bahçe	E	7,607	—	—	—	—	3	—	—	—	—	—	—	24	—	23	—	—	—	5	4	2	—	—	3		
	H	7,765	—	—	—	—	16	1	—	—	—	—	—	30	—	30	—	—	—	3	8	8	—	2	—		
Ceyhan	E	18,508	4	45	—	59	61	3	—	—	4	2	—	701	9	211	—	18	—	46	283	92	—	—	6		
	H	17,115	1	1	1	9	24	7	—	—	—	—	—	692	5	150	—	2	—	48	284	86	—	—	6		
Dört Yol	E	8,675	—	3	3	3	27	—	—	—	1	—	—	15	—	216	—	—	—	2	18	6	1	—	—		
	H	7,720	—	14	—	—	2	—	—	1	6	—	—	9	6	253	—	—	—	1	6	20	—	2	12		
İslahiye	E	9,368	—	1	2	3	1	8	2	—	—	—	—	32	2	3	2	9	—	79	24	6	6	—	1		
	H	8,818	—	—	—	—	1	—	—	—	—	—	—	2	—	—	1	—	—	—	1	1	—	—	—		

KADRO VI
CADRE

Nüfusun mahallî tevellüt itibarile inkişası
Répartition de la population d'après les pays de naissance
VİLÂYET · CEBELİBEREKET (Mabat - Suite)

KAZALAR Cazas	Classi- yet Sexes	Türki-ye	Ei- ga- nis- tan	Mı- sır	İrak	İran	Su- ri- ye	Sair Afrika Asya mем- leket- leri	Al- ma- nya	Ar- na- vut- luk	In- gil- tere	A- vus- tur- ya	Bel- çika	Bul- gar- istan	Frans- sa	Yu- na- nis- tan	Ma- ca- ris- tan	İtal- ya	Le- his- tan	Ro- man- ya	Rus- ya	Sir- bis- tan	Sair avrupa mem- leket- leri	A- me- ri- ka	Meç- hul
		Tur- quie	Af- gha- nis- tan	E- gyp- te	İrak	Per- se	Sy- rie	Autres pays d'Afrique et d'Asie	Al- le- ma- gne	Al- ba- nie	Ang- le- terre	Au- tri- che	Bel- gi- que	Bul- gar- ie	France	Grè- ce	Hon- grie	Ita- lie	Pol- ogne	Rou- man- ie	Rus- sie	Ser- bie	Autres pays d'Eu- rope	A- mè- ri- que	In- con- nu
YEKÜN Total	E H K F	53,080	4	49	5	72	92	11	2	—	5	2	—	909	11	458	2	30	—	134	478	106	7	—	10
	K F	50,056	1	25	1	10	43	8	—	1	7	—	—	933	14	454	1	3	—	119	414	115	—	4	18
Umumî yekün Total général		103,136	5	74	6	82	135	19	2	1	12	2	—	1,842	25	912	3	33	—	253	892	221	7	4	28

VİLÂYET: İÇEL

İçel	E H K F																								
		17,101	—	—	—	—	—	—	—	—	—	—	—	—	—	—	—	—	—	—	—	—	—	—	—
20,190	—	—	—	—	—	—	—	—	—	—	—	—	—	—	—	—	—	—	—	—	—	—	—	—	—
Anamur	E H K F	8,264	—	1	—	—	—	—	—	—	—	—	—	—	—	—	—	—	—	—	—	—	—	—	—
	K F	10,059	—	—	—	—	—	—	—	—	—	—	—	—	—	—	—	—	—	—	—	—	—	—	—
Gülner	E H K F	8,657	—	—	—	—	—	—	—	—	—	—	—	—	—	—	—	—	—	—	—	—	—	—	—
	K F	10,791	—	—	—	—	—	—	—	—	—	—	—	—	—	—	—	—	—	—	—	—	—	—	—
Mut	E H K F	7,062	—	—	—	—	—	—	—	—	—	—	—	—	—	—	—	—	—	—	—	—	—	—	—
	K F	8,620	—	—	—	—	—	—	—	—	—	—	—	—	—	—	—	—	—	—	—	—	—	—	—
YEKÜN Total	E H K F	41,084	—	1	—	—	—	—	—	—	—	—	—	—	—	—	—	—	—	—	—	—	—	—	—
	K F	49,660	—	—	—	—	—	—	—	—	—	—	—	—	—	—	—	—	—	—	—	—	—	—	—
Umumî yekün Total général		90,744	—	1	—	—	—	—	—	—	—	—	—	—	—	—	—	—	—	—	—	—	—	—	—

KADRO VI
CADRE

Nüfusun mahali tevelliüt itibarile inkısamı
Répartition de la population d'après les pays de naissance
VİLAYET : MERSİN

KAZALAR Cazas	Cinsiyet Sexes	Türkiye	Ef- ganis- tan	Mı- sır	Irak	İran	Su- riye	Sair Afrika Asya mem- leket- leri	Al- ma- nya	Ar- na- vut- luk	İn- gil- tere	A- vus- tur- ya	Bel- çika	Bul- garis- tan	Fran- sa	Yu- na- nis- tan	Ma- ca- ris- tan	İtal- ya	Le- his- tan	Ro- man- ya	Rus- ya	Sır- bis- tan	Sair avrupa mem- leket- leri	A- me- rika	Meç- hul		
		Tur- quie	Af- gha- nis- tan	E- gyp- te	Irak	Per- se	Sy- rie	Autres pays d'Afrique et d'Asie	Al- le- ma- gne	Al- ba- nie	An- gle- terre	Au- tri- che	Bel- gi- que	Bul- garie	Fran- ce	Grè- ce	İlon- grie	İtal- lie	Pol- ogne	Rou- man- ie	Rus- sie	Ser- bie	Autres pays d'Eu- rope	A- mé- ri- que	In- con- nu		
Mersin	Şehir Ville	E H K F	11,163	8	14	2	15	94	340	11	2	10	3	—	11	3	63	5	33	1	2	25	8	5	—	14	
		K F	8,858	1	7	5	4	73	263	3	—	1	1	—	2	3	61	1	18	—	5	15	9	1	1	7	
	Köyler Villages	E H K F	11,169	—	—	—	2	4	47	—	—	—	—	—	—	1	7	—	—	—	—	5	2	—	—	—	19
		K F	12,741	—	—	—	—	2	19	—	—	—	—	—	—	—	6	—	—	—	—	3	—	—	—	—	2
	Yekün Total	E H K F	22,332	8	14	2	17	98	387	11	2	10	3	—	11	4	70	5	33	1	2	30	10	5	—	—	33
		K F	21,599	1	7	5	4	75	282	3	—	1	1	—	2	3	67	1	18	—	5	18	9	1	1	9	
Tarsus	Şehir Ville	E H K F	10,578	47	5	—	48	12	133	1	—	1	—	1	5	2	92	—	7	—	—	10	10	1	4	5	
		K F	10,646	7	—	1	8	17	103	—	—	—	—	—	3	1	102	—	—	—	—	5	8	1	2	6	
	Köyler Villages	E H K F	25,480	7	2	—	9	26	22	—	—	—	—	—	1	1	9	—	—	—	—	15	2	—	—	—	73
		K F	26,287	—	—	1	—	19	4	—	—	—	—	—	—	—	5	—	—	—	—	20	—	—	—	—	52
	Yekün Total	E H K F	36,058	54	7	—	57	38	155	1	—	1	—	1	6	3	101	—	7	—	—	25	12	1	4	—	78
		K F	36,933	7	—	2	8	36	107	—	—	—	—	—	3	1	107	—	—	—	—	25	8	1	2	—	58
YEKÜN Total	E H K F	58,390	62	21	2	74	136	542	12	2	11	3	1	17	7	171	5	40	1	2	55	22	6	4	—	111	
	K F	58,532	8	7	7	12	111	389	3	—	1	1	—	5	4	174	1	18	—	5	43	17	2	3	—	67	
Umumi yekün Total général		116,922	70	28	9	86	247	931	15	2	12	4	1	22	11	345	6	58	1	7	98	39	8	7	—	178	

Kadro I

CADRE

NÜFUSUN HALİMEDENİ, YAŞ GRUPLARI VE TAHSİL İTİBARİLE İNKISAMI

RÉPARTITION DE LA POPULATION D'APRÈS L'ÉTAT CIVIL,
LES GROUPES D'AGES ET L'INSTRUCTION

D. — ŞARKİ VE CENUBİ ŞARKİ ANADOLU VİLÂYETLERİ

VİLÂYETS DE L'ANATOLIE ORIENTALE ET DE L'ANATOLIE DU SUD-EST

Bayazıt	<i>Bayazit</i>	Kars	<i>Kars</i>
Bitlis	<i>Bitlis</i>	Malatya	<i>Malatya</i>
Diyarbakır	<i>Diyarbakir</i>	Maraş	<i>Marache</i>
Elâziz	<i>Elaziz</i>	Mardin	<i>Mardine</i>
Erzincan	<i>Erzindjan</i>	Siirt	<i>Siirt</i>
Erzurum	<i>Erzouroum</i>	Şebinkarahisar	<i>Chebinkarahissar</i>
Gaziyıntap	<i>Gaziayintap</i>	Urfa	<i>Ourfa</i>
Gümüşane	<i>Gumuchané</i>	Van	<i>Van</i>
Hakâri	<i>Hakari</i>		

KADRO I
CADRE

Nüfusun halimedeni, yaş grupları ve tahsil itibarile inkısamı
Répartition de la population d'après l'état civil, les groupes d'âges et l'instruction
VİLİYET : BAYAZIT

KAZALAR Cazas	Cinsi- yet Sexes	Nüfusu mevcu- de Population présente	HALİMEDENİ Etat civil					YAŞ GRUPLARI — Groupes d'âges										Okumak bilen ve bilmeyen Sachant lire	
			Bekâr Céli- ba- taires	Evli Ma- riés	Dul Veufs	Boş Di- vor- cés	Meç- hul Incon- nu	1 Ya- şından küçük Moins de 1 an	1 ^{ve} 2 ^{et}	3-6	7-12	13-19	20-45	46-60	61-70	71 ^{ve} et +	yaşı meç- hul Age incon- nu	Bilen Oui	Bilme- yen Non
Bayazıt	E	11,027	6,075	4 802	139	7	4	555	850	1,583	1,178	1,290	4,308	759	409	100	5	565	10,462
	H K F	9,463	4,313	4,362	772	16	—	516	734	1,397	926	781	3,919	776	277	133	4	38	9,425
Diyadin	E	6,173	3,637	2,444	82	—	10	159	648	1,082	842	516	2,113	454	246	100	13	203	5,970
	H K F	5,678	2,801	2,460	402	1	14	144	527	875	567	530	2,355	429	160	78	13	3	5,675
Eleşkirt	E	4,621	2,569	1,947	95	8	2	291	347	694	588	601	1,377	411	208	91	13	120	4,501
	H K F	4,308	2,005	1,974	313	1	15	281	302	548	420	410	1,753	385	153	47	9	1	4,307
Igdır	E	13,384	7,628	5,502	243	8	3	422	1,274	2,048	2,197	1,090	4,641	1,073	434	194	11	356	13,028
	H K F	11,825	5,317	5,363	1,110	19	16	334	1,146	1,636	1,180	1,109	5,072	882	318	177	11	17	11,808
Karaköse	E	13,382	6,505	6,721	136	18	2	369	709	1,425	1,251	792	7,804	606	260	149	17	1,058	12,324
	H K F	7,946	3,627	3,608	702	6	3	293	547	1,267	897	848	3,086	598	222	187	1	14	7,932
Tuzluca (Kulp)	E	5,349	3,244	1,975	120	10	—	241	543	893	910	464	1,522	469	214	93	—	107	5,242
	H K F	5,178	2,465	2,255	438	20	—	181	493	740	630	457	1,988	481	130	78	—	2	5,176
Tutak	E	3,241	1,743	1,447	48	1	2	188	270	551	329	334	1,128	281	133	27	—	175	3,066
	H K F	3,011	1,355	1,465	191	—	—	153	244	444	278	266	1,30	225	68	27	3	6	3,005
YEKÜN Total	E	57,177	31,401	24,838	863	52	23	2,225	4,641	8,276	7,295	5,077	22,893	4,053	1,904	754	59	2,584	54,593
	H K F	47,409	21,883	21,487	3,928	63	48	1,902	3,993	6,907	4,898	4,401	19,436	3,776	1,328	727	41	81	47,328
Umumi yekün Total général		104,586	53,284	46,325	4,791	115	71	4,127	8,634	15,183	12,193	9,478	42,329	7,829	3,232	1,481	100	2,665	101,921

KADRO 1
CADRE

Nüfusun halimedeni, yaş grupları ve tahsil itibarı ile inkişası
Répartition de la population d'après l'état civil, les groupes d'âges et l'instruction
VİLİYET : BİTLİS

KAZALAR Cazas	Cinsiyet Sexes	Nüfusun mevcudünde Population présente	HALİMEDENİ Etat civil					YAŞ GRUPLARI — Groupes d'âges										Okumak bilen ve bilmeyen Sachant lire	
			Bekâr Célibataires	Evli Mariés	Dul Veufs	Boş Divorcés	Mec-hul Inconnu	1 Ya-sından küçük Moins de 1 an	1 ^{ve} et 2	3-6	7-12	13-19	20-45	46-60	61-70	71 ^{ve} et +	yaşı meç-hul Age Incon-nu	Bilen Oui	Bilme-yen Non
Bitlis	E H K F	11,386	5,772	5,445	103	9	57	624	971	1,461	777	1,008	5,450	788	214	78	15	503	10,883
		8,369	3,650	3,859	834	21	5	442	769	1,337	636	687	3,539	633	211	105	10	6	8,363
Ahlât	E H K F	4,290	2,446	1,789	54	1	—	315	542	717	404	392	1,248	423	186	55	8	280	4,010
		3,669	1,785	1,650	229	5	—	183	402	636	269	208	1,567	269	93	39	3	7	3,662
Bulanık	E H K F	2,665	1,615	1,026	24	—	—	159	360	490	318	189	763	240	110	12	24	8	2,657
		2,632	1,254	1,203	170	—	5	108	267	441	249	145	1,075	222	68	38	19	—	2,632
Hizan	E H K F	4,186	2,562	1,565	53	2	4	77	574	909	533	504	1,365	320	87	16	1	67	4,119
		4,222	1,842	1,898	474	8	—	34	465	692	452	277	1,778	379	100	45	—	7	4,215
Meleskirt	E H K F	3,765	2,176	1,552	34	1	2	232	407	675	338	317	1,397	285	82	30	2	122	3,643
		3,201	1,455	1,462	281	3	—	193	307	544	217	192	1,401	219	80	48	—	4	3,197
Muş	E H K F	11,100	6,127	4,801	162	5	5	502	1,226	1,885	1,106	973	4,068	914	295	128	3	409	10,691
		10,399	4,598	4,956	834	11	—	448	1,010	1,714	838	751	4,664	661	208	105	—	15	10,384
Mutki	E H K F	5,361	3,317	1,938	102	3	1	161	558	1,154	733	369	1,777	430	122	53	4	46	5,315
		5,564	2,994	2,080	490	—	—	158	479	1,057	824	433	2,058	407	98	50	—	—	5,564
Vartu	E H K F	4,790	2,606	2,099	80	5	—	208	612	790	433	420	1,625	436	180	82	2	139	4,651
		5,032	2,158	2,352	511	8	3	182	510	820	262	334	2,224	421	191	86	2	—	5,032
YEKÜN Total	E H K F	47,543	26,621	20,215	612	26	69	2,278	5,250	8,081	4,642	3,972	17,693	3,838	1,276	454	59	1,574	45,969
		43,088	19,736	19,460	3,823	56	13	1,748	4,209	7,241	3,747	3,027	18,306	3,211	1,049	516	34	39	43,049
Ümumî yekün Total général		90,631	46,357	39,675	4,435	82	82	4,026	9,459	15,322	8,389	6,999	35,999	7,049	2,325	970	93	1,613	89,018

KADRO I
CADRE

Nüfusun halimedeni, yaş grupları ve tahsil itibarıyla inkısa
Répartition de la population d'après l'état civil, les groupes d'âges et l'instruction
VİLAYET : DİYARBEKİR

KAZALAR Cazas	Clas- yet Sexes	Nufusu mevcu- de Population présente	HALİMEDENİ - Etat civil					YAŞ GRUPLARI — Groupes d'âges											Okumak bilen ve bilmeyen Sachant lire	
			Bekâr Céli- ba- taires	Evli Ma- riés.	Dü Veufs	Boş Di- vor- cés	Meç- hul Incon- nu	1 Ya- şın- dan küçük Moins de 1 an	1 ^{ve} et 2	3-6	7-12	13-19	20-45	46-60	61-70	71 ^{ve} et +	yaşı meç- hul Age incon- nu	Bilen Oui	Bilme- yen Non	
Diyar bekir	Şehir Ville	E H K F	17,655	8,542	8,910	175	26	2	630	852	1,140	1,179	2,327	9,893	1,184	334	107	9	3,701	13,954
		K F	13,054	4,842	5,663	2,399	150	—	454	738	1,035	943	1,815	6,247	1,306	333	177	6	912	12,142
	Köyler Villages	E H K F	32,893	18,113	13,543	462	25	6	1,439	3,999	4,351	3,619	4,184	10,841	2,168	1,088	402	58	345	31,804
		K F	35,089	14,035	15,809	4,378	120	3	1,023	3,195	4,051	2,282	3,435	16,001	3,045	882	412	19	24	34,321
Yokun Total	E H K F	50,548	26,655	22,453	637	51	8	2,069	4,851	5,491	4,798	6,511	20,734	3,352	1,422	509	67	4,046	45,758	
		48,143	18,877	21,472	6,777	270	3	1,477	3,933	5,086	3,225	5,250	22,248	4,351	1,215	589	25	936	46,463	
Çermik	E H K F	8,024	4,515	3,345	70	9	1	419	1,020	1,074	1,067	1,181	2,388	469	240	66	16	343	7,597	
		9,284	3,666	4,028	1,408	84	2	312	799	982	628	1,007	4,349	846	179	80	6	15	9,173	
Ergani Maden	E H K F	8,994	5,174	3,657	120	11	2	565	962	1,349	1,000	1,290	2,780	598	305	111	4	230	8,734	
		9,841	4,069	4,367	1,285	55	—	418	773	1,213	705	1,015	4,422	858	246	113	3	3	9,773	
Kalp	E H K F	5,286	3,245	1,966	68	7	—	99	812	868	634	766	1,584	365	112	45	1	142	5,144	
		5,946	2,728	2,430	769	19	—	85	615	868	525	611	2,551	528	108	54	1	—	5,946	
Lice	E H K F	11,367	6,001	5,211	146	6	3	560	1,109	1,263	1,175	1,449	4,728	597	316	126	44	464	10,903	
		10,191	4,325	4,206	1,634	26	—	373	862	1,138	648	1,198	4,535	993	280	145	13	14	10,177	
Silvan	E H K F	13,168	6,987	5,769	180	2	1	410	1,416	2,023	1,707	1,623	4,032	1,036	484	186	22	418	12,521	
		13,524	5,337	6,201	1,833	24	—	395	1,081	1,728	1,078	1,280	5,795	1,329	424	258	27	15	13,380	

KADRO I
CADRE

Nüfusun halimedeni, yaş grupları ve tahsil itibarıyla inkısamı
Répartition de la population d'après l'état civil, les groupes d'âges et l'instruction
VİLÂYET : DİYARBEKİR (Mabat - Suite)

KAZALAR Cazas	Cinsiyet Sexes	Nüfusu mevcude Population présente	HALİMEDENİ Etat civil					YAŞ GRUPLARI — Groupes d'âges										Okunak bilen ve bilmeyen Sachant lire		
			Bekâr Célibataires	Evlî Mariés	Dul Veufs	Boş Divorcés	Meçhul Inconnu	1 Yaşından küçük Moins de 1 an	1 ve 2	3-6	7-12	13-19	20-45	46-60	61-70	71 ve et +	Yaşı meçhul Age inconnu	Bilen Oui	Bilmeyen Non	
YEKÜN Total	E	97,387	52,577	42,401	1,221	86	15	4,122	10,170	12,068	10,381	12,820	36,246	6,417	2,879	1,043	154	5,643	90,657	
	K	96,929	39,002	42,704	13,706	478	5	3,060	8,063	11,015	6,809	10,361	43,900	8,921	2,452	1,239	75	983	94,912	
Umumî yekün Total général	F	194,316	91,579	85,105	14,927	564	20	7,182	18,233	23,083	17,190	23,181	80,146	15,338	5,331	2,282	229	6,626	185,569	
VİLÂYET : ELÂZİZ																				
Elâziz	Şehir Ville	E	11,037	5,128	5,760	126	18	5	377	609	817	1,025	1,448	5,476	873	347	122	3	2,739	8,298
	K	9,015	3,698	3,716	1,520	81	—	258	573	858	753	1,235	3,820	1,032	306	173	7	462	8,553	
	Köyler Villages	E	27,847	16,040	11,310	448	45	4	1,622	3,173	3,480	3,481	4,233	8,253	2,060	1,104	408	33	2,434	25,413
	K	31,315	12,707	13,226	5,177	204	1	2,006	3,305	2,315	4,420	3,615	13,331	931	451	33	908	116	31,199	
Yekün Total	E	38,884	21,168	17,070	574	63	9	1,999	3,782	4,297	4,506	5,681	13,729	2,873	1,451	530	36	5,173	33,711	
	K	40,330	16,405	16,942	6,697	285	1	2,264	3,878	3,173	5,173	4,850	17,151	1,963	757	206	915	578	39,752	
Baskil	E	5,949	1,176	4,726	45	1	1	110	966	801	954	916	1,605	294	226	76	1	159	5,790	
	K	6,856	3,749	2,659	423	23	2	44	732	715	674	813	3,012	656	133	77	—	—	6,856	
Çapakçur	E	5,453	2,878	2,516	53	4	2	201	417	804	629	612	2,063	449	173	91	14	147	5,306	
	K	4,942	2,104	2,244	591	3	—	216	310	720	503	384	2,168	277	289	67	8	—	4,942	
Çemişkezek	E	5,967	3,542	2,311	109	5	—	278	857	835	745	814	1,686	472	211	63	6	774	5,193	
	K	7,713	3,141	3,053	1,429	90	—	140	617	763	673	1,100	3,196	830	218	168	8	75	7,638	

(*) Vilâyet merkezinin köylerinde 744 erkek 744 kadın, (çermik) kazasında 84 erkek 96 kadın, (Ergani Madeni) kazasında 30 erkek 65 kadın, (Silvan) kazasında 229 erkek 129 kadın, nüfus hakkında taşnife muktazi taşsili malûmat elde edilmediği için bu ve müteakip kadrolardaki inkısamılarına dahil edilmemişlerdir.

(*) Y compris un certain nombre d'habitants qui ne figurent pas dans la répartition par groupes, les renseignements nécessaires à l'ordre classification n'ayant pu être réunis. Leur total s'élève: pour les villages de (Diyarbakir) à 744 hommes et 744 femmes, pour le caza de (Tchermik) à 84 hommes et 96 femmes, pour le caza de (Ergani) Maden 30 hommes et 65 femmes, pour le caza de (Silvan) 229 hommes et 129 femmes.

KADRO
CADRE I

Nüfusun halimedeni, yaş grupları ve tahsil itibarile inkısamı
Répartition de la population d'après l'état civil, les groupes d'âges et l'instruction
VİLAYET : ELÂZİZ (Mabat - Suite)

KAZALAR Cazas	Cinsiyet Sexes	Nüfusu mevcudede Population présente	HALİMEDENİ Etat civil					YAŞ GRUPLARI — Groupes d'âges										Okumak bilen ve bilmeyen Sachant lire	
			Bekâr Célibataires	Evli Mariés	Dul Veufs	Boş Divorcés	Mec-hul Inconnu	1 Ya-sından küçük Moins de 1 an	1 ^{ve} et ²	3-6	7-12	13-19	20-45	46-60	61-70	71 ^{ve} et ⁺	yaşı mec-hul Age inconnu	Bilen Oui	Bilme-yen Non
Genç	E	1,941	1,374	565	2	—	—	88	185	313	133	214	879	84	31	12	2	68	1,873
	K	1,718	769	669	278	2	—	71	130	288	132	211	698	142	26	20	—	—	1,718
Hozat	E	5,415	2,821	2,490	128	6	—	140	470	788	588	498	2,092	542	227	98	2	175	5,270
	K	5,042	2,301	2,305	429	7	—	92	301	720	714	504	1,974	529	142	66	—	23	5,019
Keban	E	1,472	917	531	23	1	—	86	157	197	186	258	404	108	58	18	—	158	1,314
	K	1,884	858	714	307	5	—	76	138	186	129	284	780	196	58	37	—	21	1,863
Mazkirt	E	8,018	4,214	3,663	137	3	1	333	849	1,274	1,048	710	2,362	820	449	163	12	186	7,832
	K	7,819	3,396	3,870	538	9	6	253	572	1,098	730	806	3,353	671	214	104	18	—	7,819
Maden	E	4,973	2,902	1,984	75	10	2	237	618	543	455	933	1,652	338	142	49	6	311	4,662
	K	5,046	2,235	2,029	718	45	1	149	434	583	422	672	2,132	472	125	55	2	38	5,008
Ovacık	E	2,687	944	1,164	59	—	—	56	127	283	205	82	844	328	167	75	—	50	2,117
	K	2,640	784	1,154	162	—	—	23	79	271	235	157	984	261	62	27	1	1	2,099
Palu	E	17,108	9,353	7,464	266	5	20	659	1,521	2,905	2,250	1,683	5,819	1,330	663	239	39	364	16,744
	K	17,898	8,082	7,707	2,092	15	2	484	1,355	2,507	1,607	1,673	8,005	1,652	414	180	21	5	17,893
Pertek	E	6,822	3,755	2,921	142	2	2	319	699	964	847	699	2,243	689	254	96	12	451	6,371
	K	7,170	3,306	3,118	731	11	4	227	540	1,004	774	796	2,939	663	142	67	18	23	7,147
YEKÜN Total	E	104,719	55,044	47,405	1,613	100	37	4,506	10,648	14,004	12,514	13,100	35,378	8,327	4,052	1,510	130	8,016	96,183
	K	109,058	47,148	46,464	14,395	495	16	4,039	9,086	12,028	11,766	12,250	46,392	8,312	2,580	1,074	991	764	107,754
Umumiyekün Total général		213,777	102,192	93,869	16,008	595	53	8,545	19,734	26,032	24,310	25,350	81,770	16,639	6,632	2,584	1,121	8,780	203,937

(*) Ovacık kazasında 520 erkek ve 540 kadın nüfusu hakkında tasnife muktazi tafsili malûmat elde edilmediğinden bu ve müteakip tablolarındaki inkısamlara dahil edilmemişlerdir.

(*) Y compris 520 hommes et 540 femmes qui ne figurent pas dans les répartitions par groupes, les renseignements nécessaires à leur classification n'ayant pu être réunis.

KADRO I
CADRE

Nüfusun halimedeni, yaş grupları ve tahsil itibarı ile inkişası
Répartition de la population d'après l'état civil, les groupes d'âges et l'instruction
VİLAYET : ERZİNCAN

KAZALAR Cazas	Cinsiyet Sexes	Nüfusu mevcud Population présente	HALİMEDENİ Etat civil						YAŞ GRUPLARI — Groupes d'âges										Okumak bilen ve bilmeyen Sachant lire	
			Bekâr Célibataires	Evli Mariés	Dul Veufs	Boş Divorcés	Meçhul Inconnus	1 Yaşından küçük Moins de 1 an	1 ^{ve} 2 ^{et}	3-6	7-12	13-19	20-45	46-60	61-70	71 ^{ve} et +	Yaşı meçhul Age inconnu	Bilen Oui	Bilme yen Non	
Erzincan	E H K F	9,606	4,136	5,384	65	21	—	373	401	618	647	1,312	5,214	647	261	74	59	2,529	7,077	
	Şehir Ville	6,486	2,642	2,728	1,071	45	—	299	352	600	530	942	2,683	711	257	110	2	715	5,771	
	E H K F	16,955	9,818	6,931	200	5	1	1,298	1,679	2,521	2,360	2,109	4,600	1,294	770	304	20	1,318	15,637	
	Köyler Villages	18,880	8,217	8,391	2,220	52	—	826	1,415	2,264	1,842	2,241	7,608	1,702	612	358	19	120	18,760	
Yekûn Total	E H K F	26,561	13,954	12,315	265	26	1	1,671	2,080	3,139	3,007	3,421	9,814	1,941	1,031	378	79	3,847	22,714	
	E H K F	25,366	10,859	11,119	3,291	97	—	1,125	1,767	2,864	2,372	3,183	10,291	2,413	869	468	14	835	24,531	
Kuruçay	E H K F	3,885	2,248	1,574	61	2	—	323	570	462	446	675	878	320	121	73	17	226	3,659	
	E H K F	5,298	2,076	2,346	831	44	1	210	444	553	390	726	2,135	538	175	121	6	21	5,277	
Kemah	E H K F	5,864	3,271	2,501	85	7	—	492	798	695	583	829	1,592	572	218	80	5	966	4,898	
	E H K F	7,587	2,887	3,427	1,213	57	3	332	649	813	536	927	3,058	833	273	164	2	136	7,451	
Kığı	E H K F	13,197	7,602	5,207	378	3	7	740	1,434	2,404	1,577	1,225	3,306	1,575	645	259	32	52	13,145	
	E H K F	13,341	5,970	6,656	695	20	—	625	1,159	2,070	1,090	1,011	5,624	1,178	382	192	10	30	13,311	
Nazımiye	E H K F	3,273	1,670	1,551	50	2	—	183	161	542	480	239	1,166	261	154	87	—	168	3,105	
	E H K F	3,121	1,539	1,376	196	10	—	143	183	416	437	396	1,070	299	107	69	1	5	3,116	
Plomer	E H K F	4,944	2,772	2,082	78	7	5	92	190	461	1,515	393	698	820	495	264	16	233	4,711	
	E H K F	5,629	2,697	2,463	458	11	—	243	425	811	691	473	2,306	445	150	72	13	—	5,629	
Refahiye	E H K F	6,587	3,560	2,952	71	4	—	587	829	818	716	995	1,815	537	174	113	3	545	6,042	
	E H K F	7,672	3,120	3,639	891	18	4	435	666	879	494	1,042	3,118	758	189	88	3	42	7,630	
YEKÛN Total	E H K F	64,311	35,077	28,182	988	51	13	4,088	6,062	8,521	8,324	7,777	19,269	6,026	2,838	1,254	152	6,037	58,274	
	E H K F	68,014	29,148	31,026	7,575	257	8	3,113	5,293	8,406	6,010	7,758	27,602	6,464	2,145	1,174	49	1,069	66,945	
Umumi yekûn Total général		132,325	64,225	59,208	8,563	308	21	7,201	11,355	16,927	14,334	15,535	46,871	12,490	4,983	2,428	201	7,106	125,219	

KADRO I
CADRE

Nüfusun halimedeni, yaş grupları ve tahsil itibarı ile inkısamı
Répartition de la population d'après l'état civil, les groupes d'âges et l'instruction
VİLAYET: ERZURUM

KAZALAR Cazas	Cinsiyet Sexes	Nüfus mevcudatı Population présente	HALİMEDENİ Etat civil					YAŞ GRUPLARI — Groupes d'âges											Okumak bilen ve bilmeyen Sachant lire	
			Bekâr Célibataires	Evli Mariés	Dul Veufs	Boş Divorcés	Meçhul Inconnus	1 Yaşından küçük Moins de 1 an	1 ve 2	3-6	7-12	13-19	20-45	46-60	61-70	71 ve +	Yaşı meçhul Âge inconnu	Bilen Oui	Bilmeyen Non	
																				Bilen Oui
Erzurum	Şehir Ville	E H K F	16,559	8,247	8,079	206	20	7	776	879	1,311	1,430	2,585	6,841	1,876	665	190	6	4,933	11,626
		E H K F	14,898	5,986	6,509	2,297	106	—	702	819	1,371	1,215	1,969	5,909	1,996	601	314	2	910	13,988
	Köyler Villages	E H K F	23,371	13,198	9,880	280	12	1	1,608	1,849	3,000	2,831	3,651	6,474	2,326	1,160	451	21	1,153	22,218
		E H K F	23,305	10,339	10,378	2,525	54	10	1,351	1,550	2,673	2,101	2,825	8,665	2,604	980	532	25	33	23,273
Yekûn Total	E H K F	39,930	21,445	17,959	486	32	8	2,384	2,728	4,311	4,261	6,236	13,315	4,202	1,825	641	27	6,086	33,844	
	E H K F	38,204	16,325	16,887	4,822	160	10	2,053	2,369	4,044	3,316	4,794	14,574	4,600	1,581	846	27	943	37,261	
Hınıs	E H K F	E H K F	11,428	6,832	4,451	136	5	4	457	1,419	2,167	1,458	1,036	3,206	938	538	186	23	262	11,166
		E H K F	11,343	5,477	5,099	742	16	9	357	1,244	1,879	1,126	817	4,445	968	315	175	17	3	11,340
İspir	E H K F	E H K F	13,732	7,334	6,177	185	18	18	699	1,561	1,391	1,537	1,981	4,621	1,150	488	261	43	93	13,639
		E H K F	19,099	7,644	8,578	2,761	114	2	584	1,616	1,920	1,538	2,444	7,984	2,149	528	305	31	—	19,099
Oltı	E H K F	E H K F	18,417	10,413	7,743	231	13	17	939	1,469	2,315	2,413	3,051	5,485	1,694	692	284	75	671	17,746
		E H K F	18,579	8,728	8,125	1,688	25	13	795	1,297	2,309	2,048	2,504	6,889	1,694	621	348	74	21	18,558
Pasinler	E H K F	E H K F	17,404	9,523	7,642	232	2	5	666	1,730	2,644	2,135	2,140	4,772	1,741	1,157	400	19	720	16,684
		E H K F	17,163	7,560	8,103	1,484	12	4	549	1,383	2,375	1,594	1,582	6,743	1,893	708	324	12	44	17,119
Tercan	E H K F	E H K F	16,343	9,109	7,024	200	10	—	838	1,752	2,697	2,141	1,825	4,477	1,607	642	342	22	515	15,828
		E H K F	17,537	7,994	8,029	1,482	32	—	649	1,578	2,563	1,688	1,723	6,857	1,648	500	317	14	12	17,525
Tortum	E H K F	E H K F	14,995	7,996	6,821	172	5	1	1,034	1,160	1,959	1,534	2,546	4,425	1,358	648	303	28	666	14,329
		E H K F	16,252	6,630	7,752	1,811	54	5	789	884	1,904	1,340	1,967	6,550	1,741	724	325	28	105	16,147
YEKÛN Total	E H K F	E H K F	132,249	72,652	57,817	1,642	85	53	7,017	11,819	17,484	15,479	18,815	40,301	12,690	5,990	2,417	237	9,013	123,236
		E H K F	138,177	60,358	62,573	14,790	413	43	5,776	10,371	16,994	12,650	15,831	54,042	14,693	4,977	2,640	203	1,128	137,049
Umumî yekûn Total général			270,426	133,010	120,390	16,432	498	96	12,793	22,190	34,478	28,129	34,646	94,343	27,383	10,967	5,057	440	10,141	260,285

Nüfusun halimedeni, yaş grupları ve tahsil itibarı ile inkişanı
Répartition de la population d'après l'état civil, les groupes d'âges et l'instruction
VİLİYET : **GAZİAYINTAP**

KADRO I
CADRE

KAZALAR Cazas	Cinsiyet Sexes	Nüfusu mevcude Population présente	HALİMEDENİ Etat civil					YAŞ GRUPLARI — Groupes d'âges										Okumak bilen ve bilmeyen Sachant. Ille		
			Bekâr Célibataires	Evli Mariés	Dul Veufs	Boş Divorcés	Meçhul Inconnus	1 Yaşından küçük Moins de 1 an	1 ^{ve} 2	3-6	7-12	13-19	20-45	46-60	61-70	71 ^{ve} et +	yaşı meçhul Age inconnu	Bilen Oui	Bilmeyen Non	
Gaziayıntap	Şehir Ville	E H	19,835	11,392	8,094	294	47	8	1,191	1,693	2,393	2,192	2,871	6,419	1,927	813	325	11	3,770	16,065
		K F	20,163	8,594	8,791	2,628	134	15	819	1,324	2,361	1,842	2,883	7,514	2,133	785	491	11	961	19,202
	Köyler Villages	E H	24,177	13,772	9,866	501	34	4	1,482	2,376	3,699	2,800	2,665	7,455	2,260	1,011	417	12	522	23,655
		K F	25,223	11,250	11,007	2,891	68	7	1,062	2,005	3,199	2,121	2,863	9,897	2,677	942	451	6	11	25,212
	Yekûn Total	E H	44,012	25,164	17,960	795	81	12	2,673	4,069	6,092	4,992	5,536	13,874	4,187	1,824	742	23	4,292	39,720
		K F	45,386	19,844	19,798	5,519	202	23	1,881	3,329	5,560	3,963	5,746	17,411	4,810	1,727	942	17	972	44,414
Bisni	Şehir Ville	E H	14,673	9,026	5,364	216	21	46	899	1,789	2,231	2,064	1,740	4,056	1,062	620	199	13	747	13,926
		K F	16,447	7,227	6,581	2,559	77	3	437	1,053	2,064	1,517	2,077	6,836	1,621	595	232	15	36	16,411
	Köyler Villages	E H	11,477	6,399	4,854	180	37	7	732	929	1,307	1,115	1,548	3,990	1,166	498	187	5	1,723	9,754
K F		11,191	4,888	4,898	1,343	61	1	371	660	1,248	1,011	1,625	4,396	1,184	400	288	8	535	10,656	
Kilis	Şehir Ville	E H	11,620	6,386	4,929	288	14	3	569	1,098	1,752	1,279	1,196	3,805	1,208	495	182	36	220	11,400
		K F	12,239	5,607	5,375	1,236	18	3	460	851	1,653	1,153	1,356	4,933	1,231	392	201	9	7	12,232
	Yekûn Total	E H	23,097	12,785	9,783	468	51	10	1,301	2,027	3,059	2,394	2,744	7,795	2,374	993	369	41	1,943	21,154
K F		23,430	10,495	10,273	2,579	79	4	831	1,511	2,901	2,164	2,981	9,329	2,415	792	489	17	542	22,888	
Nezîp	Şehir Ville	E H	24,125	14,463	9,202	365	42	53	1,050	2,912	3,782	2,961	2,529	7,668	1,935	866	373	51	1,193	22,932
		K F	24,592	11,355	10,525	2,610	88	14	602	2,122	3,145	2,299	2,976	10,104	2,298	718	303	25	180	24,412
YEKÛN Total	Şehir Ville	E H	105,907	61,438	42,309	1,844	195	121	5,923	10,797	15,164	12,411	12,549	33,391	9,558	4,303	1,683	128	8,175	97,732
		K F	109,855	48,921	47,177	13,267	446	44	3,751	8,015	13,670	9,943	13,780	43,680	11,144	3,832	1,966	74	1,730	108,125
Umumî yekûn Total général			215,762	110,359	89,486	15,111	641	165	9,674	18,812	28,834	22,354	26,329	77,071	20,702	8,135	3,649	202	9,905	205,857

KAZALAR Cazas	Cinsiyet Sexes	Nüfusu mevcu- de Population présente	HALİMEDENİ Etat civil					YAŞ GRUPLARI — Groupes d'âges											Okumak bilen ve bilmeyen Sachant lire	
			Bekâr Céli- ba- taires	Evli Ma- riés	Dul Veufs	Beş Di- vor- cés	Meç- hul Incon- nu	1 Ya- şın- dan küçük Motas de 1 an	1 ^{ve} et ²	3-6	7-12	13-19	20-45	46-60	61-70	71 ^{ve} et ⁺	yaşı meç- hul Age incon- nu	Bilen Oui	Bilme- yen Non	
Gümüşane	E H	10,981	6,179	4,670	119	6	7	559	1,300	1,463	1,403	1,723	3,021	991	374	127	20	794	10,187	
	K F	12,678	5,241	5,736	1,665	19	17	371	1,099	1,604	1,032	1,789	4,940	1,313	354	146	30	36	12,642	
Bayburt	E H	23,407	13,148	9,992	244	12	11	1,417	2,758	3,310	2,716	3,324	6,581	1,961	930	372	38	1,531	21,876	
	K F	25,563	11,255	11,627	2,590	80	11	1,051	2,341	3,365	1,922	3,334	10,072	2,471	678	276	53	33	25,530	
Kilkit	F E	9,085	4,877	4,113	92	3	—	740	1,364	1,113	868	1,234	2,533	834	282	115	2	368	8,717	
	H K	10,080	4,195	4,902	967	13	3	439	1,011	1,386	619	1,194	4,155	971	211	93	1	17	10,063	
Şiran	E H	5,685	3,205	2,398	75	6	1	599	778	687	534	858	1,504	472	173	72	8	348	5,337	
	K F	6,785	2,821	3,139	807	18	—	391	648	824	442	759	2,839	667	161	48	6	50	6,735	
Turol	E H	8,229	4,482	3,613	134	—	—	813	966	861	974	1,167	2,501	596	221	127	3	708	7,521	
	K F	9,738	3,985	4,287	1,427	35	4	450	844	1,096	642	1,393	3,941	881	304	173	14	46	9,692	
YEKÜN Total	E H	57,387	31,891	24,786	664	27	19	4,128	7,166	7,434	6,495	8,306	16,140	4,854	1,980	813	71	3,749	53,638	
	K F	64,844	27,497	29,691	7,456	165	35	2,702	5,943	8,275	4,657	8,469	25,947	6,303	1,708	736	104	182	64,662	
Umumî yekûn Total général		122,231	59,388	54,477	8,120	192	54	6,830	13,109	15,709	11,152	16,775	42,087	11,157	3,688	1,549	175	3,931	118,300	
VİLÂYET : HAKÂRİ																				
Hakâri	E H	2,856	1,860	1,869	123	4	—	104	282	605	332	115	1,694	506	152	54	12	156	3,700	
	K F	3,417	1,395	1,788	232	1	1	73	215	551	368	151	1,635	298	91	31	4	23	3,394	
Beytişebap	E H	6,435	1,926	1,500	79	—	—	101	251	683	502	210	1,304	332	89	25	8	20	3,485	
	K F	6,448	1,487	1,729	303	—	—	74	237	547	395	238	1,567	325	101	25	10	—	3,519	

KADRO I
CADRE

Nüfusun halimedeni, yaş grupları ve tahsil itibarı ile inkişası
Répartition de la population d'après l'état civil, les groupes d'âges et l'instruction
VİLÂYET : **HAKÂRİ** (Mabat - Suite)

KAZALAR Cazas	Cinsiyet Sexes	Nüfusu mevcut Population présente	HALİMEDENİ Etat civil					YAŞ GRUPLARI — Groupes d'âges										Okumak bilen ve bilmeyen Sachant lire	
			Bekâr Célibataires	Evli Mariés	Dul Veufs	Boş Divorcés	Mecmua Inconnus	1 Yaşından küçük Moins de 1 an	1 ^{ve} 2 ^{et}	3-6	7-12	13-19	20-45	46-60	61-70	71 ^{ve} et ⁺	Yaşı meçhul Age inconnu	Bilen Oui	Bilmeyen Non
Gevar	E	1,753	655	872	44	2	180	64	126	212	108	58	909	179	56	19	22	53	1,700
	K	1,456	635	714	105	2	—	83	146	247	104	72	618	117	39	18	12	11	1,445
Şemdinan	E	924	368	515	38	3	—	20	55	114	38	29	535	91	27	15	—	—	924
	K	691	678	3	—	2	8	12	40	94	83	51	314	75	11	41	—	—	691
YEKÛN Total	E	12,968	4,809	4,756	284	9	180	289	714	1,614	980	412	4,442	1,108	324	113	42	229	9,809
	K	12,012	4,195	4,234	640	5	9	242	638	1,439	950	512	4,134	815	242	85	26	34	9,019
Umumiyekûn Total général (*)		24,980	9,004	8,990	924	14	189	531	1,352	3,053	1,930	924	8,576	1,923	566	193	68	263	18,858

VİLÂYET : **MALATYA**

Malatya	Şehir Ville	E	10,149	5,603	4,339	173	29	5	510	919	994	1,144	1,571	3,626	930	345	106	4	2,362	7,787
		K	10,588	4,236	4,411	1,761	180	—	381	708	981	721	1,436	4,746	1,095	353	167	—	621	9,967
	Köyler Villages	E	26,783	15,780	10,523	444	28	8	1,296	3,364	3,822	3,451	3,420	8,293	1,807	963	343	24	1,244	25,539
		K	28,819	12,600	11,968	4,106	137	8	693	2,035	3,383	2,623	3,573	12,318	2,812	862	482	38	94	28,725
	Yekûn Total	E	36,932	21,383	14,862	617	57	13	1,806	4,283	4,816	4,595	4,991	11,919	2,737	1,308	449	28	3,606	33,326
		K	39,407	16,836	16,379	5,867	317	8	1,074	2,743	4,364	3,344	5,009	17,064	3,907	1,215	649	38	715	38,692

(*) Beyüşebap kazasında 2930 erkek ve 2929 kadın nüfus hakkında tasnife muktazî tafsilî malûmat elde edilemediği için bu ve müteakip kadrolardaki inkişamlara dahil edilmemişlerdir.

(*) Y compris 2930 hommes et 2929 femmes, qui ne figurent pas dans la répartition par groupes, les renseignements nécessaires à leur classification n'ayant pu être réunis

KADRO I
CADRE

Nüfusun halhemeni, yaş grupları ve tahsil itibarile inkisamı
Répartition de la population d'après l'état civil, les groupes d'âges et l'instruction
VİLAYET : MALATYA (Mabat - Suite)

KAZALAR Cazas	Cinsiyet Sexes	Nüfusu mevcu- de Population présente	HALİMEDENİ Etat civil					YAŞ GRUPLARI — Groupes d'âges											Okumak bilen ve bilmeyen Sachant lire	
			Bekâr Céli- ba- taires	Evli Ma- riés	Dul Veufs	Boş Di- vor- cés	Mec- hul Incom- mu	1 Ya- şın- dan küçük Moins de 1 an	1 ve 2	3-6	7-12	13-19	20-45	46-60	61-70	71 ve +	Yaşı meç- hul Age incom- mu	Bilen Oui	Bilme- yen Non	
Akçadağ (Arga)	E	18,067	10,279	7,440	304	6	38	873	2,195	2,730	2,098	1,607	6,012	1,543	633	280	96	224	17,843	
	K	19,227	8,793	8,155	2,202	53	24	511	1,495	2,419	1,725	2,124	8,176	1,820	591	318	48	12	19,215	
Arapkir	E	9,394	5,636	3,599	148	10	1	690	1,064	1,185	1,229	1,418	2,459	792	416	129	12	1,371	8,023	
	K	12,472	5,297	4,720	2,357	98	—	367	722	1,187	1,053	1,883	4,925	1,546	442	330	17	216	12,256	
Adıyaman (Hisnimensur)	E	22,144	13,401	8,393	330	18	2	1,197	2,904	3,202	2,662	2,681	6,952	1,579	697	258	12	713	21,431	
	K	23,105	10,255	9,758	2,983	97	12	638	2,016	2,817	1,605	2,833	10,181	2,147	550	323	15	50	23,055	
Hekimhan	E	14,420	8,376	5,762	258	20	4	927	1,828	2,072	1,815	1,582	4,554	947	495	178	22	319	14,101	
	K	16,470	7,482	6,696	2,240	50	2	480	1,077	2,135	1,577	2,032	6,808	1,656	490	188	27	22	16,448	
Kahte	E	15,818	9,631	5,955	210	17	5	435	2,144	2,875	1,996	1,596	4,998	1,177	391	173	31	177	15,641	
	K	16,213	7,773	6,790	1,619	28	3	287	1,388	2,415	1,714	1,699	6,970	1,187	366	172	15	12	16,201	
Kemaliye	E	9,434	5,430	3,852	124	25	3	805	1,142	1,075	1,060	1,493	2,304	905	472	152	26	2,028	7,406	
	K	13,473	5,055	5,312	2,940	159	7	452	924	1,189	946	1,899	5,121	1,738	742	437	25	239	13,234	
Petürke	E	18,418	11,511	6,622	244	41	—	978	2,539	3,094	2,537	2,317	4,841	1,234	568	294	16	749	17,669	
	K	21,888	9,505	8,433	3,557	391	2	509	1,534	2,511	1,995	2,896	9,283	2,086	693	363	18	72	21,816	
YEKÜN Total	E	144,027	85,847	50,485	2,235	194	66	7,711	18,099	21,049	17,992	17,887	44,039	10,914	4,980	1,913	243	9,187	135,440	
	K	162,255	70,998	66,243	23,765	1,193	58	4,318	11,899	19,037	13,959	20,275	68,528	16,087	5,069	2,780	203	1,338	160,917	
Müvafık yekün Total général		306,882	156,643	122,728	26,000	1,387	124	12,029	29,998	40,086	31,951	38,062	112,567	27,001	10,049	4,693	446	10,525	296,357	

KADRO 1
CADRE

Nüfusun halîmedeni, yaş grupları ve tahsil itibarı ile inkısamı
Répartition de la population d'après l'état civil, les groupes d'âges et l'instruction
VİLİYET : KARS

KAZALAR Cazas	Clasi- yet Sexes	Nüfusu mevcu- de Population présente	HALİMEDENİ Etat civil					YAŞ GRUPLARI — Groupes d'âges										Okumak bilen ve bilmeyen Sachant lire		
			Bekâr Céli- ba- taires	Evli Ma- riés	Dul Veufs	Boş Di- vor- cés	Meç- hal Incon- nu	1 Ya- şın- dan küçük Moins de 1 an	1 ^{ve} 2	3-6	7-12	13-19	20-45	46-60	61-70	71 ^{ve} +	yaşı meç- hal Age incon- nu	Bilen Oui	Bilme- yen Non	
Kars	Şehir Ville	E H	9,133	3,747	5,219	96	14	57	233	445	607	778	742	5,557	504	195	70	2	1,343	7,790
		K F	4,768	2,121	2,191	424	32	—	197	363	597	551	537	1,979	362	114	67	1	361	4,407
	Köyler Villages	E H	12,495	7,339	4,926	219	10	1	520	1,110	2,019	2,373	1,285	3,245	1,070	492	374	7	337	12,158
		K F	11,610	5,862	4,795	934	13	6	442	1,056	1,750	1,522	1,115	4,086	987	347	291	14	6	11,604
	Yekün Total	E H	21,628	11,086	10,145	315	24	58	753	1,555	2,626	3,151	2,037	8,802	1,574	687	444	9	1,680	19,948
		K F	16,378	7,983	6,986	1,358	45	6	639	1,419	2,347	2,073	1,652	6,065	1,349	461	358	15	367	16,011
Ardahan		E H	13,029	7,608	5,261	149	5	6	367	1,272	2,096	2,092	1,413	3,770	1,021	634	342	22	620	12,409
		K F	11,405	5,846	4,796	754	5	4	290	1,071	1,804	1,453	1,204	3,786	1,107	373	304	13	101	11,304
Arpaçay		E H	13,136	7,814	5,104	193	18	7	1,160	1,976	2,280	1,582	3,788	1,107	425	282	19	517	505	12,631
		K F	12,072	5,902	5,125	992	16	37	367	987	1,767	1,565	1,236	4,418	973	402	313	44	42	12,030
Çıldır		E H	9,759	5,769	3,826	151	6	7	322	955	1,651	1,689	1,001	2,355	1,004	470	295	17	395	9,364
		K F	8,908	4,513	3,623	763	7	2	234	831	1,392	1,138	921	2,915	800	266	404	7	13	8,895
Göle		E H	11,159	7,120	3,906	127	6	—	403	1,223	1,799	1,815	1,114	3,266	880	346	302	11	238	10,921
		K F	10,795	5,529	4,511	745	8	2	300	929	1,494	1,300	1,231	3,951	890	339	351	10	6	10,789
Kağızman		E H	8,849	5,411	3,314	112	5	7	423	751	1,288	1,644	1,139	2,428	710	322	135	9	397	8,452
		K F	8,456	4,132	3,584	723	17	—	351	627	1,088	1,142	1,024	3,121	707	248	144	4	30	8,426
Posof		E H	12,112	7,415	4,454	222	17	4	731	896	2,080	2,113	1,382	2,871	1,011	621	401	6	212	11,900
		K F	11,824	6,105	4,861	854	3	1	630	724	1,780	1,659	1,352	3,695	1,137	477	363	7	1	11,823
Sarıkamış		E H	19,131	10,853	8,087	150	6	35	845	1,530	2,568	2,500	2,373	6,636	1,489	743	422	25	1,060	18,071
		K F	16,205	7,989	7,172	1,015	19	10	769	1,319	2,242	1,924	1,699	6,023	1,309	517	385	18	211	15,994

KADRO I
CADRE

Nüfusun halimedeni, yaş grupları ve tahsil itibarıyla inkişafı
Répartition de la population d'après l'état civil, les groupes d'âges et l'instruction
VİLİYET : KARS (Mabat - Suite)

KAZALAR Cazas	Cinsiyet Sexes	Nüfus mevcut Population présente	HALİMEDENİ Etat civil						YAŞ GRUPLARI — Groupes d'âges										Okumak bilen ve bilmeyen Sachant lire	
			Bekar Célibataires	Evli Mariés	Dul Veufs	Boş Divorcés	Mec- hul Incon- nu	1 Ya- şından küçük Moins de 1 an	1 ^{ve} et 2	3-6	7-12	13-19	20-45	46-60	61-70	71 ^{ve} et +	yaşı meç- hul Age incom- nu	Bilen Oui	Bilme- yen Non	
YEKÜN Total	E	108,803	63,076	44,097	1,419	87	124	5,004	10,158	16,388	16,586	14,237	31,235	8,114	4,105	2,360	616	5,107	103,696	
	H	96,043	47,999	40,658	7,204	120	62	3,580	7,907	13,914	12,254	10,319	33,974	8,272	3,083	2,622	118	771	95,272	
Umumi yekün Total général	K	204,846	111,075	84,755	8,623	207	186	8,584	10,065	30,302	28,840	24,556	65,209	16,386	7,188	4,982	734	5,878	198,968	

VİLİYET : MARAŞ

Maraş	Şehir Ville	E	13,351	7,317	5,886	120	24	4	840	995	1,469	1,280	2,073	4,998	1,032	468	190	6	2,725	10,626
		H	12,631	5,575	5,288	1,673	93	2	591	928	1,453	1,147	2,047	4,675	1,148	364	276	2	485	12,146
	Köyler Villages	E	22,796	13,958	8,511	277	45	5	1,436	2,810	3,225	2,737	3,844	6,404	1,407	602	316	15	630	22,166
		H	22,404	10,236	9,585	2,483	97	3	888	1,988	2,963	1,963	3,304	8,512	1,900	500	369	17	112	22,292
Yekün Total	E	36,147	21,275	14,397	397	69	9	2,276	3,805	4,694	4,017	5,917	11,402	2,439	1,070	506	21	3,355	32,792	
	H	35,035	15,811	14,873	4,156	190	5	1,479	2,916	4,416	3,110	5,351	13,187	3,048	864	645	19	597	34,438	
Andirin	E	6,050	3,762	2,213	68	7	—	478	654	952	866	885	1,605	343	203	59	5	428	5,622	
	H	6,170	2,918	2,540	687	25	—	213	447	837	608	1,047	2,290	485	151	84	8	13	6,157	
Elbistan	E	26,639	14,658	11,579	360	29	13	1,611	2,605	3,696	3,155	3,220	8,707	2,188	958	443	56	1,428	25,211	
	H	27,757	12,876	11,612	3,168	89	12	935	1,877	3,282	2,339	4,143	11,077	2,802	852	411	29	75	27,682	
Göksun	E	10,117	6,064	3,885	151	16	1	654	1,065	1,522	1,489	1,263	2,706	752	446	211	9	432	9,685	
	H	10,231	4,692	4,333	1,169	34	3	419	818	1,220	776	1,432	4,025	945	342	243	11	43	10,188	
Pazarcık	E	14,490	8,654	5,577	229	9	21	831	1,487	2,253	1,981	1,387	4,749	1,091	446	225	40	320	14,170	
	H	14,219	6,606	6,052	1,528	15	18	575	1,133	1,824	1,415	1,589	5,853	1,273	325	198	34	17	14,202	

KADRO I
CADRE

Nüfusun halimedeni, yaş grupları ve tahsil itibarıyla inkısamı
Répartition de la population d'après l'état civil, les groupes d'âges et l'instruction
VİLİYET : **MARŞ** (Mabat - Suite)

KAZALAR Cazas	Cinsiyet Sexes	Nüfusu mevcud Population présente	HALİMEDENİ Etat civil						YAŞ GRUPLARI — Groupes d'âges										Okumak bilen ve bilmeyen Sachant lire	
			Bekâr Célibataires	Evli Mariés	Dul Veufs	Boş Divorcés	Mec-hul Inconnus	1 Yaşından küçük Moins de 1 an	1 ^{ve} et 2	3-6	7-12	13-19	20-45	46-60	61-70	71 ^{ve} et +	Yaşı meç-hul Age inconnu	Bilen Oui	Bilme yen Non	
YEKÛN Total	E	93,443	54,413	37,651	1,205	130	44	5,850	9,616	13,117	11,508	12,672	29,169	6,813	3,123	1,444	131	5,963	87,480	
	K	93,412	42,903	39,410	10,708	353	38	3,621	7,201	11,579	8,248	13,562	36,432	8,553	2,534	1,581	101	745	92,667	
Umumî yekûn Total général	F	186,855	97,316	77,061	11,913	483	82	9,471	16,817	24,696	19,756	26,234	65,601	15,366	5,657	3,025	232	6,708	180,147	

VİLİYET : **MARDİN**

Mardin	Şehir Ville	E	12,705	6,974	5,486	131	19	95	650	874	1,365	1,352	1,457	5,557	966	297	184	3	1,777	10,928
		K	10,547	4,707	3,960	1,790	85	5	482	707	1,144	1,037	1,518	4,080	985	330	262	2	240	10,307
Mardin	Köyler Villages	E	11,492	6,487	4,724	257	19	5	640	1,375	1,666	1,337	1,164	3,672	962	429	236	11	255	11,237
		K	12,743	5,736	5,402	1,563	34	8	482	1,168	1,664	1,208	1,220	5,305	1,129	350	209	8	5	12,738
Mardin	Yekûn Total	E	24,197	13,461	10,210	388	38	100	1,290	2,249	3,031	2,689	2,621	9,229	1,928	726	420	14	2,032	22,165
		K	23,290	10,443	9,362	3,353	119	13	964	1,875	2,808	2,245	2,738	9,385	2,114	680	471	10	245	23,045
Cizre	Şehir Ville	E	12,738	4,990	5,933	392	21	21	273	1,348	1,427	797	522	4,728	1,621	421	186	34	267	11,090
		K	14,298	5,273	5,896	1,448	39	8	192	1,050	1,612	1,188	1,006	5,795	1,299	310	177	35	6	12,658
Dirik	Şehir Ville	E	7,047	3,694	3,169	159	4	21	355	786	923	682	609	2,671	623	268	126	4	152	6,895
		K	8,017	3,625	3,509	870	10	3	291	758	1,129	686	781	3,371	751	173	77	—	6	8,011
Kercüş	Şehir Ville	E	10,592	6,104	4,262	219	4	3	801	982	1,577	1,230	1,249	3,267	886	345	113	142	195	10,397
		K	10,732	4,921	4,631	1,166	13	1	661	855	1,449	813	1,123	4,154	1,106	363	113	95	5	10,727
Midyat	Şehir Ville	E	15,943	8,933	6,699	286	9	16	365	2,016	2,439	1,823	1,715	5,354	1,231	412	259	329	287	15,656
		K	16,285	7,467	6,868	1,922	21	7	286	1,782	2,437	1,564	1,700	6,597	1,393	268	186	72	12	16,273

KADRO I
CADRE

Nüfusun halimedeni, yaş grupları ve tahsil itibarıyla inkısamı
Répartition de la population d'après l'état civil, les groupes d'âges et l'instruction
VİLAYET : MARDİN (Mabat - Suite)

KAZALAR Cazas	Cinsiyet Sexes	Nüfusu mevcud Population présente	HALİMEDENİ Etat civil					YAŞ GRUPLARI — Groupes d'âges										Okumak bilen ve bilmeyen Sachant lire		
			Bekâr Célibataires	Evli Mariés	Dul Veufs	Boş Divorcés	Meçhul Inconnus	1 Yaşından küçük Moins de 1 an	1 ^{ve} 2	3-6	7-12	13-19	20-45	46-60	61-70	71 ^{ve} et +	Yaş meçhul Age inconnu	Bilen Oui	Bilmeyen Non	
Nusaybin	E	6,191	2,942	3,090	127	9	23	80	683	667	539	417	2,939	640	158	65	3	311	5,880	
	K	6,082	2,483	2,815	776	6	2	92	598	818	509	514	2,845	527	118	60	1	16	6,066	
Resûlayın	E	423	131	274	2	3	13	5	3	9	9	25	366	6	—	—	—	76	347	
	K	50	19	30	1	—	—	4	2	7	3	8	23	2	1	—	—	2	48	
Savor	E	13,408	7,872	5,328	198	5	5	127	2,157	1,945	1,669	1,727	4,161	952	421	233	16	282	13,126	
	K	14,178	6,312	6,078	1,749	31	8	85	1,682	1,876	1,258	1,567	5,969	1,255	320	145	21	19	14,166	
YEKÜN Total	E	90,539	48,127	38,965	1,771	93	202	3,296	10,324	12,018	9,438	8,885	32,715	7,887	2,751	1,402	542	3,602	85,556	
	K	92,932	40,543	39,189	11,285	239	42	2,575	8,602	12,136	8,266	9,437	38,139	8,447	2,233	1,229	234	304	90,994	
Umumi yekün Total général (*)		183,471	88,670	78,154	13,056	332	244	5,871	18,826	24,154	17,704	18,322	70,854	16,334	4,984	2,631	776	3,906	176,550	
VİLAYET SİİRT																				
Siirt	Şehir Ville	E	9,099	4,221	4,787	70	5	16	547	695	703	629	729	5,006	520	191	67	12	942	8,157
		K	6,000	2,474	2,678	825	23	—	280	413	713	635	863	2,308	506	145	135	2	128	5,872
	Köyler Villages	E	4,800	2,721	2,022	48	9	—	267	647	738	555	519	1,549	367	110	42	6	128	4,672
		K	5,160	2,146	2,351	645	15	3	167	426	686	459	524	2,249	465	124	54	6	7	5,153
Yekün Total	E	13,899	6,942	6,809	118	14	16	814	1,342	1,441	1,184	1,248	6,555	887	301	109	18	1,070	12,829	
	K	11,160	4,620	5,029	1,470	38	3	447	839	1,399	1,094	1,387	4,557	971	269	189	8	135	11,025	

(*) Cizre kazasında 1381 erkek ve 1634 kadın nüfus hakkında tasnife muktazi tafsilî malûmat elde edilemediği için bu ve müteakip kadrolarda ki inkısamlara dahil edilmemişlerdir.

(*) Y compris 1381 hommes et 1634 femmes d'habitants du caza Dîjîrê qui ne figurent pas dans la répartition par groupes, les renseignements nécessaires à leur classification n'ayant pu être réunis.

KADRO
CADRE I

Nüfusun halimedeni, yaş grupları ve tahsil itibarıyla inkısamı
Répartition de la population d'après l'état civil, les groupes d'âges et l'instruction
VİLİYET : SİİRT (Mabat - Suite).

KAZALAR Cazas	Cinsiyet Sexes	Nüfusu mevcudede Population présente	HALİMEDENİ Etat civil					YAŞ GRUPLARI — Groupes d'âges										Okumak bilen ve bilmeyen Sachant lire	
			Bekâr Célibataires	Evli Mariés	Dul Veufs	Boş Divorcés	Mec-hul Inconnu	1 Yaşından küçük Moins de 1 an	1 ^{ve} 2	3-6	7-12	13-19	20-45	46-60	61-70	71 ^{ve} +	Yaş me-c-hul Age inconnu	Bilen Oui	Bilme-yen Non
Beşiri	E	6,210	3,426	2,724	58	2	—	250	776	1,032	712	581	2,175	450	162	64	8	85	6,125
	K F	6,814	2,978	2,895	922	19	—	211	629	985	560	613	2,956	596	181	72	11	1	6,813
Eruh	E	6,668	3,482	3,041	132	12	1	183	977	1,017	729	499	2,148	739	276	85	15	126	6,542
	K F	8,242	3,633	3,588	998	22	1	112	755	1,209	794	824	3,380	905	175	86	2	—	8,242
Garzan	E	6,819	3,995	2,732	86	6	—	403	661	1,213	605	413	2,689	556	192	51	36	1,772	5,047
	K F	7,334	3,311	3,066	926	24	7	287	432	1,098	863	762	3,052	579	174	72	15	4	7,330
Pervari	E	2,895	1,620	1,225	46	4	—	113	289	536	357	268	945	229	111	41	6	72	2,823
	K F	3,252	1,414	1,446	385	7	—	91	278	464	327	289	1,373	304	89	35	2	3	3,249
Sasun	E	4,120	2,926	1,773	94	4	23	85	487	772	472	262	1,423	374	149	57	39	66	4,054
	K F	5,114	2,498	2,011	589	14	2	68	482	932	632	392	1,992	454	85	61	16	3	5,111
Şirnak	E	5,220	2,576	2,478	163	3	—	95	630	804	487	255	2,223	514	158	50	4	78	5,142
	K F	5,346	2,368	2,395	574	9	—	38	326	714	644	601	2,216	606	146	51	4	3	5,343
Şirvan	E	4,649	2,707	1,844	94	4	—	117	789	801	581	326	1,538	346	111	40	—	87	4,562
	K F	4,818	1,993	2,238	577	10	—	63	531	756	383	362	2,121	433	97	67	5	3	4,815
YEKÜN Total	E	50,480	26,974	22,626	791	49	40	2,060	5,951	7,616	5,127	3,852	19,696	4,095	1,460	497	126	3,356	47,124
	K F	52,080	22,815	22,668	6,441	143	13	1,317	4,272	7,557	5,297	5,230	21,647	4,848	1,216	633	63	152	51,928
Umumî yekûn Total général		102,560	49,789	45,294	7,232	192	53	3,377	10,223	15,173	10,424	9,082	41,343	8,943	2,676	1,130	189	3,508	99,052
VİLİYET : ŞEBİN KARAHIŞAR																			
Şebîn kara- hisar	E	8,516	4,690	3,721	89	14	2	748	974	894	854	1,374	2,500	764	306	100	2	1,305	7,211
	K F	10,037	4,146	4,310	1,494	74	13	510	883	1,039	708	1,289	4,007	1,132	303	164	2	786	9,251

KADRO 1
CADRE

Nüfusun halimedeni, yaş grupları ve tahsil itibarıyla inkişafı
Répartition de la population d'après l'état civil, les groupes d'âges et l'instruction
VİLİYET : ŞEBİN KARAHİSAR (Mabat - Suite)

KAZALAR Cazas	Cinst- yet Sexes	Nüfusu mevcu- de Population présent	HALİMEDENİ Etat civil					YAŞ GRUPLARI — Groupes d'âges										Okumak bilen ve bilmeyen Sachant lire		
			Bekâr Céli- ba- taïres	Evli Ma- riés	Dul Veufs	Boş Di- vor- cés	Mec- hui Incon- nu	1 Ya- şından küçük Moins de 1 an	1 ^{ve} 2	3-6	7-12	13-19	20-45	46-60	61-70	71 ^{ve} +	yaşı meç- bul Age incon- nu	Bilen Oui	Bilme- yen Non	
Aloçra	E H K F	9,428	5,450	3,855	103	20	—	865	1,356	1,152	1,060	1,375	2,138	930	390	146	16	372	9,056	
	K F	11,811	4,671	5,366	1,717	57	—	521	1,119	1,229	756	1,549	4,570	1,399	434	215	19	34	11,777	
Kavilhisar	E H K F	8,870	5,020	3,769	56	21	4	1,165	1,157	982	933	1,715	1,806	677	318	108	9	312	8,558	
	K F	10,500	3,804	5,100	1,543	53	—	332	760	1,216	647	1,702	4,199	1,113	368	159	4	39	10,461	
Mesudiye	E H K F	10,527	5,786	4,627	91	16	7	835	1,499	1,137	1,260	1,773	2,609	760	460	171	23	625	9,902	
	K F	12,678	5,173	5,499	1,911	87	8	402	1,013	1,337	871	1,932	5,123	1,389	364	234	13	24	12,654	
Suşehri	E H K F	12,377	6,896	5,311	150	16	4	1,087	1,653	1,499	1,462	1,961	3,164	1,010	365	172	4	371	12,006	
	K F	13,991	5,626	6,531	1,777	57	—	545	1,159	1,585	1,072	1,818	5,673	1,569	357	202	11	44	13,947	
YEKÜN Total	E H K F	49,718	27,842	21,283	489	87	17	4,700	6,639	5,664	5,569	8,198	12,217	4,141	1,839	697	54	2,985	46,733	
	K F	59,017	23,420	26,806	8,442	328	21	2,310	4,934	6,406	4,054	8,290	23,572	6,602	1,826	974	49	927	58,090	
Umumî yekün Total général		108,735	51,262	48,089	8,931	415	38	7,010	11,573	12,070	9,623	16,488	35,789	10,743	3,665	1,671	103	3,912	104,823	
VİLİYET : URFA																				
Urfa	Şehir Ville	E H K F	14,941	8,436	6,256	207	32	10	818	1,372	1,646	1,395	2,141	5,599	1,321	451	179	19	1,788	13,153
		K F	14,157	6,126	6,076	1,842	108	5	551	930	1,563	1,138	2,076	6,037	1,232	364	248	18	192	13,965
	Köyler Villages	E H K F	14,560	8,516	5,531	338	9	19	573	1,683	2,192	1,641	1,177	5,106	1,293	515	183	50	94	14,319
		K F	14,975	7,057	6,191	1,592	19	8	449	1,465	1,985	1,211	1,407	6,482	1,369	314	162	23	4	14,863
	Yekün Total	E H K F	29,501	16,952	11,787	545	41	29	1,391	3,055	3,838	3,036	3,318	10,705	2,614	966	362	69	1,882	27,472
		K F	29,132	13,183	12,267	3,434	127	13	1,000	2,395	3,548	2,349	3,483	12,519	2,601	678	410	41	196	28,828

KADRO
CADRE I

Nüfusun halimedeni, yaş grupları ve tahsil itibarile inkısamı
Répartition de la population d'après l'état civil, groupes d'âges et l'instruction.
VİLAYET: URFA (Mabat - Suite)

KAZALAR Casas	Cinsi- yet Sexes	Nüfusu mevcu- de Population présente	HALİMEDENİ Etat civil					YAŞ GRUPLARI — Groupes d'âges										Okumak bilen ve bilmeyen Sachant lire		
			Bekâr Céli- ba- taires	Evli Ma- riés	Dul Veufs	Beş Di- vor- cés	Meç- hul Incon- nu	1 Ya- şın- dan küçük Moins de 1 an	1 ^{ve} 2	3-6	7-12	13-19	20-45	46-60	61-70	71 ^{ve} +	yaş meç- hul Age incon- nu	Bilen Oul	Bilme- yen Non	
Birecik	E H K F	15,415	9,470	5,713	215	15	2	943	1,903	2,202	1,873	1,862	4,643	1,322	487	170	10	1,169	14,246	
	E H K F	16,057	7,447	6,625	1,918	64	3	541	1,279	2,060	1,452	1,957	6,700	1,443	429	188	8	216	15,841	
Haran	E H K F	6,813	2,937	2,152	174	14	3	198	465	867	580	328	1,955	469	286	126	6	152	5,128	
	E H K F	6,376	2,454	2,093	527	11	3	134	383	701	629	430	2,059	463	194	88	7	3	5,085	
Hilvan	E H K F	6,040	3,386	2,507	133	6	2	362	611	789	578	768	2,162	528	173	57	6	92	5,942	
	E H K F	6,118	2,690	2,751	651	7	2	209	457	711	538	575	2,948	483	115	63	2	6	6,095	
Sive- rek	Şehir Villes	E H K F	7,100	3,966	3,054	75	3	2	475	750	773	675	810	2,782	555	196	76	8	852	6,248
		E H K F	7,862	3,306	3,257	1,248	49	2	284	628	800	531	940	3,621	738	210	101	9	115	7,749
	Köyler Villages	E H K F	13,490	7,215	5,340	303	13	6	609	1,672	1,735	1,341	1,286	4,592	1,079	377	169	17	122	12,755
		E H K F	14,670	6,391	5,960	1,562	34	4	458	1,353	1,788	1,209	1,265	6,241	1,164	305	157	11	3	13,948
Yekân Total	E H K F	20,590	11,181	8,394	378	16	8	1,084	2,422	2,508	2,016	2,096	7,374	1,634	573	245	25	974	19,003	
	E H K F	22,532	9,697	9,217	2,810	83	6	742	1,981	2,588	1,740	2,205	9,862	1,902	515	258	20	116	21,697	
Surtuç	E H K F	9,447	5,800	3,518	125	2	2	406	1,105	1,462	1,000	1,282	2,959	754	365	104	10	463	8,984	
	E H K F	9,185	4,506	3,766	887	25	1	311	1,011	1,213	679	1,008	3,828	788	250	94	3	28	9,157	
Viranşehir	E H K F	4,613	1,667	1,815	88	3	2	88	235	420	361	259	1,624	432	105	36	15	230	3,345	
	E H K F	4,490	1,290	1,525	403	10	4	104	207	326	320	311	1,450	334	107	50	23	33	3,199	
Yaylak	E H K F	8,643	5,298	3,186	155	2	2	386	1,115	1,455	984	949	2,697	715	239	92	11	196	8,447	
	E H K F	8,643	4,085	3,609	937	10	2	292	1,005	1,063	529	949	3,666	878	175	85	1	6	8,637	

KADRO I
CADRE

Nüfusun halimedeni, yaş grupları ve tahsil itibarile inkısamı
Répartition de la population d'après l'état civil, les groupes d'âges et l'instruction
VİLAYET : URFA (Mabat - Suite)

KAZALAR Cazas	Cins- yet Sexes	Nüfus mevcu- de Population présente	HALİMEDENİ Etat civil					YAŞ GRUPLARI — Groupes d'âges										Okumak bilen ve bilmeyen Sachant lire	
			Bekâr Céli- ba- taures	Evli Ma- riés	Dul Veufs	Boş Di- vor- cés	Meç- hul Incon- nu	1 Ya- şından küçük Moins de 1 an	1 ve 2 et	3-6	7-12	13-19	20-45	46-60	61-70	71 ve et +	yaşı meç- hul Age incon- nu	Bilen Oui	Bilme- yen Non
YEKÜN Total	E	101,062	56,691	39,072	1,813	99	50	4 858	10,911	13,541	10,428	10,862	34,119	8,468	3,194	1,192	152	5,158	92,567
	H K F	102,533	45,352	41,853	11,567	337	34	3,333	8,718	12,210	8,236	10,918	43,032	8,892	2,463	1,236	105	604	98,539
Umumi yekün Total général	[*]	203,595	102,043	80,925	13,380	436	84	8,191	19,629	25,751	18,664	21,780	77,151	17,360	5,657	2,428	257	5,762	191,106

VİLAYET : VAN

Van	E	11,819	6,632	4,971	201	7	8	891	1,195	1,748	1,197	921	4,048	1,298	361	120	40	394	11,425
	H K F	10,694	4,956	4,939	771	19	9	684	983	1,745	929	728	4,417	809	253	136	10	10	10,684
Başkale	E	2,519	1,297	1,185	37	—	—	145	240	365	265	159	981	262	84	16	2	101	2,418
	H K F	2,656	1,252	1,262	142	—	—	140	214	426	302	157	1,166	171	53	24	3	5	2,651
Erciş	E	9,557	5,453	4,012	88	4	—	368	1,204	1,813	1,198	686	2,906	833	428	100	21	212	9,345
	H K F	8,804	3,931	4,278	593	2	—	273	1,013	1,459	735	530	3,816	644	245	85	4	10	8,794
Gevaş	E	5,740	3,013	2,623	96	8	—	287	665	1,094	580	431	1,556	799	228	88	12	64	5,676
	H K F	5,561	2,580	2,629	350	2	—	215	553	972	554	301	2,383	397	109	77	—	6	5,555
Mahmudi	E	4,142	2,360	1,720	59	3	—	208	437	667	424	309	1,653	327	89	27	1	103	4,039
	H K F	3,541	1,611	1,655	272	3	—	172	356	570	246	277	1,527	262	93	37	1	5	3,536
Muradiye	E	4,029	1,914	2,069	44	1	1	71	318	617	384	246	1,963	261	107	41	21	47	3,982
	H K F	2,875	1,312	1,335	221	4	3	66	298	482	268	175	1,194	274	62	46	10	—	2,875


[*] Vilâyet merkezinin köylerinde 147 erkek, 108 kadın, Haran kazasında 1533 erkek 1288 kadın, Hilvan kazasında 6 erkek 17 kadın, Siverek kazasının köylerinde 613 erkek, 719 kadın, Viranşehir kazasında 1038 erkek, 1258 kadın, nüfus hakkında tasnite muktazî tafsil malûmat elde edilemediği için bu ve müteakip kadrolardaki inkısamlara dahil edilmemişlerdir.

(*) Y compris un certain nombre d'habitants qui ne figurent pas dans la répartition par groupes, les renseignements nécessaires à leur classification n'ayant pu être réunis. Leur total s'élève pour les Villages de Urfa à 147 hommes et 108 femmes, pour le caza de Haran 1533 hommes et 1288 femmes, pour le caza de Hilvan 6 hommes et 17 femmes, pour les villages de Siverek 613 hommes et 719 femmes, pour le caza de Viranşehir 1038 hommes et 1258 femmes.

KADRO I
CADRE

Nüfusun halimedeni, yaş grupları ve tahsil itibarile inkısamı
Répartition de la population d'après l'état civil, les groupes d'âges et l'instruction
VİLAYET : VAN (Mabat - Suite)

KAZALAR Cazas	Cinsiyet Sexes	Nüfus mevcudu Population présente	HALİMEDENİ Etat civil						YAŞ GRUPLARI — Groupes d'âges										Okumak bilen ve bilmeyen Sachant lire	
			Bekâr Célibataires	Evli Mariés	Dul Veufs	Boş Divorcés	Meçhul Inconnus	1 Yaşından küçük Moins de 1 an	1 ^{ve} 2	3-6	7-12	13-19	20-45	46-60	61-70	71 ^{ve} +	yaşı meçhul Age inconnu	Bilen Oui	Bilmeyen Non	
Şitak	E	1,719	939	746	34	—	—	90	169	294	144	132	622	161	68	37	2	24	1,695	
	H	1,673	788	780	105	—	—	82	156	357	134	70	690	127	46	11	—	4	1,669	
YEKÜN Total	E	39,525	21,608	17,326	559	23	9	2,060	4,228	6,598	4,192	2,884	13,729	3,941	1,365	429	99	945	38,580	
	H	35,804	16,430	16,878	2,454	30	12	1,632	3,573	6,011	3,168	2,238	15,193	2,684	861	416	28	40	35,764	
Umumî yekûn Total général		75,329	38,038	34,204	3,013	53	21	3,692	7,801	12,609	7,360	5,122	28,922	6,625	2,226	845	127	985	74,344	



Kadro II

CADRE

NÜFUSUN MESLEKLER İTİBARİLE İNKISAMI

RÉPARTITION DE LA POPULATION
D'APRÈS LES PROFESSIONS.

D. — ŞARKİ VE CENUBİ ŞARKİ ANADOLU VİLÂYETLERİ

VILAYETS DE L'ANATOLIE ORIENTALE ET DE L'ANATOLIE DU SUD - EST

Bayazıt	<i>Bayazıt</i>	Kars	<i>Kars</i>
Bitlis	<i>Bitlis</i>	Malatya	<i>Malatya</i>
Diyarbakir	<i>Diyarbakir</i>	Maraş	<i>Marache</i>
Elâziz	<i>Elaziz</i>	Mardîn	<i>Mardin</i>
Erzincan	<i>Erzindjan</i>	Siirt	<i>Siirt</i>
Erzurum	<i>Erzouroum</i>	Şebinkarahisar	<i>Chebinkarahissar</i>
Gaziyıntap	<i>Gaziyıntap</i>	Urfa	<i>Ourfa</i>
Gümüşane	<i>Gumuchané</i>	Van	<i>Van</i>
Hakâri	<i>Hakari</i>		

CADRO II
CADRE

Nüfusun meslekler itibarıyla inkısaı
Répartition de la population d'après les professions

VİLİYET : BAYAZIT

KAZALAR Cazas	Cinsiyet Sexes	MESLEKLER — Professions										Mesleksiz veya mesleği meçhul Sans profession ou profession inconnue
		Zirai Agri- coles	Sınai indus- tri- elles	Ticari com- merci- ales	Ser- best libé- rates	Memur Fon- tion- naires	Hakimler Magis- trature	Ordu Armée	P.T.T P.T.T	Muhtelif diver- ses	Meslekler yekûnu Total des professions	
Bayazıt	E	4,308	127	230	29	86	19	1,056	5	75	5,935	5,092
	K	567	1	—	—	—	—	—	—	1	569	8,894
Diyadin	E	2,662	25	97	13	26	6	43	6	69	2,947	3,226
	K	1,926	115	14	—	—	—	—	—	7	2,062	3,616
Eleşkirt	E	2,309	8	15	9	14	6	—	—	1	2,362	2,259
	K	706	1	1	—	—	—	—	—	—	708	3,600
İğdır	E	87	356	11	25	3	773	4	283	7,037	8,579	4,805
	K	1,179	22	5	1	—	—	—	—	22	1,229	10,596
Karaköse	E	2,819	32	99	13	65	7	5,385	9	87	8,516	4,866
	K	1,102	—	2	—	—	—	—	—	1	1,105	6,841
Tuzluca (kulp)	E	2,048	21	101	3	47	6	109	1	13	2,349	3,000
	K	509	16	22	—	—	—	—	—	2	549	4,629
Tutak	E	1,271	28	22	16	18	3	5	3	3	1,369	1,872
	K	69	—	—	—	—	—	—	—	—	69	2,942
YEKÛN Total	E	15,504	597	575	108	259	820	6,602	307	7,285	32,057	25,120
	K	6,058	155	44	1	—	—	—	—	33	6,291	41,118
Umumî yekûn Total général		21,562	752	619	109	259	820	6,602	307	7,318	38,348	66,238

KADRO II
CADRE

Nüfusnu meslekler itibarile inkisamı
Répartition de la population d'après les professions
VİLAYET : BİTLİS

KAZALAR Cazas	Cinsiyet Series	MESLEKLER — Professions										Mesleksiz veya mesleği meçhâl
		Zıral Agri- coles	Sınai indus- tri- el- les	Ticari com- merci- ales	Ser- best libé- rates	Memur Fon- tion- naires	Hakimler Magis- trature	Ordu Armée	P. T. T P. T. T	Muh- tefif diver- ses	Meslekler yekünü Total des professions	Sans profession ou profession inconnue
Bitlis	E H	3,051	350	546	89	163	35	2,010	19	296	6,559	4,827
	K F	701	1	2	7	—	—	—	—	2	713	7,656
Ahlât	E H	1,387	51	67	36	43	1	130	5	136	1,856	2,434
	K F	35	2	—	—	—	—	—	—	4	41	3,628
Bulanık	E H	1,060	1	4	9	3	5	—	—	3	1,085	1,580
	K F	14	—	—	—	—	—	—	—	—	14	2,618
Hizan	E H	1,715	12	24	12	27	6	31	—	9	1,836	2,350
	K F	46	2	1	—	—	—	—	—	—	49	4,173
Meleskirt	E H	1,534	9	19	10	14	3	328	5	1	1,923	1,842
	K F	3	—	—	—	—	1	—	—	—	4	3,197
Muş	E H	4,851	87	191	47	83	15	652	9	36	5,971	5,129
	K F	37	2	1	2	—	—	—	—	1	43	10,356
Mutki	E H	1,956	5	20	15	14	3	110	1	—	2,124	3,237
	K F	514	—	—	—	—	—	—	—	—	514	5,050
Vartu	E H	2,334	13	18	22	30	1	159	—	6	2,583	2,207
	K F	1	—	—	—	—	—	—	—	—	1	5,031
YEKÜN Total	E H	17,888	528	869	240	377	69	3,420	39	487	23,937	23,606
	K F	1,351	7	4	9	—	1	—	—	7	1,379	41,709
Umumî yekün Total général		19,239	535	893	249	377	70	3,420	39	494	25,316	65,315

KADRO II
CADRE

Nüfusun meslekler itibarıyla inkısamı
Répartition de la population d'après les professions
VİLİYET : DİYARBEKİR

KAZALAR Cazas	Cinsiyet Sexes	MESLEKLER — Professions										Meslekler veya mesleği meçhul Sans profession ou profession inconnue
		Zirai Agri- coles	Sınai indus- triels	Ticari com- merci- ales	Ser- best libé- rales	Memur Fonc- tion- naires	Hakimler Magis- trature	Ordu Armée	P.T.T P.T.T	Muhtelii diver- ses	Meslekler yekünü Total des professions	
Diyar- bekir	E H K F	2,014	1,379	1,565	187	409	377	4,726	39	763	11,459	6,196
	K F	464	68	24	29	5	—	—	—	121	711	12,343
	E H K F	12,962	194	176	197	14	6	99	4	649	14,301	17,848
	K F	1,732	14	12	2	—	—	—	—	47	1,807	32,538
Yekün Total	E H K F	14,976	1,573	1,741	384	423	383	4,825	43	1,412	25,760	24,044
	K F	2,196	82	36	31	5	—	—	—	168	2,518	44,881
Çermik	E H K F	3,138	282	173	45	45	2	9	—	114	3,808	4,132
	K F	2,963	47	4	2	—	—	—	—	7	3,023	6,165
Erganimadeni	E H K F	2,665	65	61	37	29	3	74	6	28	2,968	5,996
	K F	286	1	—	1	—	—	—	—	—	288	9,488
Kalp	E H K F	2,500	24	30	16	36	1	35	1	22	2,665	2,621
	K F	1,520	20	1	—	—	—	—	—	2	1,543	4,403
Lice	E H K F	3,235	103	133	48	40	4	2,324	4	348	6,239	5,128
	K F	716	7	3	2	—	—	—	—	17	745	9,446
Sıvan	E H K F	5,265	158	241	127	51	3	197	4	153	6,199	6,740
	K F	464	26	5	3	—	—	—	—	22	520	12,875
YEKÜN Total	E H K F	31,779	2,205	2,379	657	624	396	7,464	58	2,077	47,639	48,661
	K F	8,145	183	49	39	5	—	—	—	216	8,637	87,258
Umumi yekün Total général		39,924	2,388	2,428	696	629	396	7,464	58	2,293	56,276	135,919

KADRO II
CADRE

Nüfusun meslekler itibarile inkisami
Répartition de la population d'après les professions
VİLÄYET : ELÄZİZ

KAZALAR Cazas	Clas- yet Sexes	MESLEKLER — Professions										Mesleksiz veya mesleği meçhul Sans profession ou profession inconnue
		Zirai agri- coles	Sinai indus- triel- les	Ticari com- merci- ales	Ser- best libé- rales	Memur Fonc- tion- naires	Hakimler Magis- trature	Ordu Armée	P.T.T P.T.T	Muh- telif diver- ses	Meslekler yekünü Total des professions	
Elâziz	E	1,889	866	858	137	275	30	2,650	19	255	6,979	4,058
	H											
	K	450	42	20	12	5	1	—	1	54	585	8,430
	F											
Şehir Ville	E	10,507	503	413	141	53	13	30	14	337	12,011	15,836
	H											
Köyler Villages	E	7,652	141	14	9	1	—	—	—	113	7,930	23,385
	H											
Yekân Total	E	12,396	1,369	1,271	278	328	43	2,680	33	592	18,990	19,894
	H											
Baskil	E	8,102	183	34	21	6	1	—	1	167	8,515	31,815
	H											
Çapakçur	E	4,959	9	8	8	11	32	1	—	40	5,068	881
	H											
Çemişkezek	E	2,870	1	—	—	—	—	—	—	1	2,872	3,984
	H											
Genç	E	1,503	80	70	50	10	40	200	30	20	2,003	3,450
	H											
Hozat	E	340	—	—	—	—	—	—	—	7	347	4,595
	H											
Keban	E	1,592	95	98	42	64	4	139	4	536	2,574	3,393
	H											
Mazkirt	E	959	25	1	—	2	—	—	—	186	1,173	6,540
	H											
Mazkirt	E	767	14	20	4	17	6	399	8	—	1,235	706
	H											
Mazkirt	E	—	—	—	—	—	—	—	—	—	—	1,718
	H											
Mazkirt	E	2,825	32	64	17	43	1	91	2	9	3,084	2,361
	H											
Mazkirt	E	493	1	—	1	—	—	—	—	—	495	4,547
	H											
Mazkirt	E	588	23	29	15	17	4	23	3	6	708	764
	H											
Mazkirt	E	531	—	—	2	—	—	—	—	3	536	1,348
	H											
Mazkirt	E	3,556	32	22	5	54	5	35	2	6	3,717	4,301
	H											
Mazkirt	E	302	—	1	—	—	—	—	—	—	303	7,516
	H											

KADRO II
CADRE

Nüfusun meslekler itibarile inkisamı
Répartition de la population d'après les professions
VİLÂYET : ELÂZİZ (Mabat - Suite)

KAZALAR Cazas	Cinsi- yet Sexes	MESLEKLER — Professions										Mesleksiz veya mesleği meçbul Sans profession ou profession inconnue	
		Zirai agri- coles	Sinai indus- triell- les	Ticari com- merci- ates	Ser- best libé- rales	Memur Fonc- tion- naires	Hakimler Magis- trature	Ordu Armée	P.T.T P.T.T	Muh- telif diver- ses	Meslekler yekûnu Total des professions		
Maden	E	2,390	62	85	42	56	5	160	8	52	2,860	2,113	
	H K F	835	2	2	1	—	—	—	—	11	851	4,195	
Ovacık	E	1,330	3	2	6	5	4	39	1	—	1,390	777	
	H K F	772	—	—	—	—	—	—	—	—	772	1,328	
Palu	E	7,200	118	303	25	49	4	330	3	138	8,170	8,938	
	H K F	4,240	—	1	1	—	—	—	—	2	4,244	13,654	
Pertek	E	2,777	81	48	38	21	12	87	5	47	3,116	3,706	
	H K F	1,098	32	—	2	—	—	—	—	4	1,136	6,034	
YEKÛN Total	E	41,883	1,918	2,020	530	675	160	4,184	99	1,446	52,915	51,284	
	H K F	20,542	244	39	28	8	1	—	1	381	21,244	87,274	
Umumî yekûn Total général		62,425	2,162	2,059	558	683	161	4,184	100	1,827	74,159	138,558	
VİLÂYET : ERZİNCAN													
Erzincan	Şehir Ville	E	681	753	556	107	321	17	3,438	6	148	6,027	8,579
		H K F	26	5	3	5	2	—	—	—	5	46	6,440
	Köyler Villages	E	6,522	169	140	54	38	1	23	1	178	7,126	9,829
		H K F	1,209	4	—	7	1	—	—	—	16	1,237	17,643
	Yekûn Total	E	7,203	922	696	161	359	18	3,461	7	326	13,153	13,408
		H K F	1,235	9	3	12	3	—	—	—	21	1,283	24,083

KADRO
CADRE II

Nüfusun meslekler itibarıyla inkısaı
Répartition de la population d'après les professions
VİLİYET : ERZİNCAN (Mabat - Suite)

KAZALAR Cazas	Clas- yet Sexes	MESLEKLER — Professions										Mesleksiz veya mesleği meçhul Sans profession ou profession inconnue
		Zirai agri- coles	Sınai indus- triels	Ticari com- merci- ales	Ser- best libé- rales	Memur Fon- tion- naires	Hakimler Magis- trature	O. du Armée	P. T. T. P. T. T.	Muh- telif diver- ses	Meslekler yekünü otal des professions	
Kuruçay	E	1,908	20	24	5	24	10	27	2	3	2,023	1,862
	K	3,235	—	—	—	—	—	—	—	1	3,236	2,062
Kemah	E	2,544	87	70	49	48	3	37	6	10	2,854	3,010
	K	1,654	10	2	1	—	—	—	—	1	1,668	5,919
Kigi	E	5,941	49	68	29	20	4	27	3	20	6,161	7,036
	K	891	17	1	—	—	—	—	—	1	910	12,431
Nazımiye	E	1,285	4	27	1	27	2	474	—	1	1,821	1,452
	K	592	—	1	—	—	—	—	—	—	593	2,528
Plomer	E	2,410	11	24	3	26	11	26	5	2	2,518	2,426
	K	2,635	1	—	—	—	—	—	—	—	2,636	2,993
Refahiye	E	3,261	61	48	23	50	8	69	1	9	3,530	3,057
	K	3,703	10	—	—	—	—	—	—	1	3,714	3,958
YEKÜN Total	E	24,552	1,154	957	271	554	56	4,121	24	371	32,060	32,251
	K	13,945	47	7	13	3	—	—	—	25	14,040	53,974
Umumi yekün Total général		38,497	1,201	964	284	557	56	4,121	24	396	46,100	86,225

KADRO II
CADR

Nüfusun meslekler itibarile inkişami
Répartition de la population d'après les professions
VİLÂYET: ERZURUM

KAZALAR Cazas	Cinsl- yet sexes	MESLEKLER — Professions										Meslekiz veya mesleki meçhul Sans profession ou profession inconnue	
		Zirai Agri- coles	Sınai indus- triel les	Ticari com- merci- ales	Ser- best libé- rales	Memur Eonc tion naires	Hakimler Magis- trature	Ordu Armée	P. T.T P. T.T	Muh- telif diver- ses	Meslekler yekünü Total des professions		
Erzu- rum	Şehir Ville	E	2,486	1,842	2,007	154	690	23	2,306	92	366	9,966	6,593
		H	225	23	4	13	9	—	—	—	81	355	14,543
	Köyler Villages	E	12,149	111	223	101	59	—	9	15	177	12,844	10,527
		H	4,356	1	1	1	—	1	—	—	8	4,368	18,938
	Yekün Total	E	14,635	1,953	2,230	255	749	23	2,315	107	543	22,810	17,120
		H	4,581	24	5	14	9	1	—	—	89	4,723	33,481
Hınıs	E	4,658	51	89	29	57	—	112	3	39	5,038	6,390	
	H	119	2	—	1	—	—	—	—	1	123	11,220	
İspir	E	7,430	101	56	24	44	2	19	—	13	7,689	6,043	
	H	9,712	1	9	—	—	—	—	—	3	9,725	9,374	
Oltı	E	10,347	133	60	63	64	9	54	4	6	10,740	7,677	
	H	4,211	23	4	1	—	2	—	—	—	4,241	14,338	
Pasinler	E	9,013	182	212	57	43	5	82	48	59	9,701	7,703	
	H	710	—	—	2	—	—	—	—	—	712	16,451	
Tercan	E	7,526	99	85	18	53	5	51	—	16	7,853	8,490	
	H	2,181	—	—	1	4	—	—	—	3	2,189	15,348	
Tortum	E	7,811	59	54	32	80	1	19	2	231	8,289	6,706	
	H	4,502	6	—	1	1	—	—	—	1	4,511	11,741	

KADRO II
CADRE

Nüfusun meslekler itibarile inkisamı
Répartition de la population d'après les professions
VİLAYET : ERZURUM (Mabat - Suite)

KAZALAR Cazas	Clas- yet Seres	MESLEKLER — Professions										Mesleksiz veya mesleği meçhul Sans profession ou profession inconnue
		Zirai agri- cotes	Sinai indus- tri- elles	Ticari com- merci- ales	Ser- best libé- rales	Memur Fon- cion- naires	Hakimler Magis- trature	Ordu Armée	P.T.T P.T.T	Muh- telif diver- ses	Meslekler yekünü Total des professions	
YEKÜN Total	E H K F	61,420	2,578	2,786	478	1,090	45	2,652	164	907	72,120	60,129
	K F	26,016	56	18	20	14	3	—	—	97	26,224	111,953
Umumi yekün Total général	—	87,436	2,634	2,804	498	1,104	48	2,652	164	1,004	98,344	172,082

VİLAYET : GAZIAYINTAP

Gazi- ayintap	Şehir Ville	E H K F	3,042	2,934	2,306	200	425	42	156	10	499	9,614	10,221
		K F	268	47	16	31	6	—	—	—	24	392	19,771
	Köyler Villages	E H K F	12,008	84	172	115	26	3	6	7	202	12,623	11,554
Yekün Total	E H K F	8,790	28	5	3	—	—	—	—	10	8,836	16,387	
		15,050	3,018	2,478	315	451	45	162	17	701	22,237	21,775	
Bisni	E H K F	9,058	75	21	34	6	—	—	—	34	9,228	36,158	
		4,382	646	493	93	68	8	63	8	211	5,972	8,701	
Kilis	Şehir Ville	E H K F	1,870	49	15	3	—	—	—	—	5	1,942	14,505
		K F	1,820	1,212	967	92	203	22	458	5	269	5,048	6,429
Köyler Villages	E H K F	158	13	9	18	3	1	—	—	10	212	10,979	
		5,454	44	96	38	31	—	10	15	318	6,006	5,614	
Yekün Total	E H K F	1,899	—	7	2	—	—	—	—	26	1,934	10,305	
		7,274	1,256	1,063	130	234	22	468	20	587	11,054	12,043	
	E H K F	2,057	13	16	20	3	1	—	—	36	2,146	21,284	

KADRO II
CADRE

Nüfusu meslekler itibarıyla inkişafı
Répartition de la population d'après les professions
VİLAYET : GAZİAYINTAP (Mabat - Suite)

KAZALAR Cazas	Cins- yet Sexes	MESLEKLER — Professions										Mesleksiz veya mesleği meçhul
		Zirai agri- coles	Sınai indus- tri- elles	Ticari com- merci- ales	Ser- best libé- rales	Memur Fon- tion- naires	Hakimler Magis- trature	Ordu Armée	P. T.T P. T.T	Muh- tefif diver- ses	Meslekler yekünü Total des professions	Sans profession ou profession inconnue
Nezip	E	10,882	343	347	94	97	8	44	7	149	11,971	12,154
	H K F	6,112	29	14	18	1	—	—	—	17	6,191	18,401
YEKÜN Total	E	37,588	5,263	4,381	632	850	83	737	52	1,648	51,234	54,673
	H K F	19,097	166	66	75	10	1	—	—	92	19,507	90,348
Umumi yekun Total général		56,685	5,429	4,447	707	860	84	737	52	1,740	70,741	145,021
VİLAYET : GÜMÜŞANE												
Gümüşane	E	3,876	365	270	67	95	23	71	12	248	5,027	5,954
	H K F	2,231	—	—	3	—	—	—	—	2	2,236	10,442
Bayburt	E	10,676	412	678	63	99	19	229	7	110	12,293	11,114
	H K F	5,366	19	8	4	—	—	—	—	—	5,397	20,166
Kilkit	E	4,377	26	18	21	41	4	5	4	9	4,505	4,580
	H K F	2,361	4	—	2	—	—	—	—	—	2,367	7,713
Siran	E	2,784	16	13	7	32	3	1	—	3	2,859	2,826
	H K F	3,211	7	—	1	1	—	—	—	—	3,220	3,565
Turoi	E	3,934	109	79	43	32	4	35	2	35	4,303	3,926
	H K F	3,710	1	—	—	—	—	—	—	—	3,711	6,027

KADRO II
CADRE

Müfusun meslekler itibarile inkısamı
Répartition de la population d'après les professions
VİLİYET : **GÜMÜŞANE** (Mabat - Suite)

KAZALAR Cazas	Cinsiyet Sexes	MESLEKLER — Professions										Mesleksiz veya mesleği meçhul Sans profession ou profession inconnue
		Zirai agri- coles	Sınai indus- triell- les	Ticari com- merci- ales	Ser- best libé- rales	Memur Fonc- tion- naires	Hakimler Magis- trature	Ordu Armée	P.T.T P.T.T	Muh- telif diver- ses	Meslekler yekünü Total des professions	
YEKÜN Total	E	25,677	928	1,058	201	299	53	341	25	405	28,987	28,400
	H K F	16,879	31	8	10	1	—	—	—	2	16,931	47,913
Umumî yekün Total général		42,556	959	1,066	211	300	53	341	25	407	45,918	76,313
VİLİYET : HAKÂRİ												
Hakâri	E	2,048	29	45	9	56	1	181	22	15	2,406	1,450
	H K F	48	—	1	—	—	—	—	—	—	49	3,368
Beytişebap	E	1,452	—	—	3	11	—	1	1	—	1,468	2,037
	H K F	87	—	—	—	—	—	—	—	—	87	3,432
Gevar	E	692	3	14	2	68	—	267	—	4	1,050	703
	H K F	14	—	—	—	—	—	—	—	—	14	1,442
Şemdinan	E	404	2	—	1	9	—	235	2	—	653	271
	H K F	4	—	—	—	—	—	—	—	—	4	687
YEKÜN Total	E	4,596	34	59	15	144	1	684	25	19	5,577	4,461
	H K F	153	—	1	—	—	—	—	—	—	154	8,929
Umumî yekün Total général		4,749	34	60	15	144	1	684	25	19	5,731	13,390

KADRO II
CADRE

Nüfusun meslekler itibarıyla dağılımı
Répartition de la population d'après les professions
VİLİYET : KARS

KAZALAR Cazas	Clas- yet seres	MESLEKLER — Professions										Mesleksiz veya mesleği meçhul Sans profession ou profession inconnue
		Zirai Agricultures	Sınai industrielles	Ticari commerciales	Ser- best libérales	Memur Fonctionnaires	Hakimler Magistrature	Ordu Armée	P. T. T. P. T. T.	Muh- telif diverses	Meslekler yekünü Total des professions	
Kars	E	97	47	3,681	19	279	45	674	392	925	6,159	2,974
	H											
	K	271	10	2	9	3	—	—	—	7	302	4,466
	F											
Köyler Villages	E	5,280	27	44	28	12	1	3	1	11	5,407	7,088
	H											
	K	2,340	11	—	—	—	—	—	—	1	2,352	9,258
	F											
Yekün Total	E	5,377	74	3,725	47	291	46	677	393	936	11,566	10,062
	H											
Ardahan	K	2,611	21	2	9	3	—	—	—	8	2,654	13,724
	F											
Ardahan	E	6,102	104	199	18	66	5	448	2	31	6,975	6,054
	H											
Arpaçay	K	5,536	6	3	1	3	—	—	—	1	5,550	5,855
	F											
Arpaçay	E	5,199	35	54	31	46	2	360	3	8	5,738	7,398
	H											
Çıldır	K	362	5	—	—	—	—	—	—	1	368	11,704
	F											
Çıldır	E	4,667	23	20	11	39	2	2	1	9	4,774	4,985
	H											
Göle	K	1,243	14	1	—	—	—	—	—	9	1,267	7,641
	F											
Göle	E	5,581	127	37	27	35	2	37	12	2	5,860	5,299
	H											
Kağızman	K	4,944	2	—	1	—	—	—	—	—	4,947	5,848
	F											
Kağızman	E	3,351	76	77	19	76	4	66	6	79	3,754	5,095
	H											
Posof	K	2,768	4	2	—	1	—	—	—	3	2,778	5,678
	F											
Posof	E	5,697	36	29	18	69	1	96	2	3	5,951	6,161
	H											
Sarıkamış	K	5,656	4	1	1	—	1	—	—	—	5,663	6,161
	F											
Sarıkamış	E	8,463	276	281	49	87	7	1,376	54	42	10,635	8,496
	H											
Sarıkamış	K	2,713	19	2	5	—	—	—	—	5	2,744	13,461
	F											

CADRO II
CADRE

Nüfusun meslekler itibarile inkisamı
Répartition de la population d'après les professions
VİLAYET : KARS (Mabat - Suite)

KAZALAR Cazas	Clas- yet SIZES	MESLEKLER — Professions										Mesleksiz veya mesleği meçhul
		Zirai Agri- coles	Sınai indus- triel- les	Ticari com- merci- ales	Ser- best libé- rales	Memur Fonc- tion- naires	Hakimler Magis- trature	Ordu Armée	P.T.T P.T.T	Muh- telif diver- ses	Meslekler yekünü Total des professions	Sans profession ou profession inconnue.
YEKÛN Total	E	44,437	751	4,422	220	709	69	3,052	473	1,110	55,253	53,550
	H	25,833	75	11	17	7	1	—	—	27	25,971	70,072
	K F	70,270	826	4,433	237	716	70	3,062	473	1,137	81,224	123,622
VİLAYET : MALATYA												
Malat- ya	E H K F	1,895	1,419	1,222	83	307	34	217	15	248	5,440	4,709
		219	38	3	23	6	—	—	—	51	340	10,248
		11,687	611	197	58	39	—	8	1	510	13,111	13,672
Akçadağ (Arga)	E H K F	7,849	63	17	1	—	—	—	—	172	8,102	20,717
		13,582	2,030	1,419	141	346	34	225	16	758	18,551	18,381
		8,068	101	20	24	6	—	—	—	223	8,442	30,965
Arapkir	E H K F	9,177	36	50	8	20	6	34	5	24	9,360	8,707
		10,978	35	—	2	—	—	—	—	3	11,018	8,209
		3,234	431	216	49	46	7	6	6	184	4,179	5,215
Adıyaman	E H K F	2,965	462	12	4	2	—	—	—	17	3,462	9,010
		8,484	755	297	63	69	4	58	5	116	9,851	12,293
		2,734	75	3	—	—	—	—	—	8	2,820	20,285
Hekimhan	E H K F	6,460	85	92	28	50	5	11	—	7	6,738	7,682
		6,560	19	6	2	—	—	—	—	—	6,587	9,883

KADRO II
CADR

Nüfusun meslekler itibarıyla inkısamı
Répartition de la population d'après les professions
VİLAYET : MALATYA (Mabat - Suite)

KAZALAR Cazas	Clas- yet Sexes	MESLEKLER — Professions										Mesleksiz veya mesleği meçhul Sans profession ou profession inconnue
		Zirai Agri- coles	Sinai indus- triel- les	Ticari com- merci- ales	Ser- best libé- rales	Memur Eonc tion naires	Hakimler Magis- trature	Ordu Armée	P. T.T P. T.T	Muh- telif diver- ses	Meslekler yekünü Total des professions	
Kahte	E	6,575	139	66	34	21	5	4	2	19	6,865	8,953
	H K F	2,560	6	—	1	—	—	—	—	13	2,580	13,633
Kemaliye	E	2,768	375	256	83	85	7	51	13	486	4,124	5,310
	H K F	2,735	72	25	5	3	—	—	—	97	2,937	10,536
Petürke	E	7,224	250	136	63	59	4	32	2	25	7,795	10,623
	H K F	5,093	28	7	3	1	—	—	—	19	5,151	16,737
YEKÜN Total	E	57,504	4,101	2,532	469	696	72	421	49	1,619	67,463	77,164
	H K F	41,693	798	73	41	12	—	—	—	380	42,997	119,258
Umümi yekün Total général		99,197	4,899	2,605	510	708	72	421	49	1,999	110,460	196,422
VİLAYET : MARAŞ												
Maraş	E	2,312	1,979	1,126	164	290	22	1,013	35	321	7,262	6,089
	H K F	331	23	11	13	4	1	—	—	23	406	12,225
Köyler Villages	E	8,997	290	177	74	18	—	51	3	570	10,180	12,616
	H K F	1,497	14	13	1	—	—	—	—	48	1,573	20,831
Yekün Total	E	11,309	2,269	1,303	238	308	22	1,064	38	891	17,442	18,705
	H K F	1,828	37	24	14	4	1	—	—	71	1,979	33,056
Andirin	E	2,773	28	48	22	46	—	22	1	56	2,996	3,054
	H K F	1,231	3	—	3	1	—	—	—	41	1,279	4,891

KADRO II
CADRE

Nüfusun meslekler itibarıyla inkısamı
Répartition de la population d'après les professions
VİLİYET : **MARAS** (Mabat - Suite)

KAZALAR Cazas	Cinsiyet Sexes	MESLEKLER — Professions										Mesleksiz veya mesleği meçhul Sans profession ou profession inconnue
		Zirai Agricultures	Sınai Industrielles	Ticari Commerciales	Serbest Libérales	Memur Fonctionnaires	Hakimler Magistrature	Ordu Armée	P.T.T P.T.T	Muh-telif diverses	Meslekler yekünü Total des professions	
Elbistan	E	11,480	519	304	85	106	8	1,041	7	162	13,712	12,927
	K F	7,743	60	6	2	—	—	—	—	17	7,828	19,929
Göksun	E	4,391	81	112	39	46	6	28	—	143	4,846	5,271
	K F	632	47	6	—	3	—	—	—	83	771	9,460
Pazarcık	E	5,514	199	286	32	8	7	45	7	216	6,314	8,176
	K F	1,413	52	12	2	1	1	—	—	30	1,511	12,708
YEKÜN Total	E	35,467	3,096	2,053	416	514	43	2,200	53	1,468	45,310	48,133
	K F	12,847	199	48	21	9	2	—	—	242	13,368	80,044
Umumî yekün Total général		48,314	3,295	2,101	437	523	45	2,200	53	1,710	58,678	128,177

VİLİYET : **MARDİN**

Mardin	Şehir Ville	E	1,108	1,602	1,146	112	348	27	2,721	6	339	7,409	5,296
		K F	86	26	6	13	3	1	—	1	7	143	10,404
	Köyler Villages	E	4,956	74	137	83	55	—	35	73	55	5,468	6,024
		K F	1,532	9	7	2	1	—	—	9	7	1,567	11,176
	Yekün Total	E	6,064	1,676	1,283	195	403	27	2,756	79	394	12,877	11,320
		K F	1,618	35	13	15	4	1	—	10	14	1,710	21,580

KADRO II
CADRE

Nüfusun meslekler itibarıyla inkısaını
Répartition de la population d'après les professions
VİLÄYET: **MARDİN** (Mabat - Suite)

KAZALAR Cazas	Cins- yet şerh	MESLEKLER — Professions										Mesleksiz veya mesleği meçhul Sans profession ou profession inconnue
		Zirai agri- coles	Sınai indus- triell- les	Ticari com- merci- ales	Ser- best libé- rales	Memur Fon- tion- naires	Hakimler Magis- trature	Ordu Armée	P. T.T P. T.T	Muhtelif diver- ses	Meslekler yekünü Total des professions	
Cizre	E	4,498	151	278	80	75	—	495	3	139	5,719	5,638
	H K F	625	15	6	1	1	—	—	—	3	651	12,013
Dirik	E	2,273	81	144	31	34	1	153	2	15	2,734	4,313
	H K F	84	3	10	—	—	—	—	—	3	100	7,917
Kercüş	E	3,775	270	94	112	34	—	26	—	159	4,470	6,122
	H K F	123	286	6	3	—	—	—	—	1	419	10,313
Midyat	E	4,227	437	244	111	77	4	535	6	191	5,832	10,111
	H K F	36	7	—	1	—	—	—	—	1	45	16,240
Nusaybin	E	2,745	55	154	41	84	—	854	1	18	3,952	2,239
	H K F	2,833	6	5	2	—	—	—	—	3	2,849	3,233
Resülayın	E	73	6	6	3	26	1	275	7	2	399	24
	H K F	—	—	—	—	—	—	—	—	—	—	50
Savor	E	4,773	129	245	65	89	2	235	—	434	5,972	7,436
	H K F	1,760	18	201	—	1	1	—	—	69	2,050	12,128
YEKÜN Total	E	28,428	2,805	2,448	638	822	35	5,329	98	1,352	41,955	47,203
	H K F	7,079	370	241	22	6	2	—	10	94	7,824	83,474
Ümumi yekün Total général		35,507	3,175	2,689	660	828	37	5,329	108	1,446	49,779	130,677

CADRO II
CADRE

Nüfusun meslekler itibarile inkisamı
Répartition de la population d'après les professions
VILAYET : **SIIRT**

KAZALAR Cazas	Clas- yet sexs	MESLEKLER — Professions										Mesteksiz veya mesleği meçhul Sans profession ou profession inconnue
		Zirai Agri- coles	Sınai indus- tri- les	Ticari com- merci- ales	Ser- best libé- rales	Memur Fonc- tion- naires	Hakimler Magis- trature	Ordu Armée	P.T.T P.T.T	Muh- telif diver- ses	Meslekler yekünü Total des professions	
Siirt	E H K F	1,031	601	593	41	289	14	2,769	3	162	5,503	3,596
	K F	49	3	10	2	1	—	—	—	2	67	5,933
	E H K F	1,726	58	96	34	15	—	6	—	157	2,092	2,708
	K F	88	3	—	—	—	—	—	—	11	102	5,058
Yekünü Total	E H K F	2,757	659	689	75	304	14	2,775	3	319	7,595	6,304
	K F	137	6	10	2	1	—	—	—	13	169	10,991
Beşiri	E H K F	2,257	41	48	71	23	—	178	2	75	2,695	3,515
	K F	470	1	1	2	—	—	—	—	14	488	6,326
Eruh	E H K F	2,596	27	51	95	25	2	50	3	58	2,897	3,771
	K F	467	5	1	—	—	—	—	—	2	475	7,767
Garzan	E H K F	2,461	49	88	66	43	3	481	8	240	3,439	3,380
	K F	150	18	11	—	—	—	—	—	10	189	7,145
Pervari	E H K F	1,063	5	28	26	24	—	28	—	31	1,205	1,690
	K F	410	—	1	—	1	—	—	—	—	412	2,840
Sasun	E H K F	1,589	14	51	17	24	—	109	4	47	1,855	2,265
	K F	68	2	1	—	—	—	—	—	5	76	5,038
Şirnak	E H K F	1,910	98	58	43	22	—	361	3	58	2,553	2,667
	K F	83	8	—	—	—	—	—	—	4	95	5,251
Şirvan	E H K F	1,713	12	81	42	31	1	6	2	158	2,046	2,503
	K F	712	5	24	2	—	—	—	—	4	747	4,071

KADRO II
CADR

Nüfusun meslekler itibarile inkişanı
Répartition de la population d'après les professions
VİLAYET : SİİRT (Mabat - Suite)

KAZALAR Cazas	Cinsiyet Sexes	MESLEKLER — Professions										Mesleksiz veya mesleği meçhul Sans profession ou profession inconnue
		Zirai Agricoles	Sınai industrielles	Ticari commerciales	Serbest libérales	Memur Eonctionnaires	Hakimler Magistrature	Ordu Armée	P. T. I P. T. T	Muh-telif diverses	Meslekler yekünü Total des professions	
YEKÜN Total	E	16,336	905	1,094	435	496	20	3,988	25	986	24,285	26,195
	H	2,497	45	49	6	2	—	—	—	52	2,651	49,429
Umumi yekün Total général	K	18,833	950	1,143	441	498	20	3,988	25	1,038	26,936	75,624
	F											
VİLAYET : ŞEBİNKARAHİSAR												
Şebinkarahisar	E	3,357	393	266	42	157	13	59	7	80	4,374	4,142
	H	1,372	37	—	10	6	—	—	—	1	1,426	8,611
Aloçra	K	4,397	45	49	7	39	—	5	—	248	4,790	4,638
	F	4,753	—	—	—	1	—	—	—	—	4,754	7,057
Kavilhisar	E	3,894	50	37	20	33	4	31	2	31	4,102	4,768
	H	5,333	—	—	3	—	—	—	—	—	5,336	5,164
Mesudiye	K	5,182	29	26	32	33	6	22	1	7	5,338	5,18
	F	7,552	—	—	—	—	—	—	—	—	7,552	5,12
Suşehri	E	5,615	63	85	21	48	1	40	3	29	5,905	6,472
	H	8,425	2	—	3	—	—	—	—	—	8,430	5,561
YEKÜN Total	K	22,445	580	463	122	310	24	157	13	395	24,509	25,209
	F	27,435	39	—	16	7	—	—	—	1	27,498	31,519
Umumi yekün Total général	E	49,880	619	463	138	317	24	157	13	396	52,007	56,728
	H											

KADRO II
CADRE

Nüfusun meslekler itibarıyla inkısaı
Répartition de la population d'après les professions
VİLÄYET: URFA

KAZALAR Cazas	Cinsiyet Sexes	MESLEKLER — Professions										Mesleksiz veya mesleği meçhul Sans profession ou profession inconnue
		Zirai agri- coles	Sınai indus- triel- les	Ticari com- merci- ales	Ser- best libé- rales	Memur Fon- tion- naires	Hakimler Magis- trature	Ordu Armée	P. T.T P. T.T	Muh- telif diver- ses	Meslekler yekünü Total des professions	
Urfa	E	2,442	1,779	1,760	157	429	24	965	9	539	8,104	6,837
	H											
	K											
	F	266	21	16	7	5	—	—	—	22	337	13,820
	E	5,681	22	172	13	8	2	2	—	105	6,005	8,408
	H											
Köyler Villages	K	1,261	2	4	—	—	—	—	—	8	1,275	13,592
	F											
Yekün Total	E	8,123	1,801	1,932	170	437	26	967	9	644	14,109	15,245
	H	1,527	23	20	7	5	—	—	—	30	1,612	27,412
Birecik	E	5,656	564	637	73	124	9	62	12	412	7,549	7,866
	H											
Köyler Villages	K	2,776	17	3	9	1	—	—	—	36	2,842	13,215
	F											
Haran	E	2,151	5	20	1	96	—	202	41	18	2,534	2,746
	H											
Köyler Villages	K	91	—	—	—	—	—	—	—	—	91	4,997
	F											
Hilvan	E	2,717	26	88	17	16	4	18	—	36	2,922	3,112
	H											
Köyler Villages	K	376	—	2	—	—	—	—	—	1	379	5,722
	F											
Siverek	E	948	446	707	49	84	17	448	8	496	3,203	3,897
	H											
	K	148	14	4	2	—	—	—	—	7	175	7,687
	F											
	E	6,040	63	66	15	9	1	8	2	48	6,252	6,625
	H											
Köyler Villages	K	1,487	4	1	—	—	—	—	—	4	1,496	12,455
	F											
Yekün Total	E	6,988	509	773	64	93	18	456	10	544	5,455	10,522
	H	1,635	18	5	2	—	—	—	—	11	1,671	20,142
Suruç	E	4,045	75	168	45	113	5	308	14	60	4,833	4,614
	H											
Köyler Villages	K	539	6	3	4	2	—	—	—	16	570	8,615
	F											

KADRO II
CADRE


Nüfusun meslekler itibarile inkisami
Répartition de la population d'après les professions
VİLÂYET : URFA (Mabat - Suite)

KAZALAR Cazas	Clasi- yet Sexes	MESLEKLER — Professions										Mesleksiz veya mesleği meçhul Sans profession ou profession inconnue
		Zirai agri- coles	Sinai indus- triel- les	Ticari com- merci- ales	Ser- best libé- rales	Memur Fon- tion- naires	Hakimler Magis- trature	Ordu Armée	P.T.T P.T.T	Mut- telif diver- ses	Meslekler yekûnu Total des professions	
Viranşehir	E	1,339	79	146	15	51	5	519	2	71	2,227	1,348
	H K F	257	6	2	2	—	—	—	—	1	268	2,964
Yaylak	E	3,357	46	132	30	18	—	25	1	11	3,620	5,023
	H K F	167	2	—	—	—	—	—	—	—	169	8,474
YEKÛN Total	E	34,376	3,105	3,896	415	948	67	2,557	89	1,796	47,249	50,476
	H K F	7,368	72	35	24	8	—	—	—	95	7,602	91,541
Umumî yekûn Total général		41,744	3,177	3,931	439	956	67	2,557	89	1,891	54,851	142,017
VİLÂYET : VAN												
Van	E	4,194	222	410	58	164	18	726	25	138	5,955	5,864
	H K F	389	23	—	6	—	—	—	—	1	419	10,275
Başkale	E	1,175	20	39	10	76	2	—	1	4	1,327	1,192
	H K	160	—	—	—	3	—	—	—	—	163	2,493
Erciş	E	3,008	78	160	204	41	1	185	5	39	3,721	5,836
	H K F	8	1	—	2	—	—	—	—	1	12	8,792
Gevaş	E	2,389	81	29	29	81	—	34	8	23	2,571	3,169
	H K F	390	—	—	—	5	—	—	—	2	397	5,164
Mahmudi	E	1,784	31	22	—	32	3	80	—	3	1,937	2,205
	H K F	140	—	—	—	2	—	—	—	—	142	3,399

KADRO II
CADRE

Nüfusun meslekler itibarıyla dağılımı
Répartition de la population d'après les professions
VILAYET : VAN (Mabat - Suite)

KAZALAR Cazas	Cinsiyet Sexes	MESLEKLER — Professions										Mesleksiz veya mesleği meçhul Sans profession ou profession inconnue
		Zirai agri- coles	Sınai indus- triels	Ticari com- merci- ales	Ser- best libé- rals	Memur Fonc- tion- naires	Hakimler Magis- trature	Ordu Armée	P.T.T P.T.T	Muh- telif diver- ses	Meslekler yekünü Total des professions	
Müradiye	E	1,466	8	22	197	21	68	1,196	5	21	3,004	1,025
	H K F	4	16	2	—	—	—	—	—	—	92	2,853
Şitak	E	930	4	15	1	8	1	22	1	1	983	736
	H K F	554	2	—	—	—	—	—	—	—	556	1,117
YEKÛN Total	E	14,946	376	697	499	373	93	2,243	42	229	19,498	20,027
	H K F	1,645	42	2	8	10	—	—	—	4	1,711	34,093
Umumi yekün Total général		16,591	418	699	507	383	93	2,243	42	233	21,209	54,120



Kadro
CADRE **III**

**NÜFUSUN DİNLER VE MALULİYETLER
İTİBARİLE İNKISAMI**

*RÉPARTITION DE LA POPULATION D'APRÈS
LES RELIGIONS — RELEVÉ DES INFIRMITÉS*

D. — ŞARKÎ VE CENUBİ ŞARKÎ ANADOLU VİLÂYETLERİ

VİLÂYETS DE L'ANATOLIE ORIENTALE ET DE L'ANATOLIE DU SUD-EST

Bayazıt	<i>Bayazıt</i>	Kars	<i>Kars</i>
Bitlis	<i>Bitlis</i>	Malatya	<i>Malatya</i>
Diyarbakır	<i>Diyarbakır</i>	Maraş	<i>Marache</i>
Elâziz	<i>Elaziz</i>	Mardin	<i>Mardine</i>
Erzincan	<i>Erzindjan</i>	Siirt	<i>Siirt</i>
Erzurum	<i>Erzouroum</i>	Şebinkarahisar	<i>Chebinkarahissar</i>
Gaziayıntap	<i>Gaziayıntap</i>	Urfa	<i>Ourfa</i>
Gümüşane	<i>Gumuchané</i>	Van	<i>Van</i>
Hakâri	<i>Hakari</i>		

KADRO
CADRE **III**

Nüfusun dinler ve maluliyetler itibarile inkısamı
Répartition de la population d'après les religions — Relevé des infirmités
VİLAYET : BAYAZIT

KAZALAR Cazas	Cinsli- yet Sexes	DİNLER — Religions								MALULİYETLER — Infirmités							
		İslam Mu- sul- mans	Kato- lik Catho- liques	Protis- tan Protes- tants	Orto- doks Ortho- doxes	Erme- ni Arme- niens	Hris- tiyan Chrè- tiens	Muse- vi Israé- lites	Sair dinter Autres religions	Dinsiz veya dini meçhul Religion incon- nue ou sans	Malu- liyet- siz Sans infirmité	Kör Aveu- gles	Sağır dilsiz Sourd- muets	Topal Estru- piés des jambes	Çolak Man- chots	Kan- bur Bos- sus	Sair maluli- yetler Autres infirmités
Bayazıt	E	11,027	—	—	—	—	—	—	—	—	10,840	35	19	22	10	1	100
	H K F	9,463	—	—	—	—	—	—	—	—	9,433	13	4	4	1	—	8
Diyadin	E	6,173	—	—	—	—	—	—	—	—	6,063	16	4	9	4	3	74
	H K F	5 678	—	—	—	—	—	—	—	—	5 652	14	1	—	1	—	10
Eleşkirt	E	4,621	—	—	—	—	—	—	—	—	4,549	12	5	2	5	1	47
	H K F	4,308	—	—	—	—	—	—	—	—	4,285	5	2	—	1	—	15
İğdir	E	13,384	—	—	—	—	—	—	—	—	13,289	13	11	16	5	—	50
	H K F	11,825	—	—	—	—	—	—	—	—	11,803	4	1	3	—	—	14
Karaköse	E	13,382	—	—	—	—	—	—	—	—	13,285	14	6	7	10	1	59
	H K F	7,946	—	—	—	—	—	—	—	—	7,928	8	—	—	1	—	9
Tuzluca (Kulp)	E	5,349	—	—	—	—	—	—	—	—	5,292	11	1	7	1	2	35
	H K F	5,177	—	—	—	1	—	—	—	—	5,160	7	1	2	—	—	8
Tutak	E	3,241	—	—	—	—	—	—	—	—	3,207	4	1	2	3	1	23
	H K F	3,011	—	—	—	—	—	—	—	—	3,009	—	—	—	—	—	2
YEKÛN Total	E	57,177	—	—	—	—	—	—	—	—	56,525	105	47	65	38	9	388
	H K F	47,408	—	—	—	1	—	—	—	—	47,270	51	9	9	4	—	66
Umumi yekûn Total général		104,585	—	—	—	1	—	—	—	—	103,795	156	56	74	42	9	454

KADRO III
CADRE

Nüfusun dinler ve maluliyetler itibarile inkişamı
Répartition de la population d'après les religions — Relevé des infirmités
VİLAYET : BİTLİS

KAZALAR Cazas	Clas- yet Sexes	DİNLER — Religions									MALULİYETLER — Infirmités						
		İslam Mu- sul- mans	Kat- lık Catho- liques	Protis- tan Protes- tants	Orto- doks Ortho- doxes	Erme- ni Armé- niens	Hiris- tiyan Chrê- tiens	Muse- vi Israé- lites	Sair dinler Autres religions	Dinsiz veya dini meçhul Religion incon- nue ou sans	Malu- liyet- siz Sans infirmité	Kör Aveu- gles	Sagr- dilsiz Sourd- muets	Topal Esro- piés des jambes	Çolak Man- chots	Kan- bur Bos- sus	Sair maluli- yetler Autres infirmités
Bitlis	E	11,384	—	—	—	2	—	—	—	—	11,213	30	12	16	5	—	110
	H K F	8,368	—	—	—	—	—	1	—	—	8,300	19	5	12	3	4	26
Ahlat	E	4,290	—	—	—	—	—	—	—	—	4,184	18	5	2	—	1	80
	H K F	3,669	—	—	—	—	—	—	—	—	3,646	12	1	—	—	—	10
Bulanık	E	2,665	—	—	—	—	—	—	—	—	2,642	4	—	3	—	—	16
	H K F	2,632	—	—	—	—	—	—	—	—	2,628	2	—	1	—	—	1
Hizan	E	4,186	—	—	—	—	—	—	—	—	4,150	11	—	2	1	1	21
	H K F	4,222	—	—	—	—	—	—	—	—	4,205	1	1	5	—	—	10
Meleskirt	E	3,765	—	—	—	—	—	—	—	—	3,655	11	11	3	2	—	83
	H K F	3,201	—	—	—	—	—	—	—	—	3,169	11	2	—	1	—	18
Muş	E	11,092	—	—	—	7	1	—	—	—	10,949	22	9	3	7	—	110
	H K F	10,394	—	—	—	5	—	—	—	—	10,358	12	3	3	1	—	22
Mutki	E	5,223	—	—	—	138	—	—	—	—	5,312	4	—	4	3	—	38
	H K F	5,428	—	—	—	135	1	—	—	—	5,551	2	—	7	—	—	4
Vartu	E	4,790	—	—	—	—	—	—	—	—	4,682	21	3	2	—	—	82
	H K F	5,032	—	—	—	—	—	—	—	—	4,996	19	4	—	—	—	13
YEKÜN Total	E	47,395	—	—	—	147	1	—	—	—	46,787	121	40	35	18	2	540
	H K F	42,946	—	—	—	140	1	1	—	—	42,853	78	16	28	5	4	104
Umumî yekûn Total général		90,341	—	—	—	287	2	1	—	—	89,640	199	56	63	23	6	644

KADRO III
CADRE

Nüfusun dinler ve maluliyetler itibarıyla tahsisi
Répartition de la population d'après les religions — Relevé des infirmités
VİLÂYET : **DIYARBEKİR**

KAZALAR Cazas	Cinsiyet Sexes	DİNLER — Religions									MALULİYETLER — Infirmités						
		İslam Mu- sul- mans	Kato- lik Catho- liques	Protis- tan Protes- tants	Orto- doks Ortho- doxes	Erme- ni Armé- niens	Hris- tiyan Chrê- tiens	Muse- vi Israê- lites	Sair dinler Autres religions	Dinsiz veya dini meçhul Religion incon- nue ou sans	Malu- liyet- siz Sans infirmité	Kör Aveu- gles	Sağır dilsiz Sourd- muets	Topal Estro- piés des jambes	Çolak Man- chots	Kan- bur Bos- sus	Sair maluliyetler Autres infirmités
Diyar- bekir	Şehir Ville	E 16,042	K 86	F 34	—	592	8	214	679	—	17,099	58	36	23	13	2	424
	Köyler Villages	E 11,019	K 163	F 50	—	712	50	165	891	4	12,843	45	21	16	1	2	126
		E 31,261	K 32	F —	—	253	15	—	547	41	31,107	158	70	69	27	6	712
	Yekûn Total	E 47,303	K 118	F 34	—	845	23	214	1,226	41	48,206	216	106	92	40	8	1,136
Çermik	E 44,446	K 187	F 51	—	962	64	165	1,518	6	46,760	184	43	53	6	5	348	
	E 7,934	K —	F —	—	1	—	5	—	—	7,636	27	20	18	11	5	223	
Erganimadeni	E 9,180	K —	F —	—	—	—	8	—	—	9,033	44	15	5	7	3	81	
	E 8,955	K —	F —	—	9	—	—	—	—	8,826	21	7	15	3	2	90	
Kalp	E 9,773	K —	F —	—	3	—	—	—	—	9,727	18	2	9	2	—	18	
	E 5,220	K —	F —	—	56	10	—	—	—	5,210	8	5	3	4	—	56	
Lice	E 5,851	K —	F —	—	82	13	—	—	—	5,924	8	1	2	—	—	11	
	E 11,259	K —	F —	—	104	1	—	3	—	11,169	34	12	6	5	1	140	
Silvan	E 10,065	K —	F 4	—	117	4	—	1	—	10,063	54	7	—	2	1	64	
	E 12,582	K 2	F 1	1	153	13	—	186	1	12,653	63	16	32	7	4	164	
YEKÛN Total	E 13,057	K 3	F 2	1	158	4	—	170	—	13,299	33	5	13	3	—	42	
	E 93,253	K 120	F 35	1	1,168	47	219	1,415	42	93,700	369	166	166	70	20	1,809	
Umumî yekûn Total général	E 92,372	K 190	F 57	1	1,322	85	173	1,689	6	94,806	341	73	82	20	9	564	
	E 185,625	K 310	F 92	2	2,490	132	392	3,104	48	188,506	710	239	248	90	29	2,373	

KADRO III
CADRE

Nüfusun dinler ve maluliyetler itibarile inkişımı
Répartition de la population d'après les religions — Relevé des infirmités
VİLAYET : ELÂZİZ

KAZALAR Cazas	Cinsiyet Sexes	DİNLER — Religions									MALULİYETLER — Infirmités							
		İslam Mu- sul- mans	Kato- lik Catho- liques	Protis- tan Protes- tants	Orto- doks Ortho- doxes	Erme- ni Armé- niens	Hiris- tiyan Chrê- tiens	Muse- vi Israê- lites	Sair dinler Autres religions	Dinsiz veya dini meçhul Religion incon- nue ou sans	Malu- liyet- siz Sans infirmité	Kör Aveu- gles	Sağır dilsiz Sourd- muets	Topal Estro- piés des jambes	Çolak Man- chots	Kan- bur Bos- sus	Sair maluli- yetler Autres infirmités	
Elâziz	Şehir Ville	E H K F	10,626	15	5	12	333	18	1	27	—	10,842	21	13	28	9	3	121
		E H K F	8,364	9	1	2	579	35	—	25	—	8,929	37	6	22	1	—	20
	Köyler Villages	E H K F	27,517	5	—	18	254	43	—	10	—	27,203	97	45	94	18	13	377
		E H K F	30,862	3	3	114	270	63	—	—	—	30,993	104	31	33	7	5	142
	Yekûn Total	E H K F	38,143	20	5	30	587	61	1	37	—	38,045	118	58	122	27	16	498
E H K F		39,226	12	4	116	849	98	—	25	—	39,922	141	37	55	8	5	162	
Baskel	E H K F	5,938	—	—	—	7	4	—	—	—	5,879	9	9	9	2	—	41	
	E H K F	6,853	—	—	—	3	—	—	—	—	6,828	7	2	3	1	—	15	
Çapakçur	E H K F	5,453	—	—	—	—	—	—	—	—	5,373	12	2	2	1	1	62	
	E H K F	4,942	—	—	—	—	—	—	—	—	4,912	10	2	—	—	—	18	
Çemişkezek	E H K F	5,928	—	—	39	—	—	—	—	—	5,810	17	13	16	5	4	102	
	E H K F	7,713	—	—	—	—	—	—	—	—	7,634	14	8	13	2	2	40	
Genç	E H K F	1,941	—	—	—	—	—	—	—	—	1,907	1	4	9	10	—	10	
	E H K F	1,718	—	—	—	—	—	—	—	—	1,717	—	1	—	—	—	—	
Hozat	E H K F	5,312	10	—	25	80	18	—	—	—	5,320	14	4	7	1	—	99	
	E H K F	4,886	2	—	—	151	3	—	—	—	5,011	9	1	1	—	—	20	
Keban	E H K F	1,472	—	—	—	—	—	—	—	—	1,460	6	2	—	—	—	4	
	E H K F	1,884	—	—	—	—	—	—	—	—	1,869	8	—	1	—	—	6	
Mazkirt	E H K F	7,962	—	—	—	56	—	—	—	—	7,913	17	4	5	1	1	77	
	E H K F	7,775	5	—	—	36	3	—	—	—	7,811	5	1	—	—	—	2	

KAZALAR Cazas	Cins- yet Sexes	DİNLER — Religions								MALULİYETLER — Infirmités							
		İslam Mu- sul- mans	Kato- lik Catho- liques	Protis- tan Protes- tants	Orto- doks Ortho- doxes	Erme- ni Armé- niens	Hris- tiyan Chré- tiens	Muse- vi Israé- lites	Sair dinler Autres religions	Dinsiz veya dini meçhul Religion inco- nue ou sans	Malu- liyet- siz Sans infirmité	Kör Aveu- gles	Sağır dilsiz Sourd- muets	Topal Estro- piés des jambes	Çolak Man- chots	Kan- bur Bos- sus	Sair maluli- yetler Autres infirmité
Maden	E H	4,956	—	3	10	—	3	—	1	—	4,882	7	13	6	1	1	63
	K F	5,043	—	—	—	2	1	—	—	—	5,000	10	5	4	—	1	26
Ovacık	E H	2,167	—	—	—	—	—	—	—	—	2,144	2	—	—	—	—	21
	K F	2,100	—	—	—	—	—	—	—	—	2,100	—	—	—	—	—	—
Palu	E H	17,019	—	—	—	89	—	—	—	—	16,886	36	2	4	1	—	179
	K F	17,803	—	—	—	95	—	—	—	—	17,848	15	1	3	1	—	30
Pertek	E H	6,796	—	—	—	26	—	—	—	—	6,671	23	12	20	2	5	89
	K F	7,151	—	—	7	11	1	—	—	—	7,115	12	5	5	1	1	31
YEKÜN Total	E H	103,087	30	8	104	845	86	1	38	—	102,290	262	123	200	51	28	1,245
	K F	107,094	19	4	123	1,147	106	—	25	—	107,767	231	63	85	13	9	350
Umumi yekün Total général		210,181	49	12	227	1,992	192	1	63	—	210,057	493	186	285	64	37	1,595
VİLİYET: ERZİNCAN																	
Erzin- can	Şehir Ville	E H	9,598	—	—	—	—	—	7	1	9,520	13	7	6	1	2	57
		K F	6,484	—	—	—	2	—	—	—	6,449	14	4	6	1	1	11
	Köyler Villages	E H	16,952	—	—	—	3	—	—	—	16,640	56	19	35	8	3	194
		K F	18,880	—	—	—	—	—	—	—	18,737	46	11	18	5	1	62
	Yekün Total	E H	26,550	—	—	—	3	—	7	1	26,160	69	26	41	9	5	251
K F	25,364	—	—	—	2	—	—	—	—	25,186	60	15	24	6	2	73	

KADRO III
CADRE

Nüfusun dinler ve maluliyetler itibarile inkişımı
Répartition de la population d'après les religions — Relevé des infirmités
VİLÄYET : ERZİNCAN (Mabat - Suite)

KAZALAR Cazas	Cinsiyet Sexes	DİNLER — Religions									MALULİYETLER — Infirmités						
		İslam Mu- sul- mans	Kato- lik Catho- liques	Protis- tan Protes- tants	Orto- doks Ortho- doxes	Erme- ni Armé- niens	Hris- tiyan Chré- tiens	Muse- vi Israé- lites	Sair dinler Autres religions	Dinsiz veya dini meçhul Religion incon- nue ou sans	Malu- liyet- siz Sans infirmité	Kör Aveu- gles	Sağır dilsiz Sourd- muets	Topal Estro- plés des jambes	Çolak Man- chots	Kan- bur Bos- sus	Sair maluli- yetler Autres infirmités
Kuruçay	E	3,883	—	—	—	2	—	—	—	—	3,820	2	5	24	3	—	31
	K F	5,295	—	—	—	3	—	—	—	—	5,228	5	3	27	2	2	31
Kemah	E	5,863	—	—	—	1	—	—	—	—	5,747	4	12	18	3	1	79
	K F	7,587	—	—	—	—	—	—	—	—	7,512	12	10	17	1	1	34
Kigi	E	13,176	—	—	—	16	5	—	—	—	12,976	19	9	15	2	1	175
	K F	13,310	—	—	—	1	30	—	—	—	13,282	17	2	3	—	2	35
Nazımiye	E	8,273	—	—	—	—	—	—	—	—	3,199	3	2	6	2	—	61
	K F	3,121	—	—	—	—	—	—	—	—	3,112	2	—	—	—	—	7
Plomer	E	4,944	—	—	—	—	—	—	—	—	4,878	7	2	3	—	1	53
	K F	5,623	6	—	—	—	—	—	—	—	5,614	6	—	1	—	—	8
Refahiye	E	6,587	—	—	—	—	—	—	—	—	6,340	20	11	22	8	5	181
	K F	7,671	—	—	—	1	—	—	—	—	7,575	21	5	23	1	5	42
YEKÜN Total	E	64,276	—	—	—	22	5	—	7	1	63,120	124	67	129	27	13	831
	K F	67,971	6	—	1	36	—	—	—	—	67,509	123	35	95	10	12	230
Umumî yekûn Total général		132,247	6	—	1	58	5	—	7	1	130,629	247	102	224	37	25	1,061

KAZALAR Cazas	Cinsiyet Sexes	DİNLER — Religions									MALULİYETLER — Infirmités							
		İslam Mu- sul- mans	Kato- lik Catho- liques	Protis- tan Protes- tants	Orto- doks Ortho- doxes	Erme- ni Armé- niens	Hıris- titan Chrê- tiens	Muse- vi Israê- lites	Sair dinler Autres religions	Dinsiz veya dini meçhul Religion incon- nue ou sans	Malu- liyet- siz Sans infirmité	Kör Aveu- gles	Sağır dilsiz Sourd- muets	Topal Estro- piés des jambes	Çolak Man- chots	Kan- bur Bos- sus	Sair maluli- yetler Autres infirmités	
Erzu- rum	Şehir Ville	E H	16,543	2	—	5	—	8	—	1	—	16,257	32	20	22	11	3	214
		K F	14,882	3	—	5	1	7	—	—	—	14,766	31	7	11	2	3	78
	Köyler Villages	E H	23,371	—	—	—	—	—	—	—	—	22,888	72	33	100	34	10	234
		K F	23,306	—	—	—	—	—	—	—	—	23,123	62	10	23	11	5	72
	Yokan Total	E H	39,914	2	—	5	—	8	—	1	—	39,145	104	53	122	45	13	448
		K F	38,188	3	—	5	1	7	—	—	—	37,889	93	17	34	13	8	150
Hınıs	E H	11,427	—	1	—	—	—	—	—	—	11,238	29	11	13	7	—	130	
	K F	11,343	—	—	—	—	—	—	—	—	11,283	26	5	5	1	—	23	
İspir	E H	13,731	—	—	—	1	—	—	—	—	13,445	30	11	52	17	—	177	
	K F	19,095	4	—	—	—	—	—	—	—	18,946	28	10	30	10	1	74	
Oltı	E H	18,417	—	—	—	—	—	—	—	—	18,055	44	32	41	23	4	218	
	K F	18,579	—	—	—	—	—	—	—	—	18,501	17	4	17	2	—	38	
Pasinler	E H	17,403	—	—	—	1	—	—	—	—	17,055	39	15	26	10	2	257	
	K F	17,162	—	—	—	1	—	—	—	—	17,065	37	4	11	—	2	44	
Tercan	E H	16,342	—	—	—	1	—	—	—	—	15,964	59	24	24	11	5	256	
	K F	17,530	—	—	—	7	—	—	—	—	17,396	36	14	22	2	—	67	
Tortum	E H	14,995	—	—	—	—	—	—	—	—	14,726	35	13	23	15	4	179	
	K F	16,250	—	—	—	—	—	—	—	2	16,165	22	6	13	3	2	41	

KADRO III
CADRE

Nüfusun dinler ve maluliyetler itibarile inkişası
Répartition de la population d'après les religions — Relevé des infirmités
VİLÄYET: ERZURUM (Mabat - Suite)

KAZALAR Cazas	Cins- yet Sexes	DİNLER — Religions									MALULİYETLER — Infirmités						
		İslam Mu- sul- mans	Kato- lik Catho- liques	Protis- tan Protes- tants	Orto- doks Ortho- doxes	Erme- ni Armé- niens	Hıris- tiyan Chrê- tiens	Muse- vi Israê- lites	Sair dinler Autres religions	Dinsiz veya dini meçhul Religion incon- nue ou sans	Malu- liyet- siz Sans infirmité	Kör Aveu- gles	Sagır dilsiz Sourd- muets	Topal Estro- piés des jambes	Çolak Man- chots	Kan- bur Bos- sus	Sair maluliyetler Autres infirmités
YEKÜN Total	E H K F	132,229	2	1	5	3	8	—	1	—	129,628	340	159	301	128	28	1,665
		138,147	7	—	5	9	7	—	—	2	137,245	259	60	132	31	13	437
		270,376	9	1	10	12	15	—	1	2	266,873	599	219	433	159	41	2,102
VİLÄYET: GAZİAYINTAP																	
Gazi ayıntap	E H K F	19,623	3	8	—	2	—	199	—	—	19,225	77	29	101	62	5	336
		19,955	3	15	1	6	1	180	—	2	20,023	48	6	22	6	—	58
		24,176	—	—	—	1	—	—	—	—	23,488	128	19	127	72	4	339
		25,223	—	—	—	—	—	—	—	—	24,951	98	8	40	8	4	114
Bisni	E H K F	43,799	3	8	—	3	—	199	—	—	42,713	205	48	228	134	9	675
		45,178	3	15	1	6	1	180	—	2	44,974	146	14	62	14	4	172
		14,668	2	1	—	—	—	2	—	—	14,174	113	13	72	39	2	260
Kilis	E H K F	16,447	—	—	—	—	—	—	—	—	16,143	132	9	38	13	3	109
		11,295	—	—	—	2	1	179	—	—	10,761	132	21	59	39	2	463
		11,039	—	—	—	1	—	151	—	—	11,014	63	2	15	—	1	96
		11,620	—	—	—	—	—	—	—	—	11,270	59	13	65	34	—	179
Kilis	E H K F	12,239	—	—	—	—	—	—	—	12,113	48	2	17	3	1	55	
		22,915	—	—	—	2	1	179	—	—	22,031	191	34	124	73	2	642
		23,278	—	—	—	1	—	151	—	—	23,127	111	4	32	3	2	151

KADRO
CADRE III

Nüfusun dinler ve maluliyetler itibarile inkişımı
Répartition de la population d'après les religions — Relevé des infirmités
VİLAYET : GAZİAYINTAP (Mabat - Suite)

KAZALAR Cazas	Cinsiyet Sexes	DİNLER — Religions									MALULİYETLER — Infirmités						
		İslam Mu- sul- mans	Kato- lik Catho- liques	Protis- tan Protes- tants	Orto- doks Ortho- doxes	Erme- ni Armé- niens	Hiris- titan Chrê- tiens	Muse- vi Israë- lites	Sair dinler Autres religions	Dinsiz veya dinî meçhul Religion inco- nue ou sans	Malu- liyet- siz Sans infirmité	Kör- Aveu- gles	Sagır dilsiz Sourd- muets	Topal Estro- piés des jambes	Çolak Man- chots	Kan- bur Bos- sus	Sair maluli- yetler Autres infirmités
Nezip	E	24,110	3	—	—	—	—	12	—	—	23,002	183	47	149	86	3	655
	H K F	24,568	5	—	—	—	—	19	—	—	24,166	119	6	30	13	5	253
YEKÜN Total	E	105,492	8	9	—	5	1	392	—	—	101,920	692	142	573	332	16	2,232
	H K F	109,471	8	15	1	7	1	350	—	2	108,410	508	33	162	43	14	685
Umumi yekün Total général		214,963	16	24	1	12	2	742	—	2	210,330	1,200	175	735	375	30	2,917
VİLAYET : GÜMÜŞANE																	
Gümüşane	E	10,977	—	—	—	3	1	—	—	—	10,835	14	8	59	7	1	57
	H K F	12,675	—	1	—	—	2	—	—	—	12,621	18	4	11	1	2	21
Bayburt	E	23,406	1	—	—	—	—	—	—	—	22,915	62	25	87	41	4	273
	H K F	25,562	—	—	—	—	—	—	1	—	25,355	53	9	44	7	10	85
Kilkit	E	9,085	—	—	—	—	—	—	—	—	8,862	21	11	45	27	1	118
	H K F	10,080	—	—	—	—	—	—	—	—	10,036	12	1	5	2	1	23
Şiran	E	5,685	—	—	—	—	—	—	—	—	5,523	14	16	37	22	1	72
	H K F	6,785	—	—	—	—	—	—	—	—	6,729	14	1	17	2	7	15
Turol	E	8,229	—	—	—	—	—	—	—	—	8,024	19	12	52	38	3	81
	H K F	9,738	—	—	—	—	—	—	—	—	9,641	11	8	39	10	—	29

KADRO
CADRE III

Nüfusun dinler ve maluliyetler itibarile inkısamı
Répartition de la population d'après les religions — Relevé des infirmités
VİLAYET : GÜMÜŞANE (Mabat - Suite)

KAZALAR Cazas	Cinsiyet Sexes	DİNLER — Religions									MALULİYETLER — Infirmités						
		İslam Musal- mans	Kato- lik Catho- liques	Protis- tan Protes- tants	Orto- doks Ortho- doxes	Erme- ni Armé- niens	Hiris- tiyan Chrê- tiens	Muse- vi Israé- lites	Sair dinler Autres religions	Dinsiz veya dini meçhul Religion incon- nue ou sans	Malu- liyet- siz Sans infirmité	Kör Aveu- gles	Sağır dilsiz Sourd- muets	Topal Estrépés des jambes	Çolak Man- chots	Kan- bur Bos- sus	Sair maluli- yetler Autres infirmités
YEKÛN Total	E	57,382	1	—	—	3	1	—	—	—	56,159	130	72	280	135	10	601
	H K F	64,840	—	1	—	—	2	—	1	—	64,382	108	23	116	22	20	173
Umumî yekûn Total général		122,222	1	1	—	3	3	—	1	—	120,541	238	95	396	157	30	774

VİLAYET : HÂKARİ

Hakâri	E	3,803	—	—	—	—	—	43	8	2	3,791	8	12	8	1	3	33
	H K F	3,417	—	—	—	—	—	—	—	—	3,401	4	1	2	—	1	8
Beytişebap	E	3,497	—	—	—	—	—	—	8	—	3,502	1	1	1	—	—	—
	H K F	3,501	—	—	—	—	—	—	18	—	3,518	—	1	—	—	—	—
Gevar	E	1,753	—	—	—	—	—	—	—	—	1,729	4	1	4	2	—	13
	H K F	1,456	—	—	—	—	—	—	—	—	1,447	4	1	2	—	—	2
Şemdinan	E	924	—	—	—	—	—	—	—	—	903	6	1	—	—	—	14
	H K F	691	—	—	—	—	—	—	—	—	678	3	—	2	—	—	8
YEKÛN Total	E	9,977	—	—	—	—	—	43	16	2	9,925	19	15	13	3	3	60
	H K F	9,065	—	—	—	—	—	—	18	—	9,044	11	3	6	—	1	18
Umumî yekûn Total général		19,042	—	—	—	—	—	43	34	2	18,969	30	18	19	3	4	78

KAZALAR Cazas	Cıas- yet Sexes	DİNLER — Religions									MALULİYETLER — Infirmités							
		İslam Mu- sul- mans	Kato- lik Catho- liques	Protis- tan Protes- tants	Orto- doks Ortho- doxes	Erme- ni Armé- niens	Hris- tiyan Chrê- tiens	Muse- vi Israé- lites	Sair dinler Autres religions	Dinsiz veya dini meçhul Religion incon- nue ou sans	Malu- liyet- siz Sans infirmité	Kör Aveu- gles	Sagır- dilsiz Sourd- muets	Topal Estro- piés des jambes	Çolak Man- chots	Kan- bur Bos- sus	Sair maluli- yetler Autres infirmités	
Kars	Şehir Ville	E	9,052	11	3	35	1	29	1	1	—	9,043	12	9	16	3	—	50
		H	4,661	3	4	62	8	25	—	—	5	4,739	6	3	12	—	—	8
	Köyler Villages	E	12,396	—	—	14	—	28	—	57	—	12,409	9	10	5	1	—	61
		H	11,531	—	3	—	—	20	—	56	—	11,580	4	4	2	—	—	20
	Yekûn Total	E	21,448	11	3	49	1	57	1	58	—	21,452	21	19	21	4	—	111
		H	16,192	3	7	62	8	45	—	56	5	16,319	10	7	14	—	—	28
Ardahan	E	13,009	—	1	—	—	—	—	19	—	12,885	7	14	34	7	1	81	
	H	11,393	—	2	5	—	3	—	2	—	11,328	21	11	19	4	—	22	
Arpaçay	E	12,986	—	—	14	—	4	—	132	—	13,034	14	13	4	3	—	68	
	H	11,865	—	1	8	—	—	—	198	—	12,043	9	5	2	1	1	11	
Çıldır	E	9,759	—	—	—	—	—	—	—	—	9,644	26	4	12	4	2	67	
	H	8,907	—	—	1	—	—	—	—	—	8,874	14	2	7	2	—	9	
Göle	E	11,159	—	—	—	—	—	—	—	—	11,066	18	5	6	3	2	59	
	H	10,795	—	—	—	—	—	—	—	—	10,758	16	2	5	—	—	14	
Kağızman	E	8,847	—	—	2	—	—	—	—	—	8,770	7	16	11	1	1	43	
	H	8,447	—	—	5	4	—	—	—	—	8,424	6	4	6	—	—	16	
Posof	E	12,110	2	—	—	—	—	—	—	—	11,684	64	55	71	11	8	219	
	H	11,824	—	—	—	—	—	—	—	—	11,700	25	3	36	3	—	57	
Sarıkamış	E	19,114	—	—	2	—	11	—	4	—	19,061	15	4	11	1	—	39	
	H	16,192	—	—	2	—	—	—	11	—	16,144	15	5	9	1	1	30	

KADRO III
CADRE

Nüfusun dinler ve maluliyetler itibarile inkişası
Répartition de la population d'après les religions — Relevé des infirmités
VİLÂYET : KARS (Mabat - Suite)

KAZALAR Cazas	Cinsiyet Sexes	DİNLER — Religions									MALULİYETLER — Infirmités							
		İslam Mu- sul- mans	Kato- lik Catho- liques	Protis- tan Protes- tants	Orto- doks Ortho- doxes	Erme- ni Armé- niens	Hris- tiyan Chré- tiens	Muse- vi Israé- lites	Sair dinler Autres religions	Dinsiz veya dini meçhul Religion incon- nue ou sans	Malu- liyet- siz Sans infirmité	Kör Aveu- gles	Sagır dilsiz Sourd- muets	Topal Estro- pids des jambes	Çolak Man- chots	Kan- bur Bos- sus	Sair maluli- yetler Autres infirmités	
YEKÜN Total	E H K F	108,432	13	4	67	1	72	1	213	—	107,596	172	130	170	34	14	687	
		95,615	3	10	83	12	48	—	267	5	95,590	116	39	98	11	2	187	
Umumî yekün Total général		204,047	16	14	150	13	120	1	480	5	203,186	288	169	268	45	16	874	
VİLÂYET : MALATYA																		
Malat- ya	Şehir Ville	E H K F	9,830	23	7	37	132	113	1	1	5	9,888	35	17	45	20	3	141
		E H K F	10,206	34	7	34	189	106	—	7	5	10,467	37	11	29	3	—	41
	Köyler Villages	E H K F	26,755	2	5	—	9	8	—	—	4	25,906	119	51	161	84	14	448
		E H K F	28,798	4	—	1	11	4	—	—	1	28,400	129	33	71	22	6	158
Yekün Total	E H K F	36,585	25	12	37	141	121	1	1	9	35,794	154	68	206	104	17	589	
	E H K F	39,004	38	7	35	200	110	—	7	6	38,867	166	44	100	25	6	199	
Akçadağ (Arga)	E H K F	18,067	—	—	—	—	—	—	—	—	17,834	32	10	33	16	2	140	
		19,223	4	—	—	—	—	—	—	—	19,140	26	4	19	2	1	35	
Arapkir	E H K F	8,965	2	13	39	361	11	—	3	—	9,026	221	3	17	59	30	38	
		11,543	6	20	92	745	86	—	—	—	12,189	65	26	41	5	10	136	
Adıyaman (Hısnimensur)	E H K F	21,905	23	—	83	95	2	—	36	—	21,215	242	40	68	41	9	529	
		22,772	19	—	73	133	1	—	106	1	22,581	251	23	36	6	1	205	
Hekimhan	E H K F	14,412	—	—	—	5	2	—	1	—	14,185	40	17	39	13	2	124	
		16,461	—	—	—	8	1	—	—	—	16,392	22	4	22	2	—	28	

KADRO III
CADRE

Şifusun dinler ve maluliyetler itibarile inkişamı
Répartition de la population d'après les religions — Relevé des infirmités
VİLAYET : MALATYA (Mabat - Suite)

KAZALAR Cazas	Cinsiyet Sexes	DİNLER — Religions									MALULİYETLER — Infirmités							
		İslam Musal- mans	Kato- lik Catho- liques	Protis- tan Protes- tants	Orto- doks Ortho- doxes	Erme- ni Armé- niens	Hris- tiyan Chré- tiens	Muse- vi Israé- lites	Sair dinler Autres religions	Dinsiz veya dini meçhul Religion incon- nue ou sans	Malu- liyet- siz Sans infirmité	Kör Aveu- gles	Sağır dilsiz Sourd- muets	Topal Estré- piés des jambes	Çolak Man- chots	Kan- bur Bos- sus	Sair maluli- yetler Autres infirmité	
Kâhte	E	15,767	—	—	—	32	1	—	16	2	15,597	63	17	28	17	2	94	
	H K F	16,180	—	—	—	24	—	1	8	—	16,140	20	7	17	5	2	22	
Kemaliye	E	9,358	—	1	38	37	—	—	—	—	9,148	39	21	41	9	4	172	
	H K F	13,265	—	8	160	40	—	—	—	—	13,250	62	17	28	3	3	110	
Petürke	E	18,286	—	—	—	11	21	6	94	—	17,810	76	51	42	11	11	417	
	H K F	21,766	—	—	1	33	8	—	79	1	21,554	89	39	21	2	5	178	
YEKÜN Total	E	143,345	50	26	197	682	158	7	151	11	140,609	867	227	474	270	77	2,103	
	H K F	160,214	67	35	361	1,183	186	1	200	8	160,113	701	164	284	52	28	913	
Umumî yekûn Total général		303,559	117	61	558	1,865	344	8	351	19	300,722	1,568	391	758	322	105	3,016	
VİLAYET : MARAŞ																		
Maraş	Şehir Ville	E	13,122	14	6	20	11	15	154	8	1	13,038	34	11	57	36	3	172
		H K F	12,490	3	14	—	11	5	108	—	—	12,531	38	3	13	1	1	44
	Köyler Villages	E	22,796	—	—	—	—	—	—	—	—	22,291	65	27	138	108	1	166
		H K F	22,401	—	—	—	—	—	3	—	—	22,213	46	8	49	12	3	73
	Yekûn Total	E	35,918	14	6	20	11	15	154	8	1	35,329	99	38	195	144	4	338
H K F	34,891	3	14	—	11	5	111	—	—	—	34,744	84	11	62	13	4	117	
Andirin	E	6,050	—	—	—	—	—	—	—	—	5,894	13	6	42	43	—	52	
	H K F	6,170	—	—	—	—	—	—	—	—	6,142	4	5	11	4	—	4	

KADRO III
CADRE

Nüfusun dinler ve maluliyetler itibarıyla inkısaı
Répartition de la population d'après les religions — Relevé des infirmités
VİLAYET : MARAS (Mabat-Suite)

KAZALAR Cazas	Clas- yıt Seres	DİNLER — Religions									MALULİYETLER — Infirmités							
		İslam Mu- sul- mans	Kato- lik Catho- liques	Protis- tan Protes- tants	Orto- doks Ortho- doxes	Erme- ni Armi- niens	Hris- tiyan Chré- tiens	Muse- vi Israé- lites	Sair dinler Autres religions	Dinsiz veya dini meçhul Religion incon- nue ou sans	Malu- liyet- siz Sans infirmité	Kör Aveu- gles	Sağır dilsiz Sourd- muets	Topal Estro- piés des lombes	Çolak Man- chots	Kan- bur Bos- sus	Sair maluli- yetler Autres infirmités	
Elbistan	E H	26,639	—	—	—	—	—	—	—	—	26,317	53	21	74	39	2	133	
	K F	27,757	—	—	—	—	—	—	—	—	27,601	51	10	49	6	—	40	
Göksun	E H	10,117	—	—	—	—	—	—	—	—	9,902	15	8	45	37	4	106	
	K F	10,231	—	—	—	—	—	—	—	—	10,180	12	4	13	3	—	19	
Pazarcık	E H	14,479	1	1	5	—	4	—	—	—	14,203	38	10	48	35	—	156	
	K F	14,219	—	—	—	—	—	—	—	—	14,096	33	6	17	4	—	63	
YEKÜN Total	E H	93,203	15	7	25	11	19	154	8	1	91,645	218	83	404	298	10	785	
	K F	93,268	3	14	—	11	5	111	—	—	92,763	184	36	152	30	4	243	
Umumi yekün Total général		186,471	18	21	25	22	24	265	8	1	184,498	492	119	556	328	14	1,028	
VİLAYET : MARDİN																		
Mardin	Şehir Ville	E H	10,581	580	4	—	24	26	—	1,440	50	12,437	33	31	40	23	3	138
		K F	8,076	700	8	1	36	35	1	1,532	158	10,449	38	14	6	2	3	35
	Köyler Villages	E H	10,798	69	7	—	3	—	—	615	—	11,087	70	28	51	24	1	231
		K F	11,900	116	8	—	—	—	1	718	—	12,572	55	6	13	3	—	94
	Yekün Total	E H	21,379	649	11	—	27	26	—	2,055	50	23,524	103	59	91	47	4	369
		K F	19,796	816	16	1	36	35	2	2,250	158	23,021	93	20	19	5	3	192

KADRO III
CADRE

Nüfusun dinler ve maluliyetler itibarile inkısamı
Répartition de la population d'après les religions — Relevé des infirmités
VİLAYET : **MRDİN** (Mabat - Suite)

KAZALAR Cazas	Cinsi- yet sexes	DİNLER — Religions									MALULİYETLER — Infirmités						
		İslam Mu- sul- mans	Kato- lik Catho- liques	Protis- tan Protes- tanis	Orto- doks Ortho- doxes	Erme- ni Arme- niens	Hiris- tiyan Chrê- tiens	Muse- vi Israê- lites	Sair dinler Autres religions	Dinsiz veya dinî meçhul Religion incor- nue ou sans	Malu- liyet- siz Sans infirmité	Kör Aveu- gles	Sağır dilsiz Sourd- muets	Topal Estre- piés des jambes	Çotak Man- chots	Kan- bur Bos- sus	Sair maluli- yetler Autres infirmités
Cizre	E	10,295	82	—	—	9	278	51	160	482	11,045	79	12	25	9	6	181
	H K F	11,467	37	—	—	5	300	37	495	323	12,522	43	6	12	2	1	78
Dirik	E	7,009	—	13	—	18	1	—	5	1	6,916	14	3	10	5	1	98
	H K F	7,940	—	24	—	16	2	—	34	1	7,982	8	—	3	—	—	24
Kercüş	E	10,346	—	—	—	—	4	—	149	93	10,364	48	15	34	13	1	117
	H K F	10,620	—	—	—	—	1	—	46	65	10,618	36	4	15	7	1	51
Midyat	E	12,441	9	40	—	1	1,270	3	1,975	204	15,559	92	24	45	15	1	207
	H K F	12,917	7	53	—	1	1,286	5	1,922	94	16,139	62	7	10	1	—	66
Nuseybin	E	5,680	5	—	—	—	183	201	84	38	6,026	32	9	16	6	—	102
	H K F	5,532	1	—	—	—	196	191	54	108	6,014	17	1	4	3	—	43
Resülayın	E	419	1	—	—	—	3	—	—	—	422	—	—	—	—	—	1
	H K F	50	—	—	—	—	—	—	—	—	49	1	—	—	—	—	—
Savor	E	13,225	16	—	—	—	15	—	116	36	13,122	68	11	22	10	—	175
	H K F	13,978	11	—	—	5	1	—	176	7	14,089	33	4	8	2	—	42
YEKÜN Total	E	80,794	762	64	—	55	1,780	255	4,544	904	86,978	436	133	243	105	13	1,250
	H K F	82,480	872	93	1	68	1,821	235	4,977	756	90,434	293	42	71	20	5	483
Umumi yekün Total général		163,274	1,634	157	1	118	3,601	490	9,521	1,660	177,412	729	175	314	125	18	1,633

KAZALAR Cazas	Cinsiyet Sexes	DİNLER — Religions									MALULİYETLER — Infirmités							
		İslam Mu- sul- mans	Kato- lik Catho- liques	Protis- tan Protes- tants	Orto- doks Ortho- doxes	Erme- ni Armé- niens	Hıris- tiyan Chrê- tiens	Muse- vi Israé- lites	Sair dinler Autres religions	Dinsiz veya dini meçhul Religion incon- nue ou sans	Malu- liyet- siz Sans infirmité	Kör Aveu- gles	Sağır dilsiz Sourd- muets	Topal Estro- pés des jambes	Çolak Man- chots	Kan- bur Bos- sus	Sair maluli- yetler Autres infirmités	
Siirt	Şehir Ville	E H K F	9,085	—	—	—	2	5	—	7	—	8,829	46	7	21	15	1	180
		E H K F	5,995	—	1	—	2	1	—	1	—	5,870	59	4	9	—	2	56
	Köyler Villages	E H K F	4,774	2	—	—	—	11	—	13	—	4,634	34	13	29	12	—	78
		E H K F	5,143	—	—	—	—	—	—	17	—	5,084	30	3	9	1	—	33
	Yekûn Total	E H K F	13,859	2	—	—	2	16	—	20	—	13,463	80	20	50	27	1	258
		E H K F	11,138	—	1	—	2	1	—	18	—	10,954	89	7	18	1	2	89
Beşiri	E H K F	E H K F	5,138	—	—	—	671	1	—	400	—	6,068	41	9	8	4	—	80
		E H K F	5,674	—	—	—	698	—	—	442	—	6,762	29	3	3	2	—	15
Eruh	E H K F	E H K F	6,666	—	—	—	—	—	—	2	—	6,418	47	8	11	6	2	176
		E H K F	8,226	—	—	—	—	—	—	16	—	8,142	38	3	6	1	—	52
Garzan	E H K F	E H K F	6,481	—	—	1	24	2	—	311	—	6,728	27	7	8	2	—	47
		E H K F	6,926	—	—	—	34	—	—	373	1	7,297	12	6	5	—	1	13
Pervari	E H K F	E H K F	2,865	—	—	—	—	—	—	30	—	2,817	11	3	6	1	1	56
		E H K F	3,213	2	—	5	—	—	—	32	—	3,229	9	1	—	—	—	13
Sasun	E H K F	E H K F	3,989	14	23	—	33	67	—	—	4	4,032	10	10	10	9	1	48
		E H K F	4,970	62	17	—	59	6	—	—	—	5,083	10	1	2	—	1	17
Şirnak	E H K F	E H K F	4,924	38	—	—	30	—	—	228	—	5,112	24	7	5	1	—	71
		E H K F	5,050	49	—	—	32	1	—	214	—	5,317	13	1	3	—	—	12
Şirvan	E H K F	E H K F	4,649	—	—	—	—	—	—	—	—	4,526	26	5	14	3	3	72
		E H K F	4,818	—	—	—	—	—	—	—	—	4,745	17	5	15	3	1	32

KAZALAR Cazas	Cinsli- yet Sexes	DİNLER — Religions									MALULİYETLER — Infirmités						
		İslam Mu- sul- mans	Kato- lik Catho- liques	Protis- tan Protes- tants	Orto- doks Ortho- doxes	Erme- ni Armé- niens	Hıris- tiyan Chrê- tiens	Muse- vi Israê- lites	Sair dinler Autres religions	Dinsiz veya dini meçhul Religion incon- nue ou sans	Malu- liyet- siz Sans infirmité	Kör Aveu- gles	Sagır dilsiz Sourd- muets	Topal Estro- piés des lampes	Çolak Man- chots	Kan- bur Bos- sus	Sair malul- yetler Autres infirmités
YEKÜN Total	E H K F	48,571	54	23	1	760	76	—	991	4	49,164	266	69	112	53	8	808
		50,015	113	18	5	825	8	—	1,095	1	51,529	217	27	52	7	5	243
Umumî yekûn Total général		98,586	167	41	6	1,585	84	—	2,086	5	100,693	483	96	164	60	13	1,051
VİLAYET : SEBİN KARAHİSAR																	
Şebîn karahisar	E H K F	8,515	1	—	—	—	—	—	—	—	8,375	19	11	60	21	4	26
		10,036	1	—	—	—	—	—	—	—	9,970	10	5	31	2	—	19
Aloçra	E H K F	9,428	—	—	—	—	—	—	—	—	9,356	6	6	34	15	1	10
		11,811	—	—	—	—	—	—	—	—	11,767	8	4	12	4	5	11
Kavilkisar	E H K F	8,870	—	—	—	—	—	—	—	—	8,684	10	16	62	54	2	42
		10,500	—	—	—	—	—	—	—	—	10,421	17	11	31	3	2	15
Mesudiye	E H K F	10,524	—	—	—	3	—	—	—	—	10,360	17	11	69	35	18	17
		12,678	—	—	—	—	—	—	—	—	12,587	23	6	34	7	7	14
Suşehri	E H K F	12,362	—	—	2	12	1	—	—	—	12,271	17	5	48	14	—	22
		13,953	—	—	10	23	5	—	—	—	13,938	9	3	27	4	2	8
YEKÜN Total	E H K F	49,699	1	—	2	15	1	—	—	—	49,046	69	49	273	139	25	117
		58,978	1	—	10	23	5	—	—	—	58,683	67	29	135	20	16	67
Umumî yekûn Total général		108,677	2	—	12	38	6	—	—	—	107,729	136	78	408	159	41	184


KAZALAR Cazas	Clas- yet Seres	DİNLER — Religions									MALULİYETLER — Infirmités							
		İslam Mu- sul- mans	Kato- lik Catho- liques	Protis- tan Protes- tants	Orto- doks Ortho- doxes	Erme- ni Armé- niens	Hiris- tiyan Chré- tiens	Muse- vi Israé- lites	Sair dinler Autres religions	Dinsiz veya dini meçhul Religion incon- nue ou sans	Malu- liyet- siz Sans infirmité	Kör Aveu- gles	Sağır dilsiz Sourd- mucts	Topal Estro- piés des jambes	Çolak Man- chots	Kan- bur Bos- sus	Sair maluli- yetler Autres infirmités	
Uraf	Şehir Ville	E H K F	14,837	1	1	—	—	—	102	—	—	14,439	59	26	55	18	3	341
		K F	14,028	1	—	—	1	—	126	—	1	13,905	62	9	13	5	—	163
	Köyler Villages	E H K F	14,399	10	—	—	4	—	—	—	—	14,167	46	10	30	8	2	150
		K F	14,852	12	—	—	3	—	—	—	—	14,752	52	3	13	3	1	43
	Yekün Total	E H K F	29,236	11	1	—	4	—	102	—	—	28,606	105	36	85	26	5	491
		K F	28,880	13	—	—	4	—	126	—	1	28,657	114	12	26	8	1	206
Birecik	Şehir Ville	E H K F	15,396	—	—	3	—	3	13	—	—	14,726	135	15	69	28	3	439
		K F	16,057	—	—	—	—	—	—	—	—	15,727	136	10	18	5	—	161
Haran	Şehir Ville	E H K F	5,230	—	—	—	—	—	—	—	—	5,231	11	2	14	4	1	17
		K F	5,088	—	—	—	—	—	—	—	—	5,074	7	—	2	—	—	5
Hilvan	Şehir Ville	E H K F	6,033	—	—	—	—	—	—	—	1	5,863	20	12	19	7	—	113
		K F	6,101	—	—	—	—	—	—	—	—	6,022	27	6	5	1	—	40
Siverek	Şehir Ville	E H K F	7,044	—	—	1	16	1	35	—	3	6,865	30	9	19	5	2	170
		K F	7,797	1	2	—	19	—	39	—	4	7,742	48	3	10	—	—	59
	Köyler Villages	E H K F	12,874	—	—	—	1	—	1	—	1	12,516	46	21	27	8	2	257
		K F	13,948	—	—	—	2	—	—	—	1	13,780	60	11	12	2	—	86
	Yekün Total	E H K F	19,918	—	—	1	17	1	36	—	4	19,381	76	30	46	13	4	427
		K F	21,745	1	2	—	21	—	39	—	5	21,522	108	14	22	2	—	145
Sürüç	Şehir Ville	E H K F	9,445	1	—	—	—	—	1	—	—	9,116	63	12	35	15	6	200
		K F	9,185	—	—	—	—	—	—	—	—	9,048	60	5	13	—	2	57

KAZALAR Cazas	Cinsiyet Sexes	DİNLER — Religions								MALULİYETLER — Infirmités							
		İslam Mu- sul- mans	Kato- lik Catho- liques	Protis- tan Protes- tants	Orto- doks Ortho- doxes	Erme- ni Armé- niens	Hıris- tiyan Chrê- tiens	Muse- vi Israé- lites	Sair dinler Autres religions	Dinsiz veya dini meçhul Religion incou- nue ou sans	Malu- liyet- siz Sans infirmité	Kör Aveug- les	Sağır dilsiz Sourd- muets	Topal Estru- piés des jambes	Çolak Man- chots	Kan- bur Bos- sus	Sair maluli- yetler Autres infirmités
Viranşehir	E	3,551	17	—	—	1	1	—	—	5	3,474	9	6	14	3	1	68
	H	3,208	16	—	—	1	1	—	—	6	3,203	7	1	2	1	—	18
Yaylak	E	8,642	—	—	—	—	—	1	—	—	8,346	51	10	29	20	1	186
	H	8,643	—	—	—	—	—	—	—	—	8,517	60	4	11	1	2	48
YEKÜN Total	E	97,501	29	1	4	22	5	153	—	10	94,743	470	123	311	116	21	1,941
	H	98,907	30	2	—	26	1	165	—	12	97,770	519	52	99	18	5	660
Umumî yekûn Total général		196,408	59	3	4	48	6	318	—	22	192,513	989	175	410	134	26	2621
VİLAYET : VAN																	
Van	E	11,787	—	—	—	—	—	32	—	—	11,548	25	11	21	2	—	212
	H	10,674	—	—	—	—	—	20	—	—	10,610	16	4	14	1	1	48
Başkale	E	2,475	—	—	—	—	—	44	—	—	2,485	1	2	5	—	—	26
	H	2,625	—	—	—	—	—	31	—	—	2,644	3	—	—	—	—	9
Erciş	E	9,557	—	—	—	—	—	—	—	—	9,476	24	1	6	4	—	46
	H	8,804	—	—	—	—	—	—	—	—	8,790	6	2	2	—	—	4
Gevaş	E	5,740	—	—	—	—	—	—	—	—	5,610	19	7	17	3	1	83
	H	5,561	—	—	—	—	—	—	—	—	5,515	10	2	12	—	—	22
Mahmudi	E	4,142	—	—	—	—	—	—	—	—	4,013	30	19	8	6	1	65
	H	3,541	—	—	—	—	—	—	—	—	3,477	28	4	4	2	—	26

KADRO III
CADRE

Nüfusun dinler ve maluliyetler itibarıyla inkişafı
Répartition de la population d'après les religions — Relevé des infirmités
VİLAYET : VAN (Mabat - Suite)

KAZALAR Cazas	Cinsiyet Sexes	DİNLER — Religions								MALULİYETLER — Infirmités							
		İslam Mu- sul- mans	Kato- lik Catho- liques	Protis- tan Protes- tants	Orto- doks Ortho- doxes	Erme- ni Armé- niens	Hiris- titan Chrê- tiens	Muse- vi Israé- lites	Sair dinler Autres religions	Dinsiz veya dini meçhul Religion incon- nue ou sans	Malu- liyet- siz Sans infirmité	Kör Aveu- gles	Sağır dilsiz Sourd- muets	Topal Estro- piés des jambes	Çolak Man- chots	Kan- bur Bos- sus	Sair maluli- yetler Autres infirmités
Muradiye	E	4,027	—	—	—	—	—	2	—	—	4,024	—	—	—	2	—	3
	H K F	2,875	—	—	—	—	—	—	—	—	2,874	1	—	—	—	—	—
Şitak	E	1,719	—	—	—	—	—	—	—	—	1,699	3	1	1	3	—	12
	H K F	1,673	—	—	—	—	—	—	—	—	1,671	—	—	1	—	—	1
YEKÛN Total	E	39,447	—	—	—	—	—	78	—	—	38,855	102	41	58	20	2	447
	H K F	35,753	—	—	—	—	—	51	—	—	35,581	64	12	33	3	1	110
Umumî yekûn Total général		75,200	—	—	—	—	—	129	—	—	74,436	166	53	91	23	3	557



Kadro **IV**
CADRE

NÜFUSUN ANA LİSANI İTİBARİLE İNKISAMI

RÉPARTITION DE LA POPULATION D'APRÈS
LES LANGUES MATERNELLES.

D. — ŞARKİ VE CENUBİ ŞARKİ ANADOLU VİLÂYETLERİ

VILAYETS DE L'ANA TOLIE ORIENTALE ET DE L'ANATOLIE DU SUD - EST

Bayazıt	<i>Bayazıt</i>	Kars	<i>Kars</i>
Bitlis	<i>Bitlis</i>	Malatya	<i>Malatya</i>
Diyarbakır	<i>Diyarbakır</i>	Maraş	<i>Marache</i>
Elâziz	<i>Elaziz</i>	Mardin	<i>Mardin</i>
Erzincan	<i>Erzindjan</i>	Siirt	<i>Siirt</i>
Erzurum	<i>Erzouroum</i>	Şebinkarahisar	<i>Chebinkarahissar</i>
Gaziyıntap	<i>Gaziyıntap</i>	Urfa	<i>Ourfa</i>
Gümüşane	<i>Gumuchané</i>	Van	<i>Van</i>
Hakâri	<i>Hakari</i>		

KADRO
CADRE **IV**

Nüfusun ana lisani itibarile inkisami
Répartition de la population d'après les langues maternelles
VİLÂYET: **BAYAZIT**

KAZALAR Cazas	Cinsiyet Sexes	LİSANLAR — Langues														
		Türkçe	Rumca	Ermenice	Fransızca	İtalyanca	İngilizce	Arapça	Acemce	Yahudice	Çerkesçe	Kürtçe	Tatarca	Arnavutca	Bulgarca	Sair ve meçhul lisaneler
		Turque	Grecque	Arménienne	Française	Italienne	Anglaise	Arabe	Per-sane	Yudisch	Circas-sienne	Kurde	Tartare	Albanaise	Bulgare	Autres ou inconnues
Bayazıt	E	4,572	—	—	—	—	—	—	—	—	3	6,452	—	—	—	—
	K	3,955	—	—	—	—	—	—	—	—	—	5,508	—	—	—	—
Diyadin	E	1,022	—	—	—	—	—	—	1	—	—	5,147	—	—	—	3
	K	977	—	—	—	—	—	—	—	—	—	4,701	—	—	—	—
Eleşkirt	E	648	—	—	—	—	—	—	—	—	5	3,968	—	—	—	—
	K	470	—	1	—	—	—	—	—	—	—	3,837	—	—	—	—
İğdir	E	7,291	—	—	—	—	—	—	—	—	1	6,080	—	—	—	12
	K	6,054	—	—	—	—	—	—	—	—	—	5,770	—	—	—	1
Karaköse	E	7,056	—	—	—	—	—	—	2	—	4	6,265	—	—	—	55
	K	1,976	—	—	—	—	—	—	—	—	—	5,970	—	—	—	—
Tuzluca (Kulp)	E	3,769	—	—	—	—	—	—	—	—	—	1,580	—	—	—	—
	K	3,467	—	—	—	—	—	—	—	—	—	1,711	—	—	—	—
Tutak	E	1,406	—	—	—	—	—	—	—	—	2	1,833	—	—	—	—
	K	907	—	—	—	—	—	—	—	—	—	2,104	—	—	—	—
YEKÜN Total	E	25,764	—	—	—	—	—	—	3	—	15	31,325	—	—	—	70
	K	17,806	—	1	—	—	—	—	—	—	—	20,601	—	—	—	1
Ümumi yekun Total général		43,570	—	1	—	—	—	—	3	—	15	60,926	—	—	—	71

KADRO IV
CADRE

Nüfusun ana lisanı itibarı ile inkısamı
Répartition de la population d'après les langues maternelles
VİLAYET : **BİTLİS**

KAZALAR Cazas	Cinsiyet Sexes	LİSANLAR — Langues														
		Türkçe	Rumca	Ermenice	Fransızca	İtalyanca	İngilizce	Arapça	Acemce	Yahudice	Cerkesçe	Kürtçe	Tatarca	Arnavutca	Bulgarca	Sair ve meçhul lisaneler
		Turque	Grecque	Arménienne	Française	Italienne	Anglaise	Arabe	Persane	Yudichs	Circassienne	Kurde	Tartare	Albanaise	Bulgare	Autres ou inconnues
Bitlis	E	5,870	—	1	—	—	—	54	—	—	2	5,458	—	—	—	1
	K	3,480	—	2	—	—	—	1	—	—	—	4,886	—	—	—	—
Ahlât	E	2,007	—	—	—	—	—	—	—	—	115	2,155	—	—	—	13
	K	1,642	—	—	—	—	—	—	—	—	94	1,933	—	—	—	—
Bulanık	E	15	—	—	—	—	—	—	—	—	173	2,477	—	—	—	—
	K	14	—	—	—	—	—	—	—	—	163	2,455	—	—	—	—
Hizan	E	125	—	—	—	—	—	1	—	—	—	4,060	—	—	—	—
	K	71	—	—	—	—	—	—	—	—	—	4,151	—	—	—	—
Melezkirt	E	456	—	—	—	—	—	10	—	—	—	3,297	—	—	—	2
	K	146	—	—	—	—	—	—	—	—	—	3,055	—	—	—	—
Muş	E	3,257	—	5	—	—	—	35	—	—	5	7,745	—	—	—	53
	K	2,664	—	5	—	—	—	26	—	—	565	7,094	—	—	—	45
Mutki	E	161	—	142	—	—	—	118	—	—	—	4,886	—	—	—	54
	K	50	—	130	—	—	—	132	—	—	—	5,252	—	—	—	—
Vartu	E	529	—	—	—	—	—	1	1	—	—	4,127	—	—	—	132
	K	202	—	—	—	—	—	—	—	—	2	4,647	—	—	—	181
YEKÛN Total	E	12,420	—	148	—	—	—	219	1	—	295	34,205	—	—	—	255
	K	8,269	—	137	—	—	—	159	—	—	824	33,473	—	—	—	226
Umumî yekûn Total général		20,689	—	285	—	—	—	378	1	—	1,119	67,678	—	—	—	481

KADRO IV
CADRE

Nüfusun ana lisanı itibarıyla inkişafı
Répartition de la population d'après les langues maternelles
VİLAYET : **DIYARBEKİR**

KAZALAR Cazas	Cinsiyet Sexes	LISANLAR — Langues															
		Türkçe	Rumca	Ermenice	Fransızca	İtalyanca	İngilizce	Arapça	Acemce	Yahudice	Çerkesçe	Kürtçe	Tatarca	Arnavutca	Bulgarca	Sair ve meçhul lisanlar	
		Turque	Grecque	Arménienne	Française	Italienne	Anglaise	Arabe	Persane	Yudisch	Circasienne	Kurde	Tartare	Albanaise	Bulgare	Autres ou inconnues	
Diyar bekir	Şehir Ville	E	15,568	—	209	1	—	—	373	—	35	5	1,425	—	2	—	37
		H	11,781	—	274	—	—	—	323	—	41	—	587	—	3	—	45
	Köyler Villages	K	3,308	—	20	—	—	—	618	2	2	—	28,197	—	—	—	2
		F	3,330	—	65	—	—	—	568	—	—	—	30,380	—	—	—	2
	Yekûn Total	E	18,876	—	229	1	—	—	991	2	37	5	29,622	—	2	—	39
		H	15,111	—	339	—	—	—	891	—	41	—	30,967	—	3	—	47
Çermik	E	1,876	—	—	—	—	—	1	—	—	—	6,063	—	—	—	—	
	H	2,524	—	—	—	—	—	—	—	—	—	6,663	—	—	1	—	
Erganimadeni	E	6,699	—	10	—	—	—	—	4	—	—	2,251	—	—	—	—	
	H	7,374	—	5	—	—	—	—	3	—	—	2,394	—	—	—	—	
Kaıp	E	167	—	37	—	—	—	1	—	—	—	4,965	—	—	—	116	
	H	165	—	44	—	—	—	—	—	—	—	5,474	—	—	—	263	
Lice	E	1,978	—	87	—	—	—	50	—	—	1	9,249	—	—	—	2	
	H	131	—	96	—	—	—	81	—	—	—	9,881	—	—	—	2	
Silvan	E	771	—	52	—	—	—	114	24	—	—	11,934	—	—	—	44	
	H	479	—	56	—	—	—	77	—	—	—	12,746	—	—	—	37	
YEKÛN Total	E	30,367	—	415	1	—	—	1,157	30	37	6	64,084	—	2	—	201	
	H	25,784	—	540	—	—	—	1,049	3	41	—	68,125	—	3	1	349	
Umumî yekûn Total général		56,151	—	955	1	—	—	2,206	33	78	6	132,209	—	5	1	550	

KADRO IV
CADRE

Nüfusun ana lisanı itibarile inkişanı
Répartition de la population d'après les langues maternelles
VİLAYET : ELÂZİZ

KAZALAR Cazas	Cins- yet Sexes	LİSANLAR — Langues															
		Türk- çe	Rum- ca	Erme- nice	Fran- sızca	İtal- yanca	İngi- lizce	Arap- ça	Acem- ce	Yahu- dice	Çer- kesçe	Kürtçe	Tatar- ca	Arna- vutca	Bul- garca	Sair ve meç- hul lisanlar	
		Tur- que	Grec- que	Armé- nienne	Fran- çaise	Itali- enne	An- glaise	Arabe	Per- sane	Yud- disch	Circas- sienne	Kurde	Tar- tare	Alba- naise	Bul- gare	Autres ou inconnues	
Elâziz	Şehir Ville	E	9,750	—	381	1	—	—	9	—	1	2	873	—	1	—	19
		H	7,811	—	615	—	—	—	1	—	—	—	574	—	1	—	13
	Köyler Villages	E	20,272	—	287	—	—	—	1	—	—	—	7,254	—	10	—	23
		H	22,907	—	376	—	—	—	1	—	—	—	8,001	—	9	—	21
Yekûn Total	E	30,022	—	668	1	—	—	10	—	1	2	8,127	—	11	—	42	
	H	30,718	—	991	—	—	—	2	—	—	—	8,575	—	10	—	34	
Baskel	E	344	6	2	—	—	—	—	—	—	—	5,594	—	—	—	3	
	H	336	—	5	—	—	—	—	—	—	—	6,515	—	—	—	—	
Çapakçur	E	926	—	—	—	—	—	1	—	—	—	4,526	—	—	—	—	
	H	49	—	—	—	—	—	—	—	—	—	4,893	—	—	—	—	
Çemişkezek	E	5,106	—	46	—	—	—	1	—	—	—	809	—	5	—	—	
	H	6,838	—	57	—	—	—	—	—	—	—	818	—	—	—	—	
Genç	E	480	—	—	—	—	—	1	—	—	—	1,460	—	—	—	—	
	H	78	—	—	—	—	—	—	—	—	—	1,640	—	—	—	—	
Hozat	E	1,307	—	137	—	—	—	—	—	—	—	4,001	—	—	—	—	
	H	840	—	160	—	—	—	—	—	—	—	4,042	—	—	—	—	
Keban	E	1,211	—	—	—	—	—	—	—	—	—	261	—	—	—	—	
	H	1,459	—	—	—	—	—	—	—	—	—	425	—	—	—	—	
Mazkirt	E	350	—	58	—	—	—	1	—	—	—	7,598	—	—	—	11	
	H	260	—	39	—	—	—	—	—	—	—	7,520	—	—	—	—	

KADRO IV
CADRE

Nüfusun ana lisanı itibarı ile inkısamı
Répartition de la population d'après les langues maternelles
VİLÂYET : ELÂZİZ (Mabat - Suite)

KAZALAR Cazas	Cinsi- yet statüs	LİSANLAR — Langues															
		Türk- çe	Rum- ca	Erme- nice	Fran- sızca	İtal- yanca	İngi- lizce	Arap- ça	Acem- ce	Yahu- dice	Çer- kesçe	Kürtçe	Tatar- ca	Arna- vutca	Bul- garca	Sair ve mec- hul lisanslar	
		Tur- que	Grec- que	Armé- nienne	Fran- çaise	Itali- enne	Ang- laise	Arabe	Per- sane	Yud- disch	Circas- sienne	Kurde	Aar- tare	Alba- naise	Bul- gare	Autres ou inconnues	
Maden	E	1,341	2	1	—	—	—	1	—	—	—	3,613	—	—	—	15	
	H K F	1,111	—	4	—	—	—	—	—	—	—	3,931	—	—	—	—	
Ovacık	E	50	—	—	—	—	—	—	—	—	—	2,117	—	—	—	—	
	H K F	6	—	—	—	—	—	—	—	—	—	2,094	—	—	—	—	
Palu	E	4,349	—	92	—	—	—	2	—	—	—	12,665	—	—	—	—	
	H K F	4,467	—	82	—	—	—	—	—	—	6	13,343	—	—	—	—	
Pertek	E	2,871	—	35	—	—	—	—	—	—	—	3,916	—	—	—	—	
	H K F	3,138	—	22	—	—	—	—	—	—	—	4,010	—	—	—	—	
YEKÜN Total	E	48,337	8	1,039	1	—	—	17	—	1	2	54,687	—	16	—	71	
	H K F	49,300	—	1,360	—	—	—	2	—	—	6	57,806	—	10	—	34	
Umumî yekûn Total général		97,657	8	2,399	1	—	—	19	—	1	8	112,493	—	26	—	105	
VİLÂYET : ERZURUM																	
Erzu- rum	Şehir Ville	E	16,256	3	1	—	—	—	—	15	—	10	254	—	6	—	14
		H K F	14,748	3	—	—	—	—	—	5	—	6	107	—	4	—	25
	Köyler Villages	E	23,236	—	—	—	—	—	—	9	—	7	87	—	—	—	32
		H K F	23,174	—	—	—	—	—	—	2	—	6	106	—	—	—	18
	Yekân Total	E	39,492	3	1	—	—	—	—	24	—	17	341	—	6	—	46
		H K F	37,922	3	—	—	—	—	—	7	—	12	213	—	4	—	43

KADRO
CADRE **IV**

Nüfusun ana lisani itibarile inkısamı
Répartition de la population d'après les langues maternelles
VİLAYET : ERZURUM (Mabat - Suite)

KAZALAR Cazas	Cinsiyet Sexes	LİSANLAR — Langues														
		Türkçe	Rumca	Ermenice	Fransızca	İtalyanca	İngilizce	Arapça	Acemce	Yahudice	Çerkesçe	Kürtçe	Tatarca	Arnavutca	Bulgarca	Sair ve meçhul lisaneler
		Turque	Grecque	Arménienne	Française	Italienne	Anglaise	Arabe	Per-sane	Yudisch	Circassienne	Kurde	Tartare	Albanaise	Bulgare	Autres ou inconnues
Hınıs	E	2,001	—	1	—	—	—	4	—	—	57	8,238	—	—	—	1,127
	H	1,981	—	1	—	—	—	—	—	—	46	8,064	—	—	—	1,251
İspir	K	13,711	—	2	—	—	—	—	—	—	—	19	—	—	—	—
	F	19,078	—	4	—	—	—	—	—	—	—	17	—	—	—	—
Oltı	E	16,946	—	—	—	—	—	—	—	—	—	1,471	—	—	—	—
	H	17,361	—	—	—	—	—	—	—	—	—	1,218	—	—	—	—
Pasinler	K	14,546	—	—	—	—	—	—	2	—	—	2,856	—	—	—	—
	F	14,385	—	1	—	—	—	—	—	—	2	2,775	—	—	—	—
Tercan	E	10,855	—	—	—	—	—	—	1	—	3	5,324	—	—	—	160
	H	11,522	—	4	—	—	—	—	—	—	—	5,863	—	—	—	148
Tortum	K	14,994	—	—	—	—	—	—	—	—	—	1	—	—	—	—
	F	16,224	—	—	—	—	—	—	—	—	—	22	—	—	1	5
YEKÛN Total	E	112,545	3	4	—	—	—	4	27	—	77	18,250	—	6	—	1,333
	H	118,473	3	10	—	—	—	—	7	—	60	18,172	—	4	1	1,447
Umumi yekûn Total général	F	231,018	6	14	—	—	—	4	34	—	137	36,422	—	10	1	2,780

KAZALAR Cazas	Clas- yet İstis	LİSANLAR — Langues															
		Türk- çe	Rum- ca	Erme- nice	Fran- sızca	Ital- yanca	İngi- lizce	Arap- ça	Acem- ce	Yahu- dice	Çer- kesçe	Kürtçe	Tatar- ca	Arna- vutca	Bul- garca	Sair ve meç- hul lisanlar	
		Tur- que	Grec- que	Armé- nienne	Fran- çaise	Itali- enne	An- glaise	Arabe	Per- sane	Yud- disch	Circas- sienne	Kurde	Tar- tare	Alba- naise	Bul- gare	Autres ou inconnue	
Erzin- can	Şehir Ville	E H K F	9,512	—	8	—	—	—	3	3	—	—	65	—	6	1	8
		K F	6,448	—	1	—	—	—	2	—	—	8	18	—	1	—	8
	Köyler Villages	E H K F	12,182	—	3	—	—	—	—	—	42	—	4,725	—	2	—	1
		K F	13,692	—	2	—	—	—	2	29	—	—	5,154	—	—	—	1
	Yekûn Total	E H K F	21,694	—	11	—	—	—	3	3	42	—	4,790	—	8	1	9
K F		20,140	—	3	—	—	—	4	29	—	8	5,172	—	1	—	9	
Kuruçay		E H K F	3,305	—	2	—	—	—	—	—	—	578	—	—	—	—	
		K F	4,591	—	3	—	—	—	—	—	—	704	—	—	—	—	
Kemah		E H K F	4,800	—	1	—	—	—	—	—	—	1,057	6	—	—	—	
		K F	5,318	—	—	—	—	—	—	—	—	2,268	—	—	—	1	
Kigi		E H K F	2,264	—	18	—	—	—	—	—	—	47	10,862	—	—	—	6
		K F	2,336	—	25	1	—	—	—	—	—	41	10,938	—	—	—	—
Nazımiye		E H K F	645	—	—	—	—	—	—	—	—	2,628	—	—	—	—	
		K F	151	—	—	—	—	—	—	—	—	2,970	—	—	—	—	
Plomer		E H K F	443	—	2	—	—	—	—	—	—	4,499	—	—	—	—	
		K F	387	—	—	—	—	—	—	—	—	5,242	—	—	—	—	
Refahiye		E H K F	5,124	9	—	—	—	—	—	—	—	1,454	—	—	—	—	
		K F	5,951	—	1	—	—	—	—	—	—	1,715	—	—	—	5	

KADRO IV
CADRE

Nüfusun ana lisanı itibarile inkısamı
Répartition de la population d'après les langues maternelles
VİLAYET : ERZİNCAN (Mabat - Suite)

KAZALAR Cazas	Clas- yet şezes	LİSANLAR — Langues														
		Türk- çe	Rum- ca	Erme- nice	Fran- sızca	İtal- yanca	İngi- lizce	Arap- ça	Acem- ce	Yahu- dice	Çer- kesçe	Kürtçe	Tatar- ca	Arna- vutca	Bul- garca	Sair ve meç- hul lisanlar
		Tur- que	Grec- que	Armé- nienne	Fran- çaise	Itali- enne	An- glaise	Arabe	Per- sane	Yud- disch	Circas- sienne	Kurde	Tar- tare	Alba- naise	Bul- gare	Autres ou inconnues
YEKÜN Total	E	38,275	9	34	—	—	—	3	3	42	47	25,868	6	8	1	15
	H	38,874	—	32	1	—	—	4	29	—	49	29,009	—	1	—	15
Umumî yekûn Total général	K	77,149	9	66	1	—	—	7	32	42	96	54,877	6	9	1	30

VİLAYET : GAZİAYINTAP

Gazi ayıntap	Şehir Ville	E	18,878	12	—	1	—	2	511	—	18	17	288	—	93	—	15
		H	19,403	16	3	1	—	4	362	—	17	10	203	—	144	—	—
		K	23,514	—	—	—	—	—	336	—	—	1	311	—	—	—	15
Köyler Villages	Yekûn Total	E	24,494	—	—	—	—	—	315	—	—	—	387	—	—	—	27
		H	42,392	12	—	1	—	2	847	—	18	18	599	—	93	—	30
		K	43,897	16	3	1	—	4	677	—	17	10	590	—	144	—	27
Bisni	Yekûn Total	E	10,548	—	—	—	—	—	4	—	—	15	4,098	—	1	—	7
		H	11,756	—	—	—	—	—	—	—	—	39	4,652	—	—	—	—
		K	10,857	8	—	1	—	—	546	—	—	6	43	—	16	—	—
Kilis	Şehir Ville	E	10,666	—	—	—	—	—	466	—	1	9	36	—	13	—	—
		H	9,698	—	—	—	—	—	360	—	—	2	1,560	—	—	—	—
		K	10,028	—	—	—	—	—	468	—	—	—	1,743	—	—	—	—
Köyler Villages	Yekûn Total	E	20,555	8	—	1	—	—	906	—	—	8	1,603	—	16	—	—
		H	20,694	—	—	—	—	—	954	—	1	9	1,779	—	13	—	—
		K															

KADRO IV
CADRE

Nüfusun ana lisanı itibarile inkısamı
Répartition de la population d'après les langues maternelles
VİLÂYET : GAZİAYINTAP (Mabat - Suite)

KAZALAR Cazas	Cins- yet Sexes	LISANLAR — Langues														
		Türk- çe	Rum- ca	Erme- nice	Fran- sızca	İtal- yanca	İngi- lizce	Arap- ça	Acem- ce	Yahu- dice	Cer- kesçe	Kürtçe	Tatar- ca	Arna- vutca	Bul- garca	Sair ve meç- hul lisanlar
		Tur- que	Grec- que	Armé- nienne	Fran- çaise	Itali- enne	An- glaise	Arabe	Per- sane	Yud- disch	Circas- sienne	Kurde	Tar- tare	Alba- naise	Bul- gare	Autres ou inconnues
Nezip	E	23,779	—	2	1	—	—	102	—	—	—	236	1	1	—	3
	H	21,715	—	—	—	1	—	74	5	1	—	2,791	—	—	—	5
YEKÛN Total	E	97,274	20	2	3	—	2	1,859	—	18	41	6,536	1	111	—	40
	H	98,062	16	3	1	1	4	1,685	5	19	58	9,812	—	157	—	32
Umumî yekûn Total général	F	195,336	36	5	4	1	6	3,544	5	37	99	16,348	1	268	—	72
VİLÂYET : GÜMÜŞANE																
Gümüşane	E	10,976	1	3	—	—	—	—	—	—	—	—	—	—	—	1
	H	12,675	—	—	—	—	—	—	—	—	—	—	—	—	—	3
Bayburt	E	23,006	2	—	—	1	—	—	—	—	—	377	—	—	—	21
	H	25,231	2	—	—	—	—	—	—	—	—	303	—	—	—	27
Kilkit	E	8,712	—	—	—	—	—	—	—	—	2	371	—	—	—	—
	H	9,608	—	—	—	—	—	—	—	—	—	472	—	—	—	—
Şiran	E	5,456	—	—	—	—	—	—	—	—	1	228	—	—	—	—
	H	6,548	—	—	—	—	—	—	—	—	44	192	—	—	—	1
Turol	E	8,229	—	—	—	—	—	—	—	—	—	—	—	—	—	—
	H	9,738	—	—	—	—	—	—	—	—	—	—	—	—	—	—

KADRO
CADRE IV

Nüfusun ana lisanı itibarile inkişanı
Répartition de la population d'après les langues maternelles
VİLAYET : GÜMÜŞANE (Mabat-Suite)

KAZALAR Cazas	Cins- yet Sexes	LİSANLAR — Langues														
		Türk- çe	Rum- ca	Erme- nice	Fran- sızca	İtal- yanca	İngi- lizce	Arap- ça	Acem- ce	Yahu- dice	Çer- kesçe	Kürtçe	Tatar- ca	Arna- vutca	Bul- garca	Sair ve meç- hul lisanlar
		Tur- que	Grec- que	Armé- nienne	Fran- çaise	Itali- enne	An- glaise	Arabe	Per- sane	Yud- disch	Circas- sienne	Kurde	Tar- tare	Alba- naise	Bul- gare	Autres ou inconnues
YEKÜN Total	E	56,379	3	3	—	1	—	—	—	—	3	976	—	—	—	22
	H K F	63,800	2	—	—	—	—	—	—	—	44	967	—	—	—	31
Umumî yekûn Total général		120,179	5	3	—	1	—	—	—	—	47	1,943	—	—	—	53
VİLAYET : HAKÂRİ																
Hakâri	E	272	—	—	—	—	—	—	—	43	—	3,531	—	—	—	10
	H K F	64	—	—	—	—	—	—	—	31	—	3,306	—	—	—	16
Beytülşebab	E	15	—	—	—	—	—	—	—	—	—	3,482	—	—	—	8
	H K F	3	—	—	—	—	—	—	—	—	—	3,497	—	—	—	19
Gevar	E	418	—	—	—	—	—	1	—	—	—	1,334	—	—	—	—
	H K F	51	—	—	—	—	—	—	—	—	—	468	937	—	—	—
Şemdinan	E	203	—	—	—	—	—	3	—	—	4	714	—	—	—	—
	H K F	18	—	—	—	—	—	—	—	—	—	673	—	—	—	—
YEKÜN Total	E	908	—	—	—	—	—	4	—	45	4	9,061	—	—	—	18
	H K F	136	—	—	—	—	—	—	—	31	—	7,944	937	—	—	35
Umumî yekûn Total général		1,044	—	—	—	—	—	4	—	74	4	17,005	937	—	—	53

KADRO
CADRE IV

Nüfusun ana lisani itibarile inkisami
Répartition de la population d'après les langues maternelles
vilayet: KARS

KAZALAR Cazas	Clas- yet lexes	LISANLAR — Langues														
		Türk- çe	Rum- ca	Erme- nice	Fran- sızca	İtal- yanca	İngi- lizce	Arap- ça	Acem- ce	Yahu- dice	Çer- kesçe	Kürtçe	Tatar- ca	Arna- vutca	Bul- garca	Sair ve meç- hul lisaneler
		Tur- que	Grec- que	Armé- nienne	Fran- çaise	Itali- enne	An- glaise	Arabe	Per- sane	Yud- disch	Circas- sienne	Kurde	Tar- tare	Alba- naise	Bul- gare	Autres ou inconnues
Kars	E H K F	8,872	—	3	—	—	—	—	102	—	—	58	8	—	—	90
	K F	4,649	—	9	—	—	—	—	7	—	—	21	—	—	—	82
	E H K F	7,724	—	—	—	—	—	1	—	—	1	4,680	—	—	1	88
	K F	6,918	—	—	—	—	—	—	—	—	—	4,609	—	—	—	83
	E H K F	16,596	—	3	—	—	—	1	102	—	1	4,738	8	—	1	178
	K F	11,567	—	9	—	—	—	—	7	—	—	4,630	—	—	—	165
Ardahan	E H K F	12,984	—	1	—	—	—	—	—	—	—	21	—	—	—	23
	K F	11,370	—	—	—	—	—	—	—	—	—	26	—	—	—	9
Arpaçay	E H K F	11,721	—	4	—	—	—	—	—	—	—	1,159	—	—	—	252
	K F	10,770	—	—	—	—	—	—	—	—	—	1,100	—	—	—	202
Çıldır	E H K F	9,697	—	—	—	—	—	—	—	1	—	45	—	—	—	16
	K F	8,852	—	—	—	—	—	—	—	1	—	55	—	—	—	—
Göle	E H K F	5,004	—	—	—	—	—	—	—	—	—	6,154	—	—	—	1
	K F	4,847	—	—	—	—	—	—	—	—	—	5,947	—	—	—	1
Kağızman	E H K F	3,957	—	—	—	—	—	—	—	1	1	4,881	—	1	—	8
	K F	4,149	—	2	1	—	—	—	—	5	3	4,295	—	—	—	1
Posof	E H K F	11,916	—	2	—	—	—	—	—	—	—	—	194	—	—	—
	K F	11,642	—	—	—	—	—	—	—	—	—	—	182	—	—	—
Sarıkamış	E H K F	13,868	—	—	—	—	—	—	2	21	—	5,110	—	—	1	129
	K F	11,252	—	—	—	—	—	—	—	—	152	4,784	—	2	—	15

KADRO IV
CADRE

Nüfusun ana lisânı itibarile inkisamı
Répartition de la population d'après les langues maternelles
VİLAYET : **KARS** (Mabat - Suite)

KAZALAR Cazas	Clas yet Sexes	LİSANLAR — Langues														
		Türk- çe	Rum- ca	Erme- nice	Fran- sızca	Ital- yanca	İngi- lizce	Arap- ça	Acem- ce	Yahu- dice	Çer- kesçe	Kürtçe	Tatar- ca	Arna- vutca	Bul- garca	Sair ve meç- hul lisânlar
		Tur- que	Grec- que	Armé- nienne	Fran- çaise	Itali- enne	An- glaise	Arabe	Per- sane	Yud- disch	Chroas- sienne	Kurde	Tar- tare	Alba- naise	Bul- gare	Autres ou inconnues
YEKÜN Total	E	85,743	—	10	—	—	—	1	104	23	2	22,108	202	1	2	607
	H	74,449	—	11	1	—	—	—	7	6	155	20,837	182	2	—	393
Umumi yekün Total général	K	160,192	—	21	1	—	—	1	111	29	157	42,945	384	3	2	1,000

VİLAYET : **MALATYA**

Malat- ya	Şehir Ville	E	9,554	—	244	1	—	—	—	—	9	316	—	—	11	14
		H	10,012	—	305	—	—	—	—	—	—	—	265	—	—	—
Köyler Villages	Yekün Total	E	18,606	—	9	—	1	—	—	—	—	8,157	—	—	—	10
		H	19,853	—	10	—	—	—	—	—	—	8,940	—	—	—	6
Akçadağ	Yekün Total	E	28,160	—	253	1	1	—	—	—	9	8,473	—	—	11	24
		H	29,875	—	315	—	—	—	—	—	—	9,205	—	—	—	12
Arabkir	Yekün Total	E	16,023	—	—	—	—	—	—	—	—	2,044	—	—	—	—
		H	17,034	—	—	—	—	—	—	—	—	2,193	—	—	—	—
Adıyaman	Yekün Total	E	6,384	—	425	—	—	—	—	—	—	2,583	—	—	—	2
		H	8,829	—	938	—	—	—	—	—	—	2,705	—	—	—	—
Hekimhan	Yekün Total	E	5,901	2	173	—	—	—	3	—	—	16,055	—	—	—	10
		H	6,401	1	194	—	—	—	—	—	—	16,496	—	—	—	13
Hekimhan	Yekün Total	E	10,807	2	23	—	—	—	—	—	1	3,587	—	—	—	—
		H	12,788	2	17	—	—	—	—	—	—	3,663	—	—	—	—

KAZALAR Cazas	Clas- yet İşes	LİSANLAR — Langues														
		Türk- çe	Rum- ca	Erme- nice	Fran- sızca	İtal- yanca	İngi- lizce	Arap- ça	Acem- ce.	Yahu- dice	Çer- kesçe	Kürtçe	Tatar- ca	Arna- vutca	Bul- garca	Sair ve meç- hul lisanlar
		Tur- que	Grec- que	Armé- nienne	Fra- çaise	Itali- enne	An- glaise	Arabe	Per- sane	Yud- disch	Circas- sienne	Kurde	Tar- tare	Alba- naise	Bul- gare	Autres ou inconnues
Kâhte	E	255	—	6	—	—	—	1	—	—	—	15,556	—	—	—	—
	H	133	—	6	—	—	—	—	—	1	—	16,073	—	—	—	—
Kemaliye	K	9,152	—	70	—	—	—	1	—	—	—	211	—	—	—	—
	F	12,948	—	202	—	—	—	—	—	—	—	305	—	—	—	18
Petürke	E	4,778	—	1	—	—	—	1	—	—	—	13,637	—	—	—	1
	H	6,347	—	2	—	—	—	—	—	—	—	15,537	—	—	—	2
YEKÛN Total	K	81,460	4	951	1	1	—	6	—	—	10	62,146	—	—	11	37
	F	94,355	3	1,674	—	—	—	—	—	1	—	66,177	—	—	—	45
Umumî yekûn Total général		175,815	7	2,625	1	1	—	6	—	1	10	128,323	—	—	11	82
VİLÂYET MARAS																
Maras	E	12,846	5	5	1	2	2	17	1	58	24	212	—	120	18	40
	H	12,379	—	3	—	—	—	4	—	20	7	172	—	45	—	1
	K	22,512	10	—	—	—	—	1	1	—	7	265	—	—	—	—
	F	22,096	—	—	—	—	—	4	—	—	—	304	—	—	—	—
Yekûn Total	E	35,358	15	5	1	2	2	18	2	58	31	477	—	120	18	40
	H	34,475	—	3	—	—	—	8	—	20	7	476	—	45	—	1
Andirin	E	6,017	—	—	—	—	—	—	—	—	1	32	—	—	—	—
	H	6,141	—	—	—	—	—	—	—	—	—	29	—	—	—	—

KADRO
CADRE **IV**

Nüfusun ana lisanı itibarile inkişamı
Répartition de la population d'après les langues maternelles
VİLÄYET : **MARAS** (Mabat - Suite)

KAZALAR Cazas	Cins- yet Sexes	LİSANLAR — Langues														
		Türk- çe	Rum- ca	Erme- nice	Fran- sızca	İtal- yanca	İngi- lizce	Arap- ça	Acem- ce	Yahu- dice	Çer- kesçe	Kürtçe	Tatar- ca	Arna- vutca	Bul- garca	Sair ve meç- hul lisaneler
		Tur- que	Grec- que	Armé- nienne	Fran- çaise	Itali- enne	An- glaise	Arabe	Per- sane	Yud- disch	Circas- sienne	Kurde	Tar- tare	Alba- naise	Bul- gare	Autres ou Inconnues
Elbistan	E	20,424	—	—	—	—	—	—	—	—	14	6,200	—	1	—	—
	H K F	20,671	—	—	—	—	—	1	—	—	—	7,082	—	3	—	—
Göksun	E	6,914	—	—	—	—	—	—	—	—	1,391	1,231	—	—	—	581
	H K F	6,967	—	—	—	—	—	2	—	—	1,563	973	—	—	—	726
Pazarçık	E	9,188	—	—	—	—	—	3	—	—	2	5,281	—	1	9	6
	H K F	9,124	—	—	—	—	—	7	—	—	1	5,076	11	—	—	—
YEKÜN Total	E	77,901	15	5	1	2	2	21	2	58	1,439	13,221	—	122	27	627
	H K F	77,378	—	3	—	—	—	18	—	20	1,571	13,636	11	48	—	727
Umumî yekûn Total général		155,279	15	8	1	2	2	39	2	78	3,010	126,857	11	170	27	1,354

VİLÄYET : **MARDİN**

Mardin	Şehir Ville	E	4,042	—	—	—	—	8,085	—	—	15	525	1	—	1	36	
		H K F	1,451	—	—	2	—	3	8,848	—	—	—	243	—	—	—	—
	Köyler Villages	E	200	—	4	—	—	—	4,177	—	—	—	6,976	—	23	—	112
		H K F	127	—	1	—	—	—	4,588	—	—	—	7,896	—	26	—	105
	Yekûn Total	E	4,242	—	4	—	—	—	12,262	—	—	15	7,501	1	23	1	148
		H K F	1,578	—	1	2	—	3	13,436	—	—	—	8,139	—	26	—	105

KADRO
CADRE **IV**

Nüfusun ana lisanı itibarıyla inkişafı
Répartition de la population d'après les langues maternelles
VİLAYET : **MARDİN** (Mabat - Suite)

KAZALAR Cazas	Clas- yet Sexes	LİSANLAR — Langues														
		Türk- çe	Rum- ca	Erme- nice	Fran- sızca	İtal- yanca	İngi- lizce	Arap- ça	Acem- ce	Yahu- dice	Çer- kesçe	Kürtçe	Tatar- ca	Arna- vutca	Bul- garca	Sair ve meç- hul lisanlar
		Tur- que	Grec- que	Armé- nienne	Fran- çaise	Itali- enne	An- glaise	Arabe	Per- sane	Yud- disch	Circas- sienne	Kurde	Tar- tare	Alba- naise	Bul- gare	Autres ou inconnues
Cizre	E	1,731	—	—	—	—	—	732	—	4	—	8,632	—	—	—	258
	H	1,356	—	—	—	—	—	824	—	—	—	10,165	—	—	—	319
Dirik	K	222	—	9	—	—	—	42	—	—	—	6,767	—	—	—	7
	F	32	—	8	—	—	—	30	—	—	—	7,927	—	—	—	20
Kercüş	E	61	—	—	—	—	—	1,753	—	—	—	8,628	—	—	—	150
	H	48	—	—	—	—	—	1,796	—	—	—	8,819	—	—	—	69
Midyat	K	535	—	—	—	—	—	5,623	—	3	—	7,395	—	—	—	2,589
	F	299	—	—	—	—	—	5,600	—	5	—	7,685	—	—	—	2,696
Nuseybin	E	877	14	—	9	7	—	560	—	29	—	4,485	—	—	—	212
	H	147	7	—	—	—	—	549	—	30	—	5,121	—	—	—	228
Resülayın	K	323	4	—	—	—	—	64	—	—	—	28	—	—	—	4
	F	26	—	—	—	—	—	20	—	—	—	4	—	—	—	—
Savor	E	324	—	—	—	—	—	4,042	—	—	—	9,036	—	—	—	6
	H	63	—	—	—	—	—	4,401	—	—	—	9,713	—	—	—	1
YEKÜN Total	K	8,315	18	13	9	7	—	25,078	—	36	15	52,268	1	23	1	3,374
	F	3,549	7	9	2	—	3	26,656	—	35	—	57,573	—	26	—	6,438
Umumî yekûn Total général		11,864	25	22	11	7	3	51,734	—	71	15	102,841	1	49	1	6,812

KADRO
CADRE IV

Nüfusun ana lisanı itibarıyla inkısaamı
Répartition de la population d'après les langues maternelles
VILAYET : SİIRT

KAZALAR Cazas	Cinsiyet Sexes	LİSANLAR — Langues													Sair ve meçhul lisanlar Autres ou inconnue		
		Türkçe	Rumca	Ermenice	Fransızca	İtalyanca	İngilizce	Arapça	Acemce	Yahudice	Cerkesçe	Kürtçe	Tatarca	Arnavutca		Bulgarca	
		Turque	Grecque	Arménienne	Française	Italienne	Anglaise	Arabe	Persane	Yudisch	Circassienne	Kurde	Tartare	Albanaise		Bulgare	
Sıirt	Şehir Ville	E	3,112	—	—	—	—	—	5,145	—	—	4	835	—	—	—	3
		H	509	—	—	—	—	—	5,353	—	—	—	138	—	—	—	—
	Köyler Villages	K	14	—	—	—	—	—	2,076	—	—	—	2,705	—	—	—	5
		F	28	—	—	—	—	—	2,117	—	—	—	3,015	—	—	—	—
	Yekûn Total	E	3,126	—	—	—	—	—	7,221	—	—	4	3,540	—	—	—	8
		H	537	—	—	—	—	—	7,470	—	—	—	3,153	—	—	—	—
Beşiri	E	206	—	30	—	—	—	51	—	—	—	5,922	—	—	—	1	
	H	34	—	37	—	—	—	37	—	—	—	6,706	—	—	—	—	
Eruh	E	164	—	—	—	—	—	71	—	—	—	6,433	—	—	—	—	
	H	152	—	—	—	—	—	72	—	—	—	8,018	—	—	—	—	
Garzan	E	521	—	—	—	—	—	366	—	—	3	5,929	—	—	—	—	
	H	64	—	—	—	—	—	370	—	—	—	6,810	—	—	—	90	
Pervari	E	53	—	—	—	—	—	74	—	—	—	2,740	—	—	—	28	
	H	27	—	—	—	—	—	90	—	—	—	3,114	—	—	—	21	
Sasun	E	179	1	98	—	—	—	1,783	—	—	—	2,059	—	—	—	—	
	H	59	—	100	2	—	—	2,432	—	—	—	2,498	—	—	—	23	
Şirnak	E	352	—	—	—	—	—	51	—	—	—	4,625	—	—	—	192	
	H	23	—	—	—	—	—	24	—	—	—	5,123	—	—	—	176	
Şirvan	E	64	—	—	—	—	—	45	—	—	—	4,540	—	—	—	—	
	H	45	—	—	—	—	—	21	—	—	—	4,752	—	—	—	—	

KADRO IV
CADRE

Nüfusun ana lisanı itibarile inkisamı
Répartition de la population d'après les langues maternelles
VİLÄYET : **ŞİİRT** (Mabat - Suite)

KAZALAR Cazas	Cinsi- yet Sexus	LİSANLAR — Langues														
		Türk- çe	Rum- ca	Erme- nice	Fran- sızca	İtal- yanca	İngi- lizce	Arap- ça	Acem- ce	Yahu- dice	Çer- kesçe	Kürtçe	Tatar- ca	Arna- vutca	Bul- garca	Sair ve meç- hul lisanlar
		Tur- que	Grec- que	Armé- nienne	Fran- çaise	Itali- enne	An- glaise	Arabe	Per- sane	Yud- disch	Circas- sienne	Kurde	Tar- tare	Alba- naise	Bul- gare	Autres ou inconnues
YEKÛN Total	E	4,665	1	128	—	—	—	9,662	—	—	7	35,788	—	—	—	229
	H	941	—	137	2	—	—	10,516	—	—	—	40,174	—	—	—	310
Umumî yekûn Total général	K	5,606	1	265	2	—	—	20,178	—	—	7	75,962	—	—	—	539
	F															
VİLÄYET : ŞEBİNKARAHİSAR																
Şebinkarahisar	E	8,474	—	—	—	—	—	—	1	—	5	33	—	—	—	3
	H	10,035	—	—	—	—	—	—	—	—	—	1	—	—	—	1
Aloçra	E	9,424	—	—	—	—	—	—	—	—	—	4	—	—	—	—
	H	11,780	—	—	—	—	—	—	—	—	2	27	2	—	—	—
Kavilhisar	E	8,809	—	—	—	—	—	—	—	—	—	61	—	—	—	—
	H	10,466	—	—	—	—	—	—	—	—	—	34	—	—	—	—
Mesudiye	E	10,523	—	3	—	—	—	—	—	—	—	—	—	1	—	—
	H	12,678	—	—	—	—	—	—	—	—	—	—	—	—	—	—
Suşehri	E	12,084	—	10	—	—	—	5	—	—	—	277	—	—	—	1
	H	13,730	—	12	—	—	—	—	—	—	—	249	—	—	—	—
YEKÛN Total	E	49,314	—	13	—	—	—	5	1	—	5	375	—	1	—	4
	H	58,689	—	12	—	—	—	—	—	—	2	311	2	—	—	1
Umumî yekûn Total général	K	108,003	—	25	—	—	—	5	1	—	7	686	2	1	—	5
	F															

KADRO IV
CADRE

Nüfusun ana lisanı itibarıyla tahsisatı
Répartition de la population d'après les langues maternelles
VİLAYET: URFA


KAZALAR Cazas	Cins- yet Sexes	LİSANLAR — Langues															
		Türk- çe	Rum- ca	Erme- nice	Fran- sızca	İtal- yanca	İngi- lizce	Arap- ça	Acem- ce	Yahu- dice	Çer- kesçe	Kürtçe	Tatar- ca	Arna- vutca	Bul- garca	Sair ve meç- hul lisanlar	
		Tur- que	Grec- que	Armé- nienne	Fran- çaise	Itali- enne	Ang- laise	Arabe	Per- sane	Yud- disch	Circas- sienne	Kurde	Tar- tare	Alba- naise	Bul- gare	Autres ou inconnues	
Urfa	Şehir Ville	E H K F	14,269	—	—	2	—	—	—	—	6	7	646	1	—	—	10
	Köyler Villages	E H K F	13,373	—	—	—	—	—	354	—	4	—	416	—	—	—	10
		E H K F	2,480	—	12	—	—	—	5,424	—	—	—	6,493	—	—	—	4
	Yekân Total	E H K F	2,536	—	36	—	—	—	5,669	—	—	—	6,626	—	—	—	—
		E H K F	16,749	—	12	2	—	—	5,424	—	6	7	7,139	1	—	—	14
Birecik	E H K F	15,909	—	36	—	—	—	6,023	—	4	—	7,042	—	—	—	10	
	E H K F	9,759	—	—	—	—	—	225	—	5	—	5,426	—	—	—	—	
Haran	E H K F	10,536	—	—	—	—	—	263	—	—	—	5,258	—	—	—	—	
	E H K F	462	—	—	—	—	—	4,445	—	—	—	373	—	—	—	—	
Hilvan	E H K F	81	—	—	—	—	—	4,675	—	—	—	332	—	—	—	—	
	E H K F	514	—	—	—	—	—	491	—	—	—	5,029	—	—	—	—	
Siverek	Şehir Ville	E H K F	240	—	—	—	—	468	—	—	—	5,393	—	—	—	—	
		E H K F	6,363	—	3	—	—	—	19	—	12	—	409	—	—	—	294
	Köyler Villages	E H K F	6,991	—	11	—	—	—	16	—	16	—	459	—	—	—	369
		E H K F	4,440	—	—	—	—	—	573	—	—	—	5,226	—	—	—	2,638
	Yekân Total	E H K F	4,773	—	1	—	—	—	765	—	—	—	5,574	—	—	—	2,838
E H K F		10,803	—	3	—	—	—	592	—	12	—	5,635	—	—	—	2,932	
Suruç	E H K F	11,764	—	12	—	—	—	781	—	16	—	6,033	—	—	—	3,207	
	E H K F	1,585	—	—	—	—	—	104	—	1	—	7,756	—	—	—	1	
	E H K F	1,238	—	—	—	—	—	103	—	—	—	7,844	—	—	—	—	

KAZALAR Cazas	Cinsiyet Sexes	LİSANLAR — Langues														
		Türkçe	Rumca	Ermenice	Fransızca	İtalyanca	İngilizce	Arapça	Acemce	Yahudice	Çerkesçe	Kürtçe	Tatarca	Arnavutca	Bulgarca	Sair ve meçhul lisanlar
		Turque	Grecque	Arménienne	Française	Italienne	Anglaise	Arabe	Persane	Yudisch	Circassienne	Kurde	Tartare	Albanaise	Bulgare	Autres ou inconnues
Viranşehir	E	971	—	—	—	—	—	909	—	—	—	1,682	—	—	—	13
	H	409	—	—	—	—	—	1,078	—	—	—	1,734	—	—	—	11
Yaylak	K	523	—	—	—	—	—	7	—	—	—	8,113	—	—	—	—
	F	639	—	—	—	—	—	5	—	—	—	7,999	—	—	—	—
YEKÛN Total	E	41,366	—	15	2	—	—	12,197	—	24	7	41,153	1	—	—	2,960
	H	40,816	—	48	—	—	—	13,396	—	20	—	41,635	—	—	—	3,228
Umumi yekûn Total général	K	82,182	—	63	2	—	—	25,593	—	44	7	82,788	1	—	—	6,188
	F															
VİLAYET VAN																
Van	E	5,275	—	—	—	—	—	36	4	27	2	6,475	—	—	—	—
	H	3,995	—	—	—	—	—	15	—	19	—	6,665	—	—	—	—
Başkale	K	130	—	—	—	—	—	3	1	44	—	2,341	—	—	—	—
	F	79	—	—	—	—	—	—	—	31	—	2,546	—	—	—	—
Erciş	E	2,816	—	—	—	—	—	—	—	—	—	6,741	—	—	—	—
	H	2,221	—	—	—	—	—	—	—	—	—	6,583	—	—	—	—
Gevaş	K	562	—	—	—	—	—	9	—	—	—	5,169	—	—	—	—
	F	91	—	—	—	—	—	2	—	—	—	5,468	—	—	—	—
Mahmudi	E	700	—	—	—	—	—	4	—	—	1	3,437	—	—	—	—
	H	228	—	—	—	—	—	3	2	—	—	3,308	—	—	—	—
	K															
	F															

KADRO IV
CADRE

Nüfusun ana lisanı itibarıyla inkısamı
Répartition de la population d'après les langues maternelles
VİLAYET : VAN (Mabat - Suite)

KAZALAR Cazas	Cins- yet Sexes	LİSANLAR — Langues														
		Türk çe	Rum- ca	Erme- nice	Fran- sızca	İtal- yanca	İngi- lizce	Arap- ça	Acem- ce	Yahu- dice	Çer- kesçe	Kürtçe	Tatar- ca	Arna- vutca	Bul- garca	Sair ve meç- hul lisanlar
		Tur- que	Grec- que	Armé- nienne	Fran- çaise	Itali- enne	An- glaise	Arabe	Per- sane	Yud- dichs	Circas- sienne	Kurde	Tar- tare	Alba- naise	Bul- gare	Autres ou- inconnues
Müradie	E	1,103	—	—	—	—	—	—	—	2	—	2,924	—	—	—	—
	H	77	—	—	—	—	—	—	—	—	—	2,798	—	—	—	—
Şitak	K	99	—	—	—	—	—	2	—	—	—	1,618	—	—	—	—
	F	23	—	—	—	—	—	—	—	—	—	1,650	—	—	—	—
YEKÛN Total	E	10,685	—	—	—	—	—	54	5	73	3	28,705	—	—	—	—
	H	6,714	—	—	—	—	2	18	2	50	—	29,018	—	—	—	—
Umumi yekûn Total général	K	17,399	—	—	—	—	2	72	7	123	3	57,723	—	—	—	—
	F															



Kadro V

CADRE

NÜFUSUN TABİİYET İTİBARİLE İNKISAMI

RÉPARTITION DE LA POPULATION D'APRÈS
LES PAYS DE NATIONALITÉ

D. — ŞARKİ VE CENUBİ ŞARKİ ANADOLU VİLÂYETLER

VILAYETS DE L'ANATOLIE ORIENTALE ET DE L'ANATOLIE DU SUD - EST

Bayazıt	<i>Bayazıt</i>	Kars	<i>Kars</i>
Bitlis	<i>Bitlis</i>	Malatya	<i>Malatya</i>
Diyarbakır	<i>Diyarbakır</i>	Maraş	<i>Marache</i>
Elâziz	<i>Elaziz</i>	Mardin	<i>Mardin</i>
Erzincan	<i>Erzindjan</i>	Siirt	<i>Siirt</i>
Erzurum	<i>Erzouroum</i>	Şebinkarahisar	<i>Chebinkarahissar</i>
Gaziayıntap	<i>Gaziayıntap</i>	Urfa	<i>Ourfa</i>
Gümüşane	<i>Gumuchané</i>	Van	<i>Van</i>
Hakâri	<i>Hakari</i>		

Nüfusun tabiiyet itibarile inkişami

Répartition de la population d'après les pays de nationalité

VİLAYET : BAYAZIT

KADRO V
CADRE

KAZALAR Cazas	Clas- yet Sexes	Türki- ye	Ef- ganis- tar	Mi- sir	Irak	İran	Su- ri- ye	Sair Afrika Asya mem- leket- leri	Al- ma- nya	Ar- na- vut- luk	İn- git- tere	A- vus- tur- ya	Bel- çika	Bul- garis- tan	Frans- sa	Yu- na- nis- tan	Ma- ca- ris- tan	İtal- ya	Le- his- tan	Ro- man- ya	Rus- ya	Sir- bis- tan	Sair avrupa mem- leket- leri	A- me- ri- ka	Meç- hul	
		Tur- quie	Af- gha- nis- tan	E- gyp- te	Irak	Per- se	Sy- rie	Autres pays d'Afrique et d'Asie	Al- le- ma- gne	Al- ba- nie	An- gle- terre	Au- tri- che	Bel- gi- que	Bul- garie	Frans- ce	Grè- ce	Hon- orie	Ital- lie	Pol- ogne	Rou- manie	Rus- sie	Ser- bie	Autres pays d'Eu- rope	A- me- ri- que	In- con- nu	
Bayazit	E H K F	11,027	—	—	—	—	—	—	—	—	—	—	—	—	—	—	—	—	—	—	—	—	—	—	—	—
	K F	9,460	—	—	—	3	—	—	—	—	—	—	—	—	—	—	—	—	—	—	—	—	—	—	—	—
Sair kazalar Autres cazas	E H K F	46,056	—	—	—	94	—	—	—	—	—	—	—	—	—	—	—	—	—	—	—	—	—	—	—	—
	K F	37,943	—	—	—	3	—	—	—	—	—	—	—	—	—	—	—	—	—	—	—	—	—	—	—	—
YEKÛN Total	E H K F	57,083	—	—	—	94	—	—	—	—	—	—	—	—	—	—	—	—	—	—	—	—	—	—	—	—
	K F	47,403	—	—	—	6	—	—	—	—	—	—	—	—	—	—	—	—	—	—	—	—	—	—	—	—
Umumî yekûn Total général		104,486	—	—	—	100	—	—	—	—	—	—	—	—	—	—	—	—	—	—	—	—	—	—	—	—

VİLAYET : BİTLİS

Bitlis	E H K F	11,386	—	—	—	—	—	—	—	—	—	—	—	—	—	—	—	—	—	—	—	—	—	—	—	—
	K F	8,369	—	—	—	—	—	—	—	—	—	—	—	—	—	—	—	—	—	—	—	—	—	—	—	—
Sair kazalar Autres cazas	E H K F	36,157	—	—	—	—	—	—	—	—	—	—	—	—	—	—	—	—	—	—	—	—	—	—	—	—
	K F	34,493	—	—	—	191	—	—	—	—	—	—	—	—	—	—	—	—	—	—	35	—	—	—	—	—
YEKÛN Total	E H K F	47,543	—	—	—	—	—	—	—	—	—	—	—	—	—	—	—	—	—	—	—	—	—	—	—	—
	K F	42,862	—	—	—	191	—	—	—	—	—	—	—	—	—	—	—	—	—	—	—	35	—	—	—	—
Umumî yekûn Total général		90,405	—	—	—	191	—	—	—	—	—	—	—	—	—	—	—	—	—	—	35	—	—	—	—	—

KADRO V
CADRE

Nüfusun tabiiyet itibarile inkişanı
Répartition de la population d'après les pays de nationalité
VİLÄYET : **DIYARBEKİR**

KAZALAR Cazas	Clas- yet Seres	Türki- ye	Ef- ga- nis- tan	Mi- sır	Irak	İran	Su- ri- ye	Sair Afrika Asya mem- leket- leri	Al- ma- nya	Ar- na- vut- luk	In- gil- tere	A- vus- tur- ya	Bel- çika	Bul- gar- istan	Fran- sa	Yu- na- nis- tan	Ma- ca- ris- tan	İtal- ya	Le- his- tan	Ro- man- ya	Rus- ya	Sır- bis- tan	Sair avrupa mem- leket- leri	A- me- ri- ka	Meç hul		
		Tur- quie	Af- gha- nis- tan	E- gyp- te	Irak	Per- se	Sy- rie	Autres pays d'Afrique et d'Asie	Al- le- ma- gne	Al- ba- nie	An- gle- terre	Au- tri- che	Bel- gi- que	Bul- garie	Fran- ce	Grè- ce	Hon- grie	Ita- lie	Pol- ogne	Rou- ma- nie	Rus- sie	Ser- bie	Autres pays d'Eu- rope	A- mè- ri- que	In- con- nu		
Diyar- bekir	Şehir Ville	E H K F	17,655	—	—	—	—	—	—	—	—	—	—	—	—	—	—	—	—	—	—	—	—	—	—	—	
		K F	13,054	—	—	—	—	—	—	—	—	—	—	—	—	—	—	—	—	—	—	—	—	—	—	—	—
	Köyler Villages	E H K F	32,149	—	—	—	—	—	—	—	—	—	—	—	—	—	—	—	—	—	—	—	—	—	—	—	—
		K F	34,345	—	—	—	—	—	—	—	—	—	—	—	—	—	—	—	—	—	—	—	—	—	—	—	—
Yekün Total	E H K F	49,804	—	—	—	—	—	—	—	—	—	—	—	—	—	—	—	—	—	—	—	—	—	—	—	—	
	K F	47,399	—	—	—	—	—	—	—	—	—	—	—	—	—	—	—	—	—	—	—	—	—	—	—	—	
Sair kazalar Autre sczas	E H K F	46,496	—	—	—	—	—	—	—	—	—	—	—	—	—	—	—	—	—	—	—	—	—	—	—	—	
	K F	48,496	—	—	—	—	—	—	—	—	—	—	—	—	—	—	—	—	—	—	—	—	—	—	—	—	
YEKÜN Total	E H K F	96,300	—	—	—	—	—	—	—	—	—	—	—	—	—	—	—	—	—	—	—	—	—	—	—	—	
	K F	95,895	—	—	—	—	—	—	—	—	—	—	—	—	—	—	—	—	—	—	—	—	—	—	—	—	
Umumî yekün Total général		192,195	—	—	—	—	—	—	—	—	—	—	—	—	—	—	—	—	—	—	—	—	—	—	—	—	

VİLÄYET : **ELÄZİZ**

Elâziz	Şehir Ville	E H K F	11,035	—	—	—	—	—	1	—	—	—	—	—	—	—	—	—	—	—	—	—	—	—	—	—	
		K F	9,015	—	—	—	—	—	—	—	—	—	—	—	—	—	—	—	—	—	—	—	—	—	—	—	—
	Köyler Villages	E H K F	27,839	—	—	—	—	—	—	2	—	—	—	—	—	—	—	—	—	—	—	—	—	—	6	—	—
		K F	31,315	—	—	—	—	—	—	—	—	—	—	—	—	—	—	—	—	—	—	—	—	—	—	—	—
Yekün Total	E H K F	38,874	—	—	—	—	—	—	3	—	—	—	—	—	—	—	—	—	—	—	—	—	—	6	—	—	
	K F	40,330	—	—	—	—	—	—	—	—	—	—	—	—	—	—	—	—	—	—	—	—	—	—	—	—	

KADRO V
CADRE

Nüfusun tabiiyet itibarile inkısamı
Répartition de la population d'après les pays de nationalité
VİLÂYET : ELÂZİZ (Mabat - Suite)

KAZALAR Cazas	Cins- yet Sexes	Türki-ye	Ef- ga- nis- tan	Mi- sir	İrak	İran	Su- ri- ye	Sair Afrika Asya mem- leket- leri	Al- ma- nya	Ar- na- vut- luk	İn- gil- tere	A- vus- tur- ya	Bel- çika	Bul- ga- ris- tan	İran- sa	Yu- na- nis- tan	Ma- ca- ris- tan	İtal- ya	Le- his- tan	Ro- man- ya	Rus- ya	Sır- bis- tan	Sair avrupa mem- leket- leri	A- me- ri- ka	Mec- hul	
		Tur- quie	Af- gha- nis- tan	E- gyp- te	İrak	İr- se	Sy- ric	Autres pays d'Afrique et d'Asie	Al- le- ma- gne	Al- ba- nie	An- gle- terre	Au- tri- che	Bel- gi- que	Bul- ga- rie	İran- ce	Grè- ce	İlon- grie	İtal- ie	Pol- ogne	Rou- ma- nie	Rus- sie	Ser- bie	Autres pays d'Eu- rope	A- mè- ri- que	In- con- nu	
Sair kazalar	E H K F	65,315	—	—	—	—	—	—	—	—	—	—	—	—	—	—	—	—	—	—	—	—	—	—	—	—
Autres cazas	K F	68,188	—	—	—	—	—	—	—	—	—	—	—	—	—	—	—	—	—	—	—	—	—	—	—	—
YEKÜN Total	E H K F	104,189	—	—	—	—	—	—	3	—	—	—	—	—	1	—	—	—	—	—	—	—	—	6	—	—
Umumî yekûn Total général	K F	108,518	—	—	—	—	—	—	—	—	—	—	—	—	—	—	—	—	—	—	—	—	—	—	—	—
		212,707	—	—	—	—	—	—	3	—	—	—	—	—	1	—	—	—	—	—	—	—	—	6	—	—

VİLÂYET : ERZURUM

KAZALAR Cazas	Cins- yet Sexes	Türki-ye	Ef- ga- nis- tan	Mi- sir	İrak	İran	Su- ri- ye	Sair Afrika Asya mem- leket- leri	Al- ma- nya	Ar- na- vut- luk	İn- gil- tere	A- vus- tur- ya	Bel- çika	Bul- ga- ris- tan	İran- sa	Yu- na- nis- tan	Ma- ca- ris- tan	İtal- ya	Le- his- tan	Ro- man- ya	Rus- ya	Sır- bis- tan	Sair avrupa mem- leket- leri	A- me- ri- ka	Mec- hul	
		Tur- quie	Af- gha- nis- tan	E- gyp- te	İrak	İr- se	Sy- ric	Autres pays d'Afrique et d'Asie	Al- le- ma- gne	Al- ba- nie	An- gle- terre	Au- tri- che	Bel- gi- que	Bul- ga- rie	İran- ce	Grè- ce	İlon- grie	İtal- ie	Pol- ogne	Rou- ma- nie	Rus- sie	Ser- bie	Autres pays d'Eu- rope	A- mè- ri- que	In- con- nu	
Erzu- rum	Şehir Ville	E H K F	16,426	—	—	120	—	—	—	—	—	—	—	—	—	—	—	—	—	—	—	—	—	—	—	—
	Köyler Villages	E H K F	14,835	—	—	53	—	—	—	—	—	—	—	—	—	—	—	—	—	—	—	—	—	—	—	—
		E H K F	23,366	—	—	5	—	—	—	—	—	—	—	—	—	—	—	—	—	—	—	—	—	—	—	—
	Yekûn Total	E H K F	23,302	—	—	4	—	—	—	—	—	—	—	—	—	—	—	—	—	—	—	—	—	—	—	—
Sair kazalar Autres cazas	E H K F	39,792	—	—	125	—	—	—	—	—	—	—	—	—	—	—	—	—	—	—	—	—	—	—	—	—
	E H K F	92,276	—	—	43	—	—	—	—	—	—	—	—	—	—	—	—	—	—	—	—	—	—	—	—	—
YEKÜN Total	E H K F	99,965	—	—	8	—	—	—	—	—	—	—	—	—	—	—	—	—	—	—	—	—	—	—	—	—
	E H K F	132,068	—	—	168	—	—	—	—	—	—	—	—	—	—	—	—	—	—	—	—	—	—	—	—	—
Umumî yekûn Total général	E H K F	138,102	—	—	65	—	—	—	—	—	—	—	—	—	—	—	—	—	—	—	—	—	—	—	—	—
		270,170	—	—	233	—	—	—	—	—	—	—	—	—	—	—	—	—	—	—	—	—	—	—	—	—

KADRO
CADRE V

Nüfusun tabiiyet itibarile inkişası
Répartition de la population d'après les pays de nationalité
VİLİYET : ERZİNCAN

KAZALAR Cazas	Cinsiyet Sexes	Türki-	Ef-	Mi-	Irak	İran	Su-	Sair	Al-	Ar-	İn-	A-	Bel-	Bul-	Frans-	Yu-	Ma-	İtal-	Le-	Ro-	Rus-	Sir-	Sair	A-	Meç-
		ye	gan-	sır			riye	Afrika	ma-	na-	gil-	vus-	çika-	gar-	sa	na-	ca-	ya	his-	man-	ya	bi-	avrupa	me-	hul
		Tur-	Af-	E-	Irak	Per-	Sy-	Autres	Al-	Al-	An-	Au-	Bel-	Bul-	Frans-	Grè-	Hon-	Ital-	Pol-	Rou-	Rus-	Ser-	Autres	A-	In-
		quie	gha-	gypte		se	rie	pays	le-	ba-	gle-	tri-	gi-	gar-	ce	ce	grie	lie	ogne	manie	sie	bie	pays	méri-	con-
			nistan					d'Asie	ma-	nie	terre	che	que	rie	ce	ce						d'Eu-	que	nu	
Erzin- can	Şehir Ville	9,606	—	—	—	—	—	—	—	—	—	—	—	—	—	—	—	—	—	—	—	—	—	—	—
	Köyler Villages	6,486	—	—	—	—	—	—	—	—	—	—	—	—	—	—	—	—	—	—	—	—	—	—	—
	Yekün Total	16,955	—	—	—	—	—	—	—	—	—	—	—	—	—	—	—	—	—	—	—	—	—	—	—
Sair kazalar Autres cazas		18,880	—	—	—	—	—	—	—	—	—	—	—	—	—	—	—	—	—	—	—	—	—	—	—
		26,561	—	—	—	—	—	—	—	—	—	—	—	—	—	—	—	—	—	—	—	—	—	—	—
YEKÜN Total		25,366	—	—	—	—	—	—	—	—	—	—	—	—	—	—	—	—	—	—	—	—	—	—	—
		37,750	—	—	—	—	—	—	—	—	—	—	—	—	—	—	—	—	—	—	—	—	—	—	—
Umumi yekün Total général		42,648	—	—	—	—	—	—	—	—	—	—	—	—	—	—	—	—	—	—	—	—	—	—	—
		64,311	—	—	—	—	—	—	—	—	—	—	—	—	—	—	—	—	—	—	—	—	—	—	—
		68,014	—	—	—	—	—	—	—	—	—	—	—	—	—	—	—	—	—	—	—	—	—	—	—

VİLİYET : GAZIAYINTAP

Gazi- ayıntap	Şehir Ville	19,817	—	—	—	1	12	—	—	—	1	—	—	—	1	—	—	—	—	—	—	1	—	1	1
	Köyler Villages	20,149	—	—	—	4	2	1	—	—	1	—	—	—	—	—	—	—	—	—	—	—	—	3	3
	Yekün Total	24,177	—	—	—	—	—	—	—	—	—	—	—	—	—	—	—	—	—	—	—	—	—	—	—
		25,222	—	—	—	—	—	—	—	—	—	—	—	—	—	—	—	—	—	—	—	—	—	—	1
		43,994	—	—	—	1	12	—	—	—	1	—	—	—	1	—	—	—	—	—	—	1	—	1	1
		45,371	—	—	—	4	2	1	—	—	1	—	—	—	—	—	—	—	—	—	—	—	—	3	4

KADRO V
CADRE

Nüfusun tabiiyet itibarıyla tahsisi
Répartition de la population d'après les pays de nationalité
VİLİYET : GAZİAYINTAP (Mabat - Suite)

KAZALAR Cazas	Clas- yet Sexes	Türki-ye	Ef- ga- nis- tan	Mi- sir	İrak	İran	Su- ri- ye	Sair Afrika Asya mem- leket- leri	Al- ma- nya	Ar- na- vut- luk	İn- gil- tere	A- vus- tur- ya	Bel- çika	Bul- gar- istan	Frans- sa	Yu- na- nis- tan	Ma- ca- ris- tan	İtal- ya	Le- his- tan	Ro- man- ya	Rus- ya	Sır- bis- tan	Sair Avrupa mem- leket- leri	A- me- ri- ka	Meç- hul		
		Tur- quie	Af- gha- nis- tan	E- gyp- te	İrak	Per- se	Sy- rie	Autres pays d'Afrique et d'Asie	Al- le- ma- gne	Al- ba- nie	An- gle- terre	Au- tri- che	Bel- gi- que	Bul- garie	France	Grè- ce	Hon- grie	Ita- lie	Pol- ogne	Rou- manie	Rus- sie	Ser- bie	Autres pays d'Eu- rope	A- mè- ri- que	In- con- nu		
Kilis	Şehir Ville	E H K F	11,470	—	—	—	7	—	—	—	—	—	—	—	—	—	—	—	—	—	—	—	—	—	—	—	
		K F	11,190	—	—	—	—	—	—	—	—	—	—	—	—	—	—	—	—	—	—	—	—	—	—	—	1
	Köyler Villages	E H K F	11,611	—	—	—	9	—	—	—	—	—	—	—	—	—	—	—	—	—	—	—	—	—	—	—	—
		K F	12,234	—	—	—	5	—	—	—	—	—	—	—	—	—	—	—	—	—	—	—	—	—	—	—	—
	Yekûn Total	E H K F	23,081	—	—	—	16	—	—	—	—	—	—	—	—	—	—	—	—	—	—	—	—	—	—	—	—
		K F	23,424	—	—	—	5	—	—	—	—	—	—	—	—	—	—	—	—	—	—	—	—	—	—	—	1
Nezip	E H K F	38,778	—	—	—	2	8	1	—	—	3	—	—	—	—	—	—	—	—	—	—	—	—	4	—	2	
	K F	41,028	—	—	5	—	2	—	3	—	—	—	—	—	—	—	—	—	1	—	—	—	—	—	—	—	
YEKÛN Total	E H K F	105,853	—	—	—	1	30	8	1	—	1	3	—	—	1	—	—	—	—	—	—	—	1	4	1	3	
	K F	109,823	—	—	5	4	9	1	3	—	1	—	—	—	—	—	—	—	1	—	—	—	—	—	3	5	
Umumî yekûn Total général		215,676	—	—	5	5	39	9	4	—	2	3	—	—	1	—	—	1	—	—	—	1	4	4	4	8	
VİLİYET : GÜMÜŞANE																											
Gümüşane	E H K F	10,980	—	—	—	—	—	—	—	—	—	—	—	—	—	—	—	—	—	—	—	—	—	—	—	—	
	K F	12,676	—	—	—	—	—	—	—	—	—	—	—	—	—	—	—	—	—	—	—	—	—	—	—	—	
Sair kazalar Autres cazas	E H K F	46,405	—	—	—	—	—	—	—	—	—	—	—	—	1	—	—	—	—	—	—	—	—	—	—	—	
	K F	52,163	—	—	—	1	—	—	—	—	—	—	—	—	—	—	—	—	—	—	—	—	—	—	—	2	

KADRO V
CADRE

Nüfusun tabliyet itibarile inkısamı
Répartition de la population d'après les pays de nationalité
VİLÂYET : GÜMÜŞANE (Mabat - Suite)

KAZALAR Cazas	Clas- yet Seres	Türki-	Efga-	Mı-	Irak	Iran	Su-	Sair	Al-	Ar-	In-	A-	Bel-	Bul-	Fran-	Yu-	Ma-	İtal-	Le-	Ro-	Rus-	Sir-	Sair	A-	Meç-
		ye	nistan	sir			riye	Afrika ve Asya mem- leket- leri	ma- nya	na- vut- luk	gil- tere	vus- tur- ya	çika	gar- ris- tan	sa	na- nis- tan	ca- ris- tan	ya	nis- tan	man- ya	ya	bis- tan	avrupa mem- leket- leri	me- ri- ka	hul
		Tur- quie	Af- gha- nis- tan	E- gyp- te	Irak	Per- se	Sy- rie	Autres pays d'Afrique et d'Asie	Al- le- ma- gne	Al- ba- nie	An- gle- terre	Au- tri- che	Bel- gi- que	Bul- garie	Fran- ce	Grè- ce	Hon- grie	Ita- lie	Pol- ogne	Rou- ma- nie	Rus- sie	Ser- bie	Autres pays d'Eu- rope	A- mé- ri- que	In- con- nu
YEKÜN	E	57,385	—	—	—	—	—	—	—	—	—	—	—	—	1	—	—	—	—	—	1	—	—	—	—
Total	H K F	64,839	—	—	—	1	—	—	—	—	—	—	—	—	—	—	—	—	—	—	2	—	—	—	2
Umumî yekün		122,224	—	—	—	1	—	—	—	—	—	—	—	—	1	—	—	—	—	—	3	—	—	—	2
Total général																									

VİLÂYET : HAKÂRİ

Hakâri	E	3,856	—	—	—	—	—	—	—	—	—	—	—	—	—	—	—	—	—	—	—	—	—	—	—
	H K F	3,417	—	—	—	—	—	—	—	—	—	—	—	—	—	—	—	—	—	—	—	—	—	—	—
Sair kazalar	E	6,182	—	—	—	—	—	—	—	—	—	—	—	—	—	—	—	—	—	—	—	—	—	—	—
Autres cazas	H K F	5,666	—	—	—	—	—	—	—	—	—	—	—	—	—	—	—	—	—	—	—	—	—	—	—
YEKÜN	E	10,038	—	—	—	—	—	—	—	—	—	—	—	—	—	—	—	—	—	—	—	—	—	—	—
Total	H K F	9,083	—	—	—	—	—	—	—	—	—	—	—	—	—	—	—	—	—	—	—	—	—	—	—
Umumî yekün		19,121	—	—	—	—	—	—	—	—	—	—	—	—	—	—	—	—	—	—	—	—	—	—	—
Total général																									

KADRO V
CADRE

Nüfusun tabiiyet itibarile inkisamı
Répartition de la population d'après les pays de nationalité
VİLÂYET : KARS

KAZALAR Cazas	Cinsiyet Sexes	Türkiye	Efganistan	Mısır	Irak	İran	Suriye	Sair Afrika memleketleri	Almanya	Arnavutluk	İngiltere	Austurya	Belçika	Bulgaristan	Fransa	Yunanistan	Macaristan	İtalya	Lehistan	Romanya	Rusya	Sırbistan	Sair avrupa memleketleri	Amerika	Meçhul	
		Turquie	Afghanistan	Egypte	Irak	Perse	Syrie	Autres pays d'Afrique et d'Asie	Allemagne	Albanie	Angleterre	Autriche	Belgique	Bulgarie	France	Grèce	Hongrie	Italie	Pologne	Roumanie	Russie	Serbie	Autres pays d'Europe	Amerique	Inconnu	
Kars	Şehir Ville	9,030	—	—	—	98	—	—	—	—	—	—	—	—	—	—	—	—	—	—	5	—	—	—	—	
	Köyler Villages	4,702	—	—	—	42	—	—	—	—	—	—	—	—	—	—	—	—	—	—	24	—	—	—	—	
	Yekün Total	E H K F	12,482	—	—	—	11	—	—	—	1	—	—	—	1	—	—	—	—	—	—	—	—	—	—	—
		E H K F	11,610	—	—	—	—	—	—	—	—	—	—	—	—	—	—	—	—	—	—	—	—	—	—	—
Sair kazalar Autres cazas	E H K F	21,512	—	—	—	109	—	—	—	1	—	—	—	1	—	—	—	—	—	—	5	—	—	—	—	
	E H K F	16,312	—	—	—	42	—	—	—	—	—	—	—	—	—	—	—	—	—	—	24	—	—	—	—	
YEKÜN Total	E H K F	87,169	—	—	—	1	—	—	—	—	—	—	—	1	—	—	—	—	—	—	4	—	—	—	—	
	E H K F	79,664	—	—	—	—	—	—	—	—	—	—	—	—	—	—	—	—	—	—	—	1	—	—	—	
Umumi yekün Total général	E H K F	108,681	—	—	—	110	—	—	—	1	—	—	—	2	—	—	—	—	—	—	9	—	—	—	—	
	E H K F	95,976	—	—	—	42	—	—	—	—	—	—	—	—	—	—	—	—	—	—	24	1	—	—	—	
VİLÂYET : MALATYA																										
Malatya	Şehir Ville	10,118	—	—	—	—	—	—	3	—	—	1	—	15	—	—	3	1	—	—	—	2	5	—	1	
	Köyler Villages	10,588	—	—	—	—	—	—	—	—	—	—	—	—	—	—	—	—	—	—	—	—	—	—	—	
	Yekün Total	E H K F	26,780	—	—	—	—	—	—	1	—	—	1	—	—	—	—	—	—	—	—	—	—	1	—	—
		E H K F	28,819	—	—	—	—	—	—	—	—	—	—	—	—	—	—	—	—	—	—	—	—	—	—	—
VİLÂYET : MALATYA																										
Umumi yekün Total général	E H K F	36,898	—	—	—	—	—	—	4	—	—	2	—	15	—	—	3	1	—	—	—	2	6	—	1	
	E H K F	39,407	—	—	—	—	—	—	—	—	—	—	—	—	—	—	—	—	—	—	—	—	—	—	—	

Nüfusun tabiiyet itibarile inkişası
Répartition de la population d'après les pays de nationalité
VİLÂYET : MALATYA (Mabat - Suite)

KADRO V
CADRE

KAZALAR Cazas	Cinsiyet Sexes	Türkiye	Efganistan	Mısır	Irak	İran	Suriye	Sair Afrika Asya memleketleri	Almanya	Arnavutluk	İngiltere	Avusturya	Belçika	Bulgaristan	Fransa	Yunanistan	Macaristan	İtalya	Lehistan	Romanya	Rusya	Sırbistan	Sair Avrupa memleketleri	Amerika	Meçhul
		Turquie	Afghanistan	Egypte	Irak	Persie	Syrie	Autres pays d'Afrique et d'Asie	Allemagne	Albanie	Angleterre	Autriche	Belgique	Bulgarie	France	Grèce	Hongrie	Italie	Pologne	Roumanie	Russie	Serbie	Autres pays d'Europe	Amerique	Inconnu
Sair kazalar	E	107,691	—	—	—	—	—	—	—	—	—	—	—	—	—	—	—	—	—	—	—	—	—	—	4
Autres cazas	H	122,848	—	—	—	—	—	—	—	—	—	—	—	—	—	—	—	—	—	—	—	—	—	—	—
YEKÜN Total	K	144,589	—	—	—	—	—	—	4	—	—	2	—	—	15	—	3	1	—	—	—	2	6	—	5
	F	162,255	—	—	—	—	—	—	—	—	—	—	—	—	—	—	—	—	—	—	—	—	—	—	—
Umumî yekün Total général		306,844	—	—	—	—	—	—	4	—	—	2	—	—	15	—	3	1	—	—	—	2	6	—	5

VİLÂYET : MARAŞ

Maraş	Sehir Ville	E	13,321	—	—	—	2	—	—	10	—	—	—	—	1	—	8	2	1	3	—	—	—	—	2	1
		H	12,630	—	—	—	—	—	—	—	—	—	—	—	—	—	—	—	—	—	—	—	—	—	1	—
Maraş	Köyler Villages	E	22,795	—	—	—	1	—	—	—	—	—	—	—	—	—	—	—	—	—	—	—	—	—	—	—
		H	22,399	—	—	—	5	—	—	—	—	—	—	—	—	—	—	—	—	—	—	—	—	—	—	—
Maraş	Yekün Total	E	36,116	—	—	—	3	—	—	10	—	—	—	—	1	—	8	2	1	3	—	—	—	—	2	1
		H	35,029	—	—	—	5	—	—	—	—	—	—	—	—	—	—	—	—	—	—	—	—	—	1	—
Sair kazalar Autres cazas	E	H	57,284	—	—	—	—	—	—	—	—	1	—	10	—	—	—	—	—	—	—	—	—	—	—	1
		K	58,377	—	—	—	—	—	—	—	—	—	—	—	—	—	—	—	—	—	—	—	—	—	—	—
YEKÜN Total	E	H	93,400	—	—	—	3	—	—	10	—	1	—	10	1	—	8	2	1	3	—	—	—	—	2	2
		K	93,406	—	—	—	5	—	—	—	—	—	—	—	—	—	—	—	—	—	—	—	—	—	1	—
Umumî yekün Total général		186,806	—	—	—	8	—	—	10	—	1	—	10	1	—	8	2	1	3	—	—	—	—	1	2	2

KAZALAR Cazas	Cinsiyet	Türkiye	Efganistan	Mısır	Irak	İran	Suriye	Sair Afrika Asya memleketleri	Almanya	Arnavutluk	İngiltere	Avusturya	Belçika	Bulgaristan	Fransa	Yunanistan	Macaristan	İtalya	Lehistan	Romanya	Rusya	Siristan	Sair avrupa memleketleri	Amerika	Mecul	
	Sexes	Turquie	Afganistan	Egypte	Irak	Persie	Syrie	Autres pays d'Afrique et d'Asie	Allemagne	Albanie	Angleterre	Autriche	Belgique	Bulgarie	France	Grèce	Hongrie	Italie	Pologne	Roumanie	Russie	Serbie	Autres pays d'Europe	Amerique	Inconnu	
Mardin	Şehir Ville	E	12,705	—	—	—	—	—	—	—	—	—	—	—	—	—	—	—	—	—	—	—	—	—	—	
		K	10,547	—	—	—	—	—	—	—	—	—	—	—	—	—	—	—	—	—	—	—	—	—	—	—
	Köyler Villages	E	11,490	—	—	—	—	—	—	—	—	—	—	—	1	—	—	—	—	—	—	—	—	—	—	1
		K	12,742	—	—	—	1	—	—	—	—	—	—	—	—	—	—	—	—	—	—	—	—	—	—	—
Yekûn Total	E	24,195	—	—	—	—	—	—	—	—	—	—	—	1	—	—	—	—	—	—	—	—	—	—	1	
	K	23,289	—	—	—	1	—	—	—	—	—	—	—	—	—	—	—	—	—	—	—	—	—	—	—	
Sair kazalar Autres cazas	E	64,937	—	—	3	—	—	—	—	—	—	—	—	—	10	3	—	—	—	—	—	—	2	—	6	
	K	68,008	—	—	—	—	—	—	—	—	—	—	—	—	—	—	—	—	—	—	—	—	—	—	—	
YEKÛN Total	E	89,132	—	—	3	—	—	—	—	—	—	—	—	11	3	—	—	—	—	—	—	—	2	—	7	
	K	91,297	—	—	—	1	—	—	—	—	—	—	—	—	—	—	—	—	—	—	—	—	—	—	—	
Umumî yekûn Total général	E	180,429	—	—	3	—	1	—	—	—	—	—	—	11	3	—	—	—	—	—	—	—	2	—	7	

VİLÂYET : SİİRT

Maraş	Şehir Ville	E	9,099	—	—	—	—	—	—	—	—	—	—	—	—	—	—	—	—	—	—	—	—	—	—	
		K	6,000	—	—	—	—	—	—	—	—	—	—	—	—	—	—	—	—	—	—	—	—	—	—	—
	Köyler Villages	E	4,800	—	—	—	—	—	—	—	—	—	—	—	—	—	—	—	—	—	—	—	—	—	—	—
		K	5,160	—	—	—	—	—	—	—	—	—	—	—	—	—	—	—	—	—	—	—	—	—	—	—
Yekûn Total	E	13,899	—	—	—	—	—	—	—	—	—	—	—	—	—	—	—	—	—	—	—	—	—	—	—	
	K	11,160	—	—	—	—	—	—	—	—	—	—	—	—	—	—	—	—	—	—	—	—	—	—	—	

KADRO V
CADRE

Nüfusun tabiiyet itibarile inkısamı
Répartition de la population d'après les pays de nationalité
VİLÂYET : SİRT (Mabat - Suite)

KAZALAR Cazas	Cinsiyet Sexes	Türkiye	Efganistan	Mısır	Irak	İran	Suriye	Sair Afrika memleketleri	Almanya	Arnavutluk	İngiltere	Avusturya	Belçika	Bulgaristan	Fransa	Yunanistan	Macaristan	İtalya	Lehistan	Romanya	Rusya	Sırbistan	Sair Avrupa memleketleri	Amerika	Meçhul	
		Turquie	Afghanistan	Egypte	Irak	Persie	Syrie	Autres pays d'Afrique et d'Asie	Allemagne	Albanie	Angleterre	Autriche	Belgique	Bulgarie	France	Grèce	Hongrie	Italie	Pologne	Roumanie	Russie	Serbie	Autres pays d'Europe	Amerique	Inconnue	
Sair kazalar	E	36,581	—	—	—	—	—	—	—	—	—	—	—	—	—	—	—	—	—	—	—	—	—	—	—	
Autres cazas	H	40,920	—	—	—	—	—	—	—	—	—	—	—	—	—	—	—	—	—	—	—	—	—	—	—	
YEKÛN Total	K	50,480	—	—	—	—	—	—	—	—	—	—	—	—	—	—	—	—	—	—	—	—	—	—	—	
	F	52,080	—	—	—	—	—	—	—	—	—	—	—	—	—	—	—	—	—	—	—	—	—	—	—	
Umumî yekun Total général		102,560	—	—	—	—	—	—	—	—	—	—	—	—	—	—	—	—	—	—	—	—	—	—	—	
VİLÂYET : ŞEBİNKARAHİSAR																										
Şebinkarahisar	E	8,515	—	—	—	—	—	—	—	—	—	—	—	—	—	—	—	1	—	—	—	—	—	—	—	
	H	10,036	—	—	—	—	—	—	—	—	—	—	—	—	—	—	—	1	—	—	—	—	—	—	—	
Sair kazalar Autres cazas	K	41,202	—	—	—	—	—	—	—	—	—	—	—	—	—	—	—	—	—	—	—	—	—	—	—	
	F	48,980	—	—	—	—	—	—	—	—	—	—	—	—	—	—	—	—	—	—	—	—	—	—	—	
YEKÛN Total	K	49,717	—	—	—	—	—	—	—	—	—	—	—	—	—	—	—	1	—	—	—	—	—	—	—	
	F	59,016	—	—	—	—	—	—	—	—	—	—	—	—	—	—	—	1	—	—	—	—	—	—	—	
Umumî yekun Total général		108,733	—	—	—	—	—	—	—	—	—	—	—	—	—	—	—	2	—	—	—	—	—	—	—	

KADRO V
CADRE


Nüfusun tabiiyet itibarile inkisamı
Répartition de la population d'après les pays de nationalité
VİLAYET : URFA

KAZALAR Cazas	Cinsiyet Sexes	Türki-ye	Ef-ghanis-tan	Mi-sir	İrak	İran	Su-ri-ye	Sair Afrika Asya memleketleri	Al-ma-nya	Ar-na-vut-luk	İn-gil-tere	A-vus-tur-ya	Bel-çika	Bul-gar-is-tan	Frans-a	Yu-na-nis-tan	Ma-ca-ris-tan	İtal-ya	Le-his-tan	Ro-man-ya	Rus-ya	Sir-bis-tan	Sair avrupa memleketleri	A-me-ri-ka	Meç-hul	
		Tur-que	Af-gha-nis-tan	E-gyp-te	İrak	Per-se	Sy-rie	Autres pays d'Afrique et d'Asie	Al-le-ma-gne	Af-ba-nie	An-gle-terre	Au-tri-che	Bel-gi-que	Bul-garie	France	Grè-ce	Hon-grie	Ita-lie	Pol-o-gne	Rou-ma-nie	Rus-sie	Ser-bie	Autres pays d'Europe	A-mé-ri-que	In-con-nu	
Urfa	Şehir Ville	E	14,921	—	—	16	—	—	2	—	—	—	—	—	—	—	—	—	—	—	—	—	—	—	2	
		H	14,154	—	—	3	—	—	—	—	—	—	—	—	—	—	—	—	—	—	—	—	—	—	—	—
	Köyler Villages	E	14,412	—	—	—	—	—	—	—	—	—	—	—	—	—	—	1	—	—	—	—	—	—	—	—
		H	14,866	—	—	—	—	—	—	—	—	—	—	—	—	—	—	—	—	—	—	—	—	—	—	1
	Yekün Total	E	29,333	—	—	16	—	—	—	2	—	—	—	—	—	—	—	1	—	—	—	—	—	—	—	2
		H	29,020	—	—	3	—	—	—	—	—	—	—	—	—	—	—	—	—	—	—	—	—	—	—	1
Sive- rek	Şehir Ville	E	7,100	—	—	—	—	—	—	—	—	—	—	—	—	—	—	—	—	—	—	—	—	—	—	—
		H	7,862	—	—	—	—	—	—	—	—	—	—	—	—	—	—	—	—	—	—	—	—	—	—	—
	Köyler Villages	E	12,877	—	—	—	—	—	—	—	—	—	—	—	—	—	—	—	—	—	—	—	—	—	—	—
		H	13,949	—	—	—	—	—	—	—	—	—	—	—	—	—	—	—	—	—	—	—	—	—	—	2
	Yekün Total	E	19,977	—	—	—	—	—	—	—	—	—	—	—	—	—	—	—	—	—	—	—	—	—	—	—
		H	21,811	—	—	—	—	—	—	—	—	—	—	—	—	—	—	—	—	—	—	—	—	—	—	2
Sair kazalar Autres cazas	E	48,391	—	—	—	—	—	—	—	—	—	—	—	—	—	—	—	—	—	—	—	—	—	—	3	
	H	48,305	—	—	—	—	1	—	—	—	—	—	—	—	—	—	—	—	—	—	—	—	—	—	—	
YEKÜN Total	E	97,701	—	—	16	—	—	—	2	—	—	—	—	—	—	—	1	—	—	—	—	—	—	—	5	
	H	99,186	—	—	3	1	—	—	—	—	—	—	—	—	—	—	—	—	—	—	—	—	—	—	3	
Umumi yekün Total général		196,837	—	—	19	1	—	—	2	—	—	—	—	—	—	—	1	—	—	—	—	—	—	—	8	

KADRO V
CADRE

Nüfusun tabiiyet itibarile inkisamı
Répartition de la population d'après les pays de nationalité
VİLÄYET : VAN

KAZALAR Cazas	Class- yet Sexes	Türki-ye	Ef- ga- nis- tan	Mı- sır	İrak	İran	Su- riye	Sair Afrika Asya mem- leket- leri	Al- ma- nya	Ar- na- vut- luk	İn- gil- tere	A- vus- tur- ya	Bel- cika	Bul- gar- istan	Fran- sa	Yu- na- nis- tan	Ma- ca- ris- tan	İtal- ya	Le- his- tan	Ro- man- ya	Rus- ya	Sır- bis- tan	Sair avrupa mem- leket- leri	A- me- rika	Meç- hul	
		Tur- quite	Af- gha- nis- tan	E- gyp- te	İrak	Per- se	Sy- rie	Autres pays d'Afrique et d'Asie	Al- le- ma- gne	Al- ba- nie	An- gle- terre	Au- tri- che	Bel- gi- que	Bul- garie	Fran- ce	Grè- ce	Hon- grie	İtalie	Pol- ogne	Rou- ma- nie	Rus- sie	Ser- bie	Autres pays d'Eu- rope	A- mè- ri- que	In- con- nu	
Van	E H K F	11,790	—	—	—	29	—	—	—	—	—	—	—	—	—	—	—	—	—	—	—	—	—	—	—	—
	K F	10,694	—	—	—	—	—	—	—	—	—	—	—	—	—	—	—	—	—	—	—	—	—	—	—	—
Sair kazalar Autres cazas	E H K F	27,706	—	—	—	—	—	—	—	—	—	—	—	—	—	—	—	—	—	—	—	—	—	—	—	—
	K F	25,110	—	—	—	—	—	—	—	—	—	—	—	—	—	—	—	—	—	—	—	—	—	—	—	—
YEKÛN Total	E H K F	39,496	—	—	—	29	—	—	—	—	—	—	—	—	—	—	—	—	—	—	—	—	—	—	—	—
	K F	35,804	—	—	—	—	—	—	—	—	—	—	—	—	—	—	—	—	—	—	—	—	—	—	—	—
Umumi yekûn Total général		75,300	—	—	—	29	—	—	—	—	—	—	—	—	—	—	—	—	—	—	—	—	—	—	—	—



Kadro VI
CADRE

NÜFUSUN MAHALİ TEVELLÜT İTİBARİLE İNKISAMI

*RÉPARTITION DE LA POPULATION D'APRÈS
LES PAYS DE NAISSANCE*

D. — ŞARKİ VE CENUBİ ŞARKİ ANADOLU VİLÂYETLERİ

VİLÂYETS DE L'ANATOLIE ORIENTALE ET DE L'ANATOLIE DU SUD-EŞT

Bayazıt	<i>Bayazıt</i>	Kars	<i>Kars</i>
Bitlis	<i>Bitlis</i>	Malatya	<i>Malatya</i>
Diyarbakır	<i>Diyarbakır</i>	Maraş	<i>Marache</i>
Elâziz	<i>Elaziz</i>	Mardin	<i>Mardine</i>
Erzincan	<i>Erzindjan</i>	Siirt	<i>Siirt</i>
Erzurum	<i>Erzouroum</i>	Şebinkarahisar	<i>Chebinkarahissar</i>
Gaziyıntap	<i>Gaziyıntap</i>	Urfa	<i>Ourfa</i>
Gümüşane	<i>Gumuchané</i>	Van	<i>Van</i>
Hakâri	<i>Hakari</i>		

KADRO VI
CADRE

Nüfusun mahalli tevelliât itibarile inkişası
Répartition de la population d'après les pays de naissance
VİLAYET : BAYAZIT

KAZALAR Cazas	Clas- yet Sexes	Türki-ye	Ef- ga- nis- tan	Mi- sir	Irak	İran	Su- ri- ye	Sair Afrika Asya mem- leket- leri	Al- ma- nya	Ar- na- vut- luk	İn- gil- tere	A- vus- tur- ya	Bel- çika	Bul- ga- ris- tan	Frans- sa	Yu- na- nis- tan	Ma- ca- ris- tan	İtal- ya	Le- his- tan	Ro- man- ya	Rus- ya	Sır- bis- tan	Sair avrupa mem- leket- leri	A- me- ri- ka	Meç- hul	
		Tur- quie	Af- gha- nis- tan	E- gyp- te	Irak	Per- se	Sy- rie	Autres pays d'Afrique et d'Asie	Al- te- ma- gne	Al- ba- nie	An- gle- terre	Au- tri- che	Bel- gi- que	Bul- ga- rie	Frans- ce	Grè- ce	Hon- grie	İtal- ie	Pol- ogne	Rou- ma- nie	Rus- sie	Ser- bie	Autres pays d'Eu- rope	A- mé- ri- que	In- con- nu	
Bayazıt	E H K F	10,841	—	—	—	95	—	—	—	—	—	—	—	3	—	4	—	—	—	1	82	—	—	—	—	1
	K F	9,305	—	—	—	40	—	—	—	—	—	—	—	—	—	1	—	—	—	—	117	—	—	—	—	—
Diyadin	E H K F	6,098	—	—	—	35	—	—	—	—	—	—	—	—	—	—	—	—	—	—	34	—	—	—	—	6
	K F	5,635	—	—	—	20	—	—	—	—	—	—	—	—	—	—	—	—	—	—	7	—	—	—	—	16
Eleşkirt	E H K F	4,539	—	—	—	35	—	—	—	—	—	—	—	—	—	—	—	—	—	—	42	—	—	—	—	5
	K F	4,136	—	—	—	55	—	—	—	—	—	—	—	—	—	—	—	—	—	—	109	—	—	—	—	8
İğdir	E H K F	12,372	—	—	4	163	—	—	—	—	—	—	—	2	—	1	—	—	—	—	841	—	—	—	—	1
	K F	11,348	—	—	—	107	—	—	1	—	—	—	—	—	—	—	—	—	—	—	369	—	—	—	—	—
Karaköse	E H K F	13,106	—	—	—	39	—	—	—	—	—	—	—	2	2	—	—	—	—	1	232	—	—	—	—	—
	K F	7,930	—	—	—	7	—	—	—	—	—	—	—	—	—	—	—	—	—	—	9	—	—	—	—	—
Tuzluca (Kulp)	E H K F	5,324	—	—	—	2	—	—	—	—	—	—	—	—	—	—	—	—	—	—	22	—	—	—	—	1
	K F	5,173	—	—	—	—	—	—	—	—	—	—	—	—	—	—	—	—	—	—	5	—	—	—	—	—
Tutak	E H K F	3,165	—	—	—	27	—	—	—	—	—	—	—	—	—	—	—	—	—	—	46	—	—	—	—	3
	K F	2,822	—	—	—	58	—	—	—	—	—	—	—	—	—	—	—	—	—	—	112	—	—	—	—	19
YEKÜN Total	E H K F	55,445	—	—	4	396	—	—	—	—	—	—	—	7	2	5	—	—	—	2	1,299	—	—	—	—	17
	K F	46,349	—	—	—	287	—	—	1	—	—	—	—	—	—	1	—	—	—	—	728	—	—	—	—	43
Umumî yekün Total général		101,794	—	—	4	683	—	—	1	—	—	—	—	7	2	6	—	—	—	2	2,027	—	—	—	—	60

Nüfusun mahallî tevellüt itibarile inkisamı
Répartition de la population d'après les pays de naissance
VİLAYET : BITLİS

KADRO VI
CADRE

KAZALAR Cazas	Cinsiyet Sexes	Türkiye	Efganistan	Mısır	İrak	İran	Surine	Sair Afrika Asya memleketleri	Almanya	Arnavutluk	İngiltere	Avusturya	Belçika	Bulgaristan	Fransa	Yunanistan	Macaristan	İtalya	Lehistan	Romanya	Rusya	Sırbistan	Sair Avrupa memleketleri	Amerika	Meçhul
		Turquie	Afghanistan	Egypte	Irak	Perse	Syrie	Autres pays d'Afrique et d'Asie	Allemagne	Albanie	Angleterre	Autriche	Belgique	Bulgarie	France	Grèce	Hongrie	Italie	Pologne	Roumanie	Russie	Serbie	Autres pays d'Europe	Amerique	Inconnu
Bitlis	E	11,336	—	—	3	9	—	—	—	—	—	—	—	1	—	—	—	—	—	—	5	—	—	—	32
	K	8,362	—	—	—	4	—	—	—	—	—	—	—	—	1	—	—	—	—	—	—	—	—	—	2
Ahlat	E	4,007	—	—	—	241	—	—	—	—	—	—	—	—	—	—	—	—	—	—	40	1	—	—	1
	K	3,669	—	—	—	—	—	—	—	—	—	—	—	—	—	—	—	—	—	—	—	—	—	—	—
Bulanık	E	2,456	—	—	—	—	5	—	—	—	—	—	—	—	—	—	—	—	—	—	204	—	—	—	—
	K	2,441	—	—	—	63	—	—	—	—	—	—	—	—	—	—	—	—	—	—	127	—	—	—	1
Hizan	E	4,183	—	—	—	2	—	—	—	—	—	—	—	—	—	—	—	—	—	—	1	—	—	—	—
	K	4,208	—	—	—	—	—	—	—	—	—	—	—	—	—	—	—	—	—	—	14	—	—	—	—
Meleskirt	E	3,748	—	—	—	1	—	2	—	—	—	—	—	—	—	2	—	—	—	—	11	—	—	—	1
	K	3,185	—	—	—	—	—	—	—	—	—	—	—	—	—	—	—	—	—	—	16	—	—	—	—
Muş	E	10,856	—	—	—	—	—	—	—	—	—	—	—	—	—	1	—	—	—	—	242	—	—	—	1
	K	10,160	—	—	2	—	—	—	—	—	—	—	—	—	—	—	—	—	—	—	237	—	—	—	—
Mutki	E	5,361	—	—	—	—	—	—	—	—	—	—	—	—	—	—	—	—	—	—	—	—	—	—	—
	K	5,564	—	—	—	—	—	—	—	—	—	—	—	—	—	—	—	—	—	—	—	—	—	—	—
Vartu	E	4,772	—	—	—	—	—	—	—	—	—	—	—	1	—	—	—	—	—	—	16	—	—	—	1
	K	5,007	—	—	—	—	—	—	—	—	—	—	—	—	—	—	—	—	—	—	25	—	—	—	—
YEKÛN Total	E	46,719	—	—	3	253	5	2	—	—	—	—	—	2	—	3	—	—	—	—	519	1	—	—	36
	K	42,596	—	—	2	67	—	—	—	—	—	—	—	—	1	—	—	—	—	—	419	—	—	—	3
Umümi yekûn Total général		89,315	—	—	5	320	5	2	—	—	—	—	—	2	1	3	—	—	—	—	938	1	—	—	39

KADRO VI
CADRE

Nüfusun mahali tevellüt itibarile inkişası
Répartition de la population d'après les pays de naissance
VİLAYET DİYARBEKİR

KAZALAR Cazas	Clas- yet Sexes	Türki-ye	Ef- ga- nis- tan	Mı- sır	Irak	İran	Su- ri- ye	Sair Afrika Asya mem- leket- leri	Al- ma- nya	Ar- na- vut- luk	İn- gil- tere	A- vus- tur- ya	Bel- çika	Bul- gar- tan	Fran- sa	Yu- na- nis- tan	Ma- ca- ris- tan	İtal- ya	Le- his- tan	Ro- man- ya	Rus- ya	Sır- bis- tan	Sair avrupa mem- leket- leri	A- me- ri- ka	Mec- hul		
		Tur- quie	Af- gha- nis- tan	E- gyp- te	Irak	Per- se	Sy- rie	Autres pays d'Afrique et d'Asie	Al- le- ma- gne	Al- ba- nie	An- gle- terre	Au- tri- che	Bel- gi- que	Bul- garie	Fran- ce	Grè- ce	Hon- grie	Italie	Pol- ogne	Rou- manie	Rus- sie	Ser- bie	Autres pays d'Eu- rope	A- mè- ri- que	In- con- nu		
Diyar- bekir	EH KH F	17,583	—	1	3	4	—	—	—	—	3	—	—	14	—	—	—	—	—	5	16	15	—	—	11		
		12,996	—	1	3	1	—	2	—	2	—	—	—	—	6	—	1	—	1	1	9	11	3	1	—	16	
	EH KH F	32,099	—	7	15	—	—	—	—	—	—	—	—	—	—	1	1	—	—	—	—	1	—	—	—	25	
		34,267	—	—	1	1	—	—	—	—	—	1	—	—	—	—	—	—	—	—	—	—	1	—	—	—	74
	EH KH F	49,682	—	8	18	4	—	—	—	—	—	3	—	—	14	1	1	—	—	—	5	17	15	—	—	—	36
47,263		—	1	4	2	—	2	—	2	1	—	—	—	6	—	1	—	1	1	9	12	3	1	—	—	90	
Çermik	EH KH F	7,924	—	—	—	—	—	—	—	—	—	—	—	—	—	—	—	—	—	—	—	—	—	—	—	16	
		9,183	—	—	—	—	—	—	—	—	—	—	—	—	—	—	—	—	—	—	—	—	—	—	—	—	5
Erganimadeni	EH KH F	8,958	—	—	—	—	—	—	—	—	—	—	—	—	—	—	—	—	—	—	—	1	—	—	—	5	
		9,771	—	—	—	—	—	—	—	—	—	—	—	—	—	—	—	—	—	—	—	—	—	—	—	—	5
Kalp	EH KH F	5,283	—	—	—	—	—	—	—	—	—	—	—	—	—	—	—	—	—	—	—	—	—	—	—	—	3
		5,946	—	—	—	—	—	—	—	—	—	—	—	—	—	—	—	—	—	—	—	—	—	—	—	—	—
Lice	EH KH F	11,360	—	—	2	—	—	—	—	—	—	—	—	—	1	—	1	—	—	—	1	2	—	—	—	—	
		10,185	—	—	—	—	—	—	—	—	—	—	—	—	—	—	—	—	—	—	—	—	—	—	—	—	6
Silvan	EH KH F	12,933	—	—	—	1	—	—	—	—	—	—	—	—	—	—	—	—	—	—	—	1	—	—	—	—	4
		13,392	—	—	—	—	—	—	—	—	—	—	—	—	—	—	—	—	—	—	—	3	—	—	—	—	—
YEKÛN Total	EH KH F	96,140	—	8	20	5	—	—	—	—	3	—	—	15	1	2	—	—	—	6	21	15	—	—	—	64	
		95,740	—	1	4	2	—	2	—	2	1	—	—	—	6	—	1	—	1	1	9	15	3	1	—	106	
Umumî yekûn Total général		191,880	—	9	24	7	—	2	—	2	4	—	—	21	1	3	—	1	1	15	36	18	1	—	—	170	

KADRO VI
CADRE

Nüfusun mahallî tevellüt itibarile inkısamı
Répartition de la population d'après les pays de naissance
VİLÂYET : ELÂZİZ

KAZALAR Cazas	Clas- yet Sexes	Türki-	Efga-	Mı-	Irak	İran	Su-	Sair	Al-	Ar-	İn-	A-	Bel-	Bul-	Fran-	Yu-	Ma-	İtal-	Le-	Ro-	Rus-	Sir-	Sair	A-	Meç-	
		ye	nis-	sır			ri-	Afrika	ma-	na-	gil-	vus-	çika-	ga-	sa	na-	ca-	ya	his-	man-	ya	bi-	avrupa	me-	me-	
		Tur-	Af-	E-	Irak	Per-	Sy-	Antes	Al-	Al-	An-	Au-	Bel-	Bul-	Fran-	Grè-	Hon-	İtal-	Pol-	Rou-	Rus-	Ser-	Autres	A-	In-	
		quie	gha-	gypte		se	rie	pays	le-	ba-	gle-	tri-	gi-	ga-	ce	ce	gnie	lie	ogne	man-	sie	bie	pays	méri-	con-	
			nis-					d'Asie	ma-	nie	terre	che	que	rie						nie	sie		d'Eu-	rique	nu	
Elâziz	Şehir Ville	E	10,990	—	—	1	—	—	1	—	—	—	—	1	1	12	—	—	—	—	13	11	—	—	7	
		H	8,993	—	—	—	—	—	—	—	—	—	—	—	—	—	2	5	—	—	—	3	9	—	1	2
	Köyler Villages	E	27,763	—	—	—	1	—	—	3	—	—	—	—	—	—	26	—	—	—	—	22	15	5	—	12
		H	31,258	—	—	—	—	—	—	—	—	—	—	—	—	—	12	—	—	—	—	41	2	—	—	2
Yekûn Total	E	38,753	—	—	—	2	—	—	4	—	—	—	—	1	1	38	—	—	—	—	35	26	5	1	19	
	H	40,251	—	—	—	—	—	—	—	—	—	—	—	—	—	14	5	—	—	—	44	11	—	—	4	
Baskel	E	5,949	—	—	—	—	—	—	—	—	—	—	—	—	—	—	—	—	—	—	—	—	—	—	—	
	H	6,856	—	—	—	—	—	—	—	—	—	—	—	—	—	—	—	—	—	—	—	—	—	—	—	
Çapakçur	E	5,452	—	—	—	—	—	—	—	—	—	—	—	—	—	—	—	—	—	—	1	—	—	—	—	
	H	4,942	—	—	—	—	—	—	—	—	—	—	—	—	—	—	—	—	—	—	—	—	—	—	—	
Çemiş kezek	E	5,961	—	—	—	—	—	—	—	—	—	—	—	—	—	—	—	—	—	—	1	—	—	—	5	
	H	7,712	—	—	—	—	—	—	—	—	—	—	—	—	—	—	—	—	—	—	1	—	—	—	—	
Genç	E	1,941	—	—	—	—	—	—	—	—	—	—	—	—	—	—	—	—	—	—	—	—	—	—	—	
	H	1,718	—	—	—	—	—	—	—	—	—	—	—	—	—	—	—	—	—	—	—	—	—	—	—	
Hozat	E	5,437	—	—	—	—	—	—	—	—	—	—	—	—	—	—	—	—	—	—	—	7	—	—	1	
	H	5,042	—	—	—	—	—	—	—	—	—	—	—	—	—	—	—	—	—	—	—	—	—	—	—	
Keban	E	1,472	—	—	—	—	—	—	—	—	—	—	—	—	—	—	—	—	—	—	—	—	—	—	—	
	H	1,884	—	—	—	—	—	—	—	—	—	—	—	—	—	—	—	—	—	—	—	—	—	—	—	
Mazkirt	E	8,018	—	—	—	—	—	—	—	—	—	—	—	—	—	—	—	—	—	—	—	—	—	—	—	
	H	7,819	—	—	—	—	—	—	—	—	—	—	—	—	—	—	—	—	—	—	—	—	—	—	—	

KADRO VI
CADRE

Nüfusun mahalli tevellüt itibarile inkişası
Répartition de la population d'après les pays de naissance
VİLÂYET : ELÂZİZ (Mabat - Suite)

KAZALAR Cazas	Cinsiyet Sexes	Türkiye	Efganistan	Mısır	Irak	İran	Suriye	Sair Afrika Asya memleketleri	Almanya	Arnavutluk	İngiltere	Austurya	Belçika	Bulgaristan	Fransa	Yunanistan	Macaristan	İtalya	Lehistan	Romanya	Rusya	Sırbistan	Sair Avrupa memleketleri	Amerika	Mechul
		Turquie	Afghanistan	Egypte	Irak	Perse	Syrie	Autres pays d'Afrique et d'Asie	Allemagne	Albanie	Angleterre	Autriche	Belgique	Bulgarie	France	Grèce	Hongrie	Italie	Pologne	Roumanie	Russie	Serbie	Autres pays d'Europe	Amerique	Inconnu
Maden	E	4,960	—	—	—	—	—	—	7	—	—	—	—	—	—	—	—	—	—	—	—	—	6	—	—
	H K F	5,046	—	—	—	—	—	—	—	—	—	—	—	—	—	—	—	—	—	—	—	—	—	—	—
Ovacık	E	2,167	—	—	—	—	—	—	—	—	—	—	—	—	—	—	—	—	—	—	—	—	—	—	—
	H K F	2,100	—	—	—	—	—	—	—	—	—	—	—	—	—	—	—	—	—	—	—	—	—	—	—
Palu	E	17,108	—	—	—	—	—	—	—	—	—	—	—	—	—	—	—	—	—	—	—	—	—	—	—
	H K F	17,898	—	—	—	—	—	—	—	—	—	—	—	—	—	—	—	—	—	—	—	—	—	—	—
Pertek	E	6,820	—	—	—	—	—	—	—	—	—	—	—	—	—	—	—	—	—	—	—	—	—	—	2
	H K F	7,167	—	—	—	—	—	—	—	3	—	—	—	—	—	—	—	—	—	—	—	—	—	—	—
YEKÛN Total	E	104,038	—	—	—	2	—	—	11	—	—	—	—	1	1	38	—	—	—	—	37	33	11	—	27
	H K F	108,435	—	—	—	—	—	—	—	3	—	—	—	—	—	14	5	—	—	—	45	11	—	1	4
Umumî yekûn Total général	E	212,473	—	—	—	2	—	—	11	3	—	—	—	1	1	52	5	—	—	—	82	44	11	1	31

VİLÂYET : ERZİNCAN

Erzincan	Cinsiyet Sexes	Türkiye	Efganistan	Mısır	Irak	İran	Suriye	Sair Afrika Asya memleketleri	Almanya	Arnavutluk	İngiltere	Austurya	Belçika	Bulgaristan	Fransa	Yunanistan	Macaristan	İtalya	Lehistan	Romanya	Rusya	Sırbistan	Sair Avrupa memleketleri	Amerika	Mechul
		Turquie	Afghanistan	Egypte	Irak	Perse	Syrie	Autres pays d'Afrique et d'Asie	Allemagne	Albanie	Angleterre	Autriche	Belgique	Bulgarie	France	Grèce	Hongrie	Italie	Pologne	Roumanie	Russie	Serbie	Autres pays d'Europe	Amerique	Inconnu
Şehir Ville	E	9,570	—	—	—	7	—	—	—	1	1	—	—	—	—	5	—	—	—	—	4	16	1	—	1
	H K F	6,421	—	1	—	2	—	—	—	—	—	—	—	16	—	—	—	—	—	—	33	11	—	—	2
Köyler Villages	E	16,955	—	—	—	—	—	—	—	—	—	—	—	—	—	—	—	—	—	—	—	—	—	—	—
	H K F	18,759	—	—	—	—	—	—	—	—	—	—	—	—	—	15	—	—	—	—	79	9	—	—	18
Yekûn Total	E	26,525	—	—	—	7	—	—	—	1	1	—	—	—	—	5	—	—	—	—	4	16	1	—	1
	H K F	25,180	—	1	—	2	—	—	—	—	—	—	—	16	—	15	—	—	—	—	112	20	—	—	20

KADRO VI
CADRE

Nüfusun mahalli tevellüt itibarile inkısamı
Répartition de la population d'après les pays de naissance
VİLAYET : ERZİNCAN (Mabat - Suite)

KAZALAR Cazas	Clas- yet Sexes	Türki-	Et- ga- nis- tan	Mı- sır	Irak	Iran	Su- riye	Sair Afrika Asya mem- leket- leri	Al- ma- nya	Ar- na- vut- luk	İn- gil- tere	A- vus- tur- ya	Bel- çika	Bul- gar- istan	Fran- sa	Yu- na- nis- tan	Ma- ca- ris- tan	İtal- ya	Le- his- tan	Ro- man- ya	Rus- ya	Sır- bis- tan	Sair avrupa mem- leket- leri	A- me- rika	Meç- hul	
		Tur- quie	Af- gha- nis- tan	E- gypte	Irak	Per- se	Sy- rie	Autres pays d'Afrique et d'Asie	Al- le- ma- gne	Al- ba- nie	An- gle- terre	Au- tri- che	Bel- gi- que	Bul- garie	Fran- ce	Grè- ce	Hon- gne	Ita- lie	Pol- ogne	Rou- manie	Rusie	Ser- bie	Autres pays d'Eu- rope	A- mé- ri- que	In- con- nu	
Kuruçay	E H	3,885	—	—	—	—	—	—	—	—	—	—	—	—	—	—	—	—	—	—	—	—	—	—	—	—
	K F	5,298	—	—	—	—	—	—	—	—	—	—	—	—	—	—	—	—	—	—	—	—	—	—	—	—
Kemah	E H	5,860	—	—	—	—	—	—	—	—	—	—	—	—	—	—	—	—	—	—	2	—	—	—	—	2
	K F	7,586	—	—	—	—	—	—	—	—	—	—	—	—	—	—	—	—	—	—	—	—	—	—	—	1
Kigi	E H	13,186	—	—	—	—	—	—	—	—	—	—	—	—	—	—	—	—	—	—	3	—	—	—	—	8
	K F	13,336	—	—	—	—	—	—	—	—	—	—	—	—	—	—	—	—	—	—	5	—	—	—	—	—
Nazımiye	E H	3,273	—	—	—	—	—	—	—	—	—	—	—	—	—	—	—	—	—	—	—	—	—	—	—	—
	K F	3,121	—	—	—	—	—	—	—	—	—	—	—	—	—	—	—	—	—	—	—	—	—	—	—	—
Plomer	E H	4,944	—	—	—	—	—	—	—	—	—	—	—	—	—	—	—	—	—	—	—	—	—	—	—	—
	K F	5,629	—	—	—	—	—	—	—	—	—	—	—	—	—	—	—	—	—	—	—	—	—	—	—	—
Refahiye	E H	6,570	—	—	—	1	—	—	—	—	—	—	—	—	—	—	—	—	—	—	16	—	—	—	—	—
	K F	7,664	—	—	—	—	—	—	—	—	—	—	—	—	—	—	—	—	—	—	8	—	—	—	—	—
YEKÜN Total	E H	64,243	—	—	—	8	—	—	—	1	1	—	—	—	—	—	5	—	—	—	25	16	1	—	11	
	K F	67,814	—	1	—	2	—	—	—	—	—	—	—	16	—	15	—	—	—	—	125	20	—	—	21	
Umumî yekûn Total général		132,057	—	1	—	10	—	—	—	1	1	—	—	16	—	20	—	—	—	—	150	36	1	—	32	

KAZALAR Cazas	Cins- yet	Türki-ye	Ef- ga- nis- tan	Mi- sir	İrak	İran	Su- ri- ye	Sair Afrika Asya mem- leket- leri	Al- ma- nya	Ar- na- vut- luk	İn- gil- tere	A- vus- tur- ya	Bei- çika	Bul- gar- tan	Fran- sa	Yu- na- nis- tan	Ma- ca- ris- tan	İtal- ya	Le- his- tan	Ro- man- ya	Rus- ya	Sır- bis- tan	Sair avrupa mem- leket- leri	A- me- ri- ka	Mec- hul	
		sexes	Tur- quie	Af- gha- nis- tan	E- gyp- te	Irak	Per- se	Sy- rie	Autres pays d'Afrique et d'Asie	Al- le- ma- gne	Al- ba- nie	An- gle- terre	Au- tri- che	Bel- gi- que	Bul- gar- ie	Fran- ce	Grè- ce	Hon- grie	İtal- ie	Pol- ogne	Rou- ma- nie	Rus- sie	Ser- bie	Autres pays d'Eu- rope	A- mé- ri- que	In- con- nu
Erzu- rum	Şehir Ville	E	16,147	—	—	107	—	—	—	—	—	—	—	6	—	3	—	—	—	1	286	6	—	—	3	
		K	14,589	—	—	1	37	1	—	—	—	—	—	—	3	—	6	1	—	—	—	235	4	—	—	21
	Köyler Villages	E	23,070	—	—	3	9	—	—	—	—	—	—	—	2	—	1	—	—	1	—	270	10	—	—	5
		K	23,043	—	—	—	5	—	—	—	—	—	—	—	—	—	—	—	—	—	—	239	7	—	—	12
	Yekün Total	E	39,217	—	—	3	116	—	—	—	—	—	—	—	8	—	4	—	—	1	1	556	16	—	—	8
		K	37,632	—	—	1	42	1	—	—	—	—	—	—	3	—	6	1	—	—	—	474	11	—	—	33
Hınıs	E	10,646	—	—	—	2	—	—	—	—	—	—	—	—	—	—	—	—	—	—	777	—	—	—	3	
	K	10,524	—	—	—	—	—	—	—	—	—	—	—	—	—	1	—	—	—	—	810	—	—	—	8	
İspir	E	13,714	—	—	—	—	—	—	—	—	—	—	—	—	—	—	—	—	—	—	3	—	—	—	15	
	K	19,077	—	—	—	—	—	—	—	—	—	1	—	—	—	—	1	—	—	—	16	—	—	—	4	
Oltı	E	11,046	—	—	—	5	—	—	—	—	—	—	—	2	—	—	—	—	—	—	7,326	—	—	—	38	
	K	9,842	—	—	—	1	—	—	—	—	—	—	—	—	—	—	—	—	—	—	8,734	—	—	—	2	
Pasinler	E	16,653	—	—	—	15	—	—	—	—	—	—	—	—	—	—	—	—	—	—	735	—	—	—	1	
	K	16,438	—	—	—	4	1	—	—	—	—	—	—	—	—	—	—	—	—	—	720	—	—	—	—	
Tercan	E	16,152	—	—	—	15	—	—	—	—	—	—	—	—	—	—	—	—	—	—	84	5	—	—	87	
	K	17,415	—	—	—	1	—	1	—	—	—	—	—	16	—	2	—	—	—	—	55	41	—	—	6	
Tortum	E	14,975	—	—	—	—	—	—	—	—	—	—	—	—	—	—	—	—	—	—	16	—	—	—	4	
	K	16,233	—	—	—	—	—	—	—	—	—	—	—	—	—	—	—	—	—	—	11	—	—	—	8	

KADRO VI
CADRE

Nüfusun mahalli tevellüt itibarile inkişası
Répartition de la population d'après les pays de naissance
VİLAYET : ERZURUM (Mabat - Suite)

KAZALAR Cazas	Cinsiyet Sexes	Türkiye	Efganistan	Mısır	Irak	İran	Suriye	Sair Afrika Asya memleketleri	Almanya	Arnavutluk	İngiltere	Avusturya	Belçika	Bulgaristan	Fransa	Yunanistan	Macaristan	İtalya	Lehistan	Romanya	Rusya	Sırbistan	Sair Avrupa memleketleri	Amerika	Meçbul
		Turquie	Afganistan	Egypte	Irak	Perse	Syrie	Autres pays d'Afrique et d'Asie	Allemagne	Albanie	Angleterre	Autriche	Belgique	Bulgarie	France	Grèce	Hongrie	Italie	Pologne	Roumanie	Russie	Serbie	Autres pays d'Europe	Amerique	Inconnu
YEKÜN Total	E	122,403	—	—	3	153	—	—	—	—	—	—	—	10	—	4	—	—	1	1	9,497	21	—	—	156
	H K F	127,161	—	—	1	48	2	1	—	—	—	1	—	19	—	9	2	—	—	—	10,820	52	—	—	61
Umumi yekün Total général		249,564	—	—	4	201	2	1	—	—	—	1	—	29	—	13	2	—	1	1	20,317	73	—	—	217

VİLAYET : GAZİAYINTAP

Gazi ayıntap	Şehir Ville	E	19,736	1	—	4	38	13	—	—	1	—	—	8	—	22	—	—	—	—	5	5	—	1	1	
		H K F	20,072	—	—	1	—	39	16	—	—	1	—	—	2	—	14	—	—	—	—	7	1	—	2	8
	Köyler Villages	E	24,122	—	—	—	—	54	—	—	—	—	—	—	—	—	—	—	—	—	—	—	—	—	—	1
		H K F	25,215	—	—	—	—	4	2	—	—	—	—	—	—	—	—	—	—	—	—	1	—	—	—	1
Yekün Total	E	43,858	1	—	—	4	92	13	—	—	1	—	—	8	—	22	—	—	—	—	5	5	—	1	2	
	H K F	45,287	—	—	1	—	43	18	—	—	1	—	—	2	—	14	—	—	—	—	8	1	—	2	9	
Bisni	E	14,664	—	—	—	—	—	—	—	—	—	1	—	—	—	—	—	—	—	—	3	—	4	—	1	
	H K F	16,443	—	—	—	—	—	—	—	—	—	—	—	—	—	—	—	—	—	—	1	—	—	—	3	
Kilis	Şehir Ville	E	11,372	1	—	—	78	4	—	—	—	—	—	3	1	—	—	—	—	—	14	—	—	—	4	
		H K F	11,123	—	—	—	2	49	—	—	—	—	—	—	—	—	1	—	—	—	14	—	—	—	2	
	Köyler Villages	E	11,555	—	—	—	—	63	1	—	—	—	—	—	—	—	—	—	—	—	—	—	—	—	—	1
		H K F	12,181	—	—	—	—	57	—	—	—	—	—	—	—	—	—	—	—	—	—	1	—	—	—	—
	Yekün Total	E	22,927	1	—	—	—	141	5	—	—	—	—	—	3	1	—	—	—	—	—	14	—	—	—	5
		H K F	23,304	—	—	—	2	106	—	—	—	—	—	—	—	—	1	—	—	—	—	15	—	—	—	2

KADRO VI
CADRE

Nüfusun mahali tevellüt itibarile inkısamı
Répartition de la population d'après les pays de naissance
VİLAYET : GAZİAYINTAP (Mabat- Suite)

KAZALAR Cazas	Cinsiyet Sexes	Türkiye	Efganistan	Mısır	İrak	İran	Suriye	Sair Afrika Asya memleketleri	Almanya	Arnavutluk	İngiltere	Avturya	Belçika	Bulgaristan	Fransa	Yunanistan	Macaristan	İtalya	Lehistan	Romanya	Rusya	Sırbistan	Sair Avrupa memleketleri	Amerika	Meçhul
		Turquie	Afganistan	Egypte	Irak	Persie	Syrie	Autres pays d'Afrique et d'Asie	Allemagne	Albanie	Angleterre	Autriche	Belgique	Bulgarie	France	Grèce	Hongrie	Italie	Pologne	Roumanie	Russie	Serbie	Autres pays d'Europe	Amerique	Inconnu
Nezip	E H K F	24,117	—	—	—	—	3	4	—	—	—	—	—	—	—	—	—	—	—	—	1	—	—	—	—
	K F	24,530	—	—	—	53	7	—	—	—	—	—	—	—	—	—	—	—	—	—	—	—	1	—	1
YEKÜN Total	E H K F	105,566	2	—	—	4	236	22	—	—	1	1	—	11	1	22	—	—	—	—	23	5	4	1	8
	K F	109,564	—	—	1	55	156	18	—	—	1	—	—	2	—	15	—	—	—	—	24	1	1	2	15
Umumî Yekün Total général		215,130	2	—	1	59	392	40	—	—	2	1	—	13	1	37	—	—	—	—	47	6	5	3	23

VİLAYET : GÜMÜŞANE

Gümüştane	E H K F	10,980	—	—	—	—	—	—	—	—	—	—	—	—	—	—	—	—	—	—	1	—	—	—	—
	K F	12,674	—	—	—	—	—	—	—	—	—	—	—	—	—	—	1	—	—	—	3	—	—	—	—
Bayburt	E H K F	23,404	—	—	—	—	—	—	—	—	—	—	—	1	—	—	—	1	—	—	1	—	—	—	—
	K F	25,558	—	—	—	—	—	—	—	—	—	—	—	—	—	—	—	—	—	—	3	—	—	—	2
Kilkit	E H K F	9,084	—	—	—	—	—	—	—	—	—	—	—	—	—	—	—	—	—	—	—	1	—	—	—
	K F	10,078	—	—	—	—	—	—	—	—	—	—	—	—	—	—	—	—	—	—	1	—	—	—	1
Şiran	E H K F	5,683	—	—	—	—	—	—	—	—	—	—	—	—	—	—	—	—	—	—	2	—	—	—	—
	K F	6,783	—	—	—	—	—	—	—	—	—	—	—	—	—	—	—	—	—	—	2	—	—	—	—
Turol	E H K F	8,226	—	—	—	2	—	—	—	—	—	—	—	—	—	—	—	—	—	—	1	—	—	—	—
	K F	9,737	—	—	—	—	—	—	—	—	—	—	—	—	—	—	—	—	—	—	1	—	—	—	—

KADRO VI
CADRE

Nüfusun mahali tevellüt itibarile inkisamı
Répartition de la population d'après les pays de naissance
VİLÂYET : GÜMÜŞANE (Mabat - Suite)

KAZALAR Cazas	Cinsiyet Sexe	Türkiye	Efganistan	Mısır	Irak	İran	Suriye	Sair Afrika ve Asya memleketleri	Almanya	Arnavutluk	İngiltere	Avusturya	Belçika	Bulgaristan	Fransa	Yunanistan	Macaristan	İtalya	Lehistan	Romanya	Rusya	Sırbistan	Sair avrupa memleketleri	Amerika	Meçhul
		Turquie	Afganistan	Egypte	Irak	Perse	Syrie	Autres pays d'Afrique et d'Asie	Allemagne	Albanie	Angleterre	Autriche	Belgique	Bulgarie	France	Grèce	Eonanie	Italie	Pologne	Roumanie	Russie	Serbie	Autres pays d'Europe	Amerique	Inconnu
YEKÛN Total	E H K F	57,377	—	—	—	2	—	—	—	—	—	—	—	1	—	—	—	1	—	—	5	1	—	—	—
	K F	64,830	—	—	—	—	—	—	—	—	—	—	—	—	—	—	1	—	—	—	10	—	—	—	3
Umumî yekûn Total général		122,207	—	—	—	2	—	—	—	—	—	—	—	1	—	—	1	1	—	—	15	1	—	—	3

VİLÂYET : HAKÂRİ

Hakari	E H K F	3,856	—	—	—	—	—	—	—	—	—	—	—	—	—	—	—	—	—	—	—	—	—	—	—
Beytişebap	E H K F	3,413	—	—	4	—	—	—	—	—	—	—	—	—	—	—	—	—	—	—	—	—	—	—	—
	K F	3,488	—	—	—	—	—	—	17	—	—	—	—	—	—	—	—	—	—	—	—	—	—	—	—
Gevar	E H K F	3,519	—	—	—	—	—	—	—	—	—	—	—	—	—	—	—	—	—	—	—	—	—	—	—
	K F	1,746	—	—	3	4	—	—	—	—	—	—	—	—	—	—	—	—	—	—	—	—	—	—	—
Şimdinan	E H K F	1,453	—	—	2	1	—	—	—	—	—	—	—	—	—	—	—	—	—	—	—	—	—	—	—
	K F	923	—	—	—	—	—	—	—	—	—	—	—	—	—	—	—	—	—	—	—	—	—	—	—
YEKÛN Total	E H K F	690	—	—	—	—	—	—	—	—	—	—	—	—	—	—	—	—	—	—	—	—	—	—	—
	K F	10,013	—	—	3	4	—	—	17	—	—	—	—	—	—	—	—	—	—	—	—	—	—	—	—
Umumî yekûn Total général	E H K F	9,075	—	—	6	1	—	—	—	—	—	—	—	—	—	—	—	—	—	—	—	—	—	—	—
	K F	19,088	—	—	9	5	—	—	17	—	—	—	—	—	—	—	—	—	—	—	—	—	—	—	—

KAZALAR Cazas	Cinsiyet Sexes	Türki-ye	Ef- ganis- tan	Mi- sır	Irak	İran	Su- ri-ye	Sair Afrika Asya mem- leket- leri	Al- ma- nya	Ar- na- vut- luk	İn- gil- tere	A- vus- tur- ya	Bel- çika	Bul- garis- tan	Frans- sa	Yu- na- nis- tan	Ma- ca- ris- tan	İtal- ya	Le- his- tan	Ro- man- ya	Rus- ya	Sir- bis- tan	Sair avrupa mem- leket- leri	A- me- ri- ka	Meç- hul	
		Tur- quie	Af- gha- nis- tan	E- gyp- te	Irak	Per- se	Sy- rie	Autres pays d'Afrique et d'Asie	Al- le- ma- gne	Al- ba- nie	An- gle- terre	Au- tri- che	Bel- gi- que	Bul- garie	Frans- ce	Grè- ce	Hon- grie	Ital- ie	Pol- ogne	Rou- man- ie	Rus- sie	Ser- bie	Autres pays d'Eu- rope	A- mé- ri- que	In- con- nu	
Kars	Şehir Vile	E H	6,274	—	—	131	—	1	—	—	—	—	1	—	—	—	—	—	1	—	2,724	1	—	—	—	
		K F	2,494	—	—	31	—	—	—	—	—	—	1	—	—	—	—	—	—	—	—	2,242	—	—	—	—
	Köyler Villages	E H	4,964	—	—	16	—	—	—	6	—	—	—	3	—	—	—	—	—	—	—	7,504	—	—	—	2
		K F	5,155	—	—	—	—	—	—	—	—	—	—	—	—	—	—	—	—	—	—	6,451	1	—	—	3
Yekün Total	E H	11,238	—	—	147	—	1	—	6	—	—	1	3	—	—	—	—	—	1	—	10,228	1	—	—	2	
	K F	7,649	—	—	31	—	—	—	—	—	—	1	—	—	—	—	—	—	—	—	8,693	1	—	—	3	
Ardahan	E H	6,064	—	—	—	1	—	—	—	—	—	—	—	—	—	—	—	—	—	1	6,948	—	—	7	8	
	K F	4,566	—	—	—	4	—	—	1	—	—	—	—	—	—	1	—	—	—	—	6,833	—	—	—	—	
Arpaçay	E H	5,015	—	—	—	2	—	—	—	—	—	—	—	—	1	4	—	—	—	—	8,111	1	—	2	—	
	K F	4,541	—	—	1	2	—	—	—	—	—	—	—	1	—	—	—	—	—	—	7,482	1	—	—	44	
Çıldır	E H	4,872	—	—	—	—	—	—	—	2	—	—	—	—	—	—	—	—	—	—	4,885	—	—	—	—	
	K F	5,771	—	—	—	—	—	—	—	—	—	—	—	—	—	—	—	—	—	—	3,134	—	—	—	3	
Göle	E H	4,708	—	—	—	7	—	—	—	—	—	—	—	—	—	—	—	—	—	—	6,444	1	—	—	1	
	K F	5,150	—	—	—	—	—	—	—	—	—	—	—	—	—	—	—	—	—	—	5,643	—	—	—	2	
Kağızman	E H	3,298	—	—	—	5	—	—	—	—	—	—	—	—	—	—	—	—	—	—	5,545	—	—	—	1	
	K F	2,930	—	—	—	1	—	—	—	—	—	—	—	—	—	—	—	—	—	—	5,525	—	—	—	—	
Posof	E H	5,383	—	—	—	—	—	—	—	—	—	—	—	—	—	—	—	—	—	1	6,726	—	—	—	2	
	K F	5,525	—	—	—	—	—	—	—	—	—	—	—	—	—	—	—	—	—	—	6,299	—	—	—	—	
Sarıkamış	E H	9,333	—	—	—	3	—	—	—	—	—	—	—	3	—	—	—	—	—	—	9,783	—	—	—	9	
	K F	7,959	—	—	1	3	—	—	—	—	—	—	—	—	—	—	—	—	2	1	8,235	2	—	—	2	

Nüfusun mahallî tevellüt itibarile inkisamı

Répartition de la population d'après les pays de naissance

KADRO VI
CADRE

VİLAYET: **KARS** (Mabat-Suite)

KAZALAR Cazas	Clas- yet Sesiz	Türki- ye	Ef- ga- nis- tan	Mi- sir	Irak	Iran	Su- ri- ye	Sair Afrika Asya mem- leket- leri	Al- ma- nya	Ar- na- vut- luk	In- gil- tere	A- vus- tur- ya	Bel- çika	Bul- ga- ris- tan	Frans- sa	Yu- na- nis- tan	Ma- ca- ris- tan	İtal- ya	Le- his- tan	Ro- man- ya	Rus- ya	Sir- bis- tan	Sair avrupa mem- leket- leri	A- me- ri- ka	Meç- hul
		Tur- quie	Af- gha- nis- tan	E- gyp- te	Irak	Per- se	Sy- rie	Autres pays d'Afrique et d'Asie	Al- le- ma- gne	Al- ba- nie	An- gle- terre	Au- tri- che	Bel- gi- que	Bul- ga- rie	Frans- ce	Grè- ce	Hon- grie	İtal- ie	Pol- ogne	Rou- ma- nie	Rus- sie	Ser- bie	Autres pays d'Eu- rope	A- mé- ri- que	In- con- nu
YEKÜN Total	E H K F	49,909	—	—	—	165	—	1	—	8	—	—	1	6	1	4	—	—	1	2	58,670	3	—	9	23
	K F	44,091	—	—	2	41	—	—	1	—	—	1	—	1	—	1	—	—	2	1	51,844	4	—	—	54
Umumi yekün Total général		94,000	—	—	2	206	—	1	1	8	—	1	1	7	1	5	—	—	3	3	110,514	7	—	9	77

VİLAYET: **MALATYA**

Malat- ya	Şehir Vilâye	E H K F	10,077	—	—	—	—	—	2	—	—	—	—	8	—	—	3	—	—	—	49	4	5	—	1	
		K F	10,552	—	—	—	—	—	—	—	—	—	—	—	1	—	—	—	—	—	—	35	—	—	—	—
Köyler Vilâyes	E H K F	E H K F	26,775	—	—	—	—	—	1	—	—	1	—	—	—	—	—	—	—	—	5	—	1	—	—	
		K F	28,815	—	—	—	—	—	—	—	—	—	—	—	—	—	—	—	—	—	—	4	—	—	—	—
Yekün Total	E H K F	E H K F	36,852	—	—	—	—	—	3	—	—	1	—	8	—	—	3	—	—	—	54	4	6	—	1	
		K F	39,367	—	—	—	—	—	—	—	—	—	—	—	1	—	—	—	—	—	39	—	—	—	—	
Akçadağ (Arga)	E H K F	E H K F	18,053	—	—	—	—	—	—	—	—	—	—	—	—	—	—	—	—	—	1	—	—	—	13	
		K F	19,211	—	—	—	—	—	—	—	—	—	—	—	—	—	—	—	—	—	—	—	—	—	—	16
Arapkir	E H K F	E H K F	9,387	—	—	—	—	—	—	—	—	—	—	—	—	—	—	—	—	—	4	—	—	—	3	
		K F	12,460	—	—	—	—	—	—	—	—	—	—	—	1	—	—	—	—	—	—	5	—	—	—	6
Adıyaman (Hısnımensur)	E H K F	E H K F	22,131	—	—	—	1	—	—	—	—	—	—	—	—	—	—	—	—	—	—	3	—	—	—	9
		K F	23,086	—	—	—	—	—	—	—	—	—	—	—	—	—	—	—	—	—	—	2	—	—	—	17
Hekimhan	E H K F	E H K F	14,417	—	—	—	—	—	—	—	—	—	—	—	—	—	—	—	—	—	2	—	—	—	—	1
		K F	16,466	—	—	—	—	—	—	—	—	—	—	—	—	—	—	—	—	—	—	1	—	—	—	3

Nüfusun mahalli tevellüt itibarile inkısamı
Répartition de la population d'après les pays de naissance
VİLAYET : MALATYA (Mabat- Suite)

KADRO VI
CADRE

KAZALAR Cazas	Cinsiyet Sexes	Türkiye	Efganistan	Mısır	Irak	İran	Suriye	Sair Afrika memleketleri	Almanya	Arnavutluk	İngiltere	Avusturya	Belçika	Bulgaristan	Fransa	Yunanistan	Macaristan	İtalya	Lehistan	Romanya	Rusya	Sırbistan	Sair Avrupa memleketleri	Amerika	Mec-hul
		Turquie	Afganistan	Egypte	Irak	Persie	Syrie	Autres pays d'Afrique et d'Asie	Allemagne	Albanie	Angleterre	Autriche	Belgique	Bulgarie	France	Grèce	Hongrie	Italie	Pologne	Roumanie	Russie	Serbie	Autres pays d'Europe	Amerique	Inconnu
Kâhte	E	15,810	—	—	—	—	—	—	—	—	—	—	—	—	—	—	—	—	—	—	—	—	—	—	8
	K	16,211	—	—	—	—	—	—	—	—	—	—	—	—	—	—	—	—	—	—	1	—	—	—	1
Kemaliye	E	9,433	—	—	—	—	—	—	—	—	—	—	—	—	—	—	—	—	—	—	1	—	—	—	—
	K	13,473	—	—	—	—	—	—	—	—	—	—	—	—	—	—	—	—	—	—	—	—	—	—	—
Petürke	E	18,418	—	—	—	—	—	—	—	—	—	—	—	—	—	—	—	—	—	—	—	—	—	—	—
	K	21,886	—	—	—	—	—	—	—	—	—	—	—	—	—	—	—	—	—	—	—	—	—	—	2
YEKÜN Total	E	144,501	—	—	—	1	—	—	3	—	—	1	—	8	—	—	3	—	—	2	63	4	6	—	35
	K	162,160	—	—	—	—	—	—	—	—	—	—	—	2	—	—	—	—	—	—	49	—	—	—	45
Umumî yekün Total général		306,661	—	—	—	1	—	—	3	—	—	1	—	10	—	—	3	—	—	2	111	4	6	—	80

VİLAYET : MARAŞ

Maraş	Şehir Ville	E	13,255	—	—	—	3	4	1	6	—	—	4	—	18	—	27	10	2	—	3	11	3	1	2	1
		K	12,590	—	1	—	—	2	—	—	—	—	—	—	1	—	31	—	1	—	—	3	—	1	—	1
	Köyler Villages	E	22,793	—	—	—	1	—	—	—	—	—	—	—	—	—	1	—	1	—	—	—	—	—	—	—
		K	22,400	—	1	—	—	—	—	—	—	—	—	—	—	—	—	—	3	—	—	—	—	—	—	—
Yekün Total	E	36,048	—	—	—	4	4	1	6	—	—	4	—	18	—	28	10	3	—	3	11	3	1	2	1	
	K	34,990	—	2	—	—	2	—	—	—	—	—	—	1	—	31	—	4	—	—	3	—	1	—	1	
Andirîn	E	6,045	—	—	—	—	—	—	—	—	—	—	—	—	—	—	—	—	—	—	1	—	—	—	4	
	K	6,166	—	—	—	—	—	—	—	—	—	—	—	—	—	—	—	—	—	—	4	—	—	—	—	

KADRO VI
CADRE

Nüfusun mahali tevellüt itibarile inkısamı
Répartition de la population d'après les pays de naissance
VİLÂYET : **MARŞ** (Mabat - Suite)

KAZALAR Cazas	Cinsiyet Sexes	Türki-ye	Ef-ga-nis-tan	Mi-sir	İrak	İran	Su-ri-ye	Sair Afrika Asya memleketleri	Al-ma-nya	Ar-na-vut-luk	İn-gil-tere	A-vus-tur-ya	Bel-gi-ka	Bul-ga-ris-tan	Fran-sa	Yu-na-nis-tan	Ma-ca-ris-tan	İtal-ya	Le-his-tan	Ro-man-ya	Rus-ya	Sir-bis-tan	Sair Avrupa memleketleri	A-me-ri-ka	Meç-hul
		Tur-que	Af-gha-nis-tan	E-gyp-te	Irak	Per-se	Sy-rie	Autres pays d'Afrique et d'Asie	Al-le-ma-gne	Al-ba-nie	An-gle-terre	Au-tri-che	Bel-gi-que	Bul-ga-rie	Fran-ce	Grè-ce	Hon-grie	Ita-lie	Pol-o-gne	Rou-manie	Rus-sie	Ser-bie	Autres pays d'Europe	A-mé-ri-que	In-con-nu
Elbistan	E H K	26,571	—	—	—	—	1	—	—	—	—	—	—	2	—	62	—	—	—	—	—	—	—	—	3
	K F	27,753	—	—	—	—	—	—	—	—	—	—	—	—	—	3	—	—	—	—	1	—	—	—	—
Göksun	E H K	9,971	—	—	—	—	1	—	—	—	—	—	—	1	—	—	—	—	—	—	143	—	—	—	1
	K F	10,106	—	—	—	1	—	—	—	—	—	—	—	—	—	—	—	—	—	—	122	—	—	—	2
Pazarcık	E H K	14,465	—	—	—	1	1	1	—	—	—	1	—	19	—	—	—	—	—	—	2	—	—	—	—
	K F	14,208	—	—	—	—	1	—	—	—	—	—	—	7	—	—	—	—	—	—	2	—	—	—	1
YEKÛN Total	E H K	93,100	—	—	—	5	7	2	6	—	—	5	—	40	—	90	10	3	—	3	157	3	1	2	9
	K F	93,223	—	2	—	1	3	—	—	—	—	—	—	8	—	34	—	4	—	—	132	—	1	—	4
Umumi yekûn Total général		186,323	—	2	—	6	10	2	6	—	—	5	—	48	—	124	10	7	—	3	289	3	2	2	13

VİLÂYET : **MARDİN**

Mardin	Cinsiyet Sexes	Türki-ye	Ef-ga-nis-tan	Mi-sir	İrak	İran	Su-ri-ye	Sair Afrika Asya memleketleri	Al-ma-nya	Ar-na-vut-luk	İn-gil-tere	A-vus-tur-ya	Bel-gi-ka	Bul-ga-ris-tan	Fran-sa	Yu-na-nis-tan	Ma-ca-ris-tan	İtal-ya	Le-his-tan	Ro-man-ya	Rus-ya	Sir-bis-tan	Sair Avrupa memleketleri	A-me-ri-ka	Meç-hul
		Tur-que	Af-gha-nis-tan	E-gyp-te	Irak	Per-se	Sy-rie	Autres pays d'Afrique et d'Asie	Al-le-ma-gne	Al-ba-nie	An-gle-terre	Au-tri-che	Bel-gi-que	Bul-ga-rie	Fran-ce	Grè-ce	Hon-grie	Ita-lie	Pol-o-gne	Rou-manie	Rus-sie	Ser-bie	Autres pays d'Europe	A-mé-ri-que	In-con-nu
Şehir Ville	E H K	12,694	—	—	2	—	4	1	—	—	—	—	—	2	—	—	—	—	—	—	2	—	—	—	—
	K F	10,541	—	—	—	—	1	—	—	—	—	—	—	2	—	—	—	—	—	—	2	—	—	—	1
Köyler Villages	E H K	11,482	—	—	2	—	—	—	—	—	—	—	—	—	—	—	—	—	—	—	2	—	—	—	6
	K F	12,737	—	—	—	1	—	—	—	—	—	—	—	—	—	—	—	—	—	—	—	5	—	—	—
Yekûn Total	E H K	24,176	—	—	4	—	4	1	—	—	—	—	—	2	—	—	—	—	—	—	4	—	—	—	6
	K F	23,278	—	—	—	1	1	—	—	—	—	—	—	2	—	—	—	—	—	—	2	5	—	—	1

KAZALAR Cazas	Cinsiyet Sexes	Türkiye	Efganistan	Mısır	İrak	İran	Suriye	Sair Afrika Asya memleketleri	Almanya	Arnavutluk	İngiltere	Avusturya	Belçika	Bulgaristan	Fransa	Yunanistan	Macaristan	İtalya	Lehistan	Romanya	Rusya	Sirbisistan	Sair Avrupa memleketleri	Amerika	Meçhul
		Turquie	Afghanistan	Egypte	Irak	Persie	Syrie	Autres pays d'Afrique et d'Asie	Allemagne	Albanie	Angleterre	Autriche	Belgique	Bulgarie	France	Grèce	Hongrie	Italie	Pologne	Roumanie	Russie	Serbie	Autres pays d'Europe	Amerique	Inconnu
Cizre	E	11,352	—	—	5	—	—	—	—	—	—	—	—	—	—	—	—	—	—	—	—	—	—	—	—
	H K F	12,662	—	—	—	—	—	—	—	—	—	—	—	—	—	—	—	—	—	—	—	—	—	—	2
Dirik	E	7,046	—	—	—	—	—	—	—	—	—	—	—	—	—	—	—	—	—	—	—	1	—	—	—
	H K F	8,017	—	—	—	—	—	—	—	—	—	—	—	—	—	—	—	—	—	—	—	—	—	—	—
Kercüş	E	10,591	—	—	—	—	—	—	—	—	—	—	—	—	—	—	—	—	—	—	1	—	—	—	—
	H K F	10,731	—	—	—	—	—	—	—	—	—	—	—	—	—	—	—	—	—	—	1	—	—	—	—
Midyat	E	15,939	—	—	—	—	—	—	—	—	—	—	—	—	—	—	—	—	—	—	—	—	—	—	4
	H K F	16,284	—	—	—	—	—	—	—	—	—	—	—	—	—	—	—	—	—	—	—	—	—	—	1
Nusaybin	E	6,178	—	—	—	—	—	—	—	—	—	—	—	2	8	—	—	—	—	—	—	—	2	—	1
	H K F	6,080	—	—	—	—	2	—	—	—	—	—	—	—	—	—	—	—	—	—	—	—	—	—	—
Resülayın	E	420	—	—	—	—	—	—	—	—	—	—	—	—	—	2	—	1	—	—	—	—	—	—	—
	H K F	49	—	—	—	—	1	—	—	—	—	—	—	—	—	—	—	—	—	—	—	—	—	—	—
Savor	E	13,407	—	—	—	—	—	—	—	—	—	—	—	—	—	—	—	—	—	—	—	—	—	—	1
	H K F	14,176	—	—	—	—	2	—	—	—	—	—	—	—	—	—	—	—	—	—	—	—	—	—	—
YEKÖN Total	E	89,109	—	—	9	—	4	1	—	—	—	—	—	4	8	2	—	1	—	—	5	1	2	—	12
	H K F	91,277	—	—	—	1	6	—	—	—	—	—	—	2	—	—	—	—	—	—	3	5	—	1	3
Ümumi yekün Total général		180,386	—	—	9	1	10	1	—	—	—	—	—	6	8	2	—	1	—	—	8	6	2	1	15

KAZALAR Cazas	Cinsiyet Sexes	Türkiye	Efganistan	Mısır	Irak	İran	Suriye	Sair Afrika memleketleri	Almanya	Arnavutluk	İngiltere	Avusturya	Belçika	Bulgaristan	Fransa	Yunanistan	Macaristan	İtalya	Lehistan	Romanya	Rusya	Sırbistan	Sair Avrupa memleketleri	Amerika	Meçhul	
		Turquie	Afghanistan	Egypte	Irak	Persie	Syrie	Autres pays d'Afrique et d'Asie	Allemagne	Albanie	Angleterre	Autriche	Belgique	Bulgarie	France	Grèce	Hongrie	Italie	Pologne	Roumanie	Russie	Serbie	Autres pays d'Europe	Amerique	Inconnu	
Siirt	Şehir Ville	E H K F	9,040	—	—	3	2	—	—	—	—	—	—	1	—	—	—	—	—	24	21	—	—	—	—	
		K F	5,983	—	—	—	—	—	—	—	—	—	—	4	—	1	—	—	—	—	—	5	—	—	—	7
	Köyler Villages	E H K F	4,793	—	—	—	—	—	—	—	—	—	—	—	—	—	—	—	—	—	2	—	—	—	—	5
		K F	5,160	—	—	—	—	—	—	—	—	—	—	—	—	—	—	—	—	—	—	—	—	—	—	—
Yokları Total	E H K F	13,833	—	—	3	2	—	—	—	—	—	—	—	9	—	—	—	—	—	24	23	—	—	—	5	
	K F	11,143	—	—	—	—	—	—	—	—	—	—	—	4	—	1	—	—	—	—	5	—	—	—	7	
Beşiri	E H K F	6,210	—	—	—	—	—	—	—	—	—	—	—	—	—	—	—	—	—	—	—	—	—	—	—	
	K F	6,808	—	—	—	—	—	—	—	—	—	—	—	—	—	—	—	—	—	—	2	—	—	—	4	
Eruh	E H K F	6,637	—	—	—	—	—	—	—	—	—	—	—	—	—	—	—	—	—	—	—	—	—	—	31	
	K F	8,241	—	—	—	—	—	—	—	—	—	—	—	—	—	—	—	—	—	—	—	—	—	—	1	
Garzan	E H K F	6,687	—	—	—	—	—	—	—	—	—	—	—	—	—	—	—	—	—	—	—	—	—	—	5	
	K F	7,334	—	—	—	—	—	—	—	—	—	—	—	—	—	—	—	—	—	—	—	—	—	—	—	
Pervari	E H K F	2,894	—	—	—	—	—	—	—	—	—	—	—	—	—	—	—	—	—	—	—	—	—	—	1	
	K F	3,252	—	—	—	—	—	—	—	—	—	—	—	—	—	—	—	—	—	—	—	—	—	—	—	
Sasun	E H K F	4,114	—	—	—	—	—	—	—	—	—	—	—	—	—	—	—	—	—	—	—	—	—	—	6	
	K F	5,110	—	—	—	—	—	—	—	—	—	—	—	—	—	—	—	—	—	—	—	—	—	—	4	
Şirnak	E H K F	5,216	—	—	—	—	—	—	—	—	—	—	—	—	—	—	—	—	—	—	—	—	—	—	4	
	K F	5,345	—	—	—	—	—	—	—	—	—	—	—	—	—	—	—	—	—	—	—	—	—	—	1	
Şirvan	E H K F	4,649	—	—	—	—	—	—	—	—	—	—	—	—	—	—	—	—	—	—	—	—	—	—	—	
	K F	4,818	—	—	—	—	—	—	—	—	—	—	—	—	—	—	—	—	—	—	—	—	—	—	—	

KADRO
CADRE VI

Nüfusun mahalli tevellüt itibarile inkısamı
Répartition de la population d'après les pays de naissance
VİLAYET : SİRT (Mabat - Suite)

KAZALAR Cazas	Cinsiyet Sexes	Türkiye	Efganistan	Mısır	Irak	İran	Suriye	Sair Afrika memleketleri	Almanya	Arnavutluk	İngiltere	Avusturya	Belçika	Bulgaristan	Fransa	Yunanistan	Macaristan	İtalya	Lehistan	Romanya	Rusya	Sırbistan	Sair avrupa memleketleri	Amerika	Mecul
		Turquie	Afghanistan	Egypte	Irak	Perse	Syrie	Autres pays d'Afrique et d'Asie	Allemagne	Albanie	Angleterre	Autriche	Belgique	Bulgarie	France	Grèce	Hongrie	Italie	Pologne	Roumanie	Russie	Serbie	Autres pays d'Europe	Amerique	Inconnu
YEKÜN Total	E	50,240	—	—	—	3	2	—	—	—	—	—	—	—	9	—	—	—	—	24	23	—	—	—	52
	H K F	52,051	—	—	—	—	—	—	—	—	—	—	—	—	4	—	1	—	—	—	7	—	—	—	17
Umumî yekün Total général		102,291	—	—	—	3	2	—	—	—	—	—	—	13	—	1	—	—	—	24	30	—	—	—	69
VİLAYET : ŞEBİNKARAHİSAR																									
Şebinkarahisar	E	8,411	—	—	—	2	—	—	—	—	—	—	—	—	—	93	1	—	—	1	4	2	—	—	2
	H K F	9,946	—	—	—	—	—	—	—	—	—	—	—	—	—	84	1	—	—	—	—	2	—	—	4
Aloçra	E	9,428	—	—	—	—	—	—	—	—	—	—	—	—	—	—	—	—	—	—	—	—	—	—	—
	H K F	11,811	—	—	—	—	—	—	—	—	—	—	—	—	—	—	—	—	—	—	—	—	—	—	—
Koyulhisar	E	8,870	—	—	—	—	—	—	—	—	—	—	—	—	—	—	—	—	—	—	—	—	—	—	—
	H K F	10,496	—	—	—	—	—	—	—	—	—	—	—	—	—	2	—	—	—	—	2	—	—	—	—
Mesudiye	E	10,527	—	—	—	—	—	—	—	—	—	—	—	—	—	—	—	—	—	—	—	—	—	—	—
	H K F	12,678	—	—	—	—	—	—	—	—	—	—	—	—	—	—	—	—	—	—	—	—	—	—	—
Suşehri	E	11,944	—	—	—	94	—	—	—	—	—	—	—	—	—	319	—	—	—	—	4	—	—	—	16
	H K F	13,776	—	—	—	40	—	—	—	—	—	—	—	—	—	172	—	—	—	—	3	—	—	—	—
YEKÜN Total	E	49,180	—	—	—	96	—	—	—	—	—	—	—	—	—	412	1	—	—	1	8	2	—	—	18
	H K F	58,707	—	—	—	40	—	—	—	—	—	—	—	—	—	258	1	—	—	—	5	2	—	—	4
Umumî yekün Total général		107,887	—	—	—	136	—	—	—	—	—	—	—	—	670	2	—	—	—	1	13	4	—	—	22

KAZALAR Cazas	Clas- yet seks	Türki-ye	Ef- ganis- tan	Mi- sir	Irak	İran	Su- riye	Sair Afrika Asya mem- leket- leri	Al- ma- nya	Ar- na- vut- luk	In- gil- tere	A- vus- tur- ya	Bel- çika	Bul- garis- tan	Fran- sa	Yu- na- nis- tan	Ma- ca- ris- tan	İtal- ya	Le- his- tan	Ro- man- ya	Rus- ya	Sir- bis- tan	Sair avrupa mem- leket- leri	A- me- rika	Meç- hul		
		Tur- quie	Af- gha- nis- tan	E- gyp- te	Irak	Per- se	Sy- rie	Autres pays d'Afrique et d'Asie	Al- le- ma- gne	Al- ba- nie	An- gle- terre	Au- triche	Bel- gique	Bul- garie	Fran- ce	Grè- ce	Hon- grie	Ital- ie	Pol- ogne	Rou- manie	Rus- sie	Ser- bie	Autres pays d'Eu- rope	A- mé- ri- que	In- con- nu		
Urfa	Şehir Ville	E H K F	14,927	—	—	—	7	1	—	—	—	—	—	1	—	—	—	—	—	—	—	3	—	—	—	2	
		K F	14,150	—	—	—	5	—	—	—	—	—	—	—	1	—	—	—	1	—	—	—	—	—	—	—	—
	Köyler Villages	E H K F	14,412	—	—	—	—	—	—	—	—	—	—	—	—	—	—	1	—	—	—	—	—	—	—	—	—
		K F	14,867	—	—	—	—	—	—	—	—	—	—	—	—	—	—	—	—	—	—	—	—	—	—	—	—
Yekân Total	E H K F	29,339	—	—	—	7	1	—	—	—	—	—	—	1	—	—	1	—	—	—	—	3	—	—	—	2	
	K F	29,017	—	—	—	5	—	—	—	—	—	—	—	1	—	—	—	1	—	—	—	—	—	—	—	—	
Birecik	Şehir Ville	E H K F	15,413	—	—	1	1	—	—	—	—	—	—	—	—	—	—	—	—	—	—	—	—	—	—	—	
		K F	16,052	—	—	—	2	2	—	—	—	—	—	—	—	—	—	—	—	—	—	—	—	—	—	1	
Haran	Şehir Ville	E H K F	5,279	—	—	—	1	—	—	—	—	—	—	—	—	—	—	—	—	—	—	—	—	—	—	—	
		K F	5,087	—	—	—	—	—	—	—	—	—	—	—	—	—	—	—	—	—	—	1	—	—	—	—	
Hilvan	Şehir Ville	E H K F	6,031	—	—	—	—	—	—	—	—	—	—	—	—	—	—	—	—	—	—	—	—	—	—	3	
		K F	6,101	—	—	—	—	—	—	—	—	—	—	—	—	—	—	—	—	—	—	—	—	—	—	—	
Siverek	Şehir Ville	E H K F	7,099	—	—	—	—	—	—	—	—	—	—	—	—	—	—	—	—	—	—	1	—	—	—	—	
		K F	7,861	—	—	—	1	—	—	—	—	—	—	—	—	—	—	—	—	—	—	—	—	—	—	—	
Yekân Total	Köyler Villages	E H K F	12,877	—	—	—	—	—	—	—	—	—	—	—	—	—	—	—	—	—	—	—	—	—	—	—	
		K F	13,950	—	—	—	—	—	—	—	—	—	—	—	—	—	—	—	—	—	—	—	—	—	—	1	
Sürüç	Şehir Ville	E H K F	19,976	—	—	—	—	—	—	—	—	—	—	—	—	—	—	—	—	—	—	1	—	—	—	—	
		K F	21,811	—	—	—	1	—	—	—	—	—	—	—	—	—	—	—	—	—	—	—	—	—	—	1	
Sürüç	Şehir Ville	E H K F	9,447	—	—	—	—	—	—	—	—	—	—	—	—	—	—	—	—	—	—	—	—	—	—	—	
		K F	9,184	—	—	—	1	—	—	—	—	—	—	—	—	—	—	—	—	—	—	—	—	—	—	—	

KAZALAR Cazas	Cinsiyet Sexes	Türkiye	Efganistan	Mısır	Irak	İran	Suriye	Sair Afrika Asya memleketleri	Almanya	Arnavutluk	İngiltere	Avusturya	Belçika	Bulgaristan	Fransa	Yunanistan	Macaristan	İtalya	Lehistan	Romanya	Rusya	Sırbistan	Sair Avrupa memleketleri	Amerika	Meçhul
		Turquie	Afghanistan	Egypte	Irak	Persie	Syrie	Autres pays d'Afrique et d'Asie	Allemagne	Albanie	Angleterre	Autriche	Belgique	Bulgarie	France	Grèce	Hongrie	Italie	Pologne	Roumanie	Russie	Serbie	Autres pays d'Europe	Amerique	Inconnu
Viranşehir	E	3,575	—	—	—	—	—	—	—	—	—	—	—	—	—	—	—	—	—	—	—	—	—	—	—
	H	3,231	—	—	—	—	—	—	—	—	—	—	—	—	—	—	—	—	—	—	1	—	—	—	—
Yaylak	E	8,642	—	—	—	—	—	—	—	—	—	—	—	—	—	—	—	—	—	—	—	—	—	—	1
	H	8,643	—	—	—	—	—	—	—	—	—	—	—	—	—	—	—	—	—	—	—	—	—	—	—
YEKÜN Total	E	97,702	—	—	—	1	9	1	—	—	—	—	—	1	—	—	1	—	—	—	4	—	—	—	6
	H	99,126	—	—	—	—	9	2	—	—	—	—	—	1	—	—	—	1	—	—	2	—	—	—	2
Umumi yekün Total général		196,828	—	—	—	1	18	3	—	—	—	—	—	2	—	—	1	1	—	—	6	—	—	—	8


VİLAYET : VAN

Van	E	9,657	—	3	—	1,063	1	—	—	—	—	—	—	—	1	—	—	—	—	—	1,093	—	—	—	1
	H	8,707	—	—	4	800	—	—	—	—	—	—	—	—	—	—	—	—	—	—	1,174	—	—	—	9
Başkale	E	2,442	—	—	4	71	—	—	—	—	—	—	—	—	—	—	—	—	—	—	—	1	—	—	1
	H	2,593	—	—	4	58	—	—	—	—	—	—	—	—	—	—	—	—	—	—	1	—	—	—	—
Erciş	E	9,386	—	—	—	21	—	—	—	—	—	—	—	—	—	—	—	—	—	—	150	—	—	—	—
	H	8,620	—	—	—	17	—	—	—	—	—	—	—	—	—	—	—	—	—	—	167	—	—	—	—
Gevaş	E	5,703	—	—	—	6	—	—	—	—	—	—	—	—	—	—	—	—	—	—	31	—	—	—	—
	H	5,445	—	—	—	—	—	—	—	—	—	—	—	—	—	—	—	—	—	—	116	—	—	—	—
Mahmudi	E	3,869	—	—	—	273	—	—	—	—	—	—	—	—	—	—	—	—	—	—	—	—	—	—	—
	H	3,190	—	—	—	350	—	—	—	—	—	—	—	1	—	—	—	—	—	—	—	—	—	—	—

KADRO VI
CADRE

Nüfusun mahalli tevellüt itibarile inkısamı
Répartition de la population d'après les pays de naissance
VİLAYET : VAN (Mabat - Suite)

KAZALAR Cazas	Cinsl- yet Sexes	Türki-ye	Ef- ga- nis- tan	Mı- sır	İrak	İran	Su- ri- ye	Sair Afrika Asya mem- leket- leri	Al- ma- nya	Ar- na- vut- luk	İn- gl- tere	A- vus- tur- ya	Bel- çika	Bul- ga- ris- tan	Frans- sa	Yu- na- nis- tan	Ma- ca- ris- tan	İtal- ya	Le- his- tan	Ro- man- ya	Rus- ya	Sır- bis- tan	Sair avrupa mem- leket- leri	A- me- ri- ka	Meç- hul	
		Tur- quie	Af- gha- nis- tan	E- gyp- te	İrak	Per- se	Sy- rie	Autres pays d'Afrique et d'Asie	Al- le- ma- gne	Al- ba- nie	An- gle- terre	Aut- riche	Bel- gi- que	Bul- ga- rie	Frans- ce	Grè- ce	Hon- grie	İtal- ie	Pol- ogne	Rou- man- ie	Rus- sie	Ser- bie	Autres pays d'Eu- rope	A- mé- ri- que	In- con- nu	
Muradiye	E H K F	3,995	—	—	—	32	—	—	—	—	—	—	—	—	—	—	—	—	—	—	—	2	—	—	—	—
	K F	2,875	—	—	—	—	—	—	—	—	—	—	—	—	—	—	—	—	—	—	—	—	—	—	—	—
Şitak	E H K F	1,719	—	—	—	—	—	—	—	—	—	—	—	—	—	—	—	—	—	—	—	—	—	—	—	—
	K F	1,669	—	—	—	4	—	—	—	—	—	—	—	—	—	—	—	—	—	—	—	—	—	—	—	—
YEKÜN Total	E H K F	36,771	—	3	4	1,466	1	—	—	—	—	—	—	—	1	—	—	—	—	—	—	1,276	1	—	—	2
	K F	33,099	—	—	8	1,229	—	—	—	—	—	—	—	—	1	—	—	—	—	—	—	1,458	—	—	—	9
Umumi yekün Total général		69,870	—	3	12	2,695	1	—	—	—	—	—	—	—	2	—	—	—	—	—	—	2,734	1	—	—	11



FİHRİST

TABLE DES MATIÈRES

UMUMİ HULÂSA RÉSUMÉ GÉNÉRAL

1 — Kaza ve vilâyet itibarıyla nüfus miktarı, mesahai sathıye, nüfus kesafeti ve mevaki adedi
Population par cazas et vilayets, etendue territoriale, habitants par kilomètre carré, nombre des localités

VİLÂYETLER Vilayets	Sayfa Pages
Adana	II
Afyonkarahisar	"
Aksaray	"
Amasya	"
Ankara	"
Antalya	III
Artvin	"
Aydın	"
Balıkesir	"
Bayazıt	IV
Bilecik	"
Bitlis	"
Bolu	V
Burdur	"
Bursa	"
Cebelibereket	"
Çanakkale	"
Çankırı	VI
Çorum	"
Denizli	"
Diyarbakır	"
Edirne	VII
Elâziz	"
Erzincan	"
Erzurum	"
Eskişehir	VIII
Gaziantep	"
Giresun	"

VİLÂYETLER vilayets	Sayfa Pages
Gümüşane	VIII
Hakâri	"
İçel	IX
Isparta	"
İstanbul	"
İzmir	"
Kars	X
Kastamonu	"
Kayseri	XI
Kırklareli	"
Kırşehir	"
Kocaeli	"
Konya	XII
Kütahya	"
Malatya	"
Manisa	XIII
Maraş	"
Mardin	"
Mersin	"
Muğla	XIV
Niğde	"
Ordu	"
Rize	"
Samsun	"
Siirt	"
Sinop	XV
Sivas	"
Şebinkarahisar	"
Tekirdağ	XVI
Tokat	"
Trabzon	"
Urfa	"
Van	XVII
Yozgat	"
Zonguldak	"

MUFASSAL NETİCELER
RÉSULTATS DÉTAILLÉS

2 — VİLÂYET İTİBARİLE İCMAL
RÉPARTITION PAR VILAYETS

KADRO Nüfusun halimedeni, ve yaş grupları
itibarile inkıamı
CADRE I Répartition de la population d'après l'état
civil et les groupes d'âges

<u>VİLÂYETLER</u> Vilayets	Sayfa Pages
Adana	XX
Afyonkarahisar	"
Aksaray	"
Amasya	"
Ankara	"
Antalya	XXI
Artvin	"
Aydın	"
Bahkesir	"
Bayazıt	"
Bilecik	XXII
Bitlis	"
Bolu	"
Burdur	"
Bursa	"
Cebelibereket	XXIII
Çanakkale	"
Çankırı	"
Çorum	"
Denizli	"
Diyarbakir	XXIV
Edirne	"
Elâziz	"
Erzincan	"
Erzurum	"
Eskişehir	XXV
Gaziyıntap	"
Giresun	"
Gümüşane	"
Hakâri	"
İçel	XXVI
Isparta	"
Istanbul	"

VİLÂYETLER
Vilayets

Sayfa
Pages

İzmir	XXVI
Kars	"
Kastamonu	XXVII
Kayseri	"
Kırklareli	"
Kırşehir	"
Köcaeli	"
Konya	XXVIII
Kütahya	"
Malatya	"
Manisa	"
Maraş	"
Mardin	XXIX
Mersin	"
Muğla	"
Niğde	"
Ordu	"
Rize	XXX
Samsun	"
Siirt	"
Sinop	"
Sivas	"
Şebinkarahisar	XXXI
Tekirdağ	"
Tokat	"
Trabzon	"
Urfa	"
Van	XXXII
Yozgat	"
Zonguldak	"

KADRO Nüfusun meslekler ve tahsil
itibarile inkıamı
CADRE II Répartition de la population d'après
les professions et l'instruction

Adana	XXXIV
Afyonkarahisar	"
Aksaray	"
Amasya	"
Ankara	"

VİLÂYETLER Vilayets	Sayfa Pages
Antalya	XXXV
Artvin	"
Aydın	"
Balıkesir	"
Bayazıt	"
Bilecik	XXXVI
Bitlis	"
Bolu	"
Burdur	"
Bursa	"
Cebelibereket	XXXVII
Çanakkale	"
Çankırı	"
Çorum	"
Denizli	"
Diyarbakır	XXXVIII
Edirne	"
Elâziz	"
Erzincan	"
Erzurum	"
Eskişehir	XXXIX
Gaziyaıntap	"
Giresun	"
Gümüşane	"
Hakâri	"
İçel	XL
İsparta	"
İstanbul	"
İzmir	"
Kars	"
Kastamonu	XLI
Kayseri	"
Kırklareli	"
Kırşehir	"
Kocaeli	"
Konya	XLII
Kütahya	"
Malatya	"
Manisa	"
Maraş	"
Mardin	XLIII
Mersin	"
Muğla	"
Niğde	"
Ordu	"

VİLÂYETLER Vilayets	Sayfa Pages
Rize	XLIV
Samsun	"
Siirt	"
Sinop	"
Sivas	"
Şebinkarahisar	XLV
Tekirdağ	"
Tokat	"
Traşzon	"
Urfa	"
Van	XLVI
Yozgat	"
Zonguldak	"

KADRO Nüfusun dinler ve maluliyetler
itibarile inkısamı
III Répartition de la population d'après
les religions — Relevé des infirmités
CADRE

Adana	XLVIII
Afyonkarahisar	"
Aksaray	"
Amasya	"
Ankara	"
Antalya	XLIX
Artvin	"
Aydın	"
Balıkesir	"
Bayazıt	"
Bilecik	L
Bitlis	"
Bolu	"
Burdur	"
Bursa	"
Cebelibereket	LI
Çanakkale	"
Çankırı	"
Çorum	"
Denizli	"
Diyarbakır	LII
Edirne	"

VİLÂYETLER
Vilayets

Şayfa
Pages

Elâziz	LII
Erzincan	"
Erzurum	"
Eskişehir	LIII
Gaziyıntap	"
Giresun	"
Gümüşane	"
Hakâri	"
İçel	LIV
İsparta	"
İstanbul	"
İzmir	"
Kars	"
Kastamonu	LV
Kayseri	"
Kırklareli	"
Kırşehir	"
Kocaeli	"
Konya	LVI
Kütahya	"
Malatya	"
Manisa	"
Maraş	"
Mardin	LVII
Mersin	"
Muğla	"
Niğde	"
Ordu	"
Rize	LVIII
Samsun	"
Siirt	"
Sinop	"
Sivas	"
Şebinkarahisar	LIX
Tekirdağ	"
Tokat	"
Trabzon	"
Urfa	"
Van	LX
Yozgat	"
Zonguldak	"

KADRO

Nüfusun ana lisanı itibarile inkişamı

CADRE

IV

Répartition de la population d'après
les langues maternelles

VİLÂYETLER
Vilayets

Sayfa
Pages

Adana	LXII
Afyonkarahisar	"
Aksaray	"
Amasya	"
Ankara	"
Antalya	LXIII
Artvin	"
Aydın	"
Balıkesir	"
Bayazıt	"
Bilecik	LXIV
Bitlis	"
Bolu	"
Burdur	"
Bursa	"
Cebelibereket	LXV
Çanakkale	"
Çankırı	"
Çorum	"
Denizli	"
Diyarbakir	LXVI
Edirne	"
Elâziz	"
Erzincan	"
Erzurum	"
Eskişehir	LXVII
Gaziyıntap	"
Giresun	"
Gümüşane	"
Hakâri	"
İçel	LXVIII
İsparta	"
İstanbul	"
İzmir	"
Kars	"
Kastamonu	LXIX
Kayseri	"
Kırklareli	"
Kırşehir	"
Kocaeli	"
Konya	LXX

VİLÂYETLER Vilayets	Sayfa Pages
Kütahya	LXX
Malatya	"
Manisa	"
Maraş	"
Mardin	LXXI
Mersin	"
Muğla	"
Niğde	"
Ordu	"
Rize	LXXII
Samsun	"
Siirt	"
Sinop	"
Sivas	"
Şebinkarahisar	LXXIII
Tekirdağ	"
Tokat	"
Trabzon	"
Urfa	"
Van	LXXIV
Yozgat	"
Zonguldak	"

KADRO V Nüfusun tabiiyet itibarile inkısamı
CADRE Répartition de la population d'après les pays de nationalités

Adana	LXXVI
Afyonkarahisar	"
Aksaray	"
Amasya	"
Ankara	"
Antalya	LXXVII
Artvin	"
Aydın	"
Balıkesir	"
Bayazıt	"
Bilecik	LXXVIII
Bitlis	"
Bolu	"
Burdur	"
Bursa	"
Cebelibereket	LXXIX
Çanakkale	"
Çankırı	"

VİLÂYETLER Vilayets	Sayfa Pages
Çorum	LXXXIX
Denizli	"
Diyarbakır	LXXX
Edirne	"
Elâziz	"
Erzincan	"
Erzurum	"
Eskişehir	LXXXI
Gaziyıntap	"
Giresun	"
Gümüşane	"
Hakâri	"
İçel	LXXXII
Isparta	"
Istanbul	"
İzmir	"
Kars	"
Kastamonu	LXXXIII
Kayseri	"
Kırklareli	"
Kırşehir	"
Kocaeli	"
Konya	LXXXIV
Kütahya	"
Malatya	"
Manisa	"
Maraş	"
Mardin	LXXXV
Mersin	"
Muğla	"
Niğde	"
Ordu	"
Rize	LXXXVI
Samsun	"
Siirt	"
Sinop	"
Sivas	"
Şebinkarahisar	LXXXVII
Tekirdağ	"
Tokat	"
Trabzon	"
Urfa	"
Van	LXXXVIII
Yozgat	"
Zonguldak	"

KADRO Nüfusun mahali tevellüt itibarile
VI inkısamı
CADRE - Répartition de la population d'après
les pays de naissance

VİLÂYETLER Vilayets	Sayfa Pages
Adana	XC
Aiyonkarahisar	"
Aksaray	"
Amasya	"
Ankara	"
Antalya	XCI
Artvin	"
Aydın	"
Balıkesir	"
Bayazıt	"
Bilecik	XCII
Bitlis	"
Bolu	"
Burdur	"
Bursa	"
Cebelibereket	XCIII
Çanakkale	"
Çankırı	"
Çorum	"
Denizli	"
Diyarbakır	XCIV
Edirne	"
Elâziz	"
Erzincan	"
Erzurum	"
Eskişehir	XCV
Gaziantep	"
Giresun	"
Gümüşane	"

VİLÂYETLER Vilayets	Sayfa Pages
Hakâri	XCV
İçel	XCVI
İsparta	"
İstanbul	"
İzmir	"
Kars	"
Kastamonu	XCVII
Kayseri	"
Kırklareli	"
Kırşehir	"
Kocaeli	"
Konya	XCVIII
Kütahya	"
Malatya	"
Manisa	"
Maraş	"
Mardin	XCIX
Mersin	"
Muğla	"
Niğde	"
Ordu	"
Rize	C
Samsun	"
Siirt	"
Sinop	"
Sivas	"
Şebinkarahisar	CI
Tekirdağ	"
Tokat	"
Trabzon	"
Urfa	"
Van	CII
Yozgat	"
Zonguldak	"

MUFASSAL NETİCELER

RÉSULTATS DÉTAILLÉS

3- Kaza ve vilâyet itibarile mufassal tablolar
Tableau détaillés par cazas et vilayets

A. Marmara ve adalar denizi sahil vilâyetleri

VILAYETS DES CÔTES DES MERS DE
MARMARA ET D'EGÉE

KADRO I Nüfusun halimedeni, yaş grupları
ve tahsil itibarile inkısamı
CADRE I Répartition de la population d'après l'état
civil, les groupes d'âges et l'instruction

VILÂYETLER Vilayets	Sayfa Pages
Aydın	2
Balıkesir	3
Bursa	5
Çanakkale	7
İzmir	8
Manisa	10
Muğla	12

KADRO II Nüfusun meslekler itibarile inkısamı
CADRE II Répartition de la population d'après
les professions

Aydın	16
Balıkesir	17
Bursa	19
Çanakkale	21
İzmir	22
Manisa	24
Muğla	26

KADRO III Nüfusun dinler ve maluliyetler
itibarile inkısamı
CADRE III Répartition de la population d'après
les religions-relevé des infirmités

Aydın	30
Balıkesir	31
Bursa	33
Çanakkale	35
İzmir	36
Manisa	38
Muğla	40

KADRO IV Nüfusun ana lisanı itibarile
inkısamı
CADRE IV Répartition de la population d'après
les langues maternelles

VILÂYETLER Vilayets	Sayfa Pages
Aydın	44
Balıkesir	45
Bursa	47
Çanakkale	49
İzmir	50
Manisa	52
Muğla	54

KADRO V Nüfusun tabiiyet itibarile inkısamı
CADRE V Répartition de la population d'après les
pays de nationalité

Aydın	58
Balıkesir	59
Bursa	60
Çanakkale	62
İzmir	62
Manisa	64
Muğla	65

KADRO VI Nüfusun mahali tevellüt
itibarile inkısamı
CADRE VI Répartition de la population d'après les
pays de naissance

Aydın	68
Balıkesir	69
Bursa	71
Çanakkale	73
İzmir	74
Manisa	76
Mugla	78

B. Garbî anadolu Vilâyetleri
VILAYETS DE L'ANATOLIE OCCIDENTALE

KADRO I Nüfusun halimedeni, yaş grupları ve tahsil itibarile inkısamı
CADRE Répartition de la population d'après l'état civil, les groupes d'âges et l'instruction

VILÂYETLER Vilayets	Sayfa Pages
Bilecik	82
Bolu	82
Burdur	83
Denizli	84
Isparta	85
Kütahya	86

KADRO II Nüfusun meslekler itibarile inkısamı
CADRE Répartition de la population d'après les professions

Bilecik	90
Bolu	90
Burdur	91
Denizli	92
Isparta	93
Kütahya	94

KADRO III Nüfusun dinler ve maluliyetler itibarile inkısamı
CADRE Répartition de la population d'après les religions—relevé des infirmités

Bilecik	98
Bolu	98
Burdur	99
Denizli	100
Isparta	101
Kütahya	102

KADRO IV Nüfusun ana lisanı itibarile inkısamı
CADRE Répartition de la population d'après les langues maternelles

VILÂYETLER Vilayets	Sayfa Pages
Bilecik	106
Bolu	106
Burdur	107
Denizli	108
Isparta	109
Kütahya	110

KADRO V Nüfusun tabiiyet itibarile inkısamı
CADRE Répartition de la population d'après les pays de nationalité

Bilecik	114
Bolu	114
Burdur	115
Denizli	115
Isparta	116
Kütahya	117

KADRO VI Nüfusun mahali tevellüt itibarile inkısamı
CADRE Répartition de la population d'après les pays de naissance

Bilecik	120
Bolu	120
Burdur	121
Denizli	122
Isparta	123
Kütahya	124

C. Akdeniz sahil vilâyetleri

VILAYETS DE LA CÔTE DE LA MEDITERRANÉE

KADRO I Nüfusun halimedeni, yaş grupları ve tahsil itibarile inkısamı
CADRE Répartition de la population d'après l'état civil, les groupes d'âges et l'instruction

VILÂYETLER Vilayets	Sayfa Pages
Adana	128
Antalya	129
Cebelibereket	130
İçel	131
Mersin	132

KADRO II Nüfusun meslekler itibarile inkısamı
CADRE Répartition de la population d'après les professions

Adana	134
Antalya	135
Cebelibereket	136
İçel	137
Mersin	138

KADRO III Nüfusun dinler ve maluliyetler itibarile inkısamı
CADRE Répartition de la population d'après les religions— relevé des infirmités

Adana	140
Antalya	141
Cebelibereket	142
İçel	143
Mersin	144

KADRO IV Nüfusun ana lisani itibarile inkısamı
CADRE Répartition de la population d'après les langues maternelles

VILÂYETLER Vilayets	Sayfa Pages
Adana	146
Antalya	147
Cebelibereket	148
İçel	149
Mersin	150

KADRO V Nüfusun tabiiyet itibarile inkısamı
CADRE Répartition de la population d'après les pays de nationalité

Adana	152
Antalya	152
Cebelibereket	153
İçel	154
Mersin	154

KADRO VI Nüfusun mahali tevellüt itibarile inkısamı
CADRE Répartition de la population d'après les pays de naissance

Adana	158
Antalya	159
Cebelibereket	160
İçel	161
Mersin	162

D. Şarkî ve Cenubî şarkî Anadolu vilâyetleri

Vilâyet de l'Anatolie Orientale et de l'Anatolie du Sud-Est

KADRO I Nüfusun halimedeni, yaş grupları ve tahsil itibarile inkısamı
CADRE Répartition de la population d'après l'état civil, les groupes d'âges et l'instruction

VİLÂYETLER Vilayets	Sayfa Pages
Bayazıt	164
Bitlis	165
Diyarbakır	166
Elâziz	167
Erzincan	169
Erzurum	170
Gaziyıntap	171
Gümüşane	172
Hakâri	172
Malatya	173
Kars	175
Maraş	176
Mardin	177
Siirt	178
Şebinkarahisar	179
Urfa	180
Van	182

KADRO II Nüfusun meslekler itibarile inkısamı
CADRE Répartition de la population d'après les professions

Bayazıt	186
Bitlis	187
Diyarbakır	188
Elâziz	189
Erzincan	190
Erzurum	192
Gaziyıntap	193

VİLÂYETLER Vilayets	Sayfa Pages
Gümüşane	194
Hakâri	195
Kars	196
Malatya	197
Maraş	198
Mardin	199
Siirt	201
Şebinkarahisar	202
Urfa	203
Van	204

KADRO III Nüfusun dinler ve maluliyetler itibarile inkısamı
CADRE Répartition de la population d'après les religions-relevé des infirmités

Bayazıt	208
Bitlis	209
Diyarbakır	210
Elâziz	211
Erzincan	212
Erzurum	214
Gaziyıntap	215
Gümüşane	216
Hakâri	217
Kars	218
Malatya	219
Maraş	220
Mardin	221
Siirt	223
Şebinkarahisar	224
Urfa	225
Van	226

KADRO IV Nüfusun ana lisanı itibarile inkısamı
CADRE Répartition de la population d'après les langues maternelles

Bayazıt	230
Bitlis	231
Diyarbakır	232

VİLÂYETLER Vilayets	Sayfa Pages
Elâziz	233
Erzurum	234
Erzincan	236
Gaziyıntap	237
Gümüşane	238
Hakâri	239
Kars	240
Malatya	241
Maraş	242
Mardin	243
Siirt	245
Şebinkarahisar	246
Urfa	247
Van	248

KADRO V Nüfusun tabiiyet itibarile inkişamı
CADRE Répartition de la population d'après les pays de nationalité

Bayazıt	252
Bitlis	252
Diyarbakir	253
Elâziz	253
Erzurum	254
Erzincan	255
Gaziyıntap	255
Gümüşane	256
Hakâri	257
Kars	258

VİLÂYETLER Vilayets	Sayfa Pages
Malatya	258
Maraş	259
Mardin	260
Siirt	260
Şebinkarahisar	261
Urfa	262
Van	263

KADRO VI Nüfusun mahali tevellüt itibarile inkişamı

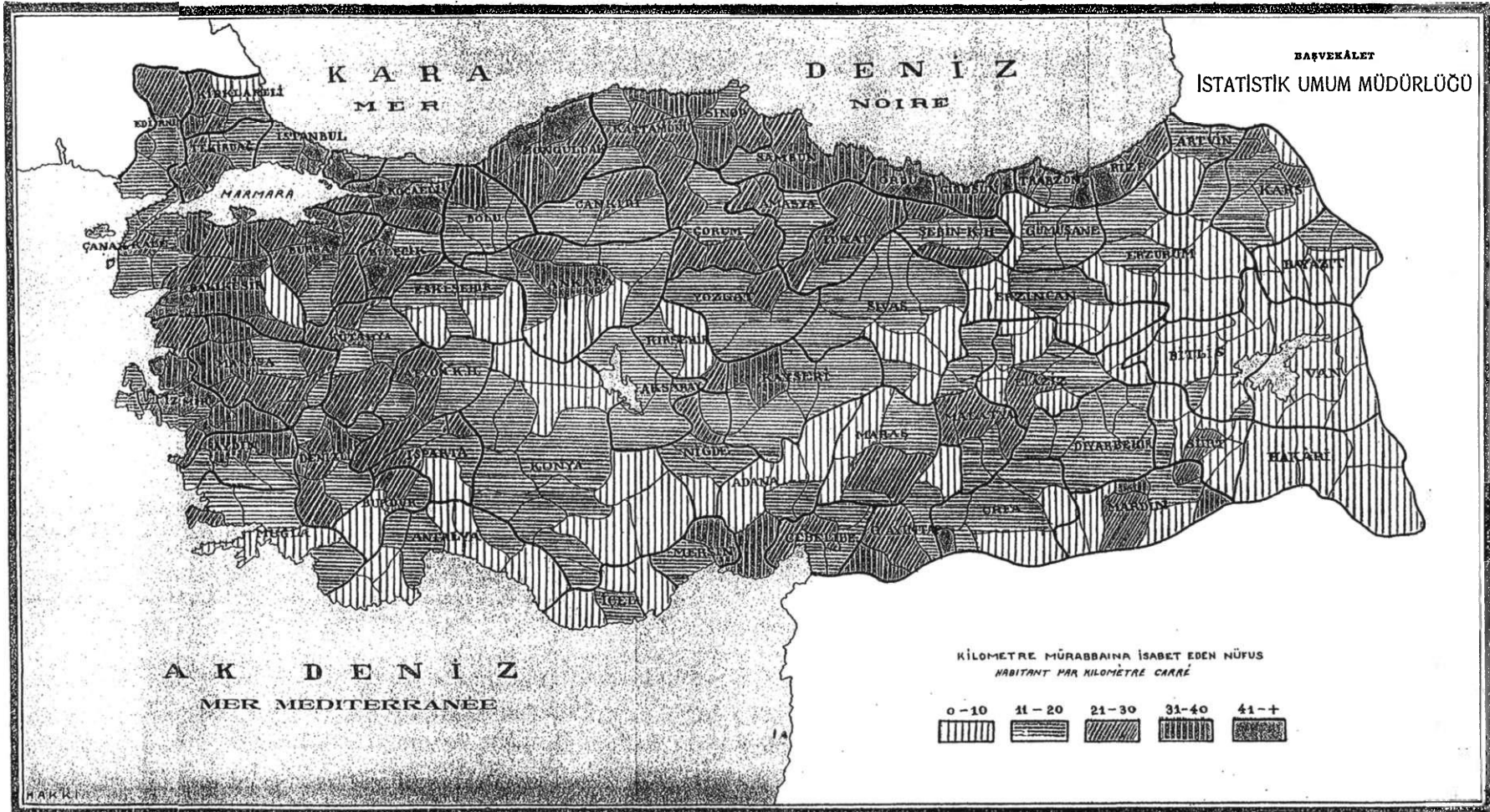
CADRE VI Répartition de la population d'après les pays de naissance

Bayazıt	266
Bitlis	267
Diyarbakir	268
Elâziz	269
Erzurum	270
Erzincan	272
Gaziyıntap	273
Gümüşane	274
Hakâri	275
Kars	276
Malatya	277
Maraş	278
Mardin	279
Siirt	281
Şebinkarahisar	282
Urfa	283
Van	284



1927 UMUMİ NÜFUS TAHRİRİNE NAZAREN VİLİYET VE KAZALAR İTİBARİLE NÜFUS KESAFETİ HARİTASI

KARTE INDIQUANT LA DENSİTÉ DE LA POPULATION PAR VILAYETS ET CAZAS D'APRÈS LE RECENSEMENT OÉNÉRAL DE 1927



TÜRKİYE CÜMHURİYETİ
BAŞ VEKÂLET
İSTATİSTİK UMUM MÜDÜRLÜĞÜ

28 TEŞRİNİVEL 1927

UMUMİ NÜFUS TAHRİRİ

FASİKÜL II

MUFASSAL NETİCELER

1 - MERKEZİ ANADOLU VİLÂYETLERİ, 2 - İSTANBUL VE TÜRKİYE AVRUPASI, 3 - KARADENİZ SAHİL VİLÂYETLERİ

RÉPUBLIQUE TURQUE — PRÉSIDENTE DU CONSEIL
OFFICE CENTRAL DE STATISTIQUE

RECENSEMENT GÉNÉRAL DE LA POPULATION

AU 28 OCTOBRE 1927

FASICULE II

RÉSULTATS DÉTAILLÉS POUR LES VILAYETS

1 - DE L'ANATOLIE CENTRALE, 2 - DE LA TURQUIE D'EUROPE ET DE STAMBOUL, 3 - DE LA MER NOIRE

7^{me} PUBLICATION DE
L'OFFICE CENTRAL DE
STATISTIQUE

İSTATİSTİK UMUM MÜDÜR-
LÜĞÜ NEŞRİYATINDAN:
7

ANKARA
1929

HÜSNÜTABİAT MATBAASI - IMPRIMERIE HUSNUTABIAT
İSTANBUL

YANLIŞ, DOĐRU CETVELİ

ERRATA

SAYFA	RAKAM SÜTUNU	SATIR	YANLIŞ	DOĐRU	SAYFA	RAKAM SÜTUNU	SATIR	YANLIŞ	DOĐRU
PAGE	COLONNE DES CHIFFRES	LIGNE	AU LIEU DE	LIRE	PAGE	COLONNE DES CHIFFRES	LIGNE	AU LIEU DE	LIRE
12	11	9	19,646	19,246	54	7	14	—	1
13	18	4	14,016	14,919	"	"	15	1	—
33	13	9	1,332	1,382	78	19	6	2,480	2,456
36	16	13	138	113	111	10	3	139,143	149,143
"	"	14	13	38	119	3	16	—	1
39	"	8	86	60	125	13	2	33	133
"	3	15	92	29	131	1	11	11,473	114,732
41	16	12	811	118	139	18	9	16,034	16,043
42	12	8	84	48	"	3	10	12,148	12,948
50	10	14	21	12	"	8	10	1,023	1,623
53	14	4	289	298	142	15	6	1,928	1,926
"	11	9	191	911					



Kadro I

CADRE

NÜFUSUN HALİMEDENİ, YAŞ GRUPLARI VE TAHSİL İTİBARİLE İNKISAMI

RÉPARTITION DE LA POPULATION D'APRÈS L'ÉTAT CIVIL,
LES GROUPES D'AGES ET L'INSTRUCTION

A. — MERKEZİ ANADOLU VİLÂYETLERİ

VILAYETS DE L'ANATOLIE CENTRALE

Ankara	Angora	Yozgat	Yozgat
Eskişehir	Eskichehir	Çankırı	Tchankiri
Afyonkarahisar	Afionkarahisar	Çorum	Tchoroum
Konya	Konia	Amasya	Amassia
Aksaray	Aksarail	Tokat	Tokat
Niğde	Nigde	Kayseri	Kaisseri
Kırşehir	Kirchehir	Sivas	Sivas

KADRO I
CADRE

Nüfusun halimedeni, yaş grupları ve tahsil itibarile inkısamı
Répartition de la population d'après l'état civil, les groupes d'âges et l'instruction.

VİLAYET : ANKARA

KAZALAR Cazas	Cinsiyet Sexes	Nüfusu mevcudede Population présente	HALİMEDENİ Etat civil					YAŞ GRUPLARI — Groupes d'âges										Okumak bilen ve bilmeyen Sachant lire		
			Bekâr Célibataires	Evli Mariés	Dul Veufs	Boş Divorcés	Meçhul Inconnus	1 Yaşından küçük Moins de 1 an	1 ^{ve} et 2	3-6	7-12	13-19	20-45	46-60	61-70	71 ^{ve} et +	Yaş meçhul Age inconnu	Bilen Oui	Bilmeyen Non	
Ankara	Şehir Ville	E(*)	49,348	22,537	26,014	538	197	62	947	1,465	2,149	2,400	6,788	30,608	4,125	609	208	49	21,491	27,857
		H	25,205	10,405	10,722	3,756	310	12	882	1,456	2,013	2,329	3,670	11,056	2,679	740	365	15	7,194	18,011
	Köyler Villages	E	16,158	9,215	6,729	182	23	9	1,157	1,424	1,663	1,850	2,751	5,323	1,313	517	145	15	1,188	14,970
		H	16,870	7,516	6,918	2,346	68	22	965	1,266	1,626	1,655	2,326	6,507	1,858	422	223	22	206	16,664
Yekân Total	E	65,506	31,752	32,743	720	220	71	2,104	2,889	3,812	4,250	9,539	35,931	5,438	1,126	353	64	22,679	42,827	
	H	42,075	17,921	17,640	6,102	378	34	1,847	2,722	3,639	3,984	5,996	17,563	4,537	1,162	588	37	7,400	34,675	
Ayaş	E	10,294	5,556	4,592	117	20	9	664	954	1,257	1,146	1,364	3,471	920	390	123	5	1,558	8,736	
	H	12,106	4,686	5,274	2,029	109	8	553	833	1,120	1,082	1,441	4,992	1,425	387	259	14	284	11,822	
Balâ	E	12,804	7,505	5,113	162	14	10	862	1,160	1,678	1,559	1,826	4,206	1,022	334	140	17	654	12,150	
	H	13,824	6,238	5,934	1,582	60	10	666	1,022	1,497	1,414	1,796	5,479	1,371	344	209	26	57	13,767	
Beypazarı	E	9,294	4,906	4,283	81	18	6	560	904	1,004	965	1,416	3,044	929	340	120	12	1,120	8,174	
	H	11,335	4,393	4,876	1,911	119	36	456	811	1,038	892	1,503	4,597	1,436	327	259	16	182	11,153	
Çubuk	E	12,532	7,145	5,231	129	21	6	789	1,310	1,563	1,610	2,121	3,561	1,087	344	131	16	542	11,990	
	H	13,506	6,162	5,665	1,624	55	—	580	1,099	1,449	1,406	2,050	5,101	1,303	341	170	7	36	13,470	
Haymana	E	14,521	8,330	6,008	171	10	2	711	1,446	1,753	1,805	2,115	4,904	1,259	348	177	3	665	13,856	
	H	14,758	6,410	6,596	1,698	52	2	602	1,210	1,654	1,327	1,861	6,236	1,283	347	231	7	37	14,721	
Kalecik	E	17,999	9,698	8,068	204	21	8	1,046	1,962	2,229	1,839	2,783	5,889	1,475	561	206	9	1,172	16,827	
	H	20,720	8,715	9,139	2,747	104	15	703	1,791	2,445	1,801	2,631	8,363	2,171	545	255	15	69	20,651	
Keskin	E	22,937	12,877	9,805	216	33	6	1,003	2,662	2,836	3,014	3,684	6,893	1,795	784	252	14	1,401	21,536	
	H	25,997	10,959	11,593	3,336	98	11	748	2,128	2,813	2,672	3,181	10,870	2,551	679	337	18	93	25,904	

[*] E = Erkek H = Hommes
K = Kadın F = Femmes

Nüfusun halimedeni, yaş grupları ve tahsil itibarıyla inkısamı

Répartition de la population d'après l'état civil, les groupes d'âges et l'instruction

KADRO I
CADRE

VİLÂYET : ANKARA (Mabat - Suite)

KAZALAR Cazas	Cinsiyet Sexes	Nüfusu mevcud Population présente	HALİMEDENİ Etat civil					YAŞ GRUPLARI — Groupes d'âges											Okumak bilen ve bilmeyen Sachant lire	
			Bekâr Célibataires	Evli Mariés	Dul Veufs	Boş Divorcés	Meçhul Inconnus	1 Yaşında küçük Mots de l'en	1-2	3-6	7-12	13-19	20-45	46-60	61-70	71 ve +	Yaş meçhul Age inconnu	Bilen Oui	Bilmeyen Non	
Nallıhan	E	6,648	3,542	2,989	99	7	11	290	719	638	659	1,112	2,159	688	273	82	28	451	6,197	
	K	7,589	2,969	3,267	1,245	77	31	256	632	608	613	1,040	2,938	1,002	303	169	28	57	7,532	
Polatlı	E	8,377	4,713	3,494	161	9	—	510	779	943	855	1,389	2,885	706	237	66	7	857	7,520	
	K	8,220	3,806	3,440	933	39	2	364	590	972	808	1,271	3,210	738	185	72	10	133	8,087	
Yabanabat	E	24,456	13,167	10,932	272	55	30	1,369	2,589	2,919	2,942	4,240	6,791	2,339	943	288	36	1,155	23,301	
	K	29,222	12,306	12,645	4,020	223	28	929	2,069	3,161	2,764	4,521	10,659	3,477	956	655	31	30	29,192	
YEKÜN Total	E	205,368	109,191	93,258	2,332	428	159	9,908	17,374	20,632	20,644	31,589	79,734	17,658	5,680	1,938	211	32,254	173,114	
	K	199,352	84,565	86,069	27,227	1,314	177	7,704	14,907	20,396	18,763	27,291	80,008	21,294	5,576	3,204	209	8,378	190,974	
Umumi yekün Total général		404,720	193,756	179,327	29,559	1,742	336	17,612	32,281	41,028	39,407	58,880	159,742	38,952	11,256	5,142	420	40,632	364,088	

VİLÂYET : ESKİŞEHİR

Eskişehir	Şehir Ville	E	16,644	8,738	7,603	228	72	3	640	920	1,402	1,492	2,361	7,245	1,821	559	195	9	6,851	9,793
		K	15,697	6,311	6,680	2,461	245	—	599	897	1,341	1,441	2,318	6,176	1,966	619	337	3	2,427	13,270
Eskişehir	Köyler Villages	E	23,805	13,404	10,045	294	55	7	1,318	2,038	2,501	2,752	4,021	7,616	2,385	826	300	48	2,004	21,801
		K	25,613	10,682	10,889	3,791	245	6	1,068	1,694	2,437	2,495	3,903	9,938	2,741	922	397	18	265	25,348
Eskişehir	Yekün Total	E	40,449	22,142	17,648	522	127	10	1,958	2,958	3,903	4,244	6,382	14,861	4,206	1,385	495	57	8,855	31,594
		K	41,310	16,993	17,569	6,252	490	6	1,667	2,591	3,778	3,936	6,221	16,114	4,707	1,541	734	21	2,692	38,618
Seyitgazi		E	8,304	4,731	3,430	119	24	—	499	859	899	1,034	1,400	2,448	779	289	84	13	1,157	7,147
		K	9,375	4,021	3,816	1,454	82	2	416	696	914	964	1,319	3,495	1,092	320	153	6	159	9,216
Sivrihisar		E	14,698	8,320	6,161	178	34	5	1,013	1,180	1,510	1,626	2,555	4,930	1,284	473	117	10	2,241	12,457
		K	16,765	7,332	6,613	2,636	176	8	916	1,169	1,520	1,532	2,504	6,478	1,900	526	208	12	195	16,570

KADRO I
CADRE

Nüfusun halîmedenî, yaş grupları ve tahsil itibarile inkişası
Répartition de la population d'après l'état civil, les groupes d'âges et l'instruction
VİLÂYET : ESKİŞEHİR (Mabat-Suite)

KAZALAR Cazas	Clas- yeyet Sexes	Nüfusu mevcu- de Population présente	HALİMEDENİ Etat civil					YAŞ GRUPLARI — Groupes d'âges											Okumak bilen ve bilmeyen Sachant lire	
			Bekâr Céli- ba- taires	Evli Ma- riés	Dul Veufs	Boş Divor- cés	Meç- hul Incon- nu	1 Ya- şından küçük Moins de 1 an	1 ve 2	3-6	7-12	13-19	20-45	46-60	61-70	71 ve +	yaşı meç- hul Age incon- nu	Bilen Oui	Bilmeyen Non	
Mihaliccik	E	11,129	6,391	4,534	185	19	—	735	1,183	1,073	1,298	1,951	3,344	1,086	329	125	5	1,537	9,592	
	H	12,302	5,481	4,967	1,753	101	—	503	1,046	986	1,138	1,729	5,039	1,322	365	166	8	226	12,076	
YEKÜN Total	E	74,580	41,584	31,773	1,004	204	15	4,205	6,180	7,385	8,202	12,288	25,583	7,355	2,476	821	85	13,790	60,790	
	H	79,752	33,827	32,965	12,095	849	16	3,502	5,502	7,198	7,570	11,773	31,126	9,021	2,752	1,261	47	3,272	76,480	
Umumi yekün Total général		154,332	75,411	64,738	13,099	1,053	31	7,707	11,682	14,583	15,772	24,061	56,709	16,376	5,228	2,082	132	17,062	137,270	

VİLÂYET : AFYONKARAHİSAR

Afyon- kara- hisar	Şehir Ville	E	12,394	6,223	5,997	124	46	4	520	608	984	1,037	1,750	5,794	1,206	347	11	3,666	8,728	
		H	11,028	4,413	4,435	2,009	169	2	480	603	928	1,014	1,814	4,069	1,413	426	271	10	714	10,314
	Köyler Villages	E	36,227	20,350	15,506	324	43	4	2,376	2,786	4,127	4,613	7,344	10,009	3,377	1,208	367	20	1,645	34,582
		H	42,614	17,022	18,030	7,182	369	11	2,142	2,295	3,674	3,828	7,004	16,080	5,360	1,478	723	30	66	42,548
Yekün Total	E	48,621	26,573	21,503	448	89	8	2,896	3,394	5,111	5,650	9,094	15,803	4,583	1,555	504	31	5,311	43,310	
	H	53,642	21,435	22,465	9,191	538	13	2,622	2,898	4,602	4,842	8,818	20,149	6,773	1,904	994	40	780	52,862	
Aziziye	E	20,513	11,800	8,410	278	23	2	1,280	1,849	2,469	2,533	3,758	5,886	1,811	711	213	3	969	19,544	
	H	23,564	10,609	9,925	2,892	138	—	1,204	1,590	2,430	2,350	3,652	8,779	2,493	715	342	9	65	23,499	
Bolvadin	E	18,020	10,020	7,700	238	59	3	1,051	1,508	1,762	2,047	3,404	5,868	1,652	567	156	5	2,483	15,537	
	H	21,218	8,613	9,050	3,346	208	1	944	1,331	1,773	1,874	3,393	8,452	2,506	687	250	8	132	21,086	
Dinar	E	16,379	8,805	7,370	171	28	5	957	1,699	1,668	1,735	3,152	5,074	1,421	506	150	17	1,564	14,815	
	H	19,800	7,988	8,445	3,194	165	8	889	1,563	1,664	1,571	3,184	7,827	2,212	522	340	28	196	19,604	
Sandıklı	E	16,865	9,036	7,591	208	28	2	1,208	1,526	1,686	1,617	3,234	5,199	1,565	627	198	5	1,709	15,156	
	H	20,755	8,198	8,589	3,719	242	7	948	1,425	1,779	1,354	3,263	8,084	2,678	750	460	14	154	20,601	

Nüfusun halimedeni, yaş grupları ve tahsil itibarile inkişami

Répartition de la population d'après l'état civil, les groupes d'âges et l'instruction

KADRO I
CADRE

VİLİYET : AFYONKARAHİSAR (Mabat - Suite)

KAZALAR Cazas	Cinsiyet Sexes	Nüfusu mevcutde Population présente	HALİMEDENİ Etat civil					YAŞ GRUPLARI — Groupes d'âges										Okumak bilen ve bilmeyen Sachant lire	
			Bekâr Célibataires	Evlî Mariés	Dul Veufs	Boş Divorcés	Meçhul Inconnus	1 Yaşından küçük Moins de 1 an	1-2	3-6	7-12	13-19	20-45	46-60	61-70	71 ve üstü	Yaşı meçhul Age inconnu	Bilen Oui	Bilmeyen Non
YEKÜN Total	E	120,398	66,234	52,574	1,343	227	20	7,392	9,976	12,696	13,582	22,642	37,830	11,032	3,966	1,221	61	12,036	108,362
	H K F	138,979	56,843	58,474	22,342	1,291	29	6,607	8,807	12,248	11,991	22,310	53,291	16,662	4,578	2,386	99	1,327	137,652
Umumî yekûn Total général		259,377	123,077	111,048	23,685	1,518	49	13,999	18,783	24,944	25,573	44,952	91,121	27,694	8,544	3,607	160	13,363	246,014

VİLİYET : KONYA

Konya	Şehir Ville	E	23,937	12,999	10,592	297	49	—	979	1,405	1,924	2,197	4,303	9,617	2,481	766	263	2	8,292	15,645
		H K F	23,559	10,087	9,354	3,853	265	—	858	1,197	1,924	2,247	3,687	9,221	2,987	948	485	5	2,624	20,935
	Köyler Villages	E	26,290	14,967	11,036	264	21	2	1,462	2,464	2,941	3,032	5,012	7,933	2,287	851	267	41	1,533	24,757
H K F		29,120	13,066	11,926	4,008	119	1	1,167	2,058	2,970	2,515	4,908	10,708	3,251	1,021	457	65	94	29,026	
Yekûn Total	E	50,227	27,966	21,628	561	70	2	2,441	3,869	4,865	5,229	9,315	17,550	4,768	1,617	530	43	9,825	40,402	
	H K F	52,679	23,153	21,280	7,861	384	1	2,025	3,255	4,894	4,762	8,595	19,929	6,238	1,969	942	70	2,718	49,961	
Akşehir	E	21,707	12,449	8,966	251	40	1	1,486	1,813	2,470	2,797	3,690	6,635	1,829	771	214	2	3,569	18,138	
	H K F	24,281	10,187	10,409	3,472	209	4	1,104	1,514	2,233	2,488	3,676	9,328	2,783	783	357	15	545	23,736	
Beyşehir	E	17,210	9,955	7,056	161	37	1	1,170	1,538	2,047	1,942	3,116	5,136	1,478	554	204	25	1,819	15,391	
	H K F	21,931	8,825	9,028	3,836	242	—	879	1,383	1,868	1,860	3,275	8,704	2,756	771	375	60	163	21,768	
Bozkır	E	16,317	9,571	6,571	153	22	—	1,040	1,560	1,810	1,857	3,159	4,195	1,957	511	218	10	1,253	15,064	
	H K F	19,127	8,026	7,679	3,148	268	6	785	1,380	1,685	1,624	2,976	7,386	2,334	583	347	27	78	19,049	
Cihanbeyli	E	10,033	5,983	3,968	78	4	—	767	986	1,333	1,208	2,060	2,502	836	265	71	5	229	9,804	
	H K F	10,542	4,823	4,685	1,016	18	—	544	731	1,228	1,031	1,644	3,917	1,047	263	127	10	15	10,527	
Çumra	E	18,019	10,213	7,581	197	27	1	1,042	1,464	1,840	2,024	3,601	6,050	1,414	435	107	42	1,371	16,648	
	H K F	19,047	8,116	8,093	2,726	110	2	791	1,291	1,748	1,590	3,097	7,848	1,912	475	217	78	73	18,914	

KADRO I
CADRE

Nüfusun halimedeni, yaş grupları ve tahsil itibarı ile inkişımı
Répartition de la population d'après l'état civil, les groupes d'âges et l'instruction
VİLİYET : KONYA (Mabat-Suite)

KAZALAR Cazas	Cinsiyet Sexes	Nüfusu mevcu- de Population présente	HALİMEDENİ Etat civil					YAŞ GRUPLARI — Groupes d'âges											Okumak bilen ve bilmeyen Sachant lire	
			Bekâr Céli- ba- taïres	Evli Ma- riés	Dul Veufs	Boş Divor- cés	Meç- hul Incon- nu	1 Ya- şından küçük Moins de 1 an	1 ^{ve} et 2	3-6	7-12	13-19	20-45	46-60	61-70	71 ^{ve} et +	Yaşı meç- hul Age Incon- nu	Bilen	Bilme- yen	
																		Oul	Non	
Ereğli	E	16,400	9,587	6,632	155	23	3	815	1,574	1,981	2,124	2,950	5,089	1,345	371	141	10	1,772	14,628	
	K	17,197	7,790	7,306	2,017	82	2	696	1,265	1,837	1,810	2,685	6,766	1,474	395	256	13	239	16,958	
Ermenek	E	12,828	7,487	5,148	135	54	4	671	1,053	1,359	1,677	2,311	3,792	1,316	446	180	23	633	12,195	
	K	15,942	6,612	6,174	2,819	336	1	586	945	1,294	1,459	2,389	6,186	2,037	578	423	45	35	15,907	
Hadım	E	9,860	5,753	4,009	79	19	—	305	1,183	1,194	1,295	1,819	2,695	815	344	195	15	610	9,250	
	K	11,924	4,726	4,811	2,184	202	1	181	871	1,091	1,117	1,982	4,603	1,391	427	241	20	39	11,885	
İğın	E	15,145	8,753	6,226	149	14	3	1,013	1,358	1,782	1,702	2,962	4,439	1,249	518	108	14	1,430	13,715	
	K	17,530	7,750	7,226	2,456	95	3	834	1,203	1,689	1,600	2,916	6,490	1,970	580	235	13	83	17,447	
Karaman	E	17,621	9,732	7,680	171	37	1	827	1,515	1,691	2,169	3,423	5,906	1,423	506	144	17	1,965	15,656	
	K	19,644	8,179	8,600	2,617	248	—	778	1,336	1,611	1,955	3,278	8,037	1,786	598	231	34	224	19,420	
Saideli	E	11,003	6,391	4,475	119	16	2	689	1,190	1,059	1,251	2,061	3,476	895	291	77	14	1,306	9,697	
	K	11,642	5,380	4,739	1,458	44	21	564	988	1,084	1,164	1,768	4,544	1,082	291	149	8	87	11,555	
Seydişehir	E	14,046	7,809	6,068	145	16	8	940	1,380	1,508	1,541	2,432	4,515	1,144	390	177	19	1,096	12,950	
	K	15,842	6,874	6,634	2,239	84	11	808	1,226	1,508	1,315	2,298	6,243	1,686	472	258	28	75	15,767	
Sultaniye	E	7,934	4,634	3,176	108	16	—	582	622	820	1,057	1,612	2,387	629	176	45	4	637	7,297	
	K	8,706	3,876	3,699	1,099	36	2	473	566	805	862	1,460	3,273	944	202	105	16	23	8,683	
YEKÜN Total	E	238,350	136,283	99,184	2,462	395	26	13,788	21,105	25,759	27,873	44,511	74,367	21,098	7,195	2,411	243	27,515	210,835	
	K	266,034	114,317	110,363	38,948	2,352	54	11,048	17,954	24,575	24,637	42,039	103,254	29,440	8,387	4,263	437	4,397	261,637	
Umumi yekün Total général		504,384	250,600	209,547	41,410	2,747	80	24,836	39,059	50,334	52,510	86,550	177,621	50,538	15,582	6,674	680	31,912	472,472	

Nüfusun halimedeni, yaş grupları ve tahsil itibarile inkişanı
Répartition de la population d'après l'état civil, les groupes d'âges et l'instruction
VİLİYET : **AKSARAY**

KADRO I
CADRE

KAZALAR Cazas	Cinsiyet Sexes	Nüfusu mevcude Population présente	HALİMEDENİ Etat civil					YAŞ GRUPLARI — Groupes d'âges											Okumak bilen ve bilmeyen Sachant lire	
			Bekâr Célibataires	Evli Mariés	Düğü Veufs	Boş Divorcés	Meçhul Inconnu	1 Yaşından küçük Moins de 1 an	1 ve 2	3-6	7-12	13-19	20-45	46-60	61-70	71 ve +	yaşı meçhul Age inconnu	Bilen Oui	Bilmeyen Non	
Aksaray	E	34,130	20,052	13,593	419	52	14	2,086	3,422	4,628	4,976	5,749	9,535	2,519	1,043	338	34	1,862	32,268	
	H K F	37,447	17,360	15,456	4,462	148	21	1,264	2,659	4,246	4,071	5,787	14,689	3,239	1,038	423	31	119	37,328	
Arapsun	E	7,396	4,641	2,644	95	16	—	393	865	1,140	1,294	1,167	1,625	548	272	90	2	582	6,814	
	H K F	9,024	3,976	3,791	1,183	74	—	319	683	948	1,083	1,347	3,367	850	293	123	11	78	8,946	
Koçhisar	E	18,881	10,903	7,743	190	45	—	863	1,849	2,569	2,673	2,972	5,602	1,504	612	214	23	729	18,152	
	H K F	20,153	8,787	8,947	2,318	100	1	613	1,407	2,359	2,160	2,719	8,058	2,031	517	263	26	20	20,133	
YEKÜN Total	E	60,407	35,596	23,980	704	113	14	3,342	6,136	8,337	8,943	9,888	16,762	4,371	1,927	642	59	3,173	57,234	
	H K F	66,624	30,123	28,194	7,963	322	22	2,196	4,749	7,553	7,314	9,853	26,114	6,120	1,848	809	68	217	66,407	
Umumî yekûn Total général		127,031	65,719	52,174	8,667	435	36	5,538	10,885	15,890	16,257	19,741	42,876	10,491	3,775	1,451	127	3,390	123,641	

VİLİYET : **NİĞDE**

Niğde	E	28,331	16,384	11,486	411	41	9	1,370	3,142	3,589	3,785	4,978	7,699	2,402	1,016	312	38	2,372	25,959
	H K F	30,815	13,503	13,046	4,107	145	14	770	2,046	3,392	3,291	5,073	11,631	3,271	887	412	42	465	30,350
Bor	E	13,409	7,793	5,426	157	33	—	529	1,581	1,664	1,913	2,300	3,656	1,132	476	147	11	1,802	11,607
	H K F	14,506	6,278	6,265	1,802	160	1	260	938	1,585	1,607	2,334	5,596	1,489	437	245	15	258	14,248
Nevşehir	E	6,209	3,467	2,680	53	7	2	340	504	773	877	1,013	1,750	653	248	48	3	1,579	4,630
	H K F	7,236	2,889	3,190	1,103	54	—	196	428	772	800	1,120	2,675	871	269	104	1	272	6,964
Yekûn Total	E	13,369	7,625	5,543	183	17	1	683	1,356	1,744	1,980	2,367	3,315	1,147	591	174	12	1,176	12,193
	H K F	15,951	6,618	6,903	2,306	123	1	397	1,027	1,623	1,734	2,482	6,070	1,833	522	248	15	14	15,937
Yekûn Total	E	19,578	11,092	8,223	236	24	3	1,023	1,860	2,517	2,857	3,380	5,065	1,800	839	222	15	2,755	16,823
	H K F	23,187	9,507	10,093	3,409	177	1	593	1,455	2,395	2,534	3,602	8,745	2,704	791	352	16	286	22,901

KADRO I
CADRE

Nüfusun halimedeni, yaş grupları ve tahsil itibarile inkişamı
Répartition de la population d'après l'état civil, les groupes d'âges et l'instruction
VİLİYET : NİĞDE (Mabât - Suite)

KAZALAR Cazas	Cinsiyet Sexes	Nüfusu mevcud- de Population présente	HALİMEDENİ Etat civil					YAŞ GRUPLARI — Groupes d'âges										Okumak bilen ve bilmeyen sachant lire	
			Bekâr Célib- taires	Evli Ma- riés	Dul Veufs	Boş Divor- cés	Mec- hul Incon- nu	1 Ya- şından küçük Moins de 1 an	1 ve 2	3-6	7-12	13-19	20-45	46-60	61-70	71 ve et +	Yaşı meç- hul Age incon- nu	Bilen Oui	Bilme- yen Non
Ulukışla	E H K F	7,246	4,072	3,060	103	10	1	464	846	831	814	937	2,396	686	212	60	—	632	6,614
		7,565	3,308	3,282	945	30	—	334	686	808	755	1,007	2,838	765	209	163	—	60	7,505
Ürgüp	E H K F	9,546	4,960	4,464	96	26	—	556	805	1,051	1,157	1,743	2,635	992	464	141	2	1,644	7,902
		11,873	4,262	5,407	2,026	171	7	343	564	1,018	1,065	1,923	4,563	1,570	542	277	8	107	11,766
YEKÜN Total	E H K F	78,110	44,301	32,659	1,003	134	13	3,942	8,234	9,652	10,526	13,338	21,451	7,012	3,007	882	66	9,205	68,905
		87,946	36,858	38,093	12,289	683	23	2,300	5,689	9,198	9,252	13,989	33,373	9,799	2,866	1,449	81	1,176	86,770
Umumî yekün Total général		166,056	81,159	70,752	13,292	817	36	6,242	13,923	18,850	19,778	27,277	54,824	16,811	5,873	2,331	147	10,381	155,675
VİLİYET : KIRŞEHİR																			
Kırşehir	E H K F	30,873	18,296	12,290	247	36	4	1,689	3,321	4,577	4,588	5,037	7,907	2,311	1,060	372	11	2,776	28,097
		36,684	15,988	15,638	4,827	225	6	1,245	2,613	3,962	4,177	5,014	14,311	3,684	1,178	484	16	77	36,607
Avanos	E H K F	10,782	6,472	4,169	129	9	3	675	1,206	1,401	1,501	1,904	2,691	891	383	128	2	1,212	9,570
		13,452	5,781	5,838	1,700	132	1	377	897	1,506	1,214	2,164	5,081	1,678	379	153	3	81	13,371
Mecidiye	E H K F	9,212	5,633	3,484	86	9	—	361	1,227	1,386	1,302	1,242	2,597	658	317	127	—	523	8,689
		10,905	4,983	4,586	1,287	49	—	257	1,030	1,360	1,159	1,313	4,374	1,021	265	118	8	3	10,502
Mucur	E H K F	6,847	4,140	2,644	59	4	—	410	739	911	819	1,366	1,742	552	225	75	8	846	6,001
		8,146	3,604	3,416	1,091	35	—	301	682	875	661	1,306	3,117	862	233	103	6	76	8,070
YEKÜN Total	E H K F	57,714	34,541	22,587	521	58	7	3,135	6,498	8,275	8,210	9,549	14,937	5,307	1,085	702	21	5,357	52,357
		69,187	30,356	29,478	8,905	441	7	2,180	5,222	7,703	7,211	9,797	26,883	7,245	2,055	858	33	237	68,950
Umumî yekün Total général		126,901	64,897	52,065	9,426	499	14	5,315	11,715	15,978	15,421	19,346	41,820	12,552	3,140	1,560	54	5,594	121,307

Nüfusun halimedeni, yaş grupları ve tahsil itibarı ile inkişası
Répartition de la population d'après l'état civil, les groupes d'âges et l'instruction
VİLİYET : YOZGAT

KADRO I
CADRE

KAZALAR Cazas	Cinsiyet Sexes	Nüfusu mevcude Population présente	HALİMEDENİ Etat civil					YAŞ GRUPLARI — Groupes d'âges										Okunak bilen ve bilmeyen Sachant lire		
			Bekâr Célibataires	Evli Mariés	Dul Veufs	Boş Divorcés	Mec-hul Inconnu	1 Ya- şından küçük Moins de 1 an	1 ^{ve} et 2	3-6	7-12	13-19	20-45	46-60	61-70	17 ^{ve} et +	yaş meç- hul Age Incon- nu	Bilen Oui	Bilme- yen Non	
Yozgat	Şehir Ville	E H K F	5,177	2,716	2,383	57	20	1	226	386	513	602	816	1,843	509	186	89	7	1,712	3,465
		K F	5,821	2,431	2,324	960	106	—	216	325	500	559	973	2,194	722	202	121	9	516	5,305
	Köyler Villages	E H K F	27,715	16,296	11,114	262	34	9	1,640	3,066	3,634	3,664	4,533	7,704	2,058	1,005	397	14	1,219	26,496
		K F	31,546	13,802	13,735	3,818	176	15	1,042	2,305	3,382	2,907	4,623	12,686	3,259	824	485	33	29	31,517
Yekân Total	E H K F	32,892	19,012	13,497	319	54	10	1,866	3,452	4,147	4,266	5,349	9,547	2,567	1,191	486	21	2,931	29,961	
	K F	37,367	16,233	16,059	4,778	282	15	1,258	2,630	3,882	3,466	5,596	14,880	3,981	1,026	606	42	545	36,822	
Akdâğmadeni	Şehir Ville	E H K F	17,905	10,286	7,383	218	13	5	1,026	1,989	2,395	2,359	2,922	4,824	1,476	665	224	25	390	17,515
		K F	20,119	8,501	8,817	2,711	90	—	633	1,283	2,283	1,640	2,797	8,300	2,269	583	324	7	8	20,111
Bogazliyan	Şehir Ville	E H K F	26,839	15,547	10,971	288	30	3	1,267	3,371	4,135	3,722	3,861	6,748	2,341	945	422	27	472	26,367
		K F	30,357	13,190	13,484	3,533	137	13	821	2,609	3,750	2,833	3,763	12,427	2,952	776	390	36	9	30,348
Surğon	Şehir Ville	E H K F	20,439	11,739	8,441	232	24	3	805	2,508	2,758	3,019	3,391	5,432	1,514	700	294	18	262	20,177
		K F	23,579	10,003	10,210	3,269	95	2	552	1,616	2,566	2,119	3,311	9,687	2,652	654	388	34	4	23,575
YEKÛN Total	Şehir Ville	E H K F	98,075	56,584	40,292	1,057	121	21	4,964	11,320	13,435	13,366	15,523	26,551	7,898	3,501	1,426	91	4,055	94,020
		K F	111,422	47,927	48,570	14,291	604	30	3,264	8,138	12,481	10,058	15,467	45,294	11,854	3,039	1,708	119	566	110,856
Umumî yekân Total général			209,497	104,511	88,862	15,348	725	51	8,228	19,458	25,916	23,424	30,990	71,845	19,752	6,540	3,134	210	4,621	204,876

VİLİYET : ÇANKIRI

Çankırı	Şehir Ville	E H K F	34,036	17,979	15,470	506	63	18	1,966	3,380	4,291	3,853	5,716	9,729	3,012	1,441	613	35	3,140	30,896
		K F	39,592	16,227	17,687	5,335	316	27	1,313	3,022	4,069	3,496	5,779	15,003	4,827	1,368	662	53	557	39,035
Çerkeş	Şehir Ville	E H K F	21,529	12,052	9,089	344	40	4	1,509	2,373	2,242	2,688	4,196	5,177	1,968	1,027	338	11	1,476	20,053
		K F	27,500	11,197	11,644	4,447	211	1	1,048	1,908	2,376	2,343	4,247	10,397	3,442	1,135	586	18	188	27,312

Nüfusun halimedeni, yaş grupları ve tahsil itibarile inkisamı
Répartition de la population d'après l'état civil, les groupes d'âges et l'instruction
VİLÂYET : ÇANKIRI (Mabat - Suite)

KADRO I
CADRE

KAZALAR Cazas	Cinsiyet Sexes	Nüfusu mevcud- de Population présente	HALİMEDENİ Etat civil					YAŞ GRUPLARI — Groupes d'âges										Okumak bilen ve bilmeyen sachant - lire	
			Bekâr Célib- itaires	Evli Ma- riés	Dul Veufs	Boş Divor- cés	Meç- hul Incon- nu	1 Ya- şından küçük Moins de 1 an	1 ^{ve} et 2	3-6	7-12	13-19	20-45	46-60	61-70	71 ^{ve} et +	yaşı meç- hul Age incon- nu	Bilen Oui	Bilme- yen Non
İlgaz	E	15,041	8,647	6,156	198	28	12	925	1,727	1,841	1,985	2,798	3,399	1,360	719	261	26	844	14,197
	H K F	19,521	7,871	8,398	3,038	176	38	574	1,463	1,941	1,614	3,066	7,206	2,460	835	340	22	103	19,418
Yekûn Total	E	70,606	38,678	30,715	1,048	131	34	4,400	7,480	8,374	8,526	12,710	18,305	6,340	3,187	1,212	72	5,460	65,146
	H K F	86,613	35,295	37,729	12,820	703	66	2,935	6,393	8,386	7,453	13,092	32,606	10,729	3,338	1,588	93	848	85,765
Umumî yekûn Total général		157,219	73,973	68,444	13,868	834	100	7,335	13,873	16,760	15,979	25,802	50,911	17,069	6,525	2,800	165	6,308	150,911

VİLÂYET : ÇORUM

Çorum	Şehir Ville	E	9,718	4,838	4,699	143	33	5	389	660	939	815	1,408	3,468	1,524	372	134	9	2,689	7,029
		H K F	9,946	4,004	4,092	1,707	138	5	306	563	962	819	1,454	3,873	1,319	375	265	10	544	9,402
	Köyler Villages	E	19,434	11,049	8,158	201	17	9	1,077	2,354	2,362	2,266	3,318	5,477	1,672	661	236	10	494	18,940
		H K F	21,771	9,066	9,885	2,700	120	—	716	1,804	2,309	1,840	3,145	8,618	2,336	643	346	14	—	21,771
Yekûn Total	E	29,152	15,887	12,857	344	50	14	1,466	3,014	3,302	3,081	4,726	8,945	3,196	1,033	370	19	3,183	25,969	
	H K F	31,717	13,070	13,977	4,407	258	5	1,022	2,367	3,271	2,659	4,599	12,491	3,655	1,018	611	24	544	31,173	
Hüseyabat	E	12,567	7,130	5,245	175	15	2	908	1,260	1,619	1,614	1,949	3,541	1,044	472	147	13	631	11,936	
	H K F	14,359	5,986	6,453	1,852	66	2	592	995	1,461	1,190	1,857	6,038	1,622	409	175	20	34	14,325	
İskilip	Şehir Ville	E	4,743	2,451	2,224	52	14	2	323	393	493	461	739	1,533	523	210	66	2	1,170	3,573
		H K F	5,560	2,086	2,508	909	52	5	263	357	484	381	777	2,289	690	220	93	6	139	5,421
	Köyler Villages	E	20,214	10,638	9,306	240	29	1	1,403	1,991	2,407	2,469	3,408	6,025	1,582	689	238	2	502	19,712
		H K F	23,246	9,244	10,598	3,264	138	2	1,000	1,750	2,316	1,735	3,030	9,812	2,501	727	370	5	6	23,240
Yekûn Total	E	24,957	13,089	11,530	292	43	3	1,726	2,384	2,900	2,930	4,147	7,558	2,105	899	304	4	1,672	23,285	
	H K F	28,806	11,330	13,106	4,173	190	7	1,268	2,107	2,800	2,116	3,807	12,101	3,191	947	463	11	145	28,661	

Nüfusun halîmedeni, yaş grupları ve tahsil itibarı ile inkişafı
Répartition de la population d'après l'état civil, les groupes d'âges et l'instruction

KADRO I
CADRE

VİLAYET : ÇORUM (Mabat-Suite)

KAZALAR Cazas	Cinsiyet Sexes	Nüfus mevcudünde Population présente	HALİMEDENİ Etat civil					YAŞ GRUPLARI — Groupes d'âges										Okumak bilen ve bilmeyen Sachant lire		
			Bekâr Célibataires	Evli Mariés	Dul Veufs	Boş Divorcés	Mec-hul Inconnu	1 Ya-şından küçük Moins de 1 an	1 ve 2	3-6	7-12	13-19	20-45	46-60	61-70	71 ve +	Yaş meç-hul Agr inconnu	Bilen Oui	Bilmeyen Non	
Mecidözü	E	16,968	9,839	6,896	204	21	8	1,219	1,933	1,962	2,153	3,038	4,574	1,223	605	250	11	994	15,974	
	K	19,723	8,295	8,424	2,881	119	4	701	1,407	2,114	1,661	2,967	7,649	2,180	644	385	15	105	19,618	
Osmancık	E	13,479	7,342	5,959	142	32	4	774	1,277	1,743	1,589	2,310	3,872	1,199	519	180	16	814	12,665	
	K	15,720	6,538	6,839	2,189	147	7	622	1,043	1,668	1,436	2,477	5,952	1,726	543	235	18	132	15,588	
Sungurlu	E	18,978	10,467	8,273	213	24	1	1,019	1,917	2,385	2,174	3,179	5,813	1,626	630	228	7	1,224	17,754	
	K	21,500	9,278	9,531	2,549	139	3	721	1,620	2,347	1,761	3,010	8,937	2,173	651	270	10	240	21,260	
YEKÛN Total	E	116,101	63,754	50,760	1,370	185	32	7,112	11,785	13,911	13,541	19,349	34,303	10,393	4,158	1,479	70	8,518	107,583	
	K	131,825	54,497	58,330	18,051	919	28	4,921	9,539	13,661	10,823	18,717	53,168	14,547	4,212	2,139	98	1,200	130,625	
Umumi yekûn Total général		247,926	118,251	109,090	19,421	1,104	60	12,033	21,324	27,572	24,364	38,066	87,471	24,940	8,370	3,618	168	9,718	238,208	
VİLAYET : AMASYA																				
Amasya	Şehir Ville	E	7,006	3,372	3,489	124	21	—	201	291	429	596	1,230	3,333	656	208	57	5	892	6,114
		K	5,818	2,384	2,288	1,062	78	6	195	325	443	537	879	2,343	719	234	135	8	93	5,725
	Köyler Villages	E	23,580	13,108	10,206	237	21	8	1,414	2,235	2,573	2,617	4,551	7,601	1,556	778	239	16	218	23,362
		K	24,075	9,626	10,498	3,843	108	—	920	1,741	2,353	1,762	3,613	9,869	2,651	779	361	16	—	24,075
Yekûn Total	E	30,586	16,480	13,695	361	42	8	1,615	2,526	3,002	3,213	5,781	10,934	2,212	986	296	21	1,110	29,476	
	K	29,893	12,010	12,786	4,905	186	6	1,115	2,066	2,796	2,299	4,492	12,212	3,380	1,013	496	24	93	29,800	
Gümüşhacıköy	E	11,808	6,568	5,079	139	21	1	1,014	1,009	1,293	1,318	2,108	3,467	907	525	157	10	243	11,565	
	K	14,456	5,898	6,286	2,204	67	1	721	900	1,332	941	2,191	5,661	1,788	570	328	24	5	14,451	

Nüfusun halimedeni, yaş grupları ve tahsil itibarile inkısamı
Répartition de la population d'après l'état civil, les groupes d'âges et l'instruction

KADRO I
CADRE

VİLÂYET : **AMASYA** (Mabat - Suite)

KAZALAR Cazas	Cinsiyet Sexes	Nüfusa mevcudde Population présente	HALİMEDENİ Etat civil					YAŞ GRUPLARI — Groupes d'âges										Okumak bilen ve bilmeyen Sachant lire		
			Bekâr Célibataires	Evli Mariés	Dul Veufs	Boş Divorcés	Mecburi Inconnu	1 Yaşından küçük Moins de 1 an	1 ve 2	3-6	7-12	13-19	20-45	46-50	61-70	71 ve +	Yaşı mecburi Age inconnu	Bilen Oui	Bilmeyen Non	
Merzifon	Şehir Ville	E H K F	5,500	2,767	2,620	95	16	2	275	376	522	554	743	2,205	506	232	86	1	561	4,939
		K F	5,834	2,444	2,278	1,072	40	—	169	349	516	520	868	2,251	794	232	134	1	—	5,834
	Köyler Villages	E H K F	7,948	4,490	3,348	102	8	—	521	770	894	843	1,634	2,344	562	266	110	4	32	7,916
		K F	8,859	3,468	3,782	1,571	35	3	336	562	835	602	1,429	3,555	1,080	275	182	3	8	8,851
	Yekûn Total	E H K F	13,448	7,257	5,968	197	24	2	796	1,146	1,416	1,397	2,377	4,549	1,068	498	196	5	593	12,855
		K F	14,693	5,912	6,060	2,643	75	3	505	911	1,351	1,122	2,297	5,806	1,874	507	316	4	8	14,685
YEKÜN Total	E H K F	55,842	30,305	24,742	697	87	11	3,425	4,681	5,711	5,928	10,266	18,950	4,187	2,009	649	36	1,946	53,896	
	K F	59,042	23,820	25,132	9,752	328	10	2,341	3,877	5,479	4,362	8,980	23,679	7,042	2,090	1,140	52	106	58,936	
Umumî yekûn Total général		114,884	54,125	49,874	10,449	415	21	5,766	8,558	11,190	10,290	19,646	42,629	11,229	4,099	1,789	88	2,052	112,832	
VİLÂYET : TOKAT																				
Tokat	Şehir Ville	E H K F	12,097	6,422	5,486	167	22	—	536	768	1,031	1,082	2,393	4,591	1,187	387	121	1	3,596	8,501
		K F	10,293	4,032	4,310	1,828	122	1	359	587	846	824	1,514	4,389	1,222	365	182	5	931	9,362
	Köyler Villages	E H K F	26,221	14,361	11,548	272	35	5	1,611	2,664	2,733	3,149	4,990	8,119	1,871	752	318	14	1,092	25,129
		K F	29,196	11,853	12,810	4,427	101	7	1,051	2,042	2,936	2,358	4,491	11,832	3,127	777	559	25	66	29,132
	Yekûn Total	E H K F	38,318	20,783	17,034	439	57	5	2,147	3,432	3,764	4,231	7,383	12,710	3,058	1,139	439	15	4,688	33,630
		K F	39,491	15,885	17,120	6,255	223	8	1,410	2,629	3,782	3,182	6,005	16,221	4,349	1,142	741	30	997	38,494
Artıkova	E H K F	10,353	5,978	4,253	106	6	10	761	1,180	1,250	1,534	1,723	2,742	691	316	143	13	125	10,228	
	K F	11,573	4,895	4,957	1,665	54	2	488	841	1,249	1,075	1,620	4,432	1,259	387	216	6	1	11,572	
Erbea	E H K F	24,826	14,333	10,220	250	22	1	1,844	2,639	2,913	3,679	4,358	6,778	1,534	719	337	25	516	24,310	
	K F	28,964	11,896	12,076	4,828	161	3	1,070	1,877	2,898	2,244	4,484	12,078	3,149	734	407	23	31	28,933	

Nüfusun halimedeni, yaş grupları ve tahsil itibarile inkısamı
Répartition de la population d'après l'état civil, les groupes d'âges et l'instruction

KADRO I
CADRE

VİLİYET : TOKAT (Mabat - Suite)

KAZALAR Cazas	Cinsiyet Sexes	Nüfusu mevcude Population présente	HALİMEDENİ Etat civil					YAŞ GRUPLARI — Groupes d'âges											Okumak bilen ve bilmeyen Sachant lire	
			Bekâr Célibataires	Evli Mariés	Dul Veufs	Boş Divorcés	Meçhul Inconnu	1 Yaşından küçük Moins de 1 an	1 ^{ve} et 2	3-6	7-12	13-19	20-45	46-60	61-70	71 ^{ve} et +	yaş meçhul Age inconnu	Bilen Oui	Bilmeyen Non	
Niksar	E	13,534	7,703	5,671	147	11	2	1,112	1,367	1,494	1,792	2,275	3,863	984	444	184	19	319	13,215	
	K	15,042	6,318	6,504	2,138	82	—	598	1,055	1,553	1,089	2,399	6,207	1,460	475	203	3	38	15,004	
Reşadiye	E	12,561	7,022	5,375	151	12	1	938	1,767	1,331	1,533	2,416	3,012	885	471	204	4	135	12,426	
	K	14,923	6,159	6,797	1,922	44	1	472	1,231	1,511	940	2,474	5,812	1,675	507	290	11	4	14,916	
Zile	Şehir Ville	E	7,320	3,640	3,574	93	13	—	356	517	643	746	1,351	2,530	768	299	108	2	607	6,713
		K	8,057	2,851	3,578	1,542	85	1	267	437	607	557	1,098	3,553	1,054	307	173	4	12	8,045
Zile	Köyler Villages	E	17,504	10,019	7,264	204	16	1	1,225	1,736	2,096	2,378	3,257	4,832	1,083	683	210	4	74	17,430
		K	20,597	8,265	9,100	3,155	76	1	892	1,385	1,982	1,532	2,911	8,505	2,198	798	381	13	1	20,596
YEKÜN Total	Yekün Total	E	24,824	13,659	10,838	297	29	1	1,581	2,253	2,739	3,124	4,608	7,362	1,851	982	318	6	681	24,143
		K	28,654	11,116	12,678	4,697	161	2	1,159	1,822	2,589	2,089	4,009	12,058	3,252	1,105	554	17	13	28,641
Umumî yekün Total général	E	124,416	69,478	53,391	1,390	137	20	8,383	12,638	13,491	15,893	22,763	36,467	9,003	4,071	1,625	82	6,464	117,952	
		K	138,647	56,269	60,132	21,505	725	16	5,197	9,455	13,582	10,619	20,991	56,808	15,144	4,350	2,411	90	1,084	137,563
		263,063	125,747	113,523	22,895	862	36	13,580	22,093	27,073	26,512	43,754	93,275	24,147	8,421	4,036	172	7,548	255,515	

VİLİYET : KAYSERİ

Kayseri	Şehir Ville	E	19,517	10,569	8,717	154	20	57	902	1,284	1,872	2,218	3,805	6,761	1,822	636	211	6	4,761	14,756
		K	19,617	7,439	8,224	3,809	137	8	532	1,029	1,905	1,745	3,301	7,570	2,330	756	426	23	871	18,746
	Köyler Villages	E	28,037	16,570	11,075	355	32	5	1,498	2,763	3,604	3,783	5,279	7,335	2,244	1,087	429	15	3,253	24,784
		K	32,542	13,274	13,765	5,275	218	10	931	2,111	3,361	2,963	5,013	12,768	3,806	1,036	523	30	338	32,204
	Yekün Total	E	47,554	27,139	19,792	509	52	62	2,400	4,047	5,476	6,001	9,084	14,096	4,066	1,723	640	21	8,014	39,540
		K	52,159	20,713	21,989	9,084	355	18	1,463	3,140	5,266	4,708	8,314	20,338	6,136	1,792	949	53	1,209	50,950

KADRO I
CADRE

Nüfusun halimedeni, yaş grupları ve tahsil itibarı ile inkişımı
Répartition de la population d'après l'état civil, les groupes d'âges et l'instruction
VİLİYET : **KAYSERİ** (Mabat - Suite)

KAZALAR Cazas.	Cinsiyet Sexes	Nüfusu mevcu- de Population présente	HALİMEDENİ Etat civil					YAŞ GRUPLARI — Groupes d'âges										Okumak bilen ve bilmeyen Sachant lire		
			Bekâr Célibi- taires	Evli Ma- riés	Dul Veufs	Boş Divor- cés	Meç- hul Incon- nu	1 Ya- sından küçük Moins de 1 an	1 ^{ve} et 2	3-6	7-12	13-19	20-45	46-60	61-70	71 ^{ve} et +	yaşı meç- hul Age incon- nu	Bilen Oui	Bilme- yen Non	
Bünyan	E	17,492	10,178	7,098	187	26	3	1,172	2,040	2,240	2,199	2,869	4,939	1,152	605	250	26	1,455	16,037	
	K	19,996	8,638	8,402	2,810	138	8	699	1,643	2,163	1,792	2,879	7,938	1,952	618	282	30	54	19,949	
Develi	E	23,528	13,749	9,521	222	21	15	1,472	2,843	3,210	3,089	3,823	6,078	1,921	792	274	26	2,013	21,515	
	K	27,325	11,962	11,768	3,410	154	31	808	2,030	3,272	2,658	4,106	10,537	2,834	659	366	55	195	27,130	
İncesu	E	8,275	4,764	3,398	96	15	2	343	1,012	1,040	949	1,614	2,260	609	317	126	5	881	7,394	
	K	9,436	3,866	4,098	1,389	81	2	212	755	959	880	1,448	3,847	966	226	138	5	56	9,380	
Pınarbaşı (Aziziye)	E	21,639	13,312	8,005	256	50	16	1,868	2,422	2,656	2,515	3,239	5,908	1,513	927	560	31	1,767	19,872	
	K	23,966	11,102	9,537	3,177	143	7	1,067	1,849	2,788	2,088	3,307	9,038	2,397	781	613	38	140	23,826	
YEKÜN Total	E	118,488	69,142	47,814	1,270	164	98	7,255	12,364	14,622	14,753	20,629	33,281	9,261	4,364	1,850	109	14,130	104,358	
	K	132,882	56,281	55,794	19,870	871	66	4,249	9,417	14,448	12,126	20,054	51,698	14,285	4,076	2,348	181	1,654	131,228	
Umumî yekûn Total général		251,370	125,423	103,608	21,140	1,035	164	11,504	21,781	29,070	26,879	40,683	84,979	23,546	8,440	4,198	290	15,784	235,586	
VİLİYET : SİVAS																				
Sivas	Şehir Ville	E	14,504	7,442	6,913	130	15	4	665	1,162	1,340	1,214	2,054	5,968	1,481	450	157	13	4,114	10,390
		K	13,994	6,020	5,664	2,209	95	6	517	897	1,333	1,218	2,069	5,464	1,715	453	311	17	1,208	12,786
	Köyler Villages	E	13,126	7,331	5,620	162	7	6	861	1,767	1,667	1,498	2,169	3,365	1,066	480	244	9	355	12,771
		K	14,898	6,522	6,645	1,688	39	4	514	1,361	1,694	1,086	1,919	6,097	1,571	443	199	14	19	14,879
Yekân Total	E	27,630	14,773	12,533	292	22	10	1,526	2,929	3,007	2,712	4,223	9,333	2,547	930	401	22	4,469	23,161	
	K	28,892	12,542	12,309	3,897	134	10	1,031	2,258	3,027	2,304	3,988	11,561	3,286	896	510	31	1,227	27,665	
Darende	E	10,236	6,049	4,024	150	5	8	758	1,171	1,466	1,373	1,539	2,609	718	418	175	9	1,236	9,000	
	K	12,767	5,327	5,339	2,026	64	11	403	780	1,365	1,058	2,103	5,176	1,241	413	203	25	60	12,707	

Nüfusun halimedeni, yaş grupları ve tahsil itibarı ile inkişafı
Répartition de la population d'après l'état civil, les groupes d'âges et l'instruction.

KADRO I
CADRE

VİLAYET : SİVAS (Mabat - Suite)

KAZALAR Cazas	Cinsiyet Sexes	Nüfusu mevcud Population présente	HALİMEDENİ Etat civil					YAŞ GRUPLARI — Groupes d'âges											Okumak bilen ve bilmeyen Sachant lire	
			Bekâr Célib- baitaires	Evlî Mariés	Dul Veufs	Boş Divor- cés	Mec- hul Incon- nu	1 Ya- şından küçük Mous de 1 an	1 ^{ve} et 2	3-6	7-12	13-19	20-45	46-60	61-70	71 ^{ve} et +	Yaş meç- bul Age incon- nu	Bilen Oui	Bilme- yen Non	
Divriki	E	11,038	6,641	4,215	173	9	—	1,044	1,131	1,255	1,267	2,012	2,783	938	446	141	21	1,479	9,559	
	K	14,247	5,776	5,885	2,543	38	5	598	838	1,389	935	2,173	5,791	1,710	508	280	25	184	14,063	
Gürün	E	8,712	5,192	3,410	95	7	8	820	853	1,144	1,156	1,324	2,376	621	300	109	9	1,157	7,575	
	K	10,016	4,385	4,155	1,433	42	1	417	570	1,182	902	1,504	3,922	1,013	316	182	8	175	9,841	
İafik	E	17,488	9,728	7,511	224	15	10	1,409	1,815	2,239	2,411	2,670	4,363	1,539	750	242	50	544	16,944	
	K	20,460	8,545	9,191	2,669	45	10	997	1,494	2,202	1,699	2,847	7,666	2,346	746	403	60	10	20,450	
Kangal	E	15,895	8,830	6,823	221	10	11	993	2,157	1,764	1,872	2,482	4,615	1,251	534	210	17	1,471	14,424	
	K	17,360	7,408	7,734	2,189	27	2	506	1,389	1,889	1,358	2,435	7,329	1,717	431	289	17	49	17,311	
Şarkışla (Tenus)	E	22,937	13,236	9,400	275	20	6	1,593	3,006	2,886	2,872	3,547	6,200	1,592	845	384	12	1,512	21,425	
	K	27,144	11,469	11,828	3,677	160	10	963	2,222	3,034	2,109	3,603	11,159	2,812	794	430	18	48	27,096	
Yıldızeli	E	17,082	8,928	7,876	249	16	13	1,124	1,630	2,043	1,864	2,903	5,002	1,455	695	330	36	632	16,450	
	K	19,584	7,800	9,230	2,455	65	34	741	1,314	2,070	1,459	2,452	8,369	2,128	674	345	32	63	19,521	
Zara	E	22,823	12,466	10,125	217	10	5	1,710	2,086	2,893	2,871	3,281	7,096	1,896	708	270	12	792	22,031	
	K	25,240	10,601	11,283	3,257	88	11	1,164	1,658	2,551	2,183	3,430	10,089	2,847	838	461	19	48	25,192	
YEKÜN Total	E	153,841	85,843	65,917	1,896	114	71	10,977	16,778	18,697	18,398	23,981	44,377	12,557	5,626	2,262	188	13,272	140,569	
	K	175,710	73,853	76,954	24,146	663	94	6,820	12,523	18,709	14,007	24,535	71,062	19,100	5,616	3,103	235	1,864	173,846	
Umumî yekûn Total général		329,551	159,696	142,871	26,042	777	165	17,797	29,301	37,406	32,405	48,516	115,439	31,657	11,242	5,365	423	15,136	314,415	

Kadro II

CADRE

NÜFUSUN MESLEKLER İTİBARİLE İNKISAMI

RÉPARTITION DE LA POPULATION D'APRÈS LES PROFESSIONS

A. — MERKEZİ ANADOLU VİLÂYETLERİ

VILAYETS DE L'ANATOLIE CENTRALE

Ankara	<i>Angora</i>	Yozgat	<i>Yozgat</i>
Eskişehir	<i>Eskichehir</i>	Çankırı	<i>Tchankiri</i>
Afyonkarahisar	<i>Afionkarahisar</i>	Çorum	<i>Tchoroum</i>
Konya	<i>Konia</i>	Amasya	<i>Amassia</i>
Aksaray	<i>Aksarail</i>	Tokat	<i>Tokat</i>
Niğde	<i>Nigde</i>	Kayseri	<i>Kaïsseri</i>
Kırşehir	<i>Kirchehir</i>	Sivas	<i>Sivas</i>

KADRO II
CADRE

Nüfusun meslekler itibarile inkısamı
Répartition de la population d'après les professions
VİLİYET : ANKARA

KAZALAR Cazas	Cinsi- yet Sexes	MESLEKLER — Professions										Mesleksiz ve ya mesleki meçhul	
		Zirai agri- coles	Sınai indus- triél- les	Ticari com- merci- ales	Ser- best libé- rales	Memur Fonc- tion- naires	Hakimler Magis- trature	Ordu Armée	P.T.T P.T.T	Muh- telif diver- ses	Meslekler Yekünü Total des professions	Sans profession ou profession inconnue	
		E H K F	E H K F	E H K F	E H K F	E H K F	E H K F	E H K F	E H K F	E H K F	E H K F	E H K F	
Ankara	Şehir Ville	E	9,799	6,667	4,707	841	4,625	259	10,560	488	1,109	39,055	10,293
		H											
		K	620	108	106	242	175	5	—	1	236	1,493	23,712
Ankara	Köyler Villages	E	8,117	226	191	115	84	5	40	77	98	8,953	7,205
		H											
		K	4,472	30	7	2	2	—	—	1	3	4,517	12,353
Ankara	Yekân Total	E	17,916	6,893	4,898	956	4,709	264	10,600	565	1,207	48,008	17,498
		H											
		K	5,092	138	113	244	177	5	—	2	239	6,010	36,065
Ayaş		E	4,251	496	330	80	51	6	40	4	210	5,468	4,826
		H											
		K	3,329	19	8	3	—	—	—	—	10	3,369	8,737
Balâ		E	5,977	78	94	46	35	4	41	2	30	6,307	6,497
		H											
		K	1,157	16	2	1	1	—	—	—	3	1,180	12,644
Beypazarı		E	3,997	648	292	82	46	14	16	9	83	5,187	4,107
		H											
		K	1,887	25	9	6	1	—	—	—	5	1,933	9,402
Çubuk		E	6,821	108	99	64	54	—	26	1	48	7,221	5,311
		H											
		K	6,504	6	5	2	3	—	—	—	7	6,527	6,979
Haymana		E	7,218	142	150	88	35	7	42	2	36	7,720	6,801
		H											
		K	883	3	1	1	1	—	—	—	—	889	13,869
Kalecik		E	9,213	354	156	75	73	7	44	10	48	9,980	8,019
		H											
		K	6,731	11	1	—	1	—	—	—	9	6,753	13,967
Keskin		E	11,165	471	378	69	90	10	121	48	95	12,447	10,490
		H											
		K	12,835	15	—	3	—	—	—	—	1	12,854	13,143

KADRO II
CADRE

Nüfusun meslekler itibarıyla inkısaını
Répartition de la population d'après les professions
VİLAYET : ANKARA (Mabat - Suite)

KAZALAR Cazas	Cinsiyet Sexes	MESLEKLER — Professions										Mesleksiz ya meslek meçhul Sans profession ou profession inconnue
		Zirai agri- coles	Sinai indus- triels	Ticari com- merci- ales	Ser- best libé- rales	Memur Fonc- tion- naires	Hakimler Magis- trature	Ordu Armée	P.T.T P.T.T	Muh- telif diver- ses	Meslekler yekünü Total des professions	
Nallıhan	E	4,205	88	101	24	14	6	27	1	15	4,481	2,16
	H K F	5,082	5	4	3	—	—	—	—	5	5,099	2,49
Polatlı	E	4,624	181	172	60	28	7	6	33	19	5,136	3,24
	H K F	691	7	5	5	—	—	—	—	3	711	7,50
Yabanabat	E	12,310	213	131	60	80	2	49	6	63	12,914	11,54
	H K F	8,075	14	7	—	—	—	—	—	2	8,098	21,12
YEKÜN Total	E	87,697	9,672	6,801	1,610	5,215	327	11,012	681	1,854	124,869	80,499
	H K F	52,266	259	155	268	184	5	—	2	284	53,423	145,929
Umumî yekün Total général		139,963	9,931	6,956	1,878	5,399	332	11,012	683	2,138	178,292	226,428

VİLAYET : ESKİŞEHİR

Eskişehir	Şehir Ville	E	2,073	2,765	1,978	190	594	62	1,928	640	293	10,523	6,121
		H K F	191	54	24	47	4	—	—	2	89	411	15,286
Eskişehir	Köyler Villages	E	12,635	338	229	156	53	1	80	29	36	13,557	10,248
		H K F	4,056	12	10	2	1	—	—	—	14	4,095	21,518
Eskişehir	Yekün Total	E	14,708	3,103	2,207	346	647	63	2,008	669	329	24,080	16,369
		H K F	4,247	66	34	49	5	—	—	2	103	4,506	36,804
Seyitgazi		E	3,867	118	103	68	66	1	25	—	13	4,261	4,043
		H K F	1,207	5	1	2	1	—	—	—	1	1,217	8,158
Sivrihisar		E	6,453	645	349	105	68	7	7	46	110	7,790	6,908
		H K F	779	17	3	2	2	—	—	—	9	812	15,953

KADRO II
CADRE

Nüfusun meslekler itibarile inkısamı
Répartition de la population d'après les professions
VİLÂYET : **ESKİŞEHİR** (Mabat - Suite)

KAZALAR Cazas	Clas- yet Sexes	MESLEKLER — Professions										Mesleksiz ve ya mesleki meçhul	
		Zirai agri- coles	Sinai indus- triél- les	Ticari com- merci- ales	Ser- best libé- rales	Memur Fonc- tion- naires	Hakimler Magis- trature	Ordu Armée	P.T.T P.T.T	Muh- telif diver- ses	Meslekler yekünü Total des professions	Sans profession ou profession inconnue :	
Mihalıcık	E	5,186	227	172	78	100	5	43	18	53	5,882	5,247	
	H K F	2,845	111	4	2	—	2	—	—	7	2,971	9,331	
YEKÜN Total	E	30,214	4,093	2,831	597	881	76	2,083	733	505	42,013	32,567	
	H K F	9,078	199	42	55	8	2	—	2	120	9,506	70,246	
Umumi yekün Total général		39,292	4,292	2,873	652	889	78	2,083	735	625	51,519	102,813	
VİLÂYET : AFYONKARAHİSAR													
Afyonkarahisar	Sehir Ville	E	1,502	1,872	1,447	151	336	42	2,485	100	144	8,079	4,315
		H K F	114	5	4	15	2	1	—	—	6	147	10,881
	Köyler Villages	E	20,556	290	279	153	14	1	15	31	20	21,359	14,808
		H K F	16,474	21	15	1	—	—	—	—	—	16,511	26,103
	Yekün Total	E	22,058	2,162	1,726	304	350	43	2,500	131	164	29,438	19,183
		H K F	16,588	26	19	16	2	1	—	—	6	16,658	36,984
Aziziye	E	10,655	211	153	71	40	8	48	11	18	11,215	9,298	
	H K F	1,493	13	6	16	2	—	—	—	11	1,541	22,023	
Bolvadin	E	9,153	550	489	117	81	10	39	23	73	10,535	7,485	
	H K F	5,648	29	15	8	—	1	—	1	18	5,720	15,498	
Dinar	E	8,568	331	333	87	64	8	8	42	69	9,510	6,869	
	H K F	7,059	29	9	7	2	—	—	—	27	7,133	12,667	
Sandıklı	E	8,543	735	348	75	120	4	29	2	50	9,906	6,959	
	H K F	9,432	38	1	5	3	—	—	—	10	9,489	11,266	

KADRO II
CADRE

Nüfusun meslekler itibarıyla inkısamı
Répartition de la population d'après les professions
VİLİYET : AFYONKARAHİSAR (Mabat - Suite)

KAZALAR Cazas	Cinsiyet Sexe	MESLEKLER — Professions										Mesleksiz veya mesleki meçhul Sans profession ou profession inconnue
		Zirai agri- coles	Sinai Indus- triels	Ticari com- merci- ales	Ser- best libé- rales	Memur Fonc- tion- naires	Hakimler Magis- trature	Ordu Armée	P.T.T P.T.T	Muhtelif diver- ses	Meslekler yekünü Total des professions	
YEKÜN Total	E	58,977	3,989	3,049	654	655	73	2,624	209	374	70,604	49,794
	H K F	40,220	135	50	52	9	2	—	1	72	40,541	98,438
Umumî yekûn Total général		99,197	4,124	3,099	706	664	75	2,624	210	446	111,145	148,232

VİLİYET : KONYA

Konya	Şehir Ville	E	4,840	3,557	2,468	413	702	142	1,057	278	602	14,059	9,878
		H	549	123	24	109	14	—	—	2	125	946	22,613
		K F	12,817	360	251	126	31	4	8	36	303	13,936	12,354
Konya	Köyler Villages	E	5,185	199	6	4	—	—	—	—	22	5,416	23,704
		H	17,657	3,917	2,719	539	733	146	1,065	314	905	27,995	22,232
		K F	5,734	322	30	113	14	—	—	2	147	6,362	46,317
Akşehir	Şehir Ville	E	8,959	1,083	1,066	147	102	11	79	42	115	11,604	10,103
		H	2,143	59	5	12	—	—	—	—	18	2,237	22,044
		K F	8,153	494	283	100	90	3	25	7	95	9,250	7,960
Beyşehir	Şehir Ville	E	8,085	35	14	3	3	—	—	—	38	8,178	13,753
		H	8,002	420	131	74	88	4	103	1	76	8,899	7,418
		K F	6,143	4	1	—	2	—	—	—	1	6,151	12,976
Bozkır	Şehir Ville	E	4,826	46	55	27	19	—	19	—	6	4,998	5,035
		H	951	1	2	—	—	—	—	—	—	954	9,588
		K F	10,156	206	100	97	47	3	48	30	65	10,752	7,267
Çumra	Şehir Ville	E	3,286	23	1	3	—	—	—	—	17	3,330	15,717
		H	—	—	—	—	—	—	—	—	—	—	—
		K F	—	—	—	—	—	—	—	—	—	—	—

KADRO II
CADRE

Nüfusun meslekler itibarile inkişası
Répartition de la population d'après les professions
VİLÂYET: KONYA (Mabat - Suite)

KAZALAR Cazas	Cinsiyet Sexes	MESLEKLER — Professions										Mesleksiz ve ya mesleki meçhul Sans profession ou profession inconnue
		Zirai agri- coles	Sinai indus- triell- les	Ticari com- merci- ales	Ser- best libé- rales	Memur Fonc- tion- naires	Hakimler Magis- trature	Ordu Armée	P.T.T P.T.T	Muh- telif diver- ses	Meslekler yekünü Total des professions	
Ereğli	E	7,528	376	339	89	64	9	28	88	134	8,655	7,745
	K	1,479	86	35	9	—	—	—	1	57	1,667	15,530
Ermenak	E	5,801	492	227	81	84	6	18	—	115	6,824	6,004
	K	5,590	97	6	2	—	1	—	—	16	5,712	10,230
Hadım	E	3,290	99	48	42	32	2	22	1	3	3,539	6,321
	K	491	24	11	—	—	—	—	—	—	526	11,398
İlgın	E	7,336	237	140	80	75	5	20	12	14	7,919	7,226
	K	1,786	3	2	2	1	—	—	—	3	1,797	15,733
Karaman	E	8,336	734	454	95	95	10	5	36	130	9,895	7,726
	K	3,646	303	5	15	—	—	—	—	23	3,992	15,652
Saideli	E	5,501	330	268	70	50	5	7	41	22	6,294	4,709
	K	2,768	149	8	2	1	—	—	—	1	2,929	8,713
Seydişehir	E	6,760	477	167	63	45	10	87	6	145	7,760	6,286
	K	5,187	14	17	11	—	—	—	—	102	5,331	10,511
Sultaniye	E	3,396	33	72	42	40	3	24	—	114	3,724	4,210
	K	850	68	64	2	2	—	—	—	7	993	7,713
YEKÜN Total	E	105,701	8,944	6,069	1,546	1,564	217	1,550	578	1,939	128,108	110,242
	K	48,139	1,188	201	174	23	1	—	3	430	50,159	215,875
Umumi Yekün Total général		153,840	10,132	6,270	1,720	1,587	218	1,550	581	2,369	178,267	326,117

KADRO II
CADRE

Nüfusun meslekler itibarile inkısamı
Répartition de la population d'après les professions
VİLÂYET : AKSARAY

KAZALAR Cazas	Cins- yet sexes	MESLEKLER — Professions										Mesleksiz ve ya meslekl meğhul
		Zirai agri- coles	Sinai indus- tri- els	Ticari com- merci- ales	Ser- best libé- rales	Memur Fonc- tion- naires	Hakimler Magis- trature	Ordu Armée	P.T.T P.T.T	Muh- telif diver- ses	Meslekier yekünü Total des professions	Sans profession ou profession incamée
Aksaray	E	15,364	449	409	145	150	13	84	3	74	16,691	17,439
	K F	2,265	10	2	3	1	—	—	—	18	2,299	35,148
Arapsun	E	3,016	64	72	31	38	4	20	2	29	3,276	4,120
	H K F	2,534	5	—	1	—	—	—	—	1	2,541	6,483
Koçhisar	E	9,786	151	110	52	72	6	45	2	33	10,257	8,624
	H K F	789	1	—	2	—	—	—	—	—	792	19,361
YEKÛN Total	E	28,166	664	591	228	260	23	149	7	136	30,224	30,183
	H K F	5,588	16	2	6	1	—	—	—	19	5,632	60,992
Umumî yekûn Total général		33,754	680	593	234	261	23	149	7	155	35,856	91 175

VİLÂYET : NİĞDE

Niğde	E	9,611	726	547	222	178	34	103	14	282	11,717	16,614
	H K F	3,111	214	7	29	—	—	—	—	37	3,398	27,417
Bor	E	4,216	698	334	103	70	8	35	2	102	5,568	7,841
	H K F	793	245	21	5	1	—	—	—	22	1,087	13,419
Sehir Villa	E	705	660	458	90	83	16	10	8	151	2,181	4,028
	H K F	106	33	4	4	—	1	—	—	14	162	7,074
Köyler Villages	E	5,618	68	51	75	26	3	9	5	40	5,895	7,474
	H K F	3,515	26	5	—	—	—	—	—	2	3,548	12,403
Yekûn Total	E	6,323	728	509	165	109	19	19	13	191	8,076	11,502
	H K F	3,621	59	9	4	—	1	—	—	16	3,710	19,477

KADRO II
CADRE

Nüfusun meslekler itibarile inkısamı
Répartition de la population d'après les professions
VİLİYET : NİĞDE (Mabat - Suite)

KAZALAR Cazas	Cinsl- yet Sexes	MESLEKLER — Professions										Mesleksiz ve ya meslekl meçhul Sans profession ou profession inconnue
		Zirai agri- coles	Sınai Indus- triél- les	Ticari com- merci- ales	Ser- best libé- rales	Memur Fonc- tion- naires	Hakimler Magis- trature	Ordu Armée	P.T.T P.T.T	Mu- telif diver- ses	Meslekler yekünü Total des professions	
Ulukışla	E	2,875	110	206	56	45	8	38	50	83	3,471	3,775
	K F	725	111	8	1	3	—	—	—	61	909	6,656
Ürgüp	E	4,097	276	222	110	101	5	4	4	148	4,967	4,579
	K F	2,153	59	3	1	4	—	—	—	55	2,275	9,598
YEKÜN Total	E	27,122	2,538	1,818	656	503	74	199	83	806	33,799	44,311
	K F	10,403	688	48	40	8	1	—	—	191	11,379	76,567
Umumî yekün Total général		37,525	3,226	1,866	696	511	75	199	83	997	45,178	120,878

VİLİYET : KIRŞEHİR

Kırşehir	E	12,330	766	496	202	161	28	89	10	94	14,176	16,697
	K F	809	99	1	8	3	—	—	—	21	941	35,743
Avanos	E	3,956	405	141	89	46	6	28	18	118	4,807	5,975
	K F	1,252	198	4	2	—	—	—	—	10	1,466	11,986
Mecidiye	E	4,075	26	65	26	73	4	6	6	10	4,291	4,921
	K F	418	—	—	—	1	—	—	—	2	421	10,484
Mucur	E	2,921	96	90	54	41	4	25	6	16	3,253	3,594
	K F	451	555	5	12	—	—	—	—	1	1,024	7,122
YEKÜN Total	E	23,282	1,293	792	371	321	42	148	40	238	26,527	31,187
	K F	2,930	852	10	22	4	—	—	—	34	3,852	65,335
Umumî yekün Total général		26,212	2,145	802	393	325	42	148	40	272	30,379	96,522

KADRO II
CADRE

Nüfusun meslekler itibarile inkısamı
Répartition de la population d'après les professions
VİLÂYET : YOZGAT

KAZALAR Cazas	Cinsl- yet Sexes	MESLEKLER — Professions										Mesleksiz ve ya mesleki meğul Sans profession ou profession inconnue
		Zirai agri- coles	Sinai indus- triell- les	Ticari com- merci- ales	Ser- best libé- rales	Memur Fonc- tion- naires	Hakimler Magis- trature	Ordu Armée	P.T.T P.T.T	Muh- telif diver- ses	Meslekler yekünü Total des professions	
Yozgat	E H K F	654	610	634	112	160	35	368	18	103	2,694	2,483
	E H K F	227	10	9	18	2	—	—	—	27	293	5,528
	E H K F	14,665	71	82	112	37	2	19	65	129	15,182	12,533
	E H K F	8,406	23	1	1	—	—	—	2	50	8,483	23,063
	E H K F	15,319	681	716	224	197	37	387	83	232	17,876	15,016
	E H K F	8,633	33	10	19	2	—	—	2	77	8,776	28,591
Akdagmadeni	E H K F	9,266	87	139	78	61	5	51	10	60	9,757	8,148
	E H K F	6,944	13	3	1	—	1	—	—	46	7,008	13,111
Boğazlıyan	E H K F	11,541	142	171	60	56	10	31	7	50	12,068	14,771
	E H K F	5,417	62	10	1	3	—	—	—	22	5,515	24,842
Sorgun	E H K F	10,437	77	113	64	40	5	21	2	129	10,888	9,551
	E H K F	7,424	4	2	2	—	—	—	—	154	7,586	15,993
YEKÜN Total	E H K F	46,563	987	1,139	426	354	57	490	102	471	50,589	47,486
	E H K F	28,418	112	25	23	5	1	—	2	299	28,885	82,537
Umumî yekûn Total général		74,981	1,099	1,164	449	359	58	490	104	770	79,474	130,023
VİLÂYET : ÇANKIRI												
Çankırı	E H K F	17,088	962	637	258	207	15	468	14	164	19,813	14,223
	E H K F	16,155	32	64	6	4	1	—	—	285	16,547	23,045
Çerkeş	E H K F	11,633	239	299	29	61	10	9	6	54	12,340	9,189
	E H K F	12,285	51	5	2	—	—	—	—	19	12,362	15,138

KADRO II
CADRE

Nüfusun meslekler itibarile inkısamı
Répartition de la population d'après les professions
VİL AYET : ÇANKIRI (Mabat - Suite)

KAZALAR Cazas	Cinsiyet Sexes	MESLEKLER — Professions										Mesleksiz ve ya mesleki meçhal Sans profession ou profession inconnue	
		Zirai agri- coles	Sınai indus- triell- tes	Ticari com- merci- ales	Ser- best libé- rales	Memur Fonc- tion- naires	Hakimler Magis- trature	Ordu Armée	P.T.T P.T.T	Muh- telif däver- ses	Meslekler yekünü Total des professions		
		E H K F	E H K F	E H K F	E H K F	E H K F	E H K F	E H K F	E H K F	E H K F	E H K F		
İlgaz	E	6,652	146	76	109	60	4	5	2	49	7,103	7,938	
	H	7,730	1	—	4	4	—	—	—	—	7,739	11,782	
YEKÜN Total	E	35,373	1,347	1,012	396	328	29	482	22	267	39,256	31,350	
	H	36,170	84	69	12	8	1	—	—	304	36,648	49,965	
Umumi yekün Total général	E	71,543	1,431	1,081	408	336	30	482	22	571	75,904	81,315	
VİL AYET : ÇORUM													
Çorum	Şehir Ville	E	1,668	1,315	1,036	92	276	20	981	6	135	5,529	4,189
		H	130	32	5	11	7	—	—	—	39	224	9,722
	Köyler Villages	E	10,265	25	59	72	15	—	1	1	40	10,478	8,956
		H	3,603	11	5	—	—	—	—	—	4	3,623	18,148
	Yekün Total	E	11,933	1,340	1,095	164	291	20	982	7	175	16,007	13,145
		H	3,733	43	10	11	7	—	—	—	43	3,847	27,870
Hüseynabat	E	5,918	113	138	40	45	6	48	—	32	6,340	6,227	
	H	1,290	10	—	—	—	—	—	—	—	1,300	13,059	
İskilip	Şehir Ville	E	753	909	275	49	127	5	33	11	118	2,280	2,463
		H	115	10	2	2	5	—	—	—	26	160	5,400
	Köyler Villages	E	10,717	56	17	28	22	—	—	—	67	10,907	9,307
		H	3,064	19	—	—	—	—	—	—	6	3,089	20,157
	Yekün Total	E	11,470	965	292	77	149	5	33	11	185	13,187	11,770
		H	3,179	29	2	2	5	—	—	—	32	3,249	25,557

KADRO II
CADRE

Nüfusun meslekler itibarile inkısamı
Répartition de la population d'après les professions
VİLİYET : **ÇORUM** (Mabat - Suite)

KAZALAR Cazas	Cinsiyet Sexes	MESLEKLER — Professions										Mesleksiz ve ya mesleki meğhul Sans profession ou profession inconnue
		Zirai agri- coles	Sinai indus- tri- les	Ticari com- merci- ales	Ser- best libe- rales	Memur Fonc- tion- naires	Hakimler Magis- trature	Ordu Armée	P.T.T P.T.T	Muh- telif diver- ses	Meslekler yekünü Total des professions	
Mecitözü	E	7,831	139	212	66	66	7	25	7	58	8,411	8,557
	H K F	2,367	28	34	4	3	—	—	—	64	2,500	17,223
Osmancık	E	5,900	267	154	54	73	1	23	1	58	6,531	6,948
	H K F	1,107	15	1	4	—	—	—	—	—	1,127	14,593
Sungurlu	E	8,928	258	306	117	101	6	34	22	68	9,840	9,138
	H K F	1,924	6	3	1	3	—	—	—	2	1,939	19,561
YEKÜN Total	E	51,980	3,082	2,197	518	725	45	1,145	48	576	60,316	55,785
	H K F	13,600	131	50	22	18	—	—	—	141	13,962	117,863
Umumî yekün Total général		65,580	3,213	2,247	540	743	45	1,145	48	717	74,278	173,648

VİLİYET : **AMASYA**

Amasya	Şehir Ville	E	1,648	668	798	96	238	35	1,065	64	156	4,768	2,238
		H K F	294	42	5	19	12	—	—	—	25	397	5,421
Amasya	Köyler Villages	F	13,168	172	199	67	42	5	6	23	140	13,822	9,758
		H K F	8,533	9	2	—	—	—	—	—	37	8,581	15,494
Amasya	Yekün Total	E	14,816	840	997	163	280	40	1,071	87	296	18,590	11,996
		H K F	8,827	51	7	19	12	—	—	—	62	8,978	20,915
Gümüşhacıköy		E	5,056	337	339	59	59	7	51	1	73	6,032	5,776
		H K F	2,417	157	9	5	—	—	—	—	11	2,599	11,857

KADRO II
CADRE

Nüfusun meslekler itibarile inkişamı
Répartition de la population d'après les professions
VİLÂYET : **AMASYA** (Mabat - Suite)

KAZALAR Cazas	Cinsiyet Sexes	MESLEKLER — Professions										Mesleksiz ve ya mesleki meçhat Sans profession ou profession inconnue	
		Zirai agricoles	Sınai industrielles	Ticari commerciales	Serbest libérales	Memur Fonctionnaires	Hakimler Magistrature	Ordu Armée	P.T.T. P.T.T.	Muhelif diverses	Meslekler yekünü Total des professions		
Merzifon	Şehir Ville	E	813	676	602	33	85	12	617	7	57	2,902	2,598
		H											
	K	39	61	3	4	—	—	—	—	—	1	108	5,726
	F												
	Köyler Villages	E	3,738	14	53	29	5	5	—	3	10	3,863	4,085
		H											
K	1,151	5	2	8	—	—	—	—	—	—	1,166	7,693	
F													
Yekün Total	E	4,551	690	655	62	90	17	617	10	73	6,765	6,683	
	H												
K	1,190	66	5	12	—	—	—	—	—	1	1,274	13,419	
F													
YEKÛN Total	E	24,423	1,867	2,041	284	429	64	1,739	98	442	31,387	24,455	
	H												
K	12,434	274	21	36	12	—	—	—	—	74	12,851	46,191	
F													
Umumî yekün Total général	E	36,857	2,141	2,062	320	441	64	1,739	98	516	44,238	70,646	
	H												
K													
F													
VİLÂYET : TOKAT													
Tokat	Şehir Ville	E	2,679	1,487	1,108	101	397	14	978	5	274	7,043	5,054
		H											
	K	222	40	13	27	7	—	—	—	—	26	335	9,958
	F												
	Köyler Villages	E	14,783	287	327	84	33	—	4	1	248	15,767	10,454
		H											
K	11,726	68	18	3	1	6	—	—	—	59	11,881	17,317	
F													
Yekün Total	E	17,462	1,774	1,435	185	430	14	982	6	522	22,810	15,508	
	H												
K	11,948	108	21	30	8	6	—	—	—	85	12,216	27,275	
F													
Artıkova	E	5,780	54	76	38	18	3	70	3	54	6,096	4,257	
	H												
K	5,630	2	—	1	—	—	—	—	—	7	5,640	5,933	
F													
Erbea	E	11,971	304	375	77	87	8	62	6	171	13,061	11,765	
	H												
K	15,309	76	4	9	—	—	—	—	—	103	15,501	13,463	
F													

KADRO II
CADRE

Nüfusun meslekler itibarile inkısamı
Répartition de la population d'après les professions
VİLİYET : TOKAT (Mabat - Suite)

KAZALAR Cazas	Clas- yet Sexes	MESLEKLER — Professions										Mesleksiz ve ya mesleki meçhul Sans profession ou profession inconnue
		Zirai agri- coles	Sınai Indus- triél- les	Ticari com- merci- ales	Ser- best libé- rales	Memur Fonc- tion- naires	Hakimler Magis- trature	Ordu Armée	P.T.T P.T.T	Muh- telif diver- ses	Meslekler yekünü Total des professions	
Niksar	E	5,908	349	276	41	67	9	36	4	64	6,754	6,780
	H K F	5,097	11	5	5	—	—	—	—	6	5,124	9,918
Reşadiye	E	6,677	25	42	36	24	9	20	5	6	6,844	5,717
	H K F	9,074	1	—	1	—	—	—	—	—	9,076	5,847
Zile	E	1,800	998	611	87	62	6	48	10	92	3,714	3,606
	H K F	324	45	3	7	2	—	—	—	13	394	7,663
Zile	E	8,857	51	51	40	12	—	1	—	176	9,188	8,316
	H K F	10,307	24	10	—	—	—	—	—	70	10,411	10,186
Yekün Total	E	10,657	1,049	662	127	74	6	49	10	268	12,902	11,922
	H K F	10,631	69	13	7	2	—	—	—	83	10,805	17,849
YEKÜN Total	E	58,455	3,555	2,866	504	700	49	1,219	34	1,085	68,467	55,949
	H K F	57,689	267	53	53	10	6	—	—	284	58,362	80,285
Umumî yekün Total général		116,144	3,822	2,919	557	710	55	1,219	34	1,369	126,829	136,234

VİLİYET : KAYSERİ

Kayseri	E	2,969	2,391	1,834	244	397	28	1,042	102	282	9,289	10,228
	H K F	324	173	11	18	4	—	—	—	63	593	19,024
Kayseri	E	11,131	644	419	142	81	4	22	32	212	12,687	15,350
	H K F	2,639	487	7	4	2	—	—	—	13	3,152	29,390
Yekün Total	E	14,100	3,035	2,253	386	478	32	1,064	134	494	21,976	25,578
	H K F	2,963	660	18	22	6	—	—	—	76	3,745	48,414

KAZALAR Cazas	Cinsiyet Sexes	MESLEKLER — Professions										Mesleksiz ve ya mesleki meçhul Sans profession ou profession inconnue
		Zirai agri- coles	Sınai indus- triel- les	Ticari com- merci- ales	Ser- best libé- rales	Memur Fonc- tion- naires	Hakimler Magis- trature	Ordu Armée	P.T.T P.T.T	Muh- telif diver- ses	Meslekler yekünü Total des professions	
Bünyan	E	8,048	266	141	61	58	4	39	6	33	8,656	8,836
	H											
	F	7,726	132	—	3	1	—	—	—	16	7,878	12,118
Develi	E	8,299	516	518	95	88	4	30	1	36	9,587	13,941
	H											
	F	3,002	280	58	9	—	—	—	—	43	3,392	23,933
İncesu	E	2,986	154	200	46	49	4	24	12	200	3,675	4,600
	H											
	F	558	68	25	3	—	—	—	—	21	675	8,761
Pınarbaşı (Aziziye)	E	10,091	225	275	82	62	4	240	7	62	11,048	10,591
	H											
	F	3,775	272	9	4	2	—	—	—	16	4,078	19,888
YEKÜN Total	E	43,524	4,196	3,387	670	735	48	1,397	160	825	54,942	63,546
	H											
	F	18,024	1,412	110	41	9	—	—	—	172	19,768	113,114
Umumî yekün Total général		61,548	5,608	3,497	711	744	48	1,397	160	997	74,710	176,660

VİLİYET : SİVAS

Sivas	E	1,480	1,412	1,501	172	378	62	2,124	37	315	7,481	7,023
	H											
	F	189	18	6	48	3	—	—	—	6	270	13,724
Köyler Villages	E	5,724	10	45	26	21	—	1	—	4	5,831	7,295
	H											
	F	3,277	1	1	—	—	—	—	—	1	3,280	11,618
Yekün Total	E	7,204	1,422	1,546	198	399	62	2,125	37	319	13,312	14,318
	H											
	F	3,466	19	7	48	3	—	—	—	7	3,550	25,342
Darende	E	3,617	233	567	60	32	5	35	3	63	4,615	5,621
	H											
	F	4,129	10	2	1	—	—	—	—	1	4,143	8,624

KADRO II
CADRE

Nüfusun meslekler itibarile inkisami
Répartition de la population d'après les professions
VİLAYET : SİVAS (Mabat - Suite)

KAZALAR Cazas	Cins- yet Sexes	MESLEKLER — Professions										Mesleksiz ve ya mesleki meçhul Sans profession ou profession inconnue
		Zirai agri- coles	Sınai indus- tri- elles	Ticari com- merci- ales	Ser- best libé- rales	Memur Fonc- tion- naires	Hakimler Magis- trature	Ordu Armée	P.T.T P.T.T	Muh- telif diver- ses	Meslekler yekûnu Total des professions	
Divriki	E	4,895	400	226	30	75	3	20	11	99	5,759	5,279
	K F	7,015	17	4	2	1	—	—	—	3	7,042	7,205
Gürün	E	3,573	221	230	26	69	6	58	5	71	4,259	4,453
	K F	2,139	15	1	1	1	—	—	—	18	2,175	7,841
Hafik	E	10,210	38	55	34	61	2	33	1	11	10,445	7,043
	K F	11,490	2	2	4	—	—	—	—	—	11,498	8,962
Kangal	E	8,759	69	164	19	45	8	57	8	23	9,152	6,743
	K F	11,117	6	3	1	—	—	—	—	5	11,132	6,228
Şarkışla (Tenos)	E	11,628	114	147	40	73	1	29	3	21	12,056	10,881
	K F	8,577	5	2	1	—	—	—	—	3	8,588	18,556
Yıldızeli	E	8,901	45	81	30	69	1	3	1	21	9,152	7,930
	K F	6,407	4	1	—	3	—	—	—	—	6,415	13,169
Zara	E	11,720	156	172	36	119	10	902	8	49	13,172	9,651
	K F	11,502	13	1	2	—	—	—	—	3	11,521	13,719
YEKÜN Total	E	70,507	2,698	3,188	473	942	98	3,262	77	677	81,922	71,919
	K F	65,842	91	23	60	8	—	—	—	40	66,064	109,646
Umumi yekün Total général		136,349	2,789	3,211	533	950	98	3,262	77	717	147,986	181,565

Kadro III

CADRE

NÜFUSUN DİNLER VE MALULİYETLER İTİBARILE İNKISAMI

RÉPARTITION DE LA POPULATION D'APRÈS
LES RELIGIONS — RELEVÉ DES INFIRMITÉS

A. — MERKEZİ ANADOLU VİLÂYETLERİ

VILAYETS DE L'ANATOLIE CENTRALE

Ankara	Angora	Yozgat	Yozgat
Eskişehir	Eskichehir	Çankırı	Tchankiri
Afyonkarahisar	Afionkarahisar	Çorum	Tchoroum
Konya	Konia	Amasya	Amassia
Aksaray	Aksaraïl	Tokat	Tokat
Niğde	Nigde	Kayseri	Kaïsseri
Kırşehir	Kirchehir	Sivas	Sivas

KADRO III
CADRE

Nüfusun dinler ve maluliyetler itibarıyla inkısaı
Répartition de la population d'après les religions — Relevé des infirmités
VİLİYET : ANKARA

KAZALAR Cazas	Cinsiyet Sexes	DİNLER — Religions									MALULİYETLER — Infirmités							
		İslam Mu- sul- mans	Kato- lik Catho- liques	Protis- tan Protes- tants	Orto- doks Ortho- doxes	Erme- ni Armé- niens	Hris- tiyan Chrê- tiens	Muse- vi Israé- lites	Sair dinler Autres religions	Dinsiz ve ya dini meçhul Religion incon- nue ou sans	Malu- liyet- siz Sans infirmité	Kör Aveu- gles	Sagr- dilsiz Sourd- muets	Topal Estro- piés des jambes	Çolak Man- chots	Kan- bur Bos- sus	Sai malu- yetli Autr infirmités	
Ankara	Şehir Ville	E	47,032	703	190	453	276	206	330	53	105	48,804	37	37	115	53	1	3
		H	23,646	527	97	64	402	83	328	16	42	25,031	22	17	62	3	5	
	Köyler Villages	E	16,027	58	13	5	44	3	1	6	1	15,794	26	25	124	36	3	1
		H	16,736	17	8	3	101	5	—	—	—	16,693	20	8	99	3	3	
	Yekün Total	E	63,059	761	203	458	320	209	331	59	106	64,598	63	62	239	89	4	4
		H	40,382	544	105	67	503	88	328	16	42	41,724	42	25	161	6	8	14
Ayaş	E	10,293	1	—	—	—	—	—	—	—	10,175	8	9	43	17	3	3	
	H	12,104	1	—	1	—	—	—	—	—	12,062	10	1	20	4	—		
Balâ	E	12,804	—	—	—	—	—	—	—	—	12,613	15	17	52	42	1	6	
	H	13,824	—	—	—	—	—	—	—	—	13,759	4	7	22	2	1	2	
Beypazarı	E	9,293	—	—	—	—	1	—	—	—	9,190	11	5	31	13	—	4	
	H	11,335	—	—	—	—	—	—	—	—	11,276	12	7	15	—	1	2	
Çubuk	E	12,526	1	5	—	—	—	—	—	—	12,335	16	10	77	23	4	6	
	H	13,505	—	—	1	—	—	—	—	—	13,379	16	5	66	6	1	3	
Haymana	E	14,508	1	—	10	2	—	—	—	—	14,327	12	14	51	22	4	9	
	H	14,758	—	—	—	—	—	—	—	—	14,708	10	2	16	4	—	1	
Kalecik	E	17,909	11	12	9	1	57	—	—	—	17,791	22	23	53	23	1	86	
	H	20,717	2	—	—	1	—	—	—	—	20,638	14	3	35	4	—	26	
Keskin	E	22,732	109	22	8	63	—	3	—	—	22,599	35	18	109	54	2	120	
	H	25,938	14	5	—	39	—	1	—	—	25,936	15	2	23	—	—	21	

KADRO III
CADRE

Nüfusun dinler ve maluliyetler itibarıyla inkişafı
Répartition de la population d'après les religions - Relevé des infirmités
VİLİYET : ANKARA (Mabat-Suite)

KAZALAR Cazas	Cinsiyet Sexes	DİNLER — Religions									MALULİYETLER — Infirmités						
		İslam Mu- sul- mans	Kato- lik Catho- liques	Protis- tan Protes- tants	Orto- doks Ortho- doxes	Erme- ni Armé- niens	Hiris- tiyan Chrê- tiens	Muse- vi Israê- lites	Sair dinler Autres religions	Dinsiz veya dini meçhul Religion incon- nue ou sans	Malu- liyet- siz Sans infirmité	Kör Aveu- gles	Sagır dişiz Sourd- muets	Topal Estro- pies des lampes	Çolak Man- chots	Kan- bur Bos- sus	Sair maluli- yetler Autres infirmités
Nallıhan	E	6,648	—	—	—	—	—	—	—	—	6,554	11	5	19	14	1	44
	H K F	7,589	—	—	—	—	—	—	—	—	7,549	15	3	14	2	—	6
Polatlı	E	8,365	—	—	1	—	1	—	10	—	8,271	16	4	28	14	—	44
	H K F	8,218	—	—	—	—	—	—	—	2	8,165	2	5	28	2	1	17
Yabanabat	E	24,450	—	—	6	—	—	—	—	—	23,776	87	57	197	90	4	245
	H K F	29,222	—	—	—	—	—	—	—	—	29,003	58	15	83	7	3	53
YEKÛN Total	E	202,587	884	242	492	386	268	334	69	106	202,229	296	224	899	401	24	1,295
	H K F	197,592	561	110	69	543	88	329	16	44	198,199	198	75	483	37	15	345
Umumî yekûn Total général		400,179	1,445	352	561	929	356	663	85	150	400,428	494	299	1,332	438	39	1,640

VİLİYET : EŞKİŞEHİR

Eski- şehir	Şehir Ville	E	16,475	41	29	69	2	4	11	9	4	16,335	23	25	68	27	6	160
		H K F	15,645	23	9	6	—	—	8	—	—	6	15,624	13	6	16	5	1
Köyler Villages	Yekûn Total	E	23,801	1	1	—	—	—	—	2	—	23,254	31	37	115	72	6	290
		H K F	25,613	—	—	—	—	—	—	—	—	25,490	19	15	32	8	2	47
Seyitgazi	Yekûn Total	E	40,276	42	30	69	2	4	11	11	4	39,589	54	62	183	99	12	450
		H K F	41,258	23	9	6	—	—	8	—	6	41,114	32	21	48	13	3	79
Sivrihisar	Yekûn Total	E	8,304	—	—	—	—	—	—	—	—	8,102	20	12	41	23	2	104
		H K F	9,375	—	—	—	—	—	—	—	—	9,304	13	7	13	6	3	29
Sivrihisar	Yekûn Total	E	14,693	2	—	3	—	—	—	—	—	14,457	21	16	56	28	3	117
		H K F	16,765	—	—	—	—	—	—	—	—	16,689	10	5	35	4	1	21

KADRO III
CADRE

Nüfusun dinler ve maluliyetler itibarile inkişası
Répartition de la population d'après les religions — Relevé des infirmités
VİLAYET : **ESKİŞEHİR** (Mabat - Suite)

KAZALAR Cazas	Cinsi- yet SEXES	DİNLER — Religions									MALULİYETLER — Infirmités							
		İslam Mu- sul- mans	Kato- lik Catho- liques	Protis- tan Protes- tants	Orto- doks Ortho- doxes	Erme- ni Armé- niens	Hris- tiyan Chrê- tiens	Muse- vi Israé- lites	Sair dinler Autres religions	Dinsiz veya dinî meçhul Religion incon- nue ou sans	Malu- liyet- siz Sans infirmité	Kör Aveu- gles	Sağır dilsiz Sourd- muets	Topal Estro- piés des jambes	Çolak Man- chots	Kan- bur Bos- sus	Sair maluli- yetler Autres infirmités	
Mihaliccik	E	11,103	7	5	6	1	—	6	—	1	10,936	19	11	34	26	3	100	
	H K F	12,301	—	—	—	—	—	—	—	1	12,254	7	7	15	2	—	17	
YEKÜN Total	E	74,376	51	35	78	3	4	17	11	5	73,084	114	101	314	176	20	771	
	H K F	79,699	23	9	6	—	—	8	—	7	79,361	62	40	111	25	7	146	
Umumî yekûn Total général		154,075	74	44	84	3	4	25	11	12	152,445	176	141	425	201	27	917	
VİLAYET : AFYONKARAHİSAR																		
Afyon- kara- hisar	Şehir Ville	E	12,348	11	1	—	1	22	11	—	—	12,136	25	23	58	28	1	123
		H K F	11,026	1	—	1	—	—	—	—	—	10,920	19	11	30	6	7	35
	Köyler Villages	E	36,227	—	—	—	—	—	—	—	—	35,524	85	38	183	123	13	261
		H K F	42,614	—	—	—	—	—	—	—	—	42,377	73	31	51	21	2	59
Yekûn Total	E	48,575	11	1	—	1	22	11	—	—	47,660	110	61	241	151	14	384	
	H K F	53,640	1	—	1	—	—	—	—	—	53,297	92	42	81	27	9	94	
Aziziye	E	20,512	—	1	—	—	—	—	—	—	20,138	28	20	77	80	8	162	
	H K F	23,564	—	—	—	—	—	—	—	—	23,412	30	7	44	25	4	4	
Bolvadın	E	18,018	—	—	—	—	2	—	—	—	17,412	56	28	111	69	5	33	
	H K F	21,218	—	—	—	—	—	—	—	—	21,019	40	17	31	10	4	9	
Dinar	E	16,379	—	—	—	—	—	—	—	—	16,123	29	15	73	36	4	9	
	H K F	19,800	—	—	—	—	—	—	—	—	19,682	19	10	32	7	1	4	
Sandıklı	E	16,864	1	—	—	—	—	—	—	—	16,522	40	35	86	53	6	12	
	H K F	20,755	—	—	—	—	—	—	—	—	20,618	32	10	24	13	1	5	

KADRO III
CADRE

Nüfusun dinler ve maluliyetler itibarıyla inkişafı
Répartition de la population d'après les religions — Relevé des infirmités
VİLAYET : **AFYONKARAHİSAR** (Mabat - Suite)

KAZALAR Cazas	Clas- yet sexes	DİNLER — Religions									MALULİYETLER — Infirmités							
		İslam Mu- sul- mans	Kato- lik Catho- liques	Protis- tan Protes- tants	Orto- doks Ortho- doxes	Erme- ni Armé- niens	Hiris- tiyan Chrê- tiens	Muse- vi Israé- lites	Sair dinler Autres religions	Dinsiz veya dini meçhul Religion incon- nue ou sans	Malu- liyet- siz Sans infirmité	Kör Aveu- gles	Sagir dilsiz Sourd- mucts	Topal Estro- piés des jambes	Çolak Man- chots	Kan- bur Bos- sus	Sair maluli- yetler Autres infirmités	
YEKÜN Total	E	120,348	12	2	—	1	24	11	—	—	117,855	263	159	588	389	37	1,107	
	H K F	138,977	1	—	1	—	—	—	—	—	138,028	213	86	212	82	19	339	
Umumî yekün Total général		259,325	13	2	1	1	24	11	—	—	255,883	476	245	800	471	56	1,446	
VİLAYET : KONYA																		
Konya	Şehir Ville	E	23,722	71	10	11	92	23	5	3	—	23,204	165	54	71	53	16	374
		H K F	23,362	49	12	5	98	22	3	8	—	23,195	86	43	67	10	8	150
Konya	Köyler Villages	E	26,289	—	—	—	1	—	—	—	25,658	76	58	172	65	15	246	
		H K F	29,116	3	—	—	1	—	—	—	28,844	77	30	52	8	1	108	
Konya	Yekün Total	E	50,011	71	10	11	93	23	5	3	—	48,862	241	112	243	118	31	620
		H K F	52,478	52	12	5	99	22	3	8	—	52,039	163	73	119	18	9	258
Akşehir		E	21,655	7	5	37	—	—	3	—	—	21,162	74	57	148	89	15	162
		H K F	24,219	9	7	40	2	—	4	—	—	24,051	56	33	55	15	9	62
Beyşehir		E	17,188	—	—	—	11	11	—	—	—	16,843	44	33	114	62	13	101
		H K F	21,915	—	—	—	16	—	—	—	—	21,755	38	30	36	3	1	68
Bozkır		E	16,317	—	—	—	—	—	—	—	—	16,059	35	15	74	56	10	68
		H K F	19,127	—	—	—	—	—	—	—	—	18,999	35	17	33	9	2	32
Cihanbeyli		E	10,033	—	—	—	—	—	—	—	—	9,864	15	12	37	18	3	84
		H K F	10,542	—	—	—	—	—	—	—	—	10,514	5	5	5	3	—	10
Çumra		E	18,019	—	—	—	—	—	—	—	—	17,647	61	30	104	67	9	101
		H K F	19,046	—	—	—	—	1	—	—	—	18,860	46	25	56	10	5	45

KADRO III
CADRE

Nüfusun dinler ve maluliyetler itibarile inkişami
Répartition de la population d'après les religions — Relevé des infirmités

VİLAYET : KONYA (Mabat - Suite)

KAZALAR Cazas	Clas- yet Sexes	DİNLER — Religions								MALULİYETLER — Infirmités							
		İslam Mu- sul- mans	Kato- lik Catho- liques	Protis- tan Protes- tants	Orto- doks Ortho- doxes	Erme- ni Armé- niens	Hris- tiyan Chrê- tiens	Muse- vi Israë- lites	Sair dinler Autres religions	Dinsiz veya dinî meçhûl Religion incon- nue ou sans	Malu- liyet- siz Sans infirmité	Kör Aveu- gles	Sagır dilsiz Sourd- muets	Topal Estro- pides des jambes	Çolak Man- chots	Kan- bur Bos- sus	Sair maluli- yetler Autres infirmités
Ereğli	E H	16,278	13	—	—	109	—	—	—	—	16,045	31	20	97	44	1	162
	K F	17,057	—	1	—	136	—	—	—	3	16,993	24	15	101	11	2	51
Ermenak	E H	12,828	—	—	—	—	—	—	—	—	12,442	41	28	117	66	12	122
	K F	15,942	—	—	—	—	—	—	—	—	15,744	62	14	58	9	2	53
Hadım	E H	9,860	—	—	—	—	—	—	—	—	9,633	32	19	58	46	2	70
	K F	11,924	—	—	—	—	—	—	—	—	11,835	26	11	22	5	1	24
İlgin	E H	15,145	—	—	—	—	—	—	—	—	14,777	52	35	87	77	6	111
	K F	17,530	—	—	—	—	—	—	—	—	17,403	28	10	37	3	2	47
Karaman	E H	17,618	—	—	—	—	2	—	1	—	17,086	57	62	149	85	10	172
	K F	19,635	1	3	—	2	1	2	—	—	19,408	53	22	71	23	7	60
Saideli	E H	10,999	1	—	—	—	3	—	—	—	10,748	28	17	41	20	2	147
	K F	11,642	—	—	—	—	—	—	—	—	11,538	27	9	12	6	1	49
Seydişehir	E H	14,043	—	—	—	3	—	—	—	—	13,697	39	43	103	49	2	138
	K F	15,829	—	—	—	13	—	—	—	—	15,699	30	18	41	11	5	13
Sultaniye	E H	7,934	—	—	—	—	—	—	—	—	7,796	19	13	36	27	1	42
	K F	8,706	—	—	—	—	—	—	—	—	8,653	11	8	20	5	1	8
YEKÜN Total	E H	237,928	92	15	48	216	39	8	4	—	232,661	769	496	1,408	824	117	2,075
	K F	265,592	62	23	45	268	24	9	8	3	263,491	604	290	666	131	47	805
Umumî yekûn Total général		503,520	154	38	93	484	63	17	12	3	496,152	1,373	786	2,074	955	164	2,880

KADRO III
CADRE

Nzfusun dınler ve maluliyetler itibarile inkısamı
Répartition de la population d'après les religions — Relevé des infirmités
VİLÄYET : AKSARAY

KAZALAR Cazas	Cınsı- yet Sexes	DİNLER — Religions									MALULİYETLER — Infirmités						
		İslam Mu- sul- mans	Kato- lik Catho- liques	Protis- tan Protes- tants	Orto- doks Ortho- doxes	Erme- ni Arme- niens	Hıris- tiyan Chrê- tiens	Muse- vi Israê- lites	Sair dinler Autres religions	Dinsiz veya dini meçhul Religion incon- nue ou sans	Malu- liyet- siz Sans infirmité	Kör Aveu- gles	Sagır dilsiz Sourd- muets	Topal Estro- nés des jampes	Çolak Man- chots	Kan- bur Bos- sus	Sair maluli- yetler Autres infirmités
Aksaray	E	34,040	—	12	—	77	1	—	—	—	33,623	62	26	187	85	9	138
	H K F	37,368	1	13	—	65	—	—	—	—	37,230	44	23	80	18	6	46
Arapsun	E	7,392	—	—	—	—	—	1	3	—	7,243	22	5	46	35	2	43
	H K F	9,019	—	—	—	—	—	—	5	—	8,973	6	3	26	—	—	16
Koçhisar	E	18,880	—	—	—	1	—	—	—	—	18,618	41	12	80	45	3	82
	H K F	20,153	—	—	—	—	—	—	—	—	20,017	24	6	64	8	2	32
YEKÜN Total	E	60,312	—	12	—	78	1	1	3	—	59,484	125	43	313	165	14	263
	H K F	66,540	1	13	—	65	—	—	5	—	66,220	74	32	170	26	8	94
Umumî yekûn Total général		126,852	1	25	—	143	1	1	8	—	125,704	199	75	483	191	22	357
VİLÄYET : NİĞDE																	
Niğde	E	28,322	—	1	—	8	—	—	—	—	27,708	73	46	202	107	6	189
	H K F	30,801	2	1	2	—	7	—	2	—	30,512	46	24	163	8	3	59
Bor	E	13,409	—	—	—	—	—	—	—	—	12,889	65	33	142	72	9	199
	H K F	14,506	—	—	—	—	—	—	—	—	14,115	70	23	209	17	3	69
Nev- şehir	E	6,200	7	—	—	—	2	—	—	—	6,067	11	10	48	26	2	45
	H K F	7,236	—	—	—	—	—	—	—	—	7,090	21	6	73	12	5	29
Nev- şehir	E	13,369	—	—	—	—	—	—	—	—	13,003	55	38	117	46	2	108
	H K F	15,951	—	—	—	—	—	—	—	—	15,718	44	13	109	6	3	58
Yekûn Total	E	19,569	7	—	—	—	2	—	—	—	19,070	66	48	165	72	4	153
	H K F	23,187	—	—	—	—	—	—	—	—	22,808	65	19	182	18	8	87

KADRO III
CADRE

Nüfusun dinler ve maluliyetler itibarıyla inkısa
Répartition de la population d'après les religions — Relevé des infirmités
VİLAYET : NİĞDE (Mabat - Suite)

KAZALAR Cazas	Clas- yet Szas	DİNLER — Religions								MALULİYETLER — Infirmités							
		İslam Mu- sul- mans	Kato- lik Catho- liques	Protis- tan Protes- tants	Orto- doks Ortho- doxes	Erme- ni Armé- niens	Hris- tiyan Chrê- tiens	Muse- vi Israê- lites	Sair dinler Autres religions	Dinsiz veya dini meçhul Religion incon- nue ou sans	Malu- liyet- siz Sans infirmité	Kör Aveu- gles	Sagır dilsiz Sourd- muets	Topal Estro- piés des jambes	Çolak Man- chots	Kan- bur Bos- sus	Sair malul- iyetler Autres infirmités
Ulukışla	E	7,246	—	—	—	—	—	—	—	—	7,052	22	20	44	48	4	56
	H K F	7,565	—	—	—	—	—	—	—	—	7,473	16	8	30	9	—	29
Ürgüp	E	9,543	—	—	—	—	—	3	—	—	9,237	43	22	105	51	6	82
	H K F	11,873	—	—	—	—	—	—	—	—	11,683	39	12	97	3	1	38
YEKÜN Total	E	78,089	7	1	—	8	2	—	3	—	75,956	269	169	658	350	29	679
	H K F	87,932	2	1	2	—	7	—	2	—	86,591	236	86	681	55	15	282
Umumî yekûn Total général		166,021	9	2	2	8	9	—	5	—	162,547	505	255	1,339	405	44	961
VİLAYET : KIRŞEHİR																	
Kırşehir	E	30,838	—	1	5	21	—	2	6	—	30,212	61	44	172	81	2	301
	H K F	36,677	—	—	3	3	—	—	1	—	36,389	44	13	143	18	2	75
Avanos	E	10,779	2	—	—	1	—	—	—	—	10,520	41	15	60	30	1	115
	H K F	13,452	—	—	—	—	—	—	—	—	13,347	13	10	49	3	1	29
Mecidiye	E	9,203	—	—	—	1	8	—	—	—	9,077	35	10	35	14	2	39
	H K F	10,897	—	—	—	—	7	1	—	—	10,881	5	2	8	2	—	7
Mucur	E	6,846	—	—	—	—	—	—	—	1	6,713	13	14	46	19	3	39
	H K F	8,146	—	—	—	—	—	—	—	—	8,102	5	9	16	3	—	11
YEKÜN Total	E	57,666	2	1	5	23	8	2	6	1	56,522	150	83	313	144	8	494
	H K F	69,172	—	—	3	3	7	1	1	—	68,719	67	34	216	26	3	122
Umumî yekûn Total général		126,838	2	1	8	26	15	3	7	1	125,241	217	117	529	170	11	616

Nüfusun dinler ve maluliyetler itibarıyla inkişafı

Répartition de la population d'après les religions — Relevé des infirmités

KADRO III
CADRE

VİLİYET : YOZGAT

KAZALAR Cazas	Cinsiyet Sexes	DİNLER — Religions									MALULİYETLER — Infirmités							
		İslam Mu- sul- mans	Kato- lik Catho- liques	Protis- tan Protes- tants	Orto- doks Ortho- doxes	Erme- ni Armé- niens	Hris- tiyan Chrê- tiens	Muse- vi Israê- lites	Sair dinler Autres religions	Dinsiz veya dini meçhul Religion incor- nue ou sans	Malu- liyet- siz Sans infirmités	Kör Aveu- gles	Sagır dilsiz Sourd- muets	Topal Estrô- piés des jambes	Çolak Man- chots	Kan- bur Bos- sus	Sair maluli- yetler Autres infirmités	
		E	H	K	F	E	H	K	F	E	H	K	F	E	H	K	F	
Yozgat	Şehir Ville	4,970	3	1	18	184	1	—	—	—	5,035	16	14	37	12	3	60	
	Köyler Villages	5,512	—	—	29	274	6	—	—	—	5,719	15	12	28	3	5	39	
	Yekûn Total	E	27,561	—	—	2	140	—	12	—	—	27,000	83	46	198	147	9	232
		H	31,380	—	—	—	155	—	11	—	—	31,250	63	23	105	17	10	78
Akdağmadeni	E	32,531	3	1	20	324	1	12	—	—	32,035	99	60	235	159	12	292	
	H	36,892	—	—	29	429	6	11	—	—	36,969	78	35	133	20	15	117	
Bogazliyan	E	17,657	—	3	1	244	—	—	—	—	17,355	61	23	166	81	11	208	
	H	19,798	—	4	3	314	—	—	—	—	19,874	48	8	95	10	4	86	
Sorgun	E	25,652	79	10	—	1,014	84	—	—	—	26,267	87	47	197	92	6	143	
	H	28,965	62	9	—	1,282	39	—	—	—	30,089	39	20	131	24	7	47	
YEKÛN Total	E	20,333	9	—	3	93	1	—	—	—	19,961	85	31	146	75	8	133	
	H	23,472	4	2	—	95	6	—	—	—	23,320	66	19	97	14	5	58	
Umumî yekûn Total général	E	96,173	91	14	24	1,675	86	12	—	—	95,618	332	161	744	407	37	776	
	H	109,127	66	15	32	2,120	51	11	—	—	110,252	231	82	456	68	31	302	
VİLİYET : ÇANKIRI																		
Çankırı	E	34,019	1	2	3	—	4	1	3	3	33,238	95	71	258	135	11	228	
	H	39,589	—	1	—	—	—	2	—	—	39,190	66	23	185	22	7	99	
Çerkeş	E	21,529	—	—	—	—	—	—	—	—	21,080	67	26	162	59	9	126	
	H	27,500	—	—	—	—	—	—	—	—	27,172	58	17	142	13	11	87	

KADRO III
CADRE

Nüfusun dinler ve maluliyetler itibarile inkısamı
Répartition de la population d'après les religions — Relevé des infirmités

VİLÂYET : ÇANKIRI (Mabat - Suite)

KAZALAR Cazas	Cinsiyet Sexes	DİNLER — Religions									MALULİYETLER — Infirmités							
		İslam Mu- sul- mans	Kato- lik Catho- liques	Protis- tan Protes- tants	Orto- doks Ortho- doxes	Erme- ni Armé- niens	Hris- tiyan Chrê- tiens	Muse- vi Israé- lites	Sair dinler Autres religions	Dinsiz veya dini meçhul Religion incon- nue ou sans	Malu- liyet- siz Sans infirmité	Kör Aveu- gles	Sagır- dilsiz Sourd- muets	Topal Estro- piés des jambes	Çolak Man- chots	Kan- bur Bos- sus	Sair malu- liyetler Autres infirmités	
İlgaz	E	15,036	—	—	—	5	—	—	—	—	14,735	46	16	105	56	4	79	
	H K F	19,521	—	—	—	—	—	—	—	—	19,250	48	18	125	12	10	58	
YEKÜN Total	E	70,584	1	2	3	5	4	1	3	3	69,053	208	113	525	250	24	433	
	H K F	86,610	—	1	—	—	2	—	—	—	85,612	172	58	452	47	28	244	
Umumî yekün Total général		157,194	1	3	3	5	6	1	3	3	154,665	380	171	977	297	52	677	
VİLÂYET : ÇORUM																		
Çorum	E	9,701	5	1	—	9	—	1	1	—	9,536	42	21	48	20	2	49	
	H K F	9,943	—	1	—	1	1	—	—	—	9,822	31	11	31	7	—	44	
	Köyler Villages	E	19,434	—	—	—	—	—	—	—	—	19,028	42	47	119	58	23	117
		H K F	21,770	—	—	1	—	—	—	—	—	21,523	58	20	108	16	6	40
Yekün Total	E	29,135	5	1	—	9	—	1	1	—	28,564	84	68	167	78	25	166	
	H K F	31,713	—	1	1	1	1	—	—	—	31,345	89	31	139	23	6	84	
Hüseynabat	E	12,553	—	—	—	6	8	—	—	—	12,364	23	15	81	32	6	46	
	H K F	14,355	—	—	—	—	4	—	—	—	14,245	22	1	49	9	—	33	
İskilip	E	4,741	2	—	—	—	—	—	—	—	4,641	17	3	32	12	—	38	
	H K F	5,560	—	—	—	—	—	—	—	—	5,478	24	4	20	4	1	29	
	Köyler Villages	E	20,214	—	—	—	—	—	—	—	—	19,657	74	45	217	80	8	133
		H K F	23,245	—	—	—	1	—	—	—	—	22,938	57	18	125	17	4	87
Yekün Total	E	24,955	2	—	—	—	—	—	—	—	24,298	91	48	249	92	8	171	
	H K F	28,805	—	—	—	1	—	—	—	—	28,416	81	22	145	21	5	116	

KADRO III
CADRE

Nüfusun dinler ve maluliyetler itibarıyla inkişafı
Répartition de la population d'après les religions — Relevé des infirmités
VİLİYET : ÇORUM (Mabat - Suite)

KAZALAR Cazas	Cinsi- yet Sexes	DİNLER — Religions									MALULİYETLER — Infirmités						
		İslam Mu- sul- mans	Kato- lik Catho- liques	Protis- tan Protes- tanis	Orto- doks Ortho- doxes	Erme- ni Armé- niens	Hris- tiyan Chrê- tiens	Muse- vi Israé- lites	Sair dinler Autres religions	Dinsiz veya dini meçhul Religion incon- nue ou sans	Malu- liyet- siz Sans infirmité	Kör Aveu- gles	Sagır dilsiz Sourd- muets	Topal Estro- pés des jambes	Çolak Man- chots	Kan- bur Bos- sus	Sair maluliy- yetler Autres infirmités
Mecidözü	E	16,950	3	—	—	14	—	—	—	1	16,536	50	47	128	71	4	132
	H K F	19,700	9	—	—	13	—	—	—	1	19,509	36	24	97	8	—	49
Osmançık	E	13,477	—	—	—	2	—	—	—	—	13,248	38	21	75	35	6	56
	H K F	15,720	—	—	—	—	—	—	—	—	15,602	36	8	45	5	3	21
Sungurlu	E	18,940	—	—	—	36	2	—	—	—	18,598	47	27	138	73	2	93
	H K F	21,419	—	—	—	80	1	—	—	—	21,330	44	10	78	11	2	25
YEKÜN Total	E	116,010	10	1	—	67	10	1	1	1	113,608	333	226	838	381	51	664
	H K F	131,712	9	1	1	95	6	—	—	1	130,447	308	96	553	77	16	328
Umumi yekün Total général		247,722	19	2	1	162	16	1	1	2	244,055	641	322	1,391	458	67	992

VİLİYET : AMASYA

Sehir Ville	E	6,778	3	—	25	170	25	4	1	—	6,892	17	6	21	6	2	62
	H K F	5,521	—	—	1	264	32	—	—	—	5,769	10	4	14	1	—	20
Köyler Villages	E	23,567	—	—	—	13	—	—	—	—	23,289	18	30	67	53	5	811
	H K F	24,062	—	—	—	10	3	—	—	—	23,959	21	9	42	16	2	26
Yekün Total	E	30,345	3	—	25	183	25	4	1	—	30,181	35	36	88	59	7	180
	H K F	29,583	—	—	1	274	35	—	—	—	29,728	31	13	56	17	2	46
Gümüşhacıköy	E	11,681	—	—	—	105	22	—	—	—	11,537	38	14	73	36	9	101
	H K F	14,250	—	—	—	94	93	19	—	—	14,303	43	18	54	7	5	26

KADRO III
CADRE

Nüfusun dinler ve maluliyetler itibarile inkısamı
Répartition de la population d'après les religions — Relevé des infirmités
VİLAYET : AMASYA (Mabat - Suite)

KAZALAR Cazas	Cinsiyet Sexes	DİNLER — Religions									MALULİYETLER — Infirmités						
		İslam Musal- mans	Kato- lik Catho- liques	Protis- tan Protes- tants	Orto- doks Ortho- doxes	Erme- ni Armé- niens	Hiris- tiyan Chrê- tiens	Muse- vi Israê- lites	Sair dinler Autres religions	Dinsiz veya dini meçhul Religion incou- nue ou sans	Malu- liyet- siz Sans infirmité	Kör Aveu- gles	Sagır dilsiz Sourd- muets	Topal Estre- pés des jambes	Çolak Man- chots	Kan- bur Bos- sus	Sai malu- yetle Autres infirmités
Merzifon	Şehir Ville	E 5,474 H K F	1	—	5	15	5	—	—	—	5,384	10	7	30	13	8	48
	Köyler Villages	E 5,719 H K F	—	—	—	105	10	—	—	—	5,764	15	6	20	—	6	23
		E 7,944 H K F	2	1	—	1	—	—	—	—	7,750	20	14	59	28	4	64
	Yekün Total	E 8,849 H K F	—	2	8	—	—	—	—	—	8,767	18	11	33	1	2	27
		E 13,418 H K F	3	1	5	16	5	—	—	—	13,134	39	21	89	41	12	112
YEKÜN Total	E 14,568 H K F	—	2	8	105	10	—	—	—	14,531	33	17	53	1	8	50	
Umumi yekün Total général	E 55,444 H K F	6	1	30	304	52	4	1	—	54,852	112	71	250	136	28	393	
	E 58,401 H K F	—	2	9	473	138	19	—	—	58,562	107	84	163	25	15	122	
VİLAYET : TOKAT																	
Tokat	Şehir Ville	E 11,654 H K F	1	—	—	384	12	46	—	—	11,845	24	11	66	33	5	113
	Köyler Villages	E 9,811 H K F	2	—	—	439	1	40	—	—	10,187	20	7	35	4	5	35
		E 26,133 H K F	11	1	21	33	9	—	12	1	25,653	64	45	197	109	10	143
	Yekün Total	E 29,153 H K F	—	—	3	42	—	—	—	—	28,934	55	19	79	15	8	88
		E 37,787 H K F	12	1	21	417	21	46	12	1	37,498	88	56	263	142	15	256
Artıkova	E 10,311 H K F	4	—	—	36	—	—	2	—	10,179	20	12	62	34	3	43	
Erbea	E 11,538 H K F	2	—	—	33	—	—	—	—	11,471	17	7	33	6	3	36	
	E 24,824 H K F	1	—	—	1	—	—	—	—	24,334	36	48	169	86	1	152	
	E 28,961 H K F	—	—	—	2	1	—	—	—	28,776	40	18	76	6	1	47	

Nüfusun dinler ve maluliyetler itibarile inkişâmi

Répartition de la population d'après les religions — Relevé des infirmités

VİLÂYET : TOAKT (Mabat - Suite)

KADRO III
CADRE

KAZALAR Cazas	Cinsiyet Sexes	DİNLER — Religions								MALULİYETLER — Infirmités							
		İslam Mu- sul- mans	Kato- lik Catho- liques	Protis- tan Protes- tants	Orto- doks Ortho- doxes	Erme- ni Armé- niens	Hris- tiyan Chrê- tiens	Muse- vi Israê- lites	Sair dinler Autres religions	Dinsiz veya dini meçhûl Religion incon- nue ou sans	Mâlu- liyet- siz Sans infirmité	Kör Aveu- gles	Sağır dilsiz Sourd- muets	Topak Estro- piés des jampes	Çotak Man- chots	Kan- bur Bos- sus	Sair malulî- yetler Autres infirmités
Niksar	E H K F	13,527	—	—	—	7	—	—	—	—	13,266	24	13	103	54	7	67
	E H K F	15,029	—	—	—	12	1	—	—	—	14,914	18	13	44	8	2	43
Reşadiye	E H K F	12,560	1	—	—	—	—	—	—	—	12,249	38	28	109	64	4	69
	E H K F	14,923	—	—	—	—	—	—	—	—	14,767	32	11	48	12	9	44
Sehir Ville	E H K F	7,282	10	—	—	11	17	—	—	—	7,173	14	9	46	19	6	53
	E H K F	8,022	7	—	—	17	11	—	—	—	7,989	16	3	20	3	3	23
Zile Köyler Villages	E H K F	17,492	—	—	—	10	2	—	—	—	17,091	45	38	153	78	8	91
	E H K F	20,583	—	—	1	5	1	6	—	1	20,393	37	13	72	19	5	58
Yekûn Total	E H K F	24,774	10	—	—	21	19	—	—	—	24,264	59	47	199	97	14	144
	E H K F	28,605	7	—	1	22	12	6	—	1	28,382	53	16	92	22	8	81
YEKÛN Total	E H K F	123,783	28	1	21	482	40	46	14	1	121,790	265	204	905	477	44	731
	E H K F	138,020	11	—	4	550	15	46	—	1	137,431	235	91	407	73	36	374
Umumî yekûn Total général		261,803	39	1	25	1,032	55	92	14	2	259,221	500	295	1,312	550	80	1,105

VİLÂYET : KAYSERİ

Sehir Ville	E H K F	18,843	60	37	5	490	68	11	3	—	19,237	26	24	57	29	2	142
	E H K F	18,546	27	55	1	787	192	4	5	—	19,469	33	21	51	3	1	39
Kayseri Köyler Villages	E H K F	27,846	3	4	59	123	2	—	—	—	27,370	55	39	156	58	3	356
	E H K F	32,289	6	12	56	178	1	—	—	—	32,223	68	24	100	12	2	113
Yekûn Total	E H K F	46,689	63	41	64	613	70	11	3	—	46,607	81	63	213	87	5	498
	E H K F	50,835	33	67	57	965	193	4	5	—	51,692	101	45	151	15	3	152

KADRO III
CADRE

Nüfusun dinler ve maluliyetler itibarı ile inkişası
Répartition de la population d'après les religions — Relevé des infirmités
VİLAYET : KAYSERİ (Mabat - Suite)

KAZALAR Cazas	Cinsiyet Sexes	DİNLER — Religions									MALULİYETLER — Infirmités							
		İslam Mu- sul- mans	Kato- lik Catho- liques	Protis- tan Protes- tants	Orto- doks Ortho- doxes	Erme- ni Arme- niens	Hris- tiyan Chrè- tiens	Muse- vi Israè- lites	Sair dinler Autres religions	Dinsiz veya dini meçhul Religion inco- nue ou sans	Malu- liyet- siz Sans infirmité	Kör Aveu- gles	Sagir dilsiz Sourd- muets	Topal Estro- piés des jambes	Çolak Man- chots	Kan- bur Bos- sus	Sair maluli- yetler Autres infirmités	
Bünyan	E	17,413	—	1	4	41	33	—	—	—	17,015	46	25	139	49	6	212	
	H K F	19,958	2	1	1	15	19	—	—	—	19,806	29	17	59	6	1	78	
Develi	E	23,145	76	2	136	162	7	—	—	—	22,999	59	25	145	83	6	211	
	H K F	26,859	122	148	34	153	9	—	—	—	27,108	43	10	98	8	3	55	
İncesu	E	8,275	—	—	—	—	—	—	—	—	8,068	22	11	58	16	4	96	
	H K F	9,432	—	—	—	4	—	—	—	—	9,299	25	16	53	5	1	37	
Pınarbaşı (Aziziye)	E	21,570	1	—	4	18	45	—	1	—	20,976	78	43	169	97	14	262	
	H K F	23,940	3	1	2	7	13	—	—	—	23,802	34	6	56	20	4	44	
YEKÜN Total	E	117,092	140	44	208	834	155	11	4	—	115,665	286	167	724	332	35	1,279	
	H K F	131,024	160	217	94	1,144	234	4	5	—	131,707	232	94	417	54	12	366	
Umumi yekün Total général		248,116	300	261	302	1,978	389	15	9	—	247,372	518	261	1,141	386	47	1,645	
VİLAYET : SIVAS																		
Sivas	Şehir Ville	E	13,881	16	3	37	479	88	—	—	—	14,256	31	30	55	15	1	116
		H K F	13,178	52	5	46	607	106	—	—	—	13,874	32	7	42	5	3	31
	Köyler Villages	E	12,986	—	—	1	—	135	4	—	—	12,896	28	20	58	30	2	92
		H K F	14,774	—	—	16	93	11	—	4	—	14,806	17	6	32	3	4	30
	Yekün Total	E	26,867	16	3	38	479	223	4	—	—	27,152	59	50	113	45	3	208
H K F	27,952	52	5	62	700	117	—	4	—	—	28,680	49	13	74	8	7	61	
Darende	E	10,174	—	—	16	42	4	—	—	—	9,966	26	18	54	30	7	135	
	H K F	12,706	—	—	19	31	11	—	—	—	12,680	22	7	19	5	3	31	

KADRO III
CADRE

Nüfusun dinler ve maluliyetler itibarile inkısamı
Répartition de la population d'après les religions — Relevé des infirmités
VİLÂYET : SİVAS (Mabat - Suite)

KAZALAR Cazas	Cinsiyet Sexes	DİNLER — Religions									MALULİYETLER — Infirmités						
		İslam Mu- sul- mans	Kato- lik Catho- liques	Protis- tan Protes- tants	Orto- doks Ortho- doxes	Erme- ni Armé- niens	Hris- tiyan Chrê- tiens	Muse- vi Israé- lites	Sair dinler Autres religions	Dinsiz veya dini meçhul Religion incon- nue ou sans	Malu- liyet- siz Sans infirmité	Kör Aveu- gles	Sagr dilsiz Sourd- muets	Topal Estro- piés des jambes	Çolak Man- chots	Kan- bur Bos- sus	Sair maluli- yetler Autres infirmités
Divriki	E	10,973	—	—	—	64	1	—	—	—	10,739	45	29	48	13	7	157
	H K F	14,118	—	—	—	128	1	—	—	—	14,094	24	4	47	1	3	74
Gürün	E	8,669	—	2	13	19	9	—	—	—	8,472	30	20	45	22	3	120
	H K F	9,980	—	—	6	28	2	—	—	—	9,895	31	13	33	3	1	40
Hafik	E	17,300	—	—	20	166	2	—	—	—	17,215	36	28	67	39	—	103
	H K F	20,285	—	—	8	167	—	—	—	—	20,368	22	4	20	1	2	43
Kangal	E	15,665	—	—	3	227	—	—	—	—	15,673	27	19	59	18	1	98
	H K F	17,183	—	—	—	177	—	—	—	—	17,290	16	8	23	3	20	—
Şarkışta (Tenus)	E	22,515	7	4	13	394	—	—	—	4	22,461	65	34	142	55	3	177
	H K F	26,706	7	2	2	425	2	—	—	—	26,891	59	20	114	13	1	46
Yıldızeli	E	16,996	43	—	—	40	—	2	1	—	16,735	37	18	89	45	6	152
	H K F	19,507	9	—	—	65	—	—	3	—	19,446	36	15	47	5	4	31
Zara	E	22,613	—	—	—	164	46	—	—	—	22,506	31	12	59	26	2	187
	H K F	24,967	1	—	—	161	111	—	—	—	25,160	13	2	25	3	1	36
YEKÛN Total	E	151,772	66	9	103	1,595	285	6	1	4	150,919	356	228	676	293	32	1,337
	H K F	173,404	69	7	97	1,882	244	—	7	—	174,504	272	86	402	42	42	362
Umumi yekûn Total général		325,176	135	16	200	3,477	529	6	8	4	325,423	628	314	1,078	335	74	1,699



Small, faint, illegible text or a header line at the bottom of the page.

Kadro **IV**

CADRE

NÜFUSUN ANA LİSANLARI İTİBARİLE İNKISAMI

RÉPARTITION DE LA POPULATION D'APRÈS LES LANGUES-MATERNELLES

A. — MERKEZİ ANADOLU VİLÂYETLERİ

VILAYETS DE L'ANATOLIE CENTRALE

Ankara	<i>Angora</i>	Yozgat	<i>Yozgat</i>
Eskişehir	<i>Eskichehir</i>	Çankırı	<i>Tchankiri</i>
Afyonkarahisar	<i>Afionkarahisar</i>	Çorum	<i>Tchoroum</i>
Konya	<i>Konia</i>	Amasya	<i>Amassia</i>
Aksaray	<i>Aksaraïl</i>	Tokat	<i>Tokat</i>
Niğde	<i>Nigde</i>	Kayseri	<i>Kaïsseri</i>
Kırşehir	<i>Kirchehir</i>	Sivas	<i>Sivas</i>

KADRO
CADRE IV

Nüfusun ana lisanı itibarıyla inkısaı
Répartition de la population d'après les langues maternelles
VİLÄYET : ANKARA

KAZALAR Cazas	Cinsiyet Sexes	LİSANLAR — Langues														
		Türk- çe	Rum- ca	Erme- nice	Fran- sızca	İtal- yanca	İngi- lizce	Arap- ça	Acem- ce	Yahu- dice	Çer- kesçe	Kürtçe	Tatar- ca	Arna- vutca	Bul- garca	Sair ve meç- hul lisanlar
		Tur- que	Grec- que	Armé- nienne	Fran- çaise	Itali- enne	An- glaise	Arabe	Per- sane	Yud- disch	Circas- sienne	Kurde	Tar- tare	Alba- naise	Bul- gare	Autres ou- inconnus
Ankara	E	46,332	95	168	56	66	23	32	38	224	43	409	69	363	554	876
	H															
	K	23,967	20	230	32	22	4	10	3	236	5	77	23	165	21	390
	F															
	Yekün Total	62,049	109	234	56	70	23	35	46	224	104	409	200	498	558	893
Ayaş	E	10,286	8	—	—	—	—	—	—	—	—	—	—	—	—	—
	H															
Bala	K	12,101	5	—	—	—	—	—	—	—	—	—	—	—	—	—
	F															
Beypazarı	E	10,285	1	2	—	—	—	1	—	—	138	2,251	125	—	—	—
	H															
Çubuk	K	10,927	—	5	—	—	—	1	—	—	100	2,662	129	—	—	—
	F															
Haymana	E	9,280	—	—	—	—	—	—	7	—	—	5	1	—	1	—
	H															
Kalecik	K	11,335	—	—	—	—	—	—	—	—	—	—	—	—	—	—
	F															
Keskin	E	12,529	1	—	—	—	—	—	—	—	—	—	—	—	2	—
	H															
Kocaeli	K	13,505	—	—	—	—	—	—	—	—	—	—	—	—	1	—
	F															
Kocaeli	E	6,972	4	1	—	—	—	—	—	—	151	7,112	247	2	10	22
	H															
Kocaeli	K	6,499	—	3	1	—	—	—	—	—	278	7,693	260	—	—	24
	F															
Kocaeli	E	17,590	8	2	—	6	—	—	—	1	—	306	3	1	45	37
	H															
Kocaeli	K	20,412	—	—	—	—	—	—	—	—	—	307	—	—	1	—
	F															
Kocaeli	E	22,761	2	14	—	4	3	2	—	2	—	16	—	—	6	127
	H															
Kocaeli	K	25,937	—	11	—	—	—	—	—	—	—	32	—	—	—	17
	F															

KADRO IV
CADRE

Nüfusun ana lisanı itibarile inkişımı
Répartition de la population d'après les langues maternelles
VİLÂYET : ANKARA (Mabat - Suite)

KAZALAR Cazas	Cinsi- yet Sexes	LİSANLAR — Langues														
		Türk- çe	Rum- ca	Erme- nice	Fran- sızca	İtal- yanca	İngi- lizce	Arap- ça	Acem- ce	Yahu- dice	Çer- kesçe	Kürtçe	Tatar- ca	Arna- vutca	Bul- garca	Sair ve meç- hul lisanlar
		Tur- que	Grec- que	Armé- nienne	Fran- çaise	Itali- enne	An- glaise	Arabe	Per- sane	Yud- disch	Çircas- sienne	Kurde	Tar- tare	Alba- naise	Bul- gare	Autres ou inconnues
Nallıhan	E	6,648	—	—	—	—	—	—	—	—	—	—	—	—	—	—
	H K F	7,589	—	—	—	—	—	—	—	—	—	—	—	—	—	—
Polatlı	E	8,147	—	—	—	—	—	—	—	—	203	—	3	9	15	
	H K F	7,829	2	—	—	—	—	—	—	—	357	—	—	—	32	
Yabanabat	E	24,450	—	—	—	—	—	—	—	—	—	6	—	—	—	
	H K F	29,222	—	—	—	—	—	—	—	—	—	—	—	—	—	
YEKÜN Total	E	190,998	133	253	56	80	26	36	53	227	393	10,302	582	504	631	1,094
	H K F	185,746	46	355	33	22	4	11	10	236	435	11,128	595	238	23	470
Umumî yekûn Total général		376,744	179	608	89	102	30	47	63	463	828	21,430	1,177	742	654	1,564

VİLÂYET : ESKİŞEHİR

Eskişehir	Şehir Ville	E	16,044	31	4	11	6	—	2	1	13	8	13	288	42	91	90
		H K F	15,250	33	—	9	4	—	5	—	8	20	2	221	75	6	64
Eskişehir	Köyler Villages	E	21,493	—	—	—	—	—	1	—	—	517	144	1,328	55	80	187
		H K F	23,478	—	—	—	—	—	1	—	—	402	211	1,273	—	87	161
Eskişehir	Yekûn Total	E	37,537	31	4	11	6	—	3	1	13	525	157	1,616	97	171	277
		H K F	38,728	33	—	9	4	—	6	—	8	422	213	1,494	75	93	225
Seyitgazi		E	8,231	—	—	—	—	—	—	—	—	70	1	—	2	—	—
		H K F	9,295	—	—	—	—	—	—	—	—	80	—	—	—	—	—
Sivrihisar		E	14,483	—	—	2	—	—	—	—	—	1	133	—	1	—	78
		H K F	16,537	—	—	—	—	—	—	—	—	—	169	4	1	—	54

KADRO IV
CADRE

Nüfusun ana lisanı itibarıyla tahsisi
Répartition de la population d'après les langues maternelles
VİLİYET : ESKİŞEHİR (Mabat- Suite)

KAZALAR Cazas	Cins- yet Sexes	LİSANLAR — Langues														
		Türk- çe	Rum- ca	Erme- nice	Fran- sızca	İtal- yanca	İngi- lizce	Arap- ça	Acem- ce	Yahu- dice	Cer- kesçe	Kürtçe	Tatar- ca	Arna- vutca	Bul- garca	Sair ve mec- hul lisanlar
		Tur- que	Grec- que	Armé- nienne	Fran- çaise	Itali- enne	Ang- laise	Arabe	Per- sane	Yud- disch	Circas- sienne	Kurde	Tar- tare	Alba- naise	Bul- gare	Autres ou inconnues
Mihalıcık	E	10,991	2	1	2	2	3	—	—	5	14	—	—	46	8	55
	H	12,080	—	—	—	—	—	—	—	—	115	1	3	39	6	58
YEKÜN Total	E	71,242	33	5	15	8	3	3	1	18	610	291	1,616	146	179	410
	H	76,640	33	—	9	4	—	6	—	8	617	383	1,501	115	99	337
Umumî yekün Total général		147,882	66	5	24	12	3	9	1	26	1,227	674	3,117	261	278	747

VİLİYET : AFYONKARAHİSAR

Afyonkarahisar	Şehir Ville	E	12,317	4	6	3	1	—	4	—	8	1	15	—	1	22	12
		H	11,016	2	—	1	—	—	—	—	—	—	1	—	—	—	1
Köyler Villages		E	35,941	—	—	—	—	—	—	—	—	154	—	4	—	—	128
		H	42,203	—	—	—	—	—	—	—	—	219	—	—	—	—	190
Yekün Total		E	48,258	4	6	3	1	—	4	—	8	155	15	4	1	22	140
		H	53,221	2	—	1	—	—	—	—	—	220	—	—	—	1	197
Aziziye		E	19,938	—	—	—	—	—	—	—	—	492	70	—	12	—	1
		H	22,902	—	—	—	—	—	—	—	—	515	49	—	8	—	—
Bolvadin		E	17,927	65	—	—	—	—	2	—	—	21	—	—	12	—	—2
		H	21,209	—	—	—	—	—	—	—	—	9	—	—	—	—	—
Dinar		E	16,307	—	—	—	—	—	4	—	—	61	3	—	2	—	2
		H	19,669	—	—	—	—	—	—	20	—	108	2	—	—	—	1
Sandıklı		E	16,750	—	—	—	—	—	—	—	5	—	—	—	—	—	110
		H	20,637	—	—	—	—	—	—	—	6	—	—	—	—	—	112

KADRO IV
CADRE

Nüfusun ana lisanı itibarı ile inkişafı
Répartition de la population d'après les langues maternelles
VİLİYET : AFYONKARAHİSAR (Mabat - Suite)

KAZALAR Cazas	Cinsiyet Sexes	LİSANLAR — Langues															
		Türkçe	Rumca	Ermenice	Fransızca	İtalyanca	İngilizce	Arapça	Acemce	Yahudice	Çerkesçe	Kürtçe	Tatarca	Arnavutca	Bulgarca	Sair ve meçhul lisanlar	
		Turque	Grecque	Arménienne	Française	Italienne	Anglaise	Arabe	Perse	Yudisch	Circassienne	Kurde	Tartare	Albanaise	Bulgare	Autres ou inconnues	
YEKÜN Total	E	119,180	69	6	3	1	—	10	5	8	720	88	4	27	22	255	
	H	137,728	2	—	1	—	—	—	26	—	852	51	—	8	1	310	
Umumî yekûn Total général	K	256,908	71	6	4	1	—	10	31	8	1,572	139	4	35	23	565	
VİLİYET : KONYA																	
Konya	Şehir Ville	E	22,943	1	14	8	10	—	50	1	5	10	604	22	113	12	144
		H	23,004	2	14	11	3	—	12	—	—	1	292	19	97	2	102
	Köyler Villages	E	24,753	—	—	—	—	—	—	1	—	3	1,494	31	6	—	2
		H	27,548	—	—	—	—	—	—	—	—	2	1,530	32	5	—	3
	Yekûn Total	E	47,696	1	14	8	10	—	50	2	5	13	2,098	53	119	12	146
		H	50,552	2	14	11	3	—	12	—	—	3	1,822	51	102	2	105
Akşehir	E	21,248	17	—	5	—	—	11	—	3	103	71	79	69	2	99	
	H	23,780	1	1	5	—	—	7	—	5	144	40	82	91	—	125	
Beyşehir	E	16,926	—	11	—	—	—	1	—	—	—	9	105	50	11	97	
	H	21,655	—	16	—	—	—	—	—	—	—	6	92	57	—	105	
Bozkır	E	16,317	—	—	—	—	—	—	—	—	—	—	—	—	—	—	
	H	19,127	—	—	—	—	—	—	—	—	—	—	—	—	—	—	
Cihanbeyli	E	1,740	—	—	—	—	—	—	—	—	—	8,058	235	—	—	—	
	H	1,778	—	—	—	—	—	—	—	—	—	8,500	264	—	—	—	
Çumra	E	17,823	—	—	—	—	—	—	—	—	—	69	120	—	—	7	
	H	18,886	—	—	—	—	—	—	—	—	—	40	120	—	—	1	

KADRO
CADRE IV

Nüfusun ana lisansı itibarile inkisamı
Répartition de la population d'après les langues maternelles
VILAYET : KONYA (Mabat - Suite)

KAZALAR Cazas	Clas- yet Sayı	LİSANLAR — Langues														
		Türk- çe	Rum- ca	Erme- nice	Fran- sızca	İtal- yanca	İngi- lizce	Arap- ça	Acem- ce	Yahu- dice	Çer- kesçe	Kürtçe	Tatar- ca	Arna- vutca	Bul- garca	Sair ve meç- hul lisanslar
		Tur- que	Grec- que	Armé- nienne	Fran- çaise	Itali- enne	An- glaise	Arabe	Per- sane	Yud- disch	Circas- sienne	Kurde	Tar- tare	Alba- naise	Bul- gare	Autres ou inconnues
Ereğli	E H	16,215	—	7	—	—	—	15	—	—	9	59	5	70	—	20
	K F	17,016	1	1	—	—	—	11	—	—	8	41	4	96	—	19
Ermenak	E H	12,827	—	—	—	—	—	—	1	—	—	—	—	—	—	—
	K F	15,942	—	—	—	—	—	—	—	—	—	—	—	—	—	—
Hadım	E H	9,860	—	—	—	—	—	—	—	—	—	—	—	—	—	—
	K F	11,924	—	—	—	—	—	—	—	—	—	—	—	—	—	—
İlgın	E H	14,718	—	—	—	—	—	1	—	—	387	11	—	28	—	—
	K F	17,079	—	—	—	—	—	—	—	—	427	17	—	7	—	—
Karaman	E H	17,311	—	—	—	—	—	5	—	—	195	91	—	12	3	4
	K F	19,349	—	—	—	—	—	4	—	—	210	64	—	9	2	6
Saideli	E H	10,612	—	—	—	—	—	1	2	—	146	209	4	9	3	17
	K F	11,371	—	—	—	—	—	—	2	—	124	122	6	5	—	12
Seydişehir	E H	14,035	—	—	—	—	—	—	—	—	—	—	4	7	—	—
	K F	15,832	—	—	—	—	—	—	—	—	—	1	3	6	—	—
Sultaniye	E H	7,885	1	—	—	—	—	1	—	—	—	47	—	—	—	—
	K F	8,685	—	—	—	—	—	—	—	—	—	21	—	—	—	—
YEKÜN Total	E H	225,213	19	32	13	10	—	85	5	8	853	10,722	605	364	31	390
	K F	252,976	4	32	16	3	—	34	2	5	916	10,674	622	373	4	373
Umumî Yekûn Total général		478,189	23	64	29	13	—	119	7	13	1,769	21,396	1,227	737	35	763

KADRO IV
CADRE

Nüfusun ana lisanı itibarile inkişımı
Répartition de la population d'après les langues maternelles
VİLÂYET : AKSARAY

KAZALAR Cazas	Cinsiyet Sexes	LİSANLAR — Langues														
		Türkçe	Rumca	Ermenice	Fransızca	İtalyanca	İngilizce	Arapça	Açemce	Yahudice	Çerkesçe	Kürtçe	Tatarca	Arnavutca	Bulgarca	Sair ve meçhul lisanlar
		Turque	Grecque	Arménienne	Française	Italienne	Anglaise	Arabe	Persane	Yudisch	Circassienne	Kurde	Tartare	Albanaise	Bulgare	Autres ou inconnues
Aksaray	E	31,180	1	—	—	—	—	2	—	—	63	2,879	1	—	—	1
	H															
	K	34,055	—	3	—	—	—	—	—	—	56	3,332	—	—	—	1
	F															
Arapsun	E	7,395	—	—	—	—	—	1	—	—	—	—	—	—	—	—
	H															
	K	9,021	—	—	—	—	—	2	—	—	—	1	—	—	—	—
	F															
Koçhisar	E	17,813	—	—	—	—	—	—	—	—	40	929	99	—	—	—
	H															
	K	18,957	—	—	—	—	—	—	—	—	45	1,000	151	—	—	—
	F															
YEKÜN Total	E	56,388	1	—	—	—	—	3	—	—	106	3,808	100	—	—	1
	H															
Umumî yekûn Total général	K	62,033	—	3	—	—	—	2	—	—	101	4,333	151	—	—	1
	F															
		118,421	1	3	—	—	—	5	—	—	207	8,141	251	—	—	2

VİLÂYET : NİĞDE

Niğde	E	28,016	46	5	—	—	—	5	—	—	133	103	—	1	—	22
	H															
	K	30,525	44	—	—	—	—	5	1	—	109	104	—	—	—	27
	F															
Bor	E	13,162	—	—	—	—	—	2	—	—	1	1	—	243	—	—
	H															
	K	14,259	—	—	—	—	—	1	—	—	1	—	—	244	—	1
	F															
Nevşehir	E	6,174	—	—	—	—	—	—	—	—	—	4	22	—	—	9
	H															
Sehir Ville	K	7,187	—	—	—	—	—	—	—	—	—	2	39	—	—	8
	F															
Köyler Villages	E	13,305	—	—	—	—	—	—	—	—	—	7	—	57	—	—
	H															
	K	15,871	—	—	—	—	—	—	—	—	—	5	—	73	—	2
	F															
Yekün Total	E	19,479	—	—	—	—	—	—	—	—	—	11	22	57	—	9
	H															
	K	23,058	—	—	—	—	—	—	—	—	—	7	39	73	—	10
	F															

KADRO IV
CADRE

Nüfusun ana lisani itibariile inkisami
Répartition de la population d'après les langues maternelles
VİLAYET: NİĞDE (Mabat - Suite)

KAZALAR Cazas	Cinsiyet Sexe	LİSANLAR — Langues														
		Türk- çe	Rum- ca	Erme- nice	Fran- sızca	İtal- yanca	İngi- lizce	Arap- ça	Acem- ce	Yahu- dice	Çer- kesçe	Kürtçe	Tatar- ca	Arna- vutca	Bul- garca	Sair ve me- hul lisaneler
		Tur- que	Grec- que	Armé- nienne	Fran- çaise	Itali- enne	Ang- laise	Arabe	Per- sane	Yud- disch	Circas- sienne	Kurde	Tar- tare	Alba- naise	Bul- gare	Autres ou inconnus
Ulukışla	E	7,241	—	—	—	—	—	—	—	—	—	5	—	—	—	—
	H	7,563	—	—	—	—	—	—	—	—	—	2	—	—	—	—
Ürgüp	E	9,063	—	—	—	—	—	3	—	—	—	—	—	182	298	—
	H	11,366	—	—	—	—	—	—	—	—	—	—	—	209	289	—
YEKÜN Total	E	76,961	46	5	—	—	—	10	—	—	134	120	22	483	298	31
	H	86,771	44	—	—	—	—	6	1	—	112	111	39	526	298	38
Umumî yekûn Total général		163,732	90	5	—	—	—	16	1	—	246	231	61	1,009	596	69

VİLAYET: KIRŞEHİR

Kırşehir	E	30,017	—	—	—	—	—	—	—	—	—	835	9	12	—	—
	H	35,750	—	—	—	—	—	—	—	—	—	191	17	6	—	—
Avanos	E	10,740	—	—	—	—	—	—	—	—	—	40	—	—	—	2
	H	13,452	—	—	—	—	—	—	—	—	—	—	—	—	—	—
Mecidiye	E	6,228	—	1	—	—	—	—	—	—	156	2,827	—	—	—	—
	H	7,220	—	—	—	—	—	—	—	—	141	3,544	—	—	—	—
Mucur	E	6,840	—	—	—	—	—	—	—	—	1	3	—	1	—	1
	H	8,146	—	—	—	—	—	—	—	—	—	—	—	—	—	—
YEKÜN Total	E	53,825	—	1	—	—	—	1	—	—	157	3,705	9	13	—	3
	H	64,568	—	—	—	—	—	—	—	—	141	4,455	17	6	—	—
Umumî yekûn Total général		118,393	—	1	—	—	—	1	—	—	298	8,160	26	19	—	3

KADRO IV
CADRE

Nüfusun ana lisani itibarile inkisami
Répartition de la population d'après les langues maternelles
VİLÂYET : YOZGAT

KAZALAR Cazas	Clas- yet Sizet	LISANLAR — Langues															
		Türk- çe	Rum- ca	Erme- nice	Fran- sızca	Ital- yanca	İngi- lizce	Arap- ça	Acem- ce	Yahu- dice	Cer- kesçe	Kürçe	Tatar- ca	Arna- vutca	Bul- garca	Sair ve meç- hul lisaneler	
		Tur- que	Grec- que	Armé- nienne	Fran- çaise	Itali- enne	An- glaise	Arabe	Per- sane	Yud- disch	Circas- sienne	Kurde	Tar- tare	Alba- naise	Bul- gare	Autres ou iconnues	
Yozgat	Şehir Ville	E	4,993	—	4	—	1	—	2	—	—	12	52	106	1	—	6
		H	5,653	—	6	—	—	—	—	—	—	5	1	153	—	—	3
	Köyler Villages	K	26,969	—	104	—	—	—	—	—	—	1	563	77	—	—	1
		F	30,917	—	68	—	—	—	—	—	—	464	94	—	—	—	3
	Yekûn Total	E	31,962	—	108	—	1	—	2	—	—	13	615	183	1	—	7
		H	36,570	—	74	—	—	—	—	—	—	469	95	153	—	—	6
Akdagmadeni	E	17,369	—	1	—	—	—	2	—	—	77	444	3	—	—	9	
	H	19,531	—	2	—	—	—	—	—	—	103	477	6	—	—	—	
Boğazlıyan	E	24,965	—	713	—	—	—	1	—	—	372	287	—	422	—	79	
	H	28,328	—	857	—	—	—	—	—	—	288	304	2	567	—	11	
Sorgun	E	18,502	—	24	—	—	—	—	—	—	633	1,278	2	—	—	—	
	H	21,339	—	22	—	—	—	—	—	—	697	1,520	—	—	—	1	
YEKÛN Total	E	92,798	—	846	—	1	—	5	—	—	1,095	2,624	188	423	—	95	
	H	105,768	—	955	—	—	—	—	—	—	1,557	2,396	161	567	—	18	
Umumî yekûn Total général		198,566	—	1,801	—	1	—	5	—	—	2,652	5,020	349	990	—	113	
VİLÂYET : ÇANKIRI																	
Çankırı	E	33,933	—	—	—	1	—	1	—	—	—	80	—	4	4	13	
	H	39,587	—	—	—	—	—	—	—	—	—	1	—	—	—	3	
Çerkeş	E	21,493	—	—	—	—	—	—	—	—	—	—	—	—	—	36	
	H	27,500	—	—	—	—	—	—	—	—	—	—	—	—	—	—	

KADRO
CADRE IV

Nüfusun ana lisanı itibarıyla inkışamı
Répartition de la population d'après les langues maternelles
VİLÂYET : ÇANKIRI (Mabat - Suite)

KAZALAR Cazas	Cins- yet Sexes	LİSANLAR — Langues														
		Türk- çe	Rum- ca	Erme- nice	Fran- sızca	Ital- yanca	İngi- lizce	Arap- ça	Acem- ce	Yahu- dice	Çer- kesçe	Kürtçe	Tatar- ca	Arna- vutca	Bul- garca	Sair ve meç- hul lisanlar
		Tur- que	Grec- que	Armé- nienne	Fran- çaise	Itali- enne	An- glaise	Arabe	Per- sane	Yud- dîsch	Circas- sienne	Kurde	Tar- tare	Alba- naise	Bul- gare	Autres ou- inconnues
İğaz	E	15,040	—	—	—	—	—	—	—	—	—	—	—	—	—	1
	H	19,521	—	—	—	—	—	—	—	—	—	—	—	—	—	—
YEKÜN Total	E	70,466	—	—	—	1	—	1	—	—	80	—	4	4	50	
	H	86,608	—	—	—	—	1	—	—	—	1	—	—	—	3	
Umumi yekûn Total général		157,074	—	—	—	1	1	1	—	—	81	—	4	4	53	
VİLÂYET : ÇORUM																
Çorum	Şehir Ville	E	9,705	—	2	1	—	—	—	—	4	2	2	—	—	5
		H	9,939	—	1	—	—	—	—	—	—	—	5	—	—	1
	Köyler Villages	E	17,390	—	—	—	—	—	—	—	—	896	1,138	10	—	—
		H	19,558	—	1	—	—	—	—	—	—	826	1,374	10	—	2
	Yekûn Total	E	27,095	—	2	1	—	—	—	—	1	898	1,140	10	—	5
		H	29,497	—	2	—	—	—	—	—	—	826	1,379	10	—	3
Hüseyinabat	E	11,671	—	15	—	—	—	—	—	—	612	260	6	—	3	
	H	13,397	—	4	—	—	—	—	—	—	630	315	13	—	—	
İskilip	Şehir Ville	E	4,738	—	—	—	—	—	—	—	—	—	—	2	—	3
		H	5,560	—	—	—	—	—	—	—	—	—	—	—	—	—
	Köyler Villages	E	19,363	—	—	—	—	—	—	—	—	—	851	—	—	—
		H	22,165	—	1	—	—	—	—	—	—	—	1,080	—	—	—
	Yekûn Total	E	24,101	—	—	—	—	—	—	—	—	—	851	—	2	3
		H	27,725	—	1	—	—	—	—	—	—	—	1,080	—	—	—

Nüfusun ana lisanı itibarıyla inkısaı
Répartition de la population d'après les langues maternelles

KADRO IV
CADRE

VİLİYET : ÇORUM (Mabat-Suite)

KAZALAR Cazas	Cinsi- yet sexes	LİSANLAR — Langues															
		Türk- çe	Rum- ca	Erme- nice	Fran- sızca	İtal- yanca	İngi- lizce	Arap- ça	Acem- ce	Yahu- dice	Cer- keşce	Kürtçe	Tatar- ca	Arna- vutca	Bul- garca	Sair ve meç- hul lisanlar	
		Tur- que	Grec- que	Armé- nienne	Fran- çaise	Itali- enne	An- glaise	Arabe	Per- sane	Yud- disch	Circas- sienne	Kurde	Tar- tare	Alba- naise	Bul- gare	Autres ou inconnues	
Mecitözü	E	13,341	—	21	—	—	—	—	—	—	548	3,054	2	2	—	—	
	H K F	15,493	—	25	—	—	—	—	—	—	517	3,675	6	7	—	—	
Osmancık	E	13,458	—	2	—	—	—	—	—	—	—	19	—	—	—	—	
	H K F	15,701	—	—	—	—	—	—	—	—	—	19	—	—	—	—	
Sungurlu	E	18,021	—	7	—	—	—	—	—	—	616	300	34	—	—	—	
	H K F	20,577	—	13	—	—	—	—	—	—	650	219	41	—	—	—	
YEKÜN Total	E	107,687	—	47	1	—	—	—	—	1	2,674	5,624	52	4	—	11	
	H K F	122,390	—	45	—	—	—	—	—	—	2,623	6,687	70	7	—	3	
Umumî yekün Total général		230,077	—	92	1	—	—	—	—	1	5,297	12,311	122	11	—	14	
VİLİYET : AMASYA																	
Amasya	Şehir Ville	E	6,666	—	190	—	1	—	1	1	3	7	82	—	—	15	40
		H K F	5,536	1	268	—	—	—	—	—	—	—	13	—	—	—	—
	Köyler Villages	E	22,705	—	11	—	—	—	—	—	—	46	636	—	2	—	180
		H K F	23,070	—	7	—	—	—	1	—	—	55	668	—	5	—	269
	Yekün Total	E	29,371	—	201	—	1	—	1	1	3	53	718	—	2	15	220
		H K F	28,606	1	275	—	—	—	1	—	—	55	681	—	5	—	269
Gümüşhacıköy	E	11,196	—	127	—	—	—	1	—	—	323	—	—	—	—	161	
	H K F	13,690	—	205	—	—	—	—	—	—	363	64	—	—	—	134	

KADRO
CADRE **IV**

Nüfusun ana lisanı itibarı ile inkişarı
Répartition de la population d'après les langues maternelles
VİLÂYET : **AMASYA** (Mabat - Suite)

KAZALAR Cazâs	Cinsiyet Sexes	LİSANLAR — Langues															
		Türkçe	Rumca	Ermenice	Fransızca	İtalyanca	İngilizce	Arapça	Acemce	Yahudice	Çerkesçe	Kürtçe	Tatarca	Arnavutca	Bulgarca	Sair ve meçhul lisaneler	
		Turque	Grecque	Arménienne	Française	Italienne	Anglaise	Arabe	Persane	Yudisch	Circassienne	Kurde	Tartare	Albanaise	Bulgare	Autres ou inconnues	
Merzifon	Şehir Ville	E	5,262	—	12	—	—	—	1	—	—	8	7	170	39	—	1
		H	5,423	1	116	—	—	—	—	—	—	4	4	212	74	—	—
	Köyler Villages	K	6,592	—	2	—	2	1	—	—	—	327	867	2	145	—	10
		F	7,406	—	—	1	2	5	—	—	—	402	915	2	124	—	2
	Yekûn Total	E	11,854	—	14	—	2	1	1	—	—	335	874	172	184	—	11
		H	12,829	1	116	1	2	5	—	—	—	406	919	214	198	—	2
YEKÛN Total	E	52,421	—	342	—	3	1	3	1	3	711	1,592	172	186	15	392	
	H	55,125	2	596	1	2	5	1	—	—	824	1,664	214	203	—	405	
Umumî yekûn Total général		107,546	2	938	1	5	6	4	1	3	1,535	3,256	386	389	15	797	

VİLÂYET : **TOKAT**

Tokat	Şehir Ville	E	11,469	—	355	—	—	—	1	—	46	139	78	—	3	—	6
		H	9,816	—	419	—	—	—	—	—	23	17	4	13	—	—	—
	Köyler Villages	K	23,266	1	46	—	4	—	—	1	—	1,512	1,160	5	30	37	159
		F	26,022	4	45	—	—	—	64	2	—	1,688	1,253	—	8	—	112
	Yekûn Total	E	34,735	1	401	—	4	—	1	1	46	1,651	1,238	5	33	37	165
		H	35,838	4	464	—	—	—	64	25	17	1,692	1,266	—	8	—	113
Artıkova	E	9,720	—	41	—	—	—	—	—	—	456	133	—	—	—	3	
	H	10,901	—	35	—	—	—	—	—	—	473	164	—	—	—	—	
Erbea	E	23,191	—	2	—	—	—	—	—	—	888	221	—	20	—	504	
	H	27,208	—	2	1	—	—	—	—	—	1,060	145	1	11	—	536	

KADRO
CADRE IV

Nüfusun ana lisanı itibarile inkısamı
Répartition de la population d'après les langues maternelles
VİLAYET : TOKAT (Mabat - Suite)

KAZALAR Cazas	Class- yet Sexes	LİSANLAR — Langues														
		Türk- çe	Rum- ca	Erme- nice	Fran- sızca	İtal- yanca	İngi- lizce	Arap- ça	Acem- ce	Yahu- dice	Çer- kesçe	Kürtçe	Tatar- ca	Arna- vutca	Bul- garca	Sair ve meç- hul lisanlar
		Tur- que	Grec- que	Armé- nienne	Fran- çaise	Itali- enne	An- glaise	Arabe	Per- sane	Yud- disch	Circas- sienne	Kurde	Tar- tare	Alba- naise	Bul- gare	Autres ou- inconnues
Niksar	E H	12,945	7	1	—	—	—	—	—	—	56	274	—	140	—	111
	K F	14,370	7	7	—	—	—	—	—	—	69	290	—	147	—	152
Reşadiye	E H	12,480	—	—	—	—	—	—	—	—	—	80	—	—	—	1
	K F	14,853	—	—	—	—	—	—	—	—	—	70	—	—	—	—
Zile	E H	7,208	—	3	4	7	—	—	2	—	6	86	—	—	—	4
	K F	7,963	—	5	3	2	—	—	—	—	6	77	—	—	—	1
Zile	E H	16,110	—	12	—	—	—	—	—	—	355	992	—	—	—	35
	K F	19,088	—	9	—	—	—	—	—	—	419	1,044	—	—	—	37
Zile	E H	23,318	—	15	4	7	—	—	2	—	361	1,078	—	—	—	39
	K F	27,051	—	14	3	2	—	—	—	—	425	1,121	—	—	—	38
YEKÜN Total	E H	116,389	8	460	4	11	—	1	3	46	3,412	3,024	5	193	37	823
	K F	130,221	11	522	4	2	—	64	25	17	3,719	3,056	1	166	—	839
Umumî yekûn Total général		246,610	19	982	8	13	—	65	28	63	7,131	6,080	6	359	37	1,662

VİLAYET : KAYSERİ

Kayseri	E H	19,166	2	79	15	7	—	2	1	4	17	104	1	24	6	89
	K F	19,367	—	115	8	—	2	—	—	2	3	66	—	10	—	44
Kayseri	E H	27,784	—	13	1	—	3	—	—	—	1	11	1	218	3	2
	K F	32,305	—	9	1	—	3	—	—	—	2	5	—	214	—	3
Kayseri	E H	46,950	2	92	16	7	3	2	1	4	18	115	2	242	9	91
	K F	51,672	—	124	9	—	5	—	—	2	5	71	—	224	—	47

KADRO IV
CADRE

Nüfusun ana lisanı itibarı ile inkısamı
Répartition de la population d'après les langues maternelles
VİLİYET: **KAYSERİ** (Mabat - Suite)

KAZALAR Cazas	Cinsiyet Sexes	LİSANLAR — Langues															
		Türkçe	Rumca	Ermenice	Fransızca	İtalyanca	İngilizce	Arapça	Acemce	Yahudice	Çerkesçe	Kürtçe	Tatarca	Arnavutca	Bulgarca	Sair ve meçhul lisanlar	
		Turque	Grecque	Arménienne	Française	Italienne	Anglaise	Arabe	Perse	Yudisch	Circassienne	Kurde	Tartare	Albanaise	Bulgare	Autres ou inconnues	
Bünyan	E	17,144	—	17	—	—	—	—	—	—	10	158	—	114	—	49	
	H	19,703	—	15	—	—	—	—	—	—	4	125	—	105	—	44	
Develi	K	23,452	—	34	—	—	—	—	—	—	1	1	—	36	—	4	
	F	27,232	—	49	—	—	—	—	—	—	—	6	—	38	—	—	
İncesu	E	8,221	—	1	—	—	—	—	—	—	4	—	—	—	—	49	
	H	9,380	—	—	—	—	—	—	—	—	—	—	—	24	—	32	
Pınarbaşı (Aziziye)	K	13,028	—	56	—	—	—	—	—	—	6,428	2,122	—	1	—	4	
	F	14,515	—	47	—	—	—	—	—	—	7,146	2,182	—	—	1	75	
YEKÜN Total	E	108,795	2	200	16	7	3	2	1	4	6,461	2,396	2	393	9	197	
	H	122,502	—	235	9	—	5	—	—	2	7,155	2,384	—	391	1	198	
Umumî yekûn Total général	K	231,297	2	435	25	7	8	2	1	6	13,616	4,780	2	784	10	395	
VİLİYET: SİVAS																	
Sivas	Şehir Ville	E	13,653	—	594	1	—	8	1	—	—	28	201	—	—	—	18
		H	13,113	—	746	—	—	—	—	—	—	1	131	—	—	—	3
	Köyler Villages	E	12,854	9	134	—	—	—	—	—	—	—	129	—	—	—	—
		K	14,578	1	120	—	—	—	—	—	—	12	187	—	—	—	—
	Yekûn Total	E	26,507	9	728	1	—	8	1	—	—	28	330	—	—	—	18
		H	27,691	1	866	—	—	—	—	—	—	13	318	—	—	—	3
Darende	E	8,808	—	52	—	—	—	—	—	—	1	1,362	—	—	—	13	
	H	11,199	—	53	—	—	—	—	—	—	—	1,505	—	—	—	10	

KADRO IV
CADRE

Nüfusun ana lisanı itibarıyla inkişafı
Répartition de la population d'après les langues maternelles
VİLAyet : SİVAS (Mabat - Suite)

KAZALAR Cazas	Cins- yet Sexes	LİSANLAR — Langues														
		Türk- çe	Rum- ca	Erme- nice	Fran- sızca	İtal- yanca	İngi- lizce	Arap- ça	Acem- ce	Yahu- dice	Çer- kesçe	Kürtçe	Tatar- ca	Arna- vutca	Bul- garca	Sair ve meç- hul lisanlar
		Tur- que	Grec- que	Armé- nienne	Fran- çaise	Itali- enne	An- glaise	Arabe	Per- sane	Yud- disch	Circas- sienne	Kurde	Tar- tare	Alba- naise	Bul- gare	Autres ou inconnues
Divriki	E	9,636	4	61	—	—	—	—	—	—	—	1,337	—	—	—	—
	H	12,518	18	114	—	—	—	—	—	—	101	1,496	—	—	—	—
Gürün	E	7,256	—	42	—	—	—	—	—	—	90	1,324	—	—	—	—
	H	8,283	—	37	—	—	—	—	—	—	87	1,609	—	—	—	—
Hafik	E	15,743	4	167	—	—	1	1	—	—	—	1,465	—	—	—	107
	H	18,269	—	166	—	—	—	—	—	—	—	1,935	—	—	—	90
Kangal	E	11,413	—	166	—	—	—	—	2	—	294	3,877	—	—	—	143
	H	13,011	—	186	—	—	—	1	1	—	295	3,716	—	—	—	150
Şarkışla (Tenos)	E	21,013	—	425	—	—	—	—	—	—	454	318	—	—	—	727
	H	25,042	—	422	—	—	—	—	—	—	509	306	—	1	—	864
Yıldızeli	E	15,278	1	84	—	—	—	—	—	—	1,012	666	30	—	—	11
	H	17,489	—	74	—	—	—	1	—	—	1,352	574	—	—	—	94
Zara	E	12,417	—	209	—	—	—	—	—	—	67	9,869	1	—	—	260
	H	13,960	374	270	—	—	—	—	—	—	78	10,264	—	—	—	294
YEKÜN Total	E	128,071	18	1,934	1	—	9	2	2	—	1,946	20,548	31	—	—	1,279
	H	147,462	393	2,188	—	—	—	2	1	—	2,435	21,723	—	1	—	1,505
Umumî yekûn Total général		275,533	411	4,122	1	—	9	4	3	—	4,381	42,271	31	1	—	2,784

Kadro

V

CADRE

NÜFUSUN TABİİYET İTİBARİLE İNKISAMI

RÉPARTITION DE LA POPULATION D'APRÈS
LES PAYS DE NATIONALITÉ

A. — MERKEZİ ANADOLU VİLÂYETLERİ

VILAYETS DE L'ANATOLIE CENTRALE

Ankara	Angora	Yozgat	Yozgat
Eskişehir	Eskişehir	Çankırı	Tchankiri
Afyonkarahisar	Afionkarahisar	Çorum	Tchoroum
Konya	Konia	Amasya	Amassia
Aksaray	Aksarail	Tokat	Tokat
Niğde	Nigde	Kayseri	Kaïsseri
Kırşehir	Kirchehir	Sivas	Sivas

KADRO
CADRE V

Nüfusun tabiiyet itibarile inkisamı
Répartition de la population d'après les pays de nationalité
VİLÂYET : ANKARA

KAZALAR Cazas	Cinsiyet Sexes	Türkiye	Eğrisistan	Mısır	Irak	İran	Suriye	Sair Afrika ve Asya memleketleri	Almanya	Arnavutluk	İngiltere	Avusturya	Belçika	Bulgaristan	Fransa	Yunanistan	Macaristan	İtalya	Lehistan	Romanya	Rusya	Sırbistan	Sair avrupa memleketleri	Amerika	Meçhul
		Turquie	Afghanistan	Egypte	Irak	Persie	Syrie	Autres pays d'Afrique et d'Asie	Allemagne	Albanie	Angleterre	Autriche	Belgique	Bulgarie	France	Grèce	Hongrie	Italie	Pologne	Roumanie	Russie	Serbie	Autres pays d'Europe	Amerique	Inconnu
Ankara	Şehir Ville	47,759	5	1	1	82	8	2	130	12	20	84	11	541	25	10	397	97	8	11	37	30	46	20	11
	Köyler Villages	24,770	3	—	—	12	4	2	47	1	5	43	10	25	12	3	159	26	9	9	19	10	23	1	12
	Yekün Total	16,122	4	—	—	6	2	6	3	—	—	1	—	3	—	1	1	4	—	2	—	1	2	—	—
		16,852	4	—	—	—	—	—	2	—	—	4	—	—	—	2	—	—	—	4	—	—	2	—	—
Sair Kazalar Autres cazas	Şehir Ville	63,881	9	1	1	88	10	8	133	12	20	85	11	544	25	11	398	101	8	13	37	31	48	20	11
	Yekün Total	41,622	7	—	—	12	4	2	49	1	5	47	10	25	12	5	159	26	9	13	19	10	25	1	12
YEKÜN Total	Şehir Ville	139,574	29	2	—	—	1	—	24	—	1	34	—	84	—	—	71	12	1	3	1	3	19	—	3
	Köyler Villages	157,209	30	—	—	4	—	—	1	—	—	14	—	—	—	—	9	—	—	2	—	—	1	—	7
Umumi yekün Total général	Şehir Ville	203,455	38	3	1	88	11	8	157	12	21	119	11	628	25	11	469	113	9	16	38	34	67	20	14
	Köyler Villages	198,831	37	—	—	16	4	2	50	1	5	61	10	25	12	5	168	26	9	15	19	10	26	1	19

VİLÂYET : ESKİŞEHİR

KAZALAR Cazas	Cinsiyet Sexes	Türkiye	Eğrisistan	Mısır	Irak	İran	Suriye	Sair Afrika ve Asya memleketleri	Almanya	Arnavutluk	İngiltere	Avusturya	Belçika	Bulgaristan	Fransa	Yunanistan	Macaristan	İtalya	Lehistan	Romanya	Rusya	Sırbistan	Sair avrupa memleketleri	Amerika	Meçhul
		Turquie	Afghanistan	Egypte	Irak	Persie	Syrie	Autres pays d'Afrique et d'Asie	Allemagne	Albanie	Angleterre	Autriche	Belgique	Bulgarie	France	Grèce	Hongrie	Italie	Pologne	Roumanie	Russie	Serbie	Autres pays d'Europe	Amerique	Inconnu
Eskişehir	Şehir Ville	16,465	—	—	—	3	—	—	23	1	—	5	—	99	7	3	12	5	—	3	3	9	6	—	—
	Köyler Villages	15,630	—	—	—	6	—	4	10	1	—	5	—	14	4	2	6	4	—	4	1	5	—	—	1
	Yekün Total	23,785	—	—	—	—	—	—	—	3	—	1	—	15	—	—	—	—	—	—	—	1	—	—	—
		25,609	—	—	—	—	—	—	—	—	—	—	—	—	—	—	—	—	—	—	4	—	—	—	—
Umumi yekün Total général	Şehir Ville	40,250	—	—	—	3	—	—	23	4	—	6	—	114	7	3	12	5	—	3	3	10	6	—	—
	Köyler Villages	41,239	—	—	—	6	—	4	10	1	—	5	—	14	4	2	6	4	—	8	1	5	—	—	1

Nüfusun tabiiyet itibarile inkisamı

Répartition de la population d'après les pays de nationalité

VİLAYET : **ESKİŞEHİR** (Mabat - Suite)

KADRO V
CADRE

KAZALAR Cazas	Clas- yet Seres	Türki- ye	Ef- ga- nis- tan	Mi- sır	İrak	İran	Su- riye	Sair Afrika Asya mem- leket- leri	Al- ma- nya	Ar- na- vut- luk	İn- gil- tere	A- vus- tur- ya	Bel- çika	Bul- gar- istan	Frans- sa	Yu- na- nis- tan	Ma- ca- ris- tan	İtal- ya	Le- his- tan	Ro- man- ya	Rus- ya	Sir- bis- tan	Sair avrupa mem- leket- leri	A- me- rika	Meç- hul
		Tur- quie	Af- gha- nis- tan	E- gyp- te	İrak	Per- se	Sy- rie	Autres pays d'Afrique et d'Asie	Al- le- magne	Al- ba- nie	An- gle- terre	Au- tri- che	Bel- gi- que	Bul- garie	France	Grè- ce	Hon- grie	Ita- lie	Pol- ogne	Rou- manie	Rus- sie	Ser- bie	Autres pays d'Eu- rope	A- mè- ri- que	In- con- nu
Sair kazalar	E H K F	34,039	—	—	—	—	—	—	2	1	3	—	—	4	3	—	3	2	—	68	1	2	2	—	1
Autres cazas	K F	38,320	—	—	—	—	—	—	—	1	—	—	—	11	—	—	1	—	—	109	—	—	—	—	—
YEKÛN	E H K F	74,289	—	—	—	3	—	—	25	5	3	6	—	118	10	3	15	7	—	71	4	12	8	—	1
Total	K F	79,559	—	—	—	6	—	4	10	2	—	5	—	25	4	2	7	4	—	117	1	5	—	—	1
Umumî yekûn	E H K F	153,848	—	—	—	9	—	4	35	7	3	11	—	143	14	5	22	11	—	188	5	17	8	—	2
Total général	K F																								

VİLAYET : **AFYONKARAHİSAR**

KAZALAR Cazas	Clas- yet Seres	Türki- ye	Ef- ga- nis- tan	Mi- sır	İrak	İran	Su- riye	Sair Afrika Asya mem- leket- leri	Al- ma- nya	Ar- na- vut- luk	İn- gil- tere	A- vus- tur- ya	Bel- çika	Bul- gar- istan	Frans- sa	Yu- na- nis- tan	Ma- ca- ris- tan	İtal- ya	Le- his- tan	Ro- man- ya	Rus- ya	Sir- bis- tan	Sair avrupa mem- leket- leri	A- me- rika	Meç- hul
		Tur- quie	Af- gha- nis- tan	E- gyp- te	İrak	Per- se	Sy- rie	Autres pays d'Afrique et d'Asie	Al- le- magne	Al- ba- nie	An- gle- terre	Au- tri- che	Bel- gi- que	Bul- garie	France	Grè- ce	Hon- grie	Ita- lie	Pol- ogne	Rou- manie	Rus- sie	Ser- bie	Autres pays d'Eu- rope	A- mè- ri- que	In- con- nu
Şehir Ville	E H K F	12,364	—	—	—	—	1	—	1	—	—	1	2	22	1	—	1	1	—	—	—	—	—	—	—
	K F	11,026	—	—	—	—	—	—	—	—	—	—	1	1	—	—	—	—	—	—	—	—	—	—	—
Köyler Villages	E H K F	36,227	—	—	—	—	—	—	—	—	—	—	—	—	—	—	—	—	—	—	—	—	—	—	—
	K F	42,614	—	—	—	—	—	—	—	—	—	—	—	—	—	—	—	—	—	—	—	—	—	—	—
Yekûn Total	E H K F	48,591	—	—	—	—	1	—	1	—	—	1	2	22	1	—	1	1	—	—	—	—	—	—	—
	K F	53,640	—	—	—	—	—	—	—	—	—	—	1	1	—	—	—	—	—	—	—	—	—	—	—
Sair kazalar	E H K F	71,769	—	—	—	—	2	—	3	—	—	—	—	—	2	—	—	—	—	—	—	—	—	—	1
	K F	85,317	—	—	—	20	—	—	—	—	—	—	—	—	—	—	—	—	—	—	—	—	—	—	—
YEKÛN	E H K F	120,360	—	—	—	—	3	—	4	—	—	1	2	22	3	—	1	1	—	—	—	—	—	—	1
	K F	138,957	—	—	—	20	—	—	—	—	—	—	1	1	—	—	—	—	—	—	—	—	—	—	—
Umumî yekûn	E H K F	259,317	—	—	—	20	3	—	4	—	—	1	3	23	3	—	1	1	—	—	—	—	—	—	1
Total général	K F																								

KADRO V
CADRE

Nüfusun tabiiyet itibarıyla inkişafı
Répartition de la population d'après les pays de nationalité
VİLAYET : KONYA

KAZALAR Cazas	Clas- yet Sexus	Türki-ye	Ef- ga- nis- tan	Mi- sir	İrak	İran	Su- riye	Sair Afrika Asya mem- leket- leri	Al- ma- nya	Ar- na- vut- luk	İn- gil- tere	A- vus- tur- ya	Bel- çika	Bul- gar- istan	Frans- ız	Yu- na- nis- tan	Ma- ca- ris- tan	İtal- ya	Le- his- tan	Ro- man- ya	Rus- ya	Sir- bis- tan	Sair avrupa mem- leket- leri	A- me- rika	Me- hu
		Tur- quie	Af- gha- nis- tan	E- gyp- te	İrak	Per- se	Sy- rie	Autres pays d'Afrique et d'Asie	Al- le- ma- gne	Al- ba- nie	An- gle- terre	Au- tri- che	Bel- gi- que	Bul- gar- ie	France	Grè- ce	Hon- gre	Ita- lie	Pol- ogne	Rou- ma- nie	Rus- sie	Ser- bie	Autres pays d'Eu- rope	A- mè- ri- que	In- con- nu
Konya	EH KF	23,823	—	—	—	21	—	2	14	2	—	6	—	8	2	1	32	10	—	1	3	8	4	—	—
	EH KF	23,528	—	—	—	9	—	—	11	—	—	2	—	—	2	—	2	3	—	1	—	—	1	—	—
	EH KF	26,290	—	—	—	—	—	—	—	—	—	—	—	—	—	—	—	—	—	—	—	—	—	—	—
	EH KF	29,117	—	—	—	—	—	—	—	—	—	—	—	—	—	—	3	—	—	—	—	—	—	—	—
Sair kazalar Autres cazas	EH KF	50,113	—	—	—	21	—	2	14	2	—	6	—	8	2	1	32	10	—	1	3	8	4	—	—
	EH KF	52,645	—	—	—	9	—	—	11	—	—	2	—	—	2	—	5	3	—	1	—	—	1	—	—
YEKÛN Total	EH KF	188,071	—	—	—	5	2	—	3	1	1	—	—	18	11	—	6	—	1	—	1	2	1	—	—
	EH KF	213,338	—	—	2	—	—	—	3	—	—	—	—	—	10	—	—	—	—	—	—	2	—	—	—
Umumî yekûn Total général	EH KF	238,184	—	—	—	26	2	2	17	3	1	6	—	26	13	1	38	10	1	1	4	10	5	—	—
	EH KF	265,983	—	—	2	9	—	—	14	—	—	2	—	—	12	—	5	3	—	1	—	2	1	—	—
		504,167	—	—	2	35	2	2	31	3	1	8	—	26	25	1	43	13	1	2	4	12	6	—	—

VİLAYET : AKSARAY

Aksaray	EH KF	34,130	—	—	—	—	—	—	—	—	—	—	—	—	—	—	—	—	—	—	—	—	—	—	—
	EH KF	37,447	—	—	—	—	—	—	—	—	—	—	—	—	—	—	—	—	—	—	—	—	—	—	—
Sair kazalar Autres cazas	EH KF	26,277	—	—	—	—	—	—	—	—	—	—	—	—	—	—	—	—	—	—	—	—	—	—	—
	EH KF	29,177	—	—	—	—	—	—	—	—	—	—	—	—	—	—	—	—	—	—	—	—	—	—	—
YEKÛN Total	EH KF	60,407	—	—	—	—	—	—	—	—	—	—	—	—	—	—	—	—	—	—	—	—	—	—	—
	EH KF	66,624	—	—	—	—	—	—	—	—	—	—	—	—	—	—	—	—	—	—	—	—	—	—	—
Umumî yekûn Total général		127,031	—	—	—	—	—	—	—	—	—	—	—	—	—	—	—	—	—	—	—	—	—	—	—

Nüfusun tabiiyet itibarile inkişarı

KADRO
CADRE V

Répartition de la population d'après les pays de nationalité

VİLÂYET : NİĞDE

KAZALAR Cazas	Clust- yet Sexes	Türki- ye	Ef- ga- nis- tan	Mı- sır	İrak	İran	Su- riye	Sair Afrika Asya mem- leket- leri	Al- ma- nya	Ar- na- vut- luk	İn- gil- tere	A- vus- tur- ya	Bel- çika	Bul- gar- ris- tan	Fran- sa	Yu- na- nis- tan	Ma- ca- ris- tan	İtal- ya	Le- his- tan	Ro- man- ya	Rus- ya	Sir- bis- tan	Sair avrupa mem- leket- leri	A- me- rika	Meç- hul	
		Tur- quite	Af- gha- nis- tan	E- gyp- te	İrak	Per- se	Sy- rie	Autres pays d'Afrique et d'Asie	Al- le- ma- gne	Al- ba- nie	An- gle- terre	Au- tri- che	Bel- gi- que	Bul- gar- ie	Fran- ce	Grè- ce	Hon- grie	Ita- lie	Pol- ogne	Rou- ma- nie	Rus- sie	Ser- bie	Autres pays d'Eu- rope	A- mè- ri- que	In- con- nu	
Niğde	E	28,331																								
	K	30,814				1																				
Nev- şehir	E	6,207										1										1				
	K	7,236																								
	E	13,369																								
	K	15,951																								
Sair kazalar Autres cazas	E	19,576										1										1				
	K	23,187																								
YEKÜN Total	E	30,201																								
	K	33,944																								
Umumî yekûn Total général	E	78,108										1										1				
	K	87,945				1																				

VİLÂYET : KIRŞEHİR

Kırşehir	E	30,869				4																				
	K	36,684																								
Sair kazalar Autres cazas	E	26,839															2									
	K	32,503																								

KADRO
CADRE V

Nüfusun tabiiyet itibarı ile inkişamı
Répartition de la population d'après les pays de nationalité
VİLAYET : **KIRŞEHİR** (Mabat-Suite)

KAZALAR Cazas	Clas- yet Sexus	Türki-ye	Ef- ganis- tan	Mı- sır	Irak	Iran	Su- riye	Sair Afrika Asya mem- leket- leri	Al- ma- nya	Ar- na- vut- luk	in- gil- tere	A- vus- tur- ya	Bel- çika	Bul- garis- tan	Fransız	Yun- anis- tan	Ma- caris- tan	İtal- ya	Le- his- tan	Ro- man- ya	Rus- ya	Sir- dis- tan	Sair avrupa mem- leket- leri	A- me- rika	M		
		Tur- quie	Af- gha- nis- tan	E- gyp- te	Irak	Per- se	Sy- rie	Autres pays d'Afrique et d'Asie	Al- le- ma- gne	Al- ba- nie	An- gle- terre	Au- tri- che	Bel- gi- que	Bul- garie	France	Grè- ce	Hon- grie	Ita- lie	Pol- o- gne	Rou- ma- nie	Rus- sie	Ser- bie	Autres pays d'Eu- rope	A- mé- ri- que	I		
YEKÜN Total	E	57,708	-	-	-	4	-	-	-	-	-	-	-	-	-	-	-	2	-	-	-	-	-	-	-	-	
	H K F	69,187	-	-	-	-	-	-	-	-	-	-	-	-	-	-	-	-	-	-	-	-	-	-	-	-	
Umumî yekün Total général		126,895	-	-	-	4	-	-	-	-	-	-	-	-	-	-	-	2	-	-	-	-	-	-	-	-	
VİLAYET : YOZGAT																											
Sehir Vilâe	E	5,171	-	-	-	-	-	-	-	-	-	1	-	-	-	-	-	3	1	-	-	-	-	-	1	-	
	H K F	5,821	-	-	-	-	-	-	-	-	-	-	-	-	-	-	-	-	-	-	-	-	-	-	-	-	
Köyler Villages	E	27,715	-	-	-	-	-	-	-	-	-	-	-	-	-	-	-	-	-	-	-	-	-	-	-	-	
	H K F	31,546	-	-	-	-	-	-	-	-	-	-	-	-	-	-	-	-	-	-	-	-	-	-	-	-	
Yekün Total	E	32,886	-	-	-	-	-	-	-	-	-	1	-	-	-	-	-	3	1	-	-	-	-	-	1	-	
	H K F	37,367	-	-	-	-	-	-	-	-	-	-	-	-	-	-	-	-	-	-	-	-	-	-	-	-	
Sair kazalar Autres cazas	E	65,174	-	-	-	-	-	-	4	-	-	1	-	-	-	-	-	1	-	1	-	1	-	-	1	-	
	H K F	74,055	-	-	-	-	-	-	-	-	-	-	-	-	-	-	-	-	-	-	-	-	-	-	-	-	
YEKÜN Total	E	98,060	-	-	-	-	-	-	4	-	-	2	-	-	-	-	-	4	1	1	-	1	-	-	2	-	
	H K F	111,422	-	-	-	-	-	-	-	-	-	-	-	-	-	-	-	-	-	-	-	-	-	-	-	-	
Umumî yekün Total général		209,482	-	-	-	-	-	-	4	-	-	2	-	-	-	-	-	4	1	1	-	1	-	-	2	-	

Nüfusun tabiiyet itibarile inkisami

Répartition de la population d'après les pays de nationalité

KADRO V
CADRE

VİLAYET : ÇANKIRI

KAZALAR Cazas	Clas- yet Sexes	Türki-ye	Ef- ga- nis- tan	Mi- sir	Irak	Iran	Su- riye	Sair Afrika Asya mem- leket- leri	Al- ma- nya	Ar- na- vut- luk	in- gil- tere	A- vus- tur- ya	Bel- çika	Bul- ga- ris- tan	Fran- sa	Yu- na- nis- tan	Ma- ca- ris- tan	Ital- ya	Le- his- tan	Ro- man- ya	Rus- ya	Sir- bis- tan	Sair avrupa mem- leket- leri	A- me- rika	Mec- hui	
		Tur- quie	Af- gha- nis- tan	E- gyp- te	Irak	Per- se	Sy- rie	Autres pays d'Afrique et d'Asie	Al- le- ma- gne	Al- ba- nie	An- gle- terre	Au- tri- che	Bel- gi- que	Bul- garie	Fran- ce	Grè- ce	Hon- grie	Ital- lie	Pol- ogne	Rou- ma- nie	Rus- sie	Ser- bie	Autres pays d'Eu- rope	A- mé- ri- que	In- con- nu	
Çankırı	E	34,020	—	—	—	—	—	—	—	—	—	—	—	5	—	—	4	1	—	—	—	—	—	6	—	—
	K	39,592	—	—	—	—	—	—	—	—	—	—	—	—	—	—	—	—	—	—	—	—	—	—	—	—
Sair kazalar Autres cazas	E	36,570	—	—	—	—	—	—	—	—	—	—	—	—	—	—	—	—	—	—	—	—	—	—	—	—
	K	47,021	—	—	—	—	—	—	—	—	—	—	—	—	—	—	—	—	—	—	—	—	—	—	—	—
YEKÛN Total	E	70,590	—	—	—	—	—	—	—	—	—	—	—	5	—	—	4	1	—	—	—	—	—	6	—	—
	K	86,613	—	—	—	—	—	—	—	—	—	—	—	—	—	—	—	—	—	—	—	—	—	—	—	—
Umumî yekûn Total général	E	157,203	—	—	—	—	—	—	—	—	—	—	—	5	—	—	4	1	—	—	—	—	—	6	—	—

VİLAYET : ÇORUM

Çorum	Şehir Ville	E	9,713	—	—	—	—	—	1	—	—	—	—	—	1	—	3	—	—	—	—	—	—	—	—	—
		K	9,945	—	—	—	—	—	—	1	—	—	—	—	—	—	—	—	—	—	—	—	—	—	—	—
Köyler Villages	Yekûn Total	E	19,434	—	—	—	—	—	—	—	—	—	—	—	—	—	—	—	—	—	—	—	—	—	—	—
		K	21,771	—	—	—	—	—	—	—	—	—	—	—	—	—	—	—	—	—	—	—	—	—	—	—
İskilip	Şehir Ville	E	29,147	—	—	—	—	—	1	—	—	—	—	—	1	—	3	—	—	—	—	—	—	—	—	—
		K	31,716	—	—	—	—	—	1	—	—	—	—	—	—	—	—	—	—	—	—	—	—	—	—	—
Köyler Villages	Yekûn Total	E	4,740	—	—	—	—	—	—	—	—	2	—	—	—	—	1	—	—	—	—	—	—	—	—	—
		K	5,560	—	—	—	—	—	—	—	—	—	—	—	—	—	—	—	—	—	—	—	—	—	—	—
Yekûn Total	Yekûn Total	E	20,214	—	—	—	—	—	—	—	—	—	—	—	—	—	—	—	—	—	—	—	—	—	—	—
		K	23,246	—	—	—	—	—	—	—	—	—	—	—	—	—	—	—	—	—	—	—	—	—	—	—
Yekûn Total	Yekûn Total	E	24,954	—	—	—	—	—	—	—	—	2	—	—	—	—	1	—	—	—	—	—	—	—	—	—
		K	28,806	—	—	—	—	—	—	—	—	—	—	—	—	—	—	—	—	—	—	—	—	—	—	—

Nüfusun tabiiyet itibarile inkişası

Répartition de la population d'après les pays de nationalité

VİLAYET: ÇORUM (Mabat - Suite)

KADRO V
CADRE

KAZALAR Cazas	Cinsiyet Sexes	Türkiye	Ei-ganistan	Misir	Irak	İran	Suriye	Sair Afrika Asya memleketleri	Almanya	Arnavutluk	İngiltere	Austurya	Belçika	Bulgaristan	Fransa	Yunanistan	Macaristan	İtalya	Lehistan	Romanya	Rusya	Sırbistan	Sair avrupa memleketleri	Amerika	Meçhul
		Turquie	Afghanistan	Egypte	Irak	Perse	Syrie	Autres pays d'Afrique et d'Asie	Alle-magne	Al-banie	An-gle-terre	Au-triche	Bel-gi-que	Bul-garie	Fran-ce	Grè-ce	Hon-grie	Ital-ie	Pol-o-gne	Rou-manie	Rus-sie	Ser-bie	Autres pays d'Eu-rope	A-mé-rique	In-con-nu
Sair Kazalar Autres cazas	E H K F	61,989	—	—	—	1	—	—	—	—	—	—	—	—	—	—	—	—	—	—	2	—	—	—	—
	K F	71,302	—	—	—	—	—	—	—	—	—	—	—	—	—	—	—	—	—	—	—	—	—	—	—
YEKÖN Total	E H K F	116,090	—	—	—	1	—	—	1	—	—	2	—	—	1	—	4	—	—	—	2	—	—	—	—
	K F	131,824	—	—	—	—	—	—	1	—	—	—	—	—	—	—	—	—	—	—	—	—	—	—	—
Umumi yekün Total général	E H K F	247,914	—	—	—	1	—	—	2	—	—	2	—	—	1	—	4	—	—	—	2	—	—	—	—

VİLAYET: AMASYA

Amasya	Şehir Ville	E H K F	6,988	—	—	—	—	—	—	—	—	—	—	11	—	—	4	1	—	—	—	2	—	—	—	
		K F	5,818	—	—	—	—	—	—	—	—	—	—	—	—	—	—	—	—	—	—	—	—	—	—	—
	Köyler Villages	E H K F	23,580	—	—	—	—	—	—	—	—	—	—	—	—	—	—	—	—	—	—	—	—	—	—	—
		K F	24,075	—	—	—	—	—	—	—	—	—	—	—	—	—	—	—	—	—	—	—	—	—	—	—
Yekün Total	E H K F	30,568	—	—	—	—	—	—	—	—	—	—	—	11	—	—	4	1	—	—	—	2	—	—	—	
	K F	29,893	—	—	—	—	—	—	—	—	—	—	—	—	—	—	—	—	—	—	—	—	—	—	—	
Gümüşhacıköy	Şehir Ville	E H K F	11,808	—	—	—	—	—	—	—	—	—	—	—	—	—	—	—	—	—	—	—	—	—	—	
		K F	14,456	—	—	—	—	—	—	—	—	—	—	—	—	—	—	—	—	—	—	—	—	—	—	
Merzi- fon	Şehir Ville	E H K F	5,500	—	—	—	—	—	—	—	—	—	—	—	—	—	—	—	—	—	—	—	—	—	—	
		K F	5,834	—	—	—	—	—	—	—	—	—	—	—	—	—	—	—	—	—	—	—	—	—	—	
	Köyler Villages	E H K F	7,945	—	—	—	—	—	—	—	—	—	—	—	—	—	—	—	2	—	—	—	—	—	1	—
		K F	8,849	—	—	—	—	—	—	2	—	—	—	—	—	—	—	—	—	2	—	—	6	—	—	
Yekün Total	E H K F	13,445	—	—	—	—	—	—	—	—	—	—	—	—	—	—	—	2	—	—	—	—	—	1	—	
	K F	14,683	—	—	—	—	—	—	2	—	—	—	—	—	—	—	—	—	2	—	—	6	—	—		

KADRO
CADRE V

Nüfusun tabiiyet itibarile inkisamı
Répartition de la population d'après les pays de nationalité
VİLÂYET: AMASYA (Mabat - Suite)

KAZALAR Cazas	Clas- yet Sexes	Türki-ye	Ef- gan- nis- tan	Mi- sir	Irak	Iran	Su- riye	Sair Afrika Asya mem- lekei- leri	Al- ma- nya	Ar- na- vut- luk	in- gil- tere	A- vus- tur- ya	Bel- çika	Bul- gar- istan	Frans	Yu- na- nis- tan	Ma- ca- ris- tan	Ital- ya	Le- his- tan	Ro- man- ya	Rus- ya	Sir- bis- tan	Sair avrupa mem- leket- leri	A- me- rika	Mec- hul
		Tur- quie	Af- gha- nis- tan	E- gyp- te	Irak	Per- se	Sy- rie	Autres pays d'Afrique et d'Asie	Al- le- ma- gne	Al- ba- nie	An- gle- terre	Au- tri- che	Bel- gi- que	Bul- garie	Franc	Grè- ce	Hon- drie	Italie	Pol- ogne	Rou- manie	Rus- sie	Ser- bie	Autres pays d'Eu- rope	A- mè- ri- que	In- con- nu
YEKÜN Total	E H K F	55,821	—	—	—	—	—	—	—	—	—	—	—	11	—	—	4	3	—	—	2	—	—	1	—
		59,032	—	—	—	—	—	—	2	—	—	—	—	—	—	—	—	—	2	—	—	6	—	—	—
Umumi yekün Total général		114,853	—	—	—	—	—	—	2	—	—	—	—	11	—	—	4	3	2	—	2	6	—	1	—

VİLÂYET: TOKAT

Tokat	Şehir Ville	E H K F	12,097	—	—	—	—	—	—	—	—	—	—	—	—	—	—	—	—	—	—	—	—	—	—	
			10,293	—	—	—	—	—	—	—	—	—	—	—	—	—	—	—	—	—	—	—	—	—	—	—
	Köyler Villages	E H K F	26,174	—	—	1	—	—	1	—	—	2	—	35	—	—	—	4	4	—	—	—	—	—	—	—
			29,198	—	—	—	—	—	—	—	—	—	—	—	—	—	—	—	—	—	—	—	—	—	—	—
Yekün Total	E H K F	38,271	—	—	1	—	—	1	—	—	2	—	35	—	—	—	4	4	—	—	—	—	—	—	—	
		39,491	—	—	—	—	—	—	—	—	—	—	—	—	—	—	—	—	—	—	—	—	—	—	—	
Zile	Şehir Ville	E H K F	7,296	—	—	9	—	—	—	—	1	1	4	—	2	7	—	—	—	—	—	—	—	—	—	
			8,039	—	—	12	—	—	—	—	—	—	—	4	—	—	2	—	—	—	—	—	—	—	—	
	Köyler Villages	E H K F	17,504	—	—	—	—	—	—	—	—	—	—	—	—	—	—	—	—	—	—	—	—	—	—	—
			20,597	—	—	—	—	—	—	—	—	—	—	—	—	—	—	—	—	—	—	—	—	—	—	—
Yekün Total	E H K F	24,800	—	—	9	—	—	—	—	—	1	1	4	—	2	7	—	—	—	—	—	—	—	—	—	
		28,636	—	—	12	—	—	—	—	—	—	—	—	4	—	—	2	—	—	—	—	—	—	—	—	

KADRO
CADRE V

Nüfusun tabiiyet itibarıyla inkişafı
Répartition de la population d'après les pays de nationalité
VİLÂYET : TOKAT (Mabat - Suite)

KAZALAR Cazas	Cinsiyet Sexes	Türkiye	Eğrisan	Mısır	Irak	İran	Suriye	Sair Afrika ve Asya memleketleri	Almanya	Arnavutluk	İngiltere	Avusturya	Belçika	Bulgaristan	Fransa	Yunanistan	Macaristan	İtalya	Lehistan	Romanya	Rusya	Sırbistan	Sair Avrupa memleketleri	Amerika	Meçhu
		Turquie	Afghanistan	Egypte	Irak	Perse	Syrie	Autres pays d'Afrique et d'Asie	Allemagne	Albanie	Angleterre	Autriche	Belgique	Bulgarie	France	Grèce	Hongrie	Italie	Pologne	Roumanie	Russie	Serbie	Autres pays d'Europe	Amerique	Inconnu
Sair kazalar Autres cazas	E H	61,272	—	—	—	—	—	—	2	—	—	—	—	—	—	—	—	—	—	—	—	—	—	—	—
	K F	70,502	—	—	—	—	—	—	—	—	—	—	—	—	—	—	—	—	—	—	—	—	—	—	—
YEKÜN Total	E H	124,343	—	—	—	10	—	—	3	—	—	3	1	39	—	2	11	4	—	—	—	—	—	—	—
	K F	138,629	—	—	—	12	—	—	—	—	—	—	—	—	4	—	—	2	—	—	—	—	—	—	—
Umumi yekün Total général		262,972	—	—	—	22	—	—	3	—	—	3	1	39	4	2	11	6	—	—	—	—	—	—	—


VİLÂYET : KAYSERİ

KAYSERİ	Cinsiyet Sexes	Sehir	Ville	Köyler	Villages	Yekün	Total	Sair kazalar	Autres cazas	YEKÜN	Total	Umumi yekün	Total général
		19,411	19,582	28,029	32,535	47,440	52,117	70,927	80,718	118,367	132,835	251,202	
Sair kazalar Autres cazas	E H	—	—	—	—	—	—	—	—	—	—	—	—
	K F	—	—	—	—	—	—	—	—	—	—	—	—
YEKÜN Total	E H	—	—	—	—	—	—	—	—	—	—	—	—
	K F	—	—	—	—	—	—	—	—	—	—	—	—
Umumi yekün Total général		—	—	—	—	—	—	—	—	—	—	—	—

KADRO V
CADRE

Nüfusun tabiiyet itibarile inkısamı
Répartition de la population d'après les pays de nationalité
VİLAYET : SİVAS

KAZALAR Cazas	Cinsiyet Sexes	Türkiye	Efganistan	Mısır	Irak	Iran	Suriye	Sair Afrika Asya memleketleri	Almanya	Arnavutluk	İngiltere	Avusturya	Belçika	Bulgaristan	Fransa	Yunanistan	Macaristan	İtalya	Lehistan	Romanya	Rusya	Sırbistan	Sair Avrupa memleketleri	Amerika	Meçhul	
		Turquie	Afghanistan	Egypte	Irak	Perses	Syrie	Autres pays d'Afrique et d'Asie	Allemagne	Albanie	Angleterre	Autriche	Belgique	Bulgarie	France	Grèce	Hongrie	Italie	Pologne	Roumanie	Russie	Serbie	Autres pays d'Europe	Amerique	Inconnu	
Sivas	Şehir Ville	E	14,491	—	—	—	—	—	1	—	—	—	1	—	7	—	—	2	—	—	—	2	—	—	—	
		K	13,994	—	—	—	—	—	—	—	—	—	—	—	—	—	—	—	—	—	—	—	—	—	—	—
	Köyler Villages	E	13,126	—	—	—	—	—	—	—	—	—	—	—	—	—	—	—	—	—	—	—	—	—	—	—
		K	14,898	—	—	—	—	—	—	—	—	—	—	—	—	—	—	—	—	—	—	—	—	—	—	—
Yekûn Total	E	27,617	—	—	—	—	—	1	—	—	—	1	—	7	—	—	—	2	—	—	—	2	—	—	—	
	K	28,892	—	—	—	—	—	—	—	—	—	—	—	—	—	—	—	—	—	—	—	—	—	—	—	
Sair kazalar Autres cazas	E	126,211	—	—	—	—	—	—	—	—	—	—	—	—	—	—	—	—	—	—	—	—	—	—	—	
	K	146,818	—	—	—	—	—	—	—	—	—	—	—	—	—	—	—	—	—	—	—	—	—	—	—	
YEKÛN Total	E	153,828	—	—	—	—	—	1	—	—	—	1	—	7	—	—	—	2	—	—	—	2	—	—	—	
	K	175,710	—	—	—	—	—	—	—	—	—	—	—	—	—	—	—	—	—	—	—	—	—	—	—	
Umumi yekûn Total général		329,538	—	—	—	—	—	1	—	—	—	1	—	7	—	—	—	2	—	—	—	2	—	—	—	



Kadro VI
CADRE

NÜFUSUN MAHALİ TEVELLÜT İTİBARİLE İNKISAMI

RÉPARTITION DE LA POPULATION D'APRÈS
LES PAYS DE NAISSANCE

A. — MERKEZİ ANADOLU VİLÂYETLERİ

VILAYETS DE L'ANATOLIE CENTRALE

Ankara	<i>Angora</i>	Yozgat	<i>Yozgat</i>
Eskişehir	<i>Eskichehir</i>	Çankırı	<i>Tchankiri</i>
Afyonkarahisar	<i>Afionkarahisar</i>	Çorum	<i>Tchoroum</i>
Konya	<i>Konia</i>	Amasya	<i>Amassia</i>
Aksaray	<i>Aksaraïl</i>	Tokat	<i>Tokat</i>
Niğde	<i>Nigdé</i>	Kayseri	<i>Kaïsseri</i>
Kırşehir	<i>Kirchehir</i>	Sivas	<i>Sivas</i>

KADRO VI
CADRE

Nüfusun mahali tevellüt itibarile inkısamı
Répartition de la population d'après les pays de naissance
VİLAYET : ANKARA

KAZALAR Cazas	Cinsiyet Saxs	Türkiye	Efganistan	Mısır	İrak	İran	Suriye	Sair Afrika Asya memleketleri	Almanya	Arnavutluk	İngiltere	Avusturya	Belçika	Bulgaristan	Fransa	Yunanistan	Macaristan	İtalya	Lehistan	Romanya	Rusya	Sırbistan	Sair avrupa memleketleri	Amerika	M...
		Turquie	Afganistan	Egypte	Irak	Perse	Syrie	Autres pays d'Afrique et d'Asie	Alle-magne	Al-banie	An-gleterre	Au-triche	Bel-gique	Bul-garie	Fran-ce	Grè-ce	Hon-grie	Ita-lie	Pol-ogne	Rou-manie	Rus-sie	Ser-bie	Autres pays d'Europe	A-mé-rique	l...
Ankara	EH	47,091	15	22	1	99	9	27	112	17	11	76	10	645	20	113	406	60	7	146	169	66	115	18	9
	KF	24,401	6	—	2	15	3	17	67	3	2	39	5	84	15	5	154	9	9	51	95	35	77	1	11
	EH	16,024	4	2	1	7	2	8	1	3	—	4	—	10	—	—	1	3	1	50	8	13	1	—	1
	KF	16,713	4	8	1	5	—	3	3	—	—	11	—	3	—	2	—	—	—	71	2	—	1	—	4
Yekân Total	EH	63,115	19	24	2	106	11	35	113	20	11	80	10	655	20	113	407	63	8	196	177	79	116	18	10
	KF	41,114	10	8	3	20	3	20	70	3	2	50	5	87	15	7	154	9	9	122	97	35	78	1	15
Ayaş	EH	10,288	4	2	—	—	—	—	—	—	—	—	—	—	—	—	—	—	—	—	—	—	—	—	—
	KF	12,101	3	2	—	—	—	—	—	—	—	—	—	—	—	—	—	—	—	—	—	—	—	—	—
Balâ	EH	12,692	—	—	—	—	—	—	—	—	—	—	—	—	—	—	—	1	—	50	56	—	2	—	—
	KF	13,731	—	—	—	—	—	—	—	—	—	—	—	1	—	—	—	—	—	45	45	—	—	—	—
Beypazarı	EH	9,290	—	—	—	—	—	—	—	—	—	—	—	2	—	—	—	—	—	1	—	1	—	—	—
	KF	11,335	—	—	—	—	—	—	—	—	—	—	—	—	—	—	—	—	—	—	—	—	—	—	—
Çubuk	EH	12,488	—	—	—	—	—	—	—	—	—	—	—	37	—	—	—	—	—	3	1	3	—	—	—
	KF	13,432	—	—	—	—	—	—	—	—	—	—	—	72	—	—	—	—	—	1	1	—	—	—	—
Haymana	EH	14,342	1	1	—	—	—	—	—	—	—	1	—	18	—	—	—	—	—	85	66	—	—	—	7
	KF	14,555	1	—	—	—	—	—	—	—	—	6	—	2	—	1	—	—	—	126	59	—	—	—	8
Kalecik	EH	17,897	18	—	—	—	—	—	2	—	—	—	—	48	—	—	5	9	—	3	—	4	13	—	—
	KF	20,717	—	—	—	1	—	—	—	—	—	—	—	1	—	—	—	—	—	—	—	—	—	—	1
Keskin	EH	22,736	1	—	—	—	—	2	22	—	—	34	—	15	—	—	65	4	1	43	4	4	5	—	1
	KF	25,920	—	1	—	2	—	—	2	—	—	4	—	2	—	—	10	—	—	54	2	—	—	—	—

KADRO VI
CADRE

Nüfusun mahali tevellüt itibarile inkisamı
Répartition de la population d'après les pays de naissance
VİLAYET : ANKARA (Mabat - Suite)

KAZALAR Cazas	Clas- yet Sexes	Türki-ye	Ef- ga- nis- tan	Mi- sir	Irak	Iran	Su- riye	Sair Afrika Asya mem- leket- leri	Al- ma- nya	Ar- na- vut- luk	In- gil- tere	A- vus- tur- ya	Bel- çika	Bul- gar- istan	Fran- sa	Yu- na- nis- tan	Ma- ca- ris- tan	Ital- ya	Le- his- tan	Ro- man- ya	Rus- ya	Sir- bis- tan	Sair avrupa mem- leket- leri	A- me- rika	Mec- hui	
		Tur- quie	Af- gha- nis- tan	E- gyp- te	Irak	Per- se	Sy- rie	Autres pays d'Afrique et d'Asie	Al- le- ma- gne	Al- ba- nie	An- gle- terre	Aut- riche	Bel- gi- que	Bul- garie	Fran- ce	Grè- ce	Hon- grie	Ital- lie	Pol- ogne	Rou- manie	Rus- sie	Ser- bie	Autres pays d'Eu- rope	A- mé- ri- que	In- con- nu	
Nallıhan	E H K F	6,648	—	—	—	—	—	—	—	—	—	—	—	—	—	—	—	—	—	—	—	—	—	—	—	—
	F	7,589	—	—	—	—	—	—	—	—	—	—	—	—	—	—	—	—	—	—	—	—	—	—	—	—
Polatlı	E H K F	7,750	1	—	—	2	—	1	—	—	—	—	—	16	5	5	1	—	—	531	64	1	—	—	—	—
	F	7,500	—	2	—	4	—	—	—	—	—	—	—	12	—	3	1	—	—	595	40	—	56	—	7	
Yabanabat	E H K F	24,450	—	—	—	—	—	—	—	—	—	—	—	6	—	—	—	—	—	—	—	—	—	—	—	—
	F	29,222	—	—	—	—	—	—	—	—	—	—	—	—	—	—	—	—	—	—	—	—	—	—	—	—
YEKÛN Total	E H K F	201,696	44	27	2	108	11	38	137	20	11	115	10	797	25	118	478	77	9	912	368	92	136	18	119	
	F	197,216	14	13	3	27	3	20	72	3	2	60	5	177	15	11	165	9	9	943	244	35	134	1	171	
Umumî yekûn Total général		398,912	58	40	5	135	14	58	209	23	13	175	15	974	40	129	643	86	18	1,855	612	127	270	19	290	

VİLAYET : ESKİŞEHİR

Eski- şehir	Şehir Ville	E H K F	14,292	2	2	1	3	14	15	22	—	—	6	—	599	7	24	18	—	—	987	517	101	17	—	17
		F	13,580	—	1	—	2	5	1	9	3	—	3	—	538	7	15	12	10	—	—	977	472	52	—	—
	Köyler Villages	E H K F	20,970	—	3	—	—	1	—	—	—	—	—	—	1,020	—	167	—	1	1	852	762	26	—	—	2
		F	22,844	—	—	—	—	1	1	1	—	—	—	—	926	—	148	—	—	—	1,000	678	6	—	1	7
Yekûn Total	E H K F	35,262	2	5	1	3	15	15	22	—	—	6	—	1,619	7	191	18	1	1	1,839	1,279	127	17	—	19	
	F	36,424	—	1	—	2	6	2	10	3	—	3	—	1,464	7	163	12	10	—	—	1,977	1,150	58	—	1	17
Seyitgazi	E H K F	8,056	—	—	—	—	1	—	—	—	—	—	—	150	—	1	—	—	—	—	60	28	6	—	—	2
	F	9,016	—	—	—	—	—	—	—	—	—	—	—	228	—	1	—	—	—	—	78	47	3	—	—	2

KADRO VI
CADRE

Nüfusun mahali tevellüt itibarile inkisamı
Répartition de la population d'après les pays de naissance
VİLÂYET: ESKİŞEHİR (Mabat - Suite)

KAZALAR Cazas	Cinsl- yet tazs	Türki-ye	Ef- ga- nis- tan	Mı- sır	İrak	İran	Su- riye	Sair Afrika Asya men- leke- leri	Al- ma- nya	Ar- na- vut- luk	İn- gil- tere	A- vus- tur- ya	Bel- cika	Bul- gar- istan	Fran- sa	Yu- na- nis- tan	Ma- ca- ris- tan	İtal- ya	Le- his- tan	Ro- man- ya	Rus- ya	Sir- bis- tan	Sair avrupa mem- leket- leri	A- me- ri- ka	Me- hu
		Tur- quie	Af- gha- nis- tan	E- gyp- te	İrak	Per- se	Sy- rie	Autres pays d'Afrique et d'Asie	Al- le- ma- gne	Al- ba- nie	An- gle- terre	Au- tri- che	Bel- gi- que	Bul- garie	Fran- ce	Grè- ce	Hon- grie	İtalie	Pol- ogne	Rou- ma- nie	Rus- sie	Ser- bie	Autres pays d'Eu- rope	A- mè- ri- que	In- con- nu
Sivrihisar	E H K F	14,117	—	—	—	—	—	—	—	—	—	—	—	129	2	—	—	—	—	301	145	2	—	—	2
	K F	16,033	—	—	—	—	—	—	—	—	—	—	—	164	—	—	—	—	—	364	201	3	—	—	—
Mihalıcık	E H K F	10,777	—	—	—	—	—	1	1	2	1	—	219	1	7	2	2	—	63	34	15	3	—	—	1
	K F	11,940	—	—	—	—	—	—	—	1	—	1	—	227	—	5	1	—	—	67	50	10	—	—	—
YEKÛN Total	E H K F	68,212	2	5	1	3	16	15	23	1	2	7	—	2,117	10	199	20	3	1	2,263	1,486	150	20	—	24
	K F	73,413	—	1	—	2	6	2	10	4	—	4	—	2,083	7	169	13	10	—	2,480	1,448	74	—	1	19
Umumî yekûn Total général		141,625	2	6	1	5	22	17	33	5	2	11	—	4,200	17	368	33	13	1	4,749	2,934	224	20	1	43

VİLÂYET: AFYONKARAHİSAR

Afyon- kara- hisar	Şehir Ville	E H K F	12,321	1	1	—	—	1	7	1	—	1	—	34	—	1	1	1	—	1	14	6	1	—	2	
		K F	11,008	—	—	—	—	1	—	—	—	—	—	1	6	—	1	—	—	—	—	8	3	—	—	—
	Köyler Villages	E H K F	36,000	—	—	—	—	—	1	—	—	—	—	—	101	—	—	—	—	—	4	118	2	—	—	1
		K F	42,366	—	—	—	—	—	—	—	—	—	—	—	102	—	—	—	—	—	—	143	3	—	—	—
YEKÛN Total	E H K F	48,321	1	1	—	—	1	8	1	—	—	1	—	135	—	1	1	1	—	5	132	8	1	—	3	
	K F	53,374	—	—	—	—	1	—	—	—	—	—	1	108	—	1	—	—	—	—	151	6	—	—	—	
Aziziye	E H K F	19,960	—	—	—	—	—	—	1	—	—	—	—	245	—	36	—	—	—	160	110	1	—	—	—	
	K F	22,722	—	—	—	—	2	—	—	—	—	—	—	459	—	1	—	—	—	250	130	—	—	—	—	
Bolvadin	E H K F	17,991	2	—	—	1	—	1	1	—	—	—	—	13	—	1	—	—	—	3	5	1	—	—	1	
	K F	21,203	—	—	—	2	—	—	—	—	—	—	—	4	—	—	—	—	—	5	1	2	—	—	1	

KADRO VI
CADRE

Nüfusun mahali tevellüt-itibarile inkisamı
Répartition de la population d'après les pays de naissance
VİLÂYET : **AFYONKARAHİSAR** (Mabat - Suite)

KAZALAR Cazas	Cinsiyet Sexes	Türkiye	Efganistan	Mısır	Irak	İran	Suriye	Sair Afrika Asya memleketleri	Almanya	Arnavutluk	İngiltere	Avturya	Belçika	Bulgaristan	Fransa	Yunanistan	Macaristan	İtalya	Lehistan	Romanya	Rusya	Sırbistan	Sair avrupa memleketleri	Amerika	Mexico
		Turquie	Afganistan	Egypte	Irak	Perse	Syrie	Autres pays d'Afrique et d'Asie	Allemagne	Albanie	Angleterre	Autriche	Belgique	Bulgarie	France	Grèce	Hongrie	Italie	Pologne	Roumanie	Russie	Serbie	Autres pays d'Europe	Amérique	Inconnu
Dinar	E	16,230	—	—	—	1	2	—	—	—	—	—	—	136	—	—	—	2	—	6	2	—	—	—	—
	K	19,561	—	—	—	—	—	—	—	—	—	—	—	227	—	—	—	—	—	8	4	—	—	—	—
Sandıklı	E	16,853	—	—	—	—	—	—	—	—	—	—	—	10	—	—	—	—	—	1	1	—	—	—	—
	K	20,727	—	—	—	—	—	—	—	—	—	—	—	22	—	—	—	—	—	—	1	5	—	—	—
YEKÜN Total	E	119,355	3	1	—	2	3	9	3	—	—	1	—	539	—	38	1	3	—	175	250	10	1	—	4
	K	137,587	—	—	—	2	3	—	—	—	—	—	1	820	—	2	—	—	—	263	287	13	—	—	1
Umumi yekün Total général		256,942	3	1	—	4	6	9	3	—	—	1	1	1,359	—	40	1	3	—	438	537	23	1	—	5

VİLÂYET : **KONYA**

Konya	Şehir Ville	E	23,339	1	3	—	22	1	7	14	2	1	7	—	55	9	184	33	6	—	35	132	82	2	1	1
		K	23,070	—	—	—	11	14	6	11	2	—	2	—	32	2	165	7	4	9	17	128	58	7	—	14
	Köyler Villages	E	26,189	—	—	—	2	—	—	—	—	—	—	—	25	—	27	—	—	—	18	23	5	—	—	1
		K	29,012	—	—	—	2	—	1	—	—	—	—	—	20	—	16	3	—	—	18	33	—	—	—	15
Yekün Total	E	49,528	1	3	—	24	1	7	14	2	1	7	—	80	9	211	33	6	—	53	155	87	2	1	2	
	K	52,082	—	—	—	13	14	7	11	2	—	2	—	52	2	181	10	4	9	35	161	58	7	—	29	
Akşehir	E	20,525	1	—	—	3	—	—	—	—	—	1	1	281	—	414	5	—	—	149	162	150	—	—	15	
	K	23,082	—	—	—	4	—	—	—	—	—	7	—	267	1	461	3	—	—	180	150	121	—	1	4	
Beyşehir	E	16,982	—	—	—	—	—	—	—	1	—	—	—	18	—	2	—	—	—	161	37	9	—	—	—	
	K	21,705	—	—	—	—	—	—	—	—	—	—	—	5	—	—	—	—	—	150	41	16	—	—	14	

Nüfusun mahali tevellüt itibarile inkısama
Répartition de la population d'après les pays de naissance
VİLAYET : KONYA (Mabat - Suite)

KADRO VI
CADRE

KAZALAR Cazas	Cinsiyet Sexes	Türkiye	Efganistan	Mısır	Irak	İran	Suriye	Sair Afrika memleketleri	Almanya	Arnavutluk	İngiltere	Austurya	Belçika	Bulgaristan	Fransa	Yunanistan	Macaristan	İtalya	Lehistan	Romanya	Rusya	Sırbistan	Sair avrupa memleketleri	Amerika	Me
		Turquie	Afghanistan	Egypte	Irak	Persie	Syrie	Autres pays d'Asie	Allemagne	Albanie	Angleterre	Autriche	Belgique	Bulgarie	France	Grèce	Hongrie	Italie	Pologne	Roumanie	Russie	Serbie	Autres pays d'Europe	Amerique	Inconnu
Bozkır	E	16,317	—	—	—	—	—	—	—	—	—	—	—	—	—	—	—	—	—	—	—	—	—	—	—
	H	19,124	—	—	—	—	—	—	—	—	—	—	—	—	—	—	—	—	—	—	—	—	—	—	—
Cihanbeyli	E	9,931	—	—	—	—	—	—	—	—	—	—	—	1	—	—	—	—	—	5	94	—	—	—	—
	H	10,423	—	—	—	—	—	—	—	—	—	—	—	—	—	—	—	—	—	3	116	—	—	—	—
Çumra	E	17,879	—	1	—	2	—	1	—	—	—	—	—	—	—	—	—	—	1	59	74	2	—	—	—
	H	18,869	—	—	—	—	—	—	—	—	—	—	—	18	—	1	—	—	—	74	81	2	—	—	—
Ereğli	E	16,010	—	—	2	7	—	1	—	2	—	—	—	30	4	132	—	—	10	4	153	32	—	—	13
	H	16,947	—	—	—	1	—	—	1	2	—	—	—	19	1	92	—	—	2	1	105	12	—	—	14
Ermenak	E	12,824	—	—	—	—	—	—	—	—	—	—	—	—	—	—	—	—	—	—	—	—	—	—	—
	H	15,941	—	—	—	—	—	—	—	—	—	—	—	—	—	—	—	—	—	1	—	—	—	—	—
Hadım	E	9,860	—	—	—	—	—	—	—	—	—	—	—	—	—	—	—	—	—	—	—	—	—	—	—
	H	11,750	—	—	—	—	—	—	—	—	—	—	—	—	—	—	—	—	—	—	—	—	—	—	174
İğın	E	14,799	—	—	—	—	—	—	—	1	1	—	—	174	—	20	—	—	—	4	12	123	9	—	2
	H	17,072	—	—	—	—	—	—	—	—	—	—	17	261	—	29	—	—	—	8	140	3	—	—	—
Karaman	E	17,330	—	—	—	—	—	1	3	—	—	—	—	95	—	51	1	—	2	3	128	4	—	—	3
	H	19,292	—	—	—	—	—	—	2	—	—	—	—	148	—	54	—	—	—	17	125	1	—	—	5
Saideli	E	10,655	—	—	—	1	—	—	—	—	—	—	—	26	—	3	—	—	—	22	281	9	1	—	5
	H	11,226	—	—	—	1	—	—	—	—	—	—	—	25	—	1	—	—	—	29	341	12	—	—	7
Seydişehir	E	14,035	—	—	—	—	—	—	—	—	—	—	—	—	—	—	—	—	—	4	3	—	—	—	4
	H	15,831	—	—	—	—	—	1	—	—	—	—	—	—	—	—	—	—	—	4	—	6	—	—	—

KADRO
CADRE VI

Nüfusun mahallî tevellüt itibarile inkısamı
Répartition de la population d'après les pays de naissance
VİLÂYET : **KONYA** (Mabat-Suite)

KAZALAR Cazas	Clas- yet scies	Türki-ye	Ef- ga- nis- tan	Mi- sir	Irak	İran	Su- riye	Sair Afrika Asya mem- leket- leri	Al- ma- nya	Ar- na- vut- luk	in- gil- tere	A- vus- tur- ya	Bel- çika	Bul- gar- istan	Frans- ız	Yu- na- nis- tan	Ma- ca- ris- tan	İtal- ya	Le- his- tan	Ro- man- ya	Rus- ya	Sir- bis- tan	Sair avrupa mem- leket- leri	A- me- rika	Mec- hul	
		Tur- quie	Af- gha- nis- tan	E- gypte	Irak	Per- se	Sy- rie	Autres pays d'Afrique et d'Asie	Al- le- ma- gne	Al- ba- nie	An- gle- terre	Au- tri- che	Bel- gi- que	Bul- garie	France	Grè- ce	Hon- grie	Ita- lie	Pol- ogne	Rou- ma- nie	Rus- sie	Ser- bie	Autres pays d'Eu- rope	A- mé- ri- que	In- con- nu	
Sultaniye	E H K F	7,933	—	—	—	—	—	—	—	—	—	—	—	—	—	—	—	—	—	—	—	—	—	—	—	1
	K F	8,700	—	—	—	—	—	—	—	—	—	—	—	—	—	1	—	—	—	—	—	—	—	—	—	5
YEKÛN Total	E H K F	234,608	2	4	2	37	1	10	17	6	2	8	1	705	13	833	39	6	13	464	1,099	416	12	1	51	
	K F	262,044	—	—	—	19	14	8	14	4	—	9	17	795	4	820	13	4	12	501	1,260	231	7	1	257	
Umumî yekûn Total général		496,652	2	4	2	56	15	18	31	10	2	17	18	1,500	17	1,653	52	10	25	965	2,359	647	19	2	308	

VİLÂYET : **AKSARAY**

Aksaray	E H K F	34,076	—	—	—	—	—	—	—	—	—	—	—	—	—	1	—	—	—	—	48	2	—	—	3
	K F	37,424	1	—	—	—	—	—	—	—	—	—	—	4	—	1	1	—	—	5	4	—	—	—	7
Arapsun	E H K F	7,396	—	—	—	—	—	—	—	—	—	—	—	—	—	—	—	—	—	—	—	—	—	—	—
	K F	9,024	—	—	—	—	—	—	—	—	—	—	—	—	—	—	—	—	—	—	—	—	—	—	—
Koçhisar	E H K F	18,815	—	—	—	—	1	—	—	—	—	—	—	1	—	—	—	—	—	3	58	—	3	—	—
	K F	20,101	—	—	—	—	—	2	—	—	—	—	—	—	—	—	—	—	—	4	44	—	—	—	2
YEKÛN Total	E H K F	60,287	—	—	—	—	1	—	—	—	—	—	—	1	—	1	—	—	—	3	106	2	3	—	3
	K F	66,549	1	—	—	—	—	2	—	—	—	—	—	4	—	1	1	—	—	9	48	—	—	—	9
Umumî yekûn Total général		126,836	1	—	—	—	1	2	—	—	—	—	—	5	—	2	1	—	—	12	154	2	3	—	12

KAZALAR Cazas	Cins- yet Sexes	Türki- ye	Ef- ga- nis- tan	Mı- sır	İrak	İran	Su- riye	Sair Afrika Asya mem- leket- leri	Al- ma- nya	Ar- na- vut- luk	İn- gil- tere	A- vus- tur- ya	Bel- çika	Bul- gar- istan	Frans- sa	Yu- na- nis- tan	Ma- ca- ris- tan	İtal- ya	Le- his- tan	Ro- man- ya	Rus- ya	Sır- bis- tan	Sair avrupa- mem- leket- leri	A- vru- pa- me- rika	Mi- h
		Tur- quie	Af- gha- nis- tan	E- gypte	Irak	Per- se	Sy- rie	Autres pays d'Afrique et d'Asie	Al- le- ma- gne	Al- ba- nie	An- gle- terre	Au- tri- che	Bel- gique	Bul- garie	France	Grèce	Hongrie	Italie	Pologne	Rou- manie	Rus- sie	Ser- bie	Autres pays d'Eu- rope	A- méri- que	Il- les
Niğde	E	27,279	1	—	—	1	—	1	—	—	—	—	—	181	—	758	—	—	—	—	32	26	4	—	4
	K	30,424	—	—	—	1	—	3	—	—	—	—	—	84	—	192	—	—	—	1	32	10	—	1	6
Bor	E	13,224	—	—	—	—	—	—	—	1	—	—	—	59	—	121	—	—	—	—	1	—	—	—	1
	K	14,308	—	—	—	—	—	—	—	—	1	—	—	54	—	139	—	—	—	—	2	1	1	—	—
Nev- şehir	E	6,162	—	—	—	—	—	—	—	—	—	2	—	36	—	4	—	—	—	—	4	1	—	—	—
	K	7,173	—	1	—	—	—	—	—	—	—	—	—	43	—	15	—	—	—	—	2	—	—	—	—
	E	13,136	—	—	—	—	—	—	—	—	—	—	—	21	—	207	—	—	—	—	1	—	—	—	—
	K	15,820	—	—	—	—	—	—	—	—	—	—	—	—	—	129	—	—	—	—	1	—	—	—	—
Yekân Total	E	19,298	—	—	—	—	—	—	—	—	—	2	—	57	—	211	—	—	—	—	5	1	—	—	—
	K	22,993	—	1	—	—	—	—	—	—	—	—	—	43	—	144	—	—	—	—	3	—	—	—	—
Ulukışla	E	7,106	—	—	—	3	—	1	—	—	—	—	—	—	—	134	—	—	—	—	1	—	—	—	—
	K	7,530	—	—	—	—	—	—	—	—	—	—	—	1	—	33	—	—	—	—	—	—	—	—	—
Ürgüp	E	9,445	—	—	—	—	—	1	—	—	—	—	—	96	—	3	—	—	—	—	—	—	—	—	—
	K	11,789	—	—	—	—	—	—	—	—	—	—	—	83	—	—	—	—	—	—	—	—	—	—	—
YEKÛN Total	E	76,352	1	—	—	4	—	3	—	1	—	2	—	393	—	1,297	—	—	—	—	39	27	4	1	56
	K	87,044	—	1	—	1	—	3	—	—	1	—	—	265	—	508	—	—	—	1	37	11	1	1	72
Umumî yekân Total général		163,396	1	1	—	5	—	6	—	1	1	2	—	658	—	1,735	—	—	—	1	76	38	5	2	128

Nüfusun mahallî tevellüt itibarile inkısamı
Répartition de la population d'après les pays de naissance
VİLÂYET : KIRŞEHİR

KADRO VI
CADRE

KAZALAR Cazas	Cinsiyet Sexes	Türkiye	Efganistan	Mısır	Irak	İran	Suriye	Sair Afrika Asya memleketleri	Almanya	Arnavutluk	İngiltere	Austurya	Belçika	Bulgaristan	Fransa	Yunanistan	Macaristan	İtalya	Lehistan	Romanya	Rusya	Sırbistan	Sair avrupalı memleketleri	Amerika	Mecul
		Turquie	Afghanistan	Egypte	Irak	Perse	Syrie	Autres pays d'Afrique et d'Asie	Allemagne	Albanie	Angleterre	Autriche	Belgique	Bulgarie	France	Grèce	Hongrie	Italie	Pologne	Roumanie	Russie	Serbie	Autres pays d'Europe	Amérique	Inconnu
Kırşehir	E H K F	30,844	—	—	—	6	1	—	—	—	—	—	—	1	—	—	—	—	—	1	11	5	2	—	2
	K F	36,670	—	—	—	—	—	—	—	—	—	—	—	—	—	—	—	—	—	—	14	—	—	—	—
Avanos	E H K F	10,780	—	—	—	—	—	—	—	—	—	—	—	—	—	—	2	—	—	—	—	—	—	—	—
	K F	13,451	—	—	—	—	—	—	—	—	—	—	—	—	—	—	—	—	—	—	—	—	—	—	1
Mecidiye	E H K F	9,209	—	—	—	—	—	—	—	—	—	—	—	—	—	—	—	—	—	—	3	—	—	—	—
	K F	10,905	—	—	—	—	—	—	—	—	—	—	—	—	—	—	—	—	—	—	—	—	—	—	—
Mucur	E H K F	6,843	1	—	—	—	—	—	—	—	—	—	—	—	—	—	—	1	—	—	1	—	1	—	—
	K F	8,146	—	—	—	—	—	—	—	—	—	—	—	—	—	—	—	—	—	—	—	—	—	—	—
YEKÜN Total	E H K F	57,676	1	—	—	6	1	—	—	—	—	—	—	1	—	—	3	—	—	1	15	5	3	—	2
	K F	69,172	—	—	—	—	—	—	—	—	—	—	—	—	—	—	—	—	—	—	14	—	—	—	1
Umumî yekûn Total général	E H K F	126,848	1	—	—	6	1	—	—	—	—	—	—	1	—	—	3	—	—	15	15	5	3	—	3

VİLÂYET : YOZGAT

Yozgat	Şehir Ville	E H K F	5,104	—	—	—	1	—	—	—	—	—	—	4	—	18	4	1	—	11	15	12	—	1	6	
		K F	5,746	—	—	—	1	—	—	—	—	—	—	—	4	—	24	—	—	—	25	16	3	—	—	2
	Köyler Villages	E H K F	27,649	—	—	—	1	—	—	—	—	—	1	—	—	—	—	1	—	—	—	59	3	—	—	1
		K F	31,504	—	—	—	—	3	—	—	—	—	—	—	1	—	—	—	—	—	1	26	—	—	—	11
	Yekûn Total	E H K F	32,753	—	—	—	2	—	—	—	—	1	—	—	4	—	18	5	1	—	11	74	15	—	1	7
K F	37,250	—	—	—	—	1	3	—	—	—	—	—	—	5	—	24	—	—	—	26	42	3	—	—	13	

KADRO VI
CADRE

Nüfusun mahali tevellüt itibarile inkısamı
Répartition de la population d'après les pays de naissance
VİLAYET : YOZGAT (Mabat - Suite)

KAZALAR Cazas	Cinsiyet Sexes	Türkiye	Efganistan	Mısır	Irak	İran	Suriye	Sair Afrika Asya memleketleri	Almanya	Arnavutluk	İngiltere	Avusturya	Belçika	Bulgaristan	Fransa	Yunanistan	Macaristan	İtalya	Lehistan	Romanya	Rusya	Sırbistan	Sair avrupa memleketleri	Amerika	Meçhul
		Turquie	Afghanistan	Egypte	Irak	Perse	Syrie	Autres pays d'Afrique et d'Asie	Allemagne	Albanie	Angleterre	Autriche	Belgique	Bulgarie	France	Grèce	Hongrie	Italie	Pologne	Roumanie	Russie	Serbie	Autres pays d'Europe	Amerique	Inconnu
Akdagmadeni	E	17,615	—	—	—	1	—	—	3	—	1	1	—	—	—	3	1	—	2	1	140	133	—	2	2
	H	19,057	—	—	—	—	—	—	—	—	—	—	—	—	—	13	—	—	—	1	231	211	—	—	6
Boğazhyan	K	26,574	—	—	—	—	—	12	—	—	—	—	—	57	—	46	—	—	—	—	123	22	—	—	5
	F	30,133	—	—	—	—	—	1	—	—	—	—	—	44	—	42	—	—	—	—	125	10	—	—	2
Sorgun	E	20,266	—	—	—	—	—	—	—	—	—	—	—	—	—	2	—	—	—	1	116	51	—	—	3
	H	23,423	—	—	—	—	—	—	—	—	—	—	—	—	—	1	—	—	—	1	105	47	—	—	1
YEKÛN Total	K	97,208	—	—	—	1	2	12	3	—	1	2	—	61	—	69	6	1	2	13	453	221	—	3	17
	F	110,463	—	—	—	1	3	1	—	—	—	—	—	49	—	80	—	—	—	28	504	271	—	—	22
Umumî yekûn Total général		207,671	—	—	—	2	5	13	3	—	1	2	—	110	—	149	6	1	2	41	957	492	—	3	39

VİLAYET : ÇANKIRI

Çankırı	E	33,997	—	—	—	2	1	—	—	—	—	—	—	12	—	1	4	2	—	1	5	2	7	—	2
	H	39,576	—	—	—	—	—	—	—	—	—	—	—	4	—	3	—	—	—	—	2	6	1	—	—
Çerkeş	K	21,528	—	—	—	—	—	—	—	—	—	—	—	—	—	—	—	—	—	—	—	—	—	—	1
	F	27,499	—	—	—	—	—	—	—	—	—	—	—	—	—	—	—	—	—	—	1	—	—	—	—
İlgaz	E	15,041	—	—	—	—	—	—	—	—	—	—	—	—	—	—	—	—	—	—	—	—	—	—	—
	H	19,520	—	—	—	—	—	—	—	—	—	—	—	1	—	—	—	—	—	—	—	—	—	—	—
YEKÛN Total	K	70,566	—	—	—	2	1	—	—	—	—	—	—	12	—	1	4	2	—	1	5	2	7	—	3
	F	86,595	—	—	—	—	—	—	—	—	—	—	—	5	—	3	—	—	—	—	3	6	1	—	—
Umumî yekûn Total général		157,161	—	—	—	2	1	—	—	—	—	—	—	17	—	4	4	2	—	1	8	8	8	—	3

Nüfusun mahallî tevellüt itibarile inkisami

Répartition de la population d'après les pays de naissance

VILAYET : ÇORUM

KADRO VI
CADRE

KAZALAR Cazas	Cins- yet	Türki- ye	Efga- nis- tan	Mi- sır	Irak	İran	Su- riye	Sair Afrika ve Asya mem- leket- leri	Al- ma- nya	Ar- na- vut- luk	in- gil- tere	A- vus- tur- ya	Bel- çika	Bul- ga- ris- tan	Fran- sa	Yu- na- nis- tan	Ma- ca- ris- tan	İtal- ya	Le- his- tan	Ro- man- ya	Rus- ya	Sır- bis- tan	Sair avrupa mem- leket- leri	A- me- ri- ka	Meç- hul	
																										1922
Çorum	Şehir Ville	E	9,677	—	—	—	1	—	1	—	—	—	—	4	1	2	3	—	—	2	17	8	—	—	2	
		K	9,945	—	—	—	—	—	—	1	—	—	—	—	—	—	—	—	—	—	—	—	—	—	—	
	Köyler Villages	E	19,282	1	—	6	—	—	—	—	—	—	—	—	—	—	—	—	—	—	1	139	—	—	—	5
		K	21,614	—	—	—	2	—	—	—	—	—	—	—	—	—	—	—	—	—	—	1	154	—	—	—
Yekân Total	E	28,959	1	—	6	—	1	—	1	—	—	—	—	4	1	2	3	—	—	3	156	8	—	—	7	
	K	31,559	—	—	—	2	—	—	1	—	—	—	—	—	—	—	—	—	—	—	1	154	—	—	—	
Hüseynabat	Şehir Ville	E	12,429	—	—	—	5	—	—	—	—	—	—	2	—	—	—	—	—	—	3	127	1	—	—	
		K	14,252	—	—	—	—	—	—	—	—	—	—	—	1	—	1	—	—	—	1	104	—	—	—	
İskilip	Şehir Ville	E	4,724	—	—	—	—	—	—	—	—	—	3	—	1	—	—	1	—	—	—	13	—	—	1	
		K	5,556	—	—	—	—	—	—	—	—	—	—	—	—	—	—	—	—	—	—	1	—	—	3	
	Köyler Villages	E	20,207	—	—	—	—	—	—	—	—	—	—	—	—	—	—	—	—	—	—	7	—	—	—	
		K	23,221	—	—	—	1	—	—	—	—	—	—	—	1	—	—	—	—	—	—	—	15	—	—	8
Yekân Total	E	24,931	—	—	—	—	—	—	—	—	—	—	3	—	1	—	—	1	—	—	—	20	—	—	1	
	K	28,777	—	—	—	1	—	—	—	—	—	—	—	—	1	—	—	—	—	—	—	16	—	—	11	
Mecidözü	Şehir Ville	E	16,883	—	—	—	1	—	—	—	—	—	—	—	—	—	—	—	—	—	—	62	12	—	—	10
		K	19,635	—	—	—	3	—	—	—	—	—	—	—	9	—	5	—	—	—	—	69	2	—	—	
Osmancık	Şehir Ville	E	13,478	—	—	—	—	—	—	—	—	—	—	—	—	—	—	—	—	—	—	1	—	—	—	
		K	15,719	—	—	—	—	—	—	—	—	—	—	—	1	—	—	—	—	—	—	—	—	—	—	
Sungurlu	Şehir Ville	E	18,802	—	—	—	2	—	—	—	—	—	—	—	9	—	1	—	—	—	—	4	92	67	—	1
		K	21,279	—	—	—	1	—	—	—	—	—	—	—	5	—	1	—	—	—	—	3	70	141	—	

KADRO VI
CADRE

Nüfusun mahali tevellüt itibarile inkısamı
Répartition de la population d'après les pays de naissance
VİLÂYET : ÇORUM (Mabat - Suite)

KAZALAR Cazas	Clas- yet Sexes	Türki-ye	Ei- gan- nis- tan	Mi- sır	İrak	İran	Su- riye	Sair Afrika Asya mem- leket- leri	Al- ma- nya	Ar- na- vut- luk	İn- gil- tere	A- vus- tur- ya	Bel- çika	Bul- gar- ris- tan	Fran- sa	Yu- na- nis- tan	Ma- ca- ris- tan	İtal- ya	Le- his- tan	Ro- man- ya	Rus- ya	Sir- bis- tan	Sair avrupa mem- leket- leri	A- me- rika	Me- sul
		Tur- quie	Af- gha- nis- tan	E- gyp- te	İraki	Per- se	Sy- rie	Autres pays d'Afrique et d'Asie	Al- le- ma- gne	Al- ba- nie	An- gle- terre	Au- tri- che	Bel- gi- que	Bul- garie	Fran- ce	Grè- ce	Hon- grie	İtalie	Pol- ogne	Rou- manie	Rus- sie	Ser- bie	Autres pays d'Eu- rope	A- mé- ri- que	In- con- nu
YEKÛN Total	E H K F	115,482	1	—	6	8	1	—	1	—	—	3	—	16	1	3	4	—	—	10	458	88	—	—	19
	K F	131,221	—	—	—	7	—	—	1	—	—	—	—	17	—	7	—	—	—	5	413	143	—	—	11
Umumî yekûn Total général		246,703	1	—	6	15	1	—	2	—	—	3	—	33	1	10	4	—	—	15	871	231	—	—	30

VİLÂYET : AMASYA

Amasya	Şehir Ville	E H K F	6,840	—	—	—	5	—	2	—	—	—	—	20	2	15	6	1	4	1	104	4	2	—	—	
		K F	5,653	—	—	—	—	—	—	—	—	—	—	—	1	—	17	—	—	—	—	128	19	—	—	—
	Köyler Villages	E H K F	23,322	—	—	—	11	—	—	—	1	—	1	—	1	—	63	—	—	—	1	145	27	—	1	7
		K F	23,886	—	—	—	—	—	—	—	—	—	—	—	—	—	64	—	—	—	—	104	9	—	—	12
Yekûn Total	E H K F	30,162	—	—	—	16	—	2	—	1	—	1	—	21	2	78	6	1	4	2	249	31	2	1	7	
	K F	29,539	—	—	—	—	—	—	—	—	—	—	—	1	—	81	—	—	—	—	232	28	—	—	12	
Gümüşhacıköy	E H K F	11,717	—	—	—	—	—	—	—	—	—	—	—	—	—	11	—	—	—	—	57	23	—	—	—	
	K F	14,412	—	—	—	—	—	—	—	—	—	—	—	—	—	6	—	—	—	—	36	1	—	—	1	
Mer- zifon	Şehir Ville	E H K F	5,392	—	—	—	7	—	—	—	4	—	—	3	—	21	—	2	—	18	36	15	—	—	2	
		K F	5,508	—	—	—	2	—	—	—	—	—	—	4	—	184	—	—	—	42	54	14	—	—	26	
	Köyler Villages	E H K F	7,829	—	—	—	—	—	—	—	—	—	—	—	3	—	2	—	2	—	7	82	21	—	1	1
		K F	8,730	—	—	—	—	—	—	—	—	2	—	—	—	—	2	1	—	2	—	93	17	—	—	12
Yekûn Total	E H K F	13,221	—	—	—	7	—	—	—	4	—	—	—	6	—	23	—	4	—	25	118	36	—	1	3	
	K F	14,238	—	—	—	2	—	—	—	—	2	—	—	4	—	186	1	—	2	42	147	31	—	—	38	

Nüfusun mahallî tevellüt itibarile inkısamı
Répartition de la population d'après les pays de naissance
VİLÂYET **AMASYA** (Mabat - Suite)

KADRO VI
CADRE

KAZALAR Cazas	Clas- yet Sexes	Türki-ye	Ef- ga- nis- tan	Mi- sir	Irak	Iran	Su- riye	Sair Afrika Asya mem- leket- leri	Al- ma- nya	Ar- na- vut- luk	In- gil- tere	A- vus- tur- ya	Bel- çika	Bul- gar- tan	Fran- sa	Yu- na- nis- tan	Ma- ca- ris- tan	Ital- ya	Le- his- tan	Rom- man- ya	Rus- ya	Sır- bis- tan	Sair avrupa mem- leket- leri	A- me- rika	Meç- hul	
		Tur- quie	Af- gha- nis- tan	E- gyp- te	Irak	Per- se	Sy- rie	Autres pays d'Afrique et d'Asie	Al- le- ma- gne	Al- ba- nie	An- gle- terre	Au- tri- che	Bel- gi- que	Bul- garie	Fran- ce	Grè- ce	Hon- grie	Italie	Pol- ogne	Rou- ma- nie	Rus- sie	Ser- bie	Autres pays d'Eu- rope	A- mé- ri- que	In- con- nu	
YEKÜN Total	E	55,100	—	—	—	23	—	2	—	5	—	1	—	27	2	112	6	5	4	27	424	90	2	2	10	
	H K F	58,189	—	—	—	2	—	—	—	—	2	—	—	5	—	273	1	—	2	42	415	60	—	—	51	
Umumi yekün Total général		113,289	—	—	—	25	—	2	—	5	2	1	—	32	2	385	7	5	6	69	839	150	2	2	61	
VİLÂYET: TOKAT																										
Tokat	Şehir Ville	E	11,820	—	—	—	—	—	1	16	—	—	—	7	—	13	—	—	—	1	161	68	—	—	10	
		H K F	10,078	—	—	—	1	—	1	—	—	—	1	—	7	—	11	1	—	—	—	133	58	—	1	1
	Köyler Villages	E	25,746	—	—	—	6	—	1	1	—	—	2	—	46	—	54	6	3	—	—	217	83	—	—	56
		H K F	28,988	—	—	—	2	—	—	—	—	—	—	—	8	—	3	—	—	—	—	157	33	—	—	7
	Yekün Total	E	37,566	—	—	—	6	—	1	2	16	—	2	—	53	—	67	6	3	—	1	378	151	—	—	66
		H K F	39,066	—	—	—	3	—	1	—	—	—	1	—	15	—	14	1	—	—	—	290	91	—	1	8
Artkova	E	10,168	—	—	—	—	—	—	2	—	—	—	—	—	1	—	—	—	—	—	105	52	—	—	25	
	H K F	11,300	—	—	—	—	—	2	—	—	—	—	—	—	—	—	—	—	—	—	230	36	—	—	5	
Erbea	E	24,266	—	—	—	4	—	—	—	—	—	—	—	4	1	394	—	—	—	—	117	34	—	—	6	
	H K F	28,215	—	—	—	—	—	—	—	—	—	—	—	3	—	379	—	—	—	—	185	164	—	—	18	
Niksar	E	13,188	—	—	—	7	—	—	—	—	—	—	—	4	—	49	—	—	—	—	144	138	—	—	4	
	H K F	14,573	—	—	—	5	—	—	2	—	—	—	—	1	—	41	—	—	—	—	152	262	—	—	6	
Reşadiye	E	12,525	—	—	—	—	—	—	—	—	—	—	—	1	—	—	1	—	—	—	32	—	—	—	2	
	H K F	14,900	—	—	—	—	—	—	—	—	—	—	—	—	—	—	—	—	—	—	22	—	—	—	1	

KADRO VI
CADRE

Nüfusun mahall tevellüt itibarile inkısamı
Répartition de la population d'après les pays de naissance

VİLÂYET : TOKAT (Mabat - Suite)

KAZALAR Cazas	Cinsiyet Sexes	Türkiye	Efganistan	Mısır	İrak	İran	Suriye	Sair Afrika Asya memleketleri	Almanya	Arnavutluk	İngiltere	Austurya	Belçika	Bulgaristan	Fransa	Yunanistan	Macaristan	İtalya	Lehistan	Romanya	Rusya	Sırbistan	Sair Avrupa memleketleri	Amerika	Me...	
		Turquie	Afganistan	Egypte	Irak	Persie	Syrie	Autres pays d'Afrique et d'Asie	Allemagne	Albanie	Angleterre	Autriche	Belgique	Bulgarie	France	Grèce	Hongrie	Italie	Pologne	Roumanie	Russie	Serbie	Autres pays d'Europe	Amerique	Inconnu	
Zile	Şehir Ville	E H K F	7,171	—	—	7	—	—	—	—	—	1	1	8	4	1	2	5	—	—	95	25	—	—	—	
		K F	7,934	—	—	5	—	—	—	—	—	—	6	8	4	2	—	1	—	—	—	64	20	—	—	—
	Köyler Villages	E H K F	17,263	—	—	—	—	—	—	—	—	—	—	—	—	—	—	—	—	—	—	236	3	—	—	—
		K F	20,336	—	—	—	—	—	—	—	—	—	—	—	1	—	—	—	—	—	—	10	248	—	—	—
Yekûn Total	E H K F	24,434	—	—	7	—	—	—	—	—	1	1	8	4	1	2	5	—	—	—	331	28	—	—	—	
	K F	28,270	—	—	5	—	—	—	—	—	—	6	9	4	2	—	1	—	—	10	312	29	—	—	6	
YEKÛN Total	E H K F	122,147	—	—	24	—	1	4	16	—	3	1	70	6	511	9	8	—	1	1,107	403	—	—	—	105	
	K F	136,324	—	—	13	—	3	2	—	—	1	6	28	4	436	1	1	—	10	1,191	582	—	—	1	44	
Umumî yekûn Total général		258,471	—	—	37	—	4	6	16	—	4	7	98	10	947	10	9	—	11	2,298	985	—	—	1	149	

VİLÂYET : KAYSERİ

Kayseri	Şehir Ville	E H K F	19,380	—	1	—	2	2	2	56	—	—	7	4	17	8	4	5	9	—	1	14	3	—	—	2
		K F	19,561	—	—	—	5	—	14	—	—	4	1	8	3	3	6	—	—	—	1	11	—	—	—	—
	Köyler Villages	E H K F	28,017	—	—	—	—	1	—	3	—	—	—	3	1	5	1	—	—	—	—	1	2	—	3	—
		K F	32,531	—	—	—	—	1	1	2	—	—	—	—	—	—	1	2	—	—	—	—	1	—	3	—
Yekûn Total	E H K F	47,397	—	1	—	2	2	3	56	3	—	7	4	20	9	9	6	9	—	1	15	5	—	3	2	
	K F	52,092	—	—	—	5	1	15	2	—	4	1	8	3	3	7	2	—	—	1	11	1	—	3	—	
Bünyan	E H K F	17,485	—	—	—	—	—	—	—	—	—	—	—	—	—	1	—	—	—	—	5	1	—	—	—	
	K F	19,982	—	—	—	—	—	—	3	—	2	—	—	—	—	3	—	—	—	—	3	3	—	—	—	

KADRO VI
CADRE

Nüfusun mahallî tevellüt itibarile inkişâmı
Répartition de la population d'après les pays de naissance
VİLÂYET : **KAYSERİ** (Mabat - Suite)

KAZALAR Cazas	Cins- yet Sexes	Türki-ye	Ef- gan- tan	Mi- sır	Irak	İran	Su- riye	Sair Afrika Asya mem- leket- leri	Al- ma- nya	Ar- na- vut- luk	İn- gİL- tere	A- vus- tur- ya	Bel- çika	Bul- gar- istan	Frans- ız	Yu- na- nis- tan	Ma- ca- ris- tan	İtal- ya	Le- his- tan	Ro- man- ya	Rus- ya	Sır- bis- tan	Sair avrupa mem- leket- leri	A- me- ri- ka	Mec- hul	
		Tur- quie	Af- gha- nis- tan	E- gyp- te	Irak	Per- se	Sy- rie	Autres pays d'Afrique et d'Asie	Al- le- ma- gne	Al- ba- nie	An- gle- terre	Au- tri- che	Bel- gi- que	Bul- garie	France	Grè- ce	Hon- grie	Ita- lie	Pol- ogne	Rou- manie	Rus- sie	Ser- bie	Autres pays d'Eu- rope	A- mè- ri- que	In- con- nu	
Develi	E H K F	23,443	—	—	—	—	—	—	—	—	—	—	—	—	—	51	—	—	—	—	34	—	—	—	—	—
	K F	27,223	—	—	—	—	—	—	—	—	—	—	—	2	—	83	—	—	—	—	13	—	—	—	—	4
İncesu	E H K F	8,273	—	—	—	—	—	—	—	—	—	—	—	—	—	1	—	—	—	—	—	—	—	—	—	1
	K F	9,419	—	—	—	—	—	—	—	—	—	—	—	—	—	—	—	—	—	—	—	16	—	—	—	1
Pınarbaşı (Aziziye)	E H K F	21,258	—	—	—	—	—	—	—	—	—	1	—	—	—	—	—	—	—	—	376	—	—	—	—	4
	K F	23 686	—	—	—	—	—	—	—	—	—	—	—	—	—	—	—	—	—	—	280	—	—	—	—	—
YEKÜN Total	E H K F	117,856	—	1	—	2	2	3	56	3	—	8	4	20	9	62	6	9	—	1	430	6	—	3	7	
	K F	132,402	—	—	—	—	5	1	15	5	—	6	1	10	3	89	7	2	—	1	307	20	—	3	5	
Umumi yekün Total général		250,258	—	1	—	2	7	4	71	8	—	14	5	30	12	151	13	11	—	2	737	26	—	6	12	

VİLÂYET : **SIVAS**

Sivas	Sehir Ville	E H K F	14,445	—	—	—	2	—	—	—	—	—	2	3	7	16	—	2	—	1	23	2	—	—	—	
		K F	13,912	—	—	—	—	—	—	—	—	—	—	—	—	—	8	—	—	—	—	64	2	—	—	8
	Köyler Villages	E H K F	13,094	—	—	—	—	—	—	—	—	—	—	—	—	—	—	—	—	—	—	16	3	—	—	13
		K F	14,864	—	—	—	—	—	—	—	—	—	—	—	—	—	—	—	—	—	—	3	31	—	—	—
	Yekün Total	E H K F	27,539	—	—	—	2	—	—	1	—	—	—	2	3	7	16	—	2	—	1	39	5	—	—	13
K F		23,776	—	—	—	—	—	—	—	—	—	—	—	—	—	8	—	—	—	3	95	2	—	—	8	
Darende	E H K F	10,234	—	—	—	—	—	—	—	—	—	—	—	—	—	—	—	—	—	—	—	—	—	—	—	2
	K F	12,765	—	—	—	—	—	—	—	—	—	—	—	—	—	—	—	—	—	—	—	—	—	—	—	2

KADRO VI
CADRE

Nüfusun mahallî tevellüt itibarile inkişası
Répartition de la population d'après les pays de naissance
VİLAYET : SİVAS (Mabat - Suite)

KAZALAR Cazas	Cins- yet Sexes	Türki- ye	Ef- ga- nis- tan	Mı- sır	Irak	İran	Su- riye	Sair Afrika Asya mem- leket- leri	Al- ma- nya	Ar- na- vut- luk	İn- gıl- tere	A- vus- tur- ya	Bel- çika	Bul- gar- istan	Fran- sa	Yu- na- nis- tan	Ma- ca- ris- tan	İtal- ya	Le- his- tan	Ro- man- ya	Rus- ya	Sır- bis- tan	Sair avrupa mem- leket- leri	A- me- rika	Meç- hul	
		Tur- quie	Af- gha- nis- tan	E- gyp- te	Irak	Per- se	Sy- rie	Autres pays d'Afrique et d'Asie	Al- le- ma- gne	Al- ba- nie	An- gle- terre	Au- tri- che	Bel- gi- que	Bul- garie	Fran- ce	Grè- ce	Hon- grie	İtal- lie	Pol- ogne	Rou- ma- nie	Rus- sie	Ser- bie	Autres pays d'Eu- rope	A- mé- ri- que	In- con- nu	
Divriki	E	10,977	—	—	1	—	—	—	—	—	—	—	—	—	—	18	—	—	—	—	40	—	1	—	1	
	K	14,241	—	—	—	—	—	—	—	—	—	—	—	—	—	2	—	—	—	—	4	—	—	—	—	
Gürün	E	8,681	—	—	—	—	—	—	—	—	—	—	—	—	—	23	—	—	—	—	4	4	—	—	—	
	K	9,927	—	—	—	—	—	—	—	—	—	—	—	—	—	15	—	—	—	—	61	4	—	—	9	
Hafik	E	17,396	—	—	—	—	2	—	—	—	—	—	—	—	—	4	—	—	—	—	38	10	—	—	38	
	K	20,305	—	—	—	—	—	—	—	—	—	—	—	4	—	—	—	—	—	—	22	6	—	—	123	
Kangal	E	15,858	—	—	—	1	—	—	—	—	—	—	—	—	—	—	—	—	—	—	36	—	—	—	—	
	K	17,342	—	—	—	1	—	—	—	—	—	—	—	—	—	—	—	—	—	—	17	—	—	—	—	
Şarkışla (Tenos)	E	22,604	—	—	—	—	—	—	—	—	—	—	—	—	—	47	—	—	2	—	40	239	—	—	5	
	K	26,955	—	—	—	—	—	—	—	—	—	—	—	—	—	41	—	—	—	—	69	74	—	—	5	
Yıldızeli	E	17,007	—	—	—	—	—	—	—	—	—	—	1	2	—	—	—	—	—	1	53	—	—	—	18	
	K	19,482	—	—	—	1	—	—	—	—	—	—	—	—	—	—	—	—	—	—	92	—	—	—	9	
Zara	E	22,674	—	—	—	—	—	—	—	—	—	—	—	—	—	22	—	—	—	—	58	65	—	—	4	
	K	25,088	—	—	—	—	—	—	—	—	—	—	—	—	—	13	—	—	—	—	74	51	11	—	3	
YEKÜN Total	E	152,970	—	—	1	3	2	—	1	—	—	—	3	5	7	130	—	—	2	2	2	308	323	1	—	81
	K	174,881	—	—	—	2	—	—	—	—	—	—	—	4	—	79	—	—	—	—	3	434	137	11	—	159
Umumî yekün Total général		327,851	—	—	1	5	2	—	1	—	—	—	3	9	7	209	—	—	2	2	5	742	460	12	—	249

Kadro I

CADRE

NÜFUSUN HALİMEDENİ, YAŞ GRUPLARI VE TAHSİL İTİBARİLE İNKISAMI

RÉPARTITION DE LA POPULATION D'APRÈS L'ÉTAT CIVIL
LES GROUPES D'AGES ET L'INSTRUCTION

B. — İSTANBUL VE TÜRKİYE AVRUPASI VİLÂYETLERİ [*]

VILAYETS DE STAMBOUL ET DE LA TURQUIE D'EUROPE [*]

İstanbul (**)	Stamboul (**)	Edirne	Andrinople
İstanbul } Şehremaneti }	La Préfecture } de Stamboul }	Kırklareli	Kırklareli
		Tekirdag	Tekirdag

[*] Çanakkale vilâyetine merbut olan Eceabat ve Gelibolu kazaları dahil degildirler.

Non compris les cazas de Edjeabat et Galipoli faisant partie du Vilayet de Tchankkale, situé en Asie.

[**] Anadolu tarafında bulunan Üsküdar ve Şile kazaları dahildirler.

Y compris les cazas de Skutari et Chilé, situés sur la côte d'Asie.

KAZALAR Cazas	Cinsiyet Sexes	Nüfusu mevcudunda Population présente	HALİMEDENİ Etat civil					YAŞ GRUPLARI — Groupes d'âges											Okumak bilen ve bilmeyen Sachant lire	
			Bekâr Célibataires	Evli Mariés	Dul Veufs	Boş Divorcés	Meçhul Inconnus	1 Yaşından küçük Moins de 1 an	1 ^{ve} 2 ^{et}	3-6	7-12	13-19	20-45	46-60	61-70	71 ^{ve} et +	Yaş meçhul Age inconnu	Bilen Oui	Bilmeyen Non	
İstanbul	E	125,579	67,903	53,936	2,745	956	39	3,086	5,467	8,685	10,213	20,714	50,915	18,333	6,184	1,941	41	57,242	68,3	
	K	120,403	48,423	46,664	22,901	2,317	98	2,810	5,125	8,688	9,444	17,311	49,976	17,788	6,184	3,009	68	34,087	86,3	
Adalar	E	5,594	3,051	2,302	184	44	13	63	175	380	523	911	1,946	1,026	420	146	4	3,254	2,3	
	K	6,716	3,215	2,196	1,220	79	6	60	176	353	536	1,008	2,738	1,152	485	205	3	3,078	3,6	
Bakırköy	E	7,412	3,713	3,309	301	40	49	102	180	364	425	978	3,983	933	347	94	6	4,051	3,3	
	K	6,007	2,707	2,047	1,177	67	9	94	196	342	462	825	2,560	988	344	192	4	2,562	3,4	
	E	5,382	2,926	2,229	161	53	13	147	302	425	428	798	2,156	753	290	81	2	1,839	3,5	
	K	4,931	2,153	1,954	761	50	13	146	281	440	456	675	1,907	648	242	132	4	1,172	3,7	
	E	12,794	6,639	5,538	462	93	62	249	482	789	853	1,776	6,139	1,686	637	175	8	5,890	6,9	
	K	10,938	4,860	4,001	1,938	117	22	240	477	782	918	1,500	4,467	1,636	586	324	8	3,734	7,2	
Beyoğlu	E	151,540	81,577	64,956	3,895	1,075	37	2,673	4,958	9,465	11,705	23,764	66,364	22,729	7,464	2,350	68	76,710	74,8	
	K	143,250	63,792	51,417	26,145	1,871	25	2,376	4,862	9,187	10,691	19,198	62,472	22,620	8,137	3,639	68	53,788	89,46	
	E	4,709	2,696	1,890	87	36	—	144	226	374	402	904	1,877	477	197	108	—	1,292	3,41	
	K	3,388	1,350	1,504	499	35	—	99	201	312	304	461	1,362	410	144	93	2	335	3,05	
Çatalca	E	156,249	84,273	66,846	3,982	1,111	37	2,817	5,184	9,839	12,107	24,668	68,241	23,206	7,661	2,458	68	78,002	78,24	
	K	146,638	65,142	52,921	26,644	1,906	25	2,475	5,063	9,499	10,995	19,659	63,834	23,030	8,281	3,732	70	54,123	92,51	
Şile	E	26,719	14,888	11,113	574	65	79	1,162	1,643	2,748	2,851	4,061	9,953	2,631	1,219	431	20	5,567	21,15	
	K	23,866	10,203	10,322	3,161	122	58	1,048	1,553	2,450	2,244	3,365	8,968	2,665	1,075	486	12	2,193	21,67	
Şile	E	6,349	3,571	2,613	137	18	10	302	516	793	571	1,141	1,918	660	323	124	1	1,185	5,164	
	K	7,176	2,927	3,049	1,145	49	6	295	518	659	550	1,014	2,700	891	377	168	4	315	6,86	

Nüfusun halimedeni, yaş grupları ve tahsil itibarı ile inkişafı
Répartition de la population d'après l'état civil, groupes d'âges et l'instruction.

KADRO I
CADRE

VİLAYET : İSTANBUL (Mabat - Suite)

KAZALAR Cazas	Cinsiyet Sexes	Nüfusu mevcudede Population présente	HALİMEDENİ Etat civil					YAŞ GRUPLARI — Groupes d'âges										Okumak bilen ve bilmeyen Sachant lire		
			Bekâr Célibataires	Evli Mariés	Dul Veufs	Boş Divorcés	Mec-hul Inconnu	1 Ya-sından küçük Moins de 1 an	1 ^{ve} 2	3-6	7-12	13-19	20-45	46-60	61-70	71 ^{ve} et +	Yaş-ın-cel Age inconnu	Bilen Oui	Bilmeyen Non	
Üskü-dar	E H K F	60,300	32,343	25,940	1,447	550	20	1,260	2,387	4,177	5,129	9,243	24,395	9,310	3,297	1,045	57	34,303	25,997	
	Şehir Ville	E H K F	64,056	26,420	23,775	12,406	1,412	43	1,246	2,300	4,156	5,127	8,962	26,273	10,374	3,774	1,807	37	26,251	37,805
	Köyler Villages	E H K F	10,974	5,938	4,706	255	58	17	367	600	971	975	1,619	4,374	1,284	533	241	10	2,735	8,239
		E H K F	10,095	4,269	4,030	1,661	124	9	335	569	917	924	1,463	3,861	1,247	512	255	10	1,241	8,852
	Yekûn Total	E H K F	71,274	38,281	30,646	1,702	608	37	1,627	2,987	5,148	6,104	10,862	28,769	10,594	3,850	1,286	67	37,038	34,236
	E H K F	74,149	30,689	27,805	14,067	1,536	52	1,581	2,869	5,073	6,051	10,425	30,134	11,621	4,286	2,062	47	27,492	46,657	
YEKÛN Total	E H K F	404,558	218,606	172,994	9,786	3,895	277	9,306	16,454	28,382	33,222	64,133	167,881	58,136	20,274	6,561	209	188,178	216,380	
	E H K F	389,886	165,459	146,958	71,076	6,126	267	8,509	15,781	27,504	30,738	54,282	162,817	58,783	21,274	9,986	212	125,022	264,864	
Umumî yekûn Total général		794,444	384,065	319,952	80,862	9,021	544	17,815	32,235	55,886	63,960	118,415	330,693	116,919	41,548	16,547	421	313,200	431,244	

VİLAYET : İSTANBUL Şehremaneti — La préfecture de Stamboul

İstanbul	E H K F	125,579	67,903	53,936	2,745	956	39	3,066	5,467	8,685	10,213	20,714	50,915	18,333	6,184	1,941	41	57,242	68,337
	E H K F	120,403	48,423	46,664	22,901	2,317	98	2,810	5,125	8,688	9,444	17,311	49,976	17,788	6,184	3,009	68	34,087	86,316
Adalar	E H K F	5,594	3,051	2,302	184	44	13	63	175	380	523	911	1,946	1,026	420	146	4	3,254	2,340
	E H K F	6,716	3,215	2,196	1,220	79	6	60	176	353	536	1,008	2,738	1,152	485	205	3	3,078	3,638
Bakırköy	E H K F	7,412	3,713	3,309	301	40	49	102	180	364	425	978	3,983	933	347	94	6	4,051	3,361
	E H K F	6,007	2,707	2,047	1,177	67	9	94	196	342	462	825	2,560	988	344	192	4	2,562	3,445
Beyoğlu	E H K F	151,540	81,577	64,956	3,895	1,075	37	2,673	4,958	9,465	11,705	23,764	66,364	22,729	7,464	2,350	68	76,710	74,830
	E H K F	143,250	63,792	51,417	26,145	1,871	25	2,376	4,862	9,187	10,691	19,198	62,472	22,620	8,137	3,639	68	53,788	89,462

Nüfusun halimedeni, yaş grupları ve tahsil itibarile inkısamı

Répartition de la population d'après l'état civil, groupes d'âges et l'instruction.

KADRO I
CADRE

VİLİYET : İSTANBUL Şehremaneti — La préfecture de Stamboul (Mabat - Suite)

KAZALAR Cazas	Cinsiyet Sexes	Nüfus mevcudatı Population présente	HALİMEDENİ Etat civil					YAŞ GRUPLARI — Groupes d'âges										Okumak bil ve bilmeye sachant lire	
			Bekâr Célibataires	Evli Mariés	Dul Veufs	Boş Divorcés	Mecburi Inconnus	1 Yaşından küçük Moins de 1 an	1 ^{ve} 2 ^{et}	3-6	7-12	13-19	20-45	46-60	61-70	17 ^{ve} +	yaşı mecburi Age inconnu	Bilen Oui	Bilmeyen Non
Üsküdar	E	60,300	32,343	25,940	1,447	550	20	1,260	2,387	4,177	5,129	9,243	24,395	9,310	3,297	1,045	57	34,303	25,940
	H	64,056	26,420	23,775	12,406	1,412	43	1,246	2,300	4,156	5,127	8,962	26,273	10,374	3,774	1,807	37	26,251	37,860
YEKÜN Total	E	350,425	183,587	150,443	8,572	2,665	158	7,184	13,167	23,071	27,995	55,610	147,603	52,331	17,712	5,576	176	175,560	174,860
	H	340,432	144,557	126,099	63,849	5,746	181	6,586	12,659	22,726	26,260	47,304	144,019	52,922	18,924	8,852	180	119,766	220,660
Umumî yekün Total général		690,857	333,144	276,542	72,421	8,411	339	13,770	25,826	45,797	54,255	102,914	291,622	105,253	36,636	14,428	356	295,326	395,530

VİLİYET : EDİRNE

Edirne	Şehir Ville	E	16,863	9,000	7,508	285	68	2	555	1,021	1,470	1,565	2,675	6,242	2,140	933	258	4	5,298	11,565
		H	17,665	7,070	7,272	3,100	216	7	484	891	1,412	1,424	2,614	6,887	2,469	1,013	466	5	2,725	14,940
Edirne	Köyler Villages	E	16,626	8,970	7,366	250	38	2	1,111	1,221	1,754	1,584	2,985	5,438	1,530	725	274	4	96	15,530
		H	17,125	7,064	7,590	2,336	132	3	1,007	1,208	1,594	1,532	2,406	6,615	1,713	693	353	4	254	16,871
Edirne	Yekün Total	E	33,489	17,970	14,874	535	106	4	1,666	2,242	3,224	3,149	5,660	11,680	3,670	1,658	532	8	6,394	27,095
		H	34,790	14,134	14,862	5,436	348	10	1,491	2,099	3,006	2,956	5,020	13,502	4,182	1,706	819	9	2,979	31,811
Kavaklı		E	5,972	3,413	2,417	123	14	5	382	418	721	665	1,142	1,856	471	234	82	1	459	5,513
		H	6,423	2,771	2,582	1,029	41	—	390	363	632	595	989	2,475	615	245	110	9	55	6,368
Keşan		E	17,535	9,912	7,237	339	42	5	1,047	1,132	1,894	2,056	3,160	5,772	1,434	719	313	8	1,490	16,045
		H	18,566	7,869	7,704	2,787	201	5	981	1,089	1,716	1,815	2,664	7,211	1,863	810	411	6	312	18,254
Uzunköprü		E	16,512	9,191	7,014	264	41	2	851	1,173	1,887	1,682	2,966	5,578	1,439	663	264	9	2,296	14,216
		H	17,553	7,488	7,348	2,538	171	8	718	1,136	1,813	1,599	2,562	6,750	1,842	738	388	7	544	17,009

Nfusun halimedeni, yaş grupları ve tahsil itibarı ile inkişımı
Répartition de la population d'après l'état civil, les groupes d'âges et l'instruction
VİLİYET : EDİRNE (Mabat - Suite)

KADRO I
CADRE

KAZALAR Cazas	Cinsi- yet Sexes	Nüfusu mevcu- de Population présente	HALİMEDENİ Etat civil					YAŞ GRUPLARI — Groupes d'âges										Okumak bilen ve bilmeyen Sachant lire	
			Bekâr Céli- ba- tuire	Evli Ma- riés	Dul Veufs	Boş Di- vor- cés	Meç- hul Incon- nu	1 Ya- şından küçük Moins de 1 an	1 ve et 2	3-6	7-12	13-19	20-45	46-60	61-70	71 ve et +	Yaşı meç- hul Age incon- nu	Bilen Oui	Bilme- yen Non
YEKÜN Total	E	73,508	40,486	31,542	1,261	203	16	3,946	4,965	7,726	7,552	12,928	24,886	7,014	3,274	1,191	26	10,639	62,869
	H K F	77,332	32,262	32,496	11,790	761	23	3,580	4,687	7,167	6,965	11,235	29,938	8,502	3,499	1,728	31	3,890	73,442
Umumî yekün Total général		150,840	72,748	64,038	13,051	964	39	7,526	9,652	14,893	14,517	24,163	54,824	15,516	6,773	2,919	57	14,529	136,311

VİLİYET : KIRKLARELİ

Kirk- lareli	Şehir Ville	E	6,842	3,452	3,213	144	28	5	275	275	507	634	845	3,203	799	284	81	9	2,027	4,815
		H	6,002	2,542	2,495	920	44	1	254	295	476	599	880	2,337	748	263	144	5	972	5,030
		K F	17,174	9,325	7,461	344	38	6	1,159	1,204	1,695	1,911	2,814	5,590	1,683	794	318	6	1,588	15,586
Kirk- lareli	Köyler Villages	E	17,384	7,216	7,505	2,514	141	8	1,029	1,119	1,497	4,564	2,299	6,720	1,941	791	411	13	476	16,908
		H K F	24,016	12,777	10,674	488	66	11	1,434	1,479	2,202	2,545	3,659	8,793	2,412	1,078	399	15	3,615	20,401
Kirk- lareli	Yekün Total	E	23,386	9,758	10,000	3,434	185	9	1,283	1,415	1,973	2,163	3,179	9,057	2,689	1,054	555	18	1,448	21,938
		H K F	10,409	5,664	4,551	139	52	3	623	768	994	987	1,746	3,722	891	482	182	14	1,412	8,997
Babaeski	Şehir Ville	E	10,376	4,361	4,472	1,382	157	4	627	735	939	976	1,480	3,934	1,004	422	248	11	363	10,013
		H K F	1,867	875	944	39	9	—	74	126	179	185	260	740	193	69	40	1	117	1,750
Babaeski	Köyler Villages	E	1,532	643	671	211	7	—	73	117	154	146	172	607	174	61	28	—	2	1,530
		H K F	10,832	5,927	4,709	153	28	15	611	743	1,087	1,136	1,815	3,674	1,083	496	178	9	1,474	9,358
Babaeski	Yekün Total	E	10,941	4,633	4,728	1,492	85	3	671	682	994	997	1,574	4,128	1,161	472	243	19	384	10,557
		H K F	7,736	4,302	3,198	199	35	2	500	543	783	930	1,303	2,474	688	374	133	8	895	6,841
Vize	Şehir Ville	E	7,894	3,398	3,321	1,109	64	2	432	487	747	800	1,104	2,951	857	364	143	9	274	7,620
		H K F																		

KADRO I
CADRE


Nüfusun halimedeni, yaş grupları ve tahsil itibarı ile inkısamı
Répartition de la population d'après l'état civil, groupes d'âges et l'instruction.
VİLİYET : KIRKLARELİ (Mabat - Suite)

KAZALAR Cazas	Clas- yet Sexes	Nüfusu mevcu- de Population présent	HALİMEDENİ Etat civil					YAŞ GRUPLARI — Groupes d'âges										Okumak bilen ve bilmeyen Sachant lire		
			Bekâr Céli- ba- taires	Evli Ma- riés	Dü- Veufs	Boş Di- vor- cés	Meç- hui Incon- nu	1 Ya- şın- dan küçük Mots de 1 an	1 ^{ve} et 2	3-6	7-12	13-19	20-45	46-60	61-70	71 ^{ve} et +	yaşı meç- hui Age incon- nu	Bilen Oui	Bilm ye No	
YEKÜN Total	E H K F	54,860	29,545	24,076	1,018	190	31	3,242	3,659	5,245	5,783	8,783	19,403	5,267	2,499	932	47	7,513	47,34	
	K F	54,129	22,793	23,192	7,628	498	18	3,086	3,436	4,807	5,082	7,509	20,677	5,885	2,373	1,217	57	2,471	51,65	
Umumi Yekün Total général		108,989	52,338	47,268	8,646	688	49	6,328	7,095	10,052	10,865	16,292	40,080	11,152	4,872	2,149	104	9,984	99,00	
VİLİYET : TEKİRDAĞ																				
Tekir- dağ	Şehir Ville	E H K F	7,703	3,704	3,956	107	25	1	212	335	592	635	986	3,799	816	319	97	2	2,412	5,38
	Köyler Villages	E H K F	6,776	2,776	2,742	1,166	92	—	247	382	556	610	937	2,611	873	344	213	3	1,033	5,743
	Yekün Total	E H K F	9,385	5,511	3,698	157	16	3	506	696	1,009	1,039	1,953	2,819	788	374	194	7	1,001	8,384
Çorlu	E H K F	9,793	4,220	4,027	1,487	54	5	437	666	917	835	1,489	3,704	1,038	456	240	11	146	9,647	
	E H K F	17,178	9,215	7,654	264	41	4	718	1,031	1,601	1,674	2,939	6,618	1,604	693	291	9	3,413	13,765	
Hayrebolu	E H K F	16,569	6,996	6,769	2,653	146	5	684	1,048	1,473	1,445	2,426	6,315	1,911	800	453	14	1,179	15,390	
	E H K F	10,435	5,506	4,680	209	38	2	513	669	940	934	1,558	4,300	871	471	174	5	1,535	8,900	
Malkara	E H K F	9,031	3,999	3,719	1,225	88	—	496	634	800	895	1,166	3,457	1,000	378	198	7	422	8,609	
	E H K F	10,207	5,699	4,342	128	36	2	487	821	1,241	1,073	1,878	3,232	876	450	149	—	1,032	9,175	
Saray	E H K F	11,127	4,895	4,539	1,497	193	3	467	785	1,157	948	1,633	4,316	1,126	466	228	1	177	10,950	
	E H K F	12,551	7,022	5,333	167	27	2	729	956	1,428	1,528	2,350	3,734	1,060	524	227	15	1,639	10,912	
Saray	E H K F	13,544	5,906	5,765	1,774	97	2	747	860	1,347	1,281	2,102	4,943	1,380	586	281	17	497	13,047	
	E H K F	9,139	5,020	3,983	115	19	2	536	773	1,187	968	1,359	2,957	720	455	178	6	1,398	7,741	
	E H K F	9,651	4,099	4,159	1,330	60	3	490	751	1,093	874	1,163	3,726	926	389	234	5	428	9,223	

Nüfusun halimedeni, yaş grupları ve tahsil itibarı ile inkişarı
Répartition de la population d'après l'état civil, groupes d'âges et l'instruction
VİLAYET : **TEKİRDAĞ** (Mabat - Suite)

KADRO
CADRE **I**

KAZALAR Cazas	Cinsiyet Sexes	Nüfusa mevcu- de Population présente	HALİMEDENİ Etat civil					YAŞ GRUPLARI — Groupes d'âges										Okumak bilen ve bilmeyen Sachant lire	
			Bekâr Céli- ba- taires	Evli Ma- riés	Dul Veufs	Boş Di- vor- cés	Mec- hul Incon- nu	1 Ya- şından küçük Koms de 1 ađ	1 ^{ve} 2 ^{ve}	3-6	7-12	13-19	20-45	46-60	61-70	71 ^{ve} et +	yaşı meç- hul Age incon- nu	Bilen Oui	Bilme- yen Non
Şarköy	E	6,055	3,258	2,601	172	24	—	314	349	646	595	1,064	2,135	619	243	87	3	791	5,264
	K F	5,959	2,369	2,643	905	40	2	325	298	583	524	838	2,290	732	252	116	1	199	5,760
YEKÜN Total	E	65,565	35,720	28,593	1,055	185	12	3,297	4,599	7,043	6,772	11,148	22,976	5,750	2,836	1,106	38	9,808	55,757
	K F	65,881	28,264	27,594	9,384	624	15	3,209	4,376	6,453	5,967	9,328	25,047	7,075	2,871	1,510	45	2,902	62,979
Umumî yekün Total général		131,446	63,984	56,187	10,439	809	27	6,506	8,975	13,496	12,739	20,476	48,023	12,825	5,707	2,616	83	12,710	118,736



Kadro II CADRE

NÜFUSUN MESLEKLER İTİBARİLE İNKISAMI

RÉPARTITION DE LA POPULATION
D'APRÈS LES PROFESSIONS.

B. — İSTANBUL VE TÜRKİYE AVRUPASI VİLÂYETLERİ [*]

VILAYETS DE STAMBOUL ET DE LA TURQUIE D'EUROPE [*]

İstanbul (**)	Stamboul (**)	Edirne	Andrinople
İstanbul } Şehremaneti }	La Préfecture } de Stamboul }	Kırklareli	Kırklareli
		Tekirdag	Tekirdag

[*] Çanakkale vilâyetine merbut olan Eceabat ve Gelibolu kazaları dahil değildirler

Non compris les cazas de Edjeabat et Galipoli faisant partie du Vilayet de Tchakanaklé, situé en Asie.

[**] Anadolu tarafında bulunan Üsküdar ve Şile kazaları dahildirler.

Y compris les cazas de Skutari et Chilé, situés sur la côte d'Asie.

KAZALAR Cazas	Clas- yet Sexes	MESLEKLER — Professions										Meslekli veya mesle meçhul Sans profess ou professi inconnue
		Zirai agri- coles	Sinai indus- triel- les.	Ticari com- merci- ales	Ser- best libé- rales	Memur Fonc- tion- naires	Hakimler Magis- trature	Ordu Armée	P.T.T P.T.T	Muh- telif diver- ses	Meslekler Yekünü Total des professions	
İstanbul	E	15,966	20,279	23,552	2,689	5,058	1,339	2,197	1,304	10,534	82,918	42,66
	H	3,743	1,067	621	1,024	141	12	—	26	1,395	8,029	112,37
	F	629	565	1,119	171	215	63	74	19	702	3,557	2,03
Adalar	E	387	28	73	71	5	1	—	2	108	675	6,04
	H	1,111	550	1,067	218	328	47	1,231	40	385	4,977	2,43
	F	171	36	36	45	9	24	—	—	55	376	5,63
Bakır- köy	E	1,917	336	482	71	118	17	42	63	126	3,172	2,210
	H	432	13	15	14	7	—	—	3	17	501	4,430
	F	3,028	886	1,549	289	446	64	1,273	103	511	8,149	4,645
Yekün Total	E	603	49	51	59	16	24	—	3	72	8	10,061
	H	23,496	20,325	29,465	4,308	3,605	1,080	8,929	1,181	11,258	103,0	47,893
	F	6,835	1,671	1,810	1,546	143	11	—	88	2,629	14,733	128,517
Bey- oğlu	E	2,061	177	208	53	96	2	9	16	778	3,400	1,309
	H	184	22	12	3	1	—	—	—	3	225	3,163
	F	25,557	20,502	29,673	4,361	3,701	1,082	8,938	1,197	12,036	107,047	49,202
Yekün Total	E	7,019	1,693	1,822	1,549	144	11	—	88	2,632	14,958	131,680
	H	12,956	827	758	183	252	27	1,080	67	358	16,508	10,211
	F	2,065	48	10	34	3	—	—	1	3	2,164	21,702
Çatalca	E	2,182	248	590	104	85	8	72	4	361	3,654	2,695
	H	754	44	39	5	1	—	—	—	5	848	6,328
	F											
Şile	E											
	H											
	F											

KADRO II
CADRE

- Nüfusun meslekler itibarile inkisamı
Répartition de la population d'après les professions
VİLAYET : İSTANBUL (Mabat - Suite)

KAZALAR Cazas	Clas- yet SIZES	MESLEKLER — Professions										Mesleksiz veya mesleki meçhul Sans profession ou profession inconnue
		Zirai agri- coles	Sinai indus- triel- les	Ticari com- merci- ales	Ser- best libé- rales	Memur Fonc- tion- naires	Hakimler Magis- trature	Ordu Armée	P.T.T P.T.T	Muh- telif diver- ses	Meslekler yekünü Total des professions	
Üsküdar	E H K F	7,819	5,822	9,045	1,908	3,021	734	4,470	1,279	5,145	39,249	21,051
		2,604	363	427	776	88	9	—	48	1,090	5,405	58,651
	E H K F	3,508	419	730	144	230	22	813	82	785	6,734	4,240
		697	10	41	25	3	—	—	3	29	808	9,285
YEKÜN Total	E H K F	11,327	6,247	9,775	2,052	3,251	756	5,283	1,361	5,931	45,983	25,291
		3,301	373	468	801	91	9	—	51	1,119	6,213	67,936
Umumî yekün Total général	E H K F	71,645	49,554	67,016	9,849	13,008	3,339	18,917	4,055	30,433	267,816	136,742
		17,872	3,302	3,084	3,543	401	57	—	171	5,334	33,764	356,122

VİLAYET İSTANBUL Şehremaneti — La préfecture de Stamboul

İstanbul	E H K F	15,966	20,279	23,552	2,689	5,058	1,339	2,197	1,304	10,534	82,918	42,661
		3,743	1,067	621	1,024	141	12	—	26	1,395	8,029	112,374
Adalar	E H K F	629	565	1,119	171	215	63	74	19	702	3,557	2,037
		387	28	73	71	5	1	—	2	108	675	6,041
Bakırköy	E H K F	1,111	550	1,067	218	328	47	1,231	40	385	4,977	2,435
		171	36	36	45	9	24	—	—	55	376	5,631
Beyoğlu	E H K F	23,496	20,325	29,465	4,308	3,605	1,080	8,929	1,181	11,258	103,647	47,893
		6,835	1,671	1,810	1,546	143	11	—	88	2,629	14,733	128,517

Nüfusun meslekler itibarıyla incisi

Répartition de la population d'après les professions

KADRO II
CADRE

VİLAYET : İSTANBUL Şehremaneti — La préfecture de Stamboul (Mabat - Suite)

KAZALAR Cazas	Cinsiyet Sexes	MESLEKLER — Professions										Mesleksiz veya meslek meçhul Sans profession ou profession inconnue
		Zirai Agri- coles	Sınai indus- trielles	Ticari com- merci- ales	Ser- best libe- rales	Memur Fon- tion- naires	Hakimler Magis- trature	Ordu Armée	P.T.T P.T.T	Muh- telif diver- ses	Meslekler yekünü Total des professions	
Üsküdar	E	7,819	5,828	9,045	1,908	3,021	734	4,470	1,279	5,145	39,249	21,051
	K	2,604	363	427	776	88	9	—	48	1,090	5,405	58,651
YEKÜN Total	E	49,021	47,547	64,248	9,294	12,227	3,263	16,901	3,823	28,024	234,348	116,077
	K	13,740	3,165	2,967	3,462	386	57	—	164	5,277	29,218	311,214
Umumî yekün Total général		62,761	50,712	67,215	12,756	12,613	3,320	16,901	3,987	33,301	263,566	427,291
VİLAYET : EDİRNE												
Edirne	E	4,113	1,832	1,983	208	615	39	797	70	442	10,099	6,764
	K	504	43	49	63	24	—	—	—	63	746	16,919
Kavaklı	E	9,147	269	117	70	83	1	2	2	17	9,708	6,918
	K	1,883	33	—	5	4	—	—	—	—	1,925	15,200
Keşan	E	13,260	2,101	2,100	278	698	40	799	72	459	19,807	13,682
	K	2,387	76	49	68	28	—	—	—	63	2,671	32,119
Uzunköprü	E	3,314	104	39	22	37	—	28	—	6	3,550	2,422
	K	643	9	—	—	1	—	—	—	—	653	5,770
Şehir Villia	E	7,714	581	413	109	157	5	73	4	110	9,146	8,389
	K	2,155	39	2	7	7	—	—	—	5	2,215	16,351
Köyler Villages	E	8,088	693	584	84	157	6	69	23	67	9,771	6,741
	K	1,929	56	6	7	5	1	—	—	12	2,016	15,537
Yekün Total	E	13,260	2,101	2,100	278	698	40	799	72	459	19,807	13,682
	K	2,387	76	49	68	28	—	—	—	63	2,671	32,119

KADRO
CADRE II

Nüfusun meslekler itibarile inkişanı
Répartition de la population d'après les professions
VİLÄYET : EDİRNE (Mabat - Suite)

KAZALAR Cazas	Cinsiyet Sexes	MESLEKLER — Professions										Mesleksiz veya mesleki meçhal Sans profession ou profession inconnue
		Zirai agri- coles	Sinai indus- triels- les	Ticari com- merci- ales	Ser- best libé- rales	Memur Fonc- tion- naires	Hakimler Magis- trature	Ordu Armée	P.T.T P.T.T	Muhtelif diğer- ses	Meslekler yekünü Total des professions	
YEKÜN Total	E	32,376	3,459	3,136	493	1,049	51	969	99	642	42,274	31,234
	H K F	7,114	180	57	82	41	1	—	—	80	7,555	69,777
Umumi yekün Total général		39,490	3,639	3,193	575	1,090	52	969	99	722	49,829	101,011

VİLÄYET : KIRKLARELİ

Şehir Ville	E	1,688	625	648	91	196	34	886	15	112	4,295	2,547
	H K F	106	19	3	17	2	1	—	—	5	153	5,849
Kırklareli Köyler Villages	E	9,683	203	167	79	70	6	51	13	12	10,284	6,890
	H K F	4,781	28	3	5	—	—	—	1	1	4,819	12,565
Yekün Total	E	11,371	828	815	170	266	40	937	28	124	14,579	9,437
	H K F	4,887	47	6	22	2	1	—	1	6	4,972	18,414
Babaeski	E	4,881	282	201	63	64	7	208	54	24	5,784	4,625
	H K F	1,706	7	8	5	—	—	—	—	—	1,726	8,650
Demirköy	E	1,039	35	116	10	56	—	26	3	3	1,288	579
	H K F	842	2	—	—	—	—	—	—	—	844	688
Lüleburgaz	E	1,706	351	275	37	45	6	51	43	31	2,545	8,287
	H K F	282	1	1	8	—	—	—	—	—	292	10,649
Vize	E	3,919	203	222	37	71	—	30	10	40	4,532	3,204
	H K F	1,867	40	1	4	1	1	—	—	3	1,917	5,977

KADRO
CADRE II


Nüfusun meslekler itibarile inkisami
Répartition de la population d'après les professions
VİLÂYET : KIRKLARELİ (Mabat - Suite)

KAZALAR Çazas	Clas- yet SIZES	MESLEKLER — Professions										Mesleksiz veya meslek meğbul Sans professio ou profession inconnue
		Zirai agri- coles	Sinai indus- triel- tes	Ticari com- merci- ales	Ser- best libé- rales	Memur Fonc- tion- naires	Hakimler Magis- trature	Ordu Armée	P.T.T P.T.T	Muh- telif diver- ses	Meslekler yekünü Total des professions	
YEKÜN Total	E	22,916	1,699	1,629	317	502	53	1,252	138	222	28,728	26,132
	H	9,584	97	16	39	3	2	—	1	9	9,751	44,378
	K F	32,500	1,796	1,645	356	505	55	1,252	139	231	38,479	70,510
VİLÂYET : TEKİRDAĞ												
Tekirdağ	E	1,414	729	787	105	191	36	1,555	20	441	5,258	2,535
	H	180	16	7	24	—	1	—	—	17	245	6,531
	K F	5,073	169	77	65	19	—	6	1	26	5,436	3,949
Çorlu	E	1,793	45	5	4	—	—	—	—	4	1,851	7,942
	H	6,487	898	844	170	210	36	1,561	21	467	10,694	6,484
	K F	1,973	61	12	28	—	1	—	—	21	2,096	14,473
Hayrebolu	E	4,389	405	381	67	104	5	1,260	30	70	6,711	3,724
	H	1,289	12	4	9	3	1	—	—	6	1,324	7,707
	K F	4,991	262	150	48	98	1	10	—	35	5,595	4,612
Malkara	E	1,200	9	1	3	2	—	—	—	4	1,219	9,908
	H	7,275	351	133	75	60	3	34	3	22	7,956	4,595
	K F	4,215	30	1	7	2	—	—	—	2	4,257	9,287
Saray	E	4,538	225	176	65	50	4	14	81	18	5,171	3,968
	H	1,735	12	2	9	1	—	—	—	1	1,760	7,891
	K F											

KADRO II
CADRE

Nüfusun meslekler itibarile inkisami
Répartition de la population d'après les professions
VİLAYET : **TEKİRDAĞ** (Mabat - Suite)

KAZALAR Cazas	Clas- yet sexes	MESLEKLER — Professions										Mesleksiz veya mesleki meçhul Sans profession ou profession inconnue
		Zirai agri- coles	Sınai indus- triél- les	Ticari com- merci- ales	Ser- best libé- rales	Memur Fonc- tion- naires	Hakimler Magis- trature	Ordu Armée	P.T.T P.T.T	Muh- telif diver- ses	Meslekler yekûnu Total des professions	
Şarköy	E	2,901	166	181	36	101	3	24	5	62	3,479	2,576
	H K F	65	4	—	4	1	—	—	—	—	74	5,885
YEKÛN Total	E	30,581	2,307	1,865	461	623	52	2,903	140	674	39,606	25,959
	H K F	10,477	128	20	60	9	2	—	—	34	10,730	55,151
Umumî yekûn Total général		41,058	2,435	1,885	521	632	54	2,903	140	708	50,336	81,110



Kadro III CADRE

NÜFUSUN DİNLER VE MALULİYETLER İTİBARİLE İNKISAMI

RÉPARTITION DE LA POPULATION D'APRÈS
LES RELIGIONS — RELEVÉS DES INFIRMITÉS

B. — İSTANBUL VE TÜRKİYE AVRUPASI VİLÂYETLERİ [*]

VILAYETS DE STAMBOUL ET DE LA TURQUIE D'EUROPE [*]

İstanbul (**)	Stamboul (**)	Edirne	Andrinople
İstanbul	La Préfecture	Kırklareli	Kirklareli
Şehremaneti	de Stamboul	Tekirdağ	Tekirdağ

[*] Çanakkale vilâyetine merbut olan Eceabat ve Gelibolu kazaları dahil degildirler.

Non compris les cazas de Eceabat et Galipoli faisant partie du Vilayet de Thonakkalé, situés en Asie.

[**] Anadolu tarafında bulunan Üsküdar ve Şile kazaları dahilidirler.

Y compris les cazas de Skutari et Chilé, situés sur la côte d'Asie.

KADRO III
CADRE

Nüfusun dinler ve maluliyetler itibarile inkısamı
Répartition de la population d'après les religions — Relevé des infirmités

VİLAYET: İSTANBUL

KAZALAR Çazas	Cinsiyet Sexes	DİNLER — Religions									MALULİYETLER — Infirmités						
		İslam Mu- sul- mans	Kato- lik Catho- liques	Protis- tan Protes- tants	Orto- doks Ortho- doxes	Erme- ni Armé- niens	Hris- tiyan Chré- tiens	Muse- vi Israé- lites	Sair dinler Autres religions	Dinsiz veya dini meçhul Religion inco- gnue ou sans	Malu- liyet- siz Sans infirmité	Kör Aveu- gles	Sagır dilsiz Sourd- muets	Topal Estro- pés des jambes	Çolak Man- chots	Kan- bur Bos- sus	Sai malu- yetli Autre infirmité
İstanbul	E	100,322	311	144	8,900	8,627	2,657	4,474	99	45	121,706	372	443	918	421	80	1,639
	H K F	90,717	412	240	10,237	9,918	3,639	5,126	70	44	118,738	231	292	385	87	40	630
Adalar	E	2,000	173	18	2,648	435	184	127	7	2	5,435	4	19	35	16	2	85
	H K F	2,052	237	23	3,391	579	280	147	1	6	6,618	7	20	25	—	3	43
Bakır- köy	E	5,385	59	4	869	540	433	110	8	4	7,335	6	17	22	8	3	21
	H K F	3,441	87	32	1,056	577	678	129	1	6	5,965	4	12	11	2	1	12
	E	4,421	178	29	388	113	218	21	9	5	5,171	8	11	29	11	2	150
	H K F	3,693	237	24	497	157	285	23	14	1	4,893	8	9	5	—	—	16
	E	9,806	237	33	1,257	653	651	131	17	9	12,506	14	28	51	19	5	171
	H K F	7,134	324	56	1,553	734	963	159	15	7	10,858	12	21	16	2	1	28
Bey- oğlu	E	85,256	8,833	2,086	27,170	9,906	2,605	14,871	529	284	148,256	256	481	892	360	75	1,220
	H K F	59,884	10,960	1,298	36,114	13,611	3,454	17,406	337	186	141,439	255	363	454	69	56	614
	E	4,653	4	—	46	3	1	2	—	—	4,606	5	11	21	21	—	45
	H K F	3,384	1	1	—	2	—	—	—	—	3,377	—	1	6	1	—	3
	E	89,909	8,837	2,086	27,216	9,909	2,606	14,873	529	284	152,862	261	492	913	381	75	1,265
	H K F	63,268	10,961	1,299	36,114	13,613	3,454	17,406	337	186	144,816	255	364	460	70	56	617
Çatalca	E	26,396	4	1	64	16	79	159	—	—	26,233	31	34	106	52	6	257
	H K F	23,521	24	1	22	83	97	95	2	21	23,746	9	14	38	8	2	49
Şile	E	6,344	1	—	4	—	—	—	—	—	6,221	6	11	39	14	—	58
	H K F	6,329	754	44	39	5	—	—	—	5	7,126	2	6	25	2	2	13

KADRO III
CADRE

Nüfusun dinler ve maluliyetler itibarıyla inkişafı
Répartition de la population d'après les religions — Relevé des infirmités
VİLİYET : İSTANBUL (Mabat - Suite)

KAZALAR Cazas	Clasi- yet Sexes	DİNLER — Religions									MALULİYETLER — Infirmités							
		İslam Mü- sul- mans	Kato- lik Catho- liques	Protis- tan Protes- tants	Orto- coks Ortho- doxes	Erme- ni Armé- niens	Hris- tiyan Chrê- tiens	Muse- vi Israê- lites	Sair dinler Autres religions	Dinsiz veya dini meçhul Religion incon- nue ou sans	Malu- liyet- siz Sans infirmité	Kör Aveu- gles	Sagır dilsiz Sourd- muets	Topal Estro- pés des jambes	Çolak Man- chots	Kan- bur Bos- sus	Sair maluli- yetler Autres infirmités	
		E H K F	E H K F	E H K F	E H K F	E H K F	E H K F	E H K F	E H K F	E H K F	E H K F	E H K F	E H K F	E H K F	E H K F	E H K F	E H K F	
Üskü- dar	Şehir Ville	E H K F	48,690	596	196	3,898	3,706	962	2,139	103	10	58,822	281	224	435	176	37	325
	Köyler Villages	E H K F	50,104	901	248	4,799	4,680	1,065	2,169	49	41	63,309	138	174	193	33	36	173
		E H K F	10,746	90	15	33	64	20	6	—	—	10,741	15	14	72	24	5	103
	Yekün Total	E H K F	9,788	68	17	39	107	39	31	—	4	10,034	5	8	19	2	2	23
YEKÜN Total	E H K F	59,436	686	211	3,931	3,770	982	2,145	103	10	69,563	296	238	507	200	42	428	
	E H K F	59,892	969	265	4,838	4,787	1,104	2,200	49	45	73,343	143	182	212	35	38	196	
Ümumi yekün Total général	E H K F	294,213	10,249	2,493	44,020	23,410	7,159	21,909	755	350	394,526	984	1,265	2,569	1,103	210	3,901	
	E H K F	252,913	13,681	1,928	56,194	29,719	9,537	25,126	474	314	385,245	659	899	1,161	204	142	1,576	

VİLİYET : İSTANBUL Şehremaneti — La préfecture de Stamboul

İstanbul	E H K F	100,322	311	144	8,900	8,627	2,657	4,474	99	45	121,706	372	443	918	421	80	1,639
	E H K F	90,717	412	240	10,237	9,918	3,639	5,126	70	44	118,738	231	292	385	87	40	630
Adalar	E H K F	2,000	173	18	2,648	435	184	127	7	2	5,435	4	19	35	16	2	83
	E H K F	2,052	237	23	3,391	579	280	147	1	6	6,618	7	20	25	—	3	43
Bakırköy	E H K F	5,385	59	4	869	540	433	110	8	4	7,335	6	17	22	8	3	21
	E H K F	3,441	87	32	1,056	577	678	129	1	6	5,965	4	12	11	2	1	12
Beyoğlu	E H K F	85,256	8,833	2,086	27,170	9,906	2,605	14,871	529	284	148,256	256	481	892	360	75	1,220
	E H K F	59,884	10,960	1,298	36,114	13,611	3,454	17,406	337	186	141,439	255	363	454	69	56	614

KADRO
CADRE

III

VİLAYET : İSTANBUL Şehremaneti — La préfecture de Stamboul (Mabat - Suite)

Nüfusun dinler ve maluliyetler itibarıyla tahsiri

Répartition de la population d'après les religions — Relevé des infirmités

KAZALAR Cazas	Clas- yet Seres	DİNLER — Religions									MALULİYETLER — Infirmités							
		İslam Mu- sul- mans	Kato- lik Catho- liques	Protis- tan Protes- tants	Orto- doks Ortho- doxes	Erme- ni Arme- niens	Hris- tiyan Chrê- tiens	Muse- vi Israê- lites	Sair dinler Autres religions	Dinsiz veya dini meçhul Religion incon- nue ou sans	Malu- liyet- siz Senz infirmité	Kör Aveu- gles	Sağır dilsiz Sourd- muets	Topal Estro- piés des jampe	Çolak Man- chots	Kan- bur Bos- sus	Sa- mal- yet Autr. infirmités	
Üsküdar	E	48,690	596	196	3,898	3,706	962	2,139	103	10	58,822	281	224	435	176	37	33	
	H K F	50,104	901	248	4,799	4,680	1,065	2,169	49	41	63,309	138	174	193	33	36	17	
YEKÛN Total	E	241,653	9,972	2,448	43,485	23,214	6,841	21,721	746	345	341,554	919	1,184	2,302	981	197	3,28	
	H K F	206,198	12,597	1,841	55,597	29,365	9,116	24,977	458	283	336,069	635	861	1,068	191	136	1,47	
Umumî yekûn Total général		447,851	22,569	4,289	99,082	52,579	15,957	46,698	1,204	628	677,623	1,554	2,045	3,370	1,172	333	4,76	
VİLAYET : EDİRNE																		
Edirne	Şehir Ville	E	13,958	85	8	142	16	53	2,593	6	2	16,462	127	28	66	21	1	158
		H K F	14,225	56	5	161	52	62	3,104	—	—	17,550	17	14	27	3	11	43
	Köyler Villages	E	16,616	—	1	—	—	1	8	—	—	16,383	14	24	64	21	3	117
		H K F	17,117	—	—	1	—	—	7	—	—	17,039	10	13	25	7	3	28
	Yekûn Total	E	30,574	85	9	142	16	54	2,601	6	2	32,845	141	52	130	42	4	275
		H K F	31,342	56	5	162	52	62	3,111	—	—	34,589	27	27	52	10	14	71
Kavaklı	E	5,972	—	—	—	—	—	—	—	—	5,856	9	6	28	17	2	54	
	H K F	6,423	—	—	—	—	—	—	—	—	6,391	7	5	11	1	1	7	
Keşan	E	17,509	2	—	6	—	—	15	3	—	17,265	23	12	72	29	4	130	
	H K F	18,547	5	—	—	3	—	11	—	—	18,502	11	6	15	3	1	28	
Uzunköprü	E	16,279	6	4	27	—	6	190	—	—	16,243	15	13	67	29	6	139	
	H K F	17,373	1	5	4	—	—	170	—	—	17,452	20	9	19	7	1	45	

KADRO III
CADRE

Nüfusun dinler ve maluliyetler itibarile inkısamı
Répartition de la population d'après les religions — Relevé des infirmités
VİLAYET: EDİRNE (Mabat-Suite)

KAZALAR Cazas	Cinsiyet Sexes	DİNLER — Religions									MALULİYETLER — Infirmités						
		İslam Mu- sul- mans	Kato- lik Catho- liques	Protis- tan Protes- tants	Orto- doks Oriho- doxes	Erme- ni Armé- niens	Hıris- tiyan Chrê- tiens	Muse- vi Israê- lites	Sair dinler Autres religions	Dinsiz veya dini meçhul Religion incon- nue ou sans	Malu- liyet- siz Sans infirmité	Kör Aveu- gles	Sagr- dilsiz Sourd- muets	Topal Estro- piés des jambes	Çolak Man- chots	Kan- bur Bos- sus	Sair maluli- yetler Autres infirmités
YEKÜN Total	E	70,334	93	13	175	16	60	2,806	9	2	72,209	188	83	297	117	16	598
	H K F	73,685	62	10	166	55	62	3,292	—	—	76,934	65	47	97	21	17	151
Umumî yekün Total général		144,019	155	23	341	71	122	6,098	9	2	139,143	253	130	394	138	33	749
VİLAYET: KIRKLARELİ																	
Şehir Ville	E	6,457	-1	—	56	—	52	271	4	1	6,782	4	5	14	—	1	36
	H K F	5,477	5	—	38	—	85	391	6	—	5,981	4	4	5	—	1	7
Kırk- lareli Köyler Villages	E	17,163	—	—	1	—	8	—	2	—	16,933	15	11	63	17	4	131
	H K F	17,384	—	—	—	—	—	—	—	—	17,326	9	6	12	1	2	28
Yekün Total	E	23,620	1	—	57	—	60	271	6	1	23,715	19	16	77	17	5	167
	H K F	22,861	5	—	38	—	85	391	6	—	23,307	13	10	17	1	3	35
Babaeski	E	10,326	29	2	11	—	6	31	4	—	10,229	6	10	45	19	3	97
	H K F	10,334	13	—	—	—	—	29	—	—	10,322	2	7	16	1	2	26
Demirköy	E	1,867	—	—	—	—	—	—	—	—	1,834	1	2	15	—	—	15
	H K F	1,532	—	—	—	—	—	—	—	—	1,527	1	1	1	—	—	2
Lüleburgaz	E	10,690	1	8	2	—	6	123	2	—	10,653	8	16	45	15	5	90
	H K F	10,798	2	4	1	—	—	133	3	—	10,904	3	5	9	4	—	16
Vize	E	7,736	—	—	—	—	—	—	—	—	7,580	11	13	40	21	3	68
	H K F	7,894	—	—	—	—	—	—	—	—	7,847	4	6	14	1	3	19

KADRO III
CADRE

Nüfusun dinler ve maluliyetler itibarile inkişası
Répartition de la population d'après les religions — Relevé des infirmités
VİLÂYET : KIRKLARELİ (Mabat Suite)

KAZALAR Cazas	Clas- yet Seres	DİNLER — Religions									MALULİYETLER — Infirmités						
		İslam Mu- sul- mans	Kato- lik Catho- liques	Protis- tan Protes- tants	Orto- doks Ortho- doxes	Erme- ni Armé- niens	Hris- tiyan Chré- tiens	Muse- vi Israé- lites	Sair dinler Autres religions	Dinsiz veya dini meçhul Religion incon- nue ou sans	Malu- liyet- siz Sans infirmité	Kör Aveu- gles	Sagir dilsiz Sourd- muets	Topal Estro- piés des jambes	Çolak Man- chots	Kan- bur Bos- sus	S ma ye A lini
YEKÜN Total	E H K F	54,239	31	10	70	—	72	425	12	1	54,011	45	57	222	72	16	4
		53,419	20	4	39	—	85	553	9	—	53,907	23	29	57	7	8	
Umumî yekün Total général		107,658	51	14	109	—	157	978	21	1	107,918	68	86	279	79	24	5
VİLÂYET : TEKİRDAĞ																	
Tekir- dağ	E H K F	7,296	11	1	37	11	17	418	1	1	7,678	6	2	32	11	5	5
		6,216	18	1	19	25	31	466	—	—	6,727	2	7	17	1	1	2
Köyler Villages	E H K F	9,385	—	—	—	—	—	—	—	—	9,275	11	8	37	8	2	4
		9,793	—	—	—	—	—	—	—	—	9,767	3	2	12	—	—	
Yekün Total	E H K F	16,681	11	1	37	11	17	418	1	1	16,953	17	10	69	19	7	103
		16,009	18	1	19	25	31	466	—	—	16,494	5	9	29	1	1	30
Çorlu	E H K F	10,110	10	2	15	3	—	288	7	—	10,223	16	17	54	15	—	110
		8,719	4	—	—	4	—	304	—	—	9,009	5	1	8	—	—	8
Hayrebolu	E H K F	10,202	1	—	4	—	—	—	—	—	10,000	14	19	56	11	1	106
		11,127	—	—	—	—	—	—	—	—	11,074	7	5	19	1	—	21
Malkara	E H K F	12,545	—	—	—	6	—	—	—	—	12,422	22	6	36	13	—	52
		13,520	—	—	—	24	—	—	—	—	13,515	8	1	5	1	2	12
Saray	E H K F	9,132	—	—	7	—	—	—	—	—	8,977	12	6	45	15	2	82
		9,651	—	—	—	—	—	—	—	—	9,615	3	4	14	2	1	12

KADRO III
CADRE

Nüfusun dinler ve maluliyetler itibarile inkişası
Répartition de la population d'après les religions — Relevé des infirmités
VİLİYET: TEKİRDAĞ (Mabat Suite)

KAZALAR Cazas	Cinsi- yet Sexes	DİNLER — Religions								MALULİYETLER — Infirmités							
		İslam Mu- sul- mans	Kato- lik Catho- liques	Protis- tan Protes- tants	Orto- doks Ortho- doxes	Erme- ni Armé- niens	Hris- tiyan Chrê- tiens	Muse- vi Israé- lites	Sair dinler Autres religions	Dinsiz veya dini meçhul Religion in- connue ou sans	Malu- liyet- siz Sans infirmité	Kör Aveu- gles	Sagır dilsiz Sourd- muets	Topal Estro- piés des jambes	Çolak Man- chots	Kan- bur Bos- sus	Sair maluli- yetler Autres infirmités
Şarköy	E	6,050	2	—	—	—	—	3	—	—	6,001	2	7	14	9	—	22
	H K F	5,956	1	—	—	—	—	2	—	—	5,947	1	1	2	—	1	7
YEKÜN Total	E	64,720	24	3	63	20	17	709	8	1	64,576	83	65	274	82	10	475
	H K F	64,982	23	1	19	53	31	772	—	—	65,654	29	21	77	5	5	90
Umumi yekün Total général		129,702	47	4	82	73	48	1,481	8	1	130,230	112	86	351	87	15	565

Kadro IV CADRE

NÜFUSUN ANA LİSANI İTİBARİLE İNKISAMI

RÉPARTITION DE LA POPULATION D'APRÈS
LES LANGUES MATERNELLES

B. — İSTANBUL VE TÜRKİYE AVRUPASI VİLÂYETLERİ [*]

VILAYETS DE STAMBOUL ET DE LA TURQUIE D'EUROPE [*]

İstanbul (**)	Stamboul (**)	Edirne	Andrinople
İstanbul } Şehremaneti }	La Préfecture } de Stamboul }	Kırklareli	Kırklareli
		Tekirdağ	Tekirdağ

[*] Çanakkale vilâyetine merbut olan Eceabat ve Gelibolu kazaları dahil değildir.
Non compris les cazas de Edeabat et Galipoll faisant partie du Vilayet de Tchankakale, situé en Asie.

[**] Anadolu tarafında bulunan Üsküdar ve Şile kazaları dahildirler.
Y compris les cazas de Skutari et Chilé, situés sur la côte d'Asie.

KADRO
CADRE IV

Nüfusun ana lisanı itibarile inkısamı
Répartition de la population d'après les langues maternelles
VİLİYET : İSTANBUL

KAZALAR Cazas	Cinsi- yet Sexes	LİSANLAR — Langues														
		Türk- çe	Rum- ca	Erme- nice	Fran- sızca	İtal- yanca	İngi- lizce	Arap- ça	Acem- ce	Yahu- dice	Çer- kesçe	Kürtçe	Tatar- ca	Arna- vutca	Bul- garca	Sair ve m hu lisan
		Tur- que	Grec- que	Armé- nienne	Fran- çaise	Itali- enne	Ang- laise	Arabe	Per- sane	Yud- disch	Circas- sienne	Kurde	Tar- tare	Alba- naise	Bul- gare	Autres d inconnu
İstanbul	E	104,385	6,681	5,969	39	42	16	944	310	4,029	7	713	107	1,091	692	55
	H K F	97,321	8,036	7,318	56	38	26	832	77	4,694	8	186	112	706	445	54
Adalar	E	2,181	2,641	470	35	32	7	18	2	93	1	14	1	20	22	5
	H K F	2,197	3,569	629	46	26	10	16	6	118	—	1	—	6	30	6
Bakırköy	E	5,640	731	659	11	12	4	31	1	51	1	31	3	103	51	8
	H K F	3,861	1,030	758	23	32	10	42	1	48	—	4	3	58	43	9
	E	4,446	425	181	107	51	8	2	1	17	—	2	—	76	20	4
	H K F	3,828	565	256	118	55	12	—	—	15	—	—	1	22	14	4
	E	10,086	1,156	840	118	63	12	33	2	68	1	33	3	179	71	129
	H K F	7,689	1,595	1,014	141	87	22	42	1	63	—	4	4	80	57	139
Beyoğlu	E	88,994	25,795	9,670	2,121	2,191	446	448	299	12,445	28	330	104	1,936	1,030	5,703
	H K F	68,504	34,463	12,463	2,921	2,090	547	445	265	14,146	14	192	90	1,213	790	5,107
	E	3,742	35	4	2	—	—	—	—	2	—	—	—	132	773	19
	H K F	2,698	—	1	1	—	—	—	—	—	—	—	—	54	633	1
	E	92,736	25,830	9,674	2,123	2,191	446	448	299	12,447	28	330	104	2,068	1,803	5,722
	H K F	71,202	34,463	12,464	2,922	2,090	547	445	265	14,146	14	192	90	1,267	1,423	5,108
Çatalca	E	26,238	116	13	—	—	—	84	—	150	3	16	6	82	5	6
	H K F	22,148	920	17	4	23	11	31	—	122	1	—	3	25	175	386
Şile	E	6,326	9	5	1	—	—	3	2	—	2	—	—	1	—	—
	H K F	7,156	1	2	—	—	—	—	—	—	17	—	—	—	—	—

KADRO
CADRE IV

Nüfusun ana lisanı itibarı ile inkişafı
Répartition de la population d'après les langues maternelles
VİLİYET : İSTANBUL (Mabat - Suite)

KAZALAR Casas	Clasi- yet Sizis	LİSANLAR — Langues															
		Türk- çe	Rum- ca	Erme- nice	Fran- sızca	Ital- yanca	İngi- lizce	Arap- ça	Acem- ce	Yahu- dice	Cer- kesçe	Kürtçe	Tatar- ca	Arna- vutca	Bul- garca	Sair ve meç- hui lisanlar [*]	
		Tur- que	Grec- que	Armé- nienne	Fran- çaise	Itali- enne	Ang- laise	Arabe	Per- sane	Yud- disch	Circas- sienne	Kurde	Tar- tare	Alba- naise	Bul- gare	Autres ou inconnues	
Üsküdar	Şehir Ville	E H K F	51,179	3,004	2,788	204	144	94	85	68	1,600	21	174	20	351	169	399
	Köyler Villages	E H K F	53,292	3,807	3,807	315	153	127	52	37	1,666	6	28	6	229	91	440
		E H K F	10,688	— 29	96	8	1	4	30	—	1	3	1	—	35	2	76
	Yekün Total	E H K F	9,768	45	149	9	—	5	29	—	2	—	—	—	8	—	78
		E H K F	61,867	3,033	2,884	212	145	98	115	68	1,601	24	175	20	386	171	475
YEKÜN Total	E H K F	63,060	3,852	3,956	324	153	132	81	37	1,668	6	28	6	237	91	518	
	E H K F	303,819	39,466	19,855	2,528	2,473	579	1,645	683	18,388	66	1,281	241	3,827	2,764	6,943	
Umumî yekün Total général	E H K F	270,773	52,436	25,400	3,493	2,417	748	1,447	386	20,811	46	411	215	2,321	2,221	6,761	
	E H K F	574,592	91,902	45,255	6,021	4,890	1,327	3,092	1,069	39,199	112	1,692	456	6,149	4,935	13,704	

VİLİYET : İSTANBUL Şehremaneti — La préfecture de Stamboul

İstanbul	E H K F	104,385	6,681	5,969	39	42	16	944	310	4,029	7	713	107	1,091	692	554
	E H K F	97,321	8,036	7,318	56	38	26	832	77	4,694	8	186	112	706	445	548
Adalar	E H K F	2,181	2,641	470	35	32	7	18	2	93	1	14	1	20	22	57
	E H K F	2,197	3,569	629	46	26	10	16	6	118	—	1	—	6	30	62
Bakırköy	E H K F	5,640	731	659	11	12	4	31	1	51	1	31	3	103	51	83
	E H K F	3,861	1,030	758	23	32	10	42	1	48	—	4	3	58	43	94

(*) "Sair lisanlar, sütununde memleketin heyeti umumiyesi itibarı ile bir ehemmiyet arz etmeyen lisanlar konulmuştur. Yalnız İstanbul vilayeti şehremaneti dahilinde bu sütuna dahil lisanlar yekünü bazı mühim grupları ihtiva etmektedir ki cedvelde görülen miktardan 4414 kişi almanca, 3861 kişi rusca, 1134 kişi ispanyolca, 707 kişi lehçe, 617 kişi boşnakca, 585 kişi sırpsca, 458 kişi gürcüce, 413 kişi macarca, 214 kişi de romencenin ana lisanları olduğunu beyan etmişlerdir. Mütebaki miktar da her birisinin yekünü yüz kişiye varmayan muhtelif 25 lisan dahildir.

(*) Sous cette rubrique "autres langues" ont été réunies sans spécification les données relatives aux groupes qui ne présentent pas un intérêt notable pour l'ensemble du pays. Dans la préfecture de Stamboul toutefois, figurent dans cette catégorie quelques groupes importants, dont voici les principaux. Ont déclaré comme langue maternelle: l'allemand: 4,414 personnes; le russe: 3,851; l'espagnol: 1,134; le polonais: 707; le bosniaque: 617; le serbe: 585; le géorgien: 458; le hongrois: 413; le roumain: 214. Il ya encore 25 autres langues maternelles dont aucune ne groupe 100 personnes.

KADRO
CADRE

IV

VİLAYET : İSTANBUL Şehremaneti — La préfecture de Stamboul (Mabat - Suite)

Nüfusun ana lisanı itibarile inkişamı

Répartition de la population d'après les langues maternelles

KAZALAR Cazas	Clas- yet Seras	LİSANLAR — Langues															
		Türk- çe	Rum- ca	Erme- nice	Fran- sızca	İtal- yanca	İngi- lizce	Arap- ça	Acem- ce	Yahu- dice	Çer- kesçe	Kürtçe	Tatar- ca	Arna- vutca	Bul- garca	Sair ve me- hul lisanlar	
		Tur- que	Grec- que	Armé- nienne	Fran- çaise	Itali- enne	An- glaise	Arabe	Per- sane	Yud- disch	Circas- sienne	Kurde	Tar- tare	Alba- naise	Bul- gare	Autres ou inconnues	
Beyoğlu	E	88,994	25,795	9,670	2,121	2,191	446	448	299	12,445	28	330	104	1,936	1,030	5,701	
	H	68,504	34,463	12,463	2,921	2,090	547	445	265	14,146	14	192	90	1,213	790	5,107	
Üsküdar	K	51,179	3,004	2,788	204	144	94	85	68	1,600	21	174	20	351	169	399	
	F	53,292	3,807	3,807	315	153	127	52	37	1,666	6	28	6	229	91	440	
YEKÜN Total	E	252,379	38,852	19,556	2,410	2,421	567	1,526	680	18,218	58	1,262	235	3,501	1,964	6,796	
	H	225,175	50,905	24,975	3,361	2,339	720	1,387	386	20,672	28	411	211	2,212	1,399	6,251	
Umumî yekün Total général	K	477,554	89,757	44,531	5,771	4,760	1,287	2,913	1,066	38,890	86	1,673	446	5,713	3,363	13,047	
VİLAYET : EDİRNE																	
Edirne	Şehir Ville	E	13,636	13	14	20	26	4	12	—	2,483	5	99	—	51	383	117
		H	14,093	5	36	18	23	—	—	—	2,979	—	—	—	18	370	123
	Köyler Villages	K	16,330	—	—	—	—	—	—	—	16	—	1	—	14	140	125
		F	16,799	—	—	—	—	—	—	—	7	—	—	—	5	174	140
Yekün Total	E	29,966	13	14	20	26	4	12	—	2,499	5	100	—	65	523	242	
	H	30,892	5	36	18	23	—	—	—	2,986	—	—	—	23	544	263	
Kavaklı	E	5,960	—	—	—	—	—	—	—	—	—	1	—	7	—	4	
	H	6,422	—	—	—	—	—	—	—	—	—	—	—	1	—	—	
Keşan	E	17,462	—	3	—	2	—	—	—	15	—	2	—	33	16	2	
	H	18,514	—	3	—	4	—	—	—	11	—	—	—	33	—	1	

KADRO
DADRE IV

Nüfusun ana lisanı itibarı ile inkişası
Répartition de la population d'après les langues maternelles
VİLÂYET : EDİRNE (Mabat - Suite)

KAZALAR Cazas	Clas- yet Sexes	LİSANLAR — Langues.														
		Türk- çe	Rum- ca	Erme- nice	Fran- sızca	İtal- yanca	İngi- lizce	Arap- ça	Acem- ce	Yahu- dice	Çer- kesçe	Kürtçe	Tatar- ca	Arna- vutca	Bul- garca	Sair ve meç- hul lisanlar
		Tur- que	Grec- que	Armé- nienne	Fran- çaise	Itali- enne	An- glaise	Arabe	Per- sane	Yud- disch	Circas- sienne	Kurde	Tar- tare	Alba- naise	Bul- gare	Autres ou inconnues
Uzunköprü	E H K F	15,525	—	—	—	—	2	1	—	195	—	8	3	37	730	11
	K F	15,859	1	4	1	—	2	3	—	170	—	—	2	40	1,463	8
YEKÛN Total	E H K F	68,913	13	17	20	28	6	13	—	2,709	5	111	3	142	1,269	259
	K F	71,687	6	43	19	27	2	3	—	3,167	—	—	2	97	2,007	272
Umumi yekûn Total général		140,600	19	60	39	55	8	16	—	5,876	5	111	5	239	3,276	531

VİLÂYET : KIRKLARELİ

Kırklareli	Şehir Vilâye	E H K F	6,282	1	—	—	—	—	3	—	200	14	37	2	32	134	137
		K F	5,389	—	—	—	—	—	—	—	—	383	—	—	—	25	145
Kırklareli	Köyler Villages	E H K F	16,760	—	—	—	—	—	—	—	—	2	45	—	130	98	139
		K F	17,156	—	—	—	—	—	—	—	—	—	—	—	69	63	96
Kırklareli	Yekûn Total	E H K F	23,042	1	—	—	—	—	3	—	200	16	82	2	162	232	276
		K F	22,545	—	—	—	—	—	—	—	—	—	—	—	94	208	156
Babaeski		E H K F	10,100	20	1	—	—	—	—	—	30	—	2	2	68	146	40
		K F	10,181	—	—	1	—	—	—	—	32	—	—	—	34	115	13
Demirköy		E H K F	1,466	2	—	—	—	—	—	—	—	—	—	81	—	318	
		K F	1,186	—	—	—	—	—	—	—	—	—	—	—	57	—	289
Lüleburgaz		E H K F	10,619	2	—	—	—	—	1	—	130	—	—	—	25	16	38
		K F	10,766	1	—	—	—	—	—	—	137	—	—	—	11	4	22

KADRO
CADRE **IV**

Nüfusun ana lisanı itibarı ile inkısamı
Répartition de la population d'après les langues maternelles.
VİLİYET : **KIRKLARELİ** (Mabat - Suite)

KAZALAR Cazas	Cinsi- yet sexes	LİSANLAR — Langues														
		Türk- çe	Rum- ca	Erme- nice	Fran- sızca	İtal- yanca	İngi- lizce	Arap- ça	Acem- ce	Yahu- dice	Çer- keşçe	Kürtçe	Tatar- ca	Arna- vutca	Bul- garca	Sair ve m hul lisanı
		Tur- que	Grec- que	Armé- nienne	Fran- çaise	Itali- enne	An- glaise	Arabe	Per- sane	Yud- disch	Circas- sienne	Kurde	Tar- tare	Alba- naise	Bul- gare	Autres ou inconnue
Vize	E H K F	7,292	—	—	—	—	—	—	—	—	2	—	81	66	295	
	E H K F	7,500	—	—	—	—	—	—	—	—	—	2	80	54	258	
YEKÜN Total	E H K F	52,519	25	2	—	—	—	4	—	360	18	84	4	417	460	967
	E H K F	52,178	1	—	1	—	—	—	—	552	—	2	—	276	381	738
Umumî yekün Total général		104,697	26	2	1	—	—	4	—	912	18	86	4	693	841	1,703

VİLİYET : **TEKİRDAĞ**

Tekirdağ	Şehir Ville	E H K F	7,223	—	66	6	5	—	32	—	351	—	50	1	7	15	37
		E H K F	6,198	—	84	2	5	—	—	—	246	—	—	—	3	2	236
	Köyler Villages	E H K F	9,545	15	—	—	—	—	—	—	—	—	—	—	8	9	8
		E H K F	9,716	7	1	—	—	—	—	—	—	—	—	—	5	61	3
Yekün Total	E H K F	16,568	15	66	6	5	—	32	—	351	—	50	1	15	24	45	
	E H K F	15,914	7	85	2	5	—	—	—	246	—	—	—	8	63	239	
Çorlu	E H K F	E H K F	10,053	9	3	—	—	—	8	—	287	1	18	—	19	12	25
		E H K F	8,704	—	1	—	—	—	—	—	308	—	—	—	4	—	14
Hayrebolu	E H K F	E H K F	9,987	—	1	1	—	—	—	—	—	—	—	1	41	117	59
		E H K F	10,950	—	—	—	—	—	—	—	—	—	—	2	12	126	37
Malkara	E H K F	E H K F	12,152	—	7	—	—	—	—	—	—	—	—	33	292	67	
		E H K F	13,217	—	23	—	—	—	—	—	—	—	—	—	32	272	—

KADRO IV
CADRE

Nüfusun ana lisanı itibarıyla inkısamı
Répartition de la population d'après les langues maternelles
VİLAYET : **TEKİRDAĞ** (Mabat - Suite)

KAZALAR Cazas	Cins- yet Sexes	LİSANLAR — Langues														
		Türk- çe	Rum- ca	Erme- nice	Fran- sızca	İtal- yanca	İngi- lizce	Arap- ça	Acem- ce	Yahu- dice	Çer- kesçe	Kürtçe	Tatar- ca	Arna- vutca	Bul- garca	Sair ve meç- hul lisanlar
		Tur- que	Grec- que	Armé- nienne	Fran- çaise	Itali- enne	An- glaise	Arabe	Per- sane	Yud- disch	Circas- sienne	Kurde	Tar- tare	Alba- naise	Bul- gare	Autres ou inconnue
Saray	E	9,116	—	—	—	—	—	1	—	—	—	—	14	8	—	
	H	9,647	—	—	—	—	—	—	—	—	—	—	4	—	—	
Şarköy	K	5,469	—	—	—	—	—	—	—	3	—	1	120	427	35	
	F	5,362	1	—	—	—	—	—	—	2	—	—	133	431	30	
YEKÛN Total	E	63,345	24	77	7	5	—	41	—	641	1	68	3	242	880	231
	H	63,794	8	109	2	5	—	—	—	556	—	—	2	193	892	320
Umumi yekûn Total général	K	127,139	32	186	9	10	—	41	—	1,197	1	68	5	435	1,772	551

Kadro V

CADRE

NÜFUSUN TABİİYETLER İTİBARİLE İNKISAMI

RÉPARTITION DE LA POPULATION D'APRÈS
LES PAYS DE NATIONALITÉ

B. — İSTANBUL VE TÜRKİYE AVRUPASI VİLÂYETLERİ [*]

VILAYETS DE STAMBOUL ET DE LA TURQUIE D'EUROPE [*]

İstanbul (**)	Stamboul (**)	Edirne	Andrinople
İstanbul }	La Préfecture }	Kırklareli	Kırklareli
Şehremaneti }	de Stamboul }	Tekirdağ	Tekirdağ

[*] Çanakkale vilâyetine merbut olan Eceabat ve Gelibolu kazaları dahil değildir.

Non compris les cazas de Edeabat et Gallipoli faisant partie du Vilayet de Tchannakale, situé en Asie.

[**] Anadolu tarafında bulunan Üsküdar ve Şile kazaları dahildirler.

Y compris les cazas de Skutari et Chilé, situés sur la côte d'Asie.

KADRO
CADRE V

Nüfusun tabiiyet itibarile inkisamı
Répartition de la population d'après les pays de nationalité
VİLAYET : İSTANBUL

KAZALAR Cazas	Clas- yet Sexes	Türki- ye	Ef- gan- nis- tan	Mı- sır	Irak	İran	Su- ri- ye	Sair Afrika Asya mem- leket- leri	Al- ma- nya	Ar- na- vut- luk	İn- gil- tere	A- vus- tur- ya	Bel- çika	Bul- ga- ris- tan	Frans- sa	Yu- na- nis- tan	Ma- ca- ris- tan	İtal- ya	Le- his- tan	Ro- man- ya	Rusa	Sir- bis- tan	Sair avrupa mem- leket- leri	Ame- ri- ka		
		Tur- quie	Af- gha- nis- tan	E- gyp- te	Irak	Per- se	Sy- rie	Autres pays d'Afrique et d'Asie	Al- le- ma- gne	Al- ba- nic	An- gle- terre	Au- tri- che	Bel- gi- que	Bul- garie	France	Grè- ce	Hon- grie	Ita- lie	Pol- o- gne	Rou- manie	Rusie	Ser- bie	Autres pays d'Eu- rope	A- mé- ri- que		
İstanbul	E H K F	120,235	5	12	9	2,401	24	31	44	242	29	36	2	555	59	1.101	1	92	6	80	204	272	39	17		
	K F	117,288	—	11	1	980	5	3	44	43	29	36	2	362	56	957	2	71	15	78	130	165	34	15		
Adalar	E H K F	4,849	6	7	11	21	7	5	6	15	22	3	2	24	5	446	10	67	3	—	27	46	9	1		
	K F	5,905	11	5	1	17	3	—	15	3	21	11	3	27	9	525	3	82	3	3	21	34	9	—		
Ba- kır- köy	Şehir Ville	E H K F	7,218	3	2	1	17	2	—	15	3	2	—	39	6	57	3	15	—	1	11	13	2	1		
		K F	5,843	2	—	—	3	6	—	3	2	8	5	1	15	4	57	11	21	—	1	6	—	3	—	
	Köyler Villages	E H K F	5,037	2	—	—	7	—	1	11	36	14	4	1	7	39	90	16	52	1	—	29	21	13	—	
		K F	4,589	1	—	1	3	—	—	9	5	17	3	1	9	29	117	16	57	1	2	12	35	14	2	
	Yekân Total	E H K F	12,255	5	2	1	24	2	1	11	51	17	6	1	46	45	147	19	67	1	1	40	34	15	1	
		K F	10,432	3	—	1	6	6	—	12	7	25	8	2	24	33	174	27	78	1	3	18	48	17	2	
Bey- oğlu	Şehir Ville	E H K F	125,798	23	61	10	1,325	59	79	631	758	961	334	50	1,220	822	10,064	289	3,090	276	451	2,698	1,155	1,067	167	15
		K F	118,654	7	75	13	570	25	50	494	109	1,154	318	43	908	1,044	11,033	232	3,335	167	428	2,226	1,109	955	172	12
	Köyler Villages	E H K F	4,615	—	—	—	2	—	—	—	29	—	—	—	34	2	4	2	—	—	—	11	9	—	—	—
		K F	3,388	—	—	—	—	—	—	—	—	—	—	—	—	—	—	—	—	—	—	—	—	—	—	—
	Yekân Total	E H K F	130,413	23	61	10	1,327	59	79	631	787	961	334	50	1,254	824	10,068	291	3,090	276	451	2,709	1,164	1,067	167	153
		K F	122,042	7	75	13	570	25	50	494	109	1,154	318	43	908	1,044	11,033	232	3,335	167	428	2,226	1,109	955	172	128

KADRO V
CADRE

Nüfusun tabiiyet itibarile inkısamı
Répartition de la population d'après les pays de nationalité
VİLÂYET : İSTANBUL (Mabât - Suite)

KAZALAR Cazas	Cinsiyet Sexes	Türkiye	Efganis-tan	Mısır	İrak	İran	Suriye	Sair Afrika memleketleri	Almanya	Arnavutluk	İngiltere	Avusturya	Belçika	Bulgaristan	Fransa	Yunanistan	Macaristan	İtalya	Lehistan	Romanya	Rusya	Sırbistan	Sair avrupa memleketleri	Amerika	Meçhul
		Türquie	Afghanistan	Egypte	Irak	Persie	Syrie	Autres pays d'Afrique et d'Asie	Allemagne	Albanie	Angleterre	Autriche	Belgique	Bulgarie	France	Grèce	Hongrie	Italie	Pologne	Roumanie	Russie	Serbie	Autres pays d'Europe	Amerique	Inconnu
Şehir Ville	E	57,882	25	18	9	486	13	8	65	151	124	39	23	187	100	555	22	185	2	23	188	141	48	6	—
	K	61,850	4	10	9	337	10	2	85	17	124	49	22	33	140	624	27	232	10	29	136	98	89	7	12
Köyler Villages	E	10,621	181	16	30	6	3	1	7	—	36	7	—	2	6	11	1	2	2	17	7	6	12	—	—
	K	9,967	1	—	—	2	—	—	1	—	5	1	—	1	5	24	—	2	75	—	1	6	2	—	—
Yekûn Total	E	68,503	206	34	39	492	16	9	72	151	160	46	23	189	106	566	23	187	4	40	195	147	60	6	—
	K	71,817	5	10	9	339	10	2	86	17	129	50	22	134	145	648	27	234	85	29	137	104	91	7	12
Sair kazalar Autres cazas	E	32,950	42	—	—	2	1	—	18	9	3	22	—	15	—	1	1	—	—	—	1	3	—	—	—
	K	31,007	6	—	2	—	—	—	—	—	—	12	—	7	—	—	—	—	—	—	—	3	—	—	5
YEKÛN Total	E	369,205	287	116	70	4,267	109	125	782	1,255	1,192	447	78	2,083	1,039	12,329	345	3,503	290	572	3,176	1,666	1,190	192	240
	K	358,491	32	101	27	1,912	49	55	651	1,791	1,358	435	72	1,462	1,287	13,337	291	3,800	271	541	2,532	1,463	1,106	196	238
Umumî yekûn Total général		727,696	319	217	97	6,179	158	180	1,433	1,434	2,550	882	150	3,545	2,326	25,666	636	7,303	561	1,113	5,708	3,129	2,296	388	478

VİLÂYET : İSTANBUL Şehremaneti — La préfecture de Stamboul

İstanbul	E	120,235	5	12	9	2,401	24	31	44	242	29	36	2	555	59	1,101	1	92	6	80	204	272	39	17	83
		K	117,288	—	11	1	980	5	3	44	43	29	36	2	362	56	957	2	71	15	78	130	165	34	15
Adalar	E	4,849	6	7	11	21	7	5	6	15	22	3	2	24	5	446	10	67	3	—	27	46	9	1	2
		K	5,905	11	5	1	17	3	—	15	3	21	11	3	27	9	525	3	82	3	3	21	34	9	—
Bakırköy	E	7,218	3	2	1	17	2	—	—	15	3	2	—	39	6	57	3	15	—	1	11	13	2	1	1
		K	5,843	2	—	—	3	6	—	3	2	8	5	1	15	4	57	11	21	—	1	6	13	3	—

Nüfusun tabiiyet itibarile inkısamı

Répartition de la population d'après les pays de nationalité

KADRO V
CADRE

VİLÂYET: İSTANBUL Şehremaneti — La préfecture de Stamboul (Mabat-Suite)

KAZALAR Cazas	Cinsi- yet Sexes	Türki- ye	Ef- ga- nis- tan	Mı- sır	İrak	İran	Su- ri- ye	Sair Afrika Asya mem- leket- leri	Al- ma- nya	Ar- na- vut- luk	İn- gil- tere	A- vus- tur- ya	Bel- çika	Bul- gar- istan	Frans- sa	Yu- na- nis- tan	Ma- ca- ris- tan	İtal- ya	Le- his- tan	Ro- man- ya	Rus- ya	Sır- bis- tan	Sair avrupa mem- leket- leri	A- me- ri- ka
		Tur- quie	Af- gha- nis- tan	E- gyp- te	Irak	Per- se	Sy- rie	Autres pays d'Afrique et d'Asie	Al- le- ma- gne	Al- ba- nie	An- gle- terre	Au- tri- che	Bel- gi- que	Bul- gar- ie	Franc- e	Grè- ce	Hon- grie	Ital- ie	Pol- o- gne	Rou- ma- nie	Rus- sie	Ser- bie	Autres pays d'Eu- rope	A- me- ri- que
Beyoğlu	E	125,798	23	61	10	1,325	59	79	631	758	961	334	50	1,220	822	10,064	289	3,090	276	451	2,698	1,155	1,067	167
	H K F	118,654	7	75	13	570	25	50	494	109	1,154	318	43	908	1,044	11,033	232	3,335	167	428	2,226	1,109	955	172
Üsküdar	E	57,882	25	18	9	486	13	8	65	151	124	39	23	187	100	555	22	185	2	23	188	141	48	6
	H K F	61,850	4	10	9	337	10	2	85	17	124	49	22	133	140	624	27	232	10	29	136	98	89	7
YEKÜN Total	E	315,982	62	100	40	4,250	105	123	746	1,181	1,139	414	77	2,025	992	12,223	325	3,449	287	555	3,128	1,627	1,165	192
	H K F	309,540	24	101	24	1,907	49	55	641	174	1,336	419	71	1,445	1,253	13,196	275	3,741	195	539	2,519	1,419	1,090	194
Umumî yekün Total général		625,522	86	201	64	6,157	154	178	1,387	1,355	2,475	833	148	3,470	2,245	25,419	600	7,190	482	1,094	5,647	3,046	2,255	386

VİLÂYET: EDİRNE

Edir- ne	Şehir Ville	E H K F	15,985 17,036	— —	— —	2 3	— —	— —	6 3	1 —	4 —	6 10	— —	701 447	14 4	25 24	6 4	52 52	3 —	2 8	— —	35 27	21 39	— —
Sair kazalar Autres cazas	Yekün Total	E H K F	32,445 34,044	— —	— —	2 3	— —	— —	6 3	1 —	4 —	6 10	— —	858 554	14 4	29 29	6 4	52 52	3 —	3 8	— —	39 32	21 39	— —
		E H K F	39,911 42,452	— —	— —	— —	— —	— —	2 —	— —	2 1	5 7	— —	86 67	— —	2 1	2 1	2 4	— —	— —	— —	5 5	1 —	— 1

Nüfusun tabiiyet itibarile inkısamı

Répartition de la population d'après les pays de nationalité

KADRO
CADRE V

VİLAYET EDİRNE (Mabat - Suite)

KAZALAR Cazas	Clas- yet terez	Türki-	Ef-	Mi-	İrak	İran	Su-	Sair	Al-	Ar-	İn-	A-	Bel-	Bul-	Frans-	Yu-	Ma-	İtal-	Le-	Ro-	Rus-	Sır-	Sair	A-	Meç-
		ye	gan-	sir			ri-	Afrika	ma-	na-	gil-	vus-	çika	gar-	sa	na-	ca-	ya	his-	man-	ya	bi-	avrupa	me-	hul
		Tur-	Af-	E-	İrak	Per-	Sy-	Autres	Al-	Al-	An-	Au-	Bel-	Bul-	Frans-	Grè-	Hun-	İtal-	Pol-	Rou-	Rus-	Ser-	Autres	A-	In-
		quie	gha-	gypte		se	rie	pays	le-	ba-	gle-	tri-	gi-	ga-	ce	ce	grie	lie	ogne	manie	sie	pays	mé-	con-	
		-tan	nistan	-te				d'Afrique	ma-	nie	terre	che	que	rie								d'Eu-	rit-	nu	
								et d'Asie	gne													rope	que		
YEKÜN	E	72,356	-	-	-	2	-	-	8	1	6	11	-	944	14	31	8	54	3	3	-	44	22	-	1
Total	K	76,496	-	-	-	3	3	-	3	-	1	17	-	621	4	30	5	56	-	8	-	37	39	1	8
Umumî yekün	F	148,852	-	-	-	5	3	-	11	1	7	28	-	1,565	18	61	13	110	3	11	-	81	61	1	9
Total général																									

VİLAYET : KIRKLARELİ

KAZALAR Cazas	Clas- yet terez	Türki-	Ef-	Mi-	İrak	İran	Su-	Sair	Al-	Ar-	İn-	A-	Bel-	Bul-	Frans-	Yu-	Ma-	İtal-	Le-	Ro-	Rus-	Sır-	Sair	A-	Meç-
		ye	gan-	sir			ri-	Afrika	ma-	na-	gil-	vus-	çika	gar-	sa	na-	ca-	ya	his-	man-	ya	bi-	avrupa	me-	hul
		Tur-	Af-	E-	İrak	Per-	Sy-	Autres	Al-	Al-	An-	Au-	Bel-	Bul-	Frans-	Grè-	Hun-	İtal-	Pol-	Rou-	Rus-	Ser-	Autres	A-	In-
		quie	gha-	gypte		se	rie	pays	le-	ba-	gle-	tri-	gi-	ga-	ce	ce	grie	lie	ogne	manie	sie	pays	mé-	con-	
		-tan	nistan	-te				d'Afrique	ma-	nie	terre	che	que	rie								d'Eu-	rit-	nu	
								et d'Asie	gne													d'Eu-	rit-	nu	
Kırklareli	Sohr	6,828	-	-	-	-	-	-	-	-	-	-	-	10	-	2	-	-	-	-	1	1	-	-	-
	Ville	6,000	-	-	-	-	-	-	-	-	-	-	-	-	-	2	-	-	-	-	-	-	-	-	-
Kırklareli	Köyler	17,146	-	-	-	-	-	-	-	-	-	-	-	25	-	-	-	-	-	-	2	-	-	-	1
	Villages	17,376	-	-	-	-	-	-	-	-	-	-	-	7	-	1	-	-	-	-	-	-	-	-	-
Sair kazalar	Yekün	23,974	-	-	-	-	-	-	-	-	-	-	-	35	-	2	-	-	-	-	3	1	-	-	1
	Total	23,376	-	-	-	-	-	-	-	-	-	-	-	7	-	3	-	-	-	-	-	-	-	-	-
Sair kazalar	Autres cazas	30,758	-	-	-	1	-	-	5	1	-	-	-	34	-	-	30	-	-	8	1	6	-	-	-
		30,712	-	-	-	-	-	-	7	-	-	-	-	12	-	-	4	-	-	4	-	3	-	-	1
YEKÜN	Total	54,732	-	-	-	1	-	-	5	1	-	-	-	69	-	2	30	-	-	8	4	7	-	-	1
		54,088	-	-	-	-	-	-	7	-	-	-	-	19	-	3	4	-	-	4	-	3	-	-	1
Umumî yekün		108,820	-	-	-	1	-	-	12	1	-	-	-	88	-	5	34	-	-	12	4	10	-	-	2
Total général																									

KADRO
CADRE V

Nüfusun tabiiyet itibarile inkisamı
Répartition de la population d'après les pays de nationalité
VİLÂYET : **TEKİRDAĞ**

KAZALAR Cazas	Cinsi- yet Sexes	Türki- ye	Efga- nis- tan	Mı- sır	İrak	İran	Su- ri- ye	Sair Afrika ve Asya mem- leket- leri	Al- ma- nya	Ar- na- vul- luk	İn- gii- tere	A- vus- tur- ya	Bel- çika	Bul- ga- ris- tan	Frans- sa	Yu- na- nis- tan	Ma- ca- ris- tan	İtal- ya	Le- his- tan	Ro- man- ya	Rus- ya	Sır- bis- tan	Sair avrupa mem- leket- leri	A- me- ri- ka
		Tur- quite	Af- gha- nis- tan	E- gypte	Irak	Per- se	Sy- rie	Autres pays d'Afrique et d'Asie	Al- le- ma- gne	Al- ba- nie	An- gle- terre	Au- tri- che	Bel- gi- que	Bul- garie	France	Grèce	Hon- grie	Ita- lie	Pol- ogne	Rou- manie	Rusie	Ser- bie	Autres pays d'Eu- rope	A- méri- que
Te- kir- dağ	E H K F	7,762	—	—	—	—	—	—	—	—	—	—	—	2	—	4	—	21	—	—	—	1	3	—
	K F	6,767	—	—	—	—	—	—	—	—	—	1	—	2	—	1	—	5	—	—	—	—	—	—
	E H K F	9,384	—	—	—	—	—	—	—	—	—	—	—	1	—	—	—	—	—	—	—	—	—	—
	K F	9,790	—	—	—	—	—	—	—	—	—	—	—	3	—	—	—	—	—	—	—	—	—	—
Yekûn Total	E H K F	17,146	—	—	—	—	—	—	—	—	—	—	—	3	—	4	—	21	—	—	—	1	3	—
	K F	16,557	—	—	—	—	—	—	—	—	—	1	—	5	—	1	—	5	—	—	—	—	—	—
Sair Kazalar Autres cazas	E H K F	48,304	—	—	—	—	—	—	7	1	—	1	—	33	—	—	12	9	—	12	1	3	2	—
	K F	49,293	—	—	—	—	—	—	4	—	—	—	—	6	—	—	—	6	—	—	—	—	—	—
YEKÛN Total	E H K F	65,450	—	—	—	—	—	—	7	1	—	1	—	36	—	4	12	30	—	12	1	4	5	—
	K F	65,850	—	—	—	—	—	—	4	—	—	1	—	11	—	1	—	11	—	—	—	—	—	—
Umumî yekûn Total général	E H K F	131,300	—	—	—	—	—	—	11	1	—	2	—	47	—	5	12	41	—	12	1	4	5	—
	K F																							

Kadro VI

CADRE

NÜFUSUN MAHALİ TEVELLÜT İTİBARİLE İNKISAMI

RÉPARTITION DE LA POPULATION D'APRÈS
LES PAYS DE NAÏSSANCE.

B. — İSTANBUL VE TÜRKİYE AVRUPASI VİLÂYETLERİ [*]

VILAYETS DE STAMBOUL ET DE LA TURQUIE D'EUROPE [*]

İstanbul (**)	Stamboul (**)	Edirne	Andrinople
İstanbul } Şehremaneti }	La Préfecture } de Stamboul }	Kırklareli	Kırklareli
		Tekirdağ	Tekirdağ

[*] Çanakkale vilâyetine merbut olan Eceabat ve Gelibolu kazaları dahil değildir

Non compris les cazas de Eceabat et Galipoli faisant partie du Vilayet de Tchouakkalé, situé en Asie.

[**] Anadolu tarafında bulunan Üsküdar ve Şile kazaları dahildirler.

Y compris les cazas de Skutari et Chilé, situés sur la côte d'Asie.

KADRO VI
CADRE

Nüfusun mahallî tevellüt itibarile inkisamı
Répartition de la population d'après les pays de naissance
VİLAYET : İSTANBUL

KAZALAR Casas	Cinsi- yet Sexes	Türki- ye	Ef- ganis- tan	Mi- sir	İrak	İran	Su- ri- ye	Sair Afrika Asya mem- leket- leri	Al- ma- nya	Ar- na- vut- luk	İn- gil- tere	A- vus- tur- ya	Bel- çika	Bul- garis- tan	Frans sa	Yu- na- nis- tan	Ma- ca- ris- tan	İtal- ya	Le- nis- tan	Ro- man- ya	Rus- ya	Sir- bis- tan	Sair avrupa- mem- leket- leri	A- me- ri- ka	Med hul
		Tur- quie	Af- gha- nis- tan	E- gyp- te	İrak	Per- se	Sy- rie	Autres pays d'Afrique et d'Asie	Al- le- ma- gne	Al- ba- nie	An- gle- terre	Au- tri- che	Bel- gi- que	Bul- garie	France	Grè- ce	Ita- lie	Ita- lie	Ro- ma- nie	Rus- sie	Ser- bie	Autres pays d'Eu- rope	A- mé- ri- que	In- con- nu	
İstanbul	E	116,808	13	54	10	1,700	27	71	36	200	28	27	2	1,954	47	1,397	54	30	31,203	1,012	765	46	13	79	
	K	114,732	—	35	22	452	34	82	44	76	25	35	1	1,114	42	681	78	16	—	1,019	1,196	512	75	30	102
Adalar	E	5,413	1	3	—	9	1	5	2	12	2	1	—	20	1	86	—	4	—	1	13	14	—	—	4
	K	6,481	—	4	—	4	1	2	10	8	—	4	—	26	4	105	1	6	—	4	34	14	—	2	6
Bakırköy	E	6,769	—	2	1	11	6	7	1	63	—	—	—	74	2	351	—	3	—	8	26	70	3	2	13
	K	5,339	2	2	—	1	15	1	—	31	—	3	—	60	2	387	6	5	7	5	37	70	—	—	34
Köyler Villages	E	3,620	1	2	—	7	—	1	8	139	2	2	1	223	24	1,107	5	3	—	14	39	173	7	—	4
	K	3,394	1	—	1	2	1	1	3	37	3	4	2	205	9	1,105	6	6	1	8	21	116	2	—	3
Yekün Total	E	10,389	1	4	1	18	6	8	9	202	2	2	1	297	26	1,458	5	6	—	22	65	243	10	2	17
	K	8,733	3	2	1	3	16	2	3	68	3	7	2	265	11	1,492	12	11	8	13	58	186	2	—	37
Beyoğlu	E	135,420	20	122	9	1,231	57	116	519	355	303	219	32	1,833	388	4,264	228	686	142	989	3,028	864	513	122	80
	K	129,961	7	117	11	284	57	103	361	205	190	256	24	1,608	449	3,936	187	494	105	1,011	3,013	441	284	117	29
Köyler Villages	E	4,107	—	1	—	2	—	—	1	6	1	1	—	437	2	59	2	—	—	13	34	43	—	—	—
	K	2,729	—	—	—	—	—	—	1	—	—	—	—	591	—	41	—	—	—	11	2	13	—	—	—
Yekün Total	E	139,527	20	123	9	1,233	57	116	520	361	304	220	32	2,270	390	4,323	230	686	142	1,002	3,062	907	563	122	80
	K	132,690	7	117	11	284	57	103	362	205	190	256	24	2,199	449	3,977	187	494	105	1,022	3,015	454	284	117	29
Çatalca	E	23,845	18	5	—	7	1	—	—	19	—	5	—	1,626	2	868	1	2	—	57	29	182	—	4	48
	K	21,418	26	7	3	1	—	—	—	6	—	10	1	1,236	1	972	—	—	1	40	11	123	1	1	8
Şile	E	6,285	6	12	1	3	—	1	17	1	—	—	—	—	—	1	—	—	—	1	20	—	—	—	1
	K	7,156	1	1	—	—	—	—	—	—	—	—	—	5	—	—	—	—	—	—	—	12	1	—	—

Nüfusun mahali tevellüt itibarile inkisamı

Répartition de la population d'après les pays de naissance.

VİLAYET: İSTANBUL (Mabat - Suite)

KADRO VI
CADRE

KAZALAR Cazas	Class- yet SIZES	Türki-ye	Efga- nis- tan	Mi- sır	İrak	İran	Su- ri- ye	Sair Afrika ve Asya mem- leket- leri	Al- ma- nya	Ar- na- vut- luk	İn- gil- tere	A- vus- tur- ya	Bel- çika	Bul- gar- is- tan	Fran- ta	Yu- na- nis- tan	Ma- ca- ris- tan	Ital- ya	Le- his- tan	Ro- man- ya	Rus- ya	Sır- bis- tan	Sair avrupa mem- leket- leri	A- me- ri- ka	Meç- hul
		Tur- quie	Af- gha- nis- tan	E- gypte	Irak	Per- se	Sy- rie	Autres pays d'Asie	Al- le- ma- gne	Al- ba- nie	An- gle- terre	Au- tri- che	Bel- gi- que	Bul- garie	Fran- ce	Grè- ce	Hon- grie	Italie	Pol- lo- gne	Rou- ma- nie	Rus- sie	Ser- bie	Autres pays d'Eu- rope	A- méri- que	In- con- nu
Üskü- dar	EH KF	57,243	36	28	2	349	17	84	63	94	43	21	12	934	71	357	23	37	—	194	348	236	14	11	81
	EH KF	60,475	5	33	—	157	13	113	95	74	40	45	34	874	84	395	24	48	9	274	1,020	136	25	11	72
	EH KF	10,754	2	2	1	—	—	1	1	25	3	4	—	33	2	92	—	—	—	10	7	17	—	1	19
	EH KF	9,924	—	—	—	2	—	2	1	1	2	2	—	36	1	79	—	—	—	1	25	6	2	—	9
YEKÜN Total	EH KF	67,997	40	30	3	349	17	85	64	119	46	25	12	967	73	449	23	37	—	204	355	253	14	12	100
	EH KF	70,399	5	33	—	159	13	115	96	75	42	47	34	910	85	474	24	48	9	275	1,045	142	27	11	81
YEKÜN Total	EH KF	370,264	99	231	24	3,319	109	286	648	914	382	280	47	7,134	539	8,582	313	765	145	2,490	4,558	2,364	583	153	329
	EH KF	361,609	42	199	37	903	121	304	515	438	260	359	62	5,755	592	7,701	302	575	123	2,373	5,371	1,432	389	161	263
Umumî yekün Total général		731,873	141	430	61	4,222	230	590	1,163	1,352	642	639	109	12,889	1,131	16,283	615	1,340	268	4,863	9,929	3,796	972	314	592

VİLAYET: İSTANBUL Şehremaneti — La préfecture de Stamboul

İstanbul	EH KF	116,808	13	54	10	1,700	27	71	36	200	28	27	2	1,954	47	1,397	54	30	31,203	1,012	765	46	13	79	
	EH KF	114,73	—	35	22	452	34	82	44	76	25	35	1	1,114	42	681	78	16	—	1,019	1,196	512	75	30	102
Adalar	EH KF	5,413	1	3	—	9	1	5	2	12	2	1	—	29	1	86	—	4	—	1	15	14	—	—	4
	EH KF	6,481	—	4	—	4	1	2	10	8	—	4	—	26	4	105	1	6	—	4	34	14	—	2	6
Bakırköy	EH KF	6,769	—	2	1	11	6	7	1	63	—	—	—	74	2	351	—	3	—	8	26	70	3	2	13
	EH KF	5,339	2	2	—	1	15	1	—	31	—	3	—	60	2	387	6	5	7	5	37	70	—	—	34
Beyoğlu	EH KF	135,420	20	122	9	1,231	57	116	519	355	303	219	32	1,833	388	4,264	228	686	142	989	3,028	864	513	122	80
	EH KF	129,961	7	117	11	284	57	103	361	205	190	256	24	1,608	449	3,936	187	494	105	1,011	3,013	441	284	117	29

Nüfusun mahali tevellüt itibarile inkısamı

Répartition de la population d'après les pays de naissance

KADRO
CADRE

VI

VİLÂYET : İSTANBUL Şehremaneti — La préfecture de Stamboul (Mabat - Suite)

KAZALAR Cazas	Clas- yet Sexes	Türki- ye	Ef- ga- nis- tan	Mi- sir	Irak	İran	Su- ri- ye	Sair Afrika Asya mem- leket- leri	Al- ma- nya	Ar- na- vut- luk	İn- gil- tere	A- vus- tur- ya	Bel- çika	Bul- ga- ris- tan	Frans- sa	Yu- na- nis- tan	Ma- ca- ris- tan	İtal- ya	Le- his- tan	Ro- man- ya	Rus- ya	Sir- bis- tan	Sair avrupa mem- leket- leri	A- me- ri- ka	Me- hu
		Tur- quite	Af- gha- nis- tan	E- gyp- te	Irak	Per- se	Sy- rie	Autres pays d'Afrique et d'Asie	Al- le- ma- gne	Al- ba- nie	An- gle- terre	Au- tri- che	Bel- gi- que	Bul- ga- rie	France	Grè- ce	Hon- grie	Ita- lie	Pol- ogne	Rou- manie	Rus- sie	Ser- bie	Autres pays d'Eu- rope	A- mé- ri- que	In- con- nu
Üsküdar	E	57,243	38	28	2	349	17	84	63	94	43	21	12	934	71	357	23	37	—	194	348	236	14	11	8
	H K F	60,475	5	33	—	157	13	113	95	74	40	45	34	874	84	395	24	48	9	274	1,020	136	25	11	7
YEKÜN Total	E	321,653	72	209	22	3,300	108	283	621	724	376	268	46	4,815	509	6,455	305	760	145	2,395	4,429	1,949	576	148	25
	H K F	316,988	14	191	33	898	120	301	510	394	255	343	59	3,682	581	5,504	296	569	121	2,313	5,300	1,173	384	160	24
Umumi yekün Total général		638,641	86	400	55	4,198	228	584	1,131	1,118	631	611	105	8,497	1,090	11,959	601	1,329	266	4,708	9,729	3,122	960	308	500

VİLÂYET : EDİRNE

Edir- ne	Şehir Ville	E	13,820	—	—	—	9	2	—	4	25	3	4	—	1,796	12	896	5	13	3	14	48	206	1	—	2
		H K F	14,697	—	1	1	3	3	3	2	11	—	2	—	—	1,757	4	969	3	2	—	7	41	141	4	3
Edir- ne	Köyler Villages	E	10,354	—	—	—	—	—	—	10	1	—	—	—	4,406	—	1,456	—	—	—	43	10	345	1	—	—
		H K F	10,740	—	—	—	—	—	—	—	1	—	—	—	—	4,607	—	1,405	—	—	—	25	8	338	—	—
Edir- ne	Yekün Total	E	24,174	—	—	—	9	2	—	4	35	4	5	—	6,202	12	2,352	5	13	3	57	58	551	1	—	2
		H K F	25,437	—	1	1	3	3	3	2	12	—	2	—	—	6,364	4	2,374	3	2	—	32	49	479	4	3
Kavaklı	Şehir Ville	E	3,618	—	—	—	—	—	—	1	—	1	—	—	200	—	2,129	—	—	—	—	1	21	—	—	1
		H K F	3,871	—	—	1	—	—	—	—	—	—	—	—	—	219	—	2,313	—	—	—	—	18	—	—	1
Keşan	Şehir Ville	E	15,163	1	—	—	1	—	—	—	2	—	—	—	449	1	1,574	—	1	—	—	4	334	—	—	5
		H K F	16,185	—	—	1	—	—	—	—	—	8	—	—	—	555	1	1,499	—	2	—	1	—	312	—	—
Üzünköprü	Şehir Ville	E	13,193	—	—	—	—	—	—	2	5	—	—	—	1,256	—	1,718	2	—	—	3	6	324	1	—	2
		H K F	14,004	—	—	—	—	1	1	—	2	1	2	—	—	1,574	—	1,652	—	—	—	10	7	295	1	—

Nüfusun mahall tevellüt itibarile inkısamı
Répartition de la population d'après les pays de naissance
VİLAYET : EDİRNE (Mabat - Suite)

KADRO
CADRE VI

KAZALAR Cazas	Cinsiyet Sexes	Türkiye	Efganistan	Mısır	Irak	İran	Suriye	Sair Afrika memleketleri	Almanya	Arnavutluk	İngiltere	Austurya	Belçika	Bulgaristan	Fransa	Yunanistan	Macaristan	İtalya	Lehistan	Romanya	Rusya	Sırbistan	Sair Avrupa memleketleri	Amerika	Mec-hul
		Turquie	Afghanistan	Egypte	Irak	Persie	Syrie	Autres pays d'Afrique et d'Asie	Allemagne	Albanie	Angleterre	Autriche	Belgique	Bulgarie	France	Grèce	Hongrie	Italie	Pologne	Roumanie	Russie	Serbie	Autres pays d'Europe	Améri-que	In-connu
YEKŪN Total	E	56,148	1	—	—	10	2	—	6	43	4	6	—	8,107	13	7,773	7	14	3	60	69	1,230	2	—	10
	H K F	59,497	—	1	3	3	4	4	2	14	9	4	—	8,712	5	7,838	3	4	—	43	56	1,104	5	3	18
Umumi yekŪn Total général		115,645	1	1	3	13	6	4	8	57	13	10	—	16,819	18	15,611	10	18	3	103	125	2,334	7	3	28

VİLAYET : KIRKLARELİ

Kirk-lareli	Şehir Ville	E	6,665	—	—	—	—	1	—	—	—	—	—	9	—	130	1	—	—	3	4	28	1	—	—
		H K F	5,806	—	—	—	—	—	—	—	—	—	—	—	48	—	125	1	—	—	—	5	14	—	2
Kirk-lareli	Köyler Villages	E	15,264	—	—	—	3	5	—	3	—	—	—	1,064	—	599	1	—	—	10	6	213	—	—	6
		H K F	15,587	—	—	—	—	—	—	—	—	—	—	—	1,127	—	549	—	—	—	3	—	117	—	—
Kirk-lareli	YekŪn Total	E	21,929	—	—	—	3	6	—	3	—	—	—	1,073	—	729	2	—	—	13	10	941	1	—	6
		H K F	21,393	—	—	—	—	—	—	—	—	—	—	—	1,175	—	674	1	—	—	3	5	131	—	2
Babaeski	Şehir Ville	E	8,689	—	—	—	2	—	4	8	—	1	—	1,311	—	171	30	—	—	14	5	170	2	—	2
		H K F	8,723	—	—	—	—	—	—	3	1	—	2	—	1,387	—	130	9	—	—	8	1	109	1	—
Demirköy	Şehir Ville	E	859	—	—	—	—	—	—	—	—	—	—	409	—	224	—	—	—	7	1	366	1	—	—
		H K F	638	—	—	—	—	—	—	—	—	—	—	—	410	—	150	—	—	—	2	—	332	—	—
Lüleburgaz	Şehir Ville	E	10,094	—	—	—	1	1	—	1	—	—	—	575	—	105	—	—	—	17	4	33	—	—	1
		H K F	10,233	—	—	—	1	1	—	4	—	—	—	—	488	—	134	—	—	—	8	43	29	—	—
Vize	Şehir Ville	E	4,229	—	—	—	—	1	—	—	—	1	—	1,337	—	1,657	6	—	—	17	5	483	—	—	—
		H K F	4,149	—	—	—	—	—	—	—	7	—	—	—	1,452	—	1,749	3	—	—	9	3	521	—	—

KADRO VI
CADRE

Nüfusun mahall tevellüt itibarile inkısamı
Répartition de la population d'après les pays de naissance
VİLİYET : KIRKLARELİ (Mabat - Suite)

KAZALAR Cazas	Cinsiyet Sexes	Türkiye	Efganistan	Mısır	Irak	İran	Suriye	Sair Afrika Asya memleketleri	Almanya	Arnavutluk	İngiltere	Austurya	Belçika	Bulgaristan	Fransa	Yunanistan	Macaristan	İtalya	Lehistan	Romanya	Rusya	Sırbistan	Sair Avrupa memleketleri	Amerika	M...
		Turquie	Afganistan	Egypte	Irak	Perse	Syrie	Autres pays d'Afrique et d'Asie	Allemagne	Albanie	Angleterre	Autriche	Belgique	Bulgarie	France	Grèce	Hongrie	Italie	Pologne	Roumanie	Russie	Serbie	Autres pays d'Europe	Amerique	Inde
YEKÜN Total	E	45,800	—	—	—	3	4	7	5	11	—	2	—	4,705	—	2,886	38	—	—	68	25	1,293	4	—	
	K	45,136	—	—	—	—	1	2	7	8	—	2	—	4,912	—	2,837	13	—	—	30	52	1,122	1	2	
Umumi yekün Total général	F	90,936	—	—	—	3	5	9	12	19	—	4	—	9,617	—	5,723	51	—	—	98	77	2,415	5	2	

VİLİYET : TEKİRDAĞ

KAZALAR	Cinsiyet	Türkiye	Efganistan	Mısır	Irak	İran	Suriye	Sair Afrika Asya memleketleri	Almanya	Arnavutluk	İngiltere	Austurya	Belçika	Bulgaristan	Fransa	Yunanistan	Macaristan	İtalya	Lehistan	Romanya	Rusya	Sırbistan	Sair Avrupa memleketleri	Amerika	M...
		Turquie	Afganistan	Egypte	Irak	Perse	Syrie	Autres pays d'Afrique et d'Asie	Allemagne	Albanie	Angleterre	Autriche	Belgique	Bulgarie	France	Grèce	Hongrie	Italie	Pologne	Roumanie	Russie	Serbie	Autres pays d'Europe	Amerique	Inde
Tekirdağ	Şehir Ville	7,581	—	—	—	—	1	—	—	—	—	—	—	84	—	36	—	1	—	16	21	51	—	—	
	Köyler Villages	6,600	—	—	—	—	—	—	—	1	—	—	—	54	—	49	—	—	—	6	11	53	2	—	
	Yekün Total	9,076	—	—	—	—	—	—	—	—	1	—	—	688	—	15	—	—	—	4	6	5	—	—	
Çorlu	E	16,514	—	—	—	—	1	—	—	1	—	1	—	485	—	69	—	1	—	20	27	56	—	—	
	K	15,676	—	—	—	—	—	—	—	1	—	—	—	742	—	64	—	—	—	8	11	54	2	1	
Hayrebolu	E	9,331	—	—	—	—	—	—	8	4	—	2	—	380	—	487	12	—	—	120	11	76	—	—	
	K	8,075	—	—	—	—	—	—	3	2	—	1	—	317	—	413	1	—	—	141	7	71	—	—	
Malkara	E	9,379	—	—	—	—	—	—	—	1	—	5	—	475	—	221	—	—	—	23	6	96	—	—	
	K	10,439	—	—	—	—	—	—	—	—	—	5	—	484	—	138	—	—	—	6	4	51	—	—	
Saray	E	9,762	—	—	—	—	—	—	—	1	—	—	—	1,156	—	1,577	—	—	—	10	4	40	—	—	
	K	10,849	—	—	—	—	—	—	—	1	—	—	—	1,069	—	1,585	1	—	—	1	2	35	—	—	
Malkara	E	7,893	—	—	—	1	—	—	—	12	—	—	—	1,096	—	74	1	—	—	9	15	37	—	—	
	K	8,307	—	—	—	—	—	—	—	4	—	—	—	1,230	—	64	1	—	—	11	11	22	—	—	

KADRO VI
CADRE

Nüfusun mahali tevellüt itibarile inkısamı
Répartition de la population d'après les pays de naissance
VİLAYET **TEKİRDAĞ** (Mabat - Suite)

KAZALAR Cazas	Cinsiyet sexes	Türkiye	Efganistan	Mısır	Irak	İran	Suriye	Sair Afrika Asya memleketleri	Almanya	Arnavutluk	İngiltere	Avusturya	Belçika	Bulgaristan	Fransa	Yunanistan	Macaristan	İtalya	Lehistan	Romanya	Rusya	Sırbistan	Sair Avrupa memleketleri	Amerika	Mexico
		Turquie	Afganistan	Egypte	Irak	Persie	Syrie	Autres pays d'Afrique et d'Asie	Allemagne	Albanie	Angleterre	Autriche	Belgique	Bulgarie	France	Grèce	Hongrie	Italie	Pologne	Roumanie	Russie	Serbie	Autres pays d'Europe	Améri-que	In-connu
Şarköy	E H K F	5,862	—	—	—	—	—	—	—	2	—	—	—	82	—	90	—	—	—	1	6	9	2	—	1
	E H K F	5,777	—	—	—	—	—	—	—	—	—	—	—	78	—	68	—	—	1	—	—	34	—	—	1
YEKÜN Total	E H K F	58,741	—	—	—	1	1	—	8	21	—	8	—	3,674	—	2,518	18	1	—	183	69	314	2	—	11
	E H K F	59,123	—	—	—	—	—	—	3	8	—	6	—	3,920	—	2,332	3	—	1	167	35	267	2	1	13
Umumî yekün Total général		117,864	—	—	—	1	1	—	11	29	—	14	—	7,594	—	4,850	16	1	1	350	104	581	4	1	24

[The main body of the page contains extremely faint and illegible text, likely bleed-through from the reverse side of the paper. The text is too light to be transcribed accurately.]

Kadro I

CADRE

NÜFUSUN HALİMEDENİ, YAŞ GRUPLARI VE TAHSİL İTİBARİLE İNKISAMI

RÉPARTITION DE LA POPULATION D'APRÈS L'ÉTAT CIVIL,
LES GROUPES D'AGES ET L'INSTRUCTION

C. — KARADENİZ SAHİL VİLÂYETLERİ

VILAYETS DE LA CÔTE DE LA MER NOIRE

Kocaeli	Kodjaeli	Ordu	Ordou
Zonguldak	Zongouldak	Giresun	Kerassunde
Kastamonu	Kastamonou	Trabzon	Trebizonde
Sinop	Sinop	Rize	Rizé
Samsun	Samsoun	Artvin	Artvin

KADRO I
CADRE

Nüfusun halimedeni, yaş grupları ve tahsil itibarıyla inkısamı
Répartition de la population d'après l'état civil, groupes d'âges et l'instruction
VİLİYET : KOCAELİ

KAZALAR Cazas	Cinsiyet Sexes	Nüfusu mevcudede Population présente	HALİMEDENİ Etat civil					YAŞ GRUPLARI — Groupes d'âges										Okumak bilen ve bilmeyen Sachant lire		
			Bekâr Célibataires	Evli Mariés	Dul Veufs	Boş Divorcés	Mec-hal Incon-nu	1 Yaşından küçük Moins de 1 an	1 ^{ve} 2 ^{ye}	3-6	7-12	13-19	20-45	46-60	61-70	71 ^{ve} et +	yaşı meç-hul Age incon-nu	Bilen Oui	Bilmeyen Non	
İzmit	Şehir Ville	E H K F	9,177	4,230	4,779	108	54	6	248	379	584	678	1,031	5,065	831	269	84	8	3,263	5,917
		K F	6,038	2,454	2,602	888	92	2	202	344	533	589	825	2,452	731	243	115	4	1,302	4,733
	Köyler Villages	E H K F	19,709	11,646	7,617	387	55	4	1,258	1,706	2,096	2,485	3,666	5,717	1,698	642	417	24	3,153	16,553
		K F	20,961	9,397	8,495	2,928	136	5	1,090	1,546	1,979	2,093	3,331	7,686	2,069	717	406	44	615	20,341
Yekûn Total	E H K F	28,886	15,876	12,396	495	109	10	1,506	2,085	2,680	3,163	4,697	10,782	2,529	911	501	32	6,416	22,474	
	K F	26,999	11,851	11,097	3,816	228	7	1,292	1,890	2,512	2,682	4,156	10,138	2,800	960	521	48	1,917	25,081	
Ada-pazarı	Şehir Ville	E H K F	11,267	5,932	5,075	210	48	2	484	621	1,007	1,099	1,679	4,429	1,227	493	222	6	3,815	7,452
		K F	11,267	4,590	4,582	1,900	192	3	399	644	958	1,089	1,658	4,423	1,331	492	270	3	1,679	9,588
	Köyler Villages	E H K F	29,283	16,775	11,959	468	70	11	1,594	2,531	3,238	3,781	5,148	8,836	2,722	1,012	408	13	3,853	25,430
		K F	31,276	13,592	13,046	4,253	371	14	1,288	2,296	3,041	3,157	4,766	12,195	3,038	957	502	36	864	30,412
Yekûn Total	E H K F	40,550	22,707	17,034	678	118	13	2,078	3,152	4,245	4,880	6,827	13,265	3,949	1,505	630	19	7,668	32,882	
	K F	42,543	18,182	17,628	6,153	563	17	1,687	2,940	3,999	4,246	6,424	16,618	4,369	1,449	772	39	2,543	40,000	
Gebze	Şehir Ville	E H K F	13,965	6,941	6,566	352	51	55	572	753	1,286	1,117	1,877	6,140	1,353	601	224	42	2,459	11,506
		K F	12,036	4,969	5,149	1,786	91	41	520	733	1,147	1,055	1,651	4,477	1,549	592	272	40	718	11,318
Geyve	Şehir Ville	E H K F	14,420	7,729	6,369	284	31	7	862	1,222	1,523	1,494	2,534	4,635	1,343	580	217	10	2,349	12,071
		K F	16,226	6,444	6,948	2,674	158	2	614	1,160	1,527	1,407	2,394	6,242	1,876	660	316	30	420	15,806
Hendek	Şehir Ville	E H K F	11,965	7,102	4,660	165	36	2	832	1,103	1,363	1,665	2,019	3,446	963	372	202	—	1,833	10,132
		K F	12,608	5,737	5,145	1,593	128	5	634	908	1,265	1,401	1,953	4,638	1,158	398	235	18	379	12,229
Kandıra	Şehir Ville	E H K F	19,196	10,904	7,850	407	29	6	1,058	1,800	2,298	1,853	3,739	5,666	1,717	729	320	16	1,150	18,046
		K F	21,887	9,678	8,820	3,296	87	6	870	1,655	2,064	1,627	3,480	8,198	2,627	914	402	50	142	21,745

Nüfusun halimedeni, yaş grupları ve tahsil itibarile inkısamı
Répartition de la population d'après l'état civil, groupes d'âges et l'instruction
VİLİYET : KOCAELİ (Mabât - Suite)

KADRO I
CADRE

KAZALAR Cazas	Cins- yet Sexes	Nüfusa mevcu- de Population présente	HALİMEDENİ Etat civil					YAŞ GRUPLARI — Groupes d'âges										Okumak bilen ve bilmeyen Sachant lire	
			Bekâr Céli- ba- taires	Evlü Ma- riés	Dul Veufs	Boş Di- vor- cés	Mec- bul Incon- nu	1 Ya- şın- dan küçük Köles de 1 an	1 ^{ve} et 2	3-6	7-12	13-19	20-45	46-62	61-70	71 ^{ve} et +	yaşı mev- bul Age incon- nu	Bilen Oui	Bilme- yen Non
Karamursal	E H K F	12,384	7,052	4,972	277	43	40	766	849	1,184	1,393	2,231	4,063	1,176	504	212	6	1,651	10,733
	E H K F	12,935	5,515	5,331	1,978	106	5	664	860	1,043	1,304	2,099	4,906	1,294	479	275	11	395	12,540
YEKÜN Total	E H K F	141,366	78,311	59,847	2,658	417	133	7,674	10,964	14,579	15,565	23,924	47,997	13,030	5,202	2,306	125	23,526	117,840
	E H K F	145,234	62,376	60,118	21,296	1,361	83	6,281	10,146	13,557	13,722	22,157	55,217	15,673	5,452	2,793	236	6,514	138,720
Umumî yekün Total général		286,600	140,687	119,965	23,954	1,778	216	13,955	21,110	28,136	29,287	46,081	103,214	28,703	10,654	5,099	361	30,040	256,560

VİLİYET : ZONGULDAK

Sehir Ville	E H K F	8,500	3,456	4,919	95	30	—	164	268	416	492	1,650	4,562	778	129	39	2	2,130	6,370
	E H K F	3,447	1,556	1,524	325	40	2	150	252	400	365	439	1,413	313	66	48	1	576	2,671
Köyler Villages	E H K F	17,087	8,685	8,029	352	17	4	1,065	1,360	1,731	1,683	3,194	5,398	1,824	549	266	17	1,477	15,610
	E H K F	16,224	7,126	7,415	1,636	44	3	811	1,119	1,642	1,467	2,373	6,116	1,809	527	334	26	181	16,034
Yekün Total	E H K F	25,587	12,141	12,148	447	47	4	1,229	1,628	2,147	2,175	4,844	9,960	2,602	678	305	19	3,607	21,980
	E H K F	19,671	8,682	8,939	1,961	84	5	961	1,371	2,042	1,832	2,812	7,529	2,122	593	382	27	757	18,914
Bartın	E H K F	29,447	15,808	13,060	491	67	21	2,084	2,399	2,938	3,163	5,215	8,452	3,229	1,287	632	48	3,030	26,417
	E H K F	34,683	14,205	15,118	4,953	391	16	1,587	2,103	2,805	2,780	5,285	13,234	4,531	1,424	883	51	695	33,988
Devrek	E H K F	26,352	14,350	11,470	495	34	3	1,935	2,774	3,015	3,080	4,500	6,607	2,832	1,164	426	19	2,205	24,147
	E H K F	30,944	13,224	14,076	3,525	116	3	1,458	2,288	2,850	2,923	4,585	11,148	3,961	1,035	668	28	283	30,661
Ereğli	E H K F	20,110	10,724	8,976	371	33	6	1,225	1,973	2,177	2,116	3,420	5,824	2,118	808	436	13	2,310	17,800
	E H K F	23,013	9,576	10,246	3,040	147	4	1,095	1,918	2,182	1,858	3,245	8,405	2,862	863	568	17	423	22,590

KADRO I
CADRE

Nüfusun halimedeni, yaş grupları ve tahsil itibarile inkişamı
Répartition de la population d'après l'état civil, groupes d'âges et l'instruction
VİLAYET : ZONGULDAK (Mabat - Suite)

KAZALAR Cazas	Cinsiyet Sexes	Nüfusun mevcud- de Population présente	HALİMEDENİ Etat civil					YAŞ GRUPLARI — Groupes d'âges										Okumak bilen ve bilmeyen Sachal lire	
			Bekâr Céli- ba- taires	Evli Ma- riés	Dul Veufs	Boş Di- vor- cés	Meç- bul Incon- nu	1 Ya- şından küçük Matus de 1 an	1 ve et 2	3-6	7-12	13-19	20-45	46-60	61-70	71 ve et +	Yaş meç- bul Age incon- nu	Bilen Oui	Bilmeyen No
Safranbolu	E	25,870	14,044	11,599	368	53	6	1,837	2,562	2,617	2,909	4,600	7,006	2,585	1,236	498	20	3,166	22,70
	K	33,232	13,456	14,033	5,462	268	13	1,322	2,280	2,501	2,695	4,863	12,699	4,549	1,339	943	41	525	32,70
YEKÜN Total	E	127,366	67,067	57,853	2,172	234	40	8,310	11,336	12,894	13,443	22,579	37,849	13,366	5,173	2,297	119	14,318	113,04
	K	141,543	59,143	62,412	18,941	1,006	41	6,423	9,960	12,380	12,088	20,790	53,015	18,025	5,254	3,444	164	2,683	138,86
Umumî yekün Total général		268,909	126,210	120,265	21,113	1,240	81	14,733	21,296	25,274	25,531	43,369	90,864	31,391	10,427	5,741	283	17,001	251,90

VİLAYET : KASTAMONU

Kastamonu	Şehir Ville	E	7,408	3,064	4,169	116	55	4	163	326	383	432	1,193	3,588	872	351	94	6	2,788	4,620
		K	7,182	2,338	3,091	1,561	189	3	169	276	405	503	941	2,881	1,248	461	291	7	925	6,257
Kastamonu	Köyler Villages	E	21,142	9,865	10,835	397	44	1	1,198	1,753	1,800	1,981	3,957	6,137	2,284	1,409	594	29	1,708	19,484
		K	27,385	9,465	12,233	5,500	180	7	674	1,522	1,953	1,662	3,706	10,578	4,498	1,642	1,070	80	183	27,202
Kastamonu	Yekün Total	E	28,550	12,929	15,004	513	99	5	1,361	2,079	2,183	2,413	5,150	9,725	3,156	1,760	688	35	4,496	24,054
		K	34,567	11,803	15,324	7,061	369	10	843	1,798	2,358	2,165	4,647	13,459	5,746	2,103	1,361	87	1,108	33,459
Araç	Şehir Ville	E	16,658	8,754	7,549	294	52	9	1,089	1,707	1,669	2,029	2,892	4,142	1,669	1,071	382	8	1,392	15,266
		K	21,845	8,739	9,379	3,516	197	14	933	1,420	1,587	1,798	3,129	8,209	3,025	1,188	534	22	63	21,782
Cide	Şehir Ville	E	16,257	8,689	7,186	323	36	23	1,139	1,553	1,591	1,684	3,222	4,245	1,444	887	462	30	1,354	14,903
		K	19,964	7,474	9,291	3,036	159	4	855	1,327	1,501	1,353	3,048	7,709	2,768	815	555	33	130	19,834
Daday	Şehir Ville	E	17,219	8,904	7,919	362	29	5	1,204	1,607	1,416	1,894	3,208	4,699	1,718	1,010	426	37	1,517	15,702
		K	23,265	9,270	9,789	4,062	136	8	806	1,621	1,638	1,756	3,226	8,715	3,533	1,157	729	84	105	23,160

Nüfusun halimedeni, yaş grupları ve tahsil itibarile inkişamı
Répartition de la population d'après l'état civil, groupes d'âges et l'instruction.

KADRO I
CADRE

VİLAYET: KASTAMONU (Mabat- Suite)

KAZALAR Cazas	Cinst- yet Sexes	Nüfusu mevdu- de Population présente	HALİMEDENİ Etat civil					YAŞ GRUPLARI — Groupes d'âges										Okumak bilen ve bilmeyen Sachant lire	
			Bekâr Célibi- taires	Evli Mariés	Dul Veufs	Boş Divor- cés	Mec- hul Incon- nu	1 Ya- şından küçük Moins de 1 an	1 ve et 2	3-6	7-12	13-19	20-45	46-60	61-70	71 ve et +	yaşı mevcu- tul Age incon- nu	Bilen Oui	Bilme- yen Non
İnebolu	E	20,786	11,226	9,208	296	48	8	1,191	2,064	2,355	2,325	3,748	5,571	2,084	931	497	20	2,742	18,044
	H K F	26,527	10,478	12,017	3,787	235	10	884	1,813	2,303	2,122	4,297	10,070	3,438	1,038	523	39	537	25,990
Güre	E	10,873	5,397	5,297	161	17	4	756	1,004	1,029	1,122	2,166	2,829	1,110	651	199	7	925	9,948
	H K F	13,822	5,403	6,048	2,273	98	—	487	835	1,092	1,016	2,396	4,953	2,048	606	376	13	111	13,711
Taşköprü	E	20,891	10,665	9,865	299	45	17	1,104	1,966	2,171	2,385	3,787	5,711	2,246	1,111	384	26	1,632	19,259
	H K F	26,520	9,986	12,003	4,288	192	51	857	1,594	2,135	2,026	3,776	10,563	3,821	1,136	576	36	246	26,274
Tosya	E	17,345	9,270	7,700	272	91	12	919	1,711	1,756	1,888	3,127	5,269	1,714	667	265	29	2,051	15,294
	H K F	21,412	8,611	9,081	3,440	267	13	637	1,515	1,908	1,707	3,219	8,406	2,615	821	539	45	616	20,796
YEKÛN Total	E	148,579	75,834	69,725	2,520	417	83	8,763	13,691	14,170	15,740	27,300	42,191	15,141	8,088	3,303	192	16,109	132,470
	H K F	187,922	71,764	82,932	31,463	1,653	110	6,302	11,923	14,522	13,943	27,738	72,084	26,994	8,864	5,193	359	2,916	185,006
Umumî yekûn Total général		336,501	147,598	152,657	33,983	2,070	193	15,065	25,614	28,692	29,683	55,038	114,275	42,135	16,952	8,496	551	19,025	317,476
VİLAYET: SİNOP																			
Sinop	E	15,615	9,048	6,288	240	37	3	990	1,449	1,587	1,942	3,056	4,536	1,277	490	277	12	2,446	13,170
	H K F	16,967	7,850	6,515	2,489	109	4	672	1,228	1,664	1,651	2,870	6,194	1,900	460	316	12	669	16,298
Ayancık	E	19,653	11,009	8,402	211	19	12	1,414	2,090	2,253	2,447	3,662	4,737	1,781	802	433	34	1,091	18,562
	H K F	24,416	10,298	10,803	3,148	144	23	1,040	1,718	2,201	2,131	3,706	9,140	2,999	830	584	57	95	24,321

KADRO I
CADRE

Nüfusun halimedeni, yaş grupları ve tahsil itibarile inkısamı
Répartition de la population d'après l'état civil, groupes d'âges et l'instruction.
VİLÂYET : SİNOP (Mabat - Suite)

KAZALAR Cazas	Cinsiyet Sexes	Nüfusu mevcude Population présente	HALİMEDENİ Etat civil					YAŞ GRUPLARI — Groupes d'âges											Okumak bilen ve bilmeyen Sachai lire	
			Bekâr Célibataires	Evli Mariés	Düğünlü Veufs	Boş Divorcés	Mec-hul Inconnus	1 Yaşından küçük Moins de 1 an	1-2	3-6	7-12	13-19	20-45	46-60	61-70	71 ve +	Yaşı meç-hul Age inconnu	Bilen Oui	Bilmeyen Non	
Boyabat	E	27,468	15,016	12,005	385	44	18	1,736	2,687	3,402	3,249	4,685	7,502	2,551	1,167	450	39	1,462	26,00	
	H K F	32,308	13,450	14,367	4,251	224	16	1,311	2,213	3,165	2,704	4,758	12,338	3,965	1,247	581	26	242	32,06	
Gerze	E	15,449	8,534	6,651	227	33	4	842	1,600	1,644	2,116	2,911	3,855	1,452	671	331	27	1,079	14,37	
	H K F	18,088	7,712	7,786	2,467	90	33	650	1,436	1,757	1,762	2,730	6,347	2,234	661	435	76	255	17,83	
YEKÜN Total	E	78,186	43,607	33,346	1,063	133	37	4,982	7,826	8,886	9,754	14,314	20,630	7,061	3,130	1,491	112	6,078	72,10	
	H K F	91,779	39,310	39,471	12,355	567	76	3,673	6,595	8,787	8,248	14,064	34,019	11,098	3,198	1,928	171	1,261	90,51	
Umumî yekün Total général		169,965	82,917	72,817	13,418	700	113	8,655	14,421	17,673	18,002	28,378	54,649	18,159	6,328	3,417	283	7,339	162,62	

VİLÂYET : SAMSUN

Samsun	Şehir Ville	E	17,627	8,814	8,491	272	46	4	576	736	1,077	1,328	3,172	8,704	1,581	354	82	17	6,026	11,601
		H K F	12,745	5,298	5,218	2,055	168	6	452	708	1,130	1,075	2,090	5,388	1,353	371	162	16	2,307	10,438
Samsun	Köyler Villages	E	21,470	11,828	9,229	385	20	8	1,291	2,406	2,259	2,559	4,350	6,168	1,606	565	239	27	1,548	19,922
		H K F	24,201	9,816	10,228	4,026	119	12	919	1,944	2,308	1,859	3,724	9,619	2,665	741	396	26	102	24,099
Samsun	Yekün Total	E	39,097	20,642	17,720	657	66	12	1,867	3,142	3,336	3,887	7,522	14,872	3,187	919	321	44	7,574	31,523
		H K F	36,946	15,114	15,446	6,081	287	18	1,371	2,652	3,438	2,934	5,814	15,007	4,018	1,112	558	42	2,409	34,537
Bafra	E	28,173	16,069	11,643	407	51	3	2,171	2,778	2,767	3,654	5,209	8,529	1,834	904	309	18	2,851	25,322	
		H K F	30,462	13,059	12,635	4,545	211	12	1,372	2,250	3,136	2,497	4,797	11,868	3,159	912	440	31	616	29,846
Çarşamba	E	20,995	12,273	8,405	265	47	5	1,532	1,771	2,253	2,853	4,999	5,831	1,154	368	227	7	2,077	18,918	
		H K F	24,363	10,734	9,711	3,666	241	11	1,116	1,799	2,239	2,193	4,354	9,663	2,133	515	333	18	335	24,028

KADRO I
CADRE

Nüfusun halimedeni, yaş grupları ve tahsil itibarıyla inkısamı
Répartition de la population d'après l'état civil, groupes d'âges et l'instruction.
VİLİYET : SAMSUN (Mabat - Suite)

KAZALAR Cazas	Clas- yet Seres	Nüfus mevcu- de Population présente	HALİMEDENİ Etat civil						YAŞ GRUPLARI — Groupes d'âges										Okumak bilen ve bilmeyen Sachant lire	
			Bekâr Céli- ba- taires	Evli Ma- riés	Dul Veufs	Boş Di vor- cés	Mec- hul incon- nu	1 Ya- şından küçük Moins de 1 an	1ve2 et	3-6	7-12	13-19	20-45	46-60	61-70	71ve+ et	yaşı mec- hul Age incon- nu	Bilen Oui	Bilme- yen Non	
Havza	E H K F	18,000	9,955	7,732	275	31	7	1,273	1,976	1,862	2,019	3,078	5,474	1,388	611	303	16	1,499	16,501	
	K F	20,010	8,081	8,678	3,163	81	7	941	1,528	1,812	1,609	2,722	7,970	2,350	642	418	18	290	19,720	
Terme	E H K F	9,823	5,873	3,849	83	14	4	562	1,142	1,033	1,387	2,235	2,759	457	157	82	9	622	9,201	
	K F	11,542	4,880	4,771	1,822	67	2	396	928	1,135	967	1,863	4,869	1,003	217	156	8	51	11,491	
Vezirköprü	E H K F	15,706	8,817	6,652	213	19	5	971	1,691	1,868	1,979	2,818	4,184	1,274	669	244	8	1,084	14,622	
	K F	18,948	7,827	7,900	3,086	132	3	683	1,319	1,810	1,646	2,607	7,571	2,223	674	398	17	76	18,872	
YEKÜN Total	E H K F	131,794	73,629	56,001	1,900	228	36	8,376	12,500	13,119	15,779	25,861	41,649	9,294	3,628	1,486	102	15,707	116,087	
	K F	142,271	59,695	59,141	22,363	1,019	53	5,879	10,476	13,570	11,846	22,157	56,948	14,886	4,072	2,303	134	3,777	138,494	
Ümumî yekün Total général		274,065	133,324	115,142	24,263	1,247	89	14,255	22,976	26,689	27,625	48,018	98,597	24,180	7,700	3,789	236	19,484	254,581	

VİLİYET : ORDU

Ordu	E H K F	51,085	30,395	20,043	543	82	22	3,374	6,123	5,924	7,038	10,397	12,668	3,092	1,610	741	118	4,813	46,272
	K F	62,814	27,348	24,913	10,055	469	29	2,212	4,972	6,152	5,231	10,592	24,487	6,209	1,851	945	163	741	62,078
Fatsa	E H K F	17,116	9,740	7,148	201	21	6	1,730	1,534	1,632	2,334	3,864	3,968	1,038	670	329	17	1,009	16,107
	K F	20,994	8,688	8,803	3,353	146	4	993	1,315	1,890	1,701	3,897	7,972	2,161	687	363	15	163	20,831
Ünye	E H K F	22,135	13,172	8,682	231	30	20	1,866	2,272	2,086	3,235	5,059	5,407	1,225	649	317	19	1,377	20,758
	K F	28,210	11,697	11,077	5,202	189	45	1,137	1,820	2,430	2,360	5,008	11,046	2,983	880	515	31	298	27,912

KADRO I
CADRE

Nüfusun halimedeni, yaş grupları ve tahsil itibarile inkisamı
Répartition de la population d'après l'état civil, groupes d'âges et l'instruction.
VİLÂYET : ORDU (Mabat - Suite)

KAZALAR Cazas	Cinsiyet Sexes	Nüfusun mevcud- de Population présente	HALİMEDENİ Etat civil					YAŞ GRUPLARI — Groupes d'âges										Okumak b ve bilme Sachant lire	
			Bekâr Célib- itaires	Evli Ma- riés	Dul Veufs	Boş Di- vor- cés	Meç- hul Incon- nu	1 Ya- sından küçük Males de 1 an	1 ve 2	3-6	7-12	13-19	20-45	46-60	61-70	17 ve +	yaşı meç- hul Age incon- nu	Bilen Oui	Bil- y- N
YEKÜN Total	E H K F	90,336	53,307	35,873	975	133	48	6,970	9,929	9,642	12,607	19,320	22,043	5,355	2,929	1,387	154	7,199	83,
		112,018	47,733	44,793	18,610	804	78	4,342	8,107	10,472	9,292	19,497	43,505	11,353	3,418	1,823	209	1,202	110,
Umumî Yekün Total général		202,354	101,040	89,666	19,585	937	126	11,312	18,036	20,114	21,899	38,817	65,548	16,703	6,347	3,210	363	8,401	193,

VİLÂYET : GİRESUN

Gire- sun	Şehir Ville	E H K F	6,570	3,140	3,342	68	18	2	223	354	440	481	1,158	3,136	576	140	56	6	2,311	4,2
		K F	5,244	2,231	2,093	854	65	1	202	343	435	436	882	2,204	523	152	64	3	540	4,7
Gire- sun	Köyler Villages	E H K F	37,156	21,211	15,580	304	45	16	2,931	4,452	3,763	3,292	7,844	10,701	2,132	1,191	588	262	2,623	34,5
		K F	44,038	18,239	19,384	6,168	234	13	2,040	3,835	4,349	2,449	7,489	17,123	4,411	1,345	763	234	118	43,9
Görece	Yekün Total	E H K F	43,726	24,351	18,922	372	63	18	3,154	4,806	4,203	3,773	9,002	13,837	2,708	1,331	644	268	4,934	38,7
		K F	49,282	20,470	21,477	7,022	299	14	2,242	4,178	4,784	2,885	8,371	19,327	4,934	1,497	827	237	658	48,6
Tirebolu	Yekün Total	E H K F	16,704	9,715	6,569	370	46	4	1,184	1,588	1,969	1,727	3,528	4,791	1,223	432	248	14	1,961	14,7
		K F	20,260	8,467	8,700	2,795	297	1	753	1,537	1,912	1,288	3,604	8,119	2,129	543	352	23	70	20,19
YEKÜN Total	E H K F	76,175	42,655	32,470	885	140	25	5,518	8,262	7,743	7,064	15,618	23,340	5,077	2,158	1,086	309	8,167	68,00	
		88,858	36,320	38,768	12,965	788	17	3,736	7,420	8,528	5,357	14,870	35,557	9,140	2,502	1,463	285	914	87,94	
Umumî yekün Total général		165,033	78,975	71,238	13,850	928	42	9,254	15,682	16,271	12,421	30,438	58,897	14,217	4,660	2,549	594	9,081	155,95	

Nüfusun halimedeni, yaş grupları ve tahsil itibarı ile inkişarı
Répartition de la population d'après l'état civil, groupes d'âges et l'instruction.

KADRO I
CADRE

VİLAYET TRABZON

KAZALAR Cazas	Clas- yet Series	Nüfusu mevcu- de Population présente	HALİMEDENİ Etat civil					YAŞ GRUPLARI — Groupes d'âges										Okumak bilen ve bilmeyen Sachant lire		
			Bekâr Céli- ba- taires	Evli Ma- riés	Dul Veufs	Boş Di- vor- cés	Meç- hul Incon- nu	1 Ya- şından küçük Moins de 1 an	1 ^{ve} 2	3-6	7-12	13-19	20-45	46-60	61-70	17 ^{ve} et +	yaşı meç- hul Age incon- nu	Bilen Oui	Bilme- yen Non	
Tra- bzon	Şehir Ville	E H K F	13,518	7,211	6,154	126	24	3	483	809	1,118	1,135	2,500	5,956	1,110	302	102	3	4,519	8,999
		K F	11,069	4,862	4,170	1,966	65	6	417	803	1,041	878	1,822	4,360	1,197	348	196	7	1,190	9,879
	Köyler Villages	E H K F	16,474	9,705	6,617	139	10	3	1,343	2,247	2,111	1,999	3,010	4,246	889	399	188	42	1,114	15,360
		K F	19,624	8,592	8,047	2,944	39	2	738	1,853	2,441	1,536	3,113	7,305	1,831	501	254	52	67	19,557
	Yekün Total	E H K F	29,992	16,916	12,771	265	34	6	1,826	3,056	3,229	3,134	5,510	10,202	1,999	701	290	45	5,633	24,359
K F		30,693	13,454	12,217	4,910	104	8	1,155	2,656	3,482	2,414	4,935	11,665	3,028	849	450	59	1,257	29,436	
Akçaabat	E H K F	19,033	10,538	8,277	188	23	7	1,838	2,345	2,236	1,913	3,629	5,127	1,243	460	222	20	1,580	17,453	
	K F	22,504	9,703	9,671	3,050	71	9	1,006	1,916	3,087	1,651	3,388	8,372	2,127	577	368	12	97	22,407	
Maçka	E H K F	8,824	4,900	3,798	117	9	—	837	936	1,119	1,134	1,365	2,519	525	270	112	7	791	8,033	
	K F	10,412	4,525	4,263	1,566	55	3	540	796	1,227	957	1,716	3,620	986	373	194	3	24	10,388	
Of	E H K F	26,985	15,469	11,224	235	55	2	2,563	2,978	3,700	3,557	4,009	6,484	2,048	1,022	587	37	2,343	24,642	
	K F	36,573	14,259	15,858	6,046	401	9	1,510	2,346	3,823	2,725	5,540	13,994	4,235	1,397	961	42	83	36,490	
Sürmene	E H K F	24,774	14,996	9,479	265	29	5	2,062	3,649	3,583	3,410	3,812	5,614	1,431	592	562	59	2,167	22,607	
	K F	32,870	13,897	13,414	5,317	234	8	1,007	2,675	3,778	3,000	4,917	12,380	3,559	915	586	53	70	32,800	
Vakfikebir	E H K F	21,318	12,418	8,593	252	35	20	1,930	2,850	2,729	2,670	3,047	5,499	1,354	716	478	45	1,859	19,459	
	K F	26,325	11,377	10,486	4,179	273	10	1,052	2,286	3,078	2,134	3,941	9,623	2,624	940	613	34	66	26,259	
YEKÜN Total	E H K F	130,926	75,237	54,142	1,322	185	40	11,056	15,814	16,596	15,818	21,372	35,445	8,600	3,761	2,251	213	14,373	116,553	
	K F	159,377	67,215	65,909	25,068	1,138	47	6,270	12,675	18,475	12,881	24,437	59,654	16,559	5,051	3,172	203	1,597	157,780	
Umumi yekün Total général		290,303	142,452	120,051	26,390	1,323	87	17,326	28,489	35,071	28,699	45,809	95,099	25,159	8,812	5,423	416	15,970	274,333	

KADRO I
CADRE

Nüfusun halîmedeni, yaş grupları ve tahsil itibarıyla inkişafı
Répartition de la population d'après l'état civil, groupes d'âges et l'instruction.
VİLÂYET : RİZE

KAZALAR Cazas	Cinsiyet Sexes	Nüfus mevcudünde Population présente	HALİMEDENİ Etat civil					YAŞ GRUPLARI — Groupes d'âges										Okumak bilen ve bilmeyen Sachant lire		
			Bekâr Célibataires	Evli Mariés	Dul Veufs	Boş Divorcés	Meçhul Inconnus	1 Yaşından küçük Moins de 1 an	1 ve 2	3-6	7-12	13-19	20-45	46-60	61-70	71 ve +	yaşı meçhul Age inconnu	Bilen Oul	Bilmeyen Non	
Rize	Şehir Ville	E H K F	6,874	3,868	2,913	76	15	2	318	592	727	823	999	2,638	550	134	89	4	2,087	4,782
		K F	7,007	3,303	2,342	1,291	68	3	224	507	703	716	1,160	2,602	748	198	145	4	314	6,693
	Köyler Villages	E H K F	34,583	22,492	11,551	459	75	6	2,519	4,450	5,108	5,704	5,556	6,945	2,207	1,197	864	33	4,053	30,530
		K F	50,564	20,161	18,990	10,807	595	11	1,323	3,087	4,645	4,724	7,984	19,910	5,751	1,805	1,296	39	81	50,483
Yekûn Total	E H K F	41,457	26,360	14,464	535	90	8	2,837	5,042	5,835	6,527	6,555	9,583	2,757	1,331	953	37	6,140	35,317	
	K F	57,571	23,464	21,332	12,098	663	14	1,547	3,594	5,348	5,440	9,144	22,512	6,499	2,003	1,441	43	395	57,176	
Pazar (Atine)	E H K F	16,301	10,188	5,685	380	42	6	1,348	1,824	2,169	2,898	2,324	3,646	1,098	558	387	49	3,296	13,005	
		25,248	10,284	9,440	5,265	250	9	800	1,512	2,284	2,220	3,856	10,055	2,934	841	672	74	131	25,117	
Hopa	E H K F	14,613	9,018	5,355	196	44	—	1,046	1,616	1,873	1,969	2,480	3,705	1,178	485	236	25	3,702	10,911	
		16,467	6,774	6,438	3,089	159	7	644	1,334	1,941	1,496	2,425	6,090	1,614	567	323	33	377	16,090	
YEKÛN Total	E H K F	72,371	45,566	25,504	1,111	176	14	5,231	8,482	9,877	11,394	11,359	16,934	5,033	2,374	1,576	111	13,138	59,233	
		99,286	40,522	37,210	20,452	1,072	30	2,991	6,440	9,573	9,156	15,425	38,657	11,047	3,411	2,436	150	903	98,383	
Umumi yekûn Total général		171,657	86,088	62,714	21,563	1,249	44	8,222	14,922	19,450	20,550	26,784	55,591	16,080	5,785	4,012	261	14,041	157,616	
VİLÂYET : ARTVİN																				
Artvin	E H K F	19,099	10,541	8,148	382	17	11	1,007	1,488	2,196	2,454	3,082	5,840	1,833	782	368	49	2,387	16,712	
		16,223	7,555	7,032	1,589	38	9	822	1,306	2,091	1,792	1,909	5,803	1,578	578	311	33	221	16,002	
Şavşet	E H K F	13,989	8,252	5,515	195	17	10	850	844	1,298	2,491	2,352	3,870	1,196	648	420	20	469	13,520	
		14,365	7,266	5,781	1,267	36	15	825	879	1,197	2,320	2,200	4,406	1,415	661	430	32	29	14,336	

Nüfusun halimedeni, yaş grupları ve tahsil itibarı ile inkişamı
Répartition de la population d'après l'état civil, groupes d'âges et l'instruction
VİLÂYET : ARTVİN (Mabat - Suite)

KADRO I
CADRE

KAZALAR Cazas	Cinsiyet Sexes	Nüfusu mevcudde Population présente	HALİMEDENİ Etat civil					YAŞ GRUPLARI — Groupes d'âges										Okumak bilen ve bilmeyen Sachant lire	
			Bekâr Célibataires	Evli Mariés	Dul Veufs	Boş Divorcés	Mec-hul Inconnu	1 Yaşından küçük Moins de 1 an	1 ^{ve} et 2	3-6	7-12	13-19	20-45	46-60	61-70	71 ^{ve} et +	Yaşı me-hul Age inconnu	Bilen Oui	Bilmeyen Non
Yusufeli	E	11,444	6,512	4,691	230	7	4	722	1,128	1,506	1,485	1,875	2,981	1,047	460	184	56	870	10,574
	H	14,946	5,946	6,213	2,699	83	5	454	913	1,442	1,343	1,977	6,117	1,782	576	288	54	31	14,915
YEKÜN Total	E	44,532	25,305	18,354	807	41	25	2,579	3,460	5,000	6,430	7,309	12,691	4,076	1,890	972	125	3,726	40,806
	H	45,534	20,767	19,026	5,555	157	29	2,101	3,098	4,730	5,455	6,086	16,326	4,775	1,815	1,029	119	281	45,253
Umumi yekün Total général		90,066	46,072	37,380	6,362	198	54	4,680	6,558	9,730	11,885	13,395	29,017	8,851	3,705	2,001	244	4,007	86,059

1

2

3

4

5

[The main body of the page contains extremely faint and illegible text, likely bleed-through from the reverse side of the paper. The text is scattered across the page and does not form any recognizable words or sentences.]

Kadro II

CADRE

NÜFUSUN MESLEKLER İTİBARİLE İNKISAMI

RÉPARTITION DE LA POPULATION
D'APRÈS LES PROFESSIONS.

C. — KARADENİZ SAHİL VİLÂYETLERİ

VILAYETS DE LA CÔTE DE LA MER NOIRE

Kocaeli	Kodjaeli	Ordu	Ordou
Zonguldak	Zongouldak	Giresun	Kerassunde
Kastamonu	Kastamonou	Trabzon	Trebizonde
Sinop	Sinop	Rize	Rizé
Samsun	Samsoun	Artvin	Artvin

KADRO II
CADRE

Nüfusun meslekler itibarıyla inkısamı
Répartition de la population d'après les professions
VİLİYET : KOCAELİ

KAZALAR Cazas	Clus- yet Kazas	MESLEKLER — Professions										Mesleksiz veya meslek meçhul Sans profession ou profession inconnue	
		Zirai agri- coles	Sınai indus- triel- les	Ticari com- merci- ales	Ser- best libé- rales	Memur Fonc- tion- naires	Hakimler Magis- trature	Ordu Armée	P.T.T P.T.T	Muh- tefif diver- ses	Meslekler yekünü Total des professions		
İzmit	Şehir Ville	E	1,481	662	766	84	407	34	2,713	102	320	6,569	2,608
		H	173	30	12	13	8	—	—	—	12	248	5,790
	Köyler Villages	K	10,639	195	96	105	44	—	30	20	55	11,184	8,525
		F	5,696	52	34	9	1	—	—	—	6	5,798	15,163
	Yekün Total	E	12,120	857	862	189	451	34	2,743	122	375	17,753	11,133
		H	5,869	82	46	22	9	—	—	—	18	6,046	20,953
Adapazarı	Şehir Ville	E	2,196	1,500	1,521	114	212	49	978	70	220	6,860	4,407
		H	393	62	30	25	3	—	—	—	18	531	10,736
	Köyler Villages	K	15,528	468	370	161	75	4	15	33	115	16,769	12,514
		F	12,224	43	15	10	1	—	—	—	3	12,296	18,980
	Yekün Total	E	17,724	1,968	1,891	275	287	53	993	103	335	23,629	16,921
		H	12,617	105	45	35	4	—	—	—	21	12,827	29,716
Gebze	Şehir Ville	E	2,006	361	285	60	159	6	1,479	38	82	4,476	9,489
		H	201	8	—	8	—	—	—	—	1	218	11,818
Geyve	Şehir Ville	E	7,493	378	299	119	97	15	39	39	144	8,623	5,797
		H	7,813	32	20	7	3	—	—	—	4	7,879	8,347
Hendek	Şehir Ville	E	5,693	375	231	63	90	6	51	—	78	6,587	5,378
		H	5,380	22	2	3	1	—	—	—	19	5,427	7,181
Kandıra	Şehir Ville	E	10,265	286	235	79	75	5	35	9	50	11,039	8,157
		H	9,279	38	4	5	—	—	—	—	9	9,335	12,552

KADRO
CADRE II

Nüfusun meslekler itibarıyla inkişafı
Répartition de la population d'après les professions
VİLAYET : KOCAELİ (Mabat - Suite)

KAZALAR Cazas	Cinsiyet Sexes	MESLEKLER — Professions										Mesleksiz veya mesleki meçhul Sans profession ou profession Inconnue
		Zirai agri- coles	Sinai indus- triell- les	Ticari com- merci- ales	Ser- best libé- rales	Memur Fonc- tion- naires	Hakimler Magis- trature	Ordu Armée	P.T.T P.T.T	Muh- telif diver- ses	Meslekler yekünü Total des professions	
Karamursal	E	6,049	303	239	107	119	11	158	7	284	7,277	5,107
	K	3,083	3	5	7	—	—	—	1	4	3,103	9,832
YEKÜN Total	E	61,350	4,528	4,042	892	1,278	130	5,498	318	1,348	79,384	61,982
	K	44,242	290	122	87	17	—	—	1	76	44,835	100,399
Umumi yekün Total général		105,592	4,818	4,164	979	1,295	130	5,498	319	1,424	124,219	162,381

VİLAYET : ZONGULDAK

Zonguldak	Şehir Ville	E	3,745	881	632	105	199	33	834	78	237	6,744	1,756
		K	133	14	9	24	5	—	—	—	15	200	3,247
Zonguldak	Köyler Villages	E	9,373	388	237	81	44	—	21	13	106	10,263	6,824
		K	6,513	10	2	3	—	—	—	—	1	6,529	9,695
Zonguldak	Yekün Total	E	13,118	1,269	869	186	243	33	855	91	343	17,007	8,580
		K	6,646	24	11	27	5	—	—	—	16	6,729	12,942
Bartın		E	15,188	1,182	730	135	142	34	128	18	170	17,727	11,720
		K	18,212	51	14	10	3	1	—	—	6	18,297	16,386
Devrek		E	13,635	506	234	56	92	7	31	8	41	14,610	11,742
		K	17,837	30	1	6	—	—	—	—	—	17,874	13,070
Ereğli		E	8,806	806	419	141	175	9	29	14	385	10,784	9,326
		K	8,019	5	7	5	1	1	—	—	14	8,052	14,961

KADRO II
CADRE

Nüfusun meslekler itibarile inkısamı
Répartition de la population d'après les professions
VİLAYET : ZONGULDAK (Mabat - Suite)

KAZALAR Cazas	Cinsi- yet Sexes	MESLEKLER — Professions										Meslekli veya mesli meçhul
		Zirai agri- coles	Sinai indus- triél- les.	Ticari com- merci- ales	Ser- best libé- rales	Memur Fonc- tion- naires	Hakimler Magis- trature	Ordu Armée	P.T.T P.T.T	Muh- telif diver- ses	Meslekler Yekûnu Total des professions	Sans profes- sion ou profes- sion inconnue
Safranbolu	E	12,178	778	539	79	136	12	39	9	83	13,853	12,01
	H K F	12,336	23	51	9	4	—	—	—	2	12,425	20,80
YEKÛN Total	E	62,925	4,541	2,791	597	788	95	1,082	140	1,022	73,981	53,38
	H K F	63,050	133	84	57	13	2	—	—	38	63,377	78,16
Umumi yekûn Total général		125,975	4,674	2,875	654	801	97	1,082	140	1,060	137,358	131,55

VİLAYET KASTAMONU

Kastamonu	Şehir Ville	E	618	1,173	898	92	346	39	1,393	24	199	4,782	2,626
		H K F	299	221	7	29	7	2	—	2	102	669	6,513
Kastamonu	Köyler Villages	E	12,923	241	103	67	44	2	17	—	69	13,466	7,676
		H K F	13,181	55	6	—	1	—	—	—	37	13,280	14,105
Kastamonu	Yekûn Total	E	13,541	1,414	1,001	159	390	41	1,410	24	268	18,248	10,302
		H K F	13,480	276	13	29	8	2	—	2	139	13,949	20,618
Araç		E	9,525	134	81	47	74	4	44	5	36	9,950	6,708
		H K F	13,669	12	—	3	1	—	—	—	—	13,685	8,160
Cide		E	8,911	281	94	38	74	2	26	3	80	9,509	6,748
		H K F	12,346	4	3	3	1	—	—	—	1	12,358	7,606
Daday		E	10,167	185	84	32	62	4	28	2	110	10,674	6,545
		H K F	13,825	40	2	5	2	—	—	—	27	13,901	9,364

KADRO II
DADRE

Nüfusun meslekler itibarile inkısamı
Répartition de la population d'après les professions
VİLAYET : KASTAMONU (Mabat - Suite)

KAZALAR Cazas	Clasifi- yet Sexes	MESLEKLER — Professions										Mesleksiz veya mesleki meçhul
		Zirai Agri- coles	Sınai indus- triyel- les	Ticari com- merci- ales	Ser- best libé- rales	Memur Fonc- tion- naires	Hakimler Magis- trature	Ordu Armée	P.T.T P.T.T	Muh- telif diver- ses	Meslekler yekünü Total des professions	Sans profession ou profession inconnue
İnebolu	E	7.514	641	766	134	176	19	259	20	825	10,354	10,432
	H K F	7,204	14	9	15	—	—	—	—	21	7,263	19,264
Güre	E	6,046	149	302	30	57	2	22	2	20	6,630	4,243
	H K F	5,227	2	10	4	1	—	—	—	7	5,251	8,571
Taşköprü	E	11,186	339	218	32	84	6	46	4	99	12,014	8,877
	H K F	12,049	7	—	4	1	1	—	1	43	13,106	14,414
Tosya	E	8,573	973	342	77	89	6	38	11	103	10,212	7,133
	H K F	10,556	313	5	16	2	—	—	—	16	10,908	10,504
YEKÜN Total	E	75,463	4,116	2,888	549	1,006	84	1,873	71	1,541	87,591	60,988
	H K F	88,356	668	42	79	16	3	—	3	254	89,421	98,501
Umumi yekün Total général		163,819	4,784	2,930	628	1,022	87	1,873	74	1,795	177,012	159,489
VİLAYET : SINOP												
Sinop	E	7,687	453	326	67	259	16	14	3	176	9,001	6,615
	H K F	7,762	63	3	9	6	—	—	—	6	7,849	9,118
Ayancık	E	11,537	119	128	30	83	2	6	2	47	11,954	7,699
	H K F	16,930	13	—	4	1	—	—	—	—	16,948	7,468

KADRO II
CADRE

Nüfusun meslekler itibarıyla inkısamı
Répartition de la population d'après les professions
VİLİYET : SİNOP (Mabat - Suite)

KAZALAR Cazas	Cinsiyet Sexes	MESLEKLER — Professions										Meslekstiz veya meslek meçhul
		Zirai agri- coles	Sınai indus- tri- elles	Ticari com- merci- ales	Ser- best libé- rales	Memur Fonc- tion- naires	Hakimler Magis- trature	Ordu Armée	P.T.T P.T.T	Muh- telif diver- ses	Meslekler yekünü Total des professions	Sans professi- on profession inconnue
Boyabat	E	14,945	399	242	76	70	11	40	9	87	15,879	11,589
	H	18,901	126	—	8	5	—	—	—	8	19,048	13,260
	F	8,857	253	171	52	75	7	24	7	57	9,503	5,946
Gerze	E	10,559	11	59	11	10	—	—	—	2	10,652	7,435
	H	43,026	1,224	867	225	487	36	84	21	367	46,337	31,849
YEKÜN Total	E	54,152	213	62	32	22	—	—	—	16	54,497	37,282
	H	97,178	1,437	929	257	509	36	84	21	383	100,834	69,131
Umumi yekün Total général												
VİLİYET : SAMSUN												
Samsun	E	4,115	1,842	2,486	231	589	68	1,619	301	1,176	12,427	5,200
	H	1,274	92	36	72	11	2	—	4	145	1,636	11,109
	F	11,480	223	203	79	20	1	22	188	185	12,401	9,069
Köyler Villages	E	13,260	15	41	1	—	—	—	—	7	13,324	10,877
	H	15,595	2,065	2,689	310	609	69	1,641	489	1,361	24,828	14,269
Yekün Total	E	14,534	107	77	73	11	2	—	4	152	14,960	21,986
	H	13,607	874	645	142	158	18	42	7	294	15,787	12,386
Bafra	E	13,977	69	20	9	—	—	—	—	18	14,093	16,369
	H	10,558	466	380	53	128	8	50	18	80	11,741	9,254
Çarşamba	E	11,648	14	15	3	8	—	—	—	12	11,700	12,663
	H											

KADRO II
CADRE

Nüfusun meslekler itibarile inkisamı
Répartition de la population d'après les professions
VİLÂYET : SAMSUN (Mabat-Suite)

KAZALAR Cazas	Cinsiyet Sexes	MESLEKLER — Professions										Mesleksiz veya mesleki meçul Sans profession ou profession Inconnue
		Zirai agri- cotes	Sinai indus- triel- les	Ticari com- merci- ales	Ser- best libé- rales	Memur Fonc- tion- naires	Hakimler Magis- trature	Ordu Armée	P.T.T P.T.T	Muh- telif diver- ses	Meslekler yekûnu Total des professions	
Havza	E	8,438	319	407	85	84	7	45	52	59	9,496	8,504
	K	8,864	96	8	4	2	—	—	—	1	8,975	11,035
Terme	E	5,070	42	52	30	44	2	53	—	73	5,366	4,457
	K	5,525	1	3	2	—	—	—	—	—	5,531	6,011
Vezirköprü	E	7,055	513	375	95	44	12	41	2	82	8,219	7,487
	K	6,631	49	12	1	—	1	—	—	11	6,705	12,243
YEKÜN Total	E	60,323	4,279	4,548	715	1,067	116	1,872	568	1,949	75,437	56,357
	K	61,179	336	135	92	21	3	—	4	194	61,964	80,307
Umumi yekün Total général		121,502	4,615	4,683	807	1,088	119	1,872	572	2,143	137,401	136,664

VİLÂYET : ORDU

Ordu	E	25,437	712	675	121	212	30	124	10	547	27,868	23,217
	K	38,467	58	46	26	15	2	—	1	80	38,695	24,119
Fatsa	E	8,705	203	234	41	61	5	38	2	87	9,376	7,740
	K	9,761	5	3	4	—	—	—	—	—	9,773	11,221
Ünye	E	11,662	336	311	50	87	20	61	8	110	12,645	9,490
	K	17,485	41	9	9	1	—	—	—	7	17,552	10,658

KAZALAR Cazas	Cinsiyet Sexe	MESLEKLER — Professions										Mesleksiz veya meslek meçhul Sans profession ou profession inconnue
		Zirai agri- coles	Sinai indus- trielles	Ticari com- merciales	Ser- best- libé- rales	Memur Fonc- tion- naires	Hakimler Magis- trature	Ordu Armée	P.T.T P.T.T	Muh- telif diver- ses	Meslekler yekünü Total des professions	
YEKŪN Total	E	45,804	1,251	1,220	212	360	55	223	20	744	43,889	40,447
	H	65,713	104	58	39	16	2	—	1	87	66,020	45,998
	K F											
Umumî yekün Total général		111,517	1,355	1,278	251	376	57	223	21	831	115,909	86,445
VİLÂYET : GİRESUN												
Giresun	E	981	729	921	88	253	32	577	18	767	4,366	2,204
	H	632	34	24	15	2	—	—	—	27	734	4,510
	K F											
Görece	E	18,877	253	290	93	83	3	13	—	593	20,205	16,951
	H	20,465	6	16	—	1	—	—	—	71	20,559	23,479
	K F											
Tirebolu	E	19,858	982	1,211	181	336	35	590	18	1,360	24,571	19,155
	H	21,097	40	40	15	3	—	—	—	98	21,293	27,989
	K F											
YEKŪN Total	E	8,175	275	224	31	104	2	18	1	277	9,107	7,597
	H	12,483	17	3	7	1	—	—	—	8	12,519	7,741
	K F											
Umumî yekün Total général	E	8,198	214	300	46	84	3	35	3	186	9,069	6,676
	H	12,220	5	3	6	—	—	—	—	1	12,235	7,081
	K F											
YEKŪN Total	E	36,231	1,471	1,735	258	524	40	643	22	1,823	42,747	33,428
	H	45,800	62	46	28	4	—	—	—	107	46,047	42,811
	K F											
Umumî yekün Total général		82,031	1,533	1,781	286	528	40	643	22	1,930	88,794	76,239

KADRO II
CADRE

Nüfusun meslekler itibarıyla inkısaamı
Répartition de la population d'après les professions
VİLAYET : TRABZON

KAZALAR Cazas	Clasi- yet Sexes	MESLEKLER — Professions										Mesleksiz veya mesleki meçhul Sans profession ou profession inconnue
		Zirai agri- coles	Sinai indus- triell- les	Ticari com- merci- ales	Ser- best libé- rales	Memur Fonc- tion- naires	Hakimler Magis- trature	Ordu Armée	P.T.T P.T.T	Muhtelif diver- ses	Meslekler yekünü Total des professions	
Trabzon	E	1,460	1,615	1,746	165	614	120	1,655	42	858	8,275	5,243
	H											
	K	339	51	23	49	8	1	—	—	52	523	10,546
	F											
Akçaabat	E	6,678	122	114	49	21	5	15	4	92	7,100	9,374
	H											
	K	5,043	9	—	1	—	—	—	—	32	5,085	14,539
	F											
Maçka	E	8,138	1,737	1,860	214	635	125	1,670	46	950	15,375	14,617
	H											
	K	5,382	60	23	50	8	1	—	—	84	5,608	25,085
	F											
Of	E	9,631	122	219	63	115	4	5	—	225	10,384	8,649
	H											
	K	13,008	5	3	—	3	—	—	—	43	13,062	9,442
	F											
Sürmene	E	3,564	229	102	33	32	5	420	2	58	4,445	4,379
	H											
	K	5,339	3	3	1	—	—	—	—	—	5,346	5,066
	F											
Vakfikebir	E	11,984	149	108	129	43	9	46	5	70	12,543	14,442
	H											
	K	19,851	8	3	10	—	—	—	—	2	19,874	16,699
	F											
YEKÜN Total	E	7,903	396	385	114	91	17	4	5	519	9,434	15,340
	H											
	K	11,611	8	5	2	—	2	—	—	11	11,639	21,231
	F											
Umumî yekün Total général	E	9,072	196	194	47	95	6	39	1	168	9,818	11,500
	H											
	K	13,685	10	3	—	1	—	—	—	1	13,700	12,625
	F											
Umumî yekün Total général	E	50,292	2,829	2,868	600	1,011	166	2,184	59	1,990	61,999	68,927
	H											
	K	68,876	94	40	63	12	3	—	—	141	69,229	90,148
	F											
Umumî yekün Total général	E	119,168	2,923	2,908	663	1,023	169	2,184	59	2,131	131,228	159,075
	H											
	K											
	F											

KADRO II
CADRE

Nüfusun meslekler itibarıyla inkişafı
Répartition de la population d'après les professions
VİLİYET : RİZE

KAZALAR Cazas	Cinsiyet Sexes	MESLEKLER — Professions										Mesleksiz veya meslek meçhul Sans profession ou profession inconnue	
		Zirai agri- coles	Sınai indus- tri- elles	Ticari com- merci- ales	Ser- best libé- rales	Memur Fonc- tion- naires	Hakimler Magis- trature	Ordu Armée	P.T.T P.T.T	Muh- telif diver- ses	Meslekler yekünü Total des professions		
Rize	Şehir Ville	E	625	410	460	35	254	13	1,136	14	424	3,371	3,503
		K	274	27	6	2	6	—	—	—	11	326	6,681
	Köyler Villages	E	10,211	585	292	225	6	6	112	3	687	12,128	22,455
		K	12,216	54	3	3	—	—	—	—	49	12,325	38,239
	Yekûn Total	E	10,836	996	752	260	260	19	1,248	17	1,111	15,499	25,958
		K	12,490	81	9	5	6	—	—	—	60	12,651	44,920
Pazar (Atine)	E	5,715	554	256	98	56	14	65	5	309	7,072	9,229	
	K	15,103	171	—	7	—	—	—	—	1	15,282	9,966	
Hopa	E	3,130	1,317	569	132	235	11	49	11	310	5,764	8,849	
	K	2,168	100	4	8	6	1	—	—	9	2,296	14,171	
YEKÛN Total	E	19,681	2,867	1,577	490	551	44	1,362	33	1,730	28,335	44,036	
	K	29,761	352	13	20	12	1	—	—	70	30,229	69,057	
Umumi yekûn Total général		49,442	3,219	1,590	510	563	45	1,362	33	1,800	58,564	113,093	


VİLİYET: ARTVIN

Artvin	E	8,143	540	390	137	158	26	608	11	296	10,309	8,790
	K	4,647	22	10	9	—	—	—	—	21	4,709	11,514
Şavşat	E	6,813	51	33	18	51	2	86	2	6	7,062	6,927
	K	4,446	—	11	2	1	—	—	—	9	4,469	9,896

KADRO II
CADRE

Nüfusun meslekler itibarile inkisamı
Répartition de la population d'après les professions
VİLÄYET : ARTVIN (Mabat - Suite)

KAZALAR Cazas	Cinsiyet Sexes	MESLEKLER — Professions										Mesleksiz veya mesleki meçhul Sans profession ou profession inconnue
		Zirai agri- coles	Sinai indus- triell- les	Ticari com- merci- ales	Ser- best libé- rales	Memur Fonc- tion- naires	Hakimler Magis- trature	Ordu Armée	P.T.T P.T.T	Muhtelif diver- ses	Meslekler yekûnu Total des professions	
Yusufeli	E	5,391	159	33	41	97	1	41	—	19	5,782	5,662
	H K F	7,564	15	3	1	—	—	—	—	—	7,583	7,363
YEKÛN Total	E	20,347	750	456	196	306	29	735	13	321	23,153	21,379
	H K F	16,657	37	24	12	1	—	—	—	30	16,761	28,773
Umumi yekûn Total général		37,004	787	480	208	307	29	735	13	351	39,814	50,152



Kadro III
CADRE

NÜFUSUN DİNLER VE MALULİYETLER
İTİBARİLE İNKISAMI

*RÉPARTITION DE LA POPULATION D'APRÈS
LES RELIGIONS — RELEVÉS DES INFIRMITÉS*

C. — KARADENİZ SAHİL VİLÂYETLERİ

VILAYETS DE LA CÔTE DE LA MER NOIRE

Kocaeli	<i>Kodjaeli</i>	Ordu	<i>Ordou</i>
Zonguldak	<i>Zongouldak</i>	Giresun	<i>Kerassunde</i>
Kastamonu	<i>Kastamonou</i>	Trabzon	<i>Trebizonde</i>
Sinop	<i>Sinop</i>	Rize	<i>Rizé</i>
Samsun	<i>Samsoun</i>	Artvin	<i>Artvin</i>

KADRO III
CADRE

Nüfusun dinler ve maluliyetler itibarıyla inkişafı
Répartition de la population d'après les religions — Relevé des infirmités
VİLAYET : KOCAELİ

KAZALAR	Cinsi- yet	DINLER — Religions									MALULİYETLER — Infirmités							
		İslam Mu- sul- mans	Kato- lik Catho- liques	Protis- tan Protes- tants	Orto- doks Ortho- doxes	Erme- ni Arme- niens	Hris- tiyan Chrè- tiens	Muse- vi Israë- lites	Sair dinler Autres religions	Dinsiz veya dini meçhul Religion incon- nue ou sans	Malu- liyet- siz Sans infirmité	Kör Aveu- gles	Sağır dilsiz Sourd- muets	Topal Estro- piés des inaptes	Çolak Man- chots	Kan- bur Bos- sus	Sarı malu- yetli Autres infirmités	
İzmit	Şehir Ville	E	9,154	3	18	2	—	—	—	—	—	9,021	10	12	35	12	2	85
		H	6,038	—	—	—	—	—	—	—	—	5,990	6	10	12	—	1	19
	Köyler Villages	K	19,708	1	—	—	—	—	—	—	—	19,269	20	30	145	58	6	181
		F	20,960	1	—	—	—	—	—	—	—	20,822	13	8	54	8	8	48
	Yekün Total	E	28,862	4	18	2	—	—	—	—	—	28,290	30	42	180	70	8	266
		H	26,998	1	—	—	—	—	—	—	—	26,812	19	18	66	8	9	67
Ada- pazarı	Şehir Ville	E	11,258	6	1	2	—	—	—	—	—	11,075	14	13	49	14	2	100
		H	11,264	2	1	—	—	—	—	—	—	11,183	8	8	31	—	4	33
	Köyler Villages	K	29,270	3	2	7	—	—	1	—	—	28,734	33	31	200	70	6	209
		F	31,276	—	—	—	—	—	—	—	—	31,123	17	19	57	7	4	49
	Yekün Total	E	40,528	9	3	9	—	—	1	—	—	39,809	47	44	249	84	8	309
		H	42,540	2	1	—	—	—	—	—	—	42,306	25	27	88	7	8	82
Gebze	Şehir Ville	E	13,964	—	—	—	—	—	—	1	—	13,716	11	27	64	28	2	117
		H	12,036	—	—	—	—	—	—	—	—	11,954	5	7	29	3	1	37
Geyve	Şehir Ville	E	14,418	—	—	—	—	—	1	1	—	14,185	19	9	53	37	4	113
		H	16,226	—	—	—	—	—	—	—	—	16,152	7	6	19	—	3	39
Hendek	Şehir Ville	E	11,955	—	1	9	—	—	—	—	—	11,723	13	29	83	28	4	85
		H	12,608	—	—	—	—	—	—	—	—	12,504	12	12	37	7	3	33
Kandıra	Şehir Ville	E	19,195	—	1	—	—	—	—	—	—	18,866	25	20	101	53	4	127
		H	21,879	—	—	—	—	5	3	—	—	21,772	13	4	60	9	2	27

KADRO III
CADRE

Nüfusun dinler ve maluliyetler itibarıyla tahsisi
Répartition de la population d'après les religions — Relevé des infirmités

VİLAYET: **KOCAELİ** (Mabat - Suite)

KAZALAR Cazas	Cinsiyet Sexes	DİNLER — Religions								MALULİYETLER — Infirmités							
		İslam Mu- sul- mans	Kato- lik Catho- liques	Protis- tan Protes- tants	Orto- doks Ortho- doxes	Erme- ni Armé- niens	Hiris- tiyan Chrê- tiens	Muse- vi Israé- lites	Sair dinler Autres religions	Dinsiz veya dini meçhul Religion incon- nue ou sans	Malu- liyet- siz Sans infirmité	Kör Aveu- gles	Sagır dilsiz Sourd- muets	Topal Estro- piés des jambes	Çolak Man- chots	Kan- bur Bos- sus	Sair maluli- yetler Autres infirmités
Karamursal	E	12,384	—	—	—	—	—	—	—	—	12,184	8	21	57	24	8	82
	H K F	12,935	—	—	—	—	—	—	—	—	12,898	5	5	11	2	—	14
YEKÜN Total	E	141,306	13	23	20	—	—	2	2	—	138,773	153	192	787	324	38	1,099
	H K F	145,222	3	1	—	—	5	3	—	—	144,398	86	79	310	36	26	299
Umumî yekün Total général		286,528	16	24	20	—	5	5	2	—	283,171	239	271	1,097	360	64	1,398

VİLAYET: **ZONGULDAK**

Zonguldak	Şehir Ville	E	8,302	168	6	6	—	5	10	2	1	8,409	6	4	33	14	1	33
		H K F	3,228	198	2	5	—	5	5	2	2	3,429	—	3	9	—	1	5
	Köyler Villages	E	17,018	42	5	11	—	—	—	11	—	16,900	22	14	61	28	3	59
		H K F	16,193	28	1	2	—	—	—	—	—	16,131	12	4	46	5	—	26
	Yekün Total	E	25,320	210	11	17	—	5	10	13	1	25,309	28	18	94	42	4	92
		H K F	19,421	226	3	7	—	5	5	2	2	19,560	12	7	55	5	1	31
Bartın	E	29,445	—	—	—	—	—	1	—	—	1	28,831	59	41	207	86	11	212
	H K F	34,681	1	—	—	—	1	—	—	—	34,416	23	13	136	13	6	76	
Devrek	E	26,346	4	2	—	—	—	—	—	—	25,819	63	36	149	83	10	192	
	H K F	30,944	—	—	—	—	—	—	—	—	30,655	38	25	111	18	12	85	
Ereğli	E	20,085	11	2	4	—	2	1	5	—	19,842	22	22	102	38	1	83	
	H K F	23,000	13	—	—	—	—	—	—	—	22,878	12	10	72	6	7	28	

KADRO III
CADRE

Nüfusun dinler ve maluliyetler itibarile inkişımı
Répartition de la population d'après les religions — Relevé des infirmités
VİLÄYET: ZONGULDAK (Mabat - Suite)

KAZALAR Cazas	Cinsiyet Sexes	DİNLER — Religions								MALULİYETLER — Infirmités							
		İslam Mu- sul- mans	Kato- lik Catho- liques	Protis- tan Protes- tants	Orto- doks Ortho- doxes	Erme- ni Armé- niens	Hris- tiyan Chrê- tiens	Muse- vi Israê- lites	Sair dinler Autres religions	Dinsiz veya dini meçhul Religion incan- nue ou sans	Malu- liyet- siz Sans infirmité	Kör Aveu- gles	Sagır dilsiz Sourd- muets	Topal Estro- piés des jambes	Çolak Man- chois	Kan- bur Bos- sus	Sa- malı yeti Ante Infir- m
Safranbolu	E	25,855	8	--	--	--	3	1	3	--	25,222	67	48	234	86	14	19
	H K F	33,232	--	--	--	--	--	--	--	--	32,702	55	27	289	23	12	12
YEKÜN Total	E	127,051	233	15	21	--	10	13	21	2	125,023	239	165	786	335	40	77
	H K F	141,278	240	3	7	--	6	5	2	2	140,211	140	82	663	65	38	34
Umumî yekûn Total général		268,329	473	18	28	--	16	18	23	4	265,234	379	247	1,449	400	78	1,122

VİLÄYET: KASTAMONU

Kasta- monu	Şehir Ville	E	7,289	2	3	9	103	2	--	--	7,254	21	13	49	12	3	56
		H K F	7,082	7	--	4	85	3	--	--	--	7,040	21	10	63	7	5
Köyler Villages	Yekün Total	E	20,811	33	3	19	270	6	--	--	20,382	90	50	265	76	20	259
		H K F	26,982	72	1	18	303	9	--	--	26,507	112	43	463	33	24	203
Araç	Yekün Total	E	28,100	35	6	28	373	8	--	--	27,636	111	63	314	88	23	315
		H K F	34,064	79	1	22	389	12	--	--	33,547	133	53	526	40	29	239
Cide	Yekün Total	E	16,658	--	--	--	--	--	--	--	16,230	53	28	155	62	15	115
		H K F	21,845	--	--	--	--	--	--	--	21,458	73	21	200	17	5	71
Daday	Yekün Total	E	16,257	--	--	--	--	--	--	--	15,915	37	22	118	55	6	104
		H K F	19,964	--	--	--	--	--	--	--	19,793	24	7	88	8	7	37
Daday	Yekün Total	E	17,085	1	--	--	133	--	--	--	16,647	96	23	213	97	8	135
		H K F	23,117	--	--	--	148	--	--	--	22,791	70	24	255	18	13	94

KADRO III
CADRE

Nüfusun dinler ve maluliyetler itibarile inkişımı
Répartition de la population d'après les religions — Relevé des infirmités
VİLÂYET KASTAMONU (Mabat - Suite)

KAZALAR Cazas	Clas- yet sires	DİNLER — Religions									MALULİYETLER — Infirmités						
		İslam Mu- sul- mans	Kato- lik Catho- liques	Protis- tan Protes- tants	Orto- doks Ortho- doxes	Erme- ni Armé- niens	Hiris- tiyan Chré- tiens	Muse- vi Israé- lites	Sair dinler Autres religions	Dinsiz veya dini meçhul Religion incon- nue ou sans	Malu- liyet- siz Sans infirmité	Kör Aveu- gles	Sagır- dilsiz Sourd- muets	Topal Estro- piés des jambes	Çolak Man- chots	Kan- bur Bos- sus	Sair maluli- yetler Autres infirmités
İnebolu	E H K F	20,770	7	3	3	2	—	1	—	—	20,265	56	31	151	91	9	183
	K F	26,523	—	—	1	3	—	—	—	—	26,317	27	9	77	21	5	71
Güre	E H K F	10,867	—	—	—	3	3	—	—	—	10,383	45	27	160	89	10	159
	K F	13,820	—	—	—	2	—	—	—	—	13,506	36	13	182	22	8	55
Taşköprü	E H K F	20,687	12	—	—	174	18	—	—	—	20,548	28	19	180	37	5	74
	K F	26,299	34	—	—	161	26	—	—	—	26,217	40	10	202	7	3	41
Tosya	E H K F	17,336	—	—	—	9	—	—	—	—	16,933	59	31	135	57	8	122
	K F	21,406	1	—	—	5	—	—	—	—	21,165	73	12	99	16	5	42
YEKÜN Total	E H K F	147,760	55	9	31	694	29	1	—	—	144,557	485	244	1,426	576	84	1,207
	K F	187,038	114	1	23	708	38	—	—	—	184,794	476	149	1,629	149	75	650
Umumî yekûn Total général		334,798	169	10	54	1,402	67	1	—	—	329,351	961	393	3,055	725	159	1,857
VİLÂYET : SİNOP																	
Sinop	E H K F	15,429	13	11	5	144	—	—	14	—	15,309	29	18	119	46	4	91
	K F	16,789	3	—	4	167	4	—	—	—	16,834	19	4	67	13	7	23
Ayancık	E H K F	19,638	6	—	—	9	—	—	—	—	19,287	46	22	114	74	8	102
	K F	24,410	5	—	—	—	1	—	—	—	24,262	20	11	48	13	9	53

KADRO
CADRE III

Nüfusun dinler ve maluliyetler itibarıyla inkişafı
Répartition de la population d'après les religions. — Relevé des infirmités
VİLAYET: SİNOP (Mabat - Suite)

KAZALAR Cazas	Cinsiyet Sexes	DİNLER — Religions									MALULİYETLER — Infirmités							
		İslam Mu- sul- mans	Kato- lik Catho- liques	Protis- tan Protes- tants	Orto- doks Ortho- doxes	Erme- ni Armé- niens	Hiris- tiyan Chrê- tiens	Muse- vi Israê- lites	Sair dinler Autres religions	Dinsiz veya dini meçhul Religion incon- nue ou sans	Malu- liyet- siz Sans infirmité	Kör Aveu- gles	Sagır dilsiz Sourd- muets	Topal Estro- piés des jambes	Çolak Man- chots	Kan- bur Bos- sus	Sair maluli- yetler Autres infirmités	
Boyabat	E H K F	27,166	94	—	—	192	16	—	—	—	26,881	67	45	204	81	7	183	
	K F	31,972	162	—	—	137	36	—	—	1	31,987	58	24	157	7	9	66	
Gerze	E H K F	15,441	—	—	2	—	6	—	—	—	14,896	49	32	205	107	5	155	
	K F	18,075	—	—	—	1	12	—	—	—	17,773	28	17	161	21	8	80	
YEKÜN Total	E H K F	77,674	113	11	7	345	22	—	14	—	76,373	191	117	642	308	24	531	
	K F	91,246	170	—	4	305	53	—	—	1	90,856	125	56	433	54	33	222	
Umumî yekün Total général		188,920	283	11	11	650	75	—	14	1	167,229	316	173	1,075	362	57	753	
VİLAYET: SAMSUN																		
Sam- sun	Şehir Ville	E H K F	17,334	93	21	61	33	25	55	4	1	17,426	13	18	51	11	—	108
		K F	12,525	55	17	28	60	23	37	—	—	12,678	9	5	16	2	2	33
	Köyler Villages	E H K F	21,461	—	—	4	1	4	—	—	—	21,034	39	26	154	73	6	138
		K F	24,201	—	—	—	—	—	—	—	—	23,970	31	11	92	15	6	76
	Yekün Total	E H K F	38,795	93	21	65	34	29	55	4	1	38,460	52	44	205	84	6	246
K F		36,726	55	17	28	60	23	37	—	—	36,648	40	16	108	17	8	109	
Bafra	E H K F	28,161	4	—	4	—	1	3	—	—	27,511	49	33	224	110	17	229	
	K F	30,461	1	—	—	—	—	—	—	—	30,221	33	16	126	13	6	47	
Çarşamba	E H K F	20,954	2	—	7	20	12	—	—	—	20,578	28	36	159	75	5	114	
	K F	24,325	1	—	2	23	12	—	—	—	24,143	15	20	111	18	4	52	

KADRO III
CADRE

Nüfusun dinler ve maluliyetler itibarıyla tahsiri
Répartition de la population d'après les régions — Relevé des infirmités
VİLÄYET : SAMSUN (Mabat - Suite)

KAZALAR Cazas	Cinsiyet Sexes	DİNLER — Religions								MALULİYETLER — Infirmités							
		İslam Mu- sul- mans	Kato- lik Catho- liques	Protis- tan Protes- tants	Orto- doks Ortho- doxes	Erme- ni Arme- niens	Hris- tiyan Chri- tiens	Muse- vi Israé- lites	Sair dinler Autres religions	Dinsiz veya dini meçhul Religion incon- nue ou sans	Malu- liyet- siz Sans infirmité	Kör Aveug- les	Sağır dilsiz Sourd- muets	Topal Estro- piés des jambes	Çolak Man- chots	Kan- bur Bos- sus	Sair maluli- yetler Autres infirmités
Havza	E	17,989	—	2	3	4	2	—	—	—	17,651	32	14	136	59	3	105
	H K F	20,004	—	1	—	2	3	—	—	—	19,860	26	5	64	12	3	40
Terme	E	9,823	—	—	—	—	—	—	—	—	9,626	13	14	82	44	5	39
	H K F	11,542	—	—	—	—	—	—	—	—	11,462	9	5	38	7	3	18
Vezirköprü	E	15,692	—	—	—	14	—	—	—	—	15,395	34	23	100	61	3	90
	H K F	18,922	—	—	—	26	—	—	—	—	18,797	32	11	66	5	2	35
YEKÜN Total	E	131,414	99	23	79	72	44	58	4	1	129,221	208	164	906	433	39	823
	H K F	141,980	57	18	30	111	38	37	—	—	141,151	155	73	513	72	26	301
Umumi yekün Total général		273,394	156	41	109	183	82	95	4	1	270,352	363	237	1,419	505	65	1,124
VİLÄYET : ORDU																	
Ordu	E	51,027	1	6	23	23	5	—	—	—	50,354	58	51	326	152	8	136
	H K F	62,692	3	10	83	18	8	—	—	—	62,420	35	30	207	33	5	84
Fatsa	E	17,098	1	—	—	17	—	—	—	—	16,713	30	30	148	89	7	99
	H K F	20,956	1	—	1	36	—	—	—	—	20,819	19	8	98	10	2	38
Ünye	E	22,112	2	—	9	6	2	—	4	—	21,746	27	28	120	82	15	117
	H K F	28,198	1	—	4	5	—	2	—	—	28,025	25	18	53	21	5	63

KADRO III
CADRE

Nüfusun dinler ve maluliyetler itibarile inkişımı
Répartition de la population d'après les religions — Relevé des infirmités
VİLAYET : ORDU (Mabat Suite)

KAZALAR Cazas	Cinsiyet Sexes	DİNLER — Religions									MALULİYETLER — Infirmités						
		İslam Mu- sul- mans	Kato- lik Catho- liques	Protis- tan Protes- tants	Orto- doks Ortho- doxes	Erme- ni Armé- niens	Hiris- tiyan Chrê- tiens	Muse- vi Israê- lites	Sair dinler Autres religions	Dinsiz veya dini meçhül Religion incon- nue ou sens	Malu- liyet- siz Sans infirmité	Kör Aveu- gles	Sağır dilsiz Sourd- muets	Topal Estro- pés des jambes	Çolak Man- chots	Kan- bur Bos- sus	Sa- mal yet Ani infirmités
YEKÜN	E	90,237	4	6	32	46	7	—	4	—	88,813	115	109	594	323	30	35
Total	H	111,846	5	10	88	59	8	2	—	—	111,264	79	56	358	64	12	18
Umumî yekûn	K	—	—	—	—	—	—	—	—	—	—	—	—	—	—	—	—
Total général	F	202,083	9	16	120	105	15	2	4	—	200,077	194	165	952	387	42	53

VİLAYET : GİRESUN

Gire- sun	Şehir Ville	E	6,529	21	7	2	1	9	—	1	—	6,494	8	5	22	12	2	27
		H	5,226	9	—	—	1	2	6	—	—	5,218	—	4	12	1	—	9
Köyler Villages	E	H	37,156	—	—	—	—	—	—	—	36,827	14	27	132	70	2	84	
		K	44,032	6	—	—	—	—	—	—	43,899	19	7	65	5	2	41	
Yekûn Total	E	H	43,685	21	7	2	1	9	—	1	—	43,321	22	32	154	82	4	111
		K	49,258	15	—	—	1	2	6	—	—	49,117	19	11	77	6	2	50
Görece	E	H	16,704	—	—	—	—	—	—	—	16,470	15	15	103	36	5	60	
		K	20,259	1	—	—	—	—	—	—	20,138	15	8	70	5	—	24	
Tirebolu	E	H	15,745	—	—	—	—	—	—	—	15,514	15	14	94	44	8	56	
		K	19,316	—	—	—	—	—	—	—	19,242	8	4	41	8	2	11	
YEKÜN Total	E	H	76,134	21	7	2	1	9	—	1	—	75,305	52	61	351	162	17	227
		K	83,833	16	—	—	1	2	6	—	—	88,497	42	23	188	19	4	85
Umumî yekûn Total général			164,967	37	7	2	2	11	6	1	—	163,802	94	84	539	181	21	312

Nüfusun dinler ve maluliyetler itibarıyla tahsiri

Répartition de la population d'après les religions — Relevé des infirmités

VİLAYET: TRABZON

KADRO III
CADRE


KAZALAR Cazas	Cinsiyet Sexes	DİNLER — Religions									MALULİYETLER — Infirmités						
		İslam Mu- sul- mans	Kato- lik Catho- liques	Protis- tan Protes- tants	Orto- doks Ortho- doxes	Erme- ni Armé- niens	Hiris- tiyan Chré- tiens	Muse- vi Israé- lites	Sair dinler Autres religions	Dinsiz veya dini meçhul Religion incon- nue ou sans	Malu- liyet- siz Sans infirmité	Kör Aveu- gles	Sagır dilsiz Sourd- mucts	Topal Estro- pids des jampes	Çolak Man- chots	Kan- bur Bos- sus	Sair maluli- yetler Autres infirmités
Tra- bzon	Şehir Ville	E 13,378	13	18	33	41	18	3	8	6	13,272	8	18	56	20	2	142
		H 10,904	42	12	42	58	7	—	2	2	11,001	6	11	13	4	—	34
		K 16,474	—	—	—	—	—	—	—	—	16,272	13	16	62	38	2	71
	Köyler Villages	E 19,623	—	—	1	—	—	—	—	—	19,527	6	5	49	3	3	31
		H 29,852	13	18	33	41	18	3	8	6	29,544	21	34	118	58	4	213
		K 30,527	42	12	43	58	7	—	2	2	30,528	12	16	62	7	3	65
Akçaabat	E 19,033	—	—	—	—	—	—	—	—	18,828	11	7	67	22	5	93	
	H 22,504	—	—	—	—	—	—	—	—	22,414	7	11	27	7	1	37	
Maçka	E 8,824	—	—	—	—	—	—	—	—	8,676	6	10	50	23	8	51	
	H 10,412	—	—	—	—	—	—	—	—	10,346	11	7	25	2	3	18	
Of	E 26,985	—	—	—	—	—	—	—	—	26,404	50	42	152	90	19	228	
	H 36,573	—	—	—	—	—	—	—	—	36,252	31	20	125	12	14	119	
Sürmene	E 24,773	—	—	1	—	—	—	—	—	24,081	47	67	202	123	25	229	
	H 32,870	—	—	—	—	—	—	—	—	32,544	30	17	149	24	9	97	
Vakfikebir	E 21,318	—	—	—	—	—	—	—	—	20,904	34	26	156	80	13	105	
	H 26,325	—	—	—	—	—	—	—	—	26,151	22	14	65	15	18	40	
YEKÜN Total	E 130,785	13	18	34	41	18	3	8	6	128,437	169	186	745	396	74	919	
	H 159,211	42	12	43	58	7	—	2	2	158,235	113	85	453	67	48	376	
Umumi yekün Total général		289,996	55	30	77	99	25	3	10	8	286,672	282	271	1,198	463	122	1,295

KAZALAR	Cinsiyet Sexes	DİNLER — Religions									MALULİYETLER — Infirmités							
		İslam Mu- sul- mans	Kato- lik Catho- liques	Protis- tan Protes- tants	Orto- doks Ortho- doxes	Erme- ni Armé- niens	Hris- tiyan Chrê- tiens	Muse- vi Israé- lites	Sair dinler Autres religions	Dinsiz veya dini meçhul Religion incon- nue ou sans	Malu- liyet- siz Sans infirmité	Kör Aveu- gles	Sagır dilsiz Sourd- muets	Topal Estro- piés des jambes	Çolak Man- chots	Kan- bur Bos- sus	Sai malu- yetli Autres infirmités	
Rize	Şehir Ville	E	6,869	2	1	1	—	1	—	—	—	6,733	6	11	41	14	—	6
		K	7,007	—	—	—	—	—	—	—	—	6,965	4	3	15	2	2	14
	Köyler Villages	E	34,582	1	—	—	—	—	—	—	—	33,774	45	58	249	157	16	284
		K	50,563	—	—	—	—	—	—	1	50,096	36	28	225	33	19	127	
	Yekûn Total	E	41,451	3	1	1	—	1	—	—	40,507	51	69	290	171	16	353	
		K	57,570	—	—	—	—	—	—	1	57,061	40	31	240	35	21	143	
Pazar (Atine)	E	16,301	—	—	—	—	—	—	—	15,949	15	24	117	47	7	142		
	K	25,248	—	—	—	—	—	—	—	25,001	22	21	91	15	4	94		
Hopa	E	14,611	—	—	—	—	1	—	—	14,347	11	24	67	31	9	124		
	K	16,466	—	1	—	—	—	—	—	16,350	9	11	50	6	5	36		
YEKÛN Total	E	72,363	3	1	1	—	2	—	—	70,803	77	117	474	249	32	619		
	K	99,284	—	1	—	—	—	—	—	98,412	71	63	381	56	30	273		
Umumî yekûn Total général		171,647	3	2	1	—	2	—	2	169,215	148	180	855	305	62	892		
VİLÂYET : ARTVİN																		
Artvin	E	19,068	4	—	21	—	3	1	2	—	18,758	19	33	97	42	7	143	
	K	16,199	5	2	9	—	4	1	3	—	16,100	13	3	38	7	4	58	
Şavşat	E	13,989	—	—	—	—	—	—	—	13,887	10	10	36	13	—	33		
	K	14,365	—	—	—	—	—	—	—	14,332	1	3	10	2	2	15		

KADRO III
CADRE

Nüfusun dinler ve maluliyetler itibarıyla inkişafı
Répartition de la population d'après les religions — Relevé des infirmités
VİLAYET: ARTVİN (Mabat Suite)

KAZALAR Cazas	Cinsiyet Sexes	DİNLER — Religions									MALULİYETLER — Infirmités						
		Islam Mu- sul- mans	Kato- lik Catho- liques	Protis- tan Protes- tants	Orto- doks Ortho- doxes	Erme- ni Armé- niens	Hris- tivan Chrê- tiens	Muse- vi Israé- lites	Sair dinler Autres religions	Dinsiz veya đini meçhül Religion inœn- nue ou sans	Malu- liyet- siz Sans infirmité	Kör Aveu- gles	Sagir dilsiz Sourd- muets	Topal Estro- piés des jambes	Çolak Man- chots	Kan- bur Bos- sus	Sair maluli- yetler Autres infirmités
Yusufeli	E	11,444	—	—	—	—	—	—	—	—	11,094	34	13	58	21	3	221
	H K F	14,946	—	—	—	—	—	—	—	—	14,833	17	7	24	3	1	61
YEKÜN Total	E	44,501	4	—	21	—	3	1	2	—	43,739	63	56	191	76	10	397
	H K F	45,510	5	2	9	—	4	1	3	—	45,265	31	13	72	12	7	134
Umumî yekün Total général		90,011	9	2	30	—	7	2	5	—	89,004	94	69	263	88	17	531



Kadro IV

CADRE

NÜFUSUN ANA LİSANI İTİBARİLE İNKISAMI

RÉPARTITION DE LA POPULATION D'APRÈS
LES LANGUES MATERNELLES.

C. — KARADENİZ SAHİL VİLÂYETLERİ

VILAYETS DE LA CÔTE DE LA MER NOIRE

Kocaeli	<i>Kodjaeli</i>	Ordu	<i>Ordou</i>
Zonguldak	<i>Zongouldak</i>	Giresun	<i>Ğerassunde</i>
Kastamonu	<i>Kastamonou</i>	Trabzon	<i>Trebizonde</i>
Sinop	<i>Sinop</i>	Rize	<i>Rizé</i>
Samsun	<i>Samsoun</i>	Artvin	<i>Artvin</i>

KADRO IV
CADRE

Nüfusun ana lisanı itibarile inkişami
Répartition de la population d'après les langues maternelles

VİLİYET : KOCAELİ

KAZALAR Cazas		Cins- yet Sexes	LISANLAR — Langues																
			Türk- çe	Rum- ca	Erme- nice	Fran- sızca	İtal- yanca	İngi- lizce	Arap- ça	Acem- ce	Yahu- dice	Çer- kesçe	Kürtçe	Tatar- ca	Arna- vutca	Bul- garca	Sair ve meç- hul lisanlar		
			Tur- que	Grec- que	Armé- nienne	Fran- çaise	Itali- enne	An- glaise	Arabe	Per- sane	Yud- disch	Circas- sienne	Kurde	Tar- tare	Alba- naise	Bul- gare	Autres ou inconnues		
İzmit	Şehir Ville	E	9,045	—	—	—	—	—	—	4	—	—	13	51	—	8	2	54	
		K	6,022	—	—	—	—	—	—	—	—	—	—	—	—	4	4	—	8
	Köyler Villages	F	17,325	—	—	—	—	—	1	—	—	—	362	5	—	18	34	—	1,964
		F	18,651	—	—	—	1	—	—	—	—	—	308	—	—	8	30	—	1,963
	Yekün Total	E	26,370	—	—	—	—	—	5	—	—	—	375	56	—	26	36	—	2,018
K		24,673	—	—	—	1	—	—	—	—	—	308	—	—	12	34	—	1,971	
Ada- pazarı	Şehir Ville	E	11,132	—	—	1	2	—	2	—	—	9	64	1	27	2	—	27	
		K	11,245	—	—	—	—	—	—	—	—	—	—	—	3	—	—	19	
	Köyler Villages	F	25,326	132	—	4	—	—	2	2	1	1,824	454	22	191	11	—	—	1,314
		F	27,309	122	—	—	—	—	2	1	—	2,032	574	15	145	7	—	—	1,069
	Yekün Total	E	36,458	132	—	5	2	—	4	2	1	1,833	518	23	218	13	—	—	1,341
K		38,554	122	—	—	—	—	2	1	—	2,032	574	15	148	7	—	—	1,088	
Gebze	Şehir Ville	E	13,703	165	1	—	—	—	3	—	—	20	35	4	17	—	—	17	
		K	11,842	187	—	—	—	—	1	—	—	—	1	1	—	—	—	—	4
Geyve	Şehir Ville	E	13,727	—	—	—	—	—	—	—	—	50	8	—	—	212	—	423	
		K	15,401	—	—	—	—	—	—	—	—	65	2	—	—	207	—	—	551
Hendek	Şehir Ville	E	8,983	138	6	—	—	—	1	—	—	1,234	6	4	16	10	—	1,567	
		K	9,060	155	—	—	—	—	—	—	—	1,505	1	6	16	—	—	—	1,865
Kandıra	Şehir Ville	E	19,185	—	—	—	—	—	—	—	—	—	—	—	—	4	—	7	
		K	21,839	—	—	—	—	—	—	—	3	40	—	—	—	—	—	—	5

KADRO
CADRE **IV**

Nüfusun ana lisanı itibarıyla inkısamı
Répartition de la population d'après les langues maternelles
VİLİYET : **KOCAELİ** (Mabat - Suite)

KAZALAR Cazas	Cinsiyet Sexes	LİSANLAR — Langues														
		Türkçe	Rumca	Ermenice	Fransızca	İtalyanca	İngilizce	Arapça	Aceince	Yahudice	Çerkesçe	Kürtçe	Tatarca	Arnavutca	Bulgarca	Sair ve meçhul lisanlar
		Turque	Grecque	Arménienne	Française	Italienne	Anglaise	Arabe	Persane	Yudisch	Circassienne	Kurde	Tartare	Albanaise	Bulgare	Autres ou inconnue
Karamürsal	E	9,485	—	—	—	—	—	2	—	—	804	6	—	45	369	1,673
	H	10,313	—	—	—	—	—	6	—	—	693	—	—	8	315	1,600
YEKÜN Total	K	127,911	435	7	5	2	—	15	2	1	4,316	629	31	322	644	7,046
	F	131,682	464	—	—	1	—	9	1	3	4,643	578	22	184	563	7,084
Umumî yekûn Total général		259,593	899	7	5	3	—	24	3	4	8,959	1,207	53	506	1,207	14,130

VİLİYET : **ZONGULDAK**

Zonguldak	Şehir Ville	E	8,209	1	—	39	114	—	39	—	8	—	25	—	15	6	44
		H	3,179	10	—	72	111	3	32	—	5	—	1	—	9	—	25
	Köyler Villages	K	16,978	—	—	7	22	—	—	—	—	1	23	—	14	7	35
		F	16,183	1	—	8	16	—	—	—	—	—	—	—	10	—	6
	Yekün Total	E	25,187	1	—	46	136	—	39	—	8	1	48	—	29	13	79
		H	19,362	11	—	80	127	3	32	—	5	—	1	—	19	—	31
Bartın	E	29,415	27	—	—	1	—	—	—	—	—	—	—	4	—	—	
	H	34,641	37	—	—	1	—	1	—	—	—	—	—	2	—	1	
Devrek	E	26,346	—	—	—	—	—	—	—	—	—	—	—	—	—	6	
	H	30,944	—	—	—	—	—	—	—	—	—	—	—	—	—	—	
Ereğli	E	20,057	23	—	—	13	1	—	—	1	—	—	—	4	2	9	
	H	22,976	20	—	—	13	—	—	—	—	—	—	—	4	—	—	

KADRO
CADRE IV

Nüfusun ana lisanı itibarile inkisamı
Répartition de la population d'après les langues maternelles

VİLÂYET : ZONGULDAK (Mabat - Suite)

KAZALAR Cazas	Clas- yet sınıfı	LİSANLAR — Langues														
		Türk- çe	Rum- ca	Erme- nice	Fran- sızca	Ital- yanca	İngi- lizce	Arap- ça	Acem- ce	Yahu- dice	Çer- kesçe	Kürtçe	Tatar- ca	Arna- vutca	Bul- garca	Sair ve meç- hul lisanlar
		Tur- que	Grec- que	Armé- nienne	Fran- çaise	Itali- enne	An- glaise	Arabe	Per- sane	Yud- disch	Çircas- sienne	Kurde	Tar- tare	Alba- naise	Bul- gare	Autres ou inconnues
Safranbolu	E H K F	25,845	—	—	—	—	—	—	—	—	—	4	—	1	—	20
	K F	33,232	—	—	—	—	—	—	—	—	—	—	—	—	—	—
YEKÜN Total	E H K F	126,850	51	—	46	150	1	39	—	9	1	52	—	38	15	114
	K F	141,155	68	—	80	141	3	33	—	5	—	1	—	25	—	32
Umumî yekûn Total général		268,005	119	—	126	291	4	72	—	14	1	53	—	63	15	146

VİLÂYET : KASTAMONU

Kasta- monu	Şehir Ville	E H K F	7,207	—	87	—	—	—	1	1	—	2	97	—	3	1	9	
		K F	7,098	—	67	—	4	—	1	—	—	1	1	—	1	—	—	9
Küyer Villages		E H K F	20,856	—	281	—	—	—	—	—	—	—	1	—	3	—	1	
		K F	26,985	—	391	—	—	—	—	—	—	—	—	—	7	—	—	2
Yekün Total		E H K F	28,063	—	368	—	—	—	1	1	—	2	98	—	6	1	10	
		K F	34,083	—	458	—	4	—	1	—	—	1	1	—	8	—	—	11
Araç		E H K F	16,537	—	19	—	—	—	—	—	—	—	70	—	—	—	—	32
		K F	21,655	—	43	—	—	—	—	—	—	—	143	—	—	—	—	4
Cide		E H K F	16,257	—	—	—	—	—	—	—	—	—	—	—	—	—	—	—
		K F	19,964	—	—	—	—	—	—	—	—	—	—	—	—	—	—	—
Daday		E H K F	17,084	—	135	—	—	—	—	—	—	—	—	—	—	—	—	—
		K F	23,117	—	139	—	—	—	—	—	—	—	—	—	—	—	—	9

KADRO IV
CADRE

Nüfusun ana lisanı itibarı ile inkısamı
Répartition de la population d'après les langues maternelles.
VİLİYET : KASTAMONU (Mabat - Suite)

KAZALAR Cazas	Cinsiyet Sexes	LİSANLAR — Langues														
		Türkçe	Rumca	Ermenice	Fransızca	İtalyanca	İngilizce	Arapça	Acece	Yahudice	Çerkesçe	Kürtçe	Tatarca	Arnavutca	Bulgarca	Sair ve meçhul lisaneler
		Turque	Grecque	Arménienne	Française	Italienne	Anglaise	Arabe	Perse	Yudisch	Circassienne	Kurde	Tartare	Albanaise	Bulgare	Autres ou inconnues
İnebolu	E	20,653	—	2	1	4	—	—	—	—	—	2	—	—	2	122
	H	26,388	—	3	—	1	—	1	—	—	—	—	—	—	—	134
Güre	K	10,864	—	6	—	—	—	—	—	—	—	1	2	—	—	—
	F	13,814	—	7	—	—	—	—	—	—	—	—	1	—	—	—
Taşköprü	E	20,481	—	183	—	—	—	—	—	—	1	106	—	—	1	109
	H	26,066	—	202	—	—	—	—	—	—	—	107	—	—	4	141
Tosya	K	16,749	—	51	—	—	—	—	—	—	—	486	—	9	—	50
	F	20,748	—	34	—	—	—	—	—	—	—	566	—	6	—	58
YEKÜN Total	E	146,688	—	774	1	4	—	1	1	—	3	763	2	15	4	323
	H	185,835	—	886	—	5	—	2	—	—	1	817	1	14	4	357
Umumi yekün Total général	K	332,523	—	1,660	1	9	—	3	1	—	4	1,580	3	29	8	680
VİLİYET : SİNOP																
Sinop	E	13,898	2	167	1	5	—	—	—	—	545	148	—	76	2	772
	H	14,889	—	176	1	—	—	—	—	—	457	1	—	66	2	1,375
Ayancık	K	19,117	—	15	—	—	—	—	—	—	297	27	—	31	—	166
	F	23,490	—	4	1	—	1	—	—	—	535	—	—	47	—	338

KADRO
CADRE **IV**

Nüfusun ana lisanı itibarı ile inkişafı
Répartition de la population d'après les langues maternelles
VİLİYET : **SINOP** (Mabat - Suite)

KAZALAR Cazas	Cinsiyet Sexes	LİSANLAR — Langues														
		Türkçe	Rumca	Ermenice	Fransızca	İtalyanca	İngilizce	Arapça	Acemce	Yahudice	Çerkesçe	Kürtçe	Tatarca	Arnavutca	Bulgarca	Sair ve meçhul lisaneler
		Turque	Grecque	Arménienne	Française	Italienne	Anglaise	Arabe	Persane	Yudisch	Circassienne	Kurde	Tartare	Albanaise	Bulgare	Autres ou inconnues
Boyabat	E	26,851	—	268	—	—	—	—	—	—	94	255	—	—	—	—
	K	31,653	—	287	—	—	—	—	—	—	—	368	—	—	—	—
Gerze	E	15,305	—	8	—	—	—	—	—	—	18	11	—	—	—	107
	K	17,931	—	15	—	—	—	—	—	—	6	—	—	—	—	136
YEKÛN Total	E	75,171	2	458	1	5	—	—	—	—	954	441	—	107	2	1,045
	K	87,963	—	482	2	—	1	—	—	—	998	369	—	113	2	1,849
Umumi yekûn Total général		163,134	2	940	3	5	1	—	—	—	1,952	810	—	220	4	2,894

VİLİYET : **SAMSUN**

Sam- sun	Şehir Ville	E	17,184	17	46	11	37	8	6	1	35	22	12	13	29	42	164
		K	12,480	6	62	8	25	1	3	—	18	7	6	9	8	6	106
	Köyler Villages	E	20,718	1	1	—	—	—	—	1	—	435	240	51	10	8	5
		K	23,352	1	—	—	—	—	—	—	—	449	315	60	21	—	3
	Yekûn Total	E	37,902	18	47	11	37	8	6	2	35	457	252	64	39	50	169
		K	35,832	7	62	8	25	1	3	—	18	456	321	69	29	6	109
Bafra	E	27,351	—	1	—	2	—	—	4	—	106	267	—	415	6	21	
	K	29,537	1	—	—	1	—	—	3	—	145	410	1	330	1	33	
Çarsamba	E	19,198	1	33	1	—	—	—	—	—	790	6	—	—	—	966	
	K	22,270	—	33	—	—	—	1	—	—	934	24	—	—	1	1,100	

KADRO IV
CADRE

Nüfusun ana lisanı itibarile inkişamı
Répartition de la population d'après les langues maternelles
VİLÂYET : SAMSUN (Mabat - Suite)

KAZALAR Cazas	Cins- yet sexus	LİSANLAR — Langues														
		Türk- çe	Rum- ca	Erme- nice	Fran- sızca	İtal- yanca	İngi- lizce	Arap- ça	Acem- ce	Yahu- dice	Çer- kesçe	Kürtçe	Tatar- ca	Arna- vutca	Bul- garca	Sair ve meç- hul lisanlar
		Tur- que	Grec- que	Armé- nienne	Fran- çaise	Itali- enne	An- glaise	Arabe	Per- sane	Yud- disch	Circas- sienne	Kurde	Tar- tare	Alba- naise	Bul- gare	Autres ou- inconnues
Havza	E H K F	17,252	—	4	—	1	—	—	1	—	410	95	21	—	—	216
	K F	19,201	—	—	—	—	—	—	—	—	448	122	18	—	—	221
Terme	E H K F	9,149	—	—	—	—	—	—	—	—	247	—	—	—	—	427
	K F	10,850	—	—	—	—	—	—	—	—	230	—	—	—	—	462
Vezirköprü	E H K F	14,897	—	14	—	—	—	1	1	—	667	24	—	20	—	82
	K F	18,062	—	26	—	—	—	—	—	—	726	33	—	16	—	85
YEKÜN Total	E H K F	125,749	19	99	12	40	8	7	8	35	2,677	644	85	474	56	1,881
	K F	135,752	8	121	8	26	1	4	3	18	2,939	910	88	375	8	2,010
Umumî yekün Total général		261,501	27	220	20	66	9	11	11	53	5,616	1,554	173	849	64	3,891

VİLÂYET : ORDU

Ordu	E H K F	50,243	1	57	1	—	—	5	—	—	—	20	—	—	—	758
	K F	61,809	1	113	2	2	—	—	—	—	—	8	—	—	—	879
Fatsa	E H K F	15,351	—	18	—	—	—	—	—	—	49	—	—	—	—	1,698
	K F	18,672	—	42	—	—	—	17	—	—	1	—	—	—	—	2,262
Ünye	E H K F	20,681	—	11	—	1	1	137	—	—	30	104	—	—	—	1,170
	K F	26,217	—	8	—	—	—	3	—	—	59	—	—	—	—	1,923

KADRO
CADRE **IV**

Nüfusun ana lisani itibarile inkisami
Répartition de la population d'après les langues maternelles
VİLÂYET : **ORDU** (Mabat - Suite)

KAZALAR Cazas	Cinsiyet Sexes	LİSANLAR — Langues														
		Türkçe	Rumca	Ermenice	Fransızca	İtalyanca	İngilizce	Arapça	Acemce	Yahudice	Çerkesçe	Kürtçe	Tatarca	Arnavutca	Bulgarca	Sair ve meçhul lisantar
		Turque	Grecque	Arménienne	Française	Italienne	Anglaise	Arabe	Per-sane	Yud-disch	Circas-sienne	Kurde	Tar-tare	Alba-naise	Bul-garè	Autres ou Inconnues
YEKÜN Total	E	86,275	1	86	1	1	1	142	—	—	79	124	—	—	—	3,626
	H K F	106,698	1	163	2	2	—	20	—	—	60	8	—	—	—	5,064
Umumi yekün Total général		192,973	2	249	3	3	1	162	—	—	139	132	—	—	—	8,690
VİLÂYET : GİRESUN																
Giresun	E	6,511	—	1	7	8	3	—	—	—	2	9	—	4	10	15
	H K F	5,214	—	1	—	4	2	—	—	6	—	12	—	—	2	3
Köyler Villages	E	37,021	—	—	—	—	—	1	—	—	—	—	—	—	—	134
	H K F	43,687	—	—	6	—	—	—	—	—	—	—	—	—	—	345
Yekün Total	E	43,532	—	1	7	8	3	1	—	—	2	9	—	4	10	149
	H K F	48,901	—	1	6	4	2	—	—	6	—	12	—	—	2	348
Görece	E	16,704	—	—	—	—	—	—	—	—	—	—	—	—	—	—
	H K F	20,259	—	—	—	—	—	—	—	1	—	—	—	—	—	—
Tirebolu	E	15,745	—	—	—	—	—	—	—	—	—	—	—	—	—	—
	H K F	19,316	—	—	—	—	—	—	—	—	—	—	—	—	—	—
YEKÜN Total	E	75,981	—	1	7	8	3	1	—	—	2	9	—	4	10	149
	H K F	88,476	—	1	6	4	2	—	—	7	—	12	—	—	2	348
Umumi yekün Total général		164,457	—	2	13	12	5	1	—	7	2	21	—	4	12	497

KADRO
CADRE IV

Nüfusun ana lisani itibarile inkisami
Répartition de la population d'après les langues maternelles
VILAYET : TRABZON

KAZALAR Cazas	Cins- yet Sexes	LİSANLAR — Langues															
		Türk- çe	Rum- ca	Erme- nîce	Fran- sızca	Ital- yanca	İngi- lizce	Arap- ça	Acem- ce	Yahu- dice	Cer- kesçe	Kürtçe	Tatar- ca	Arna- vutca	Bul- garca	Sair ve meç- hul lisanlar	
		Tur- que	Grec- que	Armé- nienne	Fran- çaise	Itali- enne	An- glaise	Arabe	Per- sane	Yud- disch	Circas- sienne	Kurde	Tar- tare	Alba- naise	Bul- gare	Autres ou inconnues	
Tra- bzon	Şehir Ville	E	13,274	30	45	15	8	2	—	19	—	2	7	2	—	—	114
		K	10,872	31	53	32	5	3	—	5	—	1	7	6	—	—	54
	Köyler Villages	F	16,473	—	—	—	—	—	—	—	—	1	—	—	—	—	—
		F	19,623	—	—	—	—	—	—	—	—	—	—	—	—	—	1
	Yekûn Total	E	29,747	30	45	15	8	2	—	19	—	3	7	2	—	—	114
		K	30,495	31	53	32	5	3	—	5	—	1	7	6	—	—	55
Akçnabat	E	19,033	—	—	—	—	—	—	—	—	—	—	—	—	—	—	
	K	22,504	—	—	—	—	—	—	—	—	—	—	—	—	—	—	
Maçka	E	8,785	—	—	—	—	—	—	—	—	—	35	—	—	—	4	
	K	10,411	—	—	—	—	—	—	—	—	—	—	—	—	—	1	
Of	E	26,985	—	—	—	—	—	—	—	—	—	—	—	—	—	—	
	K	36,573	—	—	—	—	—	—	—	—	—	—	—	—	—	—	
Sürmene	E	24,773	—	—	—	—	—	—	—	—	—	—	—	—	—	1	
	K	32,867	3	—	—	—	—	—	—	—	—	—	—	—	—	—	
Vakfikebir	E	21,317	—	—	—	—	—	—	—	—	—	1	—	—	—	—	
	K	26,314	—	—	—	—	—	—	—	—	—	11	—	—	—	—	
YEKÛN Total	E	130,640	30	45	15	8	2	—	19	—	3	43	2	—	—	119	
	K	159,164	34	53	32	5	3	—	5	—	1	18	6	—	—	56	
Umumî yekûn Total général		289,804	64	98	47	13	5	—	24	—	4	61	8	—	—	175	

KADRO
CADRE **IV**

Nüfusun ana lisani itibarile inkisami
Répartition de la population d'après les langues maternelles
VİLAYET: **RİZE**

KAZALAR Cazas	Clas- yet Sexes	LİSANLAR — Langues														
		Türk- çe	Rum- ca	Erme- nice	Fran- sızca	İtal- yanca	İngi- lizce	Arap- ça	Acem- ce	Yahu- dice	Çer- kesçe	Kürtçe	Tatar- ca	Arna- vutca	Bul- garca	Sair ve meç- hul lisaneler
		Tur- que	Grec- que	Armé- nienne	Fran- çaise	Itali- enne	Ang- laise	Arabe	Per- sane	Yud- disch	Circas- sienne	Kurde	Tar- tare	Alba- naise	Bul- gare	Autres ou inconnues
Rize	E	6,871	—	—	—	—	2	—	—	—	—	—	—	—	—	1
	H	7,004	—	—	—	—	—	—	—	—	—	—	—	—	—	3
	K	34,581	1	—	—	—	—	—	—	—	—	—	—	—	—	1
	F	50,563	—	—	—	—	—	—	—	—	—	—	—	—	—	1
Yekün Total	E	41,452	1	—	—	—	2	—	—	—	—	—	—	—	—	2
	H	57,567	—	—	—	—	—	—	—	—	—	—	—	—	—	4
Pazar (Atine)	E	16,301	—	—	—	—	—	—	—	—	—	—	—	—	—	—
	H	25,244	—	—	—	1	—	—	—	—	—	—	—	—	—	3
Hopa	E	14,610	—	—	—	—	1	—	—	—	—	1	—	—	—	1
	H	16,404	—	—	—	—	—	—	—	—	—	7	—	—	—	56
YEKÜN Total	E	72,363	1	—	—	—	3	—	—	—	—	1	—	—	—	3
	H	99,215	—	—	—	1	—	—	—	—	—	7	—	—	—	63
Umumi yekün Total général		171,578	1	—	—	1	3	—	—	—	—	8	—	—	—	66


VİLAYET: **ARTVİN**

Artvin	E	18,115	—	2	1	—	—	—	36	—	1	19	1	—	—	924
	H	15,177	—	—	—	—	—	—	28	—	37	—	—	—	—	981
Şavşat	E	11,719	—	—	—	—	—	—	—	—	—	—	4	—	—	2,266
	H	11,995	—	—	—	—	—	—	—	—	—	—	1	—	—	2,369

KADRO . IV
CADRE

Nüfusun ana lisanı itibarı ile inkısamı
Répartition de la population d'après les langues maternelles
VİLAYET : ARTVİN (Mabat Süite)

KAZALAR Cazas	Clas- yet Sırası	LİSANLAR — Langues														
		Türk- çe	Rum- ca	Erme- nice	Fran- sızca	İtal- yanca	İngi- lizce	Arap- ça	Acem- ce	Yahu- dice	Çer- kesçe	Kürtçe	Tatar- ca	Arna- vutca	Bul- garca	Sair ve meç- hul lisanlar
		Tur- que	Grec- que	Armé- nienne	Fran- çaise	Itali- enne	An- glaise	Arabe	Per- sane	Yud- disch	Circas- sienne	Kurde	Tar- tare	Alba- naise	Bul- gare	Autres ou inconnue
Yusufeli	E H K F	11,030	—	—	—	—	—	—	—	—	—	4	—	—	410	
		14,478	—	—	—	—	—	—	—	—	—	7	—	—	461	
YEKÛN	E H K F	40,864	—	2	1	—	—	—	36	—	1	19	9	—	3,600	
Total		41,650	—	—	—	—	—	—	28	—	37	—	8	—	3,811	
Umumi yekûn Total général		82,514	—	2	1	—	—	—	64	—	38	19	17	—	7,411	



Kadro

V

CADRE

NÜFÜSÜN TABİİYET İTİBARİLE İNKISAMI

RÉPARTITION DE LA POPULATION D'APRÈS
LES PAYS DE NATIONALITÉ

C. — KARADENİZ SAHİL VİLİYETLERİ

VILAYETS DE LA CÔTE DE LA MER NOIRE

Kocaeli	<i>Kodjaeli</i>	Ordu	<i>Ordou</i>
Zonguldak	<i>Zongouldak</i>	Giresun	<i>Kerassunde</i>
Kastamonu	<i>Kastamonou</i>	Trabzon	<i>Trebizonde</i>
Sinop	<i>Sinop</i>	Rize	<i>Rizé</i>
Samsun	<i>Samsoun</i>	Artvin	<i>Artvin</i>

KADRO V
CADRE

Nüfusun tabiiyet itibarile inkisamı
Répartition de la population d'après les pays de nationalité
VİLÂYET : KOCAELİ

KAZALAR Casas	Cinsiyet Sexes	Türkiye	Efganistan	Mısır	İrak	İran	Suriye	Sair Afrika Asya memleketleri	Almanya	Arnavutluk	İngiltere	Avturya	Belçika	Bulgaristan	Fransa	Yunanistan	Macaristan	İtalya	Lehistan	Romanya	Rusya	Sırbistan	Sair Avrupa memleketleri	Amerika	Mecul	
		Turquie	Afghanistan	Egypte	Irak	Persie	Syrie	Autres pays d'Afrique et d'Asie	Allemagne	Albanie	Angleterre	Autriche	Belgique	Bulgarie	France	Grèce	Hongrie	Italie	Pologne	Roumanie	Russie	Serbie	Autres pays d'Europe	Américain	Inconnu	
İzmit	Şehir Ville	E H K F	9,154	—	—	—	—	—	19	—	—	1	—	—	—	—	—	—	—	—	1	—	2	—	—	
		K F	6,038	—	—	—	—	—	—	—	—	—	—	—	—	—	—	—	—	—	—	—	—	—	—	
	Köyler Villages	E H K F	19,706	—	—	—	—	—	—	—	1	—	—	—	1	—	1	—	—	—	—	—	—	—	—	—
		K F	20,961	—	—	—	—	—	—	—	—	—	—	—	—	—	—	—	—	—	—	—	—	—	—	—
Yekün Total	E H K F	28,860	—	—	—	—	—	—	19	1	—	1	—	1	—	1	—	—	—	—	1	—	2	—	—	
	K F	26,999	—	—	—	—	—	—	—	—	—	—	—	—	—	—	—	—	—	—	—	—	—	—	—	
Ada- pazarı	Şehir Ville	E H K F	11,218	—	—	—	2	2	—	—	1	—	1	—	9	—	—	3	1	—	15	—	13	2	—	
		K F	11,236	—	—	—	8	—	—	1	—	—	—	—	1	—	1	—	—	—	4	—	15	1	—	
	Köyler Villages	E H K F	29,256	—	—	—	9	—	—	4	—	—	—	—	9	—	1	—	—	—	3	1	—	—	—	
		K F	31,270	—	—	—	—	—	—	—	—	—	—	—	2	—	—	—	—	—	4	—	—	—	—	
Yekün Total	E H K F	40,474	—	—	—	11	2	—	4	1	—	1	—	18	—	1	3	1	—	18	1	13	2	—	—	
	K F	42,506	—	—	—	8	—	—	1	—	—	—	—	3	—	1	—	—	—	8	—	15	1	—	—	
Sair kazalar Autres kazas	E H K F	71,910	—	—	—	1	—	—	1	—	—	—	—	17	—	—	—	—	—	—	1	—	—	—	—	
	K F	75,687	—	—	—	—	—	—	—	—	—	2	—	—	—	—	—	—	—	—	—	—	—	—	3	
YEKÜN Total	E H K F	141,244	—	—	—	12	2	—	24	2	—	2	—	36	—	2	3	1	—	19	2	13	4	—	—	
	K F	145,192	—	—	—	8	—	—	1	—	—	2	—	3	—	1	—	—	—	8	—	15	1	—	3	
Umumî Yekün Total général		286,436	—	—	—	20	2	—	25	2	—	4	—	39	—	3	3	1	—	27	2	28	5	—	3	

KADRO V
CADRE

Nüfusun tabiiyet itibarı ile inkişamı
Répartition de la population d'après les pays de nationalité
VİLİYET : ZONGÜLDAK

KAZALAR Cazas	Cinsiyet Sexes	Türkiye	Efganistan	Mısır	Irak	İran	Suriye	Sair Afrika Asya memleketleri	Almanya	Arnavutluk	İngiltere	Avgusturya	Belçika	Bulgaristan	Fransa	Yunanistan	Macaristan	İtalya	Lehistan	Romanya	Rusya	Sırbistan	Sair Avrupa memleketleri	Amerika	Mecul	
		Turquie	Afganistan	Egypte	Irak	Persie	Syrie	Autres pays d'Afrique et d'Asie	Allemagne	Albanie	Angleterre	Autriche	Belgique	Bulgarie	France	Grèce	Hongrie	Italie	Pologne	Roumanie	Russie	Serbie	Autres pays d'Europe	Amerique	Inconnu	
Zonguldak	Şehir Ville	E H K F	8,312	—	—	—	1	—	1	2	1	3	3	5	6	30	—	10	111	—	—	2	7	4	—	2
		K F	3,232	—	—	—	—	—	—	7	1	—	8	7	2	61	2	4	110	2	—	1	2	5	—	3
	Köyler Villages	E H K F	17,018	—	—	—	—	—	—	12	—	—	4	—	7	7	—	12	18	2	—	—	4	1	—	2
		K F	16,194	—	—	—	—	—	—	—	—	—	—	—	—	6	—	3	18	—	—	—	1	2	—	—
Yekün Total	E H K F	25,330	—	—	—	1	—	1	14	1	3	7	5	13	37	—	22	129	2	—	2	11	5	—	4	
	K F	19,426	—	—	—	—	—	—	7	1	—	8	7	2	67	2	7	128	2	—	1	3	7	—	3	
Sair kazalar Autres cazas	E H K F	101,735	—	—	—	—	—	—	1	—	—	1	—	3	—	—	—	5	15	—	—	—	11	—	7	
	K F	121,856	—	—	—	—	—	—	—	—	2	—	—	—	—	—	—	—	14	—	—	—	—	—	—	
YEKÜN Total	E H K F	127,065	—	—	—	1	—	1	15	1	3	8	5	16	37	—	27	144	2	—	2	12	16	—	11	
	K F	141,282	—	—	—	—	—	—	7	1	2	8	7	2	67	2	7	142	2	—	1	3	7	—	3	
Umumi yekün Total général	E H K F	268,347	—	—	—	1	—	1	22	2	5	16	12	18	104	2	34	286	4	—	3	15	23	—	14	

VİLİYET : KASTAMONU

Kastamonu	Şehir Ville	E H K F	7,406	—	—	—	—	—	—	—	—	—	—	—	1	—	—	—	—	—	—	—	—	—	—	1	
		K F	7,176	—	—	—	—	—	—	—	—	—	—	—	—	—	—	—	4	—	—	—	—	—	—	—	2
	Köyler Villages	E H K F	21,142	—	—	—	—	—	—	—	—	—	—	—	—	—	—	—	—	—	—	—	—	—	—	—	—
		K F	27,383	—	—	—	—	—	—	—	—	—	—	—	—	—	—	—	—	—	—	—	—	—	—	—	2
Yekün Total	E H K F	28,548	—	—	—	—	—	—	—	—	—	—	—	—	1	—	—	—	—	—	—	—	—	—	—	1	
	K F	34,559	—	—	—	—	—	—	—	—	—	—	—	—	—	—	—	4	—	—	—	—	—	—	—	4	

KADRO
CADRE V

Nüfusun tabiiyet itibarile inkisamı
Répartition de la population d'après les pays de nationalité
VİLÂYET : KASTAMONU (Mabat - Suite)

KAZALAR Cazas	Clas- yet sexes	Türki-ye	Ef- ga- nis- tan	Mi- sir	Irak	Iran	Su- ri- ye	Sair Afrika Asya mem- leket- leri	Al- ma- nya	Ar- na- vut- luk	in- gil- tere	A- vus- tur- ya	Bel- çika	Bul- gar- is- tan	Fran- sa	Yu- na- nis- tan	Ma- ca- ris- tan	Ital- ya	Le- his- tan	Ro- man- ya	Rus- ya	Sir- bis- tan	Sair avrupa mem- leket- leri	A- me- ri- ka	Mec- hul
		Tur- quie	Af- gha- nis- tan	E- gyp- te	Irak	Per- se	Sy- rie	Autres pays d'Afrique et d'Asie	Al- le- ma- gne	Al- ba- nie	An- gle- terre	Au- tri- che	Bel- gi- que	Bul- garie	Fran- ce	Grè- ce	Hon- gre	Ita- lie	Pol- o- gne	Rou- ma- nie	Rus- sie	Ser- bie	Autres pays d'Eu- rope	A- me- ri- que	In- con- nu
Sair kazalar	E H K F	120,012	—	—	—	—	—	2	—	1	—	—	2	—	—	1	4	1	—	1	—	—	1	4	
Autres cazas	E H K F	153,348	—	—	—	—	—	—	—	—	—	—	—	—	—	—	1	—	—	—	—	—	—	6	
YEKÛN	E H K F	148,560	—	—	—	—	—	2	—	1	—	—	3	—	—	1	4	1	—	1	—	—	1	5	
Total	E H K F	187,907	—	—	—	—	—	—	—	—	—	—	—	—	—	—	5	—	—	—	—	—	—	10	
Umumî yekûn	E H K F	336,467	—	—	—	—	—	2	—	1	—	—	3	—	—	1	9	1	—	1	—	—	1	15	
Total général	E H K F	336,467	—	—	—	—	—	2	—	1	—	—	3	—	—	1	9	1	—	1	—	—	1	15	

VİLÂYET : SİNOP

Sinop	E H K F	15,595	—	—	—	—	—	12	—	—	1	—	2	—	—	—	5	—	—	—	—	—	1	—
	E H K F	16,963	—	—	—	—	—	—	—	—	—	—	2	1	1	—	—	—	—	—	—	—	—	—
Sair kazalar	E H K F	62,569	—	—	—	—	—	—	—	—	—	—	—	—	—	—	—	—	—	—	—	—	—	1
Autres cazas	E H K F	74,809	—	—	—	—	—	—	—	—	—	—	—	—	—	—	—	—	—	—	—	—	1	2
YEKÛN	E H K F	78,164	—	—	—	—	—	12	—	—	1	—	2	—	—	—	5	—	—	—	—	—	1	1
Total	E H K F	91,772	—	—	—	—	—	—	—	—	—	—	2	1	1	—	—	—	—	—	—	—	1	2
Umumî yekûn	E H K F	169,936	—	—	—	—	—	12	—	—	1	2	3	1	—	—	5	—	—	—	—	—	2	3
Total général	E H K F	169,936	—	—	—	—	—	12	—	—	1	2	3	1	—	—	5	—	—	—	—	—	2	3

Nüfusun tabiiyet itibarile inkisamı

Répartition de la population d'après les pays de nationalité

KADRO V
CADRE

VİLAYET : SAMSUN

KAZALAR Casas	Classi- yet teret	Türki-ye	Ef- ganis- tan	Mı- sır	Irak	İran	Su- ri-ye	Sair Afrika Asya mem- leket- leri	Al- ma- nya	Ar- na- vit- luk	İn- gil- tere	A- vus- tur- ya	Bel- çika	Bul- garis- tan	Frans- sa	Yu- na- nis- tan	Ma- ca- ris- tan	İtal- ya	Le- his- tan	Ro- man- ya	Rus- ya	Sır- bis- tan	Sair avrupa mem- leket- leri	A- me- ri- ka	Meç- hul
		Tur- quie	Af- gha- nis- tan	E- gyp- te	Irak	Per- se	Sy- rie	Autres pays d'Afrique et d'Asie	Al- le- ma- gne	Al- ba- nie	An- gle- terre	Au- tri- che	Bel- gi- que	Bul- garie	France	Grèce	Hon- grie	Italie	Pol- ogne	Rou- manie	Rus- sie	Ser- bie	Autres pays d'Eu- rope	A- mé- ri- que	In- con- nu
Samsun	Sehir Ville	E H K F 17,366	1	—	—	75	—	—	13	9	2	13	—	33	6	13	31	35	—	—	9	7	8	5	1
	Köyler Villages	E H K F 12,625	2	—	—	37	—	—	7	—	1	2	—	6	4	1	7	32	—	—	9	5	6	1	—
		E H K F 21,457	—	—	—	—	5	—	—	—	—	—	—	—	8	—	—	—	—	—	—	—	—	—	—
	Yekün Total	E H K F 24,197	—	—	—	—	4	—	—	—	—	—	—	—	—	—	—	—	—	—	—	—	—	—	—
E H K F 38,823		1	—	—	—	80	—	—	13	9	2	13	—	41	6	13	31	35	—	—	9	7	8	5	1
Sair kazalar Autres casas	E H K F 36,822	2	—	—	—	41	—	—	7	—	1	2	—	6	4	1	7	32	—	—	9	5	6	1	—
	E H K F 92,666	—	—	—	—	6	—	—	3	—	—	2	—	6	—	—	2	3	—	—	4	3	1	—	1
YEKÜN Total	E H K F 105,259	—	—	—	—	60	—	—	1	—	—	1	—	—	—	—	1	1	—	—	2	—	—	—	—
	E H K F 131,489	1	—	—	—	86	—	—	16	9	2	15	—	47	6	13	33	38	—	—	13	10	9	5	2
Umumî yekûn Total général	E H K F 142,081	2	—	—	—	101	—	—	8	—	1	3	—	6	4	1	8	33	—	—	11	5	6	1	—
	E H K F 273,570	3	—	—	—	187	—	—	24	9	3	18	—	53	10	14	41	71	—	—	24	15	15	6	2

VİLAYET : ORDU

Ordu	E H K F 51,080	—	—	—	—	—	—	—	—	—	—	—	—	—	1	1	—	1	—	—	1	—	—	—	1
	E H K F 62,806	—	—	—	—	—	—	—	2	—	—	—	—	—	—	—	—	4	—	—	1	—	—	—	1
Sair kazalar Autres casas	E H K F 39,240	—	—	—	—	—	—	—	3	—	1	1	—	—	—	—	2	1	—	—	3	—	—	—	—
	E H K F 49,198	—	—	—	—	—	—	—	—	—	—	1	—	—	—	—	2	—	—	—	3	—	—	—	—

KADRO
CADRE V

Nüfusun tabiiyet itibarile inkişamı
Répartition de la population d'après les pays de nationalité
VİLAYET : ORDU (Mabat - Suite)

KAZALAR Cazas	Cins- yet Sexes	Türki-ye	Ef- ga- nis- tan	Mı- sır	İrak	İran	Su- ri- ye	Sair Afrika Asya mem- leket- leri	Al- ma- nya	Ar- na- vut- luk	İn- gil- tere	A- vus- tur- ya	Bel- çika	Bul- gar- istan	Fransız	Yu- na- nis- tan	Ma- ca- ris- tan	İtal- ya	Le- his- tan	Ro- man- ya	Rus- ya	Sir- bis- tan	Sair avrupa mem- leket- leri	Ame- rika	Meç- hul	
		Tur- quite	Af- gha- nis- tan	E- gyp- te	İrak	Per- se	Sy- rie	Autres pays d'Afrique et d'Asie	Al- le- ma- gne	Al- ba- nie	An- gle- terre	Au- tri- che	Bel- gi- que	Bul- gar- ie	France	Grèce	Hon- grie	Ita- lie	Pol- o- gne	Rou- ma- nie	Rus- sie	Ser- bie	Autres pays d'Eu- rope	A- méri- que	In- con- nu	
YEKÜN Total	E H K F	90,320	—	—	—	—	—	—	3	—	1	1	—	—	1	1	2	2	—	—	4	—	—	—	—	1
		112,004	—	—	—	—	—	—	2	—	—	1	—	—	—	—	2	4	—	—	4	—	—	—	—	1
Umumî yekûn Total général		202,324	—	—	—	—	—	—	5	—	1	2	—	—	1	1	4	6	—	—	8	—	—	—	—	2

VİLAYET : GİRESUN

Gire- sun	Şehir Ville	E H K F	6,524	—	—	—	—	—	5	—	4	1	—	10	4	—	—	9	—	—	1	1	7	—	—	4
			5,231	—	—	—	—	—	—	1	—	2	—	—	—	—	—	—	4	—	—	—	—	2	—	—
Köyler Villages		E H K F	37,156	—	—	—	—	—	—	—	—	—	—	—	—	—	—	—	—	—	—	—	—	—	—	—
			44,032	—	—	—	—	—	—	—	—	—	—	—	—	1	—	—	5	—	—	—	—	—	—	—
Yekûn Total		E H K F	43,680	—	—	—	—	—	5	—	4	1	—	10	4	—	—	9	—	—	1	1	7	—	—	4
			49,263	—	—	—	—	—	—	1	—	2	—	—	—	1	—	—	9	—	—	—	—	2	—	—
Sair kazalar Autres cazas		E H K F	32,449	—	—	—	—	—	—	—	—	—	—	—	—	—	—	—	—	—	—	—	—	—	—	—
			39,576	—	—	—	—	—	—	—	—	—	—	—	—	—	—	—	—	—	—	—	—	—	—	—
YEKÜN Total		E H K F	76,129	—	—	—	—	—	5	—	4	1	—	10	4	—	—	9	—	—	1	1	7	—	—	4
			88,839	—	—	—	—	—	—	1	—	2	—	—	—	1	—	—	9	—	—	—	—	2	—	—
Umumî yekûn Total général		164,968	—	—	—	—	—	—	6	—	6	1	—	10	5	—	—	18	—	—	1	1	9	—	—	8

KADRO V
CADRE

Nüfusun tabiiyet itibarıyla tahsisatı
Répartition de la population d'après les pays de nationalité
VİLİYET : TRABZON

KAZALAR Cazas	Clas- yet Seres	Türki-ye	Efga- nis- tan	Mi- sır	İrak	İran	Su- ri- ye	Sair Afrika ve Asya mem- leket- leri	Al- ma- nya	Ar- na- vut- luk	İn- gil- tere	A- vus- tur- ya	Bel- çika	Bul- gar- is- tan	Frans- ız	Yu- na- nis- tan	Ma- ca- ris- tan	İtal- ya	Le- his- tan	Ro- man- ya	Rus- ya	Sir- bis- tan	Sair avrupa mem- leket- leri	A- me- ri- ka	Meç- hul	
		Tur- quie	Af- gha- nis- tan	E- gyp- te	İrak	Per- se	Sy- rie	Autres pays d'Afrique et d'Asie	Al- le- ma- gne	Al- ba- nie	An- gle- terre	Au- tri- che	Bel- gi- que	Bul- gar- ie	Frans- ce	Grè- ce	Hon- grie	İtal- lie	Pol- ogne	Rou- ma- nie	Rus- sie	Ser- bie	Autres pays d'Eu- rope	A- mè- ri- que	In- con- nu	
Trab- zon	Şehir Ville	E H K F	13,330	—	—	93	8	—	6	—	2	3	—	—	4	4	—	6	—	—	57	—	4	—	1	
		K F	10,924	—	—	47	2	—	8	—	2	7	—	1	4	4	—	10	—	—	58	—	1	—	1	
	Köyler Villages	E H K F	16,474	—	—	—	—	—	—	—	—	—	—	—	—	—	—	—	—	—	—	—	—	—	—	—
		K F	19,623	—	—	—	—	—	—	—	—	—	—	—	—	—	—	—	—	—	—	1	—	—	—	—
	Yekûn Total	E H K F	29,804	—	—	93	8	—	6	—	2	3	—	—	4	4	—	6	—	—	57	—	4	—	1	
		K F	30,547	—	—	47	2	—	8	—	2	7	—	1	4	4	—	10	—	—	59	—	1	—	1	
Sair kazalar Autres cazas	E H K F	100,931	—	—	—	—	—	—	—	—	—	—	—	—	—	—	—	—	—	—	1	—	—	—	2	
	K F	128,684	—	—	—	—	—	—	—	—	—	—	—	—	—	—	—	—	—	—	—	—	—	—	—	
YEKÛN Total	E H K F	130,735	—	—	93	8	—	6	—	2	3	—	—	4	4	—	6	—	—	58	—	4	—	3		
	K F	159,231	—	—	47	2	—	8	—	2	7	—	1	4	4	—	10	—	—	59	—	1	—	1		
Umumî yekûn Total général	E H K F	289,966	—	—	140	10	—	14	—	4	10	—	1	8	8	—	16	—	—	117	—	5	—	4		

VİLİYET: RİZE

Rize	Şehir Ville	E H K F	6,871	—	—	—	—	—	—	—	2	—	—	—	—	—	—	—	—	—	1	—	—	—	—	
		K F	7,007	—	—	—	—	—	—	—	—	—	—	—	—	—	—	—	—	—	—	—	—	—	—	—
	Köyler Villages	E H K F	34,581	—	—	—	—	—	—	—	—	—	—	—	—	—	1	—	—	—	—	—	—	—	—	1
		K F	50,563	—	—	—	—	—	—	—	—	—	—	—	—	1	—	—	—	—	—	—	—	—	—	—
	Yekûn Total	E H K F	41,452	—	—	—	—	—	—	—	—	2	—	—	—	—	1	—	—	—	—	1	—	—	—	1
		K F	57,570	—	—	—	—	—	—	—	—	—	—	—	—	1	—	—	—	—	—	—	—	—	—	—

KADRO V
CADRE

Nüfusun tabiiyet itibarı ile inkişafı
Répartition de la population d'après les pays de nationalité
VİLAYET : RİZE (Mabat - Suite)

KAZALAR Cazas	Cinsiyet Sexes	Türkiye	Efganistan	Mısır	İrak	İran	Suriye	Sair Afrika Asya memleketleri	Almanya	Arnavutluk	İngiltere	Avturya	Belçika	Bulgaristan	Fransa	Yunanistan	Macaristan	İtalya	Lehistan	Romanya	Rusya	Sırbistan	Sair avrupa memleketleri	Amerika	Meçhul
		Turquie	Afghanistan	Egypte	Irak	Persie	Syrie	Autres pays d'Afrique et d'Asie	Allemagne	Albanie	Angleterre	Autriche	Belgique	Bulgarie	France	Grèce	Hongrie	Italie	Pologne	Roumanie	Russie	Serbie	Autres pays d'Europe	Amerique	Inconnu
Sair kazalar	E	30,908	—	—	—	—	—	—	—	—	1	—	—	—	—	—	—	—	—	—	5	—	—	—	—
Autres cazas	H	41,711	—	—	—	—	—	—	—	—	—	—	—	—	—	—	—	—	—	—	4	—	—	—	—
YEKÛN Total	K	72,360	—	—	—	—	—	—	—	—	3	—	—	—	—	1	—	—	—	—	6	—	—	—	1
	F	99,281	—	—	—	—	—	—	—	—	—	—	—	—	1	—	—	—	—	—	4	—	—	—	—
Umumi yekûn Total général		171,641	—	—	—	—	—	—	—	—	3	—	—	—	1	1	—	—	—	—	10	—	—	—	1

VİLAYET : ARTVİN

Artvin	E	19,013	—	—	—	55	—	—	1	—	—	—	—	—	—	—	—	—	2	—	27	—	—	—	1
	H	16,170	—	—	—	31	—	2	5	—	—	—	—	—	—	—	—	—	—	—	15	—	—	—	—
Sair kazalar	K	25,426	—	—	—	—	—	—	—	—	—	—	—	—	—	—	—	—	—	—	7	—	—	—	—
	F	29,310	—	—	—	—	—	—	—	—	—	—	—	—	—	—	—	—	—	—	1	—	—	—	—
YEKÛN Total	K	44,439	—	—	—	55	—	—	1	—	—	—	—	—	—	—	—	—	2	—	34	—	—	—	1
	F	45,480	—	—	—	31	—	2	5	—	—	—	—	—	—	—	—	—	—	—	16	—	—	—	—
Umumi yekûn Total général		89,919	—	—	—	86	—	2	6	—	—	—	—	—	—	—	—	—	2	—	50	—	—	—	1

Kadro VI

CADRE

NÜFUSUN MAHALİ TEVELLÜT İTİBARİLE İNKISAMI

RÉPARTITION DE LA POPULATION D'APRÈS
LES PAYS DE NAISSANCE

C. — KARADENİZ SAHİL VİLÂYETLERİ

VILAYETS DE LA CÔTE DE LA MER NOIRE

Kocaeli	<i>Kodjaeli</i>	Ordu	<i>Ordou</i>
Zonguldak	<i>Zongouldak</i>	Giresun	<i>Kerassunde</i>
Kastamonu	<i>Kastamonou</i>	Trabzon	<i>Trebizonde</i>
Sinop	<i>Sinop</i>	Rize	<i>Rizé</i>
Samsun	<i>Samsoun</i>	Artvin	<i>Artvin</i>

KADRO VI
CADRE

Nüfusun mahali tevellüt itibarile inkısamı
Répartition de la population d'après les pays de naissance
VİLİYET: KOCAELİ

KAZALAR Cazas	Cinsiyet Sexes	Türkiye	Efganis-tan	Mısır	İrak	İran	Suriye	Sair Afrika Asya memleketleri	Almanya	Arnavutluk	İngiltere	Austurya	Belçika	Bulgaristan	Fransa	Yunanistan	Macaristan	İtalya	Lehistan	Romanya	Rusya	Sırbistan	Sair Avrupa memleketleri	Amerika	Meçhul	
		Turquie	Afghanistan	Egypte	Irak	Persie	Syrie	Autres pays d'Afrique et d'Asie	Alle-magne	Al-banie	Angle-terre	Au-triche	Bel-gique	Bul-garie	France	Grèce	Hon-grie	Ita-lie	Po-logne	Rou-manie	Rus-sie	Ser-bie	Autres pays d'Eu-rope	A-mé-rique	In-con-nu	
İzmit	Şehir Ville	E H K F	8,931	—	—	—	1	1	19	1	—	2	—	46	—	27	—	1	—	49	77	17	2	—	3	
		E H K F	5,797	—	—	—	3	1	2	1	—	—	—	—	54	1	55	—	—	—	48	53	17	—	—	6
	Köyler Villages	E H K F	18,302	—	—	—	—	—	1	—	3	—	1	—	422	—	251	—	—	—	55	666	5	—	—	3
		E H K F	19,338	—	—	—	—	—	—	—	1	—	—	—	577	—	184	—	—	—	48	808	5	—	—	—
	Yekün Total	E H K F	27,233	—	—	—	—	1	2	19	4	—	3	—	468	—	278	—	1	—	104	743	22	2	—	6
		E H K F	25,135	—	—	—	3	1	2	1	1	—	—	—	631	1	239	—	—	—	96	861	22	—	—	6
Ada-pazarı	Şehir Ville	E H K F	10,611	—	—	—	10	1	4	—	—	1	—	278	1	57	3	—	—	63	148	88	2	—	—	
		E H K F	10,527	—	—	—	8	3	2	1	2	—	1	—	340	—	53	1	1	—	64	157	99	1	—	7
	Köyler Villages	E H K F	26,469	—	—	—	38	1	4	4	1	—	1	—	994	—	479	—	—	—	86	932	270	—	—	4
		E H K F	28,494	—	1	—	18	1	—	—	1	—	—	—	1,006	—	506	—	—	—	80	948	215	—	—	6
	Yekün Total	E H K F	37,080	—	—	—	48	2	8	4	1	—	2	—	1,272	1	536	3	—	—	149	1,080	358	2	—	4
		E H K F	39,021	—	1	—	26	4	2	1	3	—	1	—	1,346	—	559	1	1	—	144	1,105	314	1	—	13
Gebze	Şehir Ville	E H K F	13,564	—	—	—	11	1	1	1	6	—	—	68	—	259	—	—	—	6	14	28	—	—	6	
		E H K F	11,762	—	—	—	—	—	—	1	—	—	1	—	71	—	181	—	—	—	1	13	5	—	—	1
Geyve	Şehir Ville	E H K F	14,192	—	—	—	3	—	—	—	—	—	—	40	—	62	—	—	—	3	120	—	—	—	—	
		E H K F	15,930	—	—	—	—	—	—	—	—	—	—	—	51	—	54	—	—	—	5	186	—	—	—	—
Hendek	Şehir Ville	E H K F	11,547	—	—	—	—	—	2	—	—	—	—	79	—	27	—	—	—	1	205	104	—	—	—	
		E H K F	11,995	—	—	—	—	—	—	—	—	—	—	—	84	—	33	—	—	—	2	327	167	—	—	—
Kandıra	Şehir Ville	E H K F	18,944	1	—	—	1	—	—	1	—	—	—	195	—	1	—	—	—	5	48	—	—	—	—	
		E H K F	21,558	—	—	—	—	—	—	—	—	—	—	—	276	—	9	—	—	—	4	36	—	—	—	4

KADRO
CADRE VI

Nüfusun mahali teveliüt itibarile inkısamı
Répartition de la population d'après les pays de naissance
VİLAYET : KOCAELİ (Mabat - Suite)

KAZALAR Cazas	Clas- yet Sexes	Türki- ye	Ef- ga- nis- tan	Mı- sır	Irak	İran	Su- ri- ye	Sair Afrika Asya mem- leket- leri	Al- ma- nya	Ar- na- vut- luk	In- gil- tere	A- vus- tur- ya	Bel- çika	Bul- gar- istan	Frans- sa	Yu- na- nis- tan	Ma- ca- ris- tan	İtal- ya	Le- his- tan	Ro- man- ya	Rus- ya	Sır- bis- tan	Sair avrupa mem- leket- leri	A- me- ri- ka	Meç- bul
		Tur- quie	Af- gha- nis- tan	E- gyp- te	Irak	Per- se	Sy- rie	Autres pays d'Afrique et d'Asie	Al- le- ma- gne	Al- ba- nie	An- gle- terre	Au- tri- che	Bel- gi- que	Bul- garie	France	Grè- ce	Hon- grie	Ita- lie	Pol- ogne	Rou- manie	Rus- sie	Ser- bie	Autres pays d'Eu- rope	A- mé- ri- que	In- con- nu
Karamursal	E H K F	11,882	—	—	—	—	—	1	—	5	—	1	—	160	—	111	—	—	—	13	192	15	—	1	3
	K F	12,483	—	—	—	—	—	—	—	—	—	—	—	212	—	99	—	—	—	7	129	4	—	—	1
YEKÜN Total	E H K F	134,442	1	—	63	4	14	24	17	—	6	—	2,282	1	1,274	3	1	—	281	2,402	527	4	1	19	
	K F	137,884	—	1	29	5	4	3	4	—	2	—	2,671	1	1,174	1	1	—	259	2,657	512	1	—	25	
Umumî yekün Total général		272,326	1	1	—	92	9	18	27	21	—	8	—	4,953	2	2,448	4	2	—	540	5,059	1,039	5	1	44

VİLAYET : ZONGÜLDAK

Zon- guldak	Şehir Ville	E H K F	8,334	—	—	4	—	6	—	—	5	3	16	19	6	8	72	—	2	11	8	2	—	4	
		K F	3,295	—	—	—	—	—	5	1	—	8	1	11	15	17	3	66	1	2	12	3	5	—	2
	Köyler Villages	E H K F	17,025	—	—	1	—	—	9	—	—	6	—	7	3	—	11	12	2	—	2	2	1	—	6
		K F	16,205	—	—	—	—	—	—	—	—	—	—	—	7	—	3	5	—	—	—	—	2	—	2
Yekün Total	E H K F	25,359	—	—	5	—	6	9	—	—	11	3	23	22	6	19	84	2	2	13	10	3	—	10	
	K F	19,500	—	—	—	—	—	5	1	—	8	1	11	22	17	6	71	1	2	12	3	7	—	4	
Bartın	E H K F	29,429	—	—	—	—	—	—	2	—	—	—	2	—	—	—	—	—	4	7	1	—	—	2	
	K F	34,675	—	—	—	—	1	—	—	—	—	—	1	—	1	—	—	—	1	4	—	—	—	—	
Devrek	E H K F	26,352	—	—	—	—	—	—	—	—	—	—	—	—	—	—	—	—	—	—	—	—	—	—	
	K F	30,943	—	—	—	—	—	—	—	—	—	—	—	—	—	—	—	—	—	1	—	—	—	—	
Ereğli	E H K F	20,065	—	—	—	—	—	—	—	—	—	—	7	—	27	5	2	—	2	—	—	1	—	1	
	K F	22,963	—	—	1	1	—	—	—	—	—	—	—	2	—	32	—	10	—	2	2	—	—	—	

KADRO VI
CADRE

Nüfusun mahali tevellüt itibarile inkısamı
Répartition de la population d'après les pays de naissance
VİLAYET : ZONGÜLDAK (Mabat - Suite)

KAZALAR Cazas	Clas- yet Sexes	Türki-ye	Ef- gan- nis- tan	Mı- sır	İrak	İran	Su- ri- ye	Sair Afrika Asya mem- leket- leri	Al- ma- nya	Ar- na- vut- luk	İn- gil- tere	A- vus- tur- ya	Bel- çika	Bul- gar- istan	Fransız	Yu- na- nis- tan	Ma- ca- ris- tan	İtal- ya	Le- his- tan	Ro- man- ya	Rus- ya	Sir- bis- tan	Sair avrupa mem- leket- leri	A- me- ri- ka	Meç- hul
		Tur- quie	Af- gha- nis- tan	E- gyp- te	İrak	Per- se	Sy- rie	Autres pays d'Afrique et d'Asie	Al- le- ma- gne	Al- ba- nie	Ar- gle- terre	Au- tri- che	Bel- gi- que	Bul- garie	France	Grèce	Hon- grie	Italie	Po- lo- gne	Rou- manie	Rusie	Ser- bie	Autres pays d'Eu- rope	A- mé- ri- que	In- con- nu
Safranbolu	E H K F	25,856	—	—	—	—	—	—	—	—	—	—	—	1	—	—	—	1	—	—	—	—	12	—	—
	K F	33,214	—	—	—	—	—	—	—	—	—	—	—	—	—	11	—	—	—	—	1	—	—	—	6
YEKÛN Total	E H K F	127,061	—	—	—	5	—	6	9	2	—	11	3	33	22	33	24	87	2	8	20	11	16	—	13
	K F	141,295	—	—	—	1	1	1	5	1	—	8	1	14	22	61	6	81	1	6	19	3	7	—	10
Umumi yekûn Total général		268,356	—	—	—	6	1	7	14	3	—	19	4	47	44	94	30	168	3	14	39	14	23	—	23

VİLAYET : KASTAMONU

KASTAMONU	Clas- yet Sexes	Türki-ye	Ef- gan- nis- tan	Mı- sır	İrak	İran	Su- ri- ye	Sair Afrika Asya mem- leket- leri	Al- ma- nya	Ar- na- vut- luk	İn- gil- tere	A- vus- tur- ya	Bel- çika	Bul- gar- istan	Fransız	Yu- na- nis- tan	Ma- ca- ris- tan	İtal- ya	Le- his- tan	Ro- man- ya	Rus- ya	Sir- bis- tan	Sair avrupa mem- leket- leri	A- me- ri- ka	Meç- hul
		Tur- quie	Af- gha- nis- tan	E- gyp- te	İrak	Per- se	Sy- rie	Autres pays d'Afrique et d'Asie	Al- le- ma- gne	Al- ba- nie	Ar- gle- terre	Au- tri- che	Bel- gi- que	Bul- garie	France	Grèce	Hon- grie	Italie	Po- lo- gne	Rou- manie	Rusie	Ser- bie	Autres pays d'Eu- rope	A- mé- ri- que	In- con- nu
Şehir Ville	E H K F	7,395	—	—	—	—	—	—	—	—	—	—	—	2	—	—	—	—	—	3	7	—	—	—	1
	K F	7,170	—	1	—	—	1	1	—	—	—	—	—	—	—	—	—	5	—	1	1	—	—	—	2
Köyler Villages	E H K F	21,141	—	—	—	—	—	—	—	—	—	—	—	—	—	—	—	—	—	—	—	—	—	—	1
	K F	27,382	—	—	—	—	—	—	—	—	—	—	—	—	—	—	—	—	—	—	1	1	—	—	1
Yekûn Total	E H K F	28,536	—	—	—	—	—	—	—	—	—	—	—	2	—	—	—	—	—	3	7	—	—	—	2
	K F	34,552	—	1	—	—	1	1	—	—	—	—	—	—	—	—	—	5	—	1	2	1	—	—	3
Araç	E H K F	16,657	—	—	—	—	—	—	—	—	—	—	—	—	—	—	—	—	—	—	—	1	—	—	—
	K F	21,845	—	—	—	—	—	—	—	—	—	—	—	—	—	—	—	—	—	—	—	—	—	—	—
Cide	E H K F	16,254	—	—	—	—	—	—	—	—	—	—	—	—	—	—	—	—	—	—	—	—	—	—	3
	K F	19,964	—	—	—	—	—	—	—	—	—	—	—	—	—	—	—	—	—	—	—	—	—	—	—
Daday	E H K F	17,216	—	—	—	—	—	—	—	—	—	—	—	—	—	—	—	—	—	—	—	—	—	—	3
	K F	23,264	—	—	—	—	—	—	—	—	—	—	—	—	—	—	—	—	—	—	—	—	—	—	1

Nüfusun mahali tevellüt itibarile inkısamı

KADRO VI
CADRE

Répartition de la population d'après les pays de naissance

VİLÂYET : KASTAMONU (Mabat - Suite)

KAZALAR Cazas	Cinsi- yet Sexes	Türki-ye	Ef- ga- nis- tan	Mi- sir	Irak	İran	Su- ri- ye	Sair Afrika Asya mem- leket- leri	Al- ma- nya	Ar- na- vut- luk	İn- gil- tere- ya	A- vus- tur- ya	Bel- çika	Bul- ga- ris- tan	Frans- sa	Yu- na- nis- tan	Ma- ca- ris- tan	İtal- ya	Le- his- tan	Ro- man- ya	Rus- ya	Sir- bis- tan	Sair avrupa mem- leket- leri	A- me- ri- ka	Mec- hul	
		Tur- quie	Af- gha- nis- tan	E- gyp- te	Irak	Per- se	Sy- rie	Autres pays d'Afrique et d'Asie	Al- le- ma- gne	Al- ba- nie	An- gle- terre	Au- tri- che	Bel- gi- que	Bul- ga- rie	France	Grè- ce	Hon- gne	Ita- lie	Pol- ogne	Rou- man- ie	Rus- sie	Ser- bie	Autres pays d'Eu- rope	A- méri- que	In- con- nu	
İnebolu	E	20,772	—	—	—	—	—	—	3	—	1	—	—	1	—	—	1	1	—	—	6	—	—	—	1	—
	H K F	26,525	—	—	—	—	—	—	—	—	—	—	—	—	—	—	—	—	—	—	1	1	—	—	—	—
Güre	E	10,870	—	—	—	—	—	—	—	—	—	—	—	—	—	—	—	—	—	—	3	—	—	—	—	—
	H K F	13,821	—	—	—	—	—	1	—	—	—	—	—	—	—	—	—	—	—	—	—	—	—	—	—	—
Taşköprü	E	20,890	—	—	—	—	—	—	—	—	—	—	—	—	—	—	—	—	—	—	—	—	—	—	—	1
	H K F	26,514	—	—	—	—	—	—	—	—	—	—	—	—	—	—	1	—	—	—	3	—	1	—	—	1
Tosya	E	17,344	—	—	—	—	—	1	—	—	—	—	—	—	—	—	—	—	—	—	—	—	—	—	—	—
	H K F	21,408	—	—	—	—	—	1	—	—	—	—	—	—	—	—	—	—	—	—	—	—	—	—	—	3
YEKÜN Total	E	148,539	—	—	—	—	—	1	3	—	1	—	—	3	—	—	1	1	—	—	6	13	1	—	1	9
	H K F	187,893	—	1	—	—	1	3	—	—	—	—	—	—	—	1	—	5	—	—	5	3	2	—	—	8
Umumi yekün Total général	E	336,432	—	1	—	—	1	4	3	—	1	—	—	3	—	1	1	6	—	11	16	3	—	1	17	

VİLÂYET : SİNOP

Sinop	E	15,484	—	—	—	—	—	—	12	—	—	1	—	1	—	5	—	4	—	—	105	2	1	—	1
	H K F	16,882	—	—	—	—	—	—	—	—	—	—	2	2	1	9	—	—	—	—	69	2	—	—	—
Ayancık	E	19,619	—	—	—	—	—	—	—	—	—	—	—	—	—	—	—	—	—	—	33	1	—	—	—
	H K F	24,388	—	—	—	—	—	1	—	—	—	—	—	2	—	—	—	—	—	—	20	—	1	—	4

KADRO VI
CADRE

Nüfusun mahali tevellüt itibarile inkısatı
Répartition de la population d'après les pays de naissance
VİLÂYET : SİNOP (Mabat - Suite)

KAZALAR Cazas	Cinsi- yet Sexes	Türki- ye	Ef- ga- nis- tan	Mi- sir	Irak	Iran	Su- ri- ye	Sair Afrika Asya mem- leket- leri	Al- ma- nya	Ar- na- vut- luk	in- gil- tere	A- vus- tur- ya	Bel- çika	Bul- ga- ris- tan	Frans- sa	Yu- na- nis- tan	Ma- ca- ris- tan	Ital- ya	Le- his- tan	Ro- man- ya	Rus- ya	Sir- bis- tan	Sair avrupa mem- leket- leri	A- me- ri- ka	Meç- hul
		Tur- quie	Af- gha- nis- tan	E- gyp- te	Irak	Per- se	Sy- rie	Autres pays d'Afrique et d'Asie	Al- le- ma- gne	Al- ba- nie	An- gle- terre	Au- tri- che	Bel- gi- que	Bul- ga- rie	Frans- ce	Grè- ce	Hon- grie	Ital- ie	Pol- ogne	Rou- man- ie	Rus- sie	Ser- bie	Autres pays d'Eu- rope	A- mé- ri- que	In- con- nu
Boyabat	E H	27,463	1	—	—	—	—	—	—	—	—	—	—	—	—	—	—	—	—	—	4	—	—	—	—
	K F	32,301	—	—	—	—	—	—	—	—	—	—	—	—	—	—	—	—	—	—	7	—	—	—	—
Gerze	E H	15,433	—	—	—	—	—	—	—	—	—	—	—	—	—	—	—	—	—	—	16	—	—	—	—
	K F	18,057	—	—	—	—	1	—	—	—	—	—	—	—	—	—	—	—	—	—	22	—	—	—	8
YEKÜN Total	E H	77,999	1	—	—	—	—	—	12	—	—	1	—	1	—	5	—	4	—	—	158	3	1	—	1
	K F	91,628	—	—	—	—	1	1	—	—	—	—	2	4	1	9	—	—	—	—	118	2	1	—	12
Umumi yekün Total général		169,627	1	—	—	—	1	1	12	—	—	1	2	5	1	14	—	4	—	—	276	5	2	—	13

VİLÂYET : SAMSUN

KAZALAR	Cinsi- yet Sexes	Türki- ye	Ef- ga- nis- tan	Mi- sir	Irak	Iran	Su- ri- ye	Sair Afrika Asya mem- leket- leri	Al- ma- nya	Ar- na- vut- luk	in- gil- tere	A- vus- tur- ya	Bel- çika	Bul- ga- ris- tan	Frans- sa	Yu- na- nis- tan	Ma- ca- ris- tan	Ital- ya	Le- his- tan	Ro- man- ya	Rus- ya	Sir- bis- tan	Sair avrupa mem- leket- leri	A- me- ri- ka	Meç- hul
		Tur- quie	Af- gha- nis- tan	E- gyp- te	Irak	Per- se	Sy- rie	Autres pays d'Afrique et d'Asie	Al- le- ma- gne	Al- ba- nie	An- gle- terre	Au- tri- che	Bel- gi- que	Bul- ga- rie	Frans- ce	Grè- ce	Hon- grie	Ital- ie	Pol- ogne	Rou- man- ie	Rus- sie	Ser- bie	Autres pays d'Eu- rope	A- mé- ri- que	In- con- nu
Samsun	E H	16,821	1	3	—	92	10	5	8	3	1	11	—	49	1	219	33	16	—	8	308	18	11	4	5
	K F	12,173	—	—	—	23	16	5	11	3	—	2	—	13	1	200	5	6	—	3	256	16	2	—	10
Köyler Villages	E H	21,066	—	—	—	12	3	—	—	—	—	—	—	9	—	169	—	—	—	—	202	8	—	—	1
	K F	23,817	—	1	—	3	1	—	—	—	—	—	—	—	—	174	—	—	—	—	192	—	—	—	13
Yekün Total	E H	37,887	1	3	—	104	13	5	8	3	1	11	—	58	1	388	33	16	—	8	510	26	11	4	6
	K F	35,990	—	1	—	26	17	5	11	3	—	2	—	13	1	374	5	6	—	3	448	16	2	—	23
Bafra	E H	27,903	—	—	—	23	—	—	1	—	—	—	—	1	—	134	—	2	—	7	79	11	1	—	11
	K F	30,079	—	—	—	92	—	—	—	—	—	—	—	3	—	166	—	1	—	3	115	2	—	—	1
Çarşamba	E H	20,749	—	—	—	5	—	—	—	1	—	1	—	2	—	48	—	—	—	—	186	3	—	—	—
	K F	24,085	—	—	—	—	—	—	—	—	—	1	—	2	—	56	1	—	—	1	213	—	—	—	4

Nüfusun mahali tevellüt itibarile inkisamı
Répartition de la population d'après les pays de naissance

KADRO VI
CADRE

VİLÂYET : SAMSUN (Mabat - Suite)

KAZALAR Cazas	Cinsiyet Sexes	Türkiye	Efganistan	Mısır	Irak	İran	Suriye	Sair Afrika memleketleri	Almanya	Arnavutluk	İngiltere	Avusturya	Belçika	Bulgaristan	Fransa	Yunanistan	Macaristan	İtalya	Lehistan	Romanya	Rusya	Sırbistan	Sair Avrupa memleketleri	Amerika	Meçhul
		Turquie	Afghanistan	Egypte	Irak	Persie	Syrie	Autres pays d'Afrique et d'Asie	Allemagne	Albanie	Angleterre	Autriche	Belgique	Bulgarie	France	Grèce	Hongrie	Italie	Pologne	Roumanie	Russie	Serbie	Autres pays d'Europe	Amérique	Inconnu
Havza	E H K F	17,733	1	—	—	18	—	1	3	—	—	—	—	—	—	42	—	1	—	—	191	9	—	—	1
	K F	19,808	—	—	—	6	—	—	1	—	—	—	—	—	—	10	—	—	—	—	181	—	—	—	4
Terme	E H K F	9,763	—	—	—	—	—	—	—	—	—	—	—	—	—	—	—	—	—	—	58	—	—	—	2
	K F	11,493	—	—	—	—	—	—	—	—	—	—	—	—	—	—	—	—	—	—	49	—	—	—	—
Vezirköprü	E H K F	15,619	—	—	—	3	—	—	—	—	—	—	—	—	—	14	—	—	—	—	57	10	—	—	3
	K F	18,880	—	—	—	10	—	—	—	—	—	—	—	—	—	18	—	—	—	—	55	—	—	—	5
YEKÜN Total	E H K F	129,654	2	3	—	153	13	6	12	4	1	12	—	61	1	626	33	19	—	15	1,081	59	12	4	23
	K F	140,315	—	1	—	134	17	5	12	3	—	3	—	18	1	624	6	7	—	7	1,061	18	2	—	37
Umumî yekün Total général		269,969	2	4	—	287	30	11	24	7	1	15	—	79	2	1,250	39	26	—	22	2,142	77	14	4	60

VİLÂYET : ORDU

Ordu	E H K F	50,997	—	—	—	1	1	1	—	—	—	—	—	—	1	19	—	—	—	—	62	—	—	—	3
	K F	62,691	—	—	—	—	—	1	1	—	—	—	—	—	—	12	—	2	—	—	104	—	—	—	3
Fatsa	E H K F	16,919	—	—	—	—	1	—	—	—	—	—	—	1	—	2	—	—	—	—	193	—	—	—	—
	K F	20,736	—	—	—	—	—	—	—	—	—	—	—	—	—	4	—	—	—	—	251	—	—	—	3
Ünye	E H K F	21,985	—	—	—	—	—	—	1	—	1	1	—	—	—	10	2	1	—	—	132	—	—	—	2
	K F	28,029	—	—	—	—	—	1	—	—	—	1	—	—	—	7	2	—	—	—	169	—	—	—	1

Nüfusun mahallî tevellüt itibarile inkısamı
Répartition de la population d'après les pays de naissance
VİLÂYET : ORDU (Mabat - Suite)

KADRO VI
CADRE

KAZALAR Cazas	Cinsiyet sexes	Türkiye	Efganistan	Mısır	İrak	İran	Suriye	Sair Afrika ve Asya memleketleri	Almanya	Arnavutluk	İngiltere	Avusturya	Belçika	Bulgaristan	Fransa	Yunanistan	Macaristan	İtalya	Lehistan	Romanya	Rusya	Siristan	Sair Avrupa memleketleri	Amerika	Meçhul
		Turquie	Afghanistan	Egypte	Irak	Perse	Syrie	Autres pays d'Afrique et d'Asie	Allemagne	Albanie	Angleterre	Autriche	Belgique	Bulgarie	France	Grèce	Hongrie	Italie	Pologne	Roumanie	Russie	Serbie	Autres pays d'Europe	Amerique	Inconnu
YEKÛN Total	E	89,901	—	—	—	1	2	1	1	—	1	1	—	1	1	31	2	1	—	—	387	—	—	—	5
	H K F	111,456	—	—	—	—	—	2	1	—	—	1	—	—	—	23	2	2	—	—	524	—	—	—	7
Umumî yekûn Total général		201,357	—	—	—	1	2	3	2	—	1	2	—	1	1	54	4	3	—	—	911	—	—	—	12

VİLÂYET : GİRESUN

Giresun	Şehir Ville	E	6,503	—	—	—	1	1	3	4	—	—	1	—	8	3	12	—	4	—	2	11	—	5	—	12
		H K F	5,232	—	—	—	1	—	—	2	—	—	—	—	—	1	—	1	—	—	—	—	3	—	—	—
Giresun	Köyler Villages	E	37,147	—	—	—	—	—	—	—	—	—	—	—	—	—	—	—	—	—	—	7	—	—	—	2
		H K F	44,005	—	—	—	—	—	—	—	—	—	—	—	—	1	2	—	—	—	—	29	1	—	—	—
Giresun	Yekûn Total	E	43,650	—	—	—	1	1	3	4	—	—	1	—	8	3	12	—	4	—	2	18	—	5	—	14
		H K F	49,237	—	—	—	1	—	—	2	—	—	—	—	1	1	3	—	—	—	—	32	1	—	—	4
Görece	Şehir Ville	E	16,702	—	—	—	—	—	—	—	—	—	—	—	—	—	—	—	—	—	—	2	—	—	—	—
		H K F	20,257	—	—	—	—	—	—	—	—	—	—	—	—	—	—	—	—	—	—	1	2	—	—	—
Tirebolu	Şehir Ville	E	15,744	—	—	—	—	—	—	—	—	—	—	—	1	—	—	—	—	—	—	—	—	—	—	—
		H K F	19,314	—	—	—	—	—	—	—	—	—	—	—	—	1	—	—	—	—	—	—	1	—	—	—
YEKÛN Total	Şehir Ville	E	76,096	—	—	—	1	1	3	4	—	—	1	—	9	3	12	—	4	—	2	20	—	5	—	14
		H K F	88,808	—	—	—	1	—	—	2	—	—	—	—	2	1	3	—	—	—	1	35	1	—	—	4
Umumî yekûn Total général		164,904	—	—	—	2	1	3	6	—	—	1	—	11	4	15	—	4	—	3	55	1	5	—	18	

KADRO
CADRE VI

Nüfusun mahallî tevellüt itibarile tükisami
Répartition de la population d'après les pays de naissance
VİLÄYET: TRABZON

KAZALAR Cazas	Clas- yet text:	Türki-ye	Ef- ga- nis- tan	Mi- sır	Irak	İran	Su- ri- ye	Sair Afrika Asya mem- leket- leri	Al- ma- nya	Ar- na- vut- luk	in- gil- tere	A- vus- tur- ya	Bel- çika	Bul- gar- ris- tan	Fran- sa	Yu- na- nis- tan	Ma- ca- ris- tan	İtal- ya	Le- his- tan	Ro- man- ya	Rus- ya	Sır- bis- tan	Sair avrupa mem- leket- leri	A- me- ri- ka	Meç- hul	
		Tur- quie	Af- gha- nis- tan	E- ryp- te	Irak	Per- se	Sy- rie	Autres pays d'Afrique et d'Asie	Al- le- ma- gne	Al- ba- nie	An- gle- terre	Au- tri- che	Bel- gi- que	Bul- garie	Fran- ce	Grè- ce	Hon- grie	İtal- lie	Pol- o- gne	Rou- ma- nie	Rus- sie	Ser- bie	Autres pays d'Eu- rope	A- mé- ri- que	In- con- nu	
Tra- bzön	Şehir Ville	E H K F	13,299	—	—	85	—	—	4	—	1	2	—	3	3	8	—	3	—	—	104	—	3	—	3	
		K F	10,938	—	—	18	—	—	—	1	1	1	—	—	3	2	4	—	1	—	—	97	1	2	—	—
	Köyler Villages	E H K F	16,470	—	—	—	—	—	—	—	—	—	—	—	—	—	—	—	—	—	—	3	—	—	—	1
		K F	19,621	—	—	—	—	—	—	—	—	—	—	—	—	—	—	—	—	—	—	3	—	—	—	—
Yekün Total	E H K F	29,769	—	—	—	85	—	—	4	—	1	2	—	3	3	8	—	3	—	—	107	—	3	—	4	
	K F	30,559	—	—	—	18	—	—	1	1	1	—	—	3	2	4	—	1	—	—	100	1	2	—	—	
Akçaabat	E H K F	19,039	—	—	—	—	—	—	—	—	—	—	—	—	—	—	—	—	—	—	1	—	—	—	—	
	K F	22,501	—	—	—	—	—	—	—	—	—	—	—	—	—	—	—	—	—	—	3	—	—	—	—	
Maçka	E H K F	8,820	—	—	—	—	—	—	—	—	—	—	—	—	—	—	—	—	—	—	4	—	—	—	—	
	K F	10,410	—	—	—	—	—	—	—	—	—	—	—	—	—	—	—	—	—	—	1	1	—	—	—	
Of	E H K F	26,982	—	—	—	—	—	—	—	—	—	—	—	—	—	—	—	—	—	—	—	—	—	—	3	
	K F	36,570	—	—	—	—	—	—	—	—	—	—	—	1	—	—	—	—	—	—	2	—	—	—	—	
Sürmene	E H K F	24,770	—	—	—	—	—	—	—	—	—	—	—	—	—	—	—	—	—	1	3	—	—	—	—	
	K F	32,868	—	—	—	—	—	—	—	—	—	—	—	—	—	—	—	—	—	—	2	—	—	—	—	
Vakfikebir	E H K F	21,311	—	—	—	—	—	—	—	—	—	—	—	—	—	—	—	—	—	—	—	—	—	—	7	
	K F	26,318	—	—	—	—	—	—	—	—	—	—	—	—	—	—	—	—	—	—	—	—	—	—	7	
YEKÜN Total	E H K F	130,684	—	—	—	85	—	—	4	—	1	2	—	3	3	8	—	3	—	1	115	—	3	—	14	
	K F	159,226	—	—	—	18	—	—	1	1	1	—	—	4	2	4	—	1	—	—	108	2	2	—	7	
Umumi yekün Total général		289,910	—	—	—	103	—	—	5	1	2	2	—	7	5	12	—	4	—	1	223	2	5	—	21	

Nüfusun mahali tevellit itibarile inkısamı
Répartition de la population d'après les pays de naissance

KADRO VI
CADRE

VİLAYET: RİZE

KAZALAR Cazas	Cinsiyet Sexes	Türkiye	Ei-ga-nis-tan	Mi-sir	İrak	İran	Su-ri-ye	Sair Afrika Asya memleketleri	Al-ma-nya	Ar-na-vut-luk	İn-gil-tere	A-vus-tur-ya	Bel-cıka	Bul-gar-is-tan	Fransız	Yu-na-nis-tan	Ma-ca-ris-tan	İtal-ya	Le-his-tan	Ro-man-ya	Rus-ya	Sir-bis-tan	Sair avrupa memleketleri	A-me-ri-ka	Mec-hul
		Tur-que	Af-gha-nis-tan	E-gyp-te	İrak	Per-se	Sy-rie	Autres pays d'Afrique et d'Asie	Al-le-ma-gne	Al-ba-nie	An-gle-terre	Au-tri-che	Bel-gi-que	Bul-garie	France	Grèce	Hon-grie	Italie	Pol-o-gne	Rou-manie	Rus-sie	Ser-bie	Autres pays d'Europe	A-mé-ri-que	In-con-nu
Rize	Şehir Ville	E 6,867								2				1							4				
		K 6,992		2													1			1	11				
	Köyler Villages	E 34,577						2								1					2				1
		K 50,555										1									1	7			
Pazar (Atine)	Yekûn Total	E 41,444						2		2				1		1					6				1
		K 57,547		2								1					1				2	18			
Hopa		E 16,296																			5				
		K 25,225																		1	22				
YEKÛN Total		E 14,595												1							2	15			
		K 16,452																				14			1
Umumî yekûn Total général		E 72,335						2		2				2		1				2	26				1
		K 99,224		2							1						1			3	54				1


VİLAYET: ARTVİN

Artvin	E	18,997			50			1					1						2		43				5
	K	16,088			17			5					1								109				3
Şavşat	E	13,974													1						14				
	K	14,348				4			2								1				10				

Nüfusun mahali tevellüt itibarile inkisami
Répartition de la population d'après les pays de naissance
VİLAYET: ARTVIN (Mabat - Suite)

KADRO VI
CADRE

KAZALAE Cazas	Cins- yet Sexes	Türki-ye	Ef- ga- nis- tan	Mi- sir	İrak	İran	Su- riye	Sair Afrika Asya mem- leket- leri	Al- ma- nya	Ar- na- vut- luk	İn- gi- tere	A- vus- tur- ya	Bel- çika	Bul- gar- tan	Fran- sa	Yu- na- nis- tan	Ma- ca- ris- tan	İtal- ya	Le- his- tan	Ro- man- ya	Rus- ya	Sir- bis- tan	Sair avrupa mem- leket- leri	A- me- rika	Mec- hul	
		Tur- quie	Af- gha- nis- tan	E- gyp- te	İrak	Per- se	Sy- rie	Autres pays d'Afrique et d'Asie	Al- le- ma- gne	Al- ba- nie	An- gle- terre	Au- tri- che	Bel- gi- que	Bul- gar- ie	Fran- ce	Grè- ce	Hon- grie	İtal- lie	Pol- o- gne	Rou- ma- nie	Rus- sie	Ser- bie	Autres pays d'Eu- rope	A- mè- ri- que	In- con- nu	
Yusufeli	E	11,444	—	—	—	—	—	—	—	—	—	—	—	—	—	—	—	—	—	—	—	—	—	—	—	—
	H	14,945	—	—	—	—	—	—	—	—	—	—	—	—	—	—	—	—	—	—	—	1	—	—	—	—
YEKÜN Total	E	44,415	—	—	—	50	—	—	1	—	—	—	—	1	—	1	—	—	2	—	57	—	—	—	—	5
	H	45,381	—	—	—	17	4	—	5	2	—	—	—	1	—	—	—	1	—	—	120	—	—	—	—	3
Umumi yekün Total général		89,796	—	—	—	67	4	—	6	2	—	—	—	2	—	1	—	1	2	—	177	—	—	—	—	8



FİHRİST

TABLE DES MATIÈRES

A. Merkezi anadolu vilâyetleri VILAYETS DE L'ANATOLIE CENTRALE

KADRO I Nüfusun halimedeni, yaş grupları ve
Tahsil itibarile inkısamı
CADRE I Répartition de la population d'après l'état
civil, les groupes d'âges et l'instruction

VİLÂYETLER Vilayets	Sayfa Pages
Ankara	2- 3
Eskişehir.	3- 4
Afyonkarahisar	4- 5
Konya	5- 6
Aksaray	7
Niğde	7- 8
Kırşehir	8
Yozgat	9
Çankırı	9-10
Çorum	10-11
Amasya	11-12
Tokat	12-13
Kayseri	13-14
Sivas	14-15

KADRO II Nüfusun meslekler itibarile inkısamı
CADRE II Répartition de la population d'après
les professions

Ankara	17-18
Eskişehir.	18-19
Afyonkarahisar	19-20
Konya	20-21
Aksaray	22
Niğde	22-23
Kırşehir	23
Yozgat	24
Çankırı	24-25
Çorum	25-26
Amasya	26-27
Tokat	27-28
Kayseri	28-29
Sivas	29-30

KADRO III Nüfusun dinler ve maluliyetler
itibarile inkısamı
CADRE III Répartition de la population d'après les
religions - Relevé des infirmités

VİLÂYETLER Vilayets	Sayfa Pages
Ankara	32-33
Eskişehir.	33-34
Afyonkarahisar	34-35
Konya	35-36
Aksaray	37
Niğde	37-38
Kırşehir	38
Yozgat	39
Çankırı	39-40
Çorum	40-41
Amasya	41-42
Tokat	42-43
Kayseri	43-44
Sivas	44-45

KADRO IV Nüfusun ana lisani itibarile inkısamı
CADRE IV Répartition de la population d'après les
langues maternelles

Ankara	48-49
Eskişehir.	49-50
Afyonkarahisar	50-51
Konya	51-52
Aksaray	53
Niğde	53-54
Kırşehir	54
Yozgat	55
Çankırı	55-56
Çorum	56-57
Amasya	57-58
Tokat	58-59
Kayseri	59-60
Sivas	60-61

KADRO Nüfusun tabiiyet itibarile inkısamı
CADRE V Répartition de la population d'après les
pays de nationalité

VİLÂYETLER Vilayets	Sayfa Pages
Ankara	64
Eskişehir	64-65
Afyonkarahisar.	65
Konya	66
Aksaray	66
Niğde	67
Kırşehir	67-68
Yozgat	68
Çankırı	69
Çorum	69-70
Amasya	70-71
Tokat	71-72
Kayseri	72
Sivas	73

KADRO Nüfusun mahali tevellüt itibarile
inkısamı
CADRE VI Répartition de la population d'après les
pays de naissance

Ankara	76-77
Eskişehir	77-78
Afyonkarahisar.	78-79
Konya	79-80-81
Aksaray	81
Niğde	82
Kırşehir	83
Yozgat	83-84
Çankırı	84
Çorum	85-86
Amasya	86-87
Tokat	87-88
Kayseri	88-89
Sivas	89-90

**B. İstanbul ve türkiye avrupası
vilâyetleri**

**VILAYETS DE STAMBOUL ET DE LA TURQUIE
D'EUROPE**

KADRO Nüfusun halimedeni, yaş grupları
ve tahsil itibarile inkısamı
CADRE I Répartition de la population d'après l'état
civil, les groupes d'âges et l'instruction

VİLÂYETLER Vilayets	Sayfa Pages
İstanbul	92-93
İstanbul Şehremaneti (<i>Préfecture de Stamboul</i>)	93-94
Edirne	94-95
Kırklareli	95-96
Tekirdağ	96-97

KADRO Nüfusun meslekler itibarile inkısamı
CADRE II Répartition de la population d'après
les professions

İstanbul	100-101
İstanbul Şehremaneti (<i>Préfecture de Stamboul</i>)	101-102
Edirne	102-103
Kırklareli	103-104
Tekirdağ	104-105

KADRO Nüfusun dinler ve maluliyetler
itibarile inkısamı
CADRE III Répartition de la population d'après les
religions - Relevé des infirmités

İstanbul	108-109
İstanbul Şehremaneti (<i>Préfecture de Stamboul</i>)	109-110
Edirne	110-111
Kırklareli	111-112
Tekirdağ	112-113

KADRO Nüfusun ana lisanı itibarile inkısamı
CADRE IV Répartition de la population d'après les
langues maternelles

İstanbul	116-117
İstanbul Şehremaneti (<i>Préfecture de Stamboul</i>)	117-118
Edirne	118-119
Kırklareli	119-120
Tekirdağ	120-121

KADRO Nüfusun tabiiyet itibarile inkısamı
CADRE V Répartition de la population d'après les
pays de nationalité

VİLÂYETLER Vilayets	Sayfa Pages
İstanbul	124-125
İstanbul Şehremaneti (<i>Préfecture de Stamboul</i>)	125-126
Edirne	126-127
Kırklareli	127
Tekirdağ	128

KADRO Nüfusun mahali tevellüt itibarile
inkısamı
CADRE VI Répartition de la population d'après les
pays de naissance

İstanbul	130-131
İstanbul Şehremaneti (<i>Préfecture de Stamboul</i>)	131-132
Edirne	132-133
Kırklareli	133-134
Tekirdağ	134-135

C. Karadeniz sahil vilâyetleri

VILAYETS DE LA CÔTE DE LA MER NOIRE

KADRO Nüfusun halimedeni, yaş grupları
ve tahsil itibarile inkısamı
CADRE I Répartition de la population d'après l'état
civil, les groupes d'âges et l'instruction

Kocaeli	138-139
Zonguldak	139-140
Kastamonu	140-141
Sinop	141-142
Samsun	142-143
Ordu	143-144
Giresun	144
Trabzon	145
Rize	146
Artvin	146-147

KADRO Nüfusun meslekler itibarile inkısamı
CADRE II Répartition de la population d'après
les professions

VİLÂYETLER Vilayets	Sayfa Pages
Kocaeli	150-151
Zonguldak	151-152
Kastamonu	152-153
Sinop	153-154
Samsun	154-155
Ordu	155-156
Giresun	156
Trabzon	157
Rize	158
Artvin	158-159

KADRO Nüfusun dinler ve maluliyetler
itibarile inkısamı
CADRE III Répartition de la population d'après
les religions - Relevé des infirmités

Kocaeli	162-163
Zonguldak	163-164
Kastamonu	164-165
Sinop	165-166
Samsun	166-167
Ordu	167-168
Giresun	168
Trabzon	169
Rize	170
Artvin	170-171

KADRO Nüfusun ana lisanı itibarile inkısamı
CADRE IV Répartition de la population d'après les
langues maternelles

Kocaeli	174-175
Zonguldak	175-176
Kastamonu	176-177
Sinop	177-178
Samsun	178-179
Ordu	179-180
Giresun	180
Trabzon	181
Rize	182
Artvin	182-183

KADRO V Nüfusun tabiiyet itibarile inkısamı
CADRE V Répartition de la population d'après les
pays de nationalité

<u>VİLÂYETLER</u> Vilayets	<u>Sayfa</u> Pages
Kocaeli	186
Zonguldak	187
Kastamonu	187-188
Sinop	188
Samsun	189
Ordu	189-190
Giresun	190
Trabzon	191
Rize	191-192
Artvin	192

KADRO VI Nüfusun mahali tevellüt itibarile
CADRE VI inkısamı
Répartition de la population d'après les
pays de naissance

<u>VİLÂYETLER</u> Vilayets	<u>Sayfa</u> Pages
Kocaeli	194-195
Zonguldak	195-196
Kastamonu	196-197
Samsun	197-198
Sinop	198-199
Ordu	199-200
Giresun	200
Trabzon	201
Rize	202
Artvin	202-203



