



**The Mind Bending,  
Brain Twisting,  
Game With  
An Attitude.**

## **TORX™ Instructions**

For 1 or more players/Ages 8 to adult

### **Contents:**

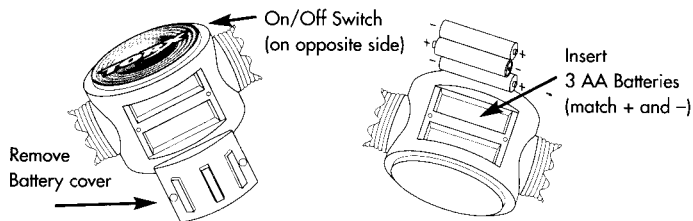
TORX game unit and instruction sheet.

3 AA-size batteries required (not included).

# Assembly

**Insert batteries:** Loosen the two screws and remove the battery cover. Insert 3 AA-size batteries (we recommend alkaline), making sure to match + and – as shown inside the unit.

Replace the cover and tighten the screws.



**Note:** If TORX doesn't speak or performance changes, try reinserting the batteries or remove the old batteries and insert fresh ones. If TORX is idle, the game will continue to beep every few seconds until you turn off the game. TORX says, "Okay, Maybe later," then shuts off.

## Battery Caution:

### **CAUTION: To avoid battery leakage**

1. Be sure to insert the batteries correctly and always follow the game and battery manufacturers' instructions.
2. Do not mix old and new batteries, or alkaline, standard (carbon-zinc) or rechargeable batteries.
3. Always remove exhausted or dead batteries from the product.

# Object


Obey TORX's commands and try to better your score each time you play.

## Getting Started

Slide the On/Off switch and TORX speaks.

When you hear "I am TORX. Twist me to select game." Twist the unit. Each time you twist TORX, one of the four games is introduced. If you twist it five times, it starts back at Game one. When it says the number of the game you want to play, stop moving and after a pause, TORX gives an instruction and the game begins.

**High Score:** Bend TORX after it announces a game and you hear the high score for that game. Then after a pause, the game begins.

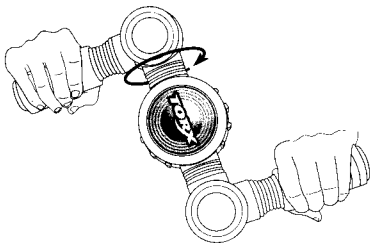


## Game 1 — *Follow My Command*

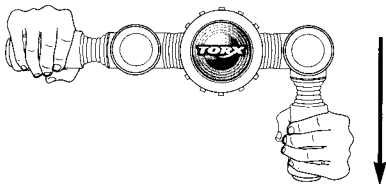
In this game, you must move the way TORX commands. If you move correctly, you earn points. Here are some of the commands TORX says:



***“Straighten me”***  
Make the unit  
one straight line.



***“Twist me”***  
Rotate arm.



***“Bend me”***  
Move one of the  
arms to a 90  
degree angle.

TORX adds commands like “twist it back” or “Bend the other side.” Just follow the commands and you can’t go wrong.

When the unit announces "*TORX Challenge*," you are given a set of commands that you *must* follow in order. Memorize the commands and complete them in the correct order. Any time you make an incorrect move, the game ends and your score is announced.

**Scoring:** You earn one point for each correct move. The maximum score is 240.

## **Game 2 — *Find the Shape***

When you choose this game TORX says, "*Find the shape I want to be as fast as you can. Ready ... Go*" and the game begins.

Bend, twist and straighten TORX. Each time you make a move, TORX gives you a hint. If you hear "*warmer*", "*hotter*", or "*on fire*" you are getting closer. If you hear "*cool*" "*cold*" or "*colder*" you are off track. If you hear a victory sound, you are correct. TORX will say "*Ready ... Go*" to begin the next shape.

Pause too long between your moves and the game ends. Be careful as you move TORX. Make only one move at a time. If you go too fast or make two moves at the same time, you may make an error and the game ends.

**Note:** TORX gives you less time to make the shape the longer you play.

**Scoring:** You receive one point for each correct shape. Maximum score is 240.

### **Game 3 — TORX Says**

When you start this game TORX says, *"When you hear the sound (listen for the sound) follow my command."* The game begins. Do the action TORX commands only when you hear the correct sound first. TORX makes another sound to try to fool you. Take too long or move when you shouldn't and the game is over. Your score is announced.

**Scoring:** Each time you move correctly, you score one point. The Maximum score is 240.

### **Game 4 — Pass TORX**

This game is similar to game one but is played with two or more players. When you hear *"Pass TORX, you must follow my command"* hand TORX to the next player. You work as a team. Try to better your score each time you play. Scoring is the same as Game 1.

### **To select a new game**

After the scoring has been announced for each game, you hear, *"If you want to play this game again, bend me. If you want to play a different game, twist me."* Choose your game as explained on opposite page.

## MAINTENANCE

1. Handle the game carefully.
2. Store the game way from dusty or dirty areas.
3. Keep the game away from moisture or temperature extremes.
4. Do not disassemble the game. If a problem occurs, remove and replace the batteries to reset the computer.

## FCC Warning

This equipment has been tested and found to comply with the limits for a Class B digital device, pursuant to part 15 of the FCC Rules. These limits are designed to provide reasonable protection against harmful interference in a residential installation. This equipment generates, uses, and can radiate radio frequency energy and, if not installed and used in accordance with the instructions, may cause harmful interference to radio communications. However, there is no guarantee that interference will not occur in a particular installation. If this equipment does cause harmful interference to radio or television reception, which can be determined by turning the equipment off and on, the user is encouraged to try to correct the interference by one or more of the following measures:

- Reorient or relocate the receiving antenna.
- Increase the separation between the equipment and receiver.
- Consult the dealer or an experienced radio/TV technician for help.