



RESULT BOOK

29TH Summer Universiade Taipei 2017



Athletics





DAILY COMPETITION SCHEDULE

每日賽程

CORRECTED
22 AUG 22:00

Time	Event	Round
9:00	Women's 400m	Round 1 Heat 1
9:06	Women's 400m	Round 1 Heat 2
9:12	Women's 400m	Round 1 Heat 3
9:18	Women's 400m	Round 1 Heat 4
9:24	Women's 400m	Round 1 Heat 5
9:30	Women's Discus	Qualification Group A
9:30	Men's 400m	Round 1 Heat 1
9:36	Men's 400m	Round 1 Heat 2
9:42	Men's 400m	Round 1 Heat 3
9:48	Men's 400m	Round 1 Heat 4
9:54	Men's 400m	Round 1 Heat 5
10:00	Men's 400m	Round 1 Heat 6
10:00	Men's Shot Put	Qualification Group A
10:00	Men's Shot Put	Qualification Group B
10:06	Men's 400m	Round 1 Heat 7
10:12	Men's 400m	Round 1 Heat 8
10:18	Men's 400m	Round 1 Heat 9
10:30	Men's 100m	Round 1 Heat 1
10:35	Men's Triple Jump	Qualification Group A
10:35	Men's Triple Jump	Qualification Group B
10:36	Men's 100m	Round 1 Heat 2
10:40	Women's Discus	Qualification Group B
10:42	Men's 100m	Round 1 Heat 3
10:48	Men's 100m	Round 1 Heat 4
10:54	Men's 100m	Round 1 Heat 5
11:00	Men's 100m	Round 1 Heat 6
11:06	Men's 100m	Round 1 Heat 7
11:12	Men's 100m	Round 1 Heat 8
11:18	Men's 100m	Round 1 Heat 9
11:24	Men's 100m	Round 1 Heat 10
11:40	Women's 100m	Round 1 Heat 1
11:46	Women's 100m	Round 1 Heat 2
11:52	Women's 100m	Round 1 Heat 3
11:58	Women's 100m	Round 1 Heat 4
12:00	Men's Hammer	Qualification Group A
12:04	Women's 100m	Round 1 Heat 5
12:10	Women's 100m	Round 1 Heat 6
12:16	Women's 100m	Round 1 Heat 7
12:22	Women's 100m	Round 1 Heat 8
13:00	Men's Hammer	Qualification Group B
<hr/>		
17:30	Women's 100m	Round 2 Heat 1
17:36	Women's 100m	Round 2 Heat 2
17:42	Women's 100m	Round 2 Heat 3
17:48	Women's 100m	Round 2 Heat 4
18:00	Women's 800m	Round 1 Heat 1
18:07	Women's 800m	Round 1 Heat 2
18:10	Women's Javelin	Qualification Group A



DAILY COMPETITION SCHEDULE

每日賽程

CORRECTED
22 AUG 22:00

Time	Event	Round
18:14	Women's 800m	Round 1 Heat 3
18:21	Women's 800m	Round 1 Heat 4
18:35	Men's 100m	Round 2 Heat 1
18:41	Men's 100m	Round 2 Heat 2
18:45	Men's High Jump	Qualification Group A
18:45	Men's High Jump	Qualification Group B
18:47	Men's 100m	Round 2 Heat 3
18:53	Men's 100m	Round 2 Heat 4
19:05	Men's 1500m	Round 1 Heat 1
19:12	Men's 1500m	Round 1 Heat 2
19:15	Women's Long Jump	Qualification Group A
19:15	Women's Long Jump	Qualification Group B
19:15	Women's Javelin	Qualification Group B
19:19	Men's 1500m	Round 1 Heat 3
19:30	Men's Shot Put	Final
19:45	Women's 10000m	Final
20:50	Women's 10000m	Medal Ceremony
21:00	Men's Shot Put	Medal Ceremony



DAILY COMPETITION SCHEDULE

每日賽程

Time	Event	Round
9:00	Women's Pole Vault	Qualification Group A
9:00	Women's Pole Vault	Qualification Group B
9:15	Men's Javelin	Qualification Group A
9:30	Men's Decathlon	100m Heat 1
9:36	Men's Decathlon	100m Heat 2
9:42	Men's Decathlon	100m Heat 3
10:30	Men's 400m Hurdles	Round 1 Heat 1
10:36	Men's 400m Hurdles	Round 1 Heat 2
10:42	Men's 400m Hurdles	Round 1 Heat 3
10:45	Men's Javelin	Qualification Group B
10:45	Men's Decathlon	Long Jump Group A
10:45	Men's Decathlon	Long Jump Group B
10:48	Men's 400m Hurdles	Round 1 Heat 4
10:54	Men's 400m Hurdles	Round 1 Heat 5
11:00	Men's 400m Hurdles	Round 1 Heat 6
12:15	Women's Hammer	Qualification Group A
12:15	Men's Decathlon	Shot Put Group A
12:15	Men's Decathlon	Shot Put Group B
13:15	Women's Hammer	Qualification Group B
<hr/>		
16:45	Men's Hammer	Final
18:00	Men's Decathlon	High Jump Group A
18:00	Men's Decathlon	High Jump Group B
18:00	Women's 400m Hurdles	Round 1 Heat 1
18:06	Women's 400m Hurdles	Round 1 Heat 2
18:12	Women's 400m Hurdles	Round 1 Heat 3
18:18	Women's 400m Hurdles	Round 1 Heat 4
18:35	Women's 400m	Semifinal 1
18:40	Women's Long Jump	Final
18:41	Women's 400m	Semifinal 2
18:47	Women's 400m	Semifinal 3
19:00	Women's 100m	Semifinal 1
19:06	Women's 100m	Semifinal 2
19:18	Men's Hammer	Medal Ceremony
19:25	Men's 100m	Semifinal 1
19:32	Men's 100m	Semifinal 2
19:35	Women's Discus	Final
19:45	Men's 400m	Semifinal 1
19:51	Men's 400m	Semifinal 2
19:57	Men's 400m	Semifinal 3
20:05	Women's 800m	Semifinal 1
20:11	Women's 800m	Semifinal 2
20:25	Women's 100m	Final
20:40	Men's 100m	Final
21:00	Men's 10000m	Final
21:35	Women's 100m	Medal Ceremony
21:40	Men's 100m	Medal Ceremony
21:45	Men's Decathlon	400m Heat 1



DAILY COMPETITION SCHEDULE

每日賽程

Time	Event	Round
21:52	Women's Discus	Medal Ceremony
21:57	Men's Decathlon	400m Heat 2
22:04	Women's Long Jump	Medal Ceremony
22:09	Men's Decathlon	400m Heat 3
22:16	Men's 10000m	Medal Ceremony



DAILY COMPETITION SCHEDULE

每日賽程

CORRECTED
25 AUG 12:02

Time	Event	Round
9:00	Men's Decathlon	110m Hurdles Heat 1
9:07	Men's Decathlon	110m Hurdles Heat 2
9:14	Men's Decathlon	110m Hurdles Heat 3
9:20	Women's Triple Jump	Qualification Group A
9:20	Women's Triple Jump	Qualification Group B
9:30	Women's 100m Hurdles	Round 1 Heat 1
9:36	Women's 100m Hurdles	Round 1 Heat 2
9:42	Women's 100m Hurdles	Round 1 Heat 3
9:48	Women's 100m Hurdles	Round 1 Heat 4
9:54	Women's 100m Hurdles	Round 1 Heat 5
10:00	Men's Pole Vault	Qualification Group A
10:00	Men's Pole Vault	Qualification Group B
10:00	Men's Decathlon	Discus Group A
10:15	Women's 200m	Round 1 Heat 1
10:21	Women's 200m	Round 1 Heat 2
10:27	Women's 200m	Round 1 Heat 3
10:33	Women's 200m	Round 1 Heat 4
10:39	Women's 200m	Round 1 Heat 5
10:45	Women's 200m	Round 1 Heat 6
10:51	Women's 200m	Round 1 Heat 7
11:00	Men's Decathlon	Discus Group B
11:15	Men's 200m	Round 1 Heat 1
11:21	Men's 200m	Round 1 Heat 2
11:27	Men's 200m	Round 1 Heat 3
11:33	Men's 200m	Round 1 Heat 4
11:39	Men's 200m	Round 1 Heat 5
11:45	Men's 200m	Round 1 Heat 6
11:51	Men's 200m	Round 1 Heat 7
11:57	Men's 200m	Round 1 Heat 8
12:03	Men's 200m	Round 1 Heat 9
<hr/>		
15:00	Men's Decathlon	Pole Vault Group A
15:00	Men's Decathlon	Pole Vault Group B
17:15	Women's 200m	Semifinal 1
17:21	Women's 200m	Semifinal 2
17:27	Women's 200m	Semifinal 3
17:45	Men's Decathlon	Javelin
17:45	Men's 400m Hurdles	Semifinal 1
17:51	Men's 400m Hurdles	Semifinal 2
17:57	Men's 400m Hurdles	Semifinal 3
18:15	Women's 400m Hurdles	Final
18:30	Men's High Jump	Final
18:35	Men's 1500m	Final
18:50	Women's 400m	Final
19:05	Women's 800m	Final
19:15	Men's Triple Jump	Final
19:25	Women's 400m Hurdles	Medal Ceremony
19:30	Men's 1500m	Medal Ceremony

CHANGE = ONLY 1 GROUP IN 1500m DECATHLON

AT0000Y25_D_20170825_C58 ENG 1.3

Report created by **Atos**

FRI 25 AUG 2017 12:02

Page 1/2





DAILY COMPETITION SCHEDULE

每日賽程

CORRECTED
25 AUG 12:02

Time	Event	Round
19:35	Men's 400m	Final
19:42	Women's 400m	Medal Ceremony
19:47	Women's 800m	Medal Ceremony
19:55	Women's Javelin	Final
20:00	Men's Decathlon	1500m
20:20	Men's 400m	Medal Ceremony
20:25	Men's High Jump	Medal Ceremony
20:50	Men's Decathlon	Medal Ceremony
21:15	Men's Triple Jump	Medal Ceremony
21:41	Women's Javelin	Medal Ceremony




RESULT BOOK

29TH Summer Universiade Taipei 2017



Athletics

Women's 10000m





DAILY COMPETITION SCHEDULE

每日賽程

Time	Event	Round
7:00	Women's 20km Walk	Final
9:00	Men's 20km Walk	Final
10:00	Women's Shot Put	Qualification Group A
10:00	Women's Shot Put	Qualification Group B
10:05	Women's Heptathlon	100m Hurdles Heat 1
10:11	Women's Heptathlon	100m Hurdles Heat 2
10:15	Men's Discus	Qualification Group A
10:17	Women's Heptathlon	100m Hurdles Heat 3
10:23	Women's Heptathlon	100m Hurdles Heat 4
10:40	Women's 1500m	Round 1 Heat 1
10:50	Women's 1500m	Round 1 Heat 2
11:00	Women's Heptathlon	High Jump Group A
11:00	Women's Heptathlon	High Jump Group B
11:10	Men's 800m	Round 1 Heat 1
11:16	Men's 800m	Round 1 Heat 2
11:22	Men's 800m	Round 1 Heat 3
11:28	Men's 800m	Round 1 Heat 4
11:30	Men's Discus	Qualification Group B
11:34	Men's 800m	Round 1 Heat 5
11:40	Men's 800m	Round 1 Heat 6
11:46	Men's 800m	Round 1 Heat 7
12:10	Men's 110m Hurdles	Round 1 Heat 1
12:16	Men's 110m Hurdles	Round 1 Heat 2
12:22	Men's 110m Hurdles	Round 1 Heat 3
12:28	Men's 110m Hurdles	Round 1 Heat 4
16:00	Women's Hammer	Final
16:00	Women's Heptathlon	Shot Put Group A
16:00	Women's Heptathlon	Shot Put Group B
16:30	Women's 20km Walk	Medal Ceremony
16:35	Women's Team 20km Walk	Medal Ceremony
16:45	Women's High Jump	Qualification Group A
16:45	Women's High Jump	Qualification Group B
17:00	Women's Pole Vault	Final
17:10	Men's 20km Walk	Medal Ceremony
17:15	Men's Team 20km Walk	Medal Ceremony
17:45	Women's Hammer	Medal Ceremony
18:10	Men's 200m	Semifinal 1
18:16	Men's 200m	Semifinal 2
18:22	Men's 200m	Semifinal 3
18:30	Men's Javelin	Final
18:35	Women's 100m Hurdles	Semifinal 1
18:41	Women's 100m Hurdles	Semifinal 2
18:47	Women's 100m Hurdles	Semifinal 3
19:05	Men's 400m Hurdles	Final
19:20	Women's Heptathlon	200m Heat 1
19:26	Women's Heptathlon	200m Heat 2
19:32	Women's Heptathlon	200m Heat 3



DAILY COMPETITION SCHEDULE

每日賽程

Time	Event	Round
19:38	Women's Heptathlon	200m Heat 4
19:46	Men's 400m Hurdles	Medal Ceremony
19:55	Women's 200m	Final
20:05	Men's 200m	Final
20:20	Women's 100m Hurdles	Final
20:27	Women's Pole Vault	Medal Ceremony
20:32	Men's Javelin	Medal Ceremony
20:40	Women's 3000m Steeplechase	Final
20:55	Women's 200m	Medal Ceremony
21:00	Men's 200m	Medal Ceremony
21:05	Women's 100m Hurdles	Medal Ceremony
21:10	Men's 5000m	Round 1 Heat 1
21:30	Women's 3000m Steeplechase	Medal Ceremony
21:35	Men's 5000m	Round 1 Heat 2



DAILY COMPETITION SCHEDULE

每日賽程

CORRECTED
27 AUG 19:26

Time	Event	Round
7:00	Women's Half Marathon	Final
7:15	Men's Half Marathon	Final
10:00	Women's Heptathlon	Long Jump Group A
10:00	Women's Heptathlon	Long Jump Group B
11:00	Women's 4x100m Relay	Round 1 Heat 1
11:08	Women's 4x100m Relay	Round 1 Heat 2
11:15	Men's Long Jump	Qualification Group A
11:15	Men's Long Jump	Qualification Group B
11:16	Women's 4x100m Relay	Round 1 Heat 3
11:25	Men's 4x100m Relay	Round 1 Heat 1
11:33	Men's 4x100m Relay	Round 1 Heat 2
11:41	Men's 4x100m Relay	Round 1 Heat 3
11:49	Men's 4x100m Relay	Round 1 Heat 4
<hr/>		
17:50	Women's Half Marathon	Medal Ceremony
17:55	Women's Team Half Marathon	Medal Ceremony
18:00	Men's Pole Vault	Final
18:05	Women's Heptathlon	Javelin
18:10	Men's 110m Hurdles	Semifinal 1
18:16	Men's 110m Hurdles	Semifinal 2
18:20	Women's Triple Jump	Final
18:30	Men's 800m	Semifinal 1
18:37	Men's 800m	Semifinal 2
18:44	Men's 800m	Semifinal 3
18:51	Men's Half Marathon	Medal Ceremony
19:00	Men's 3000m Steeplechase	Final
19:40	Men's Team Half Marathon	Medal Ceremony
19:40	Men's 110m Hurdles	Final
19:45	Women's Shot Put	Final
19:50	Women's 5000m	Final
20:05	Women's Triple Jump	Medal Ceremony
20:10	Men's 3000m Steeplechase	Medal Ceremony
20:15	Men's Pole Vault	Medal Ceremony
20:20	Women's 4x400m Relay	Round 1 Heat 1
20:27	Women's 4x400m Relay	Round 1 Heat 2
20:45	Women's Heptathlon	800m Heat 1
20:52	Women's Heptathlon	800m Heat 2
21:06	Men's 110m Hurdles	Medal Ceremony
21:11	Women's Shot Put	Medal Ceremony
21:16	Men's 4x400m Relay	Round 1 Heat 1
21:23	Women's 5000m	Medal Ceremony
21:28	Men's 4x400m Relay	Round 1 Heat 2
21:35	Women's Heptathlon	Medal Ceremony
21:40	Men's 4x400m Relay	Round 1 Heat 3



DAILY COMPETITION SCHEDULE

每日賽程

Time	Event	Round
18:00	Women's High Jump	Final
18:10	Women's 4x100m Relay	Final
18:20	Men's Discus	Final
18:30	Men's 800m	Final
18:50	Men's 4x100m Relay	Final
19:00	Men's Long Jump	Final
19:15	Women's 1500m	Final
19:25	Men's 800m	Medal Ceremony
19:35	Women's 4x400m Relay	Final
19:50	Women's 4x100m Relay	Medal Ceremony
20:00	Men's 5000m	Final
20:20	Men's 4x100m Relay	Medal Ceremony
20:25	Women's 1500m	Medal Ceremony
20:30	Women's High Jump	Medal Ceremony
20:35	Men's 4x400m Relay	Final
20:45	Women's 4x400m Relay	Medal Ceremony
20:50	Men's Discus	Medal Ceremony
20:55	Men's 5000m	Medal Ceremony
21:00	Men's Long Jump	Medal Ceremony
21:05	Men's 4x400m Relay	Medal Ceremony



NUSF																									Total Entries	Total Athletes		
	100m	200m	400m	800m	1500m	5000m	10000m	Half Marathon	3000m SC	110m H	400m H	HJ	PV	LJ	TJ	SP	DT	HT	JT	Decathlon	20km Walk	4x100m	4x400m	Team 20km Walk			Team Half Marathon	
Total	88	87	65	56	42	37	22	48	19	30	42	25	22	56	26	23	24	20	29	19	23	25	20	5	8	861	734	
AHO - Curaçao	-	-	-	-	-	-	-	-	-	-	-	-	-	-	-	-	1	-	-	-	-	-	-	-	-	1	1	
ALB - Albania	-	-	-	1	-	-	-	-	-	-	-	-	-	-	-	-	-	-	-	-	-	-	-	-	-	1	1	
ALG - Algeria	1	1	1	2	2	2	-	-	1	-	2	-	1	1	1	-	-	-	-	-	-	1	-	-	-	16	12	
ARG - Argentina	2	2	-	-	-	-	-	-	-	-	2	1	-	-	-	-	-	1	-	-	-	-	1	-	-	9	6	
AUS - Australia	2	-	-	1	2	-	2	1	-	1	-	1	2	2	-	-	-	-	2	1	-	1	1	-	-	19	23	
AUT - Austria	1	1	-	-	-	1	-	-	-	-	1	-	-	-	-	-	-	-	-	-	-	-	-	-	-	4	3	
AZE - Azerbaijan	-	-	-	-	-	-	-	-	-	-	-	-	-	-	1	-	-	-	-	-	-	-	-	-	-	1	1	
BEL - Belgium	-	-	-	1	1	1	-	1	-	-	-	-	-	1	-	-	-	-	-	-	-	-	-	-	-	5	5	
BER - Bermuda	-	-	-	2	-	-	-	-	-	-	-	-	-	1	-	-	-	-	-	-	-	-	-	-	-	3	3	
BIH - Bosnia and Herzegovina	-	1	-	-	-	-	-	-	-	-	-	-	-	-	-	-	-	-	-	-	-	-	-	-	-	1	1	
BLR - Belarus	-	-	-	-	-	-	-	-	-	-	-	-	-	-	-	1	-	1	-	1	-	-	-	-	-	3	3	
BOT - Botswana	2	2	1	-	-	-	-	-	-	-	-	-	-	-	-	-	-	-	-	-	-	1	-	-	-	6	4	
BRA - Brazil	1	2	-	2	-	-	-	-	-	2	1	-	1	2	2	1	1	-	-	1	-	1	1	-	-	18	15	
BUL - Bulgaria	-	1	-	-	-	-	-	-	-	-	-	-	-	-	-	-	-	-	-	-	-	-	-	-	-	1	1	
BUR - Burkina Faso	-	-	1	-	-	-	-	-	-	1	-	-	-	-	1	-	-	-	-	-	-	-	-	-	-	3	3	
CAN - Canada	2	2	2	1	2	1	2	1	1	2	1	1	2	1	-	2	-	-	2	1	-	1	1	-	-	28	25	
CHI - Chile	-	-	-	1	2	-	-	-	-	-	1	-	-	1	-	1	-	-	-	-	-	-	-	-	-	6	5	
CHN - People's Republic of China	1	1	2	2	-	2	-	3	-	-	-	-	-	1	1	-	-	-	-	-	-	3	-	-	1	1	18	16
CIV - Côte d'Ivoire	-	1	-	-	-	-	-	-	-	-	-	-	-	-	-	-	-	-	-	-	-	-	-	-	-	1	1	
CMR - Cameroon	-	-	-	-	-	-	-	-	-	-	-	1	-	1	1	-	-	-	-	-	-	-	-	-	-	3	1	
COD - Democratic Rep. of the Congo	-	-	-	-	-	-	-	-	-	-	-	-	-	1	-	-	-	-	-	-	-	-	-	-	-	1	1	
COL - Colombia	-	-	-	1	2	1	1	1	1	-	-	-	-	-	-	-	-	1	-	-	-	-	-	-	-	8	5	
CRC - Costa Rica	-	-	-	1	-	-	-	-	-	-	1	-	-	-	-	-	-	-	-	-	-	-	-	-	-	2	2	
CRO - Croatia	-	-	1	-	-	-	-	-	-	-	-	-	-	-	-	-	1	-	-	-	-	-	-	-	-	2	2	
CUB - Cuba	-	-	1	-	-	-	-	-	-	-	-	-	-	-	-	-	-	-	-	-	-	-	-	-	-	1	1	
CYP - Cyprus	-	-	-	1	1	-	-	-	-	-	-	-	-	-	-	-	-	1	-	-	-	-	-	-	-	3	2	



NUSF	100m	200m	400m	800m	1500m	5000m	10000m	Half Marathon	3000m SC	110m H	400m H	HJ	PV	LJ	TJ	SP	DT	HT	JT	Decathlon	20km Walk	4x100m	4x400m	Team 20km Walk	Team Half Marathon	Total Entries	Total Athletes
	CZE - Czech Republic	2	-	1	2	-	-	-	-	-	1	2	-	-	1	-	-	-	-	-	1	-	1	1	-	-	12
DEN - Denmark	1	1	2	2	2	2	1	-	2	-	2	-	-	1	2	-	1	1	-	1	-	-	1	-	-	22	17
DOM - Dominican Republic	-	4	2	-	-	-	-	-	1	1	1	-	-	-	-	-	-	-	-	-	-	-	1	-	-	10	6
ECU - Ecuador	-	-	-	-	-	-	-	-	-	-	-	-	-	-	1	1	-	-	-	-	-	-	-	-	-	2	1
EST - Estonia	-	1	2	-	-	-	-	1	1	-	1	1	-	2	-	1	-	-	-	1	-	-	-	-	-	11	10
ETH - Ethiopia	-	-	-	-	1	1	-	-	-	-	-	-	-	-	-	-	-	-	-	-	-	-	-	-	-	2	1
FIN - Finland	2	1	-	-	-	-	-	-	1	-	1	-	-	2	-	-	-	-	1	1	-	1	-	-	-	10	9
FRA - France	-	1	-	2	2	1	-	-	-	1	-	-	1	1	-	-	-	-	-	2	1	-	-	-	-	12	12
FSM - Federated States of Micronesia	1	1	-	-	-	-	-	-	-	-	-	-	-	-	-	-	-	-	-	-	-	-	-	-	-	2	1
GBR - United Kingdom of G.B. & N.I.	1	-	-	1	1	1	-	-	2	-	1	1	1	1	-	1	-	-	1	-	1	-	-	-	-	13	12
GEQ - Equatorial Guinea	1	-	-	-	-	-	-	-	-	-	-	-	-	-	-	-	-	-	-	-	-	-	-	-	-	1	1
GER - Germany	-	-	-	1	1	-	-	-	1	-	-	1	-	1	-	-	2	1	1	1	-	-	-	-	-	10	10
GHA - Ghana	2	2	1	1	1	-	-	-	-	-	-	-	-	-	-	-	-	-	-	-	-	-	1	1	-	9	8
GUY - Guyana	1	1	1	-	-	-	-	-	-	-	-	-	-	-	-	-	-	-	-	-	-	-	-	-	-	3	2
HKG - Hong Kong, China	2	1	-	-	-	-	-	-	-	-	-	-	-	2	-	-	-	-	-	-	-	-	-	-	-	5	4
HON - Honduras	1	-	-	-	-	-	-	-	-	-	-	-	-	-	-	-	-	-	-	-	-	-	-	-	-	1	1
HUN - Hungary	-	-	-	-	-	-	-	-	-	1	-	-	-	-	-	-	-	2	1	1	-	1	-	-	-	6	6
INA - Indonesia	1	1	-	-	-	-	-	-	-	-	-	-	-	1	-	-	-	-	-	-	-	-	-	-	-	3	2
IND - India	-	-	2	1	-	1	1	2	-	-	-	-	-	1	-	-	-	1	-	-	-	-	1	-	-	10	9
IRL - Ireland	1	1	-	-	1	1	-	-	-	-	1	-	-	-	-	-	-	-	-	-	-	1	-	-	-	6	5
IRQ - Iraq	-	-	-	-	-	-	-	-	-	-	-	1	-	-	-	-	-	-	1	-	-	-	-	-	-	2	2
ISR - Israel	1	1	-	-	-	-	-	-	-	-	-	2	-	-	1	1	1	-	-	-	-	-	-	-	-	7	5
ITA - Italy	2	-	2	1	2	-	-	-	1	-	1	2	1	1	-	-	-	1	-	-	-	-	-	-	-	14	13
JAM - Jamaica	1	1	-	1	-	-	-	-	-	-	1	-	-	-	-	-	2	-	-	-	-	-	1	-	-	7	7
JOR - Jordan	-	1	1	-	-	-	-	-	-	-	-	-	-	1	-	-	-	-	-	-	-	-	-	-	-	3	2
JPN - Japan	2	2	1	-	-	1	2	5	-	2	1	-	1	1	1	-	-	1	2	-	3	1	-	1	1	28	25



NUSF	100m	200m	400m	800m	1500m	5000m	10000m	Half Marathon	3000m SC	110m H	400m H	HJ	PV	LJ	TJ	SP	DT	HT	JT	Decathlon	20km Walk	4x100m	4x400m	Team 20km Walk	Team Half Marathon	Total Entries	Total Athletes
	KAZ - Kazakhstan	2	1	2	1	-	-	-	1	-	1	2	1	2	-	-	1	-	-	-	-	1	-	-	-	-	15
KEN - Kenya	2	2	1	1	-	-	-	-	-	-	-	-	-	-	-	-	-	-	-	-	-	-	-	-	-	6	4
KGZ - Kyrgyzstan	-	-	-	1	1	-	-	-	-	-	-	-	-	-	-	-	-	-	-	-	-	-	-	-	-	2	1
KOR - Republic of Korea	1	1	1	-	-	-	-	3	-	1	1	1	1	1	1	1	1	-	1	-	3	1	1	1	1	22	20
KSA - Saudi Arabia	2	2	2	2	1	2	-	-	2	2	2	-	-	1	1	-	-	-	-	-	-	1	1	-	-	21	13
LAT - Latvia	1	1	1	1	-	-	-	1	1	-	-	-	-	1	-	-	-	-	1	1	-	-	-	-	-	9	8
LBN - Lebanon	1	1	1	2	-	-	-	-	-	1	1	-	-	1	-	-	-	-	-	-	-	-	-	-	-	8	6
LES - Lesotho	1	1	-	-	-	-	-	-	-	-	-	-	-	-	-	-	-	-	-	-	-	-	-	-	-	2	1
LTU - Lithuania	2	2	1	2	1	1	-	-	1	1	-	1	-	-	-	1	1	-	2	-	1	-	-	-	-	17	14
LUX - Luxembourg	-	-	-	1	1	-	-	-	-	-	-	1	-	-	-	-	-	-	-	-	-	-	-	-	-	3	2
MAC - Macau, China	1	1	-	-	-	-	-	-	-	-	-	-	-	1	2	-	-	-	-	-	-	-	-	-	-	5	3
MAD - Madagascar	1	-	-	-	-	-	-	-	-	-	-	-	-	1	-	-	-	-	-	-	-	-	-	-	-	2	1
MAS - Malaysia	1	1	2	-	-	-	-	-	-	-	-	1	-	-	-	-	1	-	-	-	-	-	1	-	-	7	8
MDA - Republic of Moldova	-	-	-	-	-	-	-	-	-	-	-	-	-	-	-	-	-	1	1	-	-	-	-	-	-	2	2
MEX - Mexico	2	2	-	1	1	2	-	2	-	-	-	-	1	1	1	-	1	1	-	1	3	1	-	1	-	21	19
MGL - Mongolia	-	-	-	-	-	1	1	5	-	-	-	-	-	-	-	-	-	-	-	-	-	-	-	-	1	8	6
MNE - Montenegro	-	-	-	-	-	-	-	-	-	-	-	-	-	-	-	1	-	-	-	-	-	-	-	-	-	1	1
NAM - Namibia	-	1	1	-	-	-	-	-	-	-	1	-	-	-	-	-	-	-	-	-	-	-	-	-	-	3	2
NED - Netherlands	-	-	-	-	-	1	-	-	-	-	1	-	1	1	-	1	-	-	1	-	-	-	-	-	-	6	6
NEP - Nepal	1	-	-	-	-	-	-	-	-	-	-	-	-	-	-	-	-	-	-	-	-	-	-	-	-	1	1
NGR - Nigeria	2	2	2	-	-	-	-	-	-	-	-	-	-	-	-	-	-	-	2	-	-	1	-	-	-	9	9
NIG - Niger	1	1	-	-	-	-	-	-	-	-	-	-	-	-	-	-	-	-	-	-	-	-	-	-	-	2	1
NOR - Norway	1	2	-	-	-	-	-	-	-	-	-	-	-	1	-	-	-	-	-	-	1	-	-	-	-	5	4
NZL - New Zealand	1	1	-	-	1	-	-	-	-	1	-	1	1	-	-	-	-	-	1	1	-	-	-	-	-	8	7
OMA - Oman	1	1	2	2	2	2	1	1	1	-	-	-	-	1	1	-	-	-	-	-	-	-	-	-	-	15	10
PAK - Pakistan	-	-	1	1	-	-	-	-	-	-	-	-	-	-	-	-	-	-	1	-	-	-	-	-	-	3	2

NUMBER OF ENTRIES BY EVENT

各項目參賽人數
As of 22 AUG 2017



NUSF	100m	200m	400m	800m	1500m	5000m	10000m	Half Marathon	3000m SC	110m H	400m H	HJ	PV	LJ	TJ	SP	DT	HT	JT	Decathlon	20km Walk	4x100m	4x400m	Team 20km Walk	Team Half Marathon	Total Entries	Total Athletes
	PAR - Paraguay	-	-	1	-	-	-	-	-	-	-	-	-	-	-	-	-	-	-	-	-	-	-	-	-	-	1
PER - Peru	-	1	1	-	-	-	-	-	-	-	-	-	-	-	-	-	-	-	-	-	-	-	-	-	-	2	1
PHI - Philippines	2	2	-	-	-	1	-	-	-	2	2	-	-	2	1	-	1	-	-	-	-	-	-	-	-	13	9
POL - Poland	2	2	2	2	2	-	-	-	1	1	1	1	2	-	-	2	1	1	2	-	-	1	1	-	-	24	27
POR - Portugal	1	-	-	-	1	-	1	1	-	-	-	1	1	-	-	1	1	-	-	1	-	-	-	-	-	9	7
ROU - Romania	-	1	-	-	-	1	1	-	-	1	-	1	-	1	-	1	1	-	-	-	-	-	-	-	-	8	6
RSA - South Africa	1	2	1	2	2	2	3	4	1	2	2	1	-	1	1	1	1	2	1	1	-	1	1	-	1	34	26
RWA - Rwanda	-	-	-	1	-	-	-	-	-	-	-	-	-	-	-	-	-	-	-	-	-	-	-	-	-	1	1
SEN - Senegal	-	-	1	-	-	-	-	-	-	-	-	-	-	-	-	-	-	-	-	-	-	-	-	-	-	1	1
SGP - Singapore	1	-	1	-	-	-	-	-	-	-	-	-	-	1	-	-	-	-	-	-	-	-	1	-	-	4	5
SLE - Sierra Leone	1	1	1	1	-	-	-	-	-	1	-	1	-	-	-	-	-	-	-	-	-	-	-	-	-	6	4
SLO - Slovenia	2	1	2	-	-	-	-	-	-	-	2	-	1	-	-	-	-	-	-	-	-	-	1	-	-	9	6
SRB - Serbia	1	1	-	-	-	-	-	-	-	-	-	-	-	2	-	-	-	-	1	-	-	-	-	-	-	5	4
SRI - Sri Lanka	1	1	2	1	1	1	1	-	-	1	1	-	-	2	-	-	-	-	1	-	-	1	1	-	-	15	14
SUI - Switzerland	2	2	2	-	1	1	-	2	-	-	2	-	-	1	-	-	-	-	-	-	-	-	1	1	-	15	12
SVK - Slovakia	2	2	1	-	-	1	-	-	-	-	1	-	1	1	1	-	-	1	-	-	2	1	-	-	-	14	12
SWE - Sweden	-	-	-	1	1	-	-	-	-	-	-	-	-	-	-	-	-	-	-	-	-	-	-	-	-	2	1
SWZ - Swaziland	1	1	-	-	-	-	-	-	-	-	-	-	-	-	-	-	-	-	-	-	-	-	-	-	-	2	1
TAN - United Republic of Tanzania	1	1	-	-	-	-	-	-	-	-	-	-	-	-	-	-	-	-	-	-	-	-	-	-	-	2	1
THA - Thailand	-	-	-	-	-	-	-	-	-	-	-	-	-	-	-	-	-	-	-	-	-	-	1	1	-	2	12
TJK - Tajikistan	-	1	1	-	-	-	-	-	-	-	-	1	-	-	-	1	1	1	-	-	-	-	-	-	-	6	4
TPE - Chinese Taipei	1	2	1	-	-	-	-	3	-	2	2	1	-	2	1	1	-	1	2	1	-	1	1	-	1	23	27
TTO - Trinidad and Tobago	2	1	1	-	-	-	-	-	-	-	-	-	-	-	-	-	-	-	-	-	-	1	-	-	-	5	4
TUR - Turkey	1	1	1	1	1	1	1	5	-	-	-	-	-	1	-	1	-	1	1	-	-	-	-	-	1	17	14
UAE - United Arab Emirates	-	-	-	-	-	-	-	-	-	-	-	-	-	-	1	-	-	-	-	-	-	-	-	-	-	1	1
UGA - Uganda	2	2	2	2	2	2	3	5	-	-	-	-	-	1	-	-	-	-	1	-	-	-	-	-	1	23	11



NUSF	100m	200m	400m	800m	1500m	5000m	10000m	Half Marathon	3000m SC	110m H	400m H	HJ	PV	LJ	TJ	SP	DT	HT	JT	Decathlon	20km Walk	4x100m	4x400m	Team 20km Walk	Team Half Marathon	Total Entries	Total Athletes
	UKR - Ukraine	-	-	-	1	-	-	-	-	-	-	-	-	1	1	-	-	-	1	-	-	4	-	-	1	-	9
USA - United States of America	2	2	1	1	-	1	-	-	-	1	-	-	-	2	1	2	1	-	-	-	-	1	1	-	-	16	16
VIE - Vietnam	1	1	-	-	-	-	-	-	-	-	-	-	-	-	-	-	-	-	-	-	-	-	-	-	-	2	1
ZAM - Zambia	1	1	2	-	-	1	1	-	-	-	-	-	-	-	1	-	-	-	-	-	-	-	1	-	-	8	5
ZIM - Zimbabwe	2	1	-	-	-	-	-	-	-	-	-	-	-	-	1	-	-	-	-	-	-	-	-	-	-	4	3

Legend:									
DT	Discus Throw	H	Hurdles	HJ	High Jump	HT	Hammer Throw	JT	Javelin Throw
LJ	Long Jump	PV	Pole Vault	SC	Steeplechase	SP	Shot Put	TJ	Triple Jump



ENTRY LIST BY EVENT As of 22 AUG 2017

各項目參賽名單

Bib	Name	NUSF Code	Date of Birth	Season Best	Personal Best	Qualifying Best
6	ATHMANI Skander Djamil	ALG	21 JUN 1992	10.45	10.45	10.45
23	ROBLEDO Matias Exequiel	ARG	17 MAY 1990	10.68	10.52	10.68
20	CARACASSIS Jorge Oscar	ARG	27 OCT 1994	10.70	10.64	10.70
46	JUNG Jin Su	AUS	16 NOV 1993	10.32	10.27	10.32
37	BROWNING Rohan Jackson	AUS	31 DEC 1997	10.40	10.40	10.40
77	FUCHS Markus	AUT	14 NOV 1995	10.36	10.36	10.36
112	SEBELE Ditiro Kago	BOT	27 OCT 1993	10.40	10.40	10.40
113	THWANYANE Rebeilwe Saviou	BOT	27 JUL 1993	10.80	10.80	10.80
131	OLIVEIRA CONSTANTINO Gabriel	BRA	9 FEB 1995	10.37	10.37	10.37
163	MAKINDE Oluwasegun Vict	CAN	6 JUL 1991	10.39	10.24	10.39
161	LINDE James Kenneth	CAN	18 AUG 1994	10.42	10.42	10.42
210	JIANG Hengnan	CHN	6 OCT 1995	10.40	10.40	10.40
278	STROMSIK Zdenek	CZE	25 NOV 1994	10.29	10.29	10.29
280	ZALESKY Dominik	CZE	23 AUG 1995	10.31	10.31	10.31
294	GABRIELSEN Benjamin Habib	DEN	13 JUN 1995	10.95	10.84	10.95
359	MYLLYMAEKI Ville Veikko Va	FIN	15 JAN 1990	10.47	10.38	10.47
363	RANTALA Eetu Werner	FIN	5 JUN 1993	10.57	10.30	10.57
392	MENDIOLA Steve Jr.	FSM	9 SEP 1996	11.95	11.45	11.95
401	OSEWA Samuel Ikponmwo	GBR	17 APR 1991	10.21	10.21	10.21
416	NGUEMA AYEKABA Fidel Obama	GEQ	29 OCT 1999	12.32	12.30	12.32
453	OPOKU AGYEMANG Shadrack	GHA	24 DEC 1992	10.40	10.40	10.40
455	YEBOAH Emmanuel	GHA	10 AUG 1997	10.53	10.36	10.53
463	ADONIS Owen Victor Sol	GUY	16 JUL 1992	10.73	10.73	10.73
468	WAN Hin Chung	HKG	12 FEB 1995	10.64	10.64	10.64
466	CHAN Yan Lam	HKG	12 JAN 1994	10.89	10.86	10.89
472	NORALES TOMAS Josef Semir	HON	14 NOV 1991	10.47	10.47	10.47
488	KUSUMAWARNI Prasha Rizki	INA	20 APR 1998	10.97	10.97	10.97
512	LAWLER Marcus	IRL	28 FEB 1995	10.30	10.30	10.30
526	PERSIADO Imri	ISR	25 SEP 1994	10.38	10.38	10.38
532	CATTANEO Federico	ITA	14 JUL 1993	10.28	10.28	10.28
531	CASSANO Luca Antonio	ITA	23 AUG 1995	10.36	10.36	10.36
558	TRACEY Tyquendo	JAM	10 JUN 1993	10.12	10.12	10.12
585	TADA Shuhei	JPN	24 JUN 1996	10.08	10.08	10.08
586	TANAKA Yusuke	JPN	11 JAN 1998	10.30	10.30	10.30
608	GRIGORYEV Vladislav	KAZ	10 JAN 1997	10.26	10.26	10.26
618	ZEMS Vyacheslav	KAZ	2 MAY 1998	10.70	10.70	10.70
630	ASAMBA Dan Kiviasi	KEN	23 JUN 1993	10.1-		10.1-
637	OMURWA Ferdinand Omany	KEN	1 FEB 1996	10.25	10.14	10.25
657	LEE Jiwoo	KOR	24 OCT 1995	10.46	10.46	10.46
674	ALSHUQAYFI Abdullah Mohamm	KSA	26 OCT 1990	11.04	10.96	11.04
667	ALMOSELEM Saleh Hussain H	KSA	23 NOV 1993	11.19	11.02	11.19
682	PARANDJUKS Rihards	LAT	12 APR 1994	11.06	10.94	11.06
695	BOULOS Christophe	LBN	20 AUG 1996	10.62	10.62	10.62
703	KHERENG Khereng Nelson	LES	19 JUN 1997	10.68	10.68	10.68
715	SAVICKAS Ugnius	LTU	22 JAN 1992	10.44	10.44	10.44
717	SKRABULIS Kostas	LTU	4 AUG 1992	10.44	10.44	10.44
731	TANG Cho Hin	MAC	4 DEC 1996	11.23	10.90	11.23
733	RAMANANJATOVO Jose Mariolla	MAD	21 MAY 1989	10.77	10.74	10.77
741	YASMIN Muhammad Aqil	MAS	28 OCT 1997	10.48	10.63	10.48



ENTRY LIST BY EVENT As of 22 AUG 2017

各項目參賽名單

Bib	Name	NUSF Code	Date of Birth	Season Best	Personal Best	Qualifying Best
751	GALLEGOS MORENO Heber	MEX	13 APR 1992	10.28	10.21	10.28
745	ALANIS PRIETO Juan Carlos	MEX	31 AUG 1994	10.35	10.35	10.35
795	CHHETRI Krishna	NEP	7 SEP 1992	11.25	11.25	11.25
799	HARRY Chukwudike Harr	NGR	9 JAN 1994	10.57	10.39	10.57
804	UGWUOKE Mellitus Okechu	NGR	27 FEB 1996	10.95	10.95	10.95
813	ABDOULAYE YATAGA Ali	NIG	10 DEC 1989	11.00	11.00	11.00
817	MARTINSEN Hallgeir	NOR	10 JAN 1989	10.67	10.67	10.67
828	MILLAR Joseph Fitzgera	NZL	24 SEP 1992	10.18	10.18	10.18
841	AL MARJABI Ali Rashid Sali	OMA	1 JUL 1995	10.88	10.83	10.88
861	KAUFMAN Sean Michael	PHI	23 APR 1998	11.00	11.00	11.00
859	GO Yuhei	PHI	30 JUN 1995	11.06	11.06	11.06
880	HAMPEL Eryk Pawel	POL	3 DEC 1997	10.36	10.36	10.36
889	SLOWIKOWSKI Przemyslaw Stef	POL	20 NOV 1993	10.42	10.27	10.42
921	ANTUNES Diogo	POR	2 NOV 1992	10.27	10.27	10.27
966	ROTO Thando	RSA	26 SEP 1995	9.95	9.95	9.95
994	TAN Zong Yang	SGP	11 JUN 1994	10.99	10.92	10.99
999	OTHMAN Mohamed Sahid	SLE	19 NOV 1996	10.62	10.62	10.62
1006	KRAMBERGER Jan	SLO	7 FEB 1995	10.52	10.52	10.52
1008	VRHUNEC Enej	SLO	1 OCT 1996	10.65	10.65	10.65
1025	KIJANOVIC Aleksa	SRB	31 MAR 1997	10.59	10.59	10.59
1039	KOTTAHACHCHI Kavindu Araliya	SRI	20 APR 1994	11.11	10.81	11.11
1058	MANCINI Pascal	SUI	18 APR 1989	10.25	10.25	10.25
1055	CLIVAZ Florian Pascal	SUI	30 SEP 1994	10.38	10.38	10.38
1085	VOLKO Jan	SVK	2 NOV 1996	10.15	10.15	10.15
1076	BUJNA Simon	SVK	27 DEC 1995	10.64	10.64	10.64
1095	DLAMINI Benele Simphiwe	SWZ	16 JAN 1993	11.10	11.10	11.10
1098	HOZZA Taratibu Machak	TAN	5 OCT 1990	11.55	11.55	11.55
1148	YANG Chun-Han	TPE	1 JAN 1997	10.22	10.22	10.22
1177	MORAIN Moriba Joseph	TTO	8 OCT 1992	10.09	10.09	10.09
1176	BALLANTYNE Micah Anrian	TTO	14 APR 1995	10.46	10.46	10.46
1190	SAFER Izzet	TUR	10 JUL 1990	10.48	10.37	10.48
1212	OKETAYOT Francis	UGA	31 OCT 1995	10.50	10.60	10.50
1206	ADOME Pius	UGA	9 JAN 1993	10.66	10.66	10.66
1261	BURRELL Cameron Malik	USA	11 SEP 1994	9.93	9.93	9.93
1263	COLLINS Le Shon Jabre	USA	11 DEC 1993	10.00	10.00	10.00
1286	VO Ngoc Huy	VIE	10 AUG 1997	10.67	10.67	10.67
1291	SILWIMBA Edgar	ZAM	6 SEP 1994	10.89	10.89	10.89
1297	MUWISHI Gerren	ZIM	19 MAR 1994	10.66	10.48	10.66
1298	SHAVA Ushe	ZIM	18 OCT 1993	10.83	10.75	10.83

Total number of entries: 88



ENTRY LIST BY EVENT As of 22 AUG 2017

各項目參賽名單

Bib	Name	NUSF Code	Date of Birth	Season Best	Personal Best	Qualifying Best
6	ATHMANI Skander Djamil	ALG	21 JUN 1992	20.45	20.45	20.45
23	ROBLEDO Matias Exequiel	ARG	17 MAY 1990	21.70	21.70	21.70
20	CARACASSIS Jorge Oscar	ARG	27 OCT 1994	21.84	21.84	21.84
77	FUCHS Markus	AUT	14 NOV 1995	21.23	21.23	21.23
100	IBRAHIMPASIC Faris	BIH	14 SEP 1995	22.19	22.19	22.19
112	SEBELE Ditiro Kago	BOT	27 OCT 1993	20.96	20.96	20.96
111	MOSABATA Samuel Treasure	BOT	25 AUG 1989	21.81	21.81	21.81
127	GOMES DA SILVA JUNI Aldemir	BRA	8 JUN 1992	20.15	20.15	20.15
125	DOS SANTOS Aliffer Junior	BRA	18 APR 1997	20.82	20.82	20.82
141	TONEV Borislav Plamen	BUL	21 MAR 1993	21.13	21.13	21.13
161	LINDE James Kenneth	CAN	18 AUG 1994	20.70	20.70	20.70
170	ROBINSON Lucanus	CAN	12 MAR 1996	21.12	21.12	21.12
220	ZHANG Ruixuan	CHN	16 JAN 1996	20.86	20.86	20.86
237	NALIALI Christopher Kev	CIV	8 MAR 1992	20.76	20.76	20.76
304	STROEM Emil Kaare	DEN	26 FEB 1993	22.09	21.87	22.09
321	SANTOS AQUINO Luguelin Miguel	DOM	12 NOV 1992	20.50	20.70	20.50
320	SANTOS AQUINO Juander	DOM	7 MAY 1995	20.91	20.91	20.91
1303	CHARLES MEN Andito	DOM	30 AUG 1994			
1304	DÍAZ OROZCO Kendris Eliezer	DOM	3 JAN 1994			
330	GOROSKO Jakob	EST	3 OCT 1992	21.90	21.30	21.90
364	SAMUELSSON Samuli Kalevi	FIN	23 JUN 1995	20.73	20.73	20.73
380	JOHN Jeffrey	FRA	6 JUN 1992	20.31	20.31	20.31
392	MENDIOLA Steve Jr.	FSM	9 SEP 1996	22.88	22.50	22.88
454	OPOKU Stephen Kwame	GHA	27 AUG 1996	21.14	21.14	21.14
452	KOFITSE Godfred	GHA	28 NOV 1997	21.27	21.27	21.27
463	ADONIS Owen Victor Sol	GUY	16 JUL 1992	21.71	21.71	21.71
466	CHAN Yan Lam	HKG	12 JAN 1994	21.40	21.40	21.40
488	KUSUMAWARNI Prasha Rizki	INA	20 APR 1998	22.12	22.12	22.12
512	LAWLER Marcus	IRL	28 FEB 1995	20.71	20.71	20.71
526	PERSIADO Imri	ISR	25 SEP 1994	21.99	21.56	21.99
558	TRACEY Tyquendo	JAM	10 JUN 1993	20.39	20.39	20.39
567	ABUALHUMMOS Abdelrahman	JOR	17 JAN 1994	22.02	22.02	22.02
591	YAMASHITA Jun	JPN	23 AUG 1997	20.59	20.59	20.59
573	KITAGAWA Sho	JPN	17 DEC 1995	20.69	20.69	20.69
608	GRIGORYEV Vladislav	KAZ	10 JAN 1997	20.58	20.58	20.58
630	ASAMBA Dan Kiviasi	KEN	23 JUN 1993	21.00	21.00	21.00
637	OMURWA Ferdinand Omany	KEN	1 FEB 1996	21.67	21.03	21.67
656	KO Seunghwan	KOR	14 NOV 1997	21.46	21.18	21.46
672	ALQURAYA Abdulsalam Sale	KSA	3 JUN 1997	22.34	22.34	22.34
1300	MAHNASHI Mohammed	KSA				
682	PARANDJUKS Rihards	LAT	12 APR 1994	22.71	22.71	22.71
695	BOULOS Christophe	LBN	20 AUG 1996	22.10	22.10	22.10
703	KHERENG Khereng Nelson	LES	19 JUN 1997	21.40	21.40	21.40
717	SKRABULIS Kostas	LTU	4 AUG 1992	21.23	21.23	21.23
715	SAVICKAS Ugnius	LTU	22 JAN 1992	21.37	21.37	21.37
731	TANG Cho Hin	MAC	4 DEC 1996	21.99	21.99	21.99
741	YASMIN Muhammad Aqil	MAS	28 OCT 1997	21.66	21.62	21.66
756	MORENO LOPEZ Ivan Eduardo	MEX	1 JAN 1995	20.80	20.80	20.80
762	SEPULVEDA FURBER Arturo Bernardo	MEX	29 OCT 1996	21.13	21.13	21.13



ENTRY LIST BY EVENT As of 22 AUG 2017

各項目參賽名單

Bib	Name	NUSF Code	Date of Birth	Season Best	Personal Best	Qualifying Best
783	NARIB Gideon Ernst	NAM	27 MAY 1990	20.94	20.94	20.94
802	OKOYE Andrew Jon Chi	NGR	29 JUL 1994	20.91	20.91	20.91
796	ADENIJI Adedamola Oluwa	NGR	24 NOV 1994	21.67	21.67	21.67
813	ABDOULAYE YATAGA Ali	NIG	10 DEC 1989	21.70	21.70	21.70
817	MARTINSEN Hallgeir	NOR	10 JAN 1989	22.00	22.00	22.00
818	PETTERSEN Even	NOR	12 OCT 1993	22.01	22.01	22.01
828	MILLAR Joseph Fitzgera	NZL	24 SEP 1992	20.37	20.37	20.37
841	AL MARJABI Ali Rashid Sali	OMA	1 JUL 1995	21.50	21.20	21.50
855	IRIARTE ARFINENGO Luis Adrian	PER	18 APR 1997	22.23	22.23	22.23
861	KAUFMAN Sean Michael	PHI	23 APR 1998	22.50	22.50	22.50
859	GO Yuhei	PHI	30 JUN 1995	23.42	23.42	23.42
893	ZACZEK Artur	POL	28 FEB 1989	20.76	20.76	20.76
886	MITKA Piotr Kacper	POL	22 AUG 1994	21.56	21.18	21.56
936	NEAGOE Ionut Andrei	ROU	11 JUN 1994	21.20	21.20	21.20
967	TITI Ncincilili	RSA	15 DEC 1993	20.14	20.14	20.14
956	MAARTENS Joachim Hendrik	RSA	24 MAY 1996	20.40	20.40	20.40
999	OTHMAN Mohamed Sahid	SLE	19 NOV 1996	21.66	21.66	21.66
1005	KNAP Kristof	SLO	25 JUN 1991			
1025	KIJANOVIC Aleksa	SRB	31 MAR 1997	21.21	21.21	21.21
1045	WIJESUNDARA MUDIYANSELAGE Sachithra	SRI	3 AUG 1993	22.37	22.37	22.37
1064	WICKI Silvan	SUI	13 FEB 1995	20.70	20.70	20.70
1060	MOUTHON Bastien	SUI	25 JUL 1994	20.99	20.99	20.99
1085	VOLKO Jan	SVK	2 NOV 1996	20.33	20.33	20.33
1076	BUJNA Simon	SVK	27 DEC 1995	21.67	21.67	21.67
1095	DLAMINI Benele Simphiwe	SWZ	16 JAN 1993	22.90	22.90	22.90
1098	HOZZA Taratibu Machak	TAN	5 OCT 1990	22.23	22.23	22.23
1126	USMANOV Shukhrat	TJK	9 OCT 1994	21.80	21.30	21.80
1148	YANG Chun-Han	TPE	1 JAN 1997	20.66	20.53	20.66
1151	YEH Shou-Po	TPE	3 MAR 1999	21.14	21.14	21.14
1178	TELESFORD Dan Neil Javan	TTO	9 SEP 1990	20.80	20.80	20.80
1190	SAFER Izzet	TUR	10 JUL 1990	21.16	20.86	21.16
1206	ADOME Pius	UGA	9 JAN 1993	20.81	20.81	20.81
1213	OKOT Benson	UGA	31 DEC 1996	21.34	21.34	21.34
1269	MARTIN Jacarias Terrez	USA	14 JAN 1996	20.49	20.49	20.49
1260	BROWN Curtis De'sean	USA	14 MAR 1995	21.23	21.04	21.23
1286	VO Ngoc Huy	VIE	10 AUG 1997	21.20	21.70	21.20
1291	SILWIMBA Edgar	ZAM	6 SEP 1994	22.88	22.88	22.88
1297	MUWISHI Gerren	ZIM	19 MAR 1994	21.48	21.32	21.48

Total number of entries: 87



ENTRY LIST BY EVENT As of 22 AUG 2017

各項目參賽名單

Bib	Name	NUSF Code	Date of Birth	Season Best	Personal Best	Qualifying Best
7	BEKAR Mohamed Islem	ALG	1 AUG 1993	47.02	47.02	47.02
110	MESHACK Clifton Kagisa	BOT	27 DEC 1996	47.14	47.14	47.14
145	SAWADOGO Bienvenu Wendla	BUR	31 DEC 1995	46.85	46.85	46.85
151	AYESU ATTAH Benjamin Kweku	CAN	28 APR 1993	46.27	46.20	46.27
157	GEORGE Nathaniel Keena	CAN	7 JAN 1994	46.33	45.94	46.33
212	LI Runyu	CHN	29 DEC 1994	47.06	46.61	47.06
219	YANG Zeping	CHN	3 APR 1994	47.42	47.26	47.42
260	RUZIC Mateo	CRO	16 AUG 1994	46.13	46.13	46.13
265	LESCAY PARDO Yoandys Alberto	CUB	5 JAN 1994	46.51	45.00	46.51
279	TESAR Jan	CZE	26 MAR 1990	46.84	45.73	46.84
295	HARTLING Johan Nicolai T	DEN	17 JAN 1994	48.35	47.04	48.35
297	JENSEN Rasmus	DEN	17 SEP 1995	49.53	48.15	49.53
321	SANTOS AQUINO Luguelin Miguel	DOM	12 NOV 1992	45.32	44.91	45.32
319	CHARLES Luis Enrique	DOM	3 DEC 1998	47.01	47.01	47.01
339	UETSMUETS Sten	EST	20 JUL 1994	49.48	48.13	49.48
330	GOROSKO Jakob	EST	3 OCT 1992	49.58	48.03	49.58
448	AGYEMANG Duncan Nuakoh	GHA	6 MAY 1993	47.22	47.22	47.22
464	CHANCE Arinze Nkosi Ka	GUY	20 JAN 1996	46.92	46.81	46.92
492	JACOB Amoj	IND	2 MAY 1998	46.05	46.05	46.05
494	MALIK Pankaj	IND	3 JUL 1998	47.54	47.10	47.54
539	RE Davide	ITA	16 MAR 1993	45.56	45.41	45.56
533	CORSA Daniele	ITA	1 JAN 1996	46.01	46.01	46.01
567	ABUALHUMMOS Abdelrahman	JOR	17 JAN 1994	48.26	48.26	48.26
574	KITAGAWA Takamasa	JPN	5 SEP 1996	45.48	45.48	45.48
614	LITVIN Mikhail	KAZ	5 JAN 1996	47.59	46.08	47.59
617	SOKOLOV Andrey	KAZ	21 JAN 1995	47.76	47.19	47.76
636	OLUMBE Isaac Okelo	KEN	2 JUN 1990	49.11	48.07	49.11
659	LIM Hyoungbin	KOR	3 JUN 1997	47.72	47.72	47.72
1300	MAHNASHI Mohammed	KSA		49.50	49.20	49.50
675	BALI Musaad Ahmed H	KSA	10 SEP 1994	51.40	50.56	51.40
680	IEVINS Ilvars	LAT	23 FEB 1995	49.80	49.80	49.80
696	CHATILA Malek	LBN	8 APR 1996	49.55	49.55	49.55
711	PACEVICIUS Rokas	LTU	10 MAY 1995	47.63	47.63	47.63
734	ARON Anchois	MAS	11 MAR 1993	48.03	48.03	48.03
736	KWONG Kar Jun	MAS	24 APR 1995	48.64	47.64	48.64
783	NARIB Gideon Ernst	NAM	27 MAY 1990	46.50	46.17	46.50
797	AKINKUOWO Ayodeji Oluwato	NGR	16 SEP 1998	48.37	48.37	48.37
801	OGBUKWO Mmaduabuchi She	NGR	7 APR 1999	48.37	48.37	48.37
838	AL BUSAIDI Othman Ali Hila	OMA	5 JAN 1992	47.30	47.04	47.30
839	AL GHEILANI Usama Abdul Rah	OMA	14 APR 1994	48.13	47.54	48.13
849	SADAT Umar	PAK	16 FEB 1995	47.80	47.80	47.80
853	SILVA AZUAGA Ramon Rodrigo	PAR	5 MAY 1993	49.20	49.20	49.20
855	IRIARTE ARFINENGO Luis Adrian	PER	18 APR 1997	48.80	48.80	48.80
887	OMELKO Rafal Konrad	POL	16 JAN 1989	45.23	45.14	45.23
878	DUSZYNSKI Kajetan Patryk	POL	12 MAY 1995	46.33	46.33	46.33
963	NENE Zakithi Busani	RSA	2 APR 1998	46.41	46.41	46.41
1301	MBENGUE Ibrahimia	SEN	2 JAN 1991	47.10	46.80	47.10
994	TAN Zong Yang	SGP	11 JUN 1994	49.27	48.93	49.27
997	KAMARA Alimamy Harry	SLE	2 MAY 1992	47.09	47.09	47.09



ENTRY LIST BY EVENT As of 22 AUG 2017

各項目參賽名單

Bib	Name	NUSF Code	Date of Birth	Season Best	Personal Best	Qualifying Best
1004	JAMNIK Jan	SLO	18 JAN 1996	48.95	48.95	48.95
1005	KNAP Kristof	SLO	25 JUN 1991	50.08	49.45	50.08
1045	WIJESUNDARA MUDIYANSELAGE Sachithra	SRI	3 AUG 1993	48.63	48.00	48.63
1035	DISANAYAKA MUDIYANSELAGE Chalaka U.	SRI	28 MAR 1993	49.29	49.29	49.29
1057	LUTZ Silvan	SUI	17 OCT 1990	46.86	46.86	46.86
1053	ANGELELLA Daniele Ademore	SUI	12 MAR 1991	46.88	46.88	46.88
1078	DANAC Denis	SVK	6 MAY 1993	47.35	47.35	47.35
1126	USMANOV Shukhrat	TJK	9 OCT 1994	48.98	47.71	48.98
1149	YANG Lung-Hsiang	TPE	13 SEP 1996	46.73	46.73	46.73
1175	ALFRED Darren Quaw	TTO	28 AUG 1996	46.73	46.73	46.73
1181	ALTINTAS Batuhan	TUR	28 APR 1996	45.85	45.85	45.85
1208	BINGI Daniel	UGA	2 APR 1990	47.54	47.21	47.54
1213	OKOT Benson	UGA	31 DEC 1996	48.23	48.23	48.23
1299	CLARKE Jordan Shaquill	USA	17 FEB 1994	46.90	46.90	46.90
1290	SHIMUKOWA Charles	ZAM	21 JAN 1995	46.68	46.68	46.68
1288	CHABALA Obrey	ZAM	12 MAY 1997	49.48	49.48	49.48

Total number of entries: 65



ENTRY LIST BY EVENT As of 22 AUG 2017

各項目參賽名單

Bib	Name	NUSF Code	Date of Birth	Season Best	Personal Best	Qualifying Best
3	NIKOLLA Malvin	ALB	24 JUL 1996	1:56.72	1:54.98	1:56.72
8	BELBACHIR Mohamed	ALG	11 JAN 1994	1:46.67	1:46.67	1:46.67
5	ABDENOUI Ramzi	ALG	23 MAY 1993	1:47.28	1:47.28	1:47.28
47	KNUCKEY Stephen Joseph	AUS	3 NOV 1994	1:47.23	1:47.23	1:47.23
86	BOTTERMAN Aaron Ivan G	BEL	1 MAY 1994	1:47.48	1:46.17	1:47.48
98	DILL Shaquille Allen	BER	4 SEP 1993	1:48.55	1:47.39	1:48.55
99	MINORS Dage Teako	BER	26 OCT 1995	1:49.39	1:49.39	1:49.39
120	CEZARIO ABRAO Cleiton	BRA	8 SEP 1989	1:47.78	1:45.59	1:47.78
121	DA PALMA JUNIOR Pedro Roberto	BRA	11 JAN 1996	1:48.95	1:48.95	1:48.95
171	SMITH Tyler Jordan	CAN	2 JUL 1994	1:48.30	1:47.71	1:48.30
201	JARPA GALLEGOS Cristofer Orlan	CHI	29 NOV 1995	1:50.68	1:50.68	1:50.68
222	ZHOU Guangcai	CHN	14 NOV 1996	1:50.44	1:48.99	1:50.44
211	LI Junlin	CHN	6 AUG 1998	1:51.55	1:51.55	1:51.55
249	ROMERO ROA Oscar Andres	COL	14 SEP 1993	1:54.00	1:54.00	1:54.00
257	MURCIA CRUZ Josue Francisco	CRC	19 NOV 1996	1:52.90	1:53.19	1:52.90
267	DIMITRIOU Christos	CYP	22 SEP 1993	1:48.02	1:48.00	1:48.02
271	HODBOD Lukas	CZE	2 MAR 1996	1:46.98	1:46.98	1:46.98
277	SNEJDR Filip	CZE	16 APR 1995	1:47.08	1:47.08	1:47.08
290	CLAUSEN Christian Sand	DEN	4 AUG 1996	1:49.76	1:49.76	1:49.76
293	FÜRSTENBERG Frederik	DEN	13 JUL 1993	1:53.50	1:53.50	1:53.50
383	LUSINE Aymeric	FRA	13 SEP 1995	1:46.08	1:46.08	1:46.08
387	MISCHLER Baptiste	FRA	23 NOV 1997	1:48.80	1:47.17	1:48.80
395	BOWNESS James Sydney	GBR	26 NOV 1991	1:46.40	1:45.96	1:46.40
426	KESSLER Christoph Danie	GER	28 APR 1995	1:46.71	1:46.71	1:46.71
449	ALI Mohammed Shafic	GHA	11 JUN 1994	1:52.55	1:52.55	1:52.55
492	JACOB Amoj	IND	2 MAY 1998	1:50.54	1:50.54	1:50.54
534	EL KABBOURI Soufiane	ITA	5 MAR 1993	1:47.19	1:47.19	1:47.19
554	GLAVE Daniel	JAM	20 APR 1996	1:47.66	1:47.66	1:47.66
613	KUSMANOV Imanmadi	KAZ	10 AUG 1995	1:52.00	1:52.00	1:52.00
631	KITUR Kelvin	KEN	26 JUN 1996	1:50.00	1:50.00	1:50.00
642	DZHOLOMANOV Musulman	KGZ	21 JUN 1997	1:51.69	1:51.69	1:51.69
676	MASRAHI Mazen Ahmed M	KSA	22 MAY 1996	1:56.44	1:56.44	1:56.44
670	ALMUYIDI Khalid Ali Y	KSA	17 JAN 1996	1:58.05	1:57.11	1:58.05
677	ARENTS Pauls	LAT	2 SEP 1991	1:52.83	1:48.68	1:52.83
697	EL HELOU Abdo	LBN	12 FEB 1990	1:51.00	1:51.00	1:51.00
699	KHALIFE Hussein	LBN	21 SEP 1992	1:52.00	1:52.00	1:52.00
710	MICKUS Benediktas	LTU	26 MAR 1997	1:48.84	1:48.84	1:48.84
718	STRIOKAS Mindaugas	LTU	26 JAN 1991	1:50.39	1:50.39	1:50.39
726	GRETHEN Charles	LUX	2 JUN 1992	1:49.25	1:46.44	1:49.25
752	LOPEZ ALVAREZ Jesus Tonatiu	MEX	2 AUG 1997	1:48.55	1:48.55	1:48.55
837	AL AAMRI Ahmed Ali Said	OMA	1 FEB 1995	1:56.03	1:55.34	1:56.03
843	AL RAHBI Said Badur Said	OMA	31 AUG 1994	2:00.33	1:54.16	2:00.33
849	SADAT Umar	PAK	16 FEB 1995	1:52.00	1:52.00	1:52.00
888	ROZMYS Michal	POL	13 MAR 1995	1:45.50	1:45.50	1:45.50
885	KUCIAPSKI Artur	POL	26 DEC 1993	1:47.46	1:44.89	1:47.46
969	VAN RENSBURG Rynardt	RSA	23 MAR 1992	1:46.56	1:46.56	1:46.56
968	UYS Hendrik Jacobus	RSA	4 JUN 1992	1:46.65	1:46.65	1:46.65
988	NGABONZIZA Marcel	RWA	8 FEB 1992	1:52.00	1:52.00	1:52.00
997	KAMARA Alimamy Harry	SLE	2 MAY 1992	1:46.79	1:46.79	1:46.79



ENTRY LIST BY EVENT As of 22 AUG 2017

各項目參賽名單

Bib	Name	NUSF Code	Date of Birth	Season Best	Personal Best	Qualifying Best
1038	GANHEWAYALAGE Charuka Kushant	SRI	19 JAN 1996	1:57.68	1:53.94	1:57.68
1093	ENGHOLM Elmar Bjoern Lo	SWE	2 OCT 1992	1:53.69	1:49.69	1:53.69
1182	ATES Levent	TUR	20 MAR 1991	1:49.10	1:48.78	1:49.10
1214	ONGOM Timothy Ambrose	UGA	10 MAR 1994	1:53.21	1:51.20	1:53.21
1215	TURIHOHABWE Fortunate	UGA	1 JUL 1993	1:54.01	1:54.01	1:54.01
1224	GUTSOL Ievgen	UKR	13 MAY 1990	1:48.26	1:48.26	1:48.26
1257	ANDERSON KAAPA Drevan Kaleolan	USA	24 JAN 1992	1:52.98	1:49.06	1:52.98

Total number of entries: 56



ENTRY LIST BY EVENT As of 22 AUG 2017

各項目參賽名單

Bib	Name	NUSF Code	Date of Birth	Season Best	Personal Best	Qualifying Best
12	HEDEILLI Takieddine	ALG	6 JUN 1996	3:37.88	3:37.88	3:37.88
13	KHELILI Abderezak	ALG	21 JAN 1997	3:47.87	3:45.69	3:47.87
44	HOCKEY Isaac Arthur	AUS	22 AUG 1997	3:38.49	3:38.49	3:38.49
51	PYKE Adam James	AUS	27 NOV 1995	3:40.02	3:40.02	3:40.02
88	CLAUS Pieter	BEL	1 MAR 1993	3:39.11	3:39.11	3:39.11
152	BELLEMORE Corey James Hen	CAN	1 DEC 1994	3:42.05	3:42.05	3:42.05
168	PETERSON Cole Henry Andr	CAN	22 AUG 1993	3:42.19	3:42.19	3:42.19
201	JARPA GALLEGOS Cristofer Orlan	CHI	29 NOV 1995	3:50.45	3:50.45	3:50.45
204	PALMA FONTEALVA Ruben Gerardo	CHI	17 OCT 1993	3:50.73	3:50.73	3:50.73
249	ROMERO ROA Oscar Andres	COL	14 SEP 1993	3:57	3:57	3:57
247	LEON DELGADO Victor Manuel	COL	16 SEP 1995	3:50.00	3:50.00	3:50.00
267	DIMITRIOU Christos	CYP	22 SEP 1993	3:52.02	3:44.27	3:52.02
291	DAHL-JESSEN Mikkel	DEN	20 DEC 1994	3:44.91	3:44.91	3:44.91
289	CHO Mihn Kyun	DEN	29 NOV 1994	3:53.68	3:53.68	3:53.68
355	AYALNEH Zemen Addis	ETH	15 MAY 1999	3:15.00	3:15.00	3:15.00
386	MIELLET Alexis	FRA	5 MAY 1995	3:39.55	3:39.55	3:39.55
378	CASSE Martin	FRA	23 JUN 1990	3:39.92	3:39.27	3:39.92
396	DAVIES Jonathan Stuart	GBR	28 OCT 1994	3:39.00	3:39.00	3:39.00
418	BENITZ Timo	GER	24 DEC 1991	3:34.87	3:34.87	3:34.87
449	ALI Mohammed Shafic	GHA	11 JUN 1994	3:51.94	3:51.94	3:51.94
511	KELLY Kevin	IRL	11 AUG 1995	3:43.54	3:43.54	3:43.54
530	BUSSOTTI NEVES JUNIOR Joao C.	ITA	10 MAY 1993	3:37.12	3:37.12	3:37.12
534	EL KABBOURI Soufiane	ITA	5 MAR 1993	3:39.17	3:39.17	3:39.17
642	DZHOLOMANOV Musulman	KGZ	21 JUN 1997	3:55.09	3:55.00	3:55.09
669	ALMUYIDI Ahmed Amer I	KSA	4 DEC 1997	4:02.86	4:02.86	4:02.86
706	BERTASIUS Simas	LTU	31 OCT 1993	3:47.83	3:47.83	3:47.83
726	GRETHEN Charles	LUX	2 JUN 1992	3:39.02	3:39.02	3:39.02
755	MARTINEZ ESTRADA Fernando Daniel	MEX	30 MAY 1993	3:39.26	3:39.26	3:39.26
829	ROGERS Simon Anthony	NZL	1 OCT 1989	3:44.56	3:44.56	3:44.56
837	AL AAMRI Ahmed Ali Said	OMA	1 FEB 1995	3:51.11	3:52.23	3:51.11
845	AL SUBEIHI Mazin Khalifa S	OMA	25 JAN 1996	3:53.11	3:51.21	3:53.11
882	KALINOWSKI Grzegorz Mateusz	POL	22 SEP 1990	3:39.54	3:39.54	3:39.54
873	BORKOWSKI Mateusz	POL	2 APR 1997	3:46.08	3:41.47	3:46.08
927	ROCHA Hugo	POR	27 JUN 1997	3:42.28	3:42.28	3:42.28
961	MOTSAU Jeremiah Lereko	RSA	12 MAR 1990	3:38.04	3:36.73	3:38.04
960	MOKOPANE Rantso Alfred	RSA	8 AUG 1994	3:38.83	3:38.83	3:38.83
1032	ABEYKOON JAYASUNDARA M. Oshada D.	SRI	8 SEP 1995	4:05.66	3:57.00	4:05.66
1061	RAESS Jonas	SUI	8 MAR 1994	3:43.49	3:43.49	3:43.49
1093	ENGHOLM Elmar Bjoern Lo	SWE	2 OCT 1992	3:44.51	3:42.10	3:44.51
1182	ATES Levent	TUR	20 MAR 1991	3:40.26	3:39.77	3:40.26
1214	ONGOM Timothy Ambrose	UGA	10 MAR 1994	3:55.04	3:55.04	3:55.04
1215	TURIHOHABWE Fortunate	UGA	1 JUL 1993	3:56.46	3:56.46	3:56.46

Total number of entries: 42



ENTRY LIST BY EVENT As of 22 AUG 2017

各項目參賽名單

Bib	Name	NUSF Code	Date of Birth	Season Best	Personal Best	Qualifying Best
11	HAMI Aimen	ALG	24 NOV 1991	14:02.12	14:02.12	14:02.12
12	HEDEILLI Takieddine	ALG	6 JUN 1996	14:06.30	14:06.30	14:06.30
79	VOJTA Andreas	AUT	9 JUN 1989			
90	DEBOGNIES Simon	BEL	16 JUL 1996	13:38.03	13:38.03	13:38.03
169	PROUDFOOT Ross Clayton	CAN	4 JUL 1992	13:53.38	13:29.32	13:53.38
217	WANG Hao	CHN	25 MAR 1995	14:32.00	14:17.00	14:32.00
213	LIU Tao	CHN	10 FEB 1994	14:48.00	14:48.00	14:48.00
247	LEON DELGADO Victor Manuel	COL	16 SEP 1995	14:30.00	14:30.00	14:30.00
301	NIJHUIS Thijs Matthias	DEN	20 SEP 1992	14:05.64	13:43.47	14:05.64
303	SKOV Kasper	DEN	27 JUL 1992	14:35.89	14:35.89	14:35.89
355	AYALNEH Zemen Addis	ETH	15 MAY 1999	13:43.00	13:43.00	13:43.00
376	BARRER Francois	FRA	8 JUN 1993	13:42.17	13:42.17	13:42.17
396	DAVIES Jonathan Stuart	GBR	28 OCT 1994	13:37.13	13:23.94	13:37.13
498	TADVI Kisan Narshi	IND	10 JAN 1998	14:34.05	14:37.00	14:34.05
509	BERGIN Matthew Christo	IRL	2 MAR 1993	14:03.87	14:03.87	14:03.87
581	SHIOJIRI Kazuya	JPN	8 NOV 1996	13:33.14	13:33.14	13:33.14
668	ALMUHAMMADALI Hussain	KSA	12 JUN 1994	16:10.45	16:13.68	16:10.45
665	ALKAYYADI Hassan Baalghay	KSA	1 AUG 1994	16:19.55	16:04.25	16:19.55
706	BERTASIUS Simas	LTU	31 OCT 1993	14:06.31	14:06.31	14:06.31
750	ESPARZA PEREZ Jose Juan	MEX	26 AUG 1990	13:57.04	13:57.04	13:57.04
755	MARTINEZ ESTRADA Fernando Daniel	MEX	30 MAY 1993	14:12.10		14:12.10
776	ODBAYAR Boldoo	MGL	17 MAR 1993	14:59.48	14:59.48	14:59.48
785	FOPPEN Mike	NED	29 NOV 1996	14:30.00	14:30.00	14:30.00
840	AL JASHEMI Mahmood Abdulla	OMA	12 NOV 1997	15:12.00	15:00.00	15:12.00
844	AL RASHDI Ayuob Yaqoob Sa	OMA	6 SEP 1996	15:22.13	15:18.02	15:22.13
864	PRADO Lloyd	PHI	13 DEC 1997	15:55.00	15:55.00	15:55.00
937	SOARE Nicolae Alexand	ROU	20 SEP 1991	14:15.49	14:15.49	14:15.49
945	ANDREAS Jeromy	RSA	28 FEB 1992	13:52.13	13:52.13	13:52.13
961	MOTSAU Jeremiah Lereko	RSA	12 MAR 1990	14:51.33	14:51.33	14:51.33
1041	NAWASINGHE MUDIYANSELAGE Chanuka C.	SRI	3 JAN 1992	15:41.92	15:01.00	15:41.92
1061	RAESS Jonas	SUI	8 MAR 1994	13:57.98	13:57.98	13:57.98
1079	DUREC Peter	SVK	12 SEP 1992	14:14.22	14:14.22	14:14.22
1188	OZDEMIR Ramazan	TUR	6 JUL 1991	13:37.68	13:37.68	13:37.68
1209	KATEREGGA John	UGA	5 MAY 1994	14:14.03	14:14.03	14:14.03
1207	BAHATI Sadic	UGA	30 NOV 1992	14:15.70	14:15.70	14:15.70
1258	BARRAZA Brian Arthur	USA	16 MAY 1995	13:52.00	13:52.00	13:52.00
1292	SIYOTO Siyambango	ZAM	28 AUG 1996	13:02.00	13:02.00	13:02.00

Total number of entries: 37



ENTRY LIST BY EVENT As of 22 AUG 2017

各項目參賽名單

Bib	Name	NUSF Code	Date of Birth	Season Best	Personal Best	Qualifying Best
33	ANDERSON Bryce William	AUS	18 OCT 1996	29:37.26	29:37.26	29:37.26
40	COCKS Riley Samuel	AUS	27 DEC 1995	29:38.09	29:38.09	29:38.09
155	ESSELINK Evan Eric Willi	CAN	28 FEB 1992	29:17.70	28:55.98	29:17.70
173	TREE Kevin James	CAN	1 MAY 1993	29:27.70	29:18.86	29:27.70
248	LOPEZ RODRIGUEZ Sergio Alejandr	COL	10 JUL 1996	30:10.00	30:10.00	30:10.00
301	NIJHUIS Thijs Matthias	DEN	20 SEP 1992	30:20.00	29:19.17	30:20.00
498	TADVI Kisan Narshi	IND	10 JAN 1998	30.50	30.50	30.50
581	SHIOJIRI Kazuya	JPN	8 NOV 1996	28:35.44	28:32.85	28:35.44
584	SUZUKI Takato	JPN	23 JUL 1997	28:44.71	28:31.66	28:44.71
774	DAMBADARJAA Gantulga	MGL	3 FEB 1989	30:12.59	30:12.59	30:12.59
842	AL QURAINI Abdullah Salim	OMA	3 AUG 1990	32:23.15	40:12.32	32:23.15
922	BARATA Samuel	POR	19 JUL 1993	28:40.19	28:40.19	28:40.19
937	SOARE Nicolae Alexand	ROU	20 SEP 1991	29:58.78	29:58.78	29:58.78
945	ANDREAS Jeremy	RSA	28 FEB 1992	29:08.51	29:08.51	29:08.51
953	KEKANA Mokofane Milton	RSA	3 OCT 1995	29:14.00	29:14.00	29:14.00
948	EESOU Marianio Lin Co	RSA	7 DEC 1991	29:19.10	29:19.10	29:19.10
1041	NAWASINGHE MUDIYANSELAGE Chanuka C.	SRI	3 JAN 1992	32:10.00	30:50.00	32:10.00
1188	OZDEMIR Ramazan	TUR	6 JUL 1991	31:05.14	31:05.14	31:05.14
1209	KATEREGGA John	UGA	5 MAY 1994	29:02.01	20:02.01	29:02.01
1207	BAHATI Sadic	UGA	30 NOV 1992	29:55.70	29:55.70	29:55.70
1210	MIGADDE Kenneth	UGA	9 NOV 1993	30:29.30	30:29.30	30:29.30
1292	SIYOTO Siyambango	ZAM	28 AUG 1996	20:04.12	20:04.12	20:04.12

Total number of entries: 22



ENTRY LIST BY EVENT As of 22 AUG 2017

各項目參賽名單

Bib	Name	NUSF Code	Date of Birth	Season Best	Personal Best	Qualifying Best
42	EVANS Dylan Alexander	AUS	4 DEC 1992	1:06:07	1:06:07	1:06:07
89	DE BOCK Thomas Marc A	BEL	20 AUG 1991	1:04:58	1:04:58	1:04:58
165	MORGAN Blair Andrew	CAN	29 MAY 1993	1:06:40	1:06:40	1:06:40
216	TIAN Huadong	CHN	12 DEC 1989	1:06:15	1:05:07	1:06:15
213	LIU Tao	CHN	10 FEB 1994	1:09:00	1:07:00	1:09:00
217	WANG Hao	CHN	25 MAR 1995	1:09:00	1:07:00	1:09:00
248	LOPEZ RODRIGUEZ Sergio Alejandr	COL	10 JUL 1996	1:09:00	1:09:00	1:09:00
337	TIKK Ermo	EST	28 OCT 1991	1:23:20	1:23:20	1:23:20
493	KUMBHAR Kantilal Devram	IND	18 APR 1992	1:05:45	1:05:45	1:05:45
496	PATEL Ranjeet Kumar	IND	17 DEC 1993	1:07:25	1:06:00	1:07:25
583	SUZUKI Kengo	JPN	11 JUN 1995	1:01:36	1:01:36	1:01:36
576	KUDO Naoki	JPN	5 SEP 1995	1:02:15	1:01:25	1:02:15
572	KATANISHI Kei	JPN	18 MAR 1997	1:02:31	1:02:31	1:02:31
587	TOCHIGI Wataru	JPN	8 MAY 1995	1:04:05	1:03:00	1:04:05
584	SUZUKI Takato	JPN	23 JUL 1997	1:11:48	1:02:55	1:11:48
612	KRASSILOV Mikhail	KAZ	5 MAR 1990	1:06:17	1:04:21	1:06:17
655	KIM Taejin	KOR	27 OCT 1995	1:03:53	1:03:53	1:03:53
658	LEE Jungkook	KOR	18 DEC 1995	1:05:03	1:05:03	1:05:03
646	CHOI Minyong	KOR	10 AUG 1994	1:05:57	1:05:57	1:05:57
684	VISKERS Janis	LAT	30 MAR 1989	1:06:46	1:06:46	1:06:46
749	ESPARZA PEREZ Jesus Arturo	MEX	26 AUG 1990	1:05:21	1:05:21	1:05:21
753	LUNA ABURTO Saby	MEX	6 FEB 1990	1:07:57	1:05:48	1:07:57
773	BOLD Suvragakhairkha	MGL	13 JAN 1992	1:06:15	1:06:15	1:06:15
774	DAMBADARJAA Gantulga	MGL	3 FEB 1989	1:06:44	1:06:44	1:06:44
775	NARANDULAM Munkhbayar	MGL	28 OCT 1990	1:07:42	1:07:42	1:07:42
776	ODBAYAR Boldoo	MGL	17 MAR 1993	1:08:07	1:08:07	1:08:07
777	TSEVEENRAVDAN Byambajav	MGL	7 JUL 1990	1:08:15	1:04:36	1:08:15
842	AL QURAINI Abdullah Salim	OMA	3 AUG 1990	1:17:07	1:11:26	1:17:07
922	BARATA Samuel	POR	19 JUL 1993	1:03:52	1:03:52	1:03:52
948	EESOU Mariano Lin Co	RSA	7 DEC 1991	1:03:24	1:04:08	1:03:24
958	MASIHLEHO Thabang Ambitio	RSA	17 MAY 1990	1:03:45	1:03:45	1:03:45
962	MULAUDZI Collen	RSA	8 APR 1991	1:04:19	1:04:19	1:04:19
953	KEKANA Mokofane Milton	RSA	3 OCT 1995	1:07:56	1:07:28	1:07:56
1062	RUETTIMANN Eric Laurent	SUI	7 DEC 1992	1:05:42	1:05:42	1:05:42
1056	HUWILER Thomas Gael Ant	SUI	29 SEP 1989	1:05:53	1:05:53	1:05:53
1134	CHOU Ting-Yin	TPE	7 JUL 1991	1:07:03	1:07:03	1:07:03
1142	TENG Hsin-Chuan	TPE	28 JUN 1996	1:10:29	1:07:58	1:10:29
1131	CHEN Ping-Feng	TPE	18 SEP 1993	1:10:51	1:08:27	1:10:51
1184	DEMIR Alper	TUR	6 JAN 1990	1:04:14	1:04:14	1:04:14
1185	GUNEN Vedat	TUR	15 AUG 1989	1:04:42	1:04:26	1:04:42
1180	ALICI Yusuf	TUR	7 APR 1991	1:05:12	1:05:12	1:05:12
1191	TASDEMIR Aykut	TUR	20 JAN 1991	1:05:30	1:04:52	1:05:30
1192	YILDIRIMCI Sabahattin	TUR	25 MAR 1994	1:05:38	1:05:38	1:05:38
1209	KATEREGGA John	UGA	5 MAY 1994	1:04:01	1:04:01	1:04:01
1207	BAHATI Sadic	UGA	30 NOV 1992	1:04:54	1:04:54	1:04:54
1214	ONGOM Timothy Ambrose	UGA	10 MAR 1994	1:05:01	1:05:01	1:05:01
1210	MIGADDE Kenneth	UGA	9 NOV 1993	1:10:11	1:10:11	1:10:11
1215	TURIHOHABWE Fortunate	UGA	1 JUL 1993	1:12:00	1:12:00	1:12:00

Total number of entries: 48



ENTRY LIST BY EVENT As of 22 AUG 2017

各項目參賽名單

Bib	Name	NUSF Code	Date of Birth	Season Best	Personal Best	Qualifying Best
15	MESSAOUDI Ali	ALG	13 OCT 1995	8:30.20	8:30.20	8:30.20
156	GAY John Eamon	CAN	7 NOV 1996	8:36.55	8:36.55	8:36.55
246	BLANCO PILONIETA Nelson Andres	COL	7 APR 1994	9:05.00	9:05.00	9:05.00
296	HESELBJERG Ole	DEN	23 APR 1990	8:27.89	8:27.89	8:27.89
302	RASMUSEN Jean Khavaquiah	DEN	12 MAY 1992	9:08.73	9:08.73	9:08.73
318	ABREU MARTINEZ Alvaro Luis	DOM	21 JUL 1990	9:01.60	9:01.60	9:01.60
332	KIVISTIK Kaur	EST	29 APR 1991	8:41.22	8:32.23	8:41.22
362	RAITANEN Topi Olli Vihto	FIN	7 FEB 1996	8:39.89	8:39.89	8:39.89
403	SEDDON Zak William	GBR	28 JUN 1994	8:30.17	8:30.17	8:30.17
398	GRAY William	GBR	24 JAN 1993	8:30.50	8:30.50	8:30.50
423	GRAU Martin Christia	GER	26 MAR 1992	8:31.91	8:28.37	8:31.91
528	ABDELWAHED Ahmed	ITA	26 MAY 1996	8:36.73	8:36.73	8:36.73
665	ALKAYYADI Hassan Baalghay	KSA	1 AUG 1994	9:56.42	9:56.42	9:56.42
668	ALMUHAMMADALI Hussain	KSA	12 JUN 1994	10:01.50	10:01.50	10:01.50
678	BLAJS Alberts	LAT	9 AUG 1995	8:53.25	8:43.97	8:53.25
707	BERZANSKIS Justinas	LTU	12 JAN 1989	8:41.59	8:41.59	8:41.59
844	AL RASHDI Ayuob Yaqoob Sa	OMA	6 SEP 1996	9:35.32	9:30.14	9:35.32
894	ZALEWSKI Krystian	POL	11 APR 1989	8:08.76	8:08.76	8:08.76
960	MOKOPANE Rantso Alfred	RSA	8 AUG 1994	8:34.47	8:31.72	8:34.47

Total number of entries: 19



ENTRY LIST BY EVENT As of 22 AUG 2017

各項目參賽名單

Bib	Name	NUSF Code	Date of Birth	Season Best	Personal Best	Qualifying Best
45	HOUGH Nicholas Alexan	AUS	20 OCT 1993	13.50	13.42	13.50
131	OLIVEIRA CONSTANTINO Gabriel	BRA	9 FEB 1995	13.52	13.50	13.52
130	NASCIMENTO PARAIZO Jonatha	BRA	14 APR 1990	13.65	13.53	13.65
146	SOME Florian Tinsa R	BUR	17 SEP 1994	14.82	14.71	14.82
166	MOSELEY Ingvar Mackenzi	CAN	24 NOV 1991	13.75	13.75	13.75
158	KABA Sekou Mohamed	CAN	25 AUG 1990	13.93	13.43	13.93
276	SEDLAK Vaclav	CZE	6 FEB 1993	13.87	13.87	13.87
320	SANTOS AQUINO Juander	DOM	7 MAY 1995	48.92	48.92	48.92
381	KRAUSS Simon	FRA	12 FEB 1992	13.71	13.53	13.71
473	BAJI Balazs	HUN	9 JUN 1989	13.15	13.15	13.15
571	KANAI Taioh	JPN	28 SEP 1995	13.62	13.62	13.62
578	NOMOTO Shusei	JPN	25 OCT 1995	13.62	13.62	13.62
618	ZEMS Vyacheslav	KAZ	2 MAY 1998	14.09	13.86	14.09
654	KIM Gyeongtae	KOR	20 MAR 1997	14.20	14.20	14.20
673	ALSHALATI Mohammed Taleb	KSA	9 DEC 1998	14.53	15.30	14.53
671	ALONAYZAN Hassan Abdullah	KSA	14 MAY 1998	15.04	15.04	15.04
698	HAZER Ahmad	LBN	4 SEP 1989	13.70	13.70	13.70
713	SAULIUS Rapolas	LTU	15 FEB 1996	13.93	13.93	13.93
825	HAWKINS Joshua Tamati N	NZL	9 FEB 1994	13.81	13.81	13.81
865	VERGEL Alvin John	PHI	8 MAR 1997	14.82	14.82	14.82
862	MEJIA Jaime Immanuel	PHI	2 APR 1997	15.27	15.21	15.27
876	CZYKIER Damian	POL	10 AUG 1992	13.28	13.28	13.28
932	DUMITRACHE Cosmin Ilie	ROU	20 JUL 1994	14.13	14.01	14.13
959	MKATINI Lebone Junior M	RSA	4 JAN 1990	13.73	13.73	13.73
954	LEFETE Tshepo	RSA	2 FEB 1992	13.86	13.57	13.86
998	KAMARA Mohamed	SLE	12 SEP 1990	14.90	14.90	14.90
1042	NILaweera Akhila Imantha	SRI	6 DEC 1995	15.08	15.06	15.08
1150	YANG Wei-Ting	TPE	22 SEP 1994	13.57	13.57	13.57
1130	CHEN Kuei-Ru	TPE	22 SEP 1993	13.62	13.62	13.62
1267	LATTIN Amere Davion	USA	12 JUL 1997	13.73	13.53	13.73

Total number of entries: 30



ENTRY LIST BY EVENT As of 22 AUG 2017

各項目參賽名單

Bib	Name	NUSF Code	Date of Birth	Season Best	Personal Best	Qualifying Best
14	LAHOULOU Abdelmalik	ALG	7 MAY 1992	48.84	48.62	48.84
9	BOUKMOUCHE Saber	ALG	20 APR 1992	50.20	49.43	50.20
25	RUGGERI Guillermo Manue	ARG	26 MAR 1992	49.72	49.72	49.72
24	RODRIGUEZ BALDIVIEZ Jaime	ARG	18 JUL 1992	51.81	51.70	51.81
78	HUFNAGL Dominik	AUT	10 JAN 1997	50.93	50.93	50.93
128	LANGOWSKI TEREZAN Artur	BRA	8 MAY 1991	49.86	49.73	49.86
162	MAC NEILL Gregory Scott W	CAN	15 APR 1992	50.82	50.82	50.82
205	SEPULVEDA SANDOVAL Alfredo Emilio	CHI	3 AUG 1993	49.86	49.86	49.86
256	DRUMMOND HERNANDEZ Gerald David	CRC	5 SEP 1994	50.41	51.10	50.41
275	MUELLER Vit	CZE	31 AUG 1996	49.92	49.92	49.92
272	JURANEK Martin	CZE	13 MAR 1991	50.45	50.45	50.45
295	HARTLING Johan Nicolai T	DEN	17 JAN 1994	51.65	50.02	51.65
298	JOHANSEN Martin Brueckne	DEN	3 JAN 1995	53.09	52.73	53.09
320	SANTOS AQUINO Juander	DOM	7 MAY 1995	48.59	48.59	48.59
331	JAGOR Jaak-Heinrich	EST	11 MAY 1990	49.38	49.37	49.38
358	MOEROE Santtu Oskari	FIN	31 JAN 1993	50.38	49.04	50.38
402	PAUL Jacob Aaron	GBR	6 FEB 1995	49.49	49.49	49.49
510	BYRNE Paul	IRL	18 APR 1990	50.03	50.03	50.03
529	BENCOSME DE LEON Jose Reynaldo	ITA	16 MAY 1992	49.33	49.33	49.33
551	CLARKE Andre	JAM	6 JUN 1992	49.40	49.40	49.40
570	KAJIKI Ryo	JPN	8 DEC 1995	49.33	49.33	49.33
610	KOBLOV Dmitriy	KAZ	30 NOV 1992	50.96	49.39	50.96
611	KONDRATYEV Igor	KAZ	23 JAN 1991	51.77	51.77	51.77
648	HWANG Hyeonu	KOR	30 JUN 1994	50.93	50.93	50.93
671	ALONAYZAN Hassan Abdullah	KSA	14 MAY 1998	14.53	14.53	14.53
673	ALSHALATI Mohammed Taleb	KSA	9 DEC 1998	55.67	55.67	55.67
700	RAAD Ragheb	LBN	29 NOV 1995	54.00	54.00	54.00
782	MARITZ Johannes Gerhar	NAM	20 DEC 1990	49.48	49.48	49.48
784	ARTS Jesper Carlo Ma	NED	2 APR 1992	51.15	50.23	51.15
860	HENDERSON Connor Alexande	PHI	2 OCT 1992	52.47	52.22	52.47
862	MEJIA Jaime Immanuel	PHI	2 APR 1997	53.87	53.97	53.87
877	DOBOK Patryk	POL	13 FEB 1994	49.78	48.40	49.78
965	PRETORIUS Johanneslodewic	RSA	26 JAN 1994	49.28	49.28	49.28
951	HAMMAN Leroux	RSA	6 JAN 1992	49.35	49.24	49.35
1003	HRIBARSEK Peter	SLO	17 NOV 1992	51.35	51.35	51.35
1004	JAMNIK Jan	SLO	18 JAN 1996	52.80	52.80	52.80
1043	OLIDURAGE Ishan Lahiru Ar	SRI	16 APR 1995	54.09	54.09	54.09
1054	BRAND Dany Andreas	SUI	23 FEB 1996	49.14	49.14	49.14
1059	MFOMKPA Alain Herve	SUI	4 JUN 1996	50.77	50.77	50.77
1075	BOTTLIK Jakob	SVK	30 MAR 1994	52.28	52.28	52.28
1129	CHEN Chieh	TPE	8 MAY 1992	49.54	49.05	49.54
1153	YU Chia-Hsuan	TPE	22 JAN 1995	49.93	49.93	49.93

Total number of entries: 42



ENTRY LIST BY EVENT As of 22 AUG 2017

各項目參賽名單

Bib	Name	NUSF Code	Date of Birth	Season Best	Personal Best	Qualifying Best
22	LAYOY Carlos Daniel	ARG	26 FEB 1991	2.18	2.24	2.18
35	BALDWIN Joseph Heath Aa	AUS	23 JAN 1998	2.22	2.22	2.22
153	CATE Sean Adam	CAN	28 MAY 1994	2.20	2.20	2.20
239	MAYACK II Marcel Richard	CMR	17 NOV 1990	2.10	2.10	2.10
336	TAFENAU Kristjan	EST	2 JAN 1998	2.09	2.13	2.09
404	SMITH Allan Fraser	GBR	6 NOV 1992	2.29	2.29	2.29
430	WENDRICH Falk Henning	GER	12 JUN 1995	2.26	2.26	2.26
520	AL-IBRAHEEMI Hussein Falah H	IRQ	28 JUN 1998	2.19	2.19	2.19
523	KROYTOR Dmitry	ISR	18 FEB 1993	2.22	2.29	2.22
525	LIBERMAN Tzur	ISR	26 JAN 1994	2.22	2.22	2.22
536	FASSINOTTI Marco	ITA	29 APR 1989	2.24	2.35	2.24
537	MELONI Eugenio	ITA	28 AUG 1994	2.24	2.21	2.24
615	LOSHKAREV Roman	KAZ	28 OCT 1996	2.20	2.20	2.20
661	WOO Sanghyeok	KOR	23 APR 1996	2.30	2.30	2.30
708	GLEBAUSKAS Adrijus	LTU	20 NOV 1994	2.20	2.20	2.20
727	RUTARE Kevin	LUX	22 JUL 1991	2.18	2.18	2.18
738	MOHD SHAH Norshafiee	MAS	17 SEP 1997	2.15	2.15	2.15
826	KERR Hamish Andrew G	NZL	17 AUG 1996	2.17	2.17	2.17
883	KOBIELSKI Norbert Piotr	POL	28 JAN 1997	2.26	2.26	2.26
924	CONCEICAO Paulo	POR	29 DEC 1993	2.21	2.24	2.21
935	LAZARICA Dan Claudiu	ROU	11 MAY 1992	2.19	2.19	2.19
955	LINKS Mpho Benjamin	RSA	20 JUN 1996	2.22	2.23	2.22
1000	TURAY Abass	SLE	12 JAN 1989	2.02	2.02	2.02
1127	ZARIPOV Husniddin	TJK	26 NOV 1997	2.10	2.10	2.10
1135	HSIANG Chun-Hsien	TPE	4 SEP 1993	2.24	2.29	2.24

Total number of entries: 25



ENTRY LIST BY EVENT As of 22 AUG 2017

各項目參賽名單

Bib	Name	NUSF Code	Date of Birth	Season Best	Personal Best	Qualifying Best
10	CHERABI Hichem-Khalil	ALG	30 MAR 1993	5.30	5.50	5.30
34	ARMSTRONG Angus Leckie Ro	AUS	17 MAR 1997	5.45	5.45	5.45
39	CLOUGH Stephen Michael	AUS	4 NOV 1996	5.40	5.40	5.40
126	GERMANO SPINELLI Bruno	BRA	6 APR 1997	5.42	5.42	5.42
172	THEODORE Deryk Tsuyoshi	CAN	18 AUG 1989	5.41	5.41	5.41
150	ALLEN Spencer	CAN	27 SEP 1993	5.30	5.30	5.30
379	COLLET Mathieu	FRA	15 MAR 1995	5.55	5.55	5.55
400	MYERS Charlie	GBR	12 JUN 1997	5.45	5.45	5.45
540	STECCHI Claudio	ITA	23 NOV 1991	5.60	5.60	5.60
569	EJIMA Masaki	JPN	6 MAR 1999	5.61	5.61	5.61
607	GRIGORYEV Sergey	KAZ	24 JUN 1992	5.65	5.65	5.65
606	FILIPPOV Nikita	KAZ	7 OCT 1991	5.40	5.50	5.40
647	HAN Duhyeon	KOR	28 JUL 1994	5.40	5.40	5.40
754	LUNA ESTES Jorge	MEX	8 JUN 1996	5.31	5.35	5.31
789	VAN DER WIJST Koen Evan	NED	7 AUG 1997	5.35	5.35	5.35
830	SOUTHGATE Nicholas Colin	NZL	9 APR 1994	5.35	5.47	5.35
890	SOBERA Robert	POL	19 JAN 1991	5.60	5.60	5.60
881	JERZY Mateusz Maria	POL	29 MAR 1995	5.50	5.50	5.50
925	FERREIRA Diogo	POR	30 JUL 1990	5.71	5.71	5.71
1007	TICAR Ambroz	SLO	28 JUL 1996	5.01	5.10	5.01
1086	ZMORAY Jan	SVK	16 MAY 1991	5.20	5.32	5.20
1229	MALYKHIN Vladyslav	UKR	15 JAN 1998	5.70	5.70	5.70

Total number of entries: 22



ENTRY LIST BY EVENT As of 22 AUG 2017

各項目參賽名單

Bib	Name	NUSF Code	Date of Birth	Season Best	Personal Best	Qualifying Best
16	TRIKI Yasser Mohammed	ALG	24 MAR 1997	7.97	7.97	7.97
48	MITREVSKI Christopher Pet	AUS	12 JUL 1996	7.97	7.97	7.97
32	ADCOCK Liam Wallace	AUS	21 JUN 1996	7.90	7.90	7.90
87	CAMPENER Corentin Franco	BEL	5 OCT 1990	7.75	7.94	7.75
97	DE GRILLA JR Bruce Leroy	BER	15 DEC 1995	7.41	7.41	7.41
122	DA SILVA Tiago	BRA	23 OCT 1993	8.08	8.09	8.08
129	MARCELINO DOS SANTO Lucas	BRA	4 JAN 1995	8.00	8.00	8.00
154	DORCELUS Stevens	CAN	19 MAY 1995	7.77	7.77	7.77
203	OLIVARES ROJAS Camilo Esteban	CHI	27 OCT 1993	7.63	7.63	7.63
215	SUN Yize	CHN	9 MAR 1996	7.99	7.99	7.99
239	MAYACK II Marcel Richard	CMR	17 NOV 1990	7.50	7.50	7.50
244	SWEDI Djafar	COD	26 NOV 1997	6.78	6.78	6.78
273	JUSKA Radek	CZE	8 MAR 1993	8.29	8.29	8.29
294	GABRIELSEN Benjamin Habib	DEN	13 JUN 1995	7.70	7.76	7.70
334	KUTBERG Henrik	EST	2 NOV 1992	7.68	7.80	7.68
329	ARUSALU Kaspar	EST	18 DEC 1995	6.96	7.09	6.96
361	PULLI Kristian Henri	FIN	2 SEP 1994	8.07	8.07	8.07
356	BAECK Kristian Jan	FIN	18 JUL 1996	7.95	7.95	7.95
384	MAIAU Raihau	FRA	8 JAN 1992	7.94	8.02	7.94
397	GARDINER Daniel Leslie	GBR	25 JUN 1990	7.83	7.96	7.83
425	HOWARD Julian Anthony	GER	3 APR 1989	8.15	8.15	8.15
465	CHAN Ming Tai	HKG	30 JAN 1995	8.03	8.12	8.03
467	LAU Kin Hei	HKG	1 JAN 1997	7.53	7.53	7.53
489	NOVAL Noval	INA	16 SEP 1994	7.59	7.43	7.59
500	YAHIYA Muhammed Anees	IND	3 DEC 1995	7.75	7.80	7.75
538	RANDAZZO Filippo	ITA	27 APR 1996	8.05	8.05	8.05
568	YOUNIS Ahmad	JOR	12 SEP 1995	7.25	7.25	7.25
588	YAMAKAWA Natsuki	JPN	24 JUL 1995	7.92	8.00	7.92
650	JOO Eunjae	KOR	12 JUN 1993	7.77	7.77	7.77
666	ALKHALAF Hussain Abdulla	KSA	11 JUN 1993			
683	VIKSNE Peteris Pauls	LAT	20 MAY 1996	7.30	7.30	7.30
698	HAZER Ahmad	LBN	4 SEP 1989	7.10	7.10	7.10
730	TAM Chon Lok	MAC	19 JUL 1996	6.72	6.72	6.72
733	RAMANANJATOVO Jose Mariolla	MAD	21 MAY 1989	7.26	7.35	7.26
746	ALVAREZ MUNOZ Alberto	MEX	8 MAR 1991	7.90		7.90
787	NUYTINCK Steven Hubert A	NED	28 JAN 1991	7.66	7.66	7.66
816	KIPLESUND Ingar	NOR	15 NOV 1996	7.76	7.76	7.76
846	AL YARABI Salim Saleh Mus	OMA	15 JAN 1994	7.40	7.37	7.40
858	DELA PENA Aristeo	PHI	23 MAR 1997	7.44	7.44	7.44
863	PABLO Rogil	PHI	2 MAR 1998	6.83	6.83	6.83
936	NEAGOE Ionut Andrei	ROU	11 JUN 1994	7.63	7.63	7.63
952	JOHNSON Cheswill Gilber	RSA	30 SEP 1997	7.80	7.80	7.80
993	KHAN Meng Linn	SGP	6 FEB 1990	7.16	7.26	7.16
1024	JOVANCEVIC Strahinja	SRB	28 FEB 1993	7.81	7.92	7.81
1023	ANIC Lazar	SRB	14 DEC 1991	7.60	7.60	7.60
1036	GALOLU KANKANAMALAGE Danushka S. P.	SRI	15 APR 1994	7.54	7.78	7.54
1042	NILAWEERA Akhila Imantha	SRI	6 DEC 1995	7.15	7.15	7.15
1063	ULLMANN Christopher Ant	SUI	21 AUG 1993	7.98	7.98	7.98
1084	VESZELKA Tomas	SVK	9 JUL 1995	7.71	7.71	7.71



ENTRY LIST BY EVENT As of 22 AUG 2017

各項目參賽名單

Bib	Name	NUSF Code	Date of Birth	Season Best	Personal Best	Qualifying Best
1140	LIN Hung-Min	TPE	7 SEP 1990	8.10	8.10	8.10
1139	LIN Chia-Hao	TPE	3 JUN 1995	7.78	7.78	7.78
1186	KULAKSIZ Alper	TUR	6 APR 1992	7.84	7.86	7.84
1212	OKETAYOT Francis	UGA	31 OCT 1995			
1234	REZANOV Oleksandr	UKR	23 DEC 1997	7.63	7.63	7.63
1271	WILSON O'shea Leron	USA	27 OCT 1994	7.86	7.86	7.86
1265	DICKERSON Antwan	USA	18 FEB 1994	7.85	7.85	7.85

Total number of entries: 56



ENTRY LIST BY EVENT As of 22 AUG 2017

各項目參賽名單

Bib	Name	NUSF Code	Date of Birth	Season Best	Personal Best	Qualifying Best
16	TRIKI Yasser Mohammed	ALG	24 MAR 1997	16.25	16.25	16.25
84	BABAYEV Nazim	AZE	8 OCT 1997	17.15	17.15	17.15
118	ADAO DE SA Mateus Daniel	BRA	21 NOV 1995	16.87	16.87	16.87
119	CASSEMIRO ROSA Jean	BRA	1 FEB 1990	16.54	16.80	16.54
147	ZANGO Hugues Fabrice	BUR	25 JUN 1993	16.78	16.84	16.78
214	LIU Yan	CHN	1 AUG 1993	16.21	16.31	16.21
239	MAYACK II Marcel Richard	CMR	17 NOV 1990	15.80	15.80	15.80
288	BAGGE Jannick	DEN	16 JAN 1994	14.72	14.98	14.72
298	JOHANSEN Martin Brueckne	DEN	3 JAN 1995	14.67	15.06	14.67
406	TRIGG Samuel Alexande	GBR	1 NOV 1993	16.38	16.38	16.38
527	YAKUBOV Tom	ISR	30 JUN 1992	16.38	16.44	16.38
589	YAMAMOTO Ryoma	JPN	14 JUL 1995	16.87	16.87	16.87
660	NAM Suhwan	KOR	22 FEB 1998	15.94	15.94	15.94
666	ALKHALAF Hussain Abdulla	KSA	11 JUN 1993	14.42	15.30	14.42
730	TAM Chon Lok	MAC	19 JUL 1996	14.72	14.72	14.72
732	WAI Seng Cheong	MAC	6 APR 1997	14.62	14.62	14.62
746	ALVAREZ MUNOZ Alberto	MEX	8 MAR 1991	16.68	16.68	16.68
846	AL YARABI Salim Saleh Mus	OMA	15 JAN 1994	13.80	13.77	13.80
863	PABLO Rogil	PHI	2 MAR 1998	14.88	14.88	14.88
946	APHANE Reneilwe Ntshim	RSA	24 AUG 1990	16.75	16.75	16.75
1084	VESZELKA Tomas	SVK	9 JUL 1995	16.63	16.63	16.63
1138	LEE Kuei-Lung	TPE	16 SEP 1992	15.85	16.14	15.85
1205	ALAMERI Ahmed Mohamed A	UAE	8 JAN 1999	15.98	16.23	15.98
1262	CARODINE JR Tony	USA	18 JUN 1994	15.79	16.26	15.79
1288	CHABALA Obrey	ZAM	12 MAY 1997	12.73	12.73	12.73
1296	DUBE Dumezweni Dexte	ZIM	27 MAR 1992	14.90	15.62	14.90

Total number of entries: 26



ENTRY LIST BY EVENT As of 22 AUG 2017

各項目參賽名單

Bib	Name	NUSF Code	Date of Birth	Season Best	Personal Best	Qualifying Best
104	NICHYPAR Aliaksei	BLR	10 APR 1993	20.20	20.20	20.20
132	VENANCIO DOURADO Willian Denilso	BRA	6 JAN 1994	20.22	20.22	20.22
167	PARKER Sullivan Tate	CAN	11 AUG 1993	18.15	18.15	18.15
164	MILLMAN Peter Austin	CAN	19 MAR 1994	17.82	17.82	17.82
202	LOPEZ GONZALEZ Matias Rodrigo	CHI	24 OCT 1990	18.34	18.34	18.34
327	ESPIN SANCHEZ Eduardo Santiag	ECU	25 JUN 1996	17.59	17.76	17.59
333	KOHA Karl	EST	21 NOV 1994	18.08	18.20	18.08
524	LEVI Itamar	ISR	1 NOV 1991	18.29	18.66	18.29
609	IVANOV Ivan	KAZ	3 JAN 1992	20.00	20.51	20.00
649	JI Hyunwoo	KOR	20 APR 1996	17.25	17.25	17.25
705	BANEVICIUS Sarunas	LTU	20 NOV 1991	19.50	19.63	19.50
779	DUROVIC Tomas	MNE	14 FEB 1994	19.85	19.85	19.85
786	GOETHEER Remco	NED	5 OCT 1992	18.15	18.15	18.15
874	BUKOWIECKI Konrad	POL	17 MAR 1997	21.51	21.51	21.51
892	SZYSZKOWSKI Jakub Tomasz	POL	21 AUG 1991	20.92	20.92	20.92
923	BELO Francisco	POR	27 MAR 1991	20.85	20.85	20.85
934	GAG Andrei Marius	ROU	27 APR 1991	20.61	21.06	20.61
970	VAN ROOYEN Jason Jullian	RSA	4 FEB 1997	19.00	19.00	19.00
1124	ASHUROV Faridun	TJK	21 JUL 1991	14.07	14.07	14.07
1141	LIN You-Ting	TPE	5 SEP 1993	17.70	17.70	17.70
1189	OZDEVECI Osman Can	TUR	23 AUG 1995	19.88	19.88	19.88
1259	BLAIR Coy Justin	USA	10 JUN 1994	20.14	20.14	20.14
1264	CORNELIUS Cameron Bailey	USA	13 JAN 1995	18.88	18.88	18.88

Total number of entries: 23



ENTRY LIST BY EVENT As of 22 AUG 2017
各項目參賽名單

Bib	Name	NUSF Code	Date of Birth	Season Best	Personal Best	Qualifying Best
1	PHELIPA Joshua Benjamin	AHO	14 JUL 1995	46.25	46.25	46.25
124	DOS REIS Douglas Junior	BRA	9 DEC 1995	59.90	59.90	59.90
259	MARKOVIC Martin	CRO	13 JAN 1996	52.70	62.40	52.70
292	ELLEGAARD Andreas Hoeyby	DEN	3 APR 1993	56.84	56.84	56.84
327	ESPIN SANCHEZ Eduardo Santiag	ECU	25 JUN 1996	50.92	50.92	50.92
405	THOMPSON Gregory Leigh	GBR	5 MAY 1994	60.28	60.28	60.28
420	BRANDT Torben Torsten	GER	19 MAY 1995	62.09	62.09	62.09
427	KLAUS Maximilian	GER	7 FEB 1996	61.34	61.34	61.34
477	SZIKSZAI Robert Tamas	HUN	30 SEP 1994	62.46	63.20	62.46
475	HUSZAK Janos Richard	HUN	5 FEB 1992	62.16	64.89	62.16
524	LEVI Itamar	ISR	1 NOV 1991	56.22	57.28	56.22
552	DACRES Fedrick	JAM	28 FEB 1994	68.88	68.88	68.88
557	SMIKLE Traves	JAM	7 MAY 1992	66.65	66.65	66.65
653	KIM Donghyuk	KOR	16 OCT 1995	52.72	52.72	52.72
712	POSKA Domantas	LTU	10 JAN 1996	62.47	62.47	62.47
739	SHAMSHUDDIN Muhammad Irfan	MAS	16 AUG 1995	62.54	62.54	62.54
747	COTA CASTRO Mario	MEX	11 SEP 1990	62.53	62.53	62.53
857	CAONG Carlo	PHI	16 JUL 1996	41.03	41.01	41.03
891	STOJ Bartlomiej Pawe	POL	15 MAY 1996	61.38	61.38	61.38
923	BELO Francisco	POR	27 MAR 1991	62.01	62.01	62.01
933	FIRFIRICA Alin Alexandru	ROU	3 NOV 1995	61.17	65.03	61.17
970	VAN ROOYEN Jason Jullian	RSA	4 FEB 1997	52.16	52.09	52.16
1124	ASHUROV Faridun	TJK	21 JUL 1991	52.00	52.00	52.00
1266	JAGERS III Reginald Louis	USA	13 AUG 1994	66.22	66.22	66.22

Total number of entries: 24



ENTRY LIST BY EVENT As of 22 AUG 2017

各項目參賽名單

Bib	Name	NUSF Code	Date of Birth	Season Best	Personal Best	Qualifying Best
21	GOMEZ Joaquin Gabriel	ARG	14 OCT 1996	72.95	72.95	72.95
103	BAREISHA Pavel	BLR	16 FEB 1991	78.04	78.60	78.04
245	AGUIRRE VANEGAS Daniel Felipe	COL	13 MAR 1995	64.31	64.31	64.31
268	POURSANIDIS Alexandros	CYP	23 JAN 1993	71.88	71.88	71.88
299	MURMANN Taj	DEN	25 MAY 1989	60.61	64.89	60.61
428	MIKHAILOV Alexei Vladimir	GER	12 APR 1996	72.69	72.69	72.69
474	HALASZ Bence	HUN	4 AUG 1997	78.85	78.85	78.85
499	Taranveer Singh	IND	1 OCT 1996	63.40	63.40	63.40
535	FALLONI Simone	ITA	26 JUL 1999	75.73	75.73	75.73
582	SUMI Kunihiro	JPN	27 FEB 1994	70.05	70.05	70.05
743	MARGHIEV Serghei	MDA	6 NOV 1992	78.74	78.74	78.74
748	DEL REAL GALINDO Diego Alan	MEX	6 MAR 1994	71.96	76.27	71.96
879	FAJDEK Pawel	POL	4 JUN 1989	83.44	83.93	83.44
957	MAKHETHE Itumelengshepa	RSA	19 FEB 1996	71.28	71.28	71.28
949	FRECHOU Renaldo Rashual	RSA	4 MAR 1992	70.30	70.94	70.30
1080	KRUZLIAK Tomas	SVK	9 FEB 1992	69.83	69.94	69.83
1125	MUSOEV Abdurauf	TJK	16 FEB 1996	62.19	72.17	62.19
1147	WU Jhou-Wei	TPE	8 MAR 1995	62.84	62.84	62.84
1183	BALTACI Ozkan	TUR	13 FEB 1994	75.53	75.77	75.53
1233	REHEDA Serhii	UKR	6 FEB 1994	74.42	74.42	74.42

Total number of entries: 20



ENTRY LIST BY EVENT As of 22 AUG 2017

各項目參賽名單

Bib	Name	NUSF Code	Date of Birth	Season Best	Personal Best	Qualifying Best
50	O'BRIEN Liam James	AUS	13 APR 1996	77.41	77.41	77.41
54	WHITE William David B	AUS	6 JUN 1994	76.22	76.22	76.22
159	KARAKOLIS Evan G	CAN	30 MAR 1994	73.71	79.30	73.71
160	KRZYSZKOWSKI John	CAN	9 MAR 1994	71.44	71.44	71.44
360	PELTOMAEKI Sami Markus	FIN	11 JAN 1991	79.21	80.36	79.21
424	HOFMANN Andreas Emil	GER	16 DEC 1991	88.79	88.79	88.79
476	RIVASZ-TOTH Norbert	HUN	6 MAY 1996	83.08	83.08	83.08
521	AL-YASARI Karrar Raad Muh	IRQ	26 APR 1991	70.76	70.76	70.76
575	KOMINAMI Takuto	JPN	26 JUL 1995	79.17	79.17	79.17
579	OGURA Kenji	JPN	8 JUN 1995	76.16	76.16	76.16
644	BAE Yuil	KOR	16 JUN 1994	78.21	78.21	78.21
679	GRIVA Janis Svens	LAT	23 APR 1993	77.92	79.36	77.92
709	MATUSEVICIUS Edis	LTU	30 JUN 1996	84.78	84.78	84.78
716	SIMOLIUNAS Skirmantas	LTU	13 MAR 1994	77.10	77.10	77.10
742	MARDARE Andrian	MDA	20 JUN 1995	82.38	82.38	82.38
788	TIMMERMAN Lars	NED	19 APR 1991	72.72	79.59	72.72
798	ENEKWECHI Chukwuebuka Cor	NGR	28 JAN 1993	21.07	21.07	21.07
800	ODUGBESAN Torioluwa Oshin	NGR	22 APR 1998	17.17	17.17	17.17
827	LANGTON BURNELL Benjamin James	NZL	7 OCT 1992	82.44	82.44	82.44
850	YASIR Muhammad	PAK	1 MAY 1998	74.00	74.00	74.00
884	KRUKOWSKI Marcin	POL	14 JUN 1992	83.71	83.71	83.71
875	CHMIELAK Hubert	POL	19 JUN 1989	80.20	82.58	80.20
950	GROBLER Johannes Jacobu	RSA	6 AUG 1997	77.88	80.59	77.88
1026	SAMAC Vedran	SRB	22 JAN 1990	76.77	80.90	76.77
1044	RANASINGHE R M Sumedha Jag	SRI	10 FEB 1991	75.20	83.04	75.20
1132	CHENG Chao-Tsun	TPE	17 OCT 1993	86.92	86.92	86.92
1136	HUANG Shih-Feng	TPE	2 MAR 1992	82.57	83.82	82.57
1187	ONCEL Emin	TUR	1 MAY 1997	80.20	80.20	80.20
1211	OKELLO Robert	UGA	4 JAN 1994	60.63	60.63	60.63

Total number of entries: 29



ENTRY LIST BY EVENT As of 22 AUG 2017

各項目參賽名單

Bib	Name	NUSF Code	Date of Birth	Season Best	Personal Best	Qualifying Best
41	CRANSTON Kyle Stuart	AUS	3 SEP 1992	7287	7703	7287
102	ANDRALOITS Maksim	BLR	17 JUN 1997	7858	7858	7858
123	DE CARVALHO SANTOS Jefferson	BRA	30 AUG 1995	8187	8187	8187
174	TURNER James	CAN	4 AUG 1993	7451	7776	7451
274	LUKAS Marek	CZE	16 JUL 1991	7997	7997	7997
300	NIELSEN Christian Lind	DEN	5 AUG 1991	6963	6963	6963
335	ROSENBERG Kristjan	EST	16 MAY 1994	7907	7907	7907
357	HASSI Juuso Antero	FIN	4 APR 1993	7591	7734	7591
382	LELIEVRE Jeremy	FRA	8 FEB 1991	7818	7911	7818
385	MAUGEIN Maxime	FRA	27 SEP 1992	7586	7801	7586
399	LANE John Ernest	GBR	29 JAN 1989	7965	7965	7965
419	BOLLINGER Marvin Lloyd Ka	GER	7 OCT 1996	7739	7739	7739
681	KREGERS Reinis	LAT	22 JAN 1992	7210	7639	7210
760	RUIZ LOPEZ Felipe De Jesus	MEX	20 FEB 1995	7535	7535	7535
815	HOLMBERG Henrik Johan Fj	NOR	23 SEP 1989	6786	6786	6786
824	BOOTH Aaron James	NZL	12 SEP 1996	7246	7246	7246
926	REMEDIOS Samuel	POR	24 FEB 1992	7378	7378	7378
964	PRETORIUS Fredriech	RSA	4 AUG 1995	8002	8002	8002
1143	WANG Cheng-Yuan	TPE	9 OCT 1996	6347	6795	6347

Total number of entries: 19



ENTRY LIST BY EVENT As of 22 AUG 2017

各項目參賽名單

Bib	Name	NUSF Code	Date of Birth	Season Best	Personal Best	Qualifying Best
209	HAN Jijiang	CHN	20 JUL 1993	1:21:55	1:21:55	1:21:55
221	ZHAO Fujian	CHN	11 OCT 1989	1:23:43	1:23:43	1:23:43
218	YAN Dexiang	CHN	18 JUN 1993	1:24:10	1:23:56	1:24:10
377	BORDIER Gabriel	FRA	8 OCT 1997	1:23:50	1:23:50	1:23:50
478	VENYERCSAN Bence Barnabas	HUN	8 JAN 1996	1:25:29	1:25:29	1:25:29
513	MC MANAMON Cian Michael	IRL	10 NOV 1991	1:24:03	1:24:03	1:24:03
590	YAMANISHI Toshikazu	JPN	15 FEB 1996	1:19:03	1:19:03	1:19:03
577	NODA Tomohiro	JPN	24 JAN 1996	1:20:04	1:20:04	1:20:04
580	OIKAWA Fumitaka	JPN	5 APR 1995	1:20:45	1:20:45	1:20:45
616	SHEIKO Georgiy	KAZ	24 AUG 1989	1:20:47	1:20:47	1:20:47
651	JOO Hyunmyeong	KOR	31 MAY 1997	1:25:50	1:25:50	1:25:50
645	CHOE Byeong Kwang	KOR	7 APR 1991	1:27:13	1:21:20	1:27:13
652	KANG Kildong	KOR	12 JUL 1992	1:28:37	1:24:12	1:28:37
714	SAVELSKIS Marius	LTU	30 JUL 1994	1:23:14	1:23:14	1:23:14
761	SALAZAR ENRIQUEZ Julio Cesar	MEX	8 JUL 1993	1:23:40	1:23:40	1:23:40
757	PALMA OLIVARES Ever Jair	MEX	18 MAR 1992	1:23:47	1:23:47	1:23:47
758	PALMA OLIVARES Isaac Antonio	MEX	26 OCT 1990	1:24:11	1:24:11	1:24:11
1077	CERNY Dominik	SVK	1 NOV 1997	1:27:41	1:27:41	1:27:41
1083	URADNIK Miroslav	SVK	24 MAR 1996	1:28:43	1:25:24	1:28:43
1223	GLAVAN Igor	UKR	25 SEP 1990	1:21:59	1:21:59	1:21:59
1222	BANZERUK Ivan	UKR	9 FEB 1990	1:22:40	1:22:40	1:22:40
1225	HRECHKOVSKYI Andrii	UKR	30 AUG 1993	1:22:57	1:22:57	1:22:57
1228	LITANIUK Valerii	UKR	2 APR 1994	1:26:03	1:26:03	1:26:03

Total number of entries: 23



ENTRY LIST BY EVENT As of 22 AUG 2017

各項目參賽名單

Bib	Name	NUSF Code	Date of Birth	Season Best	National Record	Qualifying Best
ALGERIA		ALG				
5	ABDENOUS Ramzi		23 MAY 1993			
7	BEKAR Mohamed Islem		1 AUG 1993			
8	BELBACHIR Mohamed		11 JAN 1994			
9	BOUKMOUCHE Saber		20 APR 1992			
6	ATHMANI Skander Djamil		21 JUN 1992			
14	LAHOULOU Abdelmalik		7 MAY 1992			
ARGENTINA		ARG				
20	CARACASSIS Jorge Oscar		27 OCT 1994			
25	RUGGERI Guillermo Manue		26 MAR 1992			
24	RODRIGUEZ BALDIVIEZ Jaime		18 JUL 1992			
23	ROBLEDO Matias Exequiel		17 MAY 1990			
22	LAYOY Carlos Daniel		26 FEB 1991			
21	GOMEZ Joaquin Gabriel		14 OCT 1996			
AUSTRALIA		AUS		39.08		39.08
36	BATE Nicholas Mance		13 MAR 1995			
37	BROWNING Rohan Jackson		31 DEC 1997			
43	GREIG Simon James		7 JUN 1993			
45	HOUGH Nicholas Alexan		20 OCT 1993			
46	JUNG Jin Su		16 NOV 1993			
BOTSWANA		BOT				
112	SEBELE Ditiro Kago		27 OCT 1993			
113	THWANYANE Rebeilwe Saviou		27 JUL 1993			
111	MOSABATA Samuel Treasure		25 AUG 1989			
110	MESHACK Clifton Kagisa		27 DEC 1996			
BRAZIL		BRA		38.67		38.67
127	GOMES DA SILVA JUNI Aldemir		8 JUN 1992			
131	OLIVEIRA CONSTANTINO Gabriel		9 FEB 1995			
130	NASCIMENTO PARAIZO Jonatha		14 APR 1990			
125	DOS SANTOS Aliffer Junior		18 APR 1997			
CANADA		CAN		40.15		40.15
161	LINDE James Kenneth		18 AUG 1994			
163	MAKINDE Oluwasegun Vict		6 JUL 1991			
151	AYESU ATTAH Benjamin Kweku		28 APR 1993			
157	GEORGE Nathaniel Keena		7 JAN 1994			
166	MOSELEY Ingvar Mackenzi		24 NOV 1991			
158	KABA Sekou Mohamed		25 AUG 1990			
CZECH REPUBLIC		CZE				
278	STROMSIK Zdenek		25 NOV 1994			
280	ZALESKY Dominik		23 AUG 1995			
276	SEDLAK Vaclav		6 FEB 1993			
275	MUELLER Vit		31 AUG 1996			
272	JURANEK Martin		13 MAR 1991			
FINLAND		FIN				
363	RANTALA Eetu Werner		5 JUN 1993			
359	MYLLYMAEKI Ville Veikko Va		15 JAN 1990			
364	SAMUELSSON Samuli Kalevi		23 JUN 1995			
361	PULLI Kristian Henri		2 SEP 1994			
358	MOEROE Santtu Oskari		31 JAN 1993			



ENTRY LIST BY EVENT As of 22 AUG 2017

各項目參賽名單

Bib	Name	NUSF Code	Date of Birth	Season Best	National Record	Qualifying Best
GHANA		GHA		40.20		40.20
455	YEBOAH Emmanuel		10 AUG 1997			
453	OPOKU AGYEMANG Shadrack		24 DEC 1992			
454	OPOKU Stephen Kwame		27 AUG 1996			
452	KOFITSE Godfred		28 NOV 1997			
451	ARYEE Desmond Ayikwei		24 JAN 1992			
448	AGYEMANG Duncan Nuakoh		6 MAY 1993			
JAPAN		JPN		39.07		39.07
585	TADA Shuhei		24 JUN 1996			
586	TANAKA Yusuke		11 JAN 1998			
591	YAMASHITA Jun		23 AUG 1997			
573	KITAGAWA Sho		17 DEC 1995			
578	NOMOTO Shusei		25 OCT 1995			
REPUBLIC of KOREA		KOR		40.71		40.71
657	LEE Jiwoo		24 OCT 1995			
654	KIM Gyeongtae		20 MAR 1997			
656	KO Seunghwan		14 NOV 1997			
648	HWANG Hyeonu		30 JUN 1994			
SAUDI ARABIA		KSA		41.58		41.58
672	ALQURAYA Abdulsalam Sale		3 JUN 1997			
674	ALSHUQAYFI Abdullah Mohamm		26 OCT 1990			
667	ALMOSELEM Saleh Hussain H		23 NOV 1993			
666	ALKHALAF Hussain Abdulla		11 JUN 1993			
671	ALONAYZAN Hassan Abdulla		14 MAY 1998			
665	ALKAYYADI Hassan Baalghay		1 AUG 1994			
MEXICO		MEX		39.87		39.87
751	GALLEGOS MORENO Heber		13 APR 1992			
745	ALANIS PRIETO Juan Carlos		31 AUG 1994			
756	MORENO LOPEZ Ivan Eduardo		1 JAN 1995			
762	SEPULVEDA FURBER Arturo Bernardo		29 OCT 1996			
759	RAMIREZ RODRIGUEZ Cesar Humberto		21 JAN 1994			
NIGERIA		NGR				
799	HARRY Chukwudike Harr		9 JAN 1994			
804	UGWUOKE Mellitus Okechu		27 FEB 1996			
803	OWOEYE Gbolahan		4 JUL 1997			
797	AKINKUOWO Ayodeji Oluwato		16 SEP 1998			
POLAND		POL				
872	ADAMSKI Przemyslaw		27 DEC 1996			
895	ZIMNIEWICZ Grzegorz Piotr		13 OCT 1991			
889	SLOWIKOWSKI Przemyslaw Stef		20 NOV 1993			
893	ZACZEK Artur		28 FEB 1989			
886	MITKA Piotr Kacper		22 AUG 1994			
880	HAMPEL Eryk Pawel		3 DEC 1997			
SOUTH AFRICA		RSA				
966	ROTO Thando		26 SEP 1995			
967	TITI Ncincillili		15 DEC 1993			
959	MKATINI Lebone Junior M		4 JAN 1990			
954	LEFETE Tshepo		2 FEB 1992			
956	MAARTENS Joachim Hendrik		24 MAY 1996			



ENTRY LIST BY EVENT As of 22 AUG 2017

各項目參賽名單

Bib	Name	NUSF Code	Date of Birth	Season Best	National Record	Qualifying Best
SINGAPORE		SGP		40.34		40.34
994	TAN Zong Yang		11 JUN 1994			
996	YAP Timothee Jin We		5 NOV 1994			
992	KANG Li Loong Calvin		16 APR 1990			
995	TUMADI Khairyll Amri B		4 MAR 1993			
993	KHAN Meng Linn		6 FEB 1990			
SLOVENIA		SLO				
1006	KRAMBERGER Jan		7 FEB 1995			
1003	HRIBARSEK Peter		17 NOV 1992			
1008	VRHUNEC Enej		1 OCT 1996			
SRI LANKA		SRI		42.59		42.59
1039	KOTTAHACHCHI Kavindu Araliya		20 APR 1994			
1042	NILaweera Akhila Imantha		6 DEC 1995			
1036	GALOLU KANKANAMALAGE Danushka S. P.		15 APR 1994			
1033	AGALAKADA ARACHCHIG Samith Lakmal		16 FEB 1996			
1040	KULARATHNA Godayalage Ruwa		24 MAY 1991			
SWITZERLAND		SUI		39.11		39.11
1058	MANCINI Pascal		18 APR 1989			
1060	MOUThON Bastien		25 JUL 1994			
1064	WICKI Silvan		13 FEB 1995			
1057	LUTZ Silvan		17 OCT 1990			
1054	BRAND Dany Andreas		23 FEB 1996			
1055	CLIVAZ Florian Pascal		30 SEP 1994			
SLOVAKIA		SVK		40.62		40.62
1085	VOLKO Jan		2 NOV 1996			
1081	MATUS Jakub		1 FEB 1996			
1084	VESZELKA Tomas		9 JUL 1995			
1082	TURCANI Roman		28 MAR 1990			
1078	DANAC Denis		6 MAY 1993			
1076	BUJNA Simon		27 DEC 1995			
THAILAND		THA		39.38		39.38
1101	CHUANGCHAI Bandit		22 JUL 1993			
1108	SATHOENGRAM Jaran		9 FEB 1993			
1104	MEENAPRA Jirapong		11 MAY 1993			
1105	NAMSUWAN Kritsada		9 FEB 1994			
1109	SOWAN Ruttanapon		10 JAN 1994			
1111	VEERAVONGRATANASIRI Nutthapong		3 FEB 1997			
CHINESE TAIPEI		TPE		39.27		39.27
1133	CHENG Po-Yu		27 APR 1997			
1128	CHEN Chia-Hsun		15 OCT 1991			
1145	WEI Yi-Ching		5 JUL 1998			
1146	WU Erchang		27 MAR 1999			
1148	YANG Chun-Han		1 JAN 1997			
1151	YEH Shou-Po		3 MAR 1999			
TRINIDAD and TOBAGO		TTO		39.44		39.44
1178	TELESFORD Dan Neil Javan		9 SEP 1990			
1177	MORAIN Moriba Joseph		8 OCT 1992			
1176	BALLANTYNE Micah Anrian		14 APR 1995			
1175	ALFRED Darren Quaw		28 AUG 1996			



ENTRY LIST BY EVENT As of 22 AUG 2017

各項目參賽名單

Bib	Name	NUSF Code	Date of Birth	Season Best	National Record	Qualifying Best
UNITED STATES of AMERICA		USA		38.34		38.34
1260	BROWN Curtis De'sean		14 MAR 1995			
1263	COLLINS Le Shon Jabre		11 DEC 1993			
1268	LEWIS III John Lee		2 SEP 1996			
1271	WILSON O'shea Leron		27 OCT 1994			
1269	MARTIN Jacarias Terrez		14 JAN 1996			
1267	LATTIN Amere Davion		12 JUL 1997			

Total number of entries: 25



ENTRY LIST BY EVENT As of 22 AUG 2017

各項目參賽名單

Bib	Name	NUSF Code	Date of Birth	Season Best	National Record	Qualifying Best
AUSTRALIA		AUS		3:12.16		3:12.16
38	BURNS Taylor		14 JAN 1996			
49	MOWEN Daniel Thomas P		7 APR 1997			
52	ROBINSON Tristan Marc		29 OCT 1994			
53	ROUBIN Harrison John		23 OCT 1995			
41	CRANSTON Kyle Stuart		3 SEP 1992			
47	KNUCKEY Stephen Joseph		3 NOV 1994			
BRAZIL		BRA		3:12.64		3:12.64
120	CEZARIO ABRAO Cleiton		8 SEP 1989			
127	GOMES DA SILVA JUNI Aldemir		8 JUN 1992			
128	LANGOWSKI TEREZAN Artur		8 MAY 1991			
121	DA PALMA JUNIOR Pedro Roberto		11 JAN 1996			
131	OLIVEIRA CONSTANTINO Gabriel		9 FEB 1995			
CANADA		CAN		3:08.78		3:08.78
151	AYESU ATTAH Benjamin Kweku		28 APR 1993			
157	GEORGE Nathaniel Keena		7 JAN 1994			
162	MAC NEILL Gregory Scott W		15 APR 1992			
163	MAKINDE Oluwasegun Vict		6 JUL 1991			
161	LINDE James Kenneth		18 AUG 1994			
CZECH REPUBLIC		CZE				
275	MUELLER Vit		31 AUG 1996			
272	JURANEK Martin		13 MAR 1991			
279	TESAR Jan		26 MAR 1990			
277	SNEJDR Filip		16 APR 1995			
DENMARK		DEN		3:13.14		3:13.14
295	HARTLING Johan Nicolai T		17 JAN 1994			
290	CLAUSEN Christian Sand		4 AUG 1996			
297	JENSEN Rasmus		17 SEP 1995			
298	JOHANSEN Martin Brueckne		3 JAN 1995			
304	STROEM Emil Kaare		26 FEB 1993			
293	FÜRSTENBERG Frederik		13 JUL 1993			
DOMINICAN REPUBLIC		DOM				
1303	CHARLES MEN Andito		30 AUG 1994			
1304	DÍAZ OROZCO Kendris Eliezer		3 JAN 1994			
321	SANTOS AQUINO Luguelin Miguel		12 NOV 1992			
320	SANTOS AQUINO Juander		7 MAY 1995			
319	CHARLES Luis Enrique		3 DEC 1998			
GHANA		GHA		3.10		3.10
448	AGYEMANG Duncan Nuakoh		6 MAY 1993			
449	ALI Mohammed Shafic		11 JUN 1994			
452	KOFITSE Godfred		28 NOV 1997			
454	OPOKU Stephen Kwame		27 AUG 1996			
450	ANANE Sampson		11 MAY 1991			
451	ARYEE Desmond Ayikwei		24 JAN 1992			



ENTRY LIST BY EVENT As of 22 AUG 2017

各項目參賽名單

Bib	Name	NUSF Code	Date of Birth	Season Best	National Record	Qualifying Best
INDIA		IND		3:10.82		3:10.82
492	JACOB Amoj		2 MAY 1998			
494	MALIK Pankaj		3 JUL 1998			
497	Ravinder		5 JUL 1997			
495	MOHAN Gokulakannan		16 OCT 1995			
498	TADVI Kisan Narshi		10 JAN 1998			
496	PATEL Ranjeet Kumar		17 DEC 1993			
JAMAICA		JAM		2:59.03		2:59.03
554	GLAVE Daniel		20 APR 1996			
556	ROSE Jamari		10 AUG 1995			
553	GAYE Demish Denvo		20 JAN 1993			
551	CLARKE Andre		6 JUN 1992			
558	TRACEY Tyquendo		10 JUN 1993			
REPUBLIC of KOREA		KOR		3:14.21		3:14.21
657	LEE Jiwoo		24 OCT 1995			
654	KIM Gyeongtae		20 MAR 1997			
656	KO Seunghwan		14 NOV 1997			
648	HWANG Hyeonu		30 JUN 1994			
SAUDI ARABIA		KSA		3:28.50		3:28.50
675	BALI Musaad Ahmed H		10 SEP 1994			
676	MASRAHI Mazen Ahmed M		22 MAY 1996			
673	ALSHALATI Mohammed Taleb		9 DEC 1998			
669	ALMUYIDI Ahmed Amer I		4 DEC 1997			
670	ALMUYIDI Khalid Ali Y		17 JAN 1996			
1300	MAHNASHI Mohammed					
MALAYSIA		MAS		3:11.32		3:11.32
734	ARON Anchois		11 MAR 1993			
736	KWONG Kar Jun		24 APR 1995			
735	KIMLEH Mohd Firdaus		11 JAN 1995			
740	SUBRAMANIAM Kannathasan		10 APR 1991			
741	YASMIN Muhammad Aqil		28 OCT 1997			
737	MAZALAN Muhamad Firdaus		17 JAN 1993			
POLAND		POL				
887	OMELKO Rafal Konrad		16 JAN 1989			
878	DUSZYNSKI Kajetan Patryk		12 MAY 1995			
1308	PIETRZAK Michal Waldemar		3 APR 1989			
1305	JAROS Andrzej Dominik		19 JUL 1990			
1306	KOWALUK Dariusz		16 APR 1996			
877	DOBEC Patryk		13 FEB 1994			
SOUTH AFRICA		RSA				
965	PRETORIUS Johanneslodewic		26 JAN 1994			
951	HAMMAN Leroux		6 JAN 1992			
963	NENE Zakithi Busani		2 APR 1998			
969	VAN RENSBURG Rynardt		23 MAR 1992			
968	UYS Hendrik Jacobus		4 JUN 1992			
956	MAARTENS Joachim Hendrik		24 MAY 1996			



ENTRY LIST BY EVENT As of 22 AUG 2017

各項目參賽名單

Bib	Name	NUSF Code	Date of Birth	Season Best	National Record	Qualifying Best
SRI LANKA		SRI		50.75		50.75
1045	WIJESUNDARA MUDIYANSELAGE Sachithra		3 AUG 1993			
1035	DISANAYAKA MUDIYANSELAGE Chalaka U.		28 MAR 1993			
1043	OLIDURAGE Ishan Lahiru Ar		16 APR 1995			
1037	GAMMAHELAGE Vishvajith Uday		12 NOV 1990			
1034	ATHAWUDA W. R. Gayashan		4 MAR 1993			
SWITZERLAND		SUI		3:09.18		3:09.18
1060	MOUThON Bastien		25 JUL 1994			
1057	LUTZ Silvan		17 OCT 1990			
1064	WICKI Silvan		13 FEB 1995			
1054	BRAND Dany Andreas		23 FEB 1996			
1053	ANGELELLA Daniele Ademore		12 MAR 1991			
1059	MFOMKPA Alain Herve		4 JUN 1996			
THAILAND		THA		3:06.48		3:06.48
1100	CHAMSRI Apisit		21 NOV 1994			
1107	PLEENARAM Jirayu		9 FEB 1996			
1106	PHOSRI Vitsanu		25 MAY 1998			
1103	KONGKRAPHAN Nattapong		29 MAY 1998			
1110	SUKKAEW Kunanon		30 SEP 1994			
1102	KHANOM Nattapong		24 JUN 1994			
CHINESE TAIPEI		TPE		3:07.29		3:07.29
1144	WANG Wei-Hsu		12 OCT 1996			
1152	YU Chen-Yi		30 DEC 1996			
1137	LAI Kuan-Yu		10 SEP 1998			
1129	CHEN Chieh		8 MAY 1992			
1149	YANG Lung-Hsiang		13 SEP 1996			
1153	YU Chia-Hsuan		22 JAN 1995			
UNITED STATES of AMERICA		USA		3:04.38		3:04.38
1270	MONTGOMERY Kahmari Rodney		16 AUG 1997			
1260	BROWN Curtis De'sean		14 MAR 1995			
1267	LATTIN Amere Davion		12 JUL 1997			
1299	CLARKE Jordan Shaquill		17 FEB 1994			
1263	COLLINS Le Shon Jabre		11 DEC 1993			
1261	BURRELL Cameron Malik		11 SEP 1994			
ZAMBIA		ZAM		3:16.85		3:16.85
1290	SHIMUKOWA Charles		21 JAN 1995			
1291	SILWIMBA Edgar		6 SEP 1994			
1288	CHABALA Obrey		12 MAY 1997			
1289	KAMBIAMBIA Andrew		8 JUL 1994			
1292	SIYOTO Siyambango		28 AUG 1996			

Total number of entries: 20



TAIPEI STADIUM
臺北田徑場

TAIPEI 2017 SAT 周六
29th SUMMER UNIVERSIADE 26 AUG 2017
9:00

ATHLETICS
田徑

MEN'S TEAM 20KM WALK
男子團體20公里競走



ENTRY LIST BY EVENT As of 22 AUG 2017

各項目參賽名單

Bib	Name	NUSF Code	Date of Birth	Season Best	Personal Best	Qualifying Best
	PEOPLE'S REPUBLIC of CHINA	CHN				
	JAPAN	JPN				
	REPUBLIC of KOREA	KOR				
	MEXICO	MEX				
	UKRAINE	UKR				

Total number of entries: 5





TAIPEI STADIUM
臺北田徑場

ATHLETICS
田徑



TAIPEI 2017 SUN 周日
29th SUMMER UNIVERSIADE 27 AUG 2017
7:15

MEN'S TEAM HALF MARATHON
男子團體半程馬拉松

ENTRY LIST BY EVENT As of 22 AUG 2017

各項目參賽名單

Bib	Name	NUSF Code	Date of Birth	Season Best	Personal Best	Qualifying Best
	PEOPLE'S REPUBLIC of CHINA	CHN				
	JAPAN	JPN				
	REPUBLIC of KOREA	KOR				
	MONGOLIA	MGL				
	SOUTH AFRICA	RSA				
	CHINESE TAIPEI	TPE				
	TURKEY	TUR				
	UGANDA	UGA				

Total number of entries: 8





RECORDS As of 21 AUG 2017

紀錄

Event	Name	NUSF Code	Record	Wind	Location (NUSF Code)	Date
Men's 100m	BOLT Usain	JAM	9.58	+0.9	Berlin (GER)	16 AUG 2009
Men's 200m	BOLT Usain	JAM	19.19	-0.3	Berlin (GER)	20 AUG 2009
Men's 400m	van NIEKERK Wayde	RSA	43.03		Río de Janeiro (BRA)	14 AUG 2016
Men's 800m	RUDISHA David	KEN	1:40.91		London (GBR)	9 AUG 2012
Men's 1500m	EL GUERROUJ Hicham	MAR	3:26.00		Roma (ITA)	14 JUL 1998
Men's Mile	EL GUERROUJ Hicham	MAR	3:43.13		Roma (ITA)	7 JUL 1999
Men's 3000m	KOMEN Daniel	KEN	7:20.67		Rieti (ITA)	1 SEP 1996
Men's 5000m	BEKELE Kenenisa	ETH	12:37.35		Hengelo (NED)	31 MAY 2004
Men's 10000m	BEKELE Kenenisa	ETH	26:17.53		Bruxelles (BEL)	26 AUG 2005
Men's Half Marathon	TADESE Zersenay	ERI	58:23:00		Lisboa (POR)	21 MAR 2010
Men's Marathon	KIMETTO Dennis	KEN	2:02:57		Berlin (GER)	28 SEP 2014
Men's 3000m Steeplechase	SHAHEEN Saif Saeed	QAT	7:53.63		Bruxelles (BEL)	3 SEP 2004
Men's 110m Hurdles	MERRITT Aries	USA	12.80	+0.3	Bruxelles (BEL)	7 SEP 2012
Men's 400m Hurdles	YOUNG Kevin	USA	46.78		Barcelona (ESP)	6 AUG 1992
Men's High Jump	SOTOMAYOR Javier	CUB	2.45		Salamanca (ESP)	27 JUL 1993
Men's Pole Vault	LAVILLENIE Renaud	FRA	6.16		Donetsk (UKR)	15 FEB 2014
Men's Long Jump	POWELL Mike	USA	8.95	+0.3	Tokyo (JPN)	30 AUG 1991
Men's Triple Jump	EDWARDS Jonathan	GBR	18.29	+1.3	Göteborg (SWE)	7 AUG 1995
Men's Shot Put	BARNES Randy	USA	23.12		Westwood CA (USA)	20 MAY 1990
Men's Discus	SCHULT Jürgen	GDR	74.08		Neubrandenburg (GER)	6 JUN 1986
Men's Hammer	SEDYKH Yuriy	URS	86.74		Stuttgart (GER)	30 AUG 1986
Men's Javelin	Železný Jan	CZE	98.48		Jena (GER)	25 MAY 1996
Men's Decathlon	EATON Ashton	USA	9045		Beijing (CHN)	29 AUG 2015
Men's 20km Walk	SUZUKI Yusuke	JPN	1:16:36		Nomi (JPN)	15 MAR 2015
Men's 50km Walk	DINIZ Yohann	FRA	3:32:33		Zürich (SUI)	15 AUG 2014
Men's 4x100m Relay	JAMAICA	JAM	36.84		London (GBR)	11 AUG 2012
Men's 4x400m Relay	UNITED STATES of AMERICA	USA	2:54.29		Stuttgart (GER)	22 AUG 1993



RECORDS As of 21 AUG 2017

紀錄

Event	Name	NUSF Code	Record	Wind	Location (NUSF Code)	Date
Women's 100m	GRIFFITH-JOYNER Florence	USA	10.49	0.0	Indianapolis IN (USA)	16 JUL 1988
Women's 200m	GRIFFITH-JOYNER Florence	USA	21.34	+1.3	Seoul (KOR)	29 SEP 1988
Women's 400m	KOCH Marita	GDR	47.60		Canberra (AUS)	6 OCT 1985
Women's 800m	KRATOCHVÍLOVÁ Jarmila	TCH	1:53.28		München (GER)	26 JUL 1983
Women's 1500m	DIBABA Genzebe	ETH	3:50.07		Monaco (MON)	17 JUL 2015
Women's Mile	MASTERKOVA Svetlana	RUS	4:12.56		Zürich (SUI)	14 AUG 1996
Women's 3000m	Wang Junxia	CHN	8:06.11		Beijing (CHN)	13 SEP 1993
Women's 5000m	DIBABA Tirunesh	ETH	14:11.15		Oslo (NOR)	6 JUN 2008
Women's 10000m	AYANA Almaz	ETH	29:17.45		Río de Janeiro (BRA)	12 AUG 2016
Women's Half Marathon	JEPKOSGEI Joyciline	KEN	1:04:52		Praha (CZE)	1 APR 2017
Women's Marathon	RADCLIFFE Paula	GBR	2:15:25		London (GBR)	13 APR 2003
Women's 3000m Steeplechase	JEBET Ruth	BRN	8:52.78		Saint-Denis (FRA)	27 AUG 2016
Women's 100m Hurdles	HARRISON Kendra	USA	12.20	+0.3	London (GBR)	22 JUL 2016
Women's 400m Hurdles	PECHONKINA Yuliya	RUS	52.34		Tula (RUS)	8 AUG 2003
Women's High Jump	KOSTADINOVA Stefka	BUL	2.09		Roma (ITA)	30 AUG 1987
Women's Pole Vault	ISINBAYEVA Yelena	RUS	5.06		Zürich (SUI)	28 AUG 2009
Women's Long Jump	CISTJAKOVÁ Galina	URS	7.52	+1.4	Leningrad (RUS)	11 JUN 1988
Women's Triple Jump	KRAVETS Inessa	UKR	15.50	+0.9	Göteborg (SWE)	10 AUG 1995
Women's Shot Put	LISOVSKAYA Natalya	URS	22.63		Moskva (RUS)	7 JUN 1987
Women's Discus	REINSCH Gabriele	GDR	76.80		Neubrandenburg (GER)	9 JUL 1988
Women's Hammer	WLODARCZYK Anita	POL	82.98		Warszawa (POL)	28 AUG 2016
Women's Javelin	Špotáková Barbora	CZE	72.28		Stuttgart (GER)	13 SEP 2008
Women's Heptathlon	JOYNER-KERSEE Jackie	USA	7291		Seoul (KOR)	24 SEP 1988
Women's 20km Walk	Liu Hong	CHN	1:24:38		La Coruña (ESP)	6 JUN 2015
Women's 4x100m Relay	UNITED STATES of AMERICA	USA	40.82		London (GBR)	10 AUG 2012
Women's 4x400m Relay	UNION of SOVIET S.	URS	3:15.17		Seoul (KOR)	1 OCT 1988



RECORDS As of 21 AUG 2017

紀錄

Event	Name	NUSF Code	Record	Wind	Location (NUSF Code)	Date
Men's 100m	SIMBINE Akani	RSA	9.97	0.0	Gwangju (KOR)	9 JUL 2015
Men's 200m	MENNEA Pietro	ITA	19.72	+1.8	Ciudad de México (MEX)	12 SEP 1979
Men's 400m	CHUKWU Clement	NGR	44.81		Catania (ITA)	30 AUG 1997
Men's 800m	JUANTORENA Alberto	CUB	1:43.40		Sofia (BUL)	21 AUG 1977
Men's 1500m	AOUITA Said	MAR	3:38.43		Bucuresti (ROU)	22 JUL 1981
Men's 5000m	IBRAHIMOV Hayle	AZE	13:35.89		Kazan (RUS)	12 JUL 2013
Men's 10000m	FREIGANG Stephan	GER	28:15.84		Sheffield (GBR)	20 JUL 1991
Men's Half Marathon	G. SANTOS Marlison	BRA	1:03:32		Sicily (ITA)	30 AUG 1997
Men's 3000m Steeplechase	AKKAS Halil	TUR	8:20.83		Bangkok (THA)	13 AUG 2007
Men's 110m Hurdles	CASANAS Alejandro	CUB	13.21	+0.6	Sofia (BUL)	21 AUG 1977
Men's 400m Hurdles	MYBURGH Alwyn	RSA	48.09		Beijing (CHN)	31 AUG 2001
Men's High Jump	PAKLIN Igor	URS	2.41		Kobe (JPN)	4 SEP 1985
Men's Pole Vault	AVERBUKH Alex	ISR	5.80		Beijing (CHN)	30 AUG 2001
Men's Pole Vault	BAGYULA Istvan	HUN	5.80		Sheffield (GBR)	21 JUL 1991
Men's Pole Vault	OTTO Björn	GER	5.80		Izmir (TUR)	18 AUG 2005
Men's Long Jump	RIVERA Luis Alberto	MEX	8.46	+1.3	Kazan (RUS)	12 JUL 2013
Men's Triple Jump	SIMPKINS Charlie	USA	17.86	0.0	Kobe (JPN)	2 SEP 1985
Men's Shot Put	MACHURA Remigius	TCH	21.11		Kobe (JPN)	31 AUG 1985
Men's Discus	DELIS Luis	CUB	69.46		Edmonton (CAN)	8 JUL 1983
Men's Hammer	TIKHON Ivan	BLR	82.77		Daegu (KOR)	30 AUG 2003
Men's Javelin	CORBETT Marius	RSA	86.50		Catania (ITA)	28 JUL 1997
Men's Decathlon	SEBRLE Roman	CZE	8380		Catania (ITA)	28 AUG 1997
Men's 20km Walk	KRIVOV Andrey	RUS	1:20:47		Kazan (RUS)	9 JUL 2013
Men's 4x100m Relay	ITALIA	ITA	38.42		Ciudad de Mexico (MEX)	13 SEP 1979
Men's 4x400m Relay	UNITED STATES	USA	3:00.40		Fukuoka (JPN)	3 SEP 1995



RECORDS As of 21 AUG 2017

紀錄

Event	Name	NUSF Code	Record	Wind	Location (NUSF Code)	Date
Women's 100m	GÖHR Marlies	GDR	11.00	0.0	Ciudad de México (MEX)	8 SEP 1979
Women's 200m	KOCH Marita	GDR	21.91	+1.9	Ciudad de México (MEX)	12 SEP 1979
Women's 400m	TIRLEA Ionela	ROU	49.88		Palma de Mallorca (ESP)	12 JUL 1999
Women's 800m	COLOVIC Slobodank	YUG	1:56.88		Zagreb (CRO)	19 JUL 1987
Women's 1500m	IVAN Paula	ROU	4:01.32		Zagreb (CRO)	16 JUL 1987
Women's 5000m	AUGUSTO Jessica	POR	15:28.78		Bangkok (THA)	13 AUG 2007
Women's 10000m	GHICAN Viorica	ROU	31:46.43		Duisburg (GER)	29 AUG 1989
Women's Half Marathon	SOTANI Mari	JPN	1:11:49		Sicily (ITA)	31 AUG 1997
Women's 3000m Steeplechase	SOKOLENKO Ekaterina	RUS	9:25.77		Gwangju (KOR)	10 JUL 2015
Women's 100m Hurdles	THOMAS Vashti	USA	12.61	+1.8	Kazan (RUS)	10 JUL 2013
Women's 400m Hurdles	PERNIA Daymi	CUB	53.95		Palma de Mallorca (ESP)	10 JUL 1999
Women's High Jump	COSTA Silvia	CUB	2.01		Kobe (JPN)	3 SEP 1985
Women's Pole Vault	POLNOVA Tatyana	RUS	4.70		Daegu (KOR)	27 AUG 2003
Women's Long Jump	VALYUKEVICH Irina	URS	7.04	0.0	Kobe (JPN)	4 SEP 1985
Women's Triple Jump	KONEVA Ekaterina	RUS	14.82	-0.2	Kazan (RUS)	11 JUL 2013
Women's Shot Put	CHIZHOVA Nadezhda	URS	20.82		Moskva (RUS)	20 AUG 1973
Women's Discus	KHRISTOVA Tsvetanka	BUL	67.96		Zagreb (CRO)	16 JUL 1987
Women's Hammer	HEIDLER Betty	GER	75.83		Beograd (SRB)	10 JUL 2009
Women's Javelin	MENENDEZ Osleidys	CUB	69.82		Beijing (CHN)	29 AUG 2001
Women's Heptathlon	NIKITINA Larisa	URS	6847		Duisburg (GER)	29 AUG 1989
Women's 20km Walk	KIRDYAPKINA Anisya	RUS	1:28:18		Gwangju (KOR)	10 JUL 2015
Women's 4x100m Relay	UNITED STATES	USA	42.40		Duisburg (GER)	30 AUG 1989
Women's 4x400m Relay	USSR	URS	3:24.97		Edmonton (CAN)	9 JUL 1983



TAIPEI STADIUM
臺北田徑場

TAIPEI 2017
29th SUMMER UNIVERSIADE

ATHLETICS
田徑

MEN
男子



ENTRY LIST BY NUSF As of 22 AUG 2017
各代表團參賽名單

NUSF	Bib No	Name	Date of Birth	Height m/ft in	Weight kg/lbs	Event	Season Best	Personal Best	Qualifying Best
------	--------	------	---------------	----------------	---------------	-------	-------------	---------------	-----------------

AHO - Curaçao

	1	PHELIPA Joshua Benjamin	14 JUL 1995			Discus	46.25	46.25	46.25
--	---	-------------------------	-------------	--	--	--------	-------	-------	-------

Total athletes: 1





ENTRY LIST BY NUSF As of 22 AUG 2017

各代表團參賽名單

NUSF	Bib No	Name	Date of Birth	Height m/ft in	Weight kg/lbs	Event	Season Best	Personal Best	Qualifying Best
------	--------	------	---------------	----------------	---------------	-------	-------------	---------------	-----------------

ALB - Albania

	3	NIKOLLA Malvin	24 JUL 1996	1.83/6'0"	64.0/141	800m	1:56.72	1:54.98	1:56.72
--	---	----------------	-------------	-----------	----------	------	---------	---------	---------

Total athletes: 1



ENTRY LIST BY NUSF As of 22 AUG 2017

各代表團參賽名單

NUSF	Bib No	Name	Date of Birth	Height m/ft in	Weight kg/lbs	Event	Season Best	Personal Best	Qualifying Best
ALG - Algeria									
	5	ABDENOUIZ Ramzi	23 MAY 1993	1.72/5'8"	65.0/143	800m	1:47.28	1:47.28	1:47.28
		ALGERIA				4x100m Relay			
	5	ABDENOUIZ Ramzi	23 MAY 1993	1.72/5'8"	65.0/143				
	7	BEKAR Mohamed Islem	1 AUG 1993	1.82/6'0"	68.0/150				
	8	BELBACHIR Mohamed	11 JAN 1994	1.76/5'9"	66.0/146				
	9	BOUKMOUCHE Saber	20 APR 1992	1.94/6'4"	78.0/172				
	6	ATHMANI Skander Djamil	21 JUN 1992	1.75/5'9"	65.0/143				
	14	LAHOULOU Abdelmalik	7 MAY 1992	1.82/6'0"	72.0/159				
	6	ATHMANI Skander Djamil	21 JUN 1992	1.75/5'9"	65.0/143	100m	10.45	10.45	10.45
						200m	20.45	20.45	20.45
	7	BEKAR Mohamed Islem	1 AUG 1993	1.82/6'0"	68.0/150	400m	47.02	47.02	47.02
	8	BELBACHIR Mohamed	11 JAN 1994	1.76/5'9"	66.0/146	800m	1:46.67	1:46.67	1:46.67
	9	BOUKMOUCHE Saber	20 APR 1992	1.94/6'4"	78.0/172	400m Hurdles	50.20	49.43	50.20
	10	CHERABI Hichem-Khalil	30 MAR 1993	1.75/5'9"	63.0/139	Pole Vault	5.30	5.50	5.30
	11	HAMI Aïmen	24 NOV 1991	1.68/5'6"	62.0/137	5000m	14:02.12	14:02.12	14:02.12
	12	HEDEILLI Takieddine	6 JUN 1996	1.85/6'1"	71.0/157	1500m	3:37.88	3:37.88	3:37.88
						5000m	14:06.30	14:06.30	14:06.30
	13	KHELILI Abderezak	21 JAN 1997	1.80/5'11"	65.0/143	1500m	3:47.87	3:45.69	3:47.87
	14	LAHOULOU Abdelmalik	7 MAY 1992	1.82/6'0"	72.0/159	400m Hurdles	48.84	48.62	48.84
	15	MESSAOUDI Ali	13 OCT 1995	1.74/5'9"	65.0/143	3000m Steeplechase	8:30.20	8:30.20	8:30.20
	16	TRIKI Yasser Mohammed	24 MAR 1997	1.80/5'11"	72.0/159	Long Jump	7.97	7.97	7.97
						Triple Jump	16.25	16.25	16.25

Total athletes: 12



ENTRY LIST BY NUSF As of 22 AUG 2017

各代表團參賽名單

NUSF	Bib No	Name	Date of Birth	Height m/ft in	Weight kg/lbs	Event	Season Best	Personal Best	Qualifying Best
ARG - Argentina									
ARGENTINA						4x100m Relay			
	20	CARACASSIS Jorge Oscar	27 OCT 1994	1.70/5'7"	68.0/150				
	25	RUGGERI Guillermo Manue	26 MAR 1992	1.80/5'11"	78.0/172				
	24	RODRIGUEZ BALDIVIEZ Jaime	18 JUL 1992	1.82/6'0"	78.0/172				
	23	ROBLEDO Matias Exequiel	17 MAY 1990	1.68/5'6"	73.0/161				
	22	LAYOY Carlos Daniel	26 FEB 1991	1.88/6'2"	75.0/165				
	21	GOMEZ Joaquin Gabriel	14 OCT 1996	1.72/5'8"	101.0/223				
	20	CARACASSIS Jorge Oscar	27 OCT 1994	1.70/5'7"	68.0/150	100m	10.70	10.64	10.70
						200m	21.84	21.84	21.84
	21	GOMEZ Joaquin Gabriel	14 OCT 1996	1.72/5'8"	101.0/223	Hammer	72.95	72.95	72.95
	22	LAYOY Carlos Daniel	26 FEB 1991	1.88/6'2"	75.0/165	High Jump	2.18	2.24	2.18
	23	ROBLEDO Matias Exequiel	17 MAY 1990	1.68/5'6"	73.0/161	100m	10.68	10.52	10.68
						200m	21.70	21.70	21.70
	24	RODRIGUEZ BALDIVIEZ Jaime	18 JUL 1992	1.82/6'0"	78.0/172	400m Hurdles	51.81	51.70	51.81
	25	RUGGERI Guillermo Manue	26 MAR 1992	1.80/5'11"	78.0/172	400m Hurdles	49.72	49.72	49.72

Total athletes: 6



ENTRY LIST BY NUSF As of 22 AUG 2017

各代表團參賽名單

NUSF	Bib No	Name	Date of Birth	Height m/ft in	Weight kg/lbs	Event	Season Best	Personal Best	Qualifying Best
AUS - Australia									
	32	ADCOCK Liam Wallace	21 JUN 1996			Long Jump	7.90	7.90	7.90
	33	ANDERSON Bryce William	18 OCT 1996			10000m	29:37.26	29:37.26	29:37.26
	34	ARMSTRONG Angus Leckie Ro	17 MAR 1997			Pole Vault	5.45	5.45	5.45
		AUSTRALIA				4x100m Relay	39.08		39.08
	36	BATE Nicholas Mance	13 MAR 1995						
	37	BROWNING Rohan Jackson	31 DEC 1997						
	43	GREIG Simon James	7 JUN 1993						
	45	HOUGH Nicholas Alexan	20 OCT 1993						
	46	JUNG Jin Su	16 NOV 1993						
		AUSTRALIA				4x400m Relay	3:12.16		3:12.16
	38	BURNS Taylor	14 JAN 1996						
	49	MOWEN Daniel Thomas P	7 APR 1997						
	52	ROBINSON Tristan Marc	29 OCT 1994						
	53	ROUBIN Harrison John	23 OCT 1995						
	41	CRANSTON Kyle Stuart	3 SEP 1992						
	47	KNUCKEY Stephen Joseph	3 NOV 1994						
	35	BALDWIN Joseph Heath Aa	23 JAN 1998			High Jump	2.22	2.22	2.22
	37	BROWNING Rohan Jackson	31 DEC 1997			100m	10.40	10.40	10.40
	39	CLOUGH Stephen Michael	4 NOV 1996			Pole Vault	5.40	5.40	5.40
	40	COCKS Riley Samuel	27 DEC 1995			10000m	29:38.09	29:38.09	29:38.09
	41	CRANSTON Kyle Stuart	3 SEP 1992			Decathlon	7287	7703	7287
	42	EVANS Dylan Alexander	4 DEC 1992			Half Marathon	1:06:07	1:06:07	1:06:07
	44	HOCKEY Isaac Arthur	22 AUG 1997			1500m	3:38.49	3:38.49	3:38.49
	45	HOUGH Nicholas Alexan	20 OCT 1993			110m Hurdles	13.50	13.42	13.50
	46	JUNG Jin Su	16 NOV 1993			100m	10.32	10.27	10.32
	47	KNUCKEY Stephen Joseph	3 NOV 1994			800m	1:47.23	1:47.23	1:47.23
	48	MITREVSKI Christopher Pet	12 JUL 1996			Long Jump	7.97	7.97	7.97
	50	O'BRIEN Liam James	13 APR 1996			Javelin	77.41	77.41	77.41
	51	PYKE Adam James	27 NOV 1995			1500m	3:40.02	3:40.02	3:40.02
	54	WHITE William David B	6 JUN 1994			Javelin	76.22	76.22	76.22

Total athletes: 23



ENTRY LIST BY NUSF As of 22 AUG 2017
各代表團參賽名單

NUSF	Bib No	Name	Date of Birth	Height m/ft in	Weight kg/lbs	Event	Season Best	Personal Best	Qualifying Best
------	--------	------	---------------	----------------	---------------	-------	-------------	---------------	-----------------

AUT - Austria

77	FUCHS Markus	14 NOV 1995	1.76/5'9"	70.0/154	100m	10.36	10.36	10.36
					200m	21.23	21.23	21.23
78	HUFNAGL Dominik	10 JAN 1997	1.77/5'10"	68.0/150	400m Hurdles	50.93	50.93	50.93
79	VOJTA Andreas	9 JUN 1989	1.89/6'2"	78.0/172	5000m			

Total athletes: 3



ENTRY LIST BY NUSF As of 22 AUG 2017

各代表團參賽名單

NUSF	Bib No	Name	Date of Birth	Height m/ft in	Weight kg/lbs	Event	Season Best	Personal Best	Qualifying Best
------	--------	------	---------------	----------------	---------------	-------	-------------	---------------	-----------------

AZE - Azerbaijan

	84	BABAYEV Nazim	8 OCT 1997	1.87/6'2"	74.0/163	Triple Jump	17.15	17.15	17.15
--	----	---------------	------------	-----------	----------	-------------	-------	-------	-------

Total athletes: 1



TAIPEI STADIUM
臺北田徑場

ATHLETICS
田徑



TAIPEI 2017
29th SUMMER UNIVERSIADE

MEN
男子

ENTRY LIST BY NUSF As of 22 AUG 2017
各代表團參賽名單

NUSF	Bib No	Name	Date of Birth	Height m/ft in	Weight kg/lbs	Event	Season Best	Personal Best	Qualifying Best
BEL - Belgium									
	86	BOTTERMAN Aaron Ivan G	1 MAY 1994			800m	1:47.48	1:46.17	1:47.48
	87	CAMPENER Corentin Franco	5 OCT 1990			Long Jump	7.75	7.94	7.75
	88	CLAUS Pieter	1 MAR 1993			1500m	3:39.11	3:39.11	3:39.11
	89	DE BOCK Thomas Marc A	20 AUG 1991			Half Marathon	1:04:58	1:04:58	1:04:58
	90	DEBOGNIES Simon	16 JUL 1996			5000m	13:38.03	13:38.03	13:38.03

Total athletes: 5





TAIPEI STADIUM
臺北田徑場

ATHLETICS
田徑



TAIPEI 2017
29th SUMMER UNIVERSIADE

MEN
男子

ENTRY LIST BY NUSF As of 22 AUG 2017
各代表團參賽名單

NUSF	Bib No	Name	Date of Birth	Height m/ft in	Weight kg/lbs	Event	Season Best	Personal Best	Qualifying Best
BER - Bermuda									
	97	DE GRILLA JR Bruce Leroy	15 DEC 1995			Long Jump	7.41	7.41	7.41
	98	DILL Shaquille Allen	4 SEP 1993			800m	1:48.55	1:47.39	1:48.55
	99	MINORS Dage Teako	26 OCT 1995			800m	1:49.39	1:49.39	1:49.39

Total athletes: 3





ENTRY LIST BY NUSF As of 22 AUG 2017
各代表團參賽名單

NUSF	Bib No	Name	Date of Birth	Height m/ft in	Weight kg/lbs	Event	Season Best	Personal Best	Qualifying Best
------	--------	------	---------------	----------------	---------------	-------	-------------	---------------	-----------------

BIH - Bosnia and Herzegovina

	100	IBRAHIMPASIC Faris	14 SEP 1995			200m	22.19	22.19	22.19
--	-----	--------------------	-------------	--	--	------	-------	-------	-------

Total athletes: 1



TAIPEI STADIUM
臺北田徑場

ATHLETICS
田徑



TAIPEI 2017
29th SUMMER UNIVERSIADE

MEN
男子

ENTRY LIST BY NUSF As of 22 AUG 2017
各代表團參賽名單

NUSF	Bib No	Name	Date of Birth	Height m/ft in	Weight kg/lbs	Event	Season Best	Personal Best	Qualifying Best
BLR - Belarus									
	102	ANDRALOITS Maksim	17 JUN 1997	1.91/6'3"	90.0/198	Decathlon	7858	7858	7858
	103	BAREISHA Pavel	16 FEB 1991	1.92/6'4"	115.0/254	Hammer	78.04	78.60	78.04
	104	NICHYPAR Aliaksei	10 APR 1993	1.93/6'4"	135.0/298	Shot Put	20.20	20.20	20.20

Total athletes: 3





ENTRY LIST BY NUSF As of 22 AUG 2017

各代表團參賽名單

NUSF	Bib No	Name	Date of Birth	Height m/ft in	Weight kg/lbs	Event	Season Best	Personal Best	Qualifying Best
BOT - Botswana									
BOTSWANA						4x100m Relay			
	112	SEBELE Ditiro Kago	27 OCT 1993	1.76/5'9"	69.0/152				
	113	THWANYANE Rebeilwe Saviou	27 JUL 1993	1.62/5'4"	57.0/126				
	111	MOSABATA Samuel Treasure	25 AUG 1989	1.73/5'8"	70.0/154				
	110	MESHACK Clifton Kagisa	27 DEC 1996	1.69/5'7"	67.0/148				
	110	MESHACK Clifton Kagisa	27 DEC 1996	1.69/5'7"	67.0/148	400m	47.14	47.14	47.14
	111	MOSABATA Samuel Treasure	25 AUG 1989	1.73/5'8"	70.0/154	200m	21.81	21.81	21.81
	112	SEBELE Ditiro Kago	27 OCT 1993	1.76/5'9"	69.0/152	100m	10.40	10.40	10.40
						200m	20.96	20.96	20.96
	113	THWANYANE Rebeilwe Saviou	27 JUL 1993	1.62/5'4"	57.0/126	100m	10.80	10.80	10.80

Total athletes: 4



ENTRY LIST BY NUSF As of 22 AUG 2017

各代表團參賽名單

NUSF	Bib No	Name	Date of Birth	Height m/ft in	Weight kg/lbs	Event	Season Best	Personal Best	Qualifying Best
BRA - Brazil									
118	ADAO DE SA	Mateus Daniel	21 NOV 1995	1.84/6'0"	82.0/181	Triple Jump	16.87	16.87	16.87
		BRAZIL				4x100m Relay	38.67		38.67
127	GOMES DA SILVA JUNI	Aldemir	8 JUN 1992	1.93/6'4"	80.0/176				
131	OLIVEIRA CONSTANT.		9 FEB 1995	1.83/6'0"	80.0/176				
130	NASCIMENTO PARAI J		14 APR 1990	1.87/6'2"	78.0/172				
125	DOS SANTOS Aliffer Junior		18 APR 1997	1.86/6'1"	86.0/190				
		BRAZIL				4x400m Relay	3:12.64		3:12.64
120	CEZARIO ABRAO Cleiton		8 SEP 1989	1.80/5'11"	72.0/159				
127	GOMES DA SILVA JUNI	Aldemir	8 JUN 1992	1.93/6'4"	80.0/176				
128	LANGOWSKI TEREZAN Artur		8 MAY 1991	1.87/6'2"	79.0/174				
121	DA PALMA JUNIOR P		11 JAN 1996	1.86/6'1"	66.0/146				
131	OLIVEIRA CONSTANT.		9 FEB 1995	1.83/6'0"	80.0/176				
119	CASSEMIRO ROSA Jean		1 FEB 1990	1.88/6'2"	82.0/181	Triple Jump	16.54	16.80	16.54
120	CEZARIO ABRAO Cleiton		8 SEP 1989	1.80/5'11"	72.0/159	800m	1:47.78	1:45.59	1:47.78
121	DA PALMA JUNIOR Pedro Roberto		11 JAN 1996	1.86/6'1"	66.0/146	800m	1:48.95	1:48.95	1:48.95
122	DA SILVA Tiago		23 OCT 1993	1.73/5'8"	72.0/159	Long Jump	8.08	8.09	8.08
123	DE CARVALHO SANTOS Jefferson		30 AUG 1995	1.78/5'10"	76.0/168	Decathlon	8187	8187	8187
124	DOS REIS Douglas Junior		9 DEC 1995	1.88/6'2"	98.0/216	Discus	59.90	59.90	59.90
125	DOS SANTOS Aliffer Junior		18 APR 1997	1.86/6'1"	86.0/190	200m	20.82	20.82	20.82
126	GERMANO SPINELLI Bruno		6 APR 1997	1.82/6'0"	79.0/174	Pole Vault	5.42	5.42	5.42
127	GOMES DA SILVA JUNI Aldemir		8 JUN 1992	1.93/6'4"	80.0/176	200m	20.15	20.15	20.15
128	LANGOWSKI TEREZAN Artur		8 MAY 1991	1.87/6'2"	79.0/174	400m Hurdles	49.86	49.73	49.86
129	MARCELINO DOS SANTO Lucas		4 JAN 1995	1.80/5'11"	73.0/161	Long Jump	8.00	8.00	8.00
130	NASCIMENTO PARAIZO Jonatha		14 APR 1990	1.87/6'2"	78.0/172	110m Hurdles	13.65	13.53	13.65
131	OLIVEIRA CONSTANTINO Gabriel		9 FEB 1995	1.83/6'0"	80.0/176	100m	10.37	10.37	10.37
						110m Hurdles	13.52	13.50	13.52
132	VENANCIO DOURADO Willian Denilso		6 JAN 1994	1.87/6'2"	114.0/251	Shot Put	20.22	20.22	20.22

Total athletes: 15



TAIPEI STADIUM
臺北田徑場

TAIPEI 2017
29th SUMMER UNIVERSIADE

ATHLETICS
田徑

MEN
男子



ENTRY LIST BY NUSF As of 22 AUG 2017

各代表團參賽名單

NUSF	Bib No	Name	Date of Birth	Height m/ft in	Weight kg/lbs	Event	Season Best	Personal Best	Qualifying Best
------	--------	------	---------------	----------------	---------------	-------	-------------	---------------	-----------------

BUL - Bulgaria

	141	TONEV Borislav Plamen	21 MAR 1993			200m	21.13	21.13	21.13
--	-----	-----------------------	-------------	--	--	------	-------	-------	-------

Total athletes: 1





TAIPEI STADIUM
臺北田徑場

TAIPEI 2017
29th SUMMER UNIVERSIADE

ATHLETICS
田徑

MEN
男子



ENTRY LIST BY NUSF As of 22 AUG 2017

各代表團參賽名單

NUSF	Bib No	Name	Date of Birth	Height m/ft in	Weight kg/lbs	Event	Season Best	Personal Best	Qualifying Best
BUR - Burkina Faso									
	145	SAWADOGO Bienvenu Wendla	31 DEC 1995			400m	46.85	46.85	46.85
	146	SOME Florian Tinsa R	17 SEP 1994			110m Hurdles	14.82	14.71	14.82
	147	ZANGO Hugues Fabrice	25 JUN 1993			Triple Jump	16.78	16.84	16.78

Total athletes: 3





ENTRY LIST BY NUSF As of 22 AUG 2017

各代表團參賽名單

NUSF	Bib No	Name	Date of Birth	Height m/ft in	Weight kg/lbs	Event	Season Best	Personal Best	Qualifying Best
CAN - Canada									
	150	ALLEN Spencer	27 SEP 1993			Pole Vault	5.30	5.30	5.30
	151	AYESU ATTAH Benjamin Kweku	28 APR 1993			400m	46.27	46.20	46.27
	152	BELLEMORE Corey James Hen	1 DEC 1994			1500m	3:42.05	3:42.05	3:42.05
		CANADA				4x100m Relay	40.15		40.15
	161	LINDE James Kenneth	18 AUG 1994						
	163	MAKINDE Oluwasegun Vict	6 JUL 1991						
	151	AYESU ATTAH Benjamin Kweku	28 APR 1993						
	157	GEORGE Nathaniel Keena	7 JAN 1994						
	166	MOSELEY Ingvar Mackenzi	24 NOV 1991						
	158	KABA Sekou Mohamed	25 AUG 1990						
		CANADA				4x400m Relay	3:08.78		3:08.78
	151	AYESU ATTAH Benjamin Kweku	28 APR 1993						
	157	GEORGE Nathaniel Keena	7 JAN 1994						
	162	MAC NEILL Gregory Scott W	15 APR 1992						
	163	MAKINDE Oluwasegun Vict	6 JUL 1991						
	161	LINDE James Kenneth	18 AUG 1994						
	153	CATE Sean Adam	28 MAY 1994			High Jump	2.20	2.20	2.20
	154	DORCELUS Stevens	19 MAY 1995			Long Jump	7.77	7.77	7.77
	155	ESSELINK Evan Eric Willi	28 FEB 1992			10000m	29:17.70	28:55.98	29:17.70
	156	GAY John Eamon	7 NOV 1996			3000m Steeplechase	8:36.55	8:36.55	8:36.55
	157	GEORGE Nathaniel Keena	7 JAN 1994			400m	46.33	45.94	46.33
	158	KABA Sekou Mohamed	25 AUG 1990			110m Hurdles	13.93	13.43	13.93
	159	KARAKOLIS Evan G	30 MAR 1994			Javelin	73.71	79.30	73.71
	160	KRZYSZKOWSKI John	9 MAR 1994			Javelin	71.44	71.44	71.44
	161	LINDE James Kenneth	18 AUG 1994			100m	10.42	10.42	10.42
						200m	20.70	20.70	20.70
	162	MAC NEILL Gregory Scott W	15 APR 1992			400m Hurdles	50.82	50.82	50.82
	163	MAKINDE Oluwasegun Vict	6 JUL 1991			100m	10.39	10.24	10.39
	164	MILLMAN Peter Austin	19 MAR 1994			Shot Put	17.82	17.82	17.82
	165	MORGAN Blair Andrew	29 MAY 1993			Half Marathon	1:06:40	1:06:40	1:06:40
	166	MOSELEY Ingvar Mackenzi	24 NOV 1991			110m Hurdles	13.75	13.75	13.75
	167	PARKER Sullivan Tate	11 AUG 1993			Shot Put	18.15	18.15	18.15
	168	PETERSON Cole Henry Andr	22 AUG 1993			1500m	3:42.19	3:42.19	3:42.19
	169	PROUDFOOT Ross Clayton	4 JUL 1992			5000m	13:53.38	13:29.32	13:53.38
	170	ROBINSON Lucanus	12 MAR 1996			200m	21.12	21.12	21.12
	171	SMITH Tyler Jordan	2 JUL 1994			800m	1:48.30	1:47.71	1:48.30
	172	THEODORE Deryk Tsuyoshi	18 AUG 1989			Pole Vault	5.41	5.41	5.41
	173	TREE Kevin James	1 MAY 1993			10000m	29:27.70	29:18.86	29:27.70
	174	TURNER James	4 AUG 1993			Decathlon	7451	7776	7451

Total athletes: 25



TAIPEI STADIUM
臺北田徑場

ATHLETICS
田徑



TAIPEI 2017
29th SUMMER UNIVERSIADE

MEN
男子

ENTRY LIST BY NUSF As of 22 AUG 2017
各代表團參賽名單

NUSF	Bib No	Name	Date of Birth	Height m/ft in	Weight kg/lbs	Event	Season Best	Personal Best	Qualifying Best
CHI - Chile									
	201	JARPA GALLEGOS Cristofer Orlan	29 NOV 1995			800m	1:50.68	1:50.68	1:50.68
						1500m	3:50.45	3:50.45	3:50.45
	202	LOPEZ GONZALEZ Matias Rodrigo	24 OCT 1990			Shot Put	18.34	18.34	18.34
	203	OLIVARES ROJAS Camilo Esteban	27 OCT 1993			Long Jump	7.63	7.63	7.63
	204	PALMA FONTEALVA Ruben Gerardo	17 OCT 1993			1500m	3:50.73	3:50.73	3:50.73
	205	SEPULVEDA SANDOV A	3 AUG 1993			400m Hurdles	49.86	49.86	49.86

Total athletes: 5





ENTRY LIST BY NUSF As of 22 AUG 2017

各代表團參賽名單

NUSF	Bib No	Name	Date of Birth	Height m/ft in	Weight kg/lbs	Event	Season Best	Personal Best	Qualifying Best
CHN - People's Republic of China									
	209	HAN Jijiang	20 JUL 1993	1.72/5'8"	57.0/126	20km Walk	1:21:55	1:21:55	1:21:55
	210	JIANG Hengnan	6 OCT 1995	1.75/5'9"	65.0/143	100m	10.40	10.40	10.40
	211	LI Junlin	6 AUG 1998	1.77/5'10"	65.0/143	800m	1:51.55	1:51.55	1:51.55
	212	LI Runyu	29 DEC 1994	1.83/6'0"	70.0/154	400m	47.06	46.61	47.06
	213	LIU Tao	10 FEB 1994	1.74/5'9"	62.0/137	5000m	14:48.00	14:48.00	14:48.00
	214	LIU Yan	1 AUG 1993	1.85/6'1"	69.0/152	Triple Jump	16.21	16.31	16.21
		PEOPLE'S REPUBLIC of CHINA				Team 20km Walk			
		PEOPLE'S REPUBLIC of CHINA				Team Half Marathon			
	215	SUN Yize	9 MAR 1996	1.86/6'1"	73.0/161	Long Jump	7.99	7.99	7.99
	216	TIAN Huadong	12 DEC 1989	1.78/5'10"	60.0/132	Half Marathon	1:06:15	1:05:07	1:06:15
	217	WANG Hao	25 MAR 1995	1.67/5'6"	51.0/112	5000m	14:32.00	14:17.00	14:32.00
						Half Marathon	1:09:00	1:07:00	1:09:00
	218	YAN Dexiang	18 JUN 1993	1.78/5'10"	62.0/137	20km Walk	1:24:10	1:23:56	1:24:10
	219	YANG Zeping	3 APR 1994	1.80/5'11"	70.0/154	400m	47.42	47.26	47.42
	220	ZHANG Ruixuan	16 JAN 1996	1.83/6'0"	76.0/168	200m	20.86	20.86	20.86
	221	ZHAO Fujian	11 OCT 1989	1.80/5'11"	62.0/137	20km Walk	1:23:43	1:23:43	1:23:43
	222	ZHOU Guangcai	14 NOV 1996	1.79/5'10"	68.0/150	800m	1:50.44	1:48.99	1:50.44

Total athletes: 14



ENTRY LIST BY NUSF As of 22 AUG 2017
各代表團參賽名單

NUSF	Bib No	Name	Date of Birth	Height m/ft in	Weight kg/lbs	Event	Season Best	Personal Best	Qualifying Best
------	--------	------	---------------	----------------	---------------	-------	-------------	---------------	-----------------

CIV - Côte d'Ivoire

	237	NALIALI Christopher Kev	8 MAR 1992	1.87/6'2"	80.0/176	200m	20.76	20.76	20.76
--	-----	-------------------------	------------	-----------	----------	------	-------	-------	-------

Total athletes: 1



ENTRY LIST BY NUSF As of 22 AUG 2017
各代表團參賽名單

NUSF	Bib No	Name	Date of Birth	Height m/ft in	Weight kg/lbs	Event	Season Best	Personal Best	Qualifying Best
CMR - Cameroon									
	239	MAYACK II Marcel Richard	17 NOV 1990			High Jump	2.10	2.10	2.10
						Long Jump	7.50	7.50	7.50
						Triple Jump	15.80	15.80	15.80

Total athletes: 1



TAIPEI STADIUM
臺北田徑場

ATHLETICS
田徑



TAIPEI 2017
29th SUMMER UNIVERSIADE

MEN
男子

ENTRY LIST BY NUSF As of 22 AUG 2017
各代表團參賽名單

NUSF	Bib No	Name	Date of Birth	Height m/ft in	Weight kg/lbs	Event	Season Best	Personal Best	Qualifying Best
------	--------	------	---------------	----------------	---------------	-------	-------------	---------------	-----------------

COD - Democratic Rep. of the Congo

	244	SWEDI Djafar	26 NOV 1997			Long Jump	6.78	6.78	6.78
--	-----	--------------	-------------	--	--	-----------	------	------	------

Total athletes: 1





ENTRY LIST BY NUSF As of 22 AUG 2017

各代表團參賽名單

NUSF	Bib No	Name	Date of Birth	Height m/ft in	Weight kg/lbs	Event	Season Best	Personal Best	Qualifying Best
COL - Colombia									
	245	AGUIRRE VANEGAS Daniel Felipe	13 MAR 1995			Hammer	64.31	64.31	64.31
	246	BLANCO PILONIETA Nelson Andres	7 APR 1994			3000m Steeplechase	9:05.00	9:05.00	9:05.00
	247	LEON DELGADO Victor Manuel	16 SEP 1995			1500m	3:50.00	3:50.00	3:50.00
						5000m	14:30.00	14:30.00	14:30.00
	248	LOPEZ RODRIGUEZ Sergio Alejandr	10 JUL 1996			10000m	30:10.00	30:10.00	30:10.00
						Half Marathon	1:09:00	1:09:00	1:09:00
	249	ROMERO ROA Oscar Andres	14 SEP 1993			800m	1:54.00	1:54.00	1:54.00
						1500m	3.57	3.57	3.57

Total athletes: 5



TAIPEI STADIUM
臺北田徑場

ATHLETICS
田徑



TAIPEI 2017
29th SUMMER UNIVERSIADE

MEN
男子

ENTRY LIST BY NUSF As of 22 AUG 2017
各代表團參賽名單

NUSF	Bib No	Name	Date of Birth	Height m/ft in	Weight kg/lbs	Event	Season Best	Personal Best	Qualifying Best
CRC - Costa Rica									
	256	DRUMMOND HERNAND G	5 SEP 1994	1.75/5'9"	67.0/148	400m Hurdles	50.41	51.10	50.41
	257	MURCIA CRUZ Josue Francisco	19 NOV 1996	1.81/5'11"	69.0/152	800m	1:52.90	1:53.19	1:52.90

Total athletes: 2





TAIPEI STADIUM
臺北田徑場

ATHLETICS
田徑



TAIPEI 2017
29th SUMMER UNIVERSIADE

MEN
男子

ENTRY LIST BY NUSF As of 22 AUG 2017
各代表團參賽名單

NUSF	Bib No	Name	Date of Birth	Height m/ft in	Weight kg/lbs	Event	Season Best	Personal Best	Qualifying Best
CRO - Croatia									
	259	MARKOVIC Martin	13 JAN 1996			Discus	52.70	62.40	52.70
	260	RUZIC Mateo	16 AUG 1994			400m	46.13	46.13	46.13

Total athletes: 2





ENTRY LIST BY NUSF As of 22 AUG 2017
各代表團參賽名單

NUSF	Bib No	Name	Date of Birth	Height m/ft in	Weight kg/lbs	Event	Season Best	Personal Best	Qualifying Best
------	--------	------	---------------	----------------	---------------	-------	-------------	---------------	-----------------

CUB - Cuba

	265	LESCAY PARDO Yoandys Alberto	5 JAN 1994			400m	46.51	45.00	46.51
--	-----	------------------------------	------------	--	--	------	-------	-------	-------

Total athletes: 1



ENTRY LIST BY NUSF As of 22 AUG 2017
各代表團參賽名單

NUSF	Bib No	Name	Date of Birth	Height m/ft in	Weight kg/lbs	Event	Season Best	Personal Best	Qualifying Best
CYP - Cyprus									
	267	DIMITRIOU Christos	22 SEP 1993	1.83/6'0"	67.0/148	800m	1:48.02	1:48.00	1:48.02
						1500m	3:52.02	3:44.27	3:52.02
	268	POURSANIDIS Alexandros	23 JAN 1993	1.88/6'2"	110.0/243	Hammer	71.88	71.88	71.88

Total athletes: 2



ENTRY LIST BY NUSF As of 22 AUG 2017

各代表團參賽名單

NUSF	Bib No	Name	Date of Birth	Height m/ft in	Weight kg/lbs	Event	Season Best	Personal Best	Qualifying Best
CZE - Czech Republic									
CZECH REPUBLIC						4x100m Relay			
	278	STROMSIK Zdenek	25 NOV 1994						
	280	ZALESKY Dominik	23 AUG 1995						
	276	SEDLAK Vaclav	6 FEB 1993						
	275	MUELLER Vit	31 AUG 1996						
	272	JURANEK Martin	13 MAR 1991						
CZECH REPUBLIC						4x400m Relay			
	275	MUELLER Vit	31 AUG 1996						
	272	JURANEK Martin	13 MAR 1991						
	279	TESAR Jan	26 MAR 1990						
	277	SNEJDR Filip	16 APR 1995						
	271	HODBOD Lukas	2 MAR 1996			800m	1:46.98	1:46.98	1:46.98
	272	JURANEK Martin	13 MAR 1991			400m Hurdles	50.45	50.45	50.45
	273	JUSKA Radek	8 MAR 1993			Long Jump	8.29	8.29	8.29
	274	LUKAS Marek	16 JUL 1991			Decathlon	7997	7997	7997
	275	MUELLER Vit	31 AUG 1996			400m Hurdles	49.92	49.92	49.92
	276	SEDLAK Vaclav	6 FEB 1993			110m Hurdles	13.87	13.87	13.87
	277	SNEJDR Filip	16 APR 1995			800m	1:47.08	1:47.08	1:47.08
	278	STROMSIK Zdenek	25 NOV 1994			100m	10.29	10.29	10.29
	279	TESAR Jan	26 MAR 1990			400m	46.84	45.73	46.84
	280	ZALESKY Dominik	23 AUG 1995			100m	10.31	10.31	10.31

Total athletes: 10



ENTRY LIST BY NUSF As of 22 AUG 2017

各代表團參賽名單

NUSF	Bib No	Name	Date of Birth	Height m/ft in	Weight kg/lbs	Event	Season Best	Personal Best	Qualifying Best
DEN - Denmark									
	288	BAGGE Jannick	16 JAN 1994			Triple Jump	14.72	14.98	14.72
	289	CHO Mihn Kyun	29 NOV 1994			1500m	3:53.68	3:53.68	3:53.68
	290	CLAUSEN Christian Sand	4 AUG 1996			800m	1:49.76	1:49.76	1:49.76
	291	DAHL-JESSEN Mikkel	20 DEC 1994			1500m	3:44.91	3:44.91	3:44.91
		DENMARK				4x400m Relay	3:13.14		3:13.14
	295	HARTLING Johan Nicolai T	17 JAN 1994						
	290	CLAUSEN Christian Sand	4 AUG 1996						
	297	JENSEN Rasmus	17 SEP 1995						
	298	JOHANSEN Martin Brueckne	3 JAN 1995						
	304	STROEM Emil Kaare	26 FEB 1993						
	293	FÜRSTENBERG Frederik	13 JUL 1993						
	292	ELLEGAARD Andreas Hoeyby	3 APR 1993			Discus	56.84	56.84	56.84
	293	FÜRSTENBERG Frederik	13 JUL 1993			800m	1:53.50	1:53.50	1:53.50
	294	GABRIELSEN Benjamin Habib	13 JUN 1995			100m	10.95	10.84	10.95
						Long Jump	7.70	7.76	7.70
	295	HARTLING Johan Nicolai T	17 JAN 1994			400m	48.35	47.04	48.35
						400m Hurdles	51.65	50.02	51.65
	296	HESSELBJERG Ole	23 APR 1990			3000m Steeplechase	8:27.89	8:27.89	8:27.89
	297	JENSEN Rasmus	17 SEP 1995			400m	49.53	48.15	49.53
	298	JOHANSEN Martin Brueckne	3 JAN 1995			400m Hurdles	53.09	52.73	53.09
						Triple Jump	14.67	15.06	14.67
	299	MURMANN Taj	25 MAY 1989			Hammer	60.61	64.89	60.61
	300	NIELSEN Christian Lind	5 AUG 1991			Decathlon	6963	6963	6963
	301	NIJHUIS Thijs Matthias	20 SEP 1992	1.82/6'0"	68.0/150	5000m	14:05.64	13:43.47	14:05.64
						10000m	30:20.00	29:19.17	30:20.00
	302	RASMUSEN Jean Khavaquiah	12 MAY 1992			3000m Steeplechase	9:08.73	9:08.73	9:08.73
	303	SKOV Kasper	27 JUL 1992			5000m	14:35.89	14:35.89	14:35.89
	304	STROEM Emil Kaare	26 FEB 1993			200m	22.09	21.87	22.09

Total athletes: 17



ENTRY LIST BY NUSF As of 22 AUG 2017

各代表團參賽名單

NUSF	Bib No	Name	Date of Birth	Height m/ft in	Weight kg/lbs	Event	Season Best	Personal Best	Qualifying Best
DOM - Dominican Republic									
	318	ABREU MARTINEZ Alvaro Luis	21 JUL 1990			3000m Steeplechase	9:01.60	9:01.60	9:01.60
	319	CHARLES Luis Enrique	3 DEC 1998	6.68/21'11"	146.0/322	400m	47.01	47.01	47.01
	1303	CHARLES MEN Andito	30 AUG 1994			200m			
	1304	DÍAZ OROZCO Kendris Eliezer	3 JAN 1994			200m			
		DOMINICAN REPUBLIC				4x400m Relay			
	1303	CHARLES MEN Andito	30 AUG 1994						
	1304	DÍAZ OROZCO Kendris Eliezer	3 JAN 1994						
	321	SANTOS AQUINO L	12 NOV 1992	6.64/21'9"	145.0/320				
	320	SANTOS AQUINO Juander	7 MAY 1995						
	319	CHARLES Luis Enrique	3 DEC 1998	6.68/21'11"	146.0/322				
	320	SANTOS AQUINO Juander	7 MAY 1995			200m	20.91	20.91	20.91
						110m Hurdles	48.92	48.92	48.92
						400m Hurdles	48.59	48.59	48.59
	321	SANTOS AQUINO Luguélin Miguel	12 NOV 1992	6.64/21'9"	145.0/320	200m	20.50	20.70	20.50
						400m	45.32	44.91	45.32

Total athletes: 6



TAIPEI STADIUM
臺北田徑場

ATHLETICS
田徑



TAIPEI 2017
29th SUMMER UNIVERSIADE

MEN
男子

ENTRY LIST BY NUSF As of 22 AUG 2017

各代表團參賽名單

NUSF	Bib No	Name	Date of Birth	Height m/ft in	Weight kg/lbs	Event	Season Best	Personal Best	Qualifying Best
ECU - Ecuador									
	327	ESPIN SANCHEZ Eduardo Santiag	25 JUN 1996	1.82/6'0"	128.0/282	Shot Put Discus	17.59 50.92	17.76 50.92	17.59 50.92

Total athletes: 1





ENTRY LIST BY NUSF As of 22 AUG 2017

各代表團參賽名單

NUSF	Bib No	Name	Date of Birth	Height m/ft in	Weight kg/lbs	Event	Season Best	Personal Best	Qualifying Best
EST - Estonia									
	329	ARUSALU Kaspar	18 DEC 1995			Long Jump	6.96	7.09	6.96
	330	GOROSKO Jakob	3 OCT 1992			200m	21.90	21.30	21.90
						400m	49.58	48.03	49.58
	331	JAGOR Jaak-Heinrich	11 MAY 1990			400m Hurdles	49.38	49.37	49.38
	332	KIVISTIK Kaur	29 APR 1991			3000m Steeplechase	8:41.22	8:32.23	8:41.22
	333	KOHA Karl	21 NOV 1994			Shot Put	18.08	18.20	18.08
	334	KUTBERG Henrik	2 NOV 1992			Long Jump	7.68	7.80	7.68
	335	ROSENBERG Kristjan	16 MAY 1994			Decathlon	7907	7907	7907
	336	TAFENAU Kristjan	2 JAN 1998			High Jump	2.09	2.13	2.09
	337	TIKK Ermo	28 OCT 1991			Half Marathon	1:23:20	1:23:20	1:23:20
	339	UETSMUETS Sten	20 JUL 1994			400m	49.48	48.13	49.48

Total athletes: 10



TAIPEI STADIUM
臺北田徑場

ATHLETICS
田徑



TAIPEI 2017
29th SUMMER UNIVERSIADE

MEN
男子

ENTRY LIST BY NUSF As of 22 AUG 2017
各代表團參賽名單

NUSF	Bib No	Name	Date of Birth	Height m/ft in	Weight kg/lbs	Event	Season Best	Personal Best	Qualifying Best
ETH - Ethiopia									
	355	AYALNEH Zemen Addis	15 MAY 1999			1500m	3:15.00	3:15.00	3:15.00
						5000m	13:43.00	13:43.00	13:43.00

Total athletes: 1





ENTRY LIST BY NUSF As of 22 AUG 2017

各代表團參賽名單

NUSF	Bib No	Name	Date of Birth	Height m/ft in	Weight kg/lbs	Event	Season Best	Personal Best	Qualifying Best
FIN - Finland									
	356	BAECK Kristian Jan FINLAND	18 JUL 1996	1.93/6'4"	84.0/185	Long Jump 4x100m Relay	7.95	7.95	7.95
	363	RANTALA Eetu Werner	5 JUN 1993	1.77/5'10"	76.0/168				
	359	MYLLYMAEKI Ville Veikko Va	15 JAN 1990	1.82/6'0"	72.0/159				
	364	SAMUELSSON Samuli Kalevi	23 JUN 1995	1.80/5'11"	70.0/154				
	361	PULLI Kristian Henri	2 SEP 1994	1.89/6'2"	74.0/163				
	358	MOEROE Santtu Oskari	31 JAN 1993	1.81/5'11"	71.0/157				
	357	HASSI Juuso Antero	4 APR 1993	1.85/6'1"	81.0/179	Decathlon	7591	7734	7591
	358	MOEROE Santtu Oskari	31 JAN 1993	1.81/5'11"	71.0/157	400m Hurdles	50.38	49.04	50.38
	359	MYLLYMAEKI Ville Veikko Va	15 JAN 1990	1.82/6'0"	72.0/159	100m	10.47	10.38	10.47
	360	PELTOMAEKI Sami Markus	11 JAN 1991	1.80/5'11"	87.0/192	Javelin	79.21	80.36	79.21
	361	PULLI Kristian Henri	2 SEP 1994	1.89/6'2"	74.0/163	Long Jump	8.07	8.07	8.07
	362	RAITANEN Topi Olli Vihto	7 FEB 1996	1.85/6'1"	74.0/163	3000m Steeplechase	8:39.89	8:39.89	8:39.89
	363	RANTALA Eetu Werner	5 JUN 1993	1.77/5'10"	76.0/168	100m	10.57	10.30	10.57
	364	SAMUELSSON Samuli Kalevi	23 JUN 1995	1.80/5'11"	70.0/154	200m	20.73	20.73	20.73

Total athletes: 9



ENTRY LIST BY NUSF As of 22 AUG 2017
各代表團參賽名單

NUSF	Bib No	Name	Date of Birth	Height m/ft in	Weight kg/lbs	Event	Season Best	Personal Best	Qualifying Best
FRA - France									
	376	BARRER Francois	8 JUN 1993			5000m	13:42.17	13:42.17	13:42.17
	377	BORDIER Gabriel	8 OCT 1997			20km Walk	1:23:50	1:23:50	1:23:50
	378	CASSE Martin	23 JUN 1990			1500m	3:39.92	3:39.27	3:39.92
	379	COLLET Mathieu	15 MAR 1995			Pole Vault	5.55	5.55	5.55
	380	JOHN Jeffrey	6 JUN 1992			200m	20.31	20.31	20.31
	381	KRAUSS Simon	12 FEB 1992			110m Hurdles	13.71	13.53	13.71
	382	LELIEVRE Jeremy	8 FEB 1991			Decathlon	7818	7911	7818
	383	LUSINE Aymeric	13 SEP 1995			800m	1:46.08	1:46.08	1:46.08
	384	MAIAU Raihau	8 JAN 1992			Long Jump	7.94	8.02	7.94
	385	MAUGEIN Maxime	27 SEP 1992			Decathlon	7586	7801	7586
	386	MIELLET Alexis	5 MAY 1995			1500m	3:39.55	3:39.55	3:39.55
	387	MISCHLER Baptiste	23 NOV 1997			800m	1:48.80	1:47.17	1:48.80

Total athletes: 12



ENTRY LIST BY NUSF As of 22 AUG 2017

各代表團參賽名單

NUSF	Bib No	Name	Date of Birth	Height m/ft in	Weight kg/lbs	Event	Season Best	Personal Best	Qualifying Best
FSM - Federated States of Micronesia									
	392	MENDIOLA Steve Jr.	9 SEP 1996	1.67/5'6"	64.0/141	100m	11.95	11.45	11.95
						200m	22.88	22.50	22.88

Total athletes: 1



ENTRY LIST BY NUSF As of 22 AUG 2017
各代表團參賽名單

NUSF	Bib No	Name	Date of Birth	Height m/ft in	Weight kg/lbs	Event	Season Best	Personal Best	Qualifying Best
GBR - United Kingdom of G.B. & N.I.									
	395	BOWNESS James Sydney	26 NOV 1991			800m	1:46.40	1:45.96	1:46.40
	396	DAVIES Jonathan Stuart	28 OCT 1994			1500m	3:39.00	3:39.00	3:39.00
						5000m	13:37.13	13:23.94	13:37.13
	397	GARDINER Daniel Leslie	25 JUN 1990			Long Jump	7.83	7.96	7.83
	398	GRAY William	24 JAN 1993			3000m Steeplechase	8:30.50	8:30.50	8:30.50
	399	LANE John Ernest	29 JAN 1989			Decathlon	7965	7965	7965
	400	MYERS Charlie	12 JUN 1997			Pole Vault	5.45	5.45	5.45
	401	OSEWA Samuel Ikponmwo	17 APR 1991			100m	10.21	10.21	10.21
	402	PAUL Jacob Aaron	6 FEB 1995			400m Hurdles	49.49	49.49	49.49
	403	SEDDON Zak William	28 JUN 1994			3000m Steeplechase	8:30.17	8:30.17	8:30.17
	404	SMITH Allan Fraser	6 NOV 1992			High Jump	2.29	2.29	2.29
	405	THOMPSON Gregory Leigh	5 MAY 1994			Discus	60.28	60.28	60.28
	406	TRIGG Samuel Alexande	1 NOV 1993			Triple Jump	16.38	16.38	16.38

Total athletes: 12



ENTRY LIST BY NUSF As of 22 AUG 2017

各代表團參賽名單

NUSF	Bib No	Name	Date of Birth	Height m/ft in	Weight kg/lbs	Event	Season Best	Personal Best	Qualifying Best
------	--------	------	---------------	----------------	---------------	-------	-------------	---------------	-----------------

GEQ - Equatorial Guinea

	416	NGUEMA AYEKABA Fidel Obama	29 OCT 1999			100m	12.32	12.30	12.32
--	-----	----------------------------	-------------	--	--	------	-------	-------	-------

Total athletes: 1



ENTRY LIST BY NUSF As of 22 AUG 2017
各代表團參賽名單

NUSF	Bib No	Name	Date of Birth	Height m/ft in	Weight kg/lbs	Event	Season Best	Personal Best	Qualifying Best
GER - Germany									
	418	BENITZ Timo	24 DEC 1991			1500m	3:34.87	3:34.87	3:34.87
	419	BOLLINGER Marvin Lloyd Ka	7 OCT 1996			Decathlon	7739	7739	7739
	420	BRANDT Torben Torsten	19 MAY 1995			Discus	62.09	62.09	62.09
	423	GRAU Martin Christia	26 MAR 1992			3000m Steeplechase	8:31.91	8:28.37	8:31.91
	424	HOFMANN Andreas Emil	16 DEC 1991			Javelin	88.79	88.79	88.79
	425	HOWARD Julian Anthony	3 APR 1989			Long Jump	8.15	8.15	8.15
	426	KESSLER Christoph Danie	28 APR 1995			800m	1:46.71	1:46.71	1:46.71
	427	KLAUS Maximilian	7 FEB 1996			Discus	61.34	61.34	61.34
	428	MIKHAILOV Alexei Vladimir	12 APR 1996			Hammer	72.69	72.69	72.69
	430	WENDRICH Falk Henning	12 JUN 1995			High Jump	2.26	2.26	2.26

Total athletes: 10



ENTRY LIST BY NUSF As of 22 AUG 2017
各代表團參賽名單

NUSF	Bib No	Name	Date of Birth	Height m/ft in	Weight kg/lbs	Event	Season Best	Personal Best	Qualifying Best
GHA - Ghana									
	448	AGYEMANG Duncan Nuakoh	6 MAY 1993	1.78/5'10"	64.0/141	400m	47.22	47.22	47.22
	449	ALI Mohammed Shafic	11 JUN 1994	1.80/5'11"	77.0/170	800m	1:52.55	1:52.55	1:52.55
						1500m	3:51.94	3:51.94	3:51.94
						4x100m Relay	40.20		40.20
	455	YEBOAH Emmanuel	10 AUG 1997	1.77/5'10"	65.0/143				
	453	OPOKU AGYEMANG Shadrack	24 DEC 1992	1.74/5'9"	89.0/196				
	454	OPOKU Stephen Kwame	27 AUG 1996	1.77/5'10"	60.0/132				
	452	KOFITSE Godfred	28 NOV 1997	1.60/5'3"	57.0/126				
	451	ARYEE Desmond Ayikwei	24 JAN 1992	1.75/5'9"	69.0/152				
	448	AGYEMANG Duncan Nuakoh	6 MAY 1993	1.78/5'10"	64.0/141				
						4x400m Relay	3.10		3.10
	448	AGYEMANG Duncan Nuakoh	6 MAY 1993	1.78/5'10"	64.0/141				
	449	ALI Mohammed Shafic	11 JUN 1994	1.80/5'11"	77.0/170				
	452	KOFITSE Godfred	28 NOV 1997	1.60/5'3"	57.0/126				
	454	OPOKU Stephen Kwame	27 AUG 1996	1.77/5'10"	60.0/132				
	450	ANANE Sampson	11 MAY 1991	1.76/5'9"	72.0/159				
	451	ARYEE Desmond Ayikwei	24 JAN 1992	1.75/5'9"	69.0/152				
	452	KOFITSE Godfred	28 NOV 1997	1.60/5'3"	57.0/126	200m	21.27	21.27	21.27
	453	OPOKU AGYEMANG Shadrack	24 DEC 1992	1.74/5'9"	89.0/196	100m	10.40	10.40	10.40
	454	OPOKU Stephen Kwame	27 AUG 1996	1.77/5'10"	60.0/132	200m	21.14	21.14	21.14
	455	YEBOAH Emmanuel	10 AUG 1997	1.77/5'10"	65.0/143	100m	10.53	10.36	10.53

Total athletes: 8



ENTRY LIST BY NUSF As of 22 AUG 2017

各代表團參賽名單

NUSF	Bib No	Name	Date of Birth	Height m/ft in	Weight kg/lbs	Event	Season Best	Personal Best	Qualifying Best
GUY - Guyana									
	463	ADONIS Owen Victor Sol	16 JUL 1992	1.85/6'1"	74.0/163	100m	10.73	10.73	10.73
						200m	21.71	21.71	21.71
	464	CHANCE Arinze Nkosi Ka	20 JAN 1996	1.83/6'0"	77.0/170	400m	46.92	46.81	46.92

Total athletes: 2



ENTRY LIST BY NUSF As of 22 AUG 2017
各代表團參賽名單

NUSF	Bib No	Name	Date of Birth	Height m/ft in	Weight kg/lbs	Event	Season Best	Personal Best	Qualifying Best
HKG - Hong Kong, China									
	465	CHAN Ming Tai	30 JAN 1995			Long Jump	8.03	8.12	8.03
	466	CHAN Yan Lam	12 JAN 1994			100m	10.89	10.86	10.89
						200m	21.40	21.40	21.40
	467	LAU Kin Hei	1 JAN 1997			Long Jump	7.53	7.53	7.53
	468	WAN Hin Chung	12 FEB 1995			100m	10.64	10.64	10.64

Total athletes: 4



ENTRY LIST BY NUSF As of 22 AUG 2017

各代表團參賽名單

NUSF	Bib No	Name	Date of Birth	Height m/ft in	Weight kg/lbs	Event	Season Best	Personal Best	Qualifying Best
------	--------	------	---------------	----------------	---------------	-------	-------------	---------------	-----------------

HON - Honduras

	472	NORALES TOMAS Josef Semir	14 NOV 1991	1.60/5'3"	60.0/132	100m	10.47	10.47	10.47
--	-----	---------------------------	-------------	-----------	----------	------	-------	-------	-------

Total athletes: 1



ENTRY LIST BY NUSF As of 22 AUG 2017

各代表團參賽名單

NUSF	Bib No	Name	Date of Birth	Height m/ft in	Weight kg/lbs	Event	Season Best	Personal Best	Qualifying Best
HUN - Hungary									
	473	BAJI Balazs	9 JUN 1989			110m Hurdles	13.15	13.15	13.15
	474	HALASZ Bence	4 AUG 1997			Hammer	78.85	78.85	78.85
	475	HUSZAK Janos Richard	5 FEB 1992			Discus	62.16	64.89	62.16
	476	RIVASZ-TOTH Norbert	6 MAY 1996			Javelin	83.08	83.08	83.08
	477	SZIKSZAI Robert Tamas	30 SEP 1994			Discus	62.46	63.20	62.46
	478	VENYERCSAN Bence Barnabas	8 JAN 1996			20km Walk	1:25:29	1:25:29	1:25:29

Total athletes: 6



ENTRY LIST BY NUSF As of 22 AUG 2017
各代表團參賽名單

NUSF	Bib No	Name	Date of Birth	Height m/ft in	Weight kg/lbs	Event	Season Best	Personal Best	Qualifying Best
INA - Indonesia									
	488	KUSUMAWARNI Prasha Rizki	20 APR 1998	1.80/5'11"	65.0/143	100m	10.97	10.97	10.97
						200m	22.12	22.12	22.12
	489	NOVAL Noval	16 SEP 1994	1.65/5'5"	59.0/130	Long Jump	7.59	7.43	7.59

Total athletes: 2



ENTRY LIST BY NUSF As of 22 AUG 2017

各代表團參賽名單

NUSF	Bib No	Name	Date of Birth	Height m/ft in	Weight kg/lbs	Event	Season Best	Personal Best	Qualifying Best
IND - India									
		INDIA				4x400m Relay	3:10.82		3:10.82
	492	JACOB Amoj	2 MAY 1998	1.78/5'10"	64.0/141				
	494	MALIK Pankaj	3 JUL 1998	1.75/5'9"	66.0/146				
	497	Ravinder	5 JUL 1997	1.74/5'9"	70.0/154				
	495	MOHAN Gokulakannan	16 OCT 1995	1.71/5'7"	68.0/150				
	498	TADVI Kisan Narshi	10 JAN 1998	1.65/5'5"	45.0/99				
	496	PATEL Ranjeet Kumar	17 DEC 1993	1.62/5'4"	51.0/112				
	492	JACOB Amoj	2 MAY 1998	1.78/5'10"	64.0/141	400m	46.05	46.05	46.05
						800m	1:50.54	1:50.54	1:50.54
	493	KUMBHAR Kantilal Devram	18 APR 1992	1.62/5'4"	48.0/106	Half Marathon	1:05:45	1:05:45	1:05:45
	494	MALIK Pankaj	3 JUL 1998	1.75/5'9"	66.0/146	400m	47.54	47.10	47.54
	496	PATEL Ranjeet Kumar	17 DEC 1993	1.62/5'4"	51.0/112	Half Marathon	1:07:25	1:06:00	1:07:25
	498	TADVI Kisan Narshi	10 JAN 1998	1.65/5'5"	45.0/99	5000m	14:34.05	14:37.00	14:34.05
						10000m	30.50	30.50	30.50
	499	Taranveer Singh	1 OCT 1996	1.85/6'1"	94.0/207	Hammer	63.40	63.40	63.40
	500	YAHIYA Muhammed Anees	3 DEC 1995	1.76/5'9"	65.0/143	Long Jump	7.75	7.80	7.75

Total athletes: 9



ENTRY LIST BY NUSF As of 22 AUG 2017

各代表團參賽名單

NUSF	Bib No	Name	Date of Birth	Height m/ft in	Weight kg/lbs	Event	Season Best	Personal Best	Qualifying Best
IRL - Ireland									
	509	BERGIN Matthew Christo	2 MAR 1993			5000m	14:03.87	14:03.87	14:03.87
	510	BYRNE Paul	18 APR 1990			400m Hurdles	50.03	50.03	50.03
	511	KELLY Kevin	11 AUG 1995			1500m	3:43.54	3:43.54	3:43.54
	512	LAWLER Marcus	28 FEB 1995			100m	10.30	10.30	10.30
						200m	20.71	20.71	20.71
	513	MC MANAMON Cian Michael	10 NOV 1991			20km Walk	1:24:03	1:24:03	1:24:03

Total athletes: 5



TAIPEI STADIUM
臺北田徑場

TAIPEI 2017
29th SUMMER UNIVERSIADE

ATHLETICS

田徑

MEN

男子



ENTRY LIST BY NUSF As of 22 AUG 2017

各代表團參賽名單

NUSF	Bib No	Name	Date of Birth	Height m/ft in	Weight kg/lbs	Event	Season Best	Personal Best	Qualifying Best
IRQ - Iraq									
	520	AL-IBRAHEEMI Hussein Falah H	28 JUN 1998	1.92/6'4"	74.0/163	High Jump	2.19	2.19	2.19
	521	AL-YASARI Karrar Raad Muh	26 APR 1991	1.80/5'11"	75.0/165	Javelin	70.76	70.76	70.76

Total athletes: 2





ENTRY LIST BY NUSF As of 22 AUG 2017

各代表團參賽名單

NUSF	Bib No	Name	Date of Birth	Height m/ft in	Weight kg/lbs	Event	Season Best	Personal Best	Qualifying Best
ISR - Israel									
	523	KROYTOR Dmitry	18 FEB 1993			High Jump	2.22	2.29	2.22
	524	LEVI Itamar	1 NOV 1991			Shot Put	18.29	18.66	18.29
						Discus	56.22	57.28	56.22
	525	LIBERMAN Tzur	26 JAN 1994			High Jump	2.22	2.22	2.22
	526	PERSIADO Imri	25 SEP 1994			100m	10.38	10.38	10.38
						200m	21.99	21.56	21.99
	527	YAKUBOV Tom	30 JUN 1992			Triple Jump	16.38	16.44	16.38

Total athletes: 5



ENTRY LIST BY NUSF As of 22 AUG 2017

各代表團參賽名單

NUSF	Bib No	Name	Date of Birth	Height m/ft in	Weight kg/lbs	Event	Season Best	Personal Best	Qualifying Best
ITA - Italy									
	528	ABDELWAHED Ahmed	26 MAY 1996			3000m Steeplechase	8:36.73	8:36.73	8:36.73
	529	BENCOSME DE LEON Jose Reynaldo	16 MAY 1992			400m Hurdles	49.33	49.33	49.33
	530	BUSSOTTI NEVES JUNIOR Joao C.	10 MAY 1993			1500m	3:37.12	3:37.12	3:37.12
	531	CASSANO Luca Antonio	23 AUG 1995			100m	10.36	10.36	10.36
	532	CATTANEO Federico	14 JUL 1993			100m	10.28	10.28	10.28
	533	CORSA Daniele	1 JAN 1996			400m	46.01	46.01	46.01
	534	EL KABBOURI Soufiane	5 MAR 1993			800m	1:47.19	1:47.19	1:47.19
						1500m	3:39.17	3:39.17	3:39.17
	535	FALLONI Simone	26 JUL 1999			Hammer	75.73	75.73	75.73
	536	FASSINOTTI Marco	29 APR 1989			High Jump	2.24	2.35	2.24
	537	MELONI Eugenio	28 AUG 1994			High Jump	2.24	2.21	2.24
	538	RANDAZZO Filippo	27 APR 1996			Long Jump	8.05	8.05	8.05
	539	RE Davide	16 MAR 1993			400m	45.56	45.41	45.56
	540	STECCHI Claudio	23 NOV 1991			Pole Vault	5.60	5.60	5.60

Total athletes: 13



ENTRY LIST BY NUSF As of 22 AUG 2017
各代表團參賽名單

NUSF	Bib No	Name	Date of Birth	Height m/ft in	Weight kg/lbs	Event	Season Best	Personal Best	Qualifying Best
JAM - Jamaica									
	551	CLARKE Andre	6 JUN 1992			400m Hurdles	49.40	49.40	49.40
	552	DACRES Fedrick	28 FEB 1994			Discus	68.88	68.88	68.88
	554	GLAVE Daniel	20 APR 1996			800m	1:47.66	1:47.66	1:47.66
		JAMAICA				4x400m Relay	2:59.03		2:59.03
	554	GLAVE Daniel	20 APR 1996						
	556	ROSE Jamarí	10 AUG 1995						
	553	GAYE Demish Denvo	20 JAN 1993						
	551	CLARKE Andre	6 JUN 1992						
	558	TRACEY Tyquendo	10 JUN 1993						
	557	SMIKLE Traves	7 MAY 1992			Discus	66.65	66.65	66.65
	558	TRACEY Tyquendo	10 JUN 1993			100m	10.12	10.12	10.12
						200m	20.39	20.39	20.39

Total athletes: 7



ENTRY LIST BY NUSF As of 22 AUG 2017

各代表團參賽名單

NUSF	Bib No	Name	Date of Birth	Height m/ft in	Weight kg/lbs	Event	Season Best	Personal Best	Qualifying Best
JOR - Jordan									
	567	ABUALHUMMOS Abdelrahman	17 JAN 1994	1.86/6'1"	80.0/176	200m	22.02	22.02	22.02
						400m	48.26	48.26	48.26
	568	YOUNIS Ahmad	12 SEP 1995	1.72/5'8"	68.0/150	Long Jump	7.25	7.25	7.25

Total athletes: 2



ENTRY LIST BY NUSF As of 22 AUG 2017

各代表團參賽名單

NUSF	Bib No	Name	Date of Birth	Height m/ft in	Weight kg/lbs	Event	Season Best	Personal Best	Qualifying Best
JPN - Japan									
	569	EJIMA Masaki	6 MAR 1999	1.90/6'3"	79.0/174	Pole Vault	5.61	5.61	5.61
		JAPAN				4x100m Relay	39.07		39.07
	585	TADA Shuhei	24 JUN 1996	1.76/5'9"	65.0/143				
	586	TANAKA Yusuke	11 JAN 1998	1.74/5'9"	71.0/157				
	591	YAMASHITA Jun	23 AUG 1997	1.82/6'0"	68.0/150				
	573	KITAGAWA Sho	17 DEC 1995	1.81/5'11"	67.0/148				
	578	NOMOTO Shusei	25 OCT 1995	1.85/6'1"	76.0/168				
		JAPAN				Team 20km Walk			
		JAPAN				Team Half Marathon			
	570	KAJIKI Ryo	8 DEC 1995	1.78/5'10"	68.0/150	400m Hurdles	49.33	49.33	49.33
	571	KANAI Taioh	28 SEP 1995	1.79/5'10"	71.0/157	110m Hurdles	13.62	13.62	13.62
	572	KATANISHI Kei	18 MAR 1997	1.65/5'5"	49.0/108	Half Marathon	1:02:31	1:02:31	1:02:31
	573	KITAGAWA Sho	17 DEC 1995	1.81/5'11"	67.0/148	200m	20.69	20.69	20.69
	574	KITAGAWA Takamasa	5 SEP 1996	1.77/5'10"	70.0/154	400m	45.48	45.48	45.48
	575	KOMINAMI Takuto	26 JUL 1995	1.72/5'8"	83.0/183	Javelin	79.17	79.17	79.17
	576	KUDO Naoki	5 SEP 1995	1.77/5'10"	55.0/121	Half Marathon	1:02:15	1:01:25	1:02:15
	577	NODA Tomohiro	24 JAN 1996	1.74/5'9"	58.0/128	20km Walk	1:20:04	1:20:04	1:20:04
	578	NOMOTO Shusei	25 OCT 1995	1.85/6'1"	76.0/168	110m Hurdles	13.62	13.62	13.62
	579	OGURA Kenji	8 JUN 1995	1.82/6'0"	85.0/187	Javelin	76.16	76.16	76.16
	580	OIKAWA Fumitaka	5 APR 1995	1.68/5'6"	54.0/119	20km Walk	1:20:45	1:20:45	1:20:45
	581	SHIOJIRI Kazuya	8 NOV 1996	1.70/5'7"	54.0/119	5000m	13:33.14	13:33.14	13:33.14
						10000m	28:35.44	28:32.85	28:35.44
	582	SUMI Kunihiro	27 FEB 1994	1.73/5'8"	112.0/247	Hammer	70.05	70.05	70.05
	583	SUZUKI Kengo	11 JUN 1995	1.63/5'4"	46.0/101	Half Marathon	1:01:36	1:01:36	1:01:36
	584	SUZUKI Takato	23 JUL 1997	1.74/5'9"	59.0/130	10000m	28:44.71	28:31.66	28:44.71
						Half Marathon	1:11:48	1:02:55	1:11:48
	585	TADA Shuhei	24 JUN 1996	1.76/5'9"	65.0/143	100m	10.08	10.08	10.08
	586	TANAKA Yusuke	11 JAN 1998	1.74/5'9"	71.0/157	100m	10.30	10.30	10.30
	587	TOCHIGI Wataru	8 MAY 1995	1.70/5'7"	53.0/117	Half Marathon	1:04:05	1:03:00	1:04:05
	588	YAMAKAWA Natsuki	24 JUL 1995	1.81/5'11"	75.0/165	Long Jump	7.92	8.00	7.92
	589	YAMAMOTO Ryoma	14 JUL 1995	1.79/5'10"	65.0/143	Triple Jump	16.87	16.87	16.87
	590	YAMANISHI Toshikazu	15 FEB 1996	1.64/5'5"	52.0/115	20km Walk	1:19:03	1:19:03	1:19:03
	591	YAMASHITA Jun	23 AUG 1997	1.82/6'0"	68.0/150	200m	20.59	20.59	20.59

Total athletes: 23



ENTRY LIST BY NUSF As of 22 AUG 2017
各代表團參賽名單

NUSF	Bib No	Name	Date of Birth	Height m/ft in	Weight kg/lbs	Event	Season Best	Personal Best	Qualifying Best
KAZ - Kazakhstan									
	606	FILIPPOV Nikita	7 OCT 1991			Pole Vault	5.40	5.50	5.40
	607	GRIGORYEV Sergey	24 JUN 1992			Pole Vault	5.65	5.65	5.65
	608	GRIGORYEV Vladislav	10 JAN 1997			100m	10.26	10.26	10.26
						200m	20.58	20.58	20.58
	609	IVANOV Ivan	3 JAN 1992			Shot Put	20.00	20.51	20.00
	610	KOBLOV Dmitriy	30 NOV 1992			400m Hurdles	50.96	49.39	50.96
	611	KONDRATYEV Igor	23 JAN 1991			400m Hurdles	51.77	51.77	51.77
	612	KRASSILOV Mikhail	5 MAR 1990			Half Marathon	1:06:17	1:04:21	1:06:17
	613	KUSMANOV Imanmadi	10 AUG 1995			800m	1:52.00	1:52.00	1:52.00
	614	LITVIN Mikhail	5 JAN 1996			400m	47.59	46.08	47.59
	615	LOSHKAREV Roman	28 OCT 1996			High Jump	2.20	2.20	2.20
	616	SHEIKO Georgiy	24 AUG 1989			20km Walk	1:20:47	1:20:47	1:20:47
	617	SOKOLOV Andrey	21 JAN 1995			400m	47.76	47.19	47.76
	618	ZEMS Vyacheslav	2 MAY 1998			100m	10.70	10.70	10.70
						110m Hurdles	14.09	13.86	14.09

Total athletes: 13



ENTRY LIST BY NUSF As of 22 AUG 2017
各代表團參賽名單

NUSF	Bib No	Name	Date of Birth	Height m/ft in	Weight kg/lbs	Event	Season Best	Personal Best	Qualifying Best
KEN - Kenya									
	630	ASAMBA Dan Kiviasi	23 JUN 1993			100m	10.1-		10.1-
						200m	21.00	21.00	21.00
	631	KITUR Kelvin	26 JUN 1996			800m	1:50.00	1:50.00	1:50.00
	636	OLUMBE Isaac Okelo	2 JUN 1990			400m	49.11	48.07	49.11
	637	OMURWA Ferdinand Omany	1 FEB 1996			100m	10.25	10.14	10.25
						200m	21.67	21.03	21.67

Total athletes: 4



TAIPEI STADIUM
臺北田徑場

ATHLETICS
田徑



TAIPEI 2017
29th SUMMER UNIVERSIADE

MEN
男子

ENTRY LIST BY NUSF As of 22 AUG 2017

各代表團參賽名單

NUSF	Bib No	Name	Date of Birth	Height m/ft in	Weight kg/lbs	Event	Season Best	Personal Best	Qualifying Best
KGZ - Kyrgyzstan									
	642	DZHOLOMANOV Musulman	21 JUN 1997	1.70/5'7"	65.0/143	800m 1500m	1:51.69 3:55.09	1:51.69 3:55.00	1:51.69 3:55.09

Total athletes: 1





ENTRY LIST BY NUSF As of 22 AUG 2017

各代表團參賽名單

NUSF	Bib No	Name	Date of Birth	Height m/ft in	Weight kg/lbs	Event	Season Best	Personal Best	Qualifying Best
KOR - Republic of Korea									
	644	BAE Yuil	16 JUN 1994			Javelin	78.21	78.21	78.21
	645	CHOE Byeong Kwang	7 APR 1991	1.85/6'1"	72.0/159	20km Walk	1:27:13	1:21:20	1:27:13
	646	CHOI Minyong	10 AUG 1994	1.75/5'9"	57.0/126	Half Marathon	1:05:57	1:05:57	1:05:57
	647	HAN Duhyeon	28 JUL 1994	1.85/6'1"	77.0/170	Pole Vault	5.40	5.40	5.40
	648	HWANG Hyeonu	30 JUN 1994	1.83/6'0"	74.0/163	400m Hurdles	50.93	50.93	50.93
	649	JI Hyunwoo	20 APR 1996	1.77/5'10"	115.0/254	Shot Put	17.25	17.25	17.25
	650	JOO Eunjae	12 JUN 1993	1.90/6'3"	78.0/172	Long Jump	7.77	7.77	7.77
	651	JOO Hyunmyeong	31 MAY 1997	1.72/5'8"	64.0/141	20km Walk	1:25:50	1:25:50	1:25:50
	652	KANG Kildong	12 JUL 1992			20km Walk	1:28:37	1:24:12	1:28:37
	653	KIM Donghyuk	16 OCT 1995	1.88/6'2"	100.0/220	Discus	52.72	52.72	52.72
	654	KIM Gyeongtae	20 MAR 1997	1.82/6'0"	75.0/165	110m Hurdles	14.20	14.20	14.20
	655	KIM Taejin	27 OCT 1995	1.65/5'5"	54.0/119	Half Marathon	1:03:53	1:03:53	1:03:53
	656	KO Seunghwan	14 NOV 1997	1.87/6'2"	73.0/161	200m	21.46	21.18	21.46
	657	LEE Jiwoo	24 OCT 1995	1.82/6'0"	75.0/165	100m	10.46	10.46	10.46
	658	LEE Jungkook	18 DEC 1995	1.81/5'11"	65.0/143	Half Marathon	1:05:03	1:05:03	1:05:03
	659	LIM Hyoungbin	3 JUN 1997			400m	47.72	47.72	47.72
	660	NAM Suhwan	22 FEB 1998	1.83/6'0"	68.0/150	Triple Jump	15.94	15.94	15.94
		REPUBLIC of KOREA				4x100m Relay	40.71		40.71
	657	LEE Jiwoo	24 OCT 1995	1.82/6'0"	75.0/165				
	654	KIM Gyeongtae	20 MAR 1997	1.82/6'0"	75.0/165				
	656	KO Seunghwan	14 NOV 1997	1.87/6'2"	73.0/161				
	648	HWANG Hyeonu	30 JUN 1994	1.83/6'0"	74.0/163				
		REPUBLIC of KOREA				4x400m Relay	3:14.21		3:14.21
	657	LEE Jiwoo	24 OCT 1995	1.82/6'0"	75.0/165				
	654	KIM Gyeongtae	20 MAR 1997	1.82/6'0"	75.0/165				
	656	KO Seunghwan	14 NOV 1997	1.87/6'2"	73.0/161				
	648	HWANG Hyeonu	30 JUN 1994	1.83/6'0"	74.0/163				
		REPUBLIC of KOREA				Team 20km Walk			
		REPUBLIC of KOREA				Team Half Marathon			
	661	WOO Sanghyeok	23 APR 1996	1.88/6'2"	76.0/168	High Jump	2.30	2.30	2.30

Total athletes: 18



ENTRY LIST BY NUSF As of 22 AUG 2017

各代表團參賽名單

NUSF	Bib No	Name	Date of Birth	Height m/ft in	Weight kg/lbs	Event	Season Best	Personal Best	Qualifying Best
KSA - Saudi Arabia									
	665	ALKAYYADI Hassan Baalghay	1 AUG 1994			5000m	16:19.55	16:04.25	16:19.55
						3000m Steeplechase	9:56.42	9:56.42	9:56.42
	666	ALKHALAF Hussain Abdulla	11 JUN 1993			Long Jump			
						Triple Jump	14.42	15.30	14.42
	667	ALMOSELEM Saleh Hussain H	23 NOV 1993			100m	11.19	11.02	11.19
	668	ALMUHAMMADALI Hussain	12 JUN 1994			5000m	16:10.45	16:13.68	16:10.45
						3000m Steeplechase	10:01.50	10:01.50	10:01.50
	669	ALMUYIDI Ahmed Amer I	4 DEC 1997			1500m	4:02.86	4:02.86	4:02.86
	670	ALMUYIDI Khalid Ali Y	17 JAN 1996			800m	1:58.05	1:57.11	1:58.05
	671	ALONAYZAN Hassan Abdullah	14 MAY 1998			110m Hurdles	15.04	15.04	15.04
						400m Hurdles	14.53	14.53	14.53
	672	ALQURAYA Abdulsalam Sale	3 JUN 1997			200m	22.34	22.34	22.34
	673	ALSHALATI Mohammed Taleb	9 DEC 1998			110m Hurdles	14.53	15.30	14.53
						400m Hurdles	55.67	55.67	55.67
	674	ALSHUQAYFI Abdullah Mohamm	26 OCT 1990			100m	11.04	10.96	11.04
	675	BALI MUSAAD Ahmed H	10 SEP 1994			400m	51.40	50.56	51.40
	1300	MAHNASHI Mohammed				200m			
						400m	49.50	49.20	49.50
	676	MASRAHI Mazen Ahmed M	22 MAY 1996			800m	1:56.44	1:56.44	1:56.44
		SAUDI ARABIA				4x100m Relay	41.58		41.58
	672	ALQURAYA Abdulsalam Sale	3 JUN 1997						
	674	ALSHUQAYFI A	26 OCT 1990						
	667	ALMOSELEM Saleh Hussain H	23 NOV 1993						
	666	ALKHALAF Hussain Abdulla	11 JUN 1993						
	671	ALONAYZAN Hassan Abdullah	14 MAY 1998						
	665	ALKAYYADI Hassan Baalghay	1 AUG 1994						
		SAUDI ARABIA				4x400m Relay	3:28.50		3:28.50
	675	BALI MUSAAD Ahmed H	10 SEP 1994						
	676	MASRAHI Mazen Ahmed M	22 MAY 1996						
	673	ALSHALATI Mohammed Taleb	9 DEC 1998						
	669	ALMUYIDI Ahmed Amer I	4 DEC 1997						
	670	ALMUYIDI Khalid Ali Y	17 JAN 1996						
	1300	MAHNASHI Mohammed							

Total athletes: 13



ENTRY LIST BY NUSF As of 22 AUG 2017
各代表團參賽名單

NUSF	Bib No	Name	Date of Birth	Height m/ft in	Weight kg/lbs	Event	Season Best	Personal Best	Qualifying Best
LAT - Latvia									
	677	ARENTS Pauls	2 SEP 1991	1.86/6'1"	73.0/161	800m	1:52.83	1:48.68	1:52.83
	678	BLAJS Alberts	9 AUG 1995	1.75/5'9"	60.0/132	3000m Steeplechase	8:53.25	8:43.97	8:53.25
	679	GRIVA Janis Svens	23 APR 1993	1.85/6'1"	90.0/198	Javelin	77.92	79.36	77.92
	680	IEVINS Ilvars	23 FEB 1995	1.83/6'0"	78.0/172	400m	49.80	49.80	49.80
	681	KREGERS Reinis	22 JAN 1992	1.88/6'2"	85.0/187	Decathlon	7210	7639	7210
	682	PARANDJUKS Rihards	12 APR 1994	1.80/5'11"	80.0/176	100m	11.06	10.94	11.06
						200m	22.71	22.71	22.71
	683	VIKSNE Peteris Pauls	20 MAY 1996	1.80/5'11"	79.0/174	Long Jump	7.30	7.30	7.30
	684	VIKERS Janis	30 MAR 1989	1.86/6'1"	73.0/161	Half Marathon	1:06:46	1:06:46	1:06:46

Total athletes: 8



ENTRY LIST BY NUSF As of 22 AUG 2017

各代表團參賽名單

NUSF	Bib No	Name	Date of Birth	Height m/ft in	Weight kg/lbs	Event	Season Best	Personal Best	Qualifying Best
LBN - Lebanon									
	695	BOULOS Christophe	20 AUG 1996			100m	10.62	10.62	10.62
						200m	22.10	22.10	22.10
	696	CHATILA Malek	8 APR 1996			400m	49.55	49.55	49.55
	697	EL HELOU Abdo	12 FEB 1990			800m	1:51.00	1:51.00	1:51.00
	698	HAZER Ahmad	4 SEP 1989			110m Hurdles	13.70	13.70	13.70
						Long Jump	7.10	7.10	7.10
	699	KHALIFE Hussein	21 SEP 1992			800m	1:52.00	1:52.00	1:52.00
	700	RAAD Ragheb	29 NOV 1995			400m Hurdles	54.00	54.00	54.00

Total athletes: 6



TAIPEI STADIUM
臺北田徑場

ATHLETICS
田徑



TAIPEI 2017
29th SUMMER UNIVERSIADE

MEN
男子

ENTRY LIST BY NUSF As of 22 AUG 2017
各代表團參賽名單

NUSF	Bib No	Name	Date of Birth	Height m/ft in	Weight kg/lbs	Event	Season Best	Personal Best	Qualifying Best
LES - Lesotho									
	703	KHERENG Khereng Nelson	19 JUN 1997	1.69/5'7"	64.0/141	100m	10.68	10.68	10.68
						200m	21.40	21.40	21.40

Total athletes: 1





ENTRY LIST BY NUSF As of 22 AUG 2017

各代表團參賽名單

NUSF	Bib No	Name	Date of Birth	Height m/ft in	Weight kg/lbs	Event	Season Best	Personal Best	Qualifying Best
LTU - Lithuania									
	705	BANEVICIUS Sarunas	20 NOV 1991	1.85/6'1"	112.0/247	Shot Put	19.50	19.63	19.50
	706	BERTASIUS Simas	31 OCT 1993	1.84/6'0"	70.0/154	1500m	3:47.83	3:47.83	3:47.83
						5000m	14:06.31	14:06.31	14:06.31
	707	BERZANSKIS Justinas	12 JAN 1989	1.90/6'3"	75.0/165	3000m Steeplechase	8:41.59	8:41.59	8:41.59
	708	GLEBAUSKAS Adrijus	20 NOV 1994	2.01/6'7"	81.0/179	High Jump	2.20	2.20	2.20
	709	MATUSEVICIUS Edis	30 JUN 1996	1.90/6'3"	88.0/194	Javelin	84.78	84.78	84.78
	710	MICKUS Benediktas	26 MAR 1997	1.86/6'1"	72.0/159	800m	1:48.84	1:48.84	1:48.84
	711	PACEVICIUS Rokas	10 MAY 1995	1.87/6'2"	80.0/176	400m	47.63	47.63	47.63
	712	POSKA Domantas	10 JAN 1996	2.00/6'7"	108.0/238	Discus	62.47	62.47	62.47
	713	SAULIUS Rapolas	15 FEB 1996	1.91/6'3"	78.0/172	110m Hurdles	13.93	13.93	13.93
	714	SAVELSKIS Marius	30 JUL 1994	1.78/5'10"	72.0/159	20km Walk	1:23:14	1:23:14	1:23:14
	715	SAVICKAS Ugnius	22 JAN 1992	1.74/5'9"	72.0/159	100m	10.44	10.44	10.44
						200m	21.37	21.37	21.37
	716	SIMOLIUNAS Skirmantas	13 MAR 1994	1.98/6'6"	98.0/216	Javelin	77.10	77.10	77.10
	717	SKRABULIS Kostas	4 AUG 1992	1.79/5'10"	74.0/163	100m	10.44	10.44	10.44
						200m	21.23	21.23	21.23
	718	STRIOKAS Mindaugas	26 JAN 1991	1.89/6'2"	82.0/181	800m	1:50.39	1:50.39	1:50.39

Total athletes: 14



ENTRY LIST BY NUSF As of 22 AUG 2017
各代表團參賽名單

NUSF	Bib No	Name	Date of Birth	Height m/ft in	Weight kg/lbs	Event	Season Best	Personal Best	Qualifying Best
LUX - Luxembourg									
	726	GRETHEN Charles	2 JUN 1992			800m	1:49.25	1:46.44	1:49.25
						1500m	3:39.02	3:39.02	3:39.02
	727	RUTARE Kevin	22 JUL 1991			High Jump	2.18	2.18	2.18

Total athletes: 2



ENTRY LIST BY NUSF As of 22 AUG 2017
各代表團參賽名單

NUSF	Bib No	Name	Date of Birth	Height m/ft in	Weight kg/lbs	Event	Season Best	Personal Best	Qualifying Best
MAC - Macau, China									
	730	TAM Chon Lok	19 JUL 1996	1.77/5'10"	62.0/137	Long Jump	6.72	6.72	6.72
						Triple Jump	14.72	14.72	14.72
	731	TANG Cho Hin	4 DEC 1996	1.68/5'6"	60.0/132	100m	11.23	10.90	11.23
						200m	21.99	21.99	21.99
	732	WAI Seng Cheong	6 APR 1997	1.83/6'0"	68.0/150	Triple Jump	14.62	14.62	14.62
Total athletes: 3									



TAIPEI STADIUM
臺北田徑場

ATHLETICS
田徑



TAIPEI 2017
29th SUMMER UNIVERSIADE

MEN
男子

ENTRY LIST BY NUSF As of 22 AUG 2017
各代表團參賽名單

NUSF	Bib No	Name	Date of Birth	Height m/ft in	Weight kg/lbs	Event	Season Best	Personal Best	Qualifying Best
MAD - Madagascar									
	733	RAMANANJATOVO Jose Mariolla	21 MAY 1989			100m	10.77	10.74	10.77
						Long Jump	7.26	7.35	7.26

Total athletes: 1





ENTRY LIST BY NUSF As of 22 AUG 2017

各代表團參賽名單

NUSF	Bib No	Name	Date of Birth	Height m/ft in	Weight kg/lbs	Event	Season Best	Personal Best	Qualifying Best
MAS - Malaysia									
	734	ARON Anchois	11 MAR 1993			400m	48.03	48.03	48.03
	736	KWONG Kar Jun	24 APR 1995			400m	48.64	47.64	48.64
		MALAYSIA				4x400m Relay	3:11.32		3:11.32
	734	ARON Anchois	11 MAR 1993						
	736	KWONG Kar Jun	24 APR 1995						
	735	KIMLEH Mohd Firdaus	11 JAN 1995						
	740	SUBRAMANIAM Kannathasan	10 APR 1991						
	741	YASMIN Muhammad Aqil	28 OCT 1997						
	737	MAZALAN Muhamad Firdaus	17 JAN 1993						
	738	MOHD SHAH Norshafiee	17 SEP 1997			High Jump	2.15	2.15	2.15
	739	SHAMSHUDDIN Muhammad Irfan	16 AUG 1995			Discus	62.54	62.54	62.54
	741	YASMIN Muhammad Aqil	28 OCT 1997			100m	10.48	10.63	10.48
						200m	21.66	21.62	21.66

Total athletes: 8



TAIPEI STADIUM
臺北田徑場

ATHLETICS
田徑



TAIPEI 2017
29th SUMMER UNIVERSIADE

MEN
男子

ENTRY LIST BY NUSF As of 22 AUG 2017
各代表團參賽名單

NUSF	Bib No	Name	Date of Birth	Height m/ft in	Weight kg/lbs	Event	Season Best	Personal Best	Qualifying Best
MDA - Republic of Moldova									
	742	MARDARE Andrian	20 JUN 1995	1.94/6'4"	100.0/220	Javelin	82.38	82.38	82.38
	743	MARGHIEV Serghei	6 NOV 1992	1.95/6'5"	103.0/227	Hammer	78.74	78.74	78.74

Total athletes: 2





ENTRY LIST BY NUSF As of 22 AUG 2017

各代表團參賽名單

NUSF	Bib No	Name	Date of Birth	Height m/ft in	Weight kg/lbs	Event	Season Best	Personal Best	Qualifying Best
MEX - Mexico									
	745	ALANIS PRIETO Juan Carlos	31 AUG 1994			100m	10.35	10.35	10.35
	746	ALVAREZ MUNOZ Alberto	8 MAR 1991			Long Jump	7.90		7.90
						Triple Jump	16.68	16.68	16.68
	747	COTA CASTRO Mario	11 SEP 1990			Discus	62.53	62.53	62.53
	748	DEL REAL GALINDO Diego Alan	6 MAR 1994			Hammer	71.96	76.27	71.96
	749	ESPARZA PEREZ Jesus Arturo	26 AUG 1990			Half Marathon	1:05:21	1:05:21	1:05:21
	750	ESPARZA PEREZ Jose Juan	26 AUG 1990			5000m	13:57.04	13:57.04	13:57.04
	751	GALLEGOS MORENO Heber	13 APR 1992			100m	10.28	10.21	10.28
	752	LOPEZ ALVAREZ Jesus Tonatui	2 AUG 1997			800m	1:48.55	1:48.55	1:48.55
	753	LUNA ABURTO Saby	6 FEB 1990			Half Marathon	1:07:57	1:05:48	1:07:57
	754	LUNA ESTES Jorge	8 JUN 1996	1.75/5'9"	68.0/150	Pole Vault	5.31	5.35	5.31
	755	MARTINEZ ESTRADA F	30 MAY 1993			1500m	3:39.26	3:39.26	3:39.26
						5000m	14:12.10		14:12.10
						4x100m Relay	39.87		39.87
		MEXICO							
	751	GALLEGOS MORENO Heber	13 APR 1992						
	745	ALANIS PRIETO Juan Carlos	31 AUG 1994						
	756	MORENO LOPEZ Ivan Eduardo	1 JAN 1995						
	762	SEPULVEDA FURBER A	29 OCT 1996						
	759	RAMIREZ RODRIGUE C	21 JAN 1994						
		MEXICO				Team 20km Walk			
	756	MORENO LOPEZ Ivan Eduardo	1 JAN 1995			200m	20.80	20.80	20.80
	757	PALMA OLIVARES Ever Jair	18 MAR 1992			20km Walk	1:23:47	1:23:47	1:23:47
	758	PALMA OLIVARES Isaac Antonio	26 OCT 1990			20km Walk	1:24:11	1:24:11	1:24:11
	760	RUIZ LOPEZ Felipe De Jesus	20 FEB 1995			Decathlon	7535	7535	7535
	761	SALAZAR ENRIQUEZ Julio Cesar	8 JUL 1993			20km Walk	1:23:40	1:23:40	1:23:40
	762	SEPULVEDA FURBER A	29 OCT 1996			200m	21.13	21.13	21.13

Total athletes: 18



ENTRY LIST BY NUSF As of 22 AUG 2017

各代表團參賽名單

NUSF	Bib No	Name	Date of Birth	Height m/ft in	Weight kg/lbs	Event	Season Best	Personal Best	Qualifying Best
MGL - Mongolia									
	773	BOLD Suvragakhairkha	13 JAN 1992	1.72/5'8"	56.0/123	Half Marathon	1:06:15	1:06:15	1:06:15
	774	DAMBADARJAA Gantulga	3 FEB 1989	1.70/5'7"	58.0/128	10000m	30:12.59	30:12.59	30:12.59
						Half Marathon	1:06:44	1:06:44	1:06:44
		MONGOLIA				Team Half Marathon			
	775	NARANDULAM Munkhbayar	28 OCT 1990	1.79/5'10"	68.0/150	Half Marathon	1:07:42	1:07:42	1:07:42
	776	ODBAYAR Boldoo	17 MAR 1993	1.73/5'8"	61.0/134	5000m	14:59.48	14:59.48	14:59.48
						Half Marathon	1:08:07	1:08:07	1:08:07
	777	TSEVEENRAVDAN Byambajav	7 JUL 1990	1.68/5'6"	58.0/128	Half Marathon	1:08:15	1:04:36	1:08:15

Total athletes: 5



TAIPEI STADIUM
臺北田徑場

TAIPEI 2017
29TH SUMMER UNIVERSIADE

ATHLETICS
田徑

MEN
男子



ENTRY LIST BY NUSF As of 22 AUG 2017

各代表團參賽名單

NUSF	Bib No	Name	Date of Birth	Height m/ft in	Weight kg/lbs	Event	Season Best	Personal Best	Qualifying Best
------	--------	------	---------------	----------------	---------------	-------	-------------	---------------	-----------------

MNE - Montenegro

	779	DUROVIC Tomas	14 FEB 1994	1.92/6'4"	123.0/271	Shot Put	19.85	19.85	19.85
--	-----	---------------	-------------	-----------	-----------	----------	-------	-------	-------

Total athletes: 1





TAIPEI STADIUM
臺北田徑場

TAIPEI 2017
29th SUMMER UNIVERSIADE

ATHLETICS
田徑

MEN
男子



ENTRY LIST BY NUSF As of 22 AUG 2017

各代表團參賽名單

NUSF	Bib No	Name	Date of Birth	Height m/ft in	Weight kg/lbs	Event	Season Best	Personal Best	Qualifying Best
NAM - Namibia									
	782	MARITZ Johannes Gerhar	20 DEC 1990	1.90/6'3"	82.0/181	400m Hurdles	49.48	49.48	49.48
	783	NARIB Gideon Ernst	27 MAY 1990	1.70/5'7"	70.0/154	200m	20.94	20.94	20.94
						400m	46.50	46.17	46.50

Total athletes: 2





TAIPEI STADIUM
臺北田徑場

ATHLETICS
田徑



TAIPEI 2017
29th SUMMER UNIVERSIADE

MEN
男子

ENTRY LIST BY NUSF As of 22 AUG 2017
各代表團參賽名單

NUSF	Bib No	Name	Date of Birth	Height m/ft in	Weight kg/lbs	Event	Season Best	Personal Best	Qualifying Best
NED - Netherlands									
	784	ARTS Jesper Carlo Ma	2 APR 1992			400m Hurdles	51.15	50.23	51.15
	785	FOPPEN Mike	29 NOV 1996			5000m	14:30.00	14:30.00	14:30.00
	786	GOETHEER Remco	5 OCT 1992			Shot Put	18.15	18.15	18.15
	787	NUYTINCK Steven Hubert A	28 JAN 1991			Long Jump	7.66	7.66	7.66
	788	TIMMERMAN Lars	19 APR 1991			Javelin	72.72	79.59	72.72
	789	VAN DER WIJST Koen Evan	7 AUG 1997			Pole Vault	5.35	5.35	5.35

Total athletes: 6





TAIPEI STADIUM
臺北田徑場

ATHLETICS
田徑



TAIPEI 2017
29th SUMMER UNIVERSIADE

MEN
男子


ENTRY LIST BY NUSF As of 22 AUG 2017
各代表團參賽名單

NUSF	Bib No	Name	Date of Birth	Height m/ft in	Weight kg/lbs	Event	Season Best	Personal Best	Qualifying Best
------	--------	------	---------------	----------------	---------------	-------	-------------	---------------	-----------------

NEP - Nepal

	795	CHHETRI Krishna	7 SEP 1992	1.68/5'6"	59.0/130	100m	11.25	11.25	11.25
--	-----	-----------------	------------	-----------	----------	------	-------	-------	-------

Total athletes: 1





ENTRY LIST BY NUSF As of 22 AUG 2017

各代表團參賽名單

NUSF	Bib No	Name	Date of Birth	Height m/ft in	Weight kg/lbs	Event	Season Best	Personal Best	Qualifying Best
NGR - Nigeria									
	796	ADENIJI Adedamola Oluwa	24 NOV 1994			200m	21.67	21.67	21.67
	797	AKINKUOWO Ayodeji Oluwato	16 SEP 1998			400m	48.37	48.37	48.37
	798	ENEKWECHI Chukwuebuka Cor	28 JAN 1993			Javelin	21.07	21.07	21.07
	799	HARRY Chukwudike Harr	9 JAN 1994	1.70/5'7"	64.0/141	100m	10.57	10.39	10.57
		NIGERIA				4x100m Relay			
	799	HARRY Chukwudike Harr	9 JAN 1994	1.70/5'7"	64.0/141				
	804	UGWUOKE Mellitus Okechu	27 FEB 1996						
	803	OWOEYE Gbolahan	4 JUL 1997						
	797	AKINKUOWO Ayodeji Oluwato	16 SEP 1998						
	800	ODUGBESAN Torioluwa Oshin	22 APR 1998	1.90/6'3"		Javelin	17.17	17.17	17.17
	801	OGBUKWO Mmaduabuchi She	7 APR 1999			400m	48.37	48.37	48.37
	802	OKOYE Andrew Jon Chi	29 JUL 1994	1.87/6'2"	84.0/185	200m	20.91	20.91	20.91
	804	UGWUOKE Mellitus Okechu	27 FEB 1996			100m	10.95	10.95	10.95

Total athletes: 9



TAIPEI STADIUM
臺北田徑場

TAIPEI 2017
29th SUMMER UNIVERSIADE

ATHLETICS
田徑

MEN
男子



ENTRY LIST BY NUSF As of 22 AUG 2017

各代表團參賽名單

NUSF	Bib No	Name	Date of Birth	Height m/ft in	Weight kg/lbs	Event	Season Best	Personal Best	Qualifying Best
NIG - Niger									
	813	ABDOULAYE YATAGA Ali	10 DEC 1989	1.75/5'9"	78.0/172	100m	11.00	11.00	11.00
						200m	21.70	21.70	21.70

Total athletes: 1





TAIPEI STADIUM
臺北田徑場

ATHLETICS
田徑



TAIPEI 2017
29th SUMMER UNIVERSIADE

MEN
男子

ENTRY LIST BY NUSF As of 22 AUG 2017

各代表團參賽名單

NUSF	Bib No	Name	Date of Birth	Height m/ft in	Weight kg/lbs	Event	Season Best	Personal Best	Qualifying Best
NOR - Norway									
	815	HOLMBERG Henrik Johan Fj	23 SEP 1989			Decathlon	6786	6786	6786
	816	KIPLESUND Ingar	15 NOV 1996			Long Jump	7.76	7.76	7.76
	817	MARTINSEN Hallgeir	10 JAN 1989			100m	10.67	10.67	10.67
						200m	22.00	22.00	22.00
	818	PETTERSEN Even	12 OCT 1993			200m	22.01	22.01	22.01

Total athletes: 4





ENTRY LIST BY NUSF As of 22 AUG 2017
各代表團參賽名單

NUSF	Bib No	Name	Date of Birth	Height m/ft in	Weight kg/lbs	Event	Season Best	Personal Best	Qualifying Best
NZL - New Zealand									
	824	BOTH Aaron James	12 SEP 1996	1.82/6'0"	76.0/168	Decathlon	7246	7246	7246
	825	HAWKINS Joshua Tamati N	9 FEB 1994	1.83/6'0"	78.0/172	110m Hurdles	13.81	13.81	13.81
	826	KERR Hamish Andrew G	17 AUG 1996	1.97/6'6"	80.0/176	High Jump	2.17	2.17	2.17
	827	LANGTON BURNELL Benjamin James	7 OCT 1992	1.87/6'2"	88.0/194	Javelin	82.44	82.44	82.44
	828	MILLAR Joseph Fitzgera	24 SEP 1992	1.83/6'0"	77.0/170	100m	10.18	10.18	10.18
						200m	20.37	20.37	20.37
	829	ROGERS Simon Anthony	1 OCT 1989	1.92/6'4"	74.0/163	1500m	3:44.56	3:44.56	3:44.56
	830	SOUTHGATE Nicholas Colin	9 APR 1994	1.85/6'1"	79.0/174	Pole Vault	5.35	5.47	5.35

Total athletes: 7



ENTRY LIST BY NUSF As of 22 AUG 2017

各代表團參賽名單

NUSF	Bib No	Name	Date of Birth	Height m/ft in	Weight kg/lbs	Event	Season Best	Personal Best	Qualifying Best
OMA - Oman									
	837	AL AAMRI Ahmed Ali Said	1 FEB 1995	1.67/5'6"	552.0/1217	800m	1:56.03	1:55.34	1:56.03
						1500m	3:51.11	3:52.23	3:51.11
	838	AL BUSAIDI Othman Ali Hila	5 JAN 1992	1.73/5'8"	68.0/150	400m	47.30	47.04	47.30
	839	AL GHEILANI Usama Abdul Rah	14 APR 1994	1.74/5'9"	71.0/157	400m	48.13	47.54	48.13
	840	AL JASHEMI Mahmood Abdulla	12 NOV 1997	1.64/5'5"	55.0/121	5000m	15:12.00	15:00.00	15:12.00
	841	AL MARJABI Ali Rashid Sali	1 JUL 1995	1.82/6'0"	64.0/141	100m	10.88	10.83	10.88
						200m	21.50	21.20	21.50
	842	AL QURAINI Abdullah Salim	3 AUG 1990	1.82/6'0"	63.0/139	10000m	32:23.15	40:12.32	32:23.15
						Half Marathon	1:17:07	1:11:26	1:17:07
	843	AL RAHBI Said Badur Said	31 AUG 1994	1.73/5'8"	55.0/121	800m	2:00.33	1:54.16	2:00.33
	844	AL RASHDI Ayuob Yaqoob Sa	6 SEP 1996	1.70/5'7"	54.0/119	5000m	15:22.13	15:18.02	15:22.13
						3000m Steeplechase	9:35.32	9:30.14	9:35.32
	845	AL SUBEIHI Mazin Khalifa S	25 JAN 1996	1.73/5'8"	60.0/132	1500m	3:53.11	3:51.21	3:53.11
	846	AL YARABI Salim Saleh Mus	15 JAN 1994	1.74/5'9"	74.0/163	Long Jump	7.40	7.37	7.40
						Triple Jump	13.80	13.77	13.80

Total athletes: 10



ENTRY LIST BY NUSF As of 22 AUG 2017
各代表團參賽名單

NUSF	Bib No	Name	Date of Birth	Height m/ft in	Weight kg/lbs	Event	Season Best	Personal Best	Qualifying Best
PAK - Pakistan									
	849	SADAT Umar	16 FEB 1995	1.77/5'10"	68.0/150	400m	47.80	47.80	47.80
						800m	1:52.00	1:52.00	1:52.00
	850	YASIR Muhammad	1 MAY 1998			Javelin	74.00	74.00	74.00

Total athletes: 2



TAIPEI STADIUM
臺北田徑場

TAIPEI 2017
29th SUMMER UNIVERSIADE

ATHLETICS
田徑

MEN
男子



ENTRY LIST BY NUSF As of 22 AUG 2017

各代表團參賽名單

NUSF	Bib No	Name	Date of Birth	Height m/ft in	Weight kg/lbs	Event	Season Best	Personal Best	Qualifying Best
------	--------	------	---------------	----------------	---------------	-------	-------------	---------------	-----------------

PAR - Paraguay

	853	SILVA AZUAGA Ramon Rodrigo	5 MAY 1993			400m	49.20	49.20	49.20
--	-----	----------------------------	------------	--	--	------	-------	-------	-------

Total athletes: 1





ENTRY LIST BY NUSF As of 22 AUG 2017
各代表團參賽名單

NUSF	Bib No	Name	Date of Birth	Height m/ft in	Weight kg/lbs	Event	Season Best	Personal Best	Qualifying Best
PER - Peru									
	855	IRIARTE ARFINENGO Luis Adrian	18 APR 1997	1.76/5'9"	65.0/143	200m	22.23	22.23	22.23
						400m	48.80	48.80	48.80

Total athletes: 1



ENTRY LIST BY NUSF As of 22 AUG 2017

各代表團參賽名單

NUSF	Bib No	Name	Date of Birth	Height m/ft in	Weight kg/lbs	Event	Season Best	Personal Best	Qualifying Best
PHI - Philippines									
	857	CAONG Carlo	16 JUL 1996	1.77/5'10"	75.0/165	Discus	41.03	41.01	41.03
	858	DELA PENA Aristeo	23 MAR 1997			Long Jump	7.44	7.44	7.44
	859	GO Yuhei	30 JUN 1995	1.70/5'7"	59.0/130	100m	11.06	11.06	11.06
						200m	23.42	23.42	23.42
	860	HENDERSON Connor Alexande	2 OCT 1992	1.76/5'9"	65.0/143	400m Hurdles	52.47	52.22	52.47
	861	KAUFMAN Sean Michael	23 APR 1998	1.65/5'5"	54.0/119	100m	11.00	11.00	11.00
						200m	22.50	22.50	22.50
	862	MEJIA Jaime Immanuel	2 APR 1997	1.75/5'9"	63.0/139	110m Hurdles	15.27	15.21	15.27
						400m Hurdles	53.87	53.97	53.87
	863	PABLO Rogil	2 MAR 1998	1.82/6'0"	72.0/159	Long Jump	6.83	6.83	6.83
						Triple Jump	14.88	14.88	14.88
	864	PRADO Lloyd	13 DEC 1997	1.77/5'10"	57.0/126	5000m	15:55.00	15:55.00	15:55.00
	865	VERGEL Alvin John	8 MAR 1997	1.80/5'11"	58.0/128	110m Hurdles	14.82	14.82	14.82

Total athletes: 9



ENTRY LIST BY NUSF As of 22 AUG 2017

各代表團參賽名單

NUSF	Bib No	Name	Date of Birth	Height m/ft in	Weight kg/lbs	Event	Season Best	Personal Best	Qualifying Best
POL - Poland									
	873	BORKOWSKI Mateusz	2 APR 1997			1500m	3:46.08	3:41.47	3:46.08
	874	BUKOWIECKI Konrad	17 MAR 1997			Shot Put	21.51	21.51	21.51
	875	CHMIELAK Hubert	19 JUN 1989			Javelin	80.20	82.58	80.20
	876	CZYKIER Damian	10 AUG 1992			110m Hurdles	13.28	13.28	13.28
	877	DOBEK Patryk	13 FEB 1994			400m Hurdles	49.78	48.40	49.78
	878	DUSZYNSKI Kajetan Patryk	12 MAY 1995			400m	46.33	46.33	46.33
	879	FAJDEK Pawel	4 JUN 1989			Hammer	83.44	83.93	83.44
	880	HAMPEL Eryk Pawel	3 DEC 1997			100m	10.36	10.36	10.36
	881	JERZY Mateusz Maria	29 MAR 1995			Pole Vault	5.50	5.50	5.50
	882	KALINOWSKI Grzegorz Mateus	22 SEP 1990			1500m	3:39.54	3:39.54	3:39.54
	883	KOBIELSKI Norbert Piotr	28 JAN 1997			High Jump	2.26	2.26	2.26
	884	KRUKOWSKI Marcin	14 JUN 1992			Javelin	83.71	83.71	83.71
	885	KUCIAPSKI Artur	26 DEC 1993			800m	1:47.46	1:44.89	1:47.46
	886	MITKA Piotr Kacper	22 AUG 1994			200m	21.56	21.18	21.56
	887	OMELKO Rafal Konrad	16 JAN 1989			400m	45.23	45.14	45.23
		POLAND				4x100m Relay			
	872	ADAMSKI Przemyslaw	27 DEC 1996						
	895	ZIMNIEWICZ Grzegorz Piotr	13 OCT 1991						
	889	SLOWIKOWSKI P	20 NOV 1993						
	893	ZACZEK Artur	28 FEB 1989						
	886	MITKA Piotr Kacper	22 AUG 1994						
	880	HAMPEL Eryk Pawel	3 DEC 1997						
		POLAND				4x400m Relay			
	887	OMELKO Rafal Konrad	16 JAN 1989						
	878	DUSZYNSKI Kajetan Patryk	12 MAY 1995						
	1308	PIETRZAK Michal Waldemar	3 APR 1989						
	1305	JAROS Andrzej Dominik	19 JUL 1990						
	1306	KOWALUK Dariusz	16 APR 1996						
	877	DOBEK Patryk	13 FEB 1994						
	888	ROZMYS Michal	13 MAR 1995			800m	1:45.50	1:45.50	1:45.50
	889	SLOWIKOWSKI Przemyslaw Stef	20 NOV 1993			100m	10.42	10.27	10.42
	890	SOBERA Robert	19 JAN 1991			Pole Vault	5.60	5.60	5.60
	891	STOJ Bartlomiej Pawe	15 MAY 1996			Discus	61.38	61.38	61.38
	892	SZYSZKOWSKI Jakub Tomasz	21 AUG 1991			Shot Put	20.92	20.92	20.92
	893	ZACZEK Artur	28 FEB 1989			200m	20.76	20.76	20.76
	894	ZALEWSKI Krystian	11 APR 1989			3000m Steeplechase	8:08.76	8:08.76	8:08.76

Total athletes: 27



ENTRY LIST BY NUSF As of 22 AUG 2017

各代表團參賽名單

NUSF	Bib No	Name	Date of Birth	Height m/ft in	Weight kg/lbs	Event	Season Best	Personal Best	Qualifying Best
POR - Portugal									
	921	ANTUNES Diogo	2 NOV 1992	1.75/5'9"	72.0/159	100m	10.27	10.27	10.27
	922	BARATA Samuel	19 JUL 1993	1.75/5'9"	58.0/128	10000m	28:40.19	28:40.19	28:40.19
						Half Marathon	1:03:52	1:03:52	1:03:52
	923	BELO Francisco	27 MAR 1991	1.93/6'4"	120.0/265	Shot Put	20.85	20.85	20.85
						Discus	62.01	62.01	62.01
	924	CONCEICAO Paulo	29 DEC 1993	1.90/6'3"	78.0/172	High Jump	2.21	2.24	2.21
	925	FERREIRA Diogo	30 JUL 1990	1.70/5'7"	68.0/150	Pole Vault	5.71	5.71	5.71
	926	REMEDIOS Samuel	24 FEB 1992	1.85/6'1"	80.0/176	Decathlon	7378	7378	7378
	927	ROCHA Hugo	27 JUN 1997	1.84/6'0"	84.0/185	1500m	3:42.28	3:42.28	3:42.28

Total athletes: 7



ENTRY LIST BY NUSF As of 22 AUG 2017

各代表團參賽名單

NUSF	Bib No	Name	Date of Birth	Height m/ft in	Weight kg/lbs	Event	Season Best	Personal Best	Qualifying Best
ROU - Romania									
	932	DUMITRACHE Cosmin Ilie	20 JUL 1994			110m Hurdles	14.13	14.01	14.13
	933	FIRFIRICA Alin Alexandru	3 NOV 1995			Discus	61.17	65.03	61.17
	934	GAG Andrei Marius	27 APR 1991			Shot Put	20.61	21.06	20.61
	935	LAZARICA Dan Claudiu	11 MAY 1992			High Jump	2.19	2.19	2.19
	936	NEAGOE Ionut Andrei	11 JUN 1994			200m	21.20	21.20	21.20
						Long Jump	7.63	7.63	7.63
	937	SOARE Nicolae Alexand	20 SEP 1991			5000m	14:15.49	14:15.49	14:15.49
						10000m	29:58.78	29:58.78	29:58.78

Total athletes: 6



ENTRY LIST BY NUSF As of 22 AUG 2017
各代表團參賽名單

NUSF	Bib No	Name	Date of Birth	Height m/ft in	Weight kg/lbs	Event	Season Best	Personal Best	Qualifying Best
RSA - South Africa									
	945	ANDREAS Jeromy	28 FEB 1992			5000m	13:52.13	13:52.13	13:52.13
						10000m	29:08.51	29:08.51	29:08.51
	946	APHANE Reneilwe Ntshim	24 AUG 1990			Triple Jump	16.75	16.75	16.75
	948	EESOU Mariano Lin Co	7 DEC 1991			10000m	29:19.10	29:19.10	29:19.10
						Half Marathon	1:03:24	1:04:08	1:03:24
	949	FRECHOU Renaldo Rashual	4 MAR 1992			Hammer	70.30	70.94	70.30
	950	GROBLER Johannes Jacobu	6 AUG 1997			Javelin	77.88	80.59	77.88
	951	HAMMAN Leroux	6 JAN 1992			400m Hurdles	49.35	49.24	49.35
	952	JOHNSON Cheswill Gilber	30 SEP 1997			Long Jump	7.80	7.80	7.80
	953	KEKANA Mokofane Milton	3 OCT 1995			10000m	29:14.00	29:14.00	29:14.00
						Half Marathon	1:07:56	1:07:28	1:07:56
	954	LEFETE Tshepo	2 FEB 1992			110m Hurdles	13.86	13.57	13.86
	955	LINKS Mpho Benjamin	20 JUN 1996			High Jump	2.22	2.23	2.22
	956	MAARTENS Joachim Hendrik	24 MAY 1996			200m	20.40	20.40	20.40
	957	MAKHETHE Itumelengshepa	19 FEB 1996			Hammer	71.28	71.28	71.28
	958	MASIHLEHO Thabang Ambitio	17 MAY 1990			Half Marathon	1:03:45	1:03:45	1:03:45
	959	MKATINI Lebone Junior M	4 JAN 1990			110m Hurdles	13.73	13.73	13.73
	960	MOKOPANE Rantso Alfred	8 AUG 1994			1500m	3:38.83	3:38.83	3:38.83
						3000m Steeplechase	8:34.47	8:31.72	8:34.47
	961	MOTSAU Jeremiah Lereko	12 MAR 1990			1500m	3:38.04	3:36.73	3:38.04
						5000m	14:51.33	14:51.33	14:51.33
	962	MULAUDZI Collen	8 APR 1991			Half Marathon	1:04:19	1:04:19	1:04:19
	963	NENE Zakithi Busani	2 APR 1998			400m	46.41	46.41	46.41
	964	PRETORIUS Fredriech	4 AUG 1995			Decathlon	8002	8002	8002
	965	PRETORIUS Johanneslodewic	26 JAN 1994			400m Hurdles	49.28	49.28	49.28
	966	ROTO Thando	26 SEP 1995			100m	9.95	9.95	9.95
		SOUTH AFRICA				4x100m Relay			
	966	ROTO Thando	26 SEP 1995						
	967	TITI Ncincilli	15 DEC 1993						
	959	MKATINI Lebone Junior M	4 JAN 1990						
	954	LEFETE Tshepo	2 FEB 1992						
	956	MAARTENS Joachim Hendrik	24 MAY 1996						
		SOUTH AFRICA				4x400m Relay			
	965	PRETORIUS Johanneslodewic	26 JAN 1994						
	951	HAMMAN Leroux	6 JAN 1992						
	963	NENE Zakithi Busani	2 APR 1998						
	969	VAN RENSBURG Rynardt	23 MAR 1992						
	968	UYS Hendrik Jacobus	4 JUN 1992						
	956	MAARTENS Joachim Hendrik	24 MAY 1996						
		SOUTH AFRICA				Team Half Marathon			
	967	TITI Ncincilli	15 DEC 1993			200m	20.14	20.14	20.14
	968	UYS Hendrik Jacobus	4 JUN 1992			800m	1:46.65	1:46.65	1:46.65
	969	VAN RENSBURG Rynardt	23 MAR 1992			800m	1:46.56	1:46.56	1:46.56
	970	VAN ROOYEN Jason Jullian	4 FEB 1997			Shot Put	19.00	19.00	19.00
						Discus	52.16	52.09	52.16

Total athletes: 25



TAIPEI STADIUM
臺北田徑場

ATHLETICS
田徑



TAIPEI 2017
29th SUMMER UNIVERSIADE

MEN
男子

ENTRY LIST BY NUSF As of 22 AUG 2017

各代表團參賽名單

NUSF	Bib No	Name	Date of Birth	Height m/ft in	Weight kg/lbs	Event	Season Best	Personal Best	Qualifying Best
------	--------	------	---------------	----------------	---------------	-------	-------------	---------------	-----------------

RWA - Rwanda

	988	NGABONZIZA Marcel	8 FEB 1992	1.89/6'2"	67.0/148	800m	1:52.00	1:52.00	1:52.00
--	-----	-------------------	------------	-----------	----------	------	---------	---------	---------

Total athletes: 1





ENTRY LIST BY NUSF As of 22 AUG 2017
各代表團參賽名單

NUSF	Bib No	Name	Date of Birth	Height m/ft in	Weight kg/lbs	Event	Season Best	Personal Best	Qualifying Best
------	--------	------	---------------	----------------	---------------	-------	-------------	---------------	-----------------

SEN - Senegal

	1301	MBENGUE Ibrahima	2 JAN 1991			400m	47.10	46.80	47.10
--	------	------------------	------------	--	--	------	-------	-------	-------

Total athletes: 1



ENTRY LIST BY NUSF As of 22 AUG 2017
各代表團參賽名單

NUSF	Bib No	Name	Date of Birth	Height m/ft in	Weight kg/lbs	Event	Season Best	Personal Best	Qualifying Best
SGP - Singapore									
	993	KHAN Meng Linn SINGAPORE	6 FEB 1990	1.73/5'8"	57.0/126	Long Jump	7.16	7.26	7.16
						4x100m Relay	40.34		40.34
	994	TAN Zong Yang	11 JUN 1994	1.71/5'7"	59.0/130				
	996	YAP Timothee Jin We	5 NOV 1994	1.84/6'0"	70.0/154				
	992	KANG Li Loong Calvin	16 APR 1990	1.75/5'9"	68.0/150				
	995	TUMADI Khairyll Amri B	4 MAR 1993	1.71/5'7"	65.0/143				
	993	KHAN Meng Linn	6 FEB 1990	1.73/5'8"	57.0/126				
	994	TAN Zong Yang	11 JUN 1994	1.71/5'7"	59.0/130	100m	10.99	10.92	10.99
						400m	49.27	48.93	49.27

Total athletes: 5



ENTRY LIST BY NUSF As of 22 AUG 2017

各代表團參賽名單

NUSF	Bib No	Name	Date of Birth	Height m/ft in	Weight kg/lbs	Event	Season Best	Personal Best	Qualifying Best
SLE - Sierra Leone									
	997	KAMARA Alimamy Harry	2 MAY 1992	1.69/5'7"	72.0/159	400m	47.09	47.09	47.09
						800m	1:46.79	1:46.79	1:46.79
	998	KAMARA Mohamed	12 SEP 1990	1.76/5'9"	75.0/165	110m Hurdles	14.90	14.90	14.90
	999	OTHMAN Mohamed Sahid	19 NOV 1996	1.70/5'7"	71.0/157	100m	10.62	10.62	10.62
						200m	21.66	21.66	21.66
	1000	TURAY Abass	12 JAN 1989	1.72/5'8"	89.0/196	High Jump	2.02	2.02	2.02

Total athletes: 4



ENTRY LIST BY NUSF As of 22 AUG 2017

各代表團參賽名單

NUSF	Bib No	Name	Date of Birth	Height m/ft in	Weight kg/lbs	Event	Season Best	Personal Best	Qualifying Best
SLO - Slovenia									
	1003	HRIBARSEK Peter	17 NOV 1992	1.81/5'11"	76.0/168	400m Hurdles	51.35	51.35	51.35
	1004	JAMNIK Jan	18 JAN 1996	1.77/5'10"	68.0/150	400m	48.95	48.95	48.95
						400m Hurdles	52.80	52.80	52.80
	1005	KNAP Kristof	25 JUN 1991	1.78/5'10"	82.0/181	200m			
						400m	50.08	49.45	50.08
	1006	KRAMBERGER Jan	7 FEB 1995	1.77/5'10"	79.0/174	100m	10.52	10.52	10.52
		SLOVENIA				4x100m Relay			
	1006	KRAMBERGER Jan	7 FEB 1995	1.77/5'10"	79.0/174				
	1003	HRIBARSEK Peter	17 NOV 1992	1.81/5'11"	76.0/168				
	1008	VRHUNEC Enej	1 OCT 1996	1.81/5'11"	82.0/181				
	1007	TICAR Ambroz	28 JUL 1996	1.93/6'4"	80.0/176	Pole Vault	5.01	5.10	5.01
	1008	VRHUNEC Enej	1 OCT 1996	1.81/5'11"	82.0/181	100m	10.65	10.65	10.65

Total athletes: 6



TAIPEI STADIUM
臺北田徑場

TAIPEI 2017
29th SUMMER UNIVERSIADE

ATHLETICS
田徑

MEN
男子



ENTRY LIST BY NUSF As of 22 AUG 2017

各代表團參賽名單

NUSF	Bib No	Name	Date of Birth	Height m/ft in	Weight kg/lbs	Event	Season Best	Personal Best	Qualifying Best
SRB - Serbia									
	1023	ANIC Lazar	14 DEC 1991			Long Jump	7.60	7.60	7.60
	1024	JOVANCEVIC Strahinja	28 FEB 1993			Long Jump	7.81	7.92	7.81
	1025	KIJANOVIC Aleksa	31 MAR 1997			100m	10.59	10.59	10.59
						200m	21.21	21.21	21.21
	1026	SAMAC Vedran	22 JAN 1990			Javelin	76.77	80.90	76.77

Total athletes: 4





ENTRY LIST BY NUSF As of 22 AUG 2017

各代表團參賽名單

NUSF	Bib No	Name	Date of Birth	Height m/ft in	Weight kg/lbs	Event	Season Best	Personal Best	Qualifying Best
SRI - Sri Lanka									
	1032	ABEYKOON JAYASUN O	8 SEP 1995	1.70/5'7"	51.0/112	1500m	4:05.66	3:57.00	4:05.66
	1035	DISANAYAKA MUDIY C	28 MAR 1993	1.71/5'7"	65.0/143	400m	49.29	49.29	49.29
	1036	GALOLU KANKANAMA D	15 APR 1994	1.78/5'10"	72.0/159	Long Jump	7.54	7.78	7.54
	1038	GANHEWYALAGE Charuka Kushant	19 JAN 1996	1.58/5'2"	48.0/106	800m	1:57.68	1:53.94	1:57.68
	1039	KOTTAHACHCHI Kavindu Araliya	20 APR 1994	1.78/5'10"	52.0/115	100m	11.11	10.81	11.11
	1041	NAWASINGHE MUDIY C	3 JAN 1992	1.68/5'6"	48.0/106	5000m	15:41.92	15:01.00	15:41.92
						10000m	32:10.00	30:50.00	32:10.00
	1042	NILaweera Akhila Imantha	6 DEC 1995	1.79/5'10"	76.0/168	110m Hurdles	15.08	15.06	15.08
						Long Jump	7.15	7.15	7.15
	1043	OLIDURAGE Ishan Lahiru Ar	16 APR 1995	1.69/5'7"	58.0/128	400m Hurdles	54.09	54.09	54.09
	1044	RANASINGHE R M Sumedha Jag	10 FEB 1991	1.82/6'0"	92.0/203	Javelin	75.20	83.04	75.20
		SRI LANKA				4x100m Relay	42.59		42.59
	1039	KOTTAHACHCHI K	20 APR 1994	1.78/5'10"	52.0/115				
	1042	NILaweera Akhila Imantha	6 DEC 1995	1.79/5'10"	76.0/168				
	1036	GALOLU KANKANAMA D	15 APR 1994	1.78/5'10"	72.0/159				
	1033	AGALAKADA ARACHC S	16 FEB 1996	1.70/5'7"	70.0/154				
	1040	KULARATHNA G	24 MAY 1991	1.72/5'8"	63.0/139				
		SRI LANKA				4x400m Relay	50.75		50.75
	1045	WIJESUNDARA MUDI S	3 AUG 1993	1.73/5'8"	62.0/137				
	1035	DISANAYAKA MUDIY C	28 MAR 1993	1.71/5'7"	65.0/143				
	1043	OLIDURAGE Ishan Lahiru Ar	16 APR 1995	1.69/5'7"	58.0/128				
	1037	GAMMAHELAGE V	12 NOV 1990	1.67/5'6"	58.0/128				
	1034	ATHAWUDA W. R. Gayashan	4 MAR 1993	1.69/5'7"	55.0/121				
	1045	WIJESUNDARA MUDI S	3 AUG 1993	1.73/5'8"	62.0/137	200m	22.37	22.37	22.37
						400m	48.63	48.00	48.63

Total athletes: 14



ENTRY LIST BY NUSF As of 22 AUG 2017

各代表團參賽名單

NUSF	Bib No	Name	Date of Birth	Height m/ft in	Weight kg/lbs	Event	Season Best	Personal Best	Qualifying Best
SUI - Switzerland									
	1053	ANGELELLA Daniele Ademore	12 MAR 1991			400m	46.88	46.88	46.88
	1054	BRAND Dany Andreas	23 FEB 1996			400m Hurdles	49.14	49.14	49.14
	1055	CLIVAZ Florian Pascal	30 SEP 1994			100m	10.38	10.38	10.38
	1056	HUWILER Thomas Gael Ant	29 SEP 1989			Half Marathon	1:05:53	1:05:53	1:05:53
	1057	LUTZ Silvan	17 OCT 1990			400m	46.86	46.86	46.86
	1058	MANCINI Pascal	18 APR 1989			100m	10.25	10.25	10.25
	1059	MFOMKPA Alain Herve	4 JUN 1996			400m Hurdles	50.77	50.77	50.77
	1060	MOUTHON Bastien	25 JUL 1994			200m	20.99	20.99	20.99
	1061	RAESS Jonas	8 MAR 1994			1500m	3:43.49	3:43.49	3:43.49
						5000m	13:57.98	13:57.98	13:57.98
	1062	RUETTIMANN Eric Laurent	7 DEC 1992			Half Marathon	1:05:42	1:05:42	1:05:42
		SWITZERLAND				4x100m Relay	39.11		39.11
	1058	MANCINI Pascal	18 APR 1989						
	1060	MOUTHON Bastien	25 JUL 1994						
	1064	WICKI Silvan	13 FEB 1995						
	1057	LUTZ Silvan	17 OCT 1990						
	1054	BRAND Dany Andreas	23 FEB 1996						
	1055	CLIVAZ Florian Pascal	30 SEP 1994						
		SWITZERLAND				4x400m Relay	3:09.18		3:09.18
	1060	MOUTHON Bastien	25 JUL 1994						
	1057	LUTZ Silvan	17 OCT 1990						
	1064	WICKI Silvan	13 FEB 1995						
	1054	BRAND Dany Andreas	23 FEB 1996						
	1053	ANGELELLA Daniele Ademore	12 MAR 1991						
	1059	MFOMKPA Alain Herve	4 JUN 1996						
	1063	ULLMANN Christopher Ant	21 AUG 1993			Long Jump	7.98	7.98	7.98
	1064	WICKI Silvan	13 FEB 1995			200m	20.70	20.70	20.70

Total athletes: 12



ENTRY LIST BY NUSF As of 22 AUG 2017

各代表團參賽名單

NUSF	Bib No	Name	Date of Birth	Height m/ft in	Weight kg/lbs	Event	Season Best	Personal Best	Qualifying Best
SVK - Slovakia									
	1075	BOTTLIK Jakub	30 MAR 1994			400m Hurdles	52.28	52.28	52.28
	1076	BUJNA Simon	27 DEC 1995			100m	10.64	10.64	10.64
						200m	21.67	21.67	21.67
	1077	CERNY Dominik	1 NOV 1997			20km Walk	1:27:41	1:27:41	1:27:41
	1078	DANAC Denis	6 MAY 1993			400m	47.35	47.35	47.35
	1079	DUREC Peter	12 SEP 1992			5000m	14:14.22	14:14.22	14:14.22
	1080	KRUZLIAK Tomas	9 FEB 1992			Hammer	69.83	69.94	69.83
		SLOVAKIA				4x100m Relay	40.62		40.62
	1085	VOLKO Jan	2 NOV 1996	1.78/5'10"	81.0/179				
	1081	MATUS Jakub	1 FEB 1996						
	1084	VESZELKA Tomas	9 JUL 1995						
	1082	TURCANI Roman	28 MAR 1990						
	1078	DANAC Denis	6 MAY 1993						
	1076	BUJNA Simon	27 DEC 1995						
	1083	URADNIK Miroslav	24 MAR 1996			20km Walk	1:28:43	1:25:24	1:28:43
	1084	VESZELKA Tomas	9 JUL 1995			Long Jump	7.71	7.71	7.71
						Triple Jump	16.63	16.63	16.63
	1085	VOLKO Jan	2 NOV 1996	1.78/5'10"	81.0/179	100m	10.15	10.15	10.15
						200m	20.33	20.33	20.33
	1086	ZMORAY Jan	16 MAY 1991			Pole Vault	5.20	5.32	5.20

Total athletes: 12



TAIPEI STADIUM
臺北田徑場

ATHLETICS
田徑



TAIPEI 2017
29th SUMMER UNIVERSIADE

MEN
男子

ENTRY LIST BY NUSF As of 22 AUG 2017
各代表團參賽名單

NUSF	Bib No	Name	Date of Birth	Height m/ft in	Weight kg/lbs	Event	Season Best	Personal Best	Qualifying Best
SWE - Sweden									
	1093	ENGHOLM Elmar Bjoern Lo	2 OCT 1992			800m	1:53.69	1:49.69	1:53.69
						1500m	3:44.51	3:42.10	3:44.51

Total athletes: 1





TAIPEI STADIUM
臺北田徑場

ATHLETICS
田徑



TAIPEI 2017
29th SUMMER UNIVERSIADE

MEN
男子

ENTRY LIST BY NUSF As of 22 AUG 2017

各代表團參賽名單

NUSF	Bib No	Name	Date of Birth	Height m/ft in	Weight kg/lbs	Event	Season Best	Personal Best	Qualifying Best
SWZ - Swaziland									
	1095	DLAMINI Benele Simphiwe	16 JAN 1993	1.72/5'8"	67.0/148	100m 200m	11.10 22.90	11.10 22.90	11.10 22.90

Total athletes: 1





TAIPEI STADIUM
臺北田徑場

ATHLETICS
田徑



TAIPEI 2017
29TH SUMMER UNIVERSIADE

MEN
男子

ENTRY LIST BY NUSF As of 22 AUG 2017

各代表團參賽名單

NUSF	Bib No	Name	Date of Birth	Height m/ft in	Weight kg/lbs	Event	Season Best	Personal Best	Qualifying Best
TAN - United Republic of Tanzania									
	1098	HOZZA Taratibu Machak	5 OCT 1990			100m	11.55	11.55	11.55
						200m	22.23	22.23	22.23

Total athletes: 1





ENTRY LIST BY NUSF As of 22 AUG 2017

各代表團參賽名單

NUSF	Bib No	Name	Date of Birth	Height m/ft in	Weight kg/lbs	Event	Season Best	Personal Best	Qualifying Best
THA - Thailand									
THAILAND						4x100m Relay	39.38		39.38
	1101	CHUANGCHAI Bandit	22 JUL 1993						
	1108	SATHOENGRAM Jaran	9 FEB 1993						
	1104	MEENAPRA Jirapong	11 MAY 1993						
	1105	NAMSUWAN Kritsada	9 FEB 1994						
	1109	SOWAN Ruttanapon	10 JAN 1994						
	1111	VEERAVONGRATANAS N	3 FEB 1997						
THAILAND						4x400m Relay	3:06.48		3:06.48
	1100	CHAMSRI Apisit	21 NOV 1994						
	1107	PLEENARAM Jirayu	9 FEB 1996						
	1106	PHOSRI Vitsanu	25 MAY 1998						
	1103	KONGKRAPHAN Nattapong	29 MAY 1998						
	1110	SUKKAEW Kunanon	30 SEP 1994						
	1102	KHANOM Nattapong	24 JUN 1994						

Total athletes: 12



ENTRY LIST BY NUSF As of 22 AUG 2017
各代表團參賽名單

NUSF	Bib No	Name	Date of Birth	Height m/ft in	Weight kg/lbs	Event	Season Best	Personal Best	Qualifying Best
TJK - Tajikistan									
	1124	ASHUROV Faridun	21 JUL 1991	1.99/6'6"	118.0/260	Shot Put	14.07	14.07	14.07
						Discus	52.00	52.00	52.00
	1125	MUSOEV Abdurauf	16 FEB 1996	1.95/6'5"	110.0/243	Hammer	62.19	72.17	62.19
	1126	USMANOV Shukhrat	9 OCT 1994	1.79/5'10"	69.0/152	200m	21.80	21.30	21.80
						400m	48.98	47.71	48.98
	1127	ZARIPOV Husniddin	26 NOV 1997	1.85/6'1"	70.0/154	High Jump	2.10	2.10	2.10

Total athletes: 4



ENTRY LIST BY NUSF As of 22 AUG 2017
各代表團參賽名單

NUSF	Bib No	Name	Date of Birth	Height m/ft in	Weight kg/lbs	Event	Season Best	Personal Best	Qualifying Best
TPE - Chinese Taipei									
	1129	CHEN Chieh	8 MAY 1992			400m Hurdles	49.54	49.05	49.54
	1130	CHEN Kuei-Ru	22 SEP 1993			110m Hurdles	13.62	13.62	13.62
	1131	CHEN Ping-Feng	18 SEP 1993			Half Marathon	1:10:51	1:08:27	1:10:51
	1132	CHENG Chao-Tsun	17 OCT 1993			Javelin	86.92	86.92	86.92
		CHINESE TAIPEI				4x100m Relay	39.27		39.27
	1133	CHENG Po-Yu	27 APR 1997						
	1128	CHEN Chia-Hsun	15 OCT 1991						
	1145	WEI Yi-Ching	5 JUL 1998						
	1146	WU Erchang	27 MAR 1999						
	1148	YANG Chun-Han	1 JAN 1997						
	1151	YEH Shou-Po	3 MAR 1999						
		CHINESE TAIPEI				4x400m Relay	3:07.29		3:07.29
	1144	WANG Wei-Hsu	12 OCT 1996						
	1152	YU Chen-Yi	30 DEC 1996						
	1137	LAI Kuan-Yu	10 SEP 1998						
	1129	CHEN Chieh	8 MAY 1992						
	1149	YANG Lung-Hsiang	13 SEP 1996						
	1153	YU Chia-Hsuan	22 JAN 1995						
		CHINESE TAIPEI				Team Half Marathon			
	1134	CHOU Ting-Yin	7 JUL 1991			Half Marathon	1:07:03	1:07:03	1:07:03
	1135	HSIANG Chun-Hsien	4 SEP 1993			High Jump	2.24	2.29	2.24
	1136	HUANG Shih-Feng	2 MAR 1992			Javelin	82.57	83.82	82.57
	1138	LEE Kuei-Lung	16 SEP 1992			Triple Jump	15.85	16.14	15.85
	1139	LIN Chia-Hao	3 JUN 1995			Long Jump	7.78	7.78	7.78
	1140	LIN Hung-Min	7 SEP 1990			Long Jump	8.10	8.10	8.10
	1141	LIN You-Ting	5 SEP 1993			Shot Put	17.70	17.70	17.70
	1142	TENG Hsin-Chuan	28 JUN 1996			Half Marathon	1:10:29	1:07:58	1:10:29
	1143	WANG Cheng-Yuan	9 OCT 1996			Decathlon	6347	6795	6347
	1147	WU Jhou-Wei	8 MAR 1995			Hammer	62.84	62.84	62.84
	1148	YANG Chun-Han	1 JAN 1997			100m	10.22	10.22	10.22
						200m	20.66	20.53	20.66
	1149	YANG Lung-Hsiang	13 SEP 1996			400m	46.73	46.73	46.73
	1150	YANG Wei-Ting	22 SEP 1994			110m Hurdles	13.57	13.57	13.57
	1151	YEH Shou-Po	3 MAR 1999			200m	21.14	21.14	21.14
	1153	YU Chia-Hsuan	22 JAN 1995			400m Hurdles	49.93	49.93	49.93

Total athletes: 26



ENTRY LIST BY NUSF As of 22 AUG 2017
各代表團參賽名單

NUSF	Bib No	Name	Date of Birth	Height m/ft in	Weight kg/lbs	Event	Season Best	Personal Best	Qualifying Best
TTO - Trinidad and Tobago									
	1175	ALFRED Darren Quaw	28 AUG 1996	1.77/5'10"	64.0/141	400m	46.73	46.73	46.73
	1176	BALLANTYNE Micah Anrian	14 APR 1995	1.72/5'8"	65.0/143	100m	10.46	10.46	10.46
	1177	MORAIN Moriba Joseph	8 OCT 1992	1.83/6'0"	76.0/168	100m	10.09	10.09	10.09
	1178	TELESFORD Dan Neil Javan	9 SEP 1990	1.83/6'0"	77.0/170	200m	20.80	20.80	20.80
		TRINIDAD and TOBAGO				4x100m Relay	39.44		39.44
	1178	TELESFORD Dan Neil Javan	9 SEP 1990	1.83/6'0"	77.0/170				
	1177	MORAIN Moriba Joseph	8 OCT 1992	1.83/6'0"	76.0/168				
	1176	BALLANTYNE Micah Anrian	14 APR 1995	1.72/5'8"	65.0/143				
	1175	ALFRED Darren Quaw	28 AUG 1996	1.77/5'10"	64.0/141				

Total athletes: 4



ENTRY LIST BY NUSF As of 22 AUG 2017
各代表團參賽名單

NUSF	Bib No	Name	Date of Birth	Height m/ft in	Weight kg/lbs	Event	Season Best	Personal Best	Qualifying Best
TUR - Turkey									
	1180	ALICI Yusuf	7 APR 1991			Half Marathon	1:05:12	1:05:12	1:05:12
	1181	ALTINTAS Batuhan	28 APR 1996			400m	45.85	45.85	45.85
	1182	ATES Levent	20 MAR 1991			800m	1:49.10	1:48.78	1:49.10
						1500m	3:40.26	3:39.77	3:40.26
	1183	BALTACI Ozkan	13 FEB 1994			Hammer	75.53	75.77	75.53
	1184	DEMIR Alper	6 JAN 1990			Half Marathon	1:04:14	1:04:14	1:04:14
	1185	GUNEN Vedat	15 AUG 1989			Half Marathon	1:04:42	1:04:26	1:04:42
	1186	KULAKSIZ Alper	6 APR 1992			Long Jump	7.84	7.86	7.84
	1187	ONCEL Emin	1 MAY 1997			Javelin	80.20	80.20	80.20
	1188	OZDEMIR Ramazan	6 JUL 1991			5000m	13:37.68	13:37.68	13:37.68
						10000m	31:05.14	31:05.14	31:05.14
	1189	OZDEVECI Osman Can	23 AUG 1995			Shot Put	19.88	19.88	19.88
	1190	SAFER Izzet	10 JUL 1990			100m	10.48	10.37	10.48
						200m	21.16	20.86	21.16
	1191	TASDEMIR Aykut	20 JAN 1991			Half Marathon	1:05:30	1:04:52	1:05:30
		TURKEY				Team Half Marathon			
	1192	YILDIRIMCI Sabahattin	25 MAR 1994			Half Marathon	1:05:38	1:05:38	1:05:38

Total athletes: 13



TAIPEI STADIUM
臺北田徑場

TAIPEI 2017
29th SUMMER UNIVERSIADE

ATHLETICS
田徑

MEN
男子



ENTRY LIST BY NUSF As of 22 AUG 2017

各代表團參賽名單

NUSF	Bib No	Name	Date of Birth	Height m/ft in	Weight kg/lbs	Event	Season Best	Personal Best	Qualifying Best
------	--------	------	---------------	----------------	---------------	-------	-------------	---------------	-----------------

UAE - United Arab Emirates

1205	ALAMERI	Ahmed Mohamed A	8 JAN 1999			Triple Jump	15.98	16.23	15.98
------	---------	-----------------	------------	--	--	-------------	-------	-------	-------

Total athletes: 1





ENTRY LIST BY NUSF As of 22 AUG 2017
各代表團參賽名單

NUSF	Bib No	Name	Date of Birth	Height m/ft in	Weight kg/lbs	Event	Season Best	Personal Best	Qualifying Best
UGA - Uganda									
	1206	ADOME Pius	9 JAN 1993	1.79/5'10"	69.0/152	100m	10.66	10.66	10.66
						200m	20.81	20.81	20.81
	1207	BAHATI Sadic	30 NOV 1992			5000m	14:15.70	14:15.70	14:15.70
						10000m	29:55.70	29:55.70	29:55.70
						Half Marathon	1:04:54	1:04:54	1:04:54
	1208	BINGI Daniel	2 APR 1990	1.75/5'9"	72.0/159	400m	47.54	47.21	47.54
	1209	KATEREGGA John	5 MAY 1994	1.63/5'4"	55.0/121	5000m	14:14.03	14:14.03	14:14.03
						10000m	29:02.01	20:02.01	29:02.01
						Half Marathon	1:04:01	1:04:01	1:04:01
	1210	MIGADDE Kenneth	9 NOV 1993			10000m	30:29.30	30:29.30	30:29.30
						Half Marathon	1:10:11	1:10:11	1:10:11
	1211	OKELLO Robert	4 JAN 1994			Javelin	60.63	60.63	60.63
	1212	OKETAYOT Francis	31 OCT 1995			100m	10.50	10.60	10.50
						Long Jump			
	1213	OKOT Benson	31 DEC 1996			200m	21.34	21.34	21.34
						400m	48.23	48.23	48.23
	1214	ONGOM Timothy Ambrose	10 MAR 1994			800m	1:53.21	1:51.20	1:53.21
						1500m	3:55.04	3:55.04	3:55.04
						Half Marathon	1:05:01	1:05:01	1:05:01
	1215	TURIHOHABWE Fortunate	1 JUL 1993	1.54/5'1"	54.0/119	800m	1:54.01	1:54.01	1:54.01
						1500m	3:56.46	3:56.46	3:56.46
						Half Marathon	1:12:00	1:12:00	1:12:00
		UGANDA				Team Half Marathon			

Total athletes: 10



ENTRY LIST BY NUSF As of 22 AUG 2017

各代表團參賽名單

NUSF	Bib No	Name	Date of Birth	Height m/ft in	Weight kg/lbs	Event	Season Best	Personal Best	Qualifying Best
UKR - Ukraine									
	1222	BANZERUK Ivan	9 FEB 1990			20km Walk	1:22:40	1:22:40	1:22:40
	1223	GLAVAN Igor	25 SEP 1990			20km Walk	1:21:59	1:21:59	1:21:59
	1224	GUTSOL Ievgen	13 MAY 1990			800m	1:48.26	1:48.26	1:48.26
	1225	HRECHKOVSKYI Andrii	30 AUG 1993			20km Walk	1:22:57	1:22:57	1:22:57
	1228	LITANIUK Valerii	2 APR 1994			20km Walk	1:26:03	1:26:03	1:26:03
	1229	MALYKHIN Vladyslav	15 JAN 1998			Pole Vault	5.70	5.70	5.70
	1233	REHEDA Serhii	6 FEB 1994			Hammer	74.42	74.42	74.42
	1234	REZANOV Oleksandr	23 DEC 1997			Long Jump	7.63	7.63	7.63
		UKRAINE				Team 20km Walk			

Total athletes: 8



ENTRY LIST BY NUSF As of 22 AUG 2017

各代表團參賽名單

NUSF	Bib No	Name	Date of Birth	Height m/ft in	Weight kg/lbs	Event	Season Best	Personal Best	Qualifying Best
USA - United States of America									
	1257	ANDERSON KAAPA Drevan Kaleolan	24 JAN 1992			800m	1:52.98	1:49.06	1:52.98
	1258	BARRAZA Brian Arthur	16 MAY 1995			5000m	13:52.00	13:52.00	13:52.00
	1259	BLAIR Coy Justin	10 JUN 1994			Shot Put	20.14	20.14	20.14
	1260	BROWN Curtis De'sean	14 MAR 1995			200m	21.23	21.04	21.23
	1261	BURRELL Cameron Malik	11 SEP 1994			100m	9.93	9.93	9.93
	1262	CARODINE JR Tony	18 JUN 1994			Triple Jump	15.79	16.26	15.79
	1299	CLARKE Jordan Shaquill	17 FEB 1994			400m	46.90	46.90	46.90
	1263	COLLINS Le Shon Jabre	11 DEC 1993			100m	10.00	10.00	10.00
	1264	CORNELIUS Cameron Bailey	13 JAN 1995			Shot Put	18.88	18.88	18.88
	1265	DICKERSON Antwan	18 FEB 1994			Long Jump	7.85	7.85	7.85
	1266	JAGERS III Reginald Louis	13 AUG 1994			Discus	66.22	66.22	66.22
	1267	LATTIN Amere Davion	12 JUL 1997			110m Hurdles	13.73	13.53	13.73
	1269	MARTIN Jacarias Terrez	14 JAN 1996			200m	20.49	20.49	20.49
		UNITED STATES of AMERICA				4x100m Relay	38.34		38.34
	1260	BROWN Curtis De'sean	14 MAR 1995						
	1263	COLLINS Le Shon Jabre	11 DEC 1993						
	1268	LEWIS III John Lee	2 SEP 1996						
	1271	WILSON O'shea Leron	27 OCT 1994						
	1269	MARTIN Jacarias Terrez	14 JAN 1996						
	1267	LATTIN Amere Davion	12 JUL 1997						
		UNITED STATES of AMERICA				4x400m Relay	3:04.38		3:04.38
	1270	MONTGOMERY K	16 AUG 1997						
	1260	BROWN Curtis De'sean	14 MAR 1995						
	1267	LATTIN Amere Davion	12 JUL 1997						
	1299	CLARKE Jordan Shaquill	17 FEB 1994						
	1263	COLLINS Le Shon Jabre	11 DEC 1993						
	1261	BURRELL Cameron Malik	11 SEP 1994						
	1271	WILSON O'shea Leron	27 OCT 1994			Long Jump	7.86	7.86	7.86

Total athletes: 16



TAIPEI STADIUM
臺北田徑場

ATHLETICS
田徑



TAIPEI 2017
29th SUMMER UNIVERSIADE

MEN
男子

ENTRY LIST BY NUSF As of 22 AUG 2017
各代表團參賽名單

NUSF	Bib No	Name	Date of Birth	Height m/ft in	Weight kg/lbs	Event	Season Best	Personal Best	Qualifying Best
VIE - Vietnam									
	1286	VO Ngoc Huy	10 AUG 1997			100m	10.67	10.67	10.67
						200m	21.20	21.70	21.20

Total athletes: 1





ENTRY LIST BY NUSF As of 22 AUG 2017
各代表團參賽名單

NUSF	Bib No	Name	Date of Birth	Height m/ft in	Weight kg/lbs	Event	Season Best	Personal Best	Qualifying Best
ZAM - Zambia									
	1288	CHABALA Obrey	12 MAY 1997			400m	49.48	49.48	49.48
						Triple Jump	12.73	12.73	12.73
	1290	SHIMUKOWA Charles	21 JAN 1995			400m	46.68	46.68	46.68
	1291	SILWIMBA Edgar	6 SEP 1994			100m	10.89	10.89	10.89
						200m	22.88	22.88	22.88
	1292	SIYOTO Siyambango	28 AUG 1996			5000m	13:02.00	13:02.00	13:02.00
						10000m	20:04.12	20:04.12	20:04.12
		ZAMBIA				4x400m Relay	3:16.85		3:16.85
	1290	SHIMUKOWA Charles	21 JAN 1995						
	1291	SILWIMBA Edgar	6 SEP 1994						
	1288	CHABALA Obrey	12 MAY 1997						
	1289	KAMBIAMBIA Andrew	8 JUL 1994						
	1292	SIYOTO Siyambango	28 AUG 1996						

Total athletes: 5



ENTRY LIST BY NUSF As of 22 AUG 2017

各代表團參賽名單

NUSF	Bib No	Name	Date of Birth	Height m/ft in	Weight kg/lbs	Event	Season Best	Personal Best	Qualifying Best
------	--------	------	---------------	----------------	---------------	-------	-------------	---------------	-----------------

ZIM - Zimbabwe

1296	DUBE Dumezweni Dexte	27 MAR 1992				Triple Jump	14.90	15.62	14.90
1297	MUWISHI Gerren	19 MAR 1994	1.84/6'0"	79.0/174	100m	10.66	10.48	10.66	
					200m	21.48	21.32	21.48	
1298	SHAVA Ushe	18 OCT 1993	1.72/5'8"	62.0/137	100m	10.83	10.75	10.83	

Total athletes: 3



TAIPEI STADIUM
臺北田徑場

ATHLETICS
田徑



TAIPEI 2017
29th SUMMER UNIVERSIADE

WOMEN
女子

ENTRY LIST BY NUSF As of 22 AUG 2017
各代表團參賽名單

NUSF	Bib No	Name	Date of Birth	Height m/ft in	Weight kg/lbs	Event	Season Best	Personal Best	Qualifying Best
------	--------	------	---------------	----------------	---------------	-------	-------------	---------------	-----------------

AHO - Curaçao

	2	EISDEN Shardiela	7 MAY 1997			Heptathlon	4204	4204	4204
--	---	------------------	------------	--	--	------------	------	------	------

Total athletes: 1





TAIPEI STADIUM
臺北田徑場

TAIPEI 2017
29TH SUMMER UNIVERSIADE

ATHLETICS
田徑

WOMEN
女子



ENTRY LIST BY NUSF As of 22 AUG 2017

各代表團參賽名單

NUSF	Bib No	Name	Date of Birth	Height m/ft in	Weight kg/lbs	Event	Season Best	Personal Best	Qualifying Best
------	--------	------	---------------	----------------	---------------	-------	-------------	---------------	-----------------

ALB - Albania

	4	URSHINI Iveta	28 JAN 1998	1.70/5'7"	60.0/132	100m	12.33	12.33	12.33
--	---	---------------	-------------	-----------	----------	------	-------	-------	-------

Total athletes: 1





TAIPEI STADIUM
臺北田徑場

ATHLETICS
田徑



TAIPEI 2017
29th SUMMER UNIVERSIADE

WOMEN
女子

ENTRY LIST BY NUSF As of 22 AUG 2017

各代表團參賽名單

NUSF	Bib No	Name	Date of Birth	Height m/ft in	Weight kg/lbs	Event	Season Best	Personal Best	Qualifying Best
------	--------	------	---------------	----------------	---------------	-------	-------------	---------------	-----------------

ALG - Algeria

	17	BELABIOD Tahani Roumaiss	28 FEB 1991	1.80/5'11"	73.0/161	Long Jump	6.47	6.47	6.47
	18	HADDAR Dihia	29 APR 1995	1.60/5'3"	52.0/115	800m	2:05.45	2:05.45	2:05.45
						400m Hurdles	55.23	55.23	55.23
	19	LARIBI Faten	29 MAR 1998	1.65/5'5"	51.0/112	800m	2:07.23	2:07.23	2:07.23

Total athletes: 3





ENTRY LIST BY NUSF As of 22 AUG 2017

各代表團參賽名單

NUSF	Bib No	Name	Date of Birth	Height m/ft in	Weight kg/lbs	Event	Season Best	Personal Best	Qualifying Best
ARG - Argentina									
	26	ARMADA Ailen	3 OCT 1998	1.78/5'10"	85.0/187	Discus	55.51	55.51	55.51
	27	CASSETTA Belen Adaluz	26 SEP 1994	1.62/5'4"	53.0/117	3000m Steeplechase	9:45.69	9:42.93	9:45.69
	28	CHIAPPE Y MADSEN Fiorella	1 JAN 1996	1.74/5'9"	58.0/128	Heptathlon	5815	5815	5815
	29	CHIARAVIGLIO Valeria	9 APR 1989	1.78/5'10"	62.0/137	Pole Vault	4.15	4.20	4.15
	30	GOMEZ Daniela Ayelen	24 AUG 1993	1.71/5'7"	64.0/141	Hammer	59.18	59.18	59.18
	31	MARTINEZ Noelia Anahi	20 JAN 1996	1.67/5'6"	58.0/128	200m 400m	24.18 54.29	24.18 54.29	24.18 54.29

Total athletes: 6



ENTRY LIST BY NUSF As of 22 AUG 2017
各代表團參賽名單

NUSF	Bib No	Name	Date of Birth	Height m/ft in	Weight kg/lbs	Event	Season Best	Personal Best	Qualifying Best
AUS - Australia									
		AUSTRALIA				4x100m Relay	45.59		45.59
	64	HEDDING Elizabeth Megan	4 MAR 1996						
	65	JENNEKE Michelle Amy	23 JUN 1993						
	71	O'GRADY Gabriella Julie	18 FEB 1997						
	72	PASTERNATSKY Larissa	11 DEC 1991						
	61	EVERETT Jasmine Cherayn	17 SEP 1991						
	60	CLAY Elizabeth Anne	9 MAY 1995						
		AUSTRALIA				4x400m Relay	3:28.80		3:28.80
	55	BARTHOLOMEW Alexandra Joy	8 DEC 1994						
	67	KEIR Alicia Jane	19 MAR 1991						
	71	O'GRADY Gabriella Julie	18 FEB 1997						
	75	STAFFORD Jessie Catherin	24 JUN 1995						
	76	STOREY Lora Marian	19 OCT 1989						
	72	PASTERNATSKY Larissa	11 DEC 1991						
	56	BATT-DOYLE Isobel Mary	14 SEP 1995			10000m	33:35.19	33:35.19	33:35.19
	57	BROOKS Kathryn Nicole	11 NOV 1997			Javelin	54.54	54.54	54.54
	58	BURNETT Alysha Jane	4 JAN 1997			Heptathlon	5817	5817	5817
	59	CAMPBELL Paige Elizabeth	27 JUN 1996			3000m Steeplechase	10:03.00	10:03.00	10:03.00
	60	CLAY Elizabeth Anne	9 MAY 1995			100m Hurdles	13.36	13.36	13.36
	62	GOLLSHEWSKY Taryn Linley	18 MAY 1993			Discus	59.94	60.27	59.94
	63	GRIFFITH Georgia Helen	5 DEC 1996			800m	2:00.90	2:00.90	2:00.90
	65	JENNEKE Michelle Amy	23 JUN 1993			100m Hurdles	12.99	12.82	12.99
	66	JOYE Hannah Catherin	4 JAN 1996			High Jump	1.88	1.92	1.88
	68	LITTLE Mackenzie Patri	22 DEC 1996			Javelin	55.60	57.60	55.60
	69	MCDERMOTT Nicola Lauren	28 DEC 1996			High Jump	1.85	1.88	1.85
	70	NIELSEN Lara Louise	19 DEC 1992			Hammer	66.90	66.90	66.90
	73	PICKLES Jessica Ashleig	9 FEB 1994			20km Walk	1:37	1:37	1:37
	74	RADFORD Stella Louise	25 JUN 1995			3000m Steeplechase	9:56.47	9:56.47	9:56.47

Total athletes: 22



ENTRY LIST BY NUSF As of 22 AUG 2017
各代表團參賽名單

NUSF	Bib No	Name	Date of Birth	Height m/ft in	Weight kg/lbs	Event	Season Best	Personal Best	Qualifying Best
AUT - Austria									
	80	BENDRAT Stephanie	5 MAR 1991	1.64/5'5"	52.0/115	100m Hurdles	13.11	13.11	13.11
	81	HUDSON Victoria	28 MAY 1996	1.69/5'7"	64.0/141	Javelin	58.34	58.34	58.34
	82	KLEISER Viola	13 NOV 1990	1.78/5'10"	71.0/157	100m	11.51	11.51	11.51
						200m	23.66	23.66	23.66
	83	PREINER Verena	1 FEB 1995	1.77/5'10"	65.0/143	Heptathlon	6232	6232	6232

Total athletes: 4



TAIPEI STADIUM
臺北田徑場

ATHLETICS
田徑



TAIPEI 2017
29th SUMMER UNIVERSIADE

WOMEN
女子

ENTRY LIST BY NUSF As of 22 AUG 2017
各代表團參賽名單

NUSF	Bib No	Name	Date of Birth	Height m/ft in	Weight kg/lbs	Event	Season Best	Personal Best	Qualifying Best
------	--------	------	---------------	----------------	---------------	-------	-------------	---------------	-----------------

AZE - Azerbaijan

	85	SKYDAN Hanna	14 MAY 1992	1.83/6'0"	101.0/223	Hammer	75.29	75.29	75.29
--	----	--------------	-------------	-----------	-----------	--------	-------	-------	-------

Total athletes: 1





ENTRY LIST BY NUSF As of 22 AUG 2017

各代表團參賽名單

NUSF	Bib No	Name	Date of Birth	Height m/ft in	Weight kg/lbs	Event	Season Best	Personal Best	Qualifying Best
BEL - Belgium									
	91	BOLINGO MBONGO Cynthia	12 JAN 1993			200m	23.41	23.11	23.41
	92	DAUWENS Axelle	1 DEC 1990			400m Hurdles	56.75	55.56	56.75
	93	DE RYCK Aurelie	17 DEC 1992			Pole Vault	4.28	4.28	4.28
	94	DE VOCHT Elien	18 JUL 1995			Pole Vault	4.21	4.21	4.21
	95	VAN PUYVELDE Margo	21 DEC 1995			400m Hurdles	57.05	57.05	57.05
	96	VIDTS Noor	30 MAY 1996			Heptathlon	5851	5851	5851

Total athletes: 6



TAIPEI STADIUM
臺北田徑場

TAIPEI 2017
29TH SUMMER UNIVERSIADE

ATHLETICS
田徑

WOMEN
女子



ENTRY LIST BY NUSF As of 22 AUG 2017
各代表團參賽名單

NUSF	Bib No	Name	Date of Birth	Height m/ft in	Weight kg/lbs	Event	Season Best	Personal Best	Qualifying Best
BLR - Belarus									
	105	HERMAN Elvira	9 JAN 1997	1.68/5'6"	56.0/123	100m Hurdles	12.95	12.85	12.95
	106	KOLB Viktoryia	26 OCT 1993	1.82/6'0"	98.0/216	Shot Put	17.71	17.71	17.71
	107	MALYSHCHYK Hanna	4 FEB 1994	1.76/5'9"	93.0/205	Hammer	74.94	74.94	74.94
	108	ZHUK Iryna	26 JAN 1993	1.66/5'5"	57.0/126	Pole Vault	4.60	4.60	4.60

Total athletes: 4





TAIPEI STADIUM
臺北田徑場

ATHLETICS
田徑



TAIPEI 2017
29th SUMMER UNIVERSIADE

WOMEN
女子

ENTRY LIST BY NUSF As of 22 AUG 2017
各代表團參賽名單

NUSF	Bib No	Name	Date of Birth	Height m/ft in	Weight kg/lbs	Event	Season Best	Personal Best	Qualifying Best
BOL - Bolivia									
	109	CORNEJO ALIAGA Claudia Alejand	23 JUL 1989	1.68/5'6"	56.0/123	10000m Half Marathon	35:15.35 1:17:53	35:15.35 1:16:55	35:15.35 1:17:53

Total athletes: 1





TAIPEI STADIUM
臺北田徑場

ATHLETICS
田徑



TAIPEI 2017
29th SUMMER UNIVERSIADE

WOMEN
女子

ENTRY LIST BY NUSF As of 22 AUG 2017

各代表團參賽名單

NUSF	Bib No	Name	Date of Birth	Height m/ft in	Weight kg/lbs	Event	Season Best	Personal Best	Qualifying Best
BOT - Botswana									
BOTSWANA						4x100m Relay			
	114	CHILUME Titose	16 NOV 1993	1.71/5'7"	67.0/148				
	115	MOLAPISI Ontiretse	18 JAN 1995	1.69/5'7"	54.0/119				
	116	MONWA Amantle Hazel	10 AUG 1996	1.69/5'7"	52.0/115				
	117	SEBELE Tsaone Bakani	27 OCT 1993	1.65/5'5"	52.0/115				
	114	CHILUME Titose	16 NOV 1993	1.71/5'7"	67.0/148	Long Jump	5.81	5.83	5.81
						Triple Jump	12.70	12.40	12.70
	115	MOLAPISI Ontiretse	18 JAN 1995	1.69/5'7"	54.0/119	100m	12.07	12.07	12.07
						200m	24.24	24.24	24.24
	116	MONWA Amantle Hazel	10 AUG 1996	1.69/5'7"	52.0/115	400m	1:56.00	1:02.58	1:56.00
	117	SEBELE Tsaone Bakani	27 OCT 1993	1.65/5'5"	52.0/115	100m	11.68	11.48	11.68
						200m	23.86	23.70	23.86

Total athletes: 4





ENTRY LIST BY NUSF As of 22 AUG 2017

各代表團參賽名單

NUSF	Bib No	Name	Date of Birth	Height m/ft in	Weight kg/lbs	Event	Season Best	Personal Best	Qualifying Best
BRA - Brazil									
		BRAZIL				4x400m Relay	3:45.40		3:45.40
	137	FERREIRA DA SILVA July	27 OCT 1994	1.63/5'4"	52.0/115				
	135	DA SILVA Tatiane Raquel	10 JUN 1990	1.75/5'9"	57.0/126				
	134	CHEFER SPINOLA Vanessa	5 MAR 1990	1.77/5'10"	70.0/154				
	136	DOS SANTOS SILVA Valdilene	18 DEC 1991	1.59/5'3"	43.0/95				
	134	CHEFER SPINOLA Vanessa	5 MAR 1990	1.77/5'10"	70.0/154	Heptathlon	5812	6188	5812
	135	DA SILVA Tatiane Raquel	10 JUN 1990	1.75/5'9"	57.0/126	1500m	4:31.07	4:19.05	4:31.07
						3000m Steeplechase	9:53.67	9:46.86	9:53.67
	136	DOS SANTOS SILVA Valdilene	18 DEC 1991	1.59/5'3"	43.0/95	Half Marathon	1:15:53	1:14:38	1:15:53
	137	FERREIRA DA SILVA July	27 OCT 1994	1.63/5'4"	52.0/115	1500m	4:14.30	4:14.30	4:14.30
	138	MARCELINO Mariana Grasiel	16 JUL 1992	1.70/5'7"	84.0/185	Hammer	67.02	67.02	67.02
	139	NISIMURA LORENZON D. M.	26 MAR 1994	1.74/5'9"	81.0/179	Javelin	59.03	59.03	59.03
	140	TORRES GONCALVES DI Rafaela	27 NOV 1991	1.66/5'5"	67.0/148	Javelin	57.74	57.74	57.74

Total athletes: 7



ENTRY LIST BY NUSF As of 22 AUG 2017
各代表團參賽名單

NUSF	Bib No	Name	Date of Birth	Height m/ft in	Weight kg/lbs	Event	Season Best	Personal Best	Qualifying Best
BUL - Bulgaria									
	142	MINKINA Dilyana Venelin	6 JAN 1997			1500m	4:29.00	4:21.00	4:29.00
	143	MITKOVA Milena Krasimir	26 JAN 1990			Long Jump	6.41	6.45	6.41
	144	PETKOVA Renata Tsankova	21 NOV 1995			Discus	51.09	51.09	51.09

Total athletes: 3



TAIPEI STADIUM
臺北田徑場

ATHLETICS
田徑



TAIPEI 2017
29th SUMMER UNIVERSIADE

WOMEN
女子

ENTRY LIST BY NUSF As of 22 AUG 2017
各代表團參賽名單

NUSF	Bib No	Name	Date of Birth	Height m/ft in	Weight kg/lbs	Event	Season Best	Personal Best	Qualifying Best
------	--------	------	---------------	----------------	---------------	-------	-------------	---------------	-----------------

BUR - Burkina Faso

	148	KOALA Christiane Yasm	8 MAR 1994			Heptathlon	6210	6230	6210
--	-----	-----------------------	------------	--	--	------------	------	------	------

Total athletes: 1





TAIPEI STADIUM
臺北田徑場



ATHLETICS
田徑

WOMEN
女子



ENTRY LIST BY NUSF As of 22 AUG 2017
各代表團參賽名單

NUSF	Bib No	Name	Date of Birth	Height m/ft in	Weight kg/lbs	Event	Season Best	Personal Best	Qualifying Best
CAF - Central African Republic									
	149	NDARATA Prestige	23 NOV 1997			100m	12.06	12.06	12.06
						200m	27.37	27.37	27.37

Total athletes: 1





TAIPEI STADIUM
臺北田徑場

ATHLETICS
田徑



TAIPEI 2017
29TH SUMMER UNIVERSIADE

WOMEN
女子

ENTRY LIST BY NUSF As of 22 AUG 2017

各代表團參賽名單

NUSF	Bib No	Name	Date of Birth	Height m/ft in	Weight kg/lbs	Event	Season Best	Personal Best	Qualifying Best
CAN - Canada									
	175	AUBRY Rachel	18 MAY 1990			800m	2:03.25	2:01.56	2:03.25
	176	BALKWILL Kelsey Ellen	19 SEP 1992			400m Hurdles	57.65	56.80	57.65
	177	BONE Robin Arlene	13 FEB 1994			Pole Vault	4.15	4.22	4.15
	CANADA					4x100m Relay			
	196	THEVENIN Tijuana Kxante	7 SEP 1996						
	197	WALKEDEN Leah Janine	10 FEB 1993						
	199	WESTNEY Jellisa S	6 OCT 1993						
	194	STIVERNE Aiyanna Brigitt	20 FEB 1995						
	185	MAXWELL Nyoka Shondy Pe	7 APR 1997						
	183	LATRACE Sandra Diane	10 MAR 1997						
	CANADA					4x400m Relay	3:36.48		3:36.48
	197	WALKEDEN Leah Janine	10 FEB 1993						
	185	MAXWELL Nyoka Shondy Pe	7 APR 1997						
	194	STIVERNE Aiyanna Brigitt	20 FEB 1995						
	176	BALKWILL Kelsey Ellen	19 SEP 1992						
	198	WESTAWAY Jenna Rae Eilee	19 JUN 1994						
	190	POWELL Micha	12 JAN 1995						
	178	CREW Brittany Ann Ni	6 MAR 1994			Shot Put	18.58	18.58	18.58
	179	EDWARDS Karelle	30 MAR 1990			100m Hurdles	13.21	13.21	13.21
	180	ESSER Agnes Rachel	22 AUG 1995			Discus	57.02	57.91	57.02
						Hammer	61.66	61.66	61.66
	181	HUGGINS Dallyssa Jeline	31 OCT 1998			Heptathlon	5307	5308	5307
	182	LALONDE Genevieve Lynn	5 SEP 1991			3000m Steeplechase	9:29.00	9:29.00	9:29.00
	183	LATRACE Sandra Diane	10 MAR 1997			Long Jump	6.19	6.19	6.19
	184	MACPHERSON Sarah	8 MAY 1991			1500m	4:09.90	4:09.90	4:09.90
	185	MAXWELL Nyoka Shondy Pe	7 APR 1997			200m	23.64	23.64	23.64
	186	MERCURIO Angela Marie	7 APR 1996			Triple Jump	13.38	13.38	13.38
	187	MITTON Sarah Dawn	20 JUN 1996			Shot Put	16.16	16.16	16.16
	188	OCONNELL Jessica Marie	10 FEB 1989			5000m	15:16.79	15:06.44	15:16.79
	189	UDENAARDEN Nicole Corrie	14 JAN 1994			Heptathlon	5927	5927	5927
	190	POWELL Micha	12 JAN 1995			400m	52.15	51.97	52.15
	191	PRYKE Ashley Elizabet	7 JUL 1997			Javelin	56.93	56.93	56.93
	192	RIDOUT Paige Ashley	18 SEP 1992			Pole Vault	4.25	4.25	4.25
	193	SPRINGER Jaimee Lynn	21 FEB 1992			Javelin	54.40	54.40	54.40
	194	STIVERNE Aiyanna Brigitt	20 FEB 1995			400m	52.00	52.00	52.00
	195	SUMNER Claire Ann	10 MAR 1995			10000m	33:47.76	33:47.76	33:47.76
	196	THEVENIN Tijuana Kxante	7 SEP 1996			100m Hurdles	13.27	13.27	13.27
	197	WALKEDEN Leah Janine	10 FEB 1993			100m	11.65	11.64	11.65
	198	WESTAWAY Jenna Rae Eilee	19 JUN 1994			800m	2:02.78	2:01.89	2:02.78
	199	WESTNEY Jellisa S	6 OCT 1993			100m	11.68	11.48	11.68
	200	YEE Regan Leanne Ga	4 JUL 1995			1500m	4:09.29	4:09.29	4:09.29

Total athletes: 26





TAIPEI STADIUM
臺北田徑場

ATHLETICS
田徑



TAIPEI 2017
29th SUMMER UNIVERSIADE

WOMEN
女子

ENTRY LIST BY NUSF As of 22 AUG 2017
各代表團參賽名單

NUSF	Bib No	Name	Date of Birth	Height m/ft in	Weight kg/lbs	Event	Season Best	Personal Best	Qualifying Best
CHI - Chile									
	206	DUCO SOLER Natalia	31 JAN 1989	1.77/5'10"	99.0/218	Shot Put	17.00	18.80	17.00
	207	GALLARDO CRUCHET Ivana Xennia	20 JUL 1993			Shot Put	15.81	16.62	15.81
						Discus	52.40	54.46	52.40
	208	JIMENEZ IBACACHE Isidora Andrea	10 AUG 1993			200m	23.64	22.95	23.64

Total athletes: 3





ENTRY LIST BY NUSF As of 22 AUG 2017
各代表團參賽名單

NUSF	Bib No	Name	Date of Birth	Height m/ft in	Weight kg/lbs	Event	Season Best	Personal Best	Qualifying Best
CHN - People's Republic of China									
	223	FU Luna	3 MAY 1995	1.64/5'5"	52.0/115	Long Jump	5.87	6.09	5.87
						Triple Jump	13.50	13.50	13.50
	224	HUA Shaoqing	12 FEB 1994	1.74/5'9"	51.0/112	Half Marathon	1:14:30	1:14:30	1:14:30
	225	LIU Qinghong	1 APR 1996	1.65/5'5"	47.0/104	Half Marathon	1:14:45	1:14:45	1:14:45
	226	MA Yiming	10 SEP 1997	1.65/5'5"	49.0/108	20km Walk	1:34	1:31	1:34
	227	PANG Yuting	28 MAY 1995	1.68/5'6"	58.0/128	Heptathlon	5271	5271	5271
		PEOPLE'S REPUBLIC of CHINA				Team 20km Walk			
		PEOPLE'S REPUBLIC of CHINA				Team Half Marathon			
	228	SU Lingdan	12 JAN 1997	1.75/5'9"	59.0/130	Javelin	59.21	59.21	59.21
	229	WANG Lan	8 JUL 1993	1.78/5'10"	75.0/165	Discus	51.10	55.72	51.10
	230	WANG Yuke	25 MAY 1994	1.70/5'7"	53.0/117	100m Hurdles	13.89	13.77	13.89
	231	XIA Yuyu	1 MAR 1998	1.56/5'1"	48.0/106	5000m	16:23.82	16:20.00	16:23.82
						Half Marathon	1:16:00	1:14:23	1:16:00
	232	YIN Anna	23 MAR 1992	1.68/5'6"	49.0/108	Half Marathon	1:16:00	1:16:00	1:16:00
	233	ZHANG Xin	17 AUG 1989	1.66/5'5"	51.0/112	20km Walk	1:34	1:34	1:34
	234	ZHANG Yan	3 JAN 1997	1.67/5'6"	53.0/117	20km Walk	1:36	1:36	1:36
	235	ZHAO Huimin	12 OCT 1993	1.65/5'5"	51.0/112	20km Walk	1:34	1:34	1:34
	236	ZHU Lin	30 JUL 1996	1.71/5'7"	52.0/115	Half Marathon	1:16:31	1:16:31	1:16:31

Total athletes: 14



TAIPEI STADIUM
臺北田徑場

TAIPEI 2017
29th SUMMER UNIVERSIADE

ATHLETICS
田徑

WOMEN
女子



ENTRY LIST BY NUSF As of 22 AUG 2017
各代表團參賽名單

NUSF	Bib No	Name	Date of Birth	Height m/ft in	Weight kg/lbs	Event	Season Best	Personal Best	Qualifying Best
------	--------	------	---------------	----------------	---------------	-------	-------------	---------------	-----------------

CIV - Côte d'Ivoire

	238	ZIKETH Karel Elodie	23 SEP 1991	1.74/5'9"	68.0/150	100m Hurdles	13.68	13.68	13.68
--	-----	---------------------	-------------	-----------	----------	--------------	-------	-------	-------

Total athletes: 1





TAIPEI STADIUM
臺北田徑場

TAIPEI 2017
29th SUMMER UNIVERSIADE

ATHLETICS
田徑

WOMEN
女子



ENTRY LIST BY NUSF As of 22 AUG 2017

各代表團參賽名單

NUSF	Bib No	Name	Date of Birth	Height m/ft in	Weight kg/lbs	Event	Season Best	Personal Best	Qualifying Best
CMR - Cameroon									
	240	ABESOLO BIVINA Germaine Emelin	9 MAY 1990			100m	11.60	11.60	11.60
						200m	23.87	23.87	23.87

Total athletes: 1





ENTRY LIST BY NUSF As of 22 AUG 2017
各代表團參賽名單

NUSF	Bib No	Name	Date of Birth	Height m/ft in	Weight kg/lbs	Event	Season Best	Personal Best	Qualifying Best
COL - Colombia									
	250	BELTRAN MOYA Maria Alejandra	20 FEB 1994			Hammer	53.67	53.67	53.67
	251	CHAVEZ VALENCIA Eliana	28 DEC 1997			400m	54.09	54.09	54.09
	252	GAVIRIA MALDONAD M	26 MAY 1997			Hammer	65.63	65.63	65.63
	253	MARINO FONSECA Carolina	18 AUG 1994			20km Walk	1:44	1:44	1:44
	254	PANTOJA HIDALGO Lina Maritza	11 FEB 1996			5000m	17.33	17.33	17.33
						10000m	37:18.00	37:18.00	37:18.00
	255	RENTERIA CUESTA Nhayilla	12 OCT 1997			Triple Jump	13.24	13.24	13.24

Total athletes: 6



TAIPEI STADIUM
臺北田徑場

ATHLETICS
田徑



TAIPEI 2017
29th SUMMER UNIVERSIADE

WOMEN
女子

ENTRY LIST BY NUSF As of 22 AUG 2017
各代表團參賽名單

NUSF	Bib No	Name	Date of Birth	Height m/ft in	Weight kg/lbs	Event	Season Best	Personal Best	Qualifying Best
------	--------	------	---------------	----------------	---------------	-------	-------------	---------------	-----------------

CRC - Costa Rica

	258	ROJAS GUTIERREZ Daniela	26 NOV 1997	1.61/5'3"	56.0/123	400m Hurdles	59.19	59.40	59.19
--	-----	-------------------------	-------------	-----------	----------	--------------	-------	-------	-------

Total athletes: 1





ENTRY LIST BY NUSF As of 22 AUG 2017

各代表團參賽名單

NUSF	Bib No	Name	Date of Birth	Height m/ft in	Weight kg/lbs	Event	Season Best	Personal Best	Qualifying Best
CRO - Croatia									
	261	DUDEK Kristina	5 APR 1994			400m	54.41	53.59	54.41
	262	LONCAREK Ivana	8 APR 1991			100m Hurdles	13.15	13.15	13.15
	263	PARLOV Matea	2 JUN 1992			5000m	16:29.01	16:29.01	16:29.01
	264	POKOS Lucija	22 JAN 1994			200m	24.22	23.53	24.22

Total athletes: 4



TAIPEI STADIUM
臺北田徑場

ATHLETICS
田徑



TAIPEI 2017
29th SUMMER UNIVERSIADE

WOMEN
女子

ENTRY LIST BY NUSF As of 22 AUG 2017
各代表團參賽名單

NUSF	Bib No	Name	Date of Birth	Height m/ft in	Weight kg/lbs	Event	Season Best	Personal Best	Qualifying Best
------	--------	------	---------------	----------------	---------------	-------	-------------	---------------	-----------------

CUB - Cuba

	266	ALMANZA BLANCO Rose Mary	13 JUL 1992			800m	2:01.05	1:57.70	2:01.05
--	-----	--------------------------	-------------	--	--	------	---------	---------	---------

Total athletes: 1





ENTRY LIST BY NUSF As of 22 AUG 2017
各代表團參賽名單

NUSF	Bib No	Name	Date of Birth	Height m/ft in	Weight kg/lbs	Event	Season Best	Personal Best	Qualifying Best
CYP - Cyprus									
	269	EVANGELIDOU Natalia	10 MAR 1991	1.68/5'6"	53.0/117	800m	2:02.14	2:02.10	2:02.14
						1500m	4:11.34	4:11.28	4:11.34
	270	PANAYI Nektaria	20 MAR 1990	1.65/5'5"	52.0/115	Long Jump	6.66	6.66	6.66

Total athletes: 2



ENTRY LIST BY NUSF As of 22 AUG 2017

各代表團參賽名單

NUSF	Bib No	Name	Date of Birth	Height m/ft in	Weight kg/lbs	Event	Season Best	Personal Best	Qualifying Best
CZE - Czech Republic									
	281	KRALOVA Tereza	22 OCT 1989			Hammer	68.55	70.21	68.55
	282	KRCHOVA Eva	10 SEP 1989			3000m Steeplechase	9:54.78	9:48.75	9:54.78
	283	MAEKI Kristiina	22 SEP 1991			1500m	4:09.59	4:08.68	4:09.59
						5000m	16:03.21		16:03.21
	284	PIRKOVA Marcela	25 JAN 1996			200m	23.30	23.30	23.30
	285	PROCHAZKOVA Barbora	13 DEC 1991			100m	11.50	11.50	11.50
						200m	23.37	23.37	23.37
	286	SEDIVA Irena	19 JAN 1992			Javelin	58.76	59.89	58.76
	287	SEKANOVA Lucie	5 AUG 1989			3000m Steeplechase	9:43.88	9:41.84	9:43.88

Total athletes: 7



ENTRY LIST BY NUSF As of 22 AUG 2017

各代表團參賽名單

NUSF	Bib No	Name	Date of Birth	Height m/ft in	Weight kg/lbs	Event	Season Best	Personal Best	Qualifying Best
DEN - Denmark									
	305	BEBE Kathrine	27 JAN 1991			Discus	55.17	55.17	55.17
		DENMARK				4x100m Relay	46.88		46.88
	311	KRAMER Mathilde Uldall	15 MAR 1993						
	306	GLENNER-FRANDSEN Astrid	11 APR 1993						
	307	GRAVERSGAARD Mette	5 OCT 1995						
	314	NISSEN Annemarie	8 JUL 1994						
	309	JENSEN Line Renee	18 JUL 1992						
	306	GLENNER-FRANDSEN Astrid	11 APR 1993			100m	11.98	11.98	11.98
						200m	24.57	24.57	24.57
	307	GRAVERSGAARD Mette	5 OCT 1995			100m Hurdles	13.61	13.61	13.61
	308	JENSEN Caroline Mathil	1 APR 1994			High Jump	1.78	1.78	1.78
						Heptathlon	4983	5120	4983
	309	JENSEN Line Renee	18 JUL 1992			Pole Vault	4.00	4.09	4.00
	310	JØRGENSEN Louise Würtz	22 APR 1991			800m	2:10.61	2:10.44	2:10.61
	311	KRAMER Mathilde Uldall	15 MAR 1993			100m	11.59	11.59	11.59
						200m	24.41	24.41	24.41
	312	LARSEN Maria	11 APR 1996			1500m	4:26.97	4:17.45	4:26.97
	313	MIKKELSEN Anna Sofia	17 DEC 1991			Shot Put	13.49	13.96	13.49
	314	NISSEN Annemarie	8 JUL 1994			400m Hurdles	1:02.93	1:02.93	1:02.93
	315	OLSEN Dagmar Faester	16 JUL 1994			800m	2:09.66	2:07.65	2:09.66
						1500m	4:33.40	4:33.40	4:33.40
	316	RANNERS Caroline Justes	6 OCT 1995			Pole Vault	3.80	3.80	3.80
	317	VESTERGAARD Marie	15 DEC 1991			Javelin	52.35	52.35	52.35

Total athletes: 13



ENTRY LIST BY NUSF As of 22 AUG 2017

各代表團參賽名單

NUSF	Bib No	Name	Date of Birth	Height m/ft in	Weight kg/lbs	Event	Season Best	Personal Best	Qualifying Best
DOM - Dominican Republic									
	322	DE AZA HENRRY Estrella Nicole DOMINICAN REPUBLIC	3 DEC 1996	6.62/21'9"	121.0/267	100m 4x100m Relay	12.01	12.01	12.01
	322	DE AZA HENRRY E	3 DEC 1996	6.62/21'9"	121.0/267				
	325	RODRÍGUEZ JIMÉNE K	23 DEC 1992	6.60/21'8"	118.0/260				
	323	MEDINA VENTURA Anabel	15 DEC 1996	6.65/21'10"	122.0/269				
	324	PAULINO Marileidy	25 OCT 1996						
	326	VALERIO LUIS Oneida	23 JUN 1989						
	323	MEDINA VENTURA Anabel	15 DEC 1996	6.65/21'10"	122.0/269	200m	23.69	23.69	23.69
	324	PAULINO Marileidy	25 OCT 1996			200m	23.58	23.58	23.58
	325	RODRÍGUEZ JIMÉNE K	23 DEC 1992	6.60/21'8"	118.0/260	100m	12.17	12.17	12.17
	326	VALERIO LUIS Oneida	23 JUN 1989			100m Hurdles			

Total athletes: 5



TAIPEI STADIUM
臺北田徑場

ATHLETICS
田徑



TAIPEI 2017
29th SUMMER UNIVERSIADE

WOMEN
女子

ENTRY LIST BY NUSF As of 22 AUG 2017
各代表團參賽名單

NUSF	Bib No	Name	Date of Birth	Height m/ft in	Weight kg/lbs	Event	Season Best	Personal Best	Qualifying Best
------	--------	------	---------------	----------------	---------------	-------	-------------	---------------	-----------------

ESA - El Salvador

	328	SANTAMARIA MARTI I	7 AUG 1992	1.64/5'5"	65.0/143	100m Hurdles	14.57	11.65	14.57
--	-----	--------------------	------------	-----------	----------	--------------	-------	-------	-------

Total athletes: 1





ENTRY LIST BY NUSF As of 22 AUG 2017

各代表團參賽名單

NUSF	Bib No	Name	Date of Birth	Height m/ft in	Weight kg/lbs	Event	Season Best	Personal Best	Qualifying Best
EST - Estonia									
	340	ALVER Taehti	4 DEC 1994			Long Jump	6.09	6.26	6.09
						Triple Jump	13.50	13.50	13.50
	341	KALDMAA Klarika	29 MAR 1995			Pole Vault	3.70	3.70	3.70
	342	KAUNISSAAR Terje	10 AUG 1992			Heptathlon	4994	5181	4994
	344	MEIER Helin	20 APR 1992			400m	55.86	55.85	55.86
	345	NEVOLIHHIN Kelly	15 NOV 1992			800m	2:09.20	2:08.55	2:09.20
						1500m	4:35.51	4:29.75	4:35.51
	346	OKONNEL-BRONIN Daria	22 MAR 1997			Long Jump	5.85	5.85	5.85
						Triple Jump	12.75	12.75	12.75
	347	PALUMAA Teele	31 MAR 1990			High Jump	1.78	1.79	1.78
	348	SUUMANN Diana	5 JUL 1992			100m	12.10	11.89	12.10
						100m Hurdles	13.63	13.63	13.63
	349	TIKK Tiina	29 NOV 1990			Pole Vault	3.55	4.01	3.55
	350	TOLLASSON Kaetlin	4 JUN 1993			Discus	55.68	55.68	55.68
	351	TREIEL Teele	7 OCT 1992			High Jump	1.70	1.71	1.70
	352	TSERNOVA Laura	10 JAN 1995			Javelin	46.90	46.90	46.90
	353	TULEV Mari-Liis	6 APR 1995			Javelin	49.22	53.07	49.22
	354	VORO Oilme	2 JAN 1996			100m	11.81	11.81	11.81
						200m	24.00	24.00	24.00

Total athletes: 14



ENTRY LIST BY NUSF As of 22 AUG 2017

各代表團參賽名單

NUSF	Bib No	Name	Date of Birth	Height m/ft in	Weight kg/lbs	Event	Season Best	Personal Best	Qualifying Best
FIN - Finland									
	365	BERGHEM Jonna Susanne	25 FEB 1993	1.75/5'9"	58.0/128	400m Hurdles	58.05	58.05	58.05
	366	BOGDANOFF Aleksiiina Laura	8 OCT 1990	1.68/5'6"	62.0/137	Long Jump	6.35	6.35	6.35
	367	HARALA Lotta Pauliina	26 MAR 1992	1.72/5'8"	59.0/130	100m Hurdles	13.25	13.25	13.25
	368	HEIKKINEN Jutta Karita	27 OCT 1994	1.70/5'7"	61.0/134	Heptathlon	5747	5747	5747
	369	HURSKE Reetta Sofi Kaa	15 MAY 1995	1.69/5'7"	58.0/128	100m Hurdles	13.30	13.16	13.30
	370	KANGAS Jenni Piriita Su	3 JUL 1992	1.78/5'10"	78.0/172	Javelin	59.86	60.70	59.86
	371	KORTETMAA Anniina Olivia	9 JAN 1995	1.68/5'6"	58.0/128	200m	23.62	23.62	23.62
	372	NEUVONEN Elisa Pauliina	19 MAR 1991	1.65/5'5"	52.0/115	20km Walk	1:35	1:35	1:35
	373	NOKELAINEN Heidi Aino Elin	30 SEP 1990	1.70/5'7"	76.0/168	Javelin	58.55	62.13	58.55
	375	SIPPONEN Salla Maaria	13 MAR 1995	1.80/5'11"		Discus	57.39	57.39	57.39

Total athletes: 10



ENTRY LIST BY NUSF As of 22 AUG 2017
各代表團參賽名單

NUSF	Bib No	Name	Date of Birth	Height m/ft in	Weight kg/lbs	Event	Season Best	Personal Best	Qualifying Best
FRA - France									
	388	NICOLLIN Margaux	1 MAY 1995			Javelin	58.76	59.73	58.76
	389	SOW Rougui	7 JUN 1995			Long Jump	6.72	6.72	6.72
	390	TAVERNIER Alexandra	13 DEC 1993			Hammer	72.16	74.39	72.16
	391	VALETTE Laura Lise	16 FEB 1997	1.75/5'9"	61.0/134	100m Hurdles	13.04	13.04	13.04

Total athletes: 4



ENTRY LIST BY NUSF As of 22 AUG 2017
各代表團參賽名單

NUSF	Bib No	Name	Date of Birth	Height m/ft in	Weight kg/lbs	Event	Season Best	Personal Best	Qualifying Best
GBR - United Kingdom of G.B. & N.I.									
	407	BARRETT Alicia Helen	25 MAR 1998			100m Hurdles	13.07	13.07	13.07
	408	COURTNEY Melissa Jayne	30 AUG 1993			1500m	4:06.00	4:06.00	4:06.00
	409	HUMPHREYS Corinne Dawn	7 NOV 1991			100m	11.39	11.39	11.39
	410	JUDD Jessica May	7 JAN 1995			5000m	15:34.82	15:34.82	15:34.82
	411	NESBITT Jennifer Louise	24 JAN 1995			10000m	32:59.52	32:59.52	32:59.52
	412	SMALL Louise	27 MAR 1992			5000m	15:42.26	15:41.94	15:42.26
						10000m	32:56.11	32:56.11	32:56.11
	413	STRICKLER Amelia Jane	24 JAN 1994			Shot Put	17.12	17.12	17.12
	414	TRACEY Adelle Roshumba	27 MAY 1993			800m	2:00.34	2:00.04	2:00.34
	415	TURNER Jessica Ann	8 AUG 1995			400m Hurdles	56.68	56.68	56.68

Total athletes: 9



TAIPEI STADIUM
臺北田徑場

TAIPEI 2017
29th SUMMER UNIVERSIADE

ATHLETICS
田徑

WOMEN
女子



ENTRY LIST BY NUSF As of 22 AUG 2017
各代表團參賽名單

NUSF	Bib No	Name	Date of Birth	Height m/ft in	Weight kg/lbs	Event	Season Best	Personal Best	Qualifying Best
------	--------	------	---------------	----------------	---------------	-------	-------------	---------------	-----------------

GEQ - Equatorial Guinea

	417	AKIEME MAYE Maria Jimena Ad	23 AUG 1990			100m	13.45	13.42	13.45
--	-----	-----------------------------	-------------	--	--	------	-------	-------	-------

Total athletes: 1





ENTRY LIST BY NUSF As of 22 AUG 2017

各代表團參賽名單

NUSF	Bib No	Name	Date of Birth	Height m/ft in	Weight kg/lbs	Event	Season Best	Personal Best	Qualifying Best
GER - Germany									
	431	AMRHEIN Fabienne	25 NOV 1992			Half Marathon	1:13:11	1:13:11	1:13:11
	432	BUEHLER Anna	3 JUN 1997			Long Jump	6.55	6.55	6.55
	433	ECKHARDT Neele	2 JUL 1992			Triple Jump	14.35	14.35	14.35
	434	GAMBETTA Sara Mabel	18 FEB 1993			Shot Put	18.46	18.46	18.46
	435	GIMMLER Sophie	18 MAR 1996			Hammer	65.75	65.75	65.75
	436	GRAUMANN Jossie Marie Jo	18 MAR 1994			High Jump	1.92	1.92	1.92
	437	HERING Christina Annik	9 OCT 1994			800m	2:01.31	2:01.31	2:01.31
	438	HUSSONG Christin Daniel	17 MAR 1994			Javelin	61.91	61.91	61.91
	439	KLEIN Hanna Elisabeth	6 APR 1993			1500m	4:06.91	4:06.91	4:06.91
						5000m	15:17.14	15:17.14	15:17.14
	440	KNAESCHE Anjuli	18 OCT 1993			Pole Vault	4.40	4.40	4.40
	442	MAYER Sina	10 APR 1995			100m	11.25	11.25	11.25
	443	PUDENZ Kristin	9 FEB 1993			Discus	62.89	62.89	62.89
	444	ROLOFF Annika	10 MAR 1991			Pole Vault	4.45	4.45	4.45
	445	SUJEW Diana	2 NOV 1990			1500m	4:08.28	4:08.28	4:08.28
	446	URBANIAC Lena	31 OCT 1992			Shot Put	17.68	18.10	17.68

Total athletes: 15



ENTRY LIST BY NUSF As of 22 AUG 2017

各代表團參賽名單

NUSF	Bib No	Name	Date of Birth	Height m/ft in	Weight kg/lbs	Event	Season Best	Personal Best	Qualifying Best
GHA - Ghana									
	456	ASIBUO Sandra Konadu	7 DEC 1997	1.69/5'7"	67.0/148	100m	12.14	11.84	12.14
						200m	24.89	24.89	24.89
	457	BRAIMAH Hajuaha	4 APR 1997	1.80/5'11"	64.0/141	400m	54.80	54.50	54.80
		GHANA				4x100m Relay	44.33		44.33
	460	NIMAKO Dorcas Pomah	22 AUG 1995	1.59/5'3"	52.0/115				
	459	MENSAH Janet	25 JUN 1998	1.49/4'11"	49.0/108				
	458	MENSAH Ida	24 SEP 1998	1.57/5'2"	48.0/106				
	457	BRAIMAH Hajuaha	4 APR 1997	1.80/5'11"	64.0/141				
	459	MENSAH Janet	25 JUN 1998	1.49/4'11"	49.0/108	100m	12.18	12.20	12.18
						200m	25.1-	25.00	25.1-

Total athletes: 5



ENTRY LIST BY NUSF As of 22 AUG 2017
各代表團參賽名單

NUSF	Bib No	Name	Date of Birth	Height m/ft in	Weight kg/lbs	Event	Season Best	Personal Best	Qualifying Best
------	--------	------	---------------	----------------	---------------	-------	-------------	---------------	-----------------

GRE - Greece

	461	TOKA Elpida	25 JUN 1993	1.73/5'8"	62.0/137	400m Hurdles	58.99	58.99	58.99
--	-----	-------------	-------------	-----------	----------	--------------	-------	-------	-------

Total athletes: 1



TAIPEI STADIUM
臺北田徑場

TAIPEI 2017
29TH SUMMER UNIVERSIADE

ATHLETICS
田徑

WOMEN
女子



ENTRY LIST BY NUSF As of 22 AUG 2017

各代表團參賽名單

NUSF	Bib No	Name	Date of Birth	Height m/ft in	Weight kg/lbs	Event	Season Best	Personal Best	Qualifying Best
------	--------	------	---------------	----------------	---------------	-------	-------------	---------------	-----------------

GUA - Guatemala

462	FUENTES CAJAS	Thelma Noemi	20 AUG 1992	1.64/5'5"	59.0/130	Triple Jump	12.55	12.83	12.55
-----	---------------	--------------	-------------	-----------	----------	-------------	-------	-------	-------

Total athletes: 1





TAIPEI STADIUM
臺北田徑場

ATHLETICS
田徑



TAIPEI 2017
29TH SUMMER UNIVERSIADE

WOMEN
女子

ENTRY LIST BY NUSF As of 22 AUG 2017
各代表團參賽名單

NUSF	Bib No	Name	Date of Birth	Height m/ft in	Weight kg/lbs	Event	Season Best	Personal Best	Qualifying Best
HKG - Hong Kong, China									
	469	LAM On Ki	20 APR 1992			100m	12.05	11.90	12.05
	470	LUI Lai Yiu	30 NOV 1994			100m Hurdles	13.56	13.56	13.56
	471	YEUNG Man Wai	18 SEP 1994			High Jump	1.88	1.88	1.88

Total athletes: 3





ENTRY LIST BY NUSF As of 22 AUG 2017

各代表團參賽名單

NUSF	Bib No	Name	Date of Birth	Height m/ft in	Weight kg/lbs	Event	Season Best	Personal Best	Qualifying Best
HUN - Hungary									
	479	BOGDAN Annabella	7 APR 1992			Javelin	58.79	58.79	58.79
	480	GYURKES Viktoria	15 OCT 1992			3000m Steeplechase	9:40.66	9:40.66	9:40.66
	481	GYURATZ Reka	31 MAY 1996			Hammer	71.27	71.27	71.27
	482	KEREKES Greta	9 OCT 1992			100m Hurdles	13.10	13.10	13.10
	483	KERI Bianka	19 APR 1994			800m	2:02.39	2:02.39	2:02.39
	484	KOVACS Barbara	26 JUL 1993			20km Walk	1:33:43	1:33:43	1:33:43
	485	KOZAK Luca	1 JUN 1996			100m Hurdles	13.10	13.10	13.10
	486	RECSEI Rita	30 JAN 1996			20km Walk	1:34:43	1:34:43	1:34:43
	487	SZILAGYI Reka	19 JAN 1996			Javelin	57.85	59.39	57.85

Total athletes: 9



TAIPEI STADIUM
臺北田徑場

ATHLETICS
田徑



TAIPEI 2017
29th SUMMER UNIVERSIADE

WOMEN
女子

ENTRY LIST BY NUSF As of 22 AUG 2017

各代表團參賽名單

NUSF	Bib No	Name	Date of Birth	Height m/ft in	Weight kg/lbs	Event	Season Best	Personal Best	Qualifying Best
INA - Indonesia									
	490	ALISJAHBANA Irene	4 NOV 1995	1.61/5'3"	47.0/104	100m	12.27	12.09	12.27
	491	GUSTIAYU Tresna Puspita	1 AUG 1996	1.80/5'11"	65.0/143	Heptathlon	4050	4050	4050

Total athletes: 2





ENTRY LIST BY NUSF As of 22 AUG 2017

各代表團參賽名單

NUSF	Bib No	Name	Date of Birth	Height m/ft in	Weight kg/lbs	Event	Season Best	Personal Best	Qualifying Best
IND - India									
	501	CHAND Dutee	3 FEB 1996	1.62/5'4"	45.0/99	100m	11.30	11.25	11.30
	502	CHAUDHARY Kachnar	17 MAY 1999	1.79/5'10"	82.0/181	Shot Put	14.50	14.82	14.50
	503	CHAUDHARY Twinkle	17 OCT 1995	1.65/5'5"	52.0/115	400m	54.48	54.48	54.48
	504	JADHAV Sanjivani Babur	12 JUL 1996	1.54/5'1"	39.0/86	5000m 10000m	15:59.06 33:50.00	15:59.06 33:50.00	15:59.06 33:50.00
	505	Kamalpreet Kaur	4 MAR 1996	1.85/6'1"	106.0/234	Discus	56.75	56.75	56.75
	506	M. A. VIJAYAKUMAR Siva Anbarasi	11 OCT 1994	1.67/5'6"	55.0/121	Triple Jump	13.04	13.04	13.04
	507	Priyanka	10 MAR 1996	1.57/5'2"	48.0/106	20km Walk	1:37	1:37	1:37
	508	RAMAMURTHI VENUG V	28 OCT 1995	1.63/5'4"	50.0/110	400m Hurdles	1:00.72	1:00.09	1:00.72

Total athletes: 8



ENTRY LIST BY NUSF As of 22 AUG 2017
各代表團參賽名單

NUSF	Bib No	Name	Date of Birth	Height m/ft in	Weight kg/lbs	Event	Season Best	Personal Best	Qualifying Best
IRL - Ireland									
	514	FINN Michelle	16 DEC 1989			3000m Steeplechase	9:55.10	9:55.10	9:55.10
	515	HEALY Phil	19 NOV 1994			200m	23.65	23.65	23.65
	516	HEASLIP Shona Anne	18 SEP 1994			5000m	16:11.74	16:11.74	16:11.74
	517	LAVIN Sarah Kate	28 MAY 1994			100m Hurdles	13.47	13.47	13.47
	518	MITCHELL Emma	2 SEP 1993			5000m	15:50.55	15:50.55	15:50.55
						10000m	32:51.78	32:51.78	32:51.78
	519	WHELAN Niamh Annette	26 JUL 1990			100m	11.63	11.63	11.63

Total athletes: 6



TAIPEI STADIUM
臺北田徑場

TAIPEI 2017
29th SUMMER UNIVERSIADE

ATHLETICS
田徑

WOMEN
女子



ENTRY LIST BY NUSF As of 22 AUG 2017
各代表團參賽名單

NUSF	Bib No	Name	Date of Birth	Height m/ft in	Weight kg/lbs	Event	Season Best	Personal Best	Qualifying Best
------	--------	------	---------------	----------------	---------------	-------	-------------	---------------	-----------------

IRQ - Iraq

	522	NAJIM DIsouz Obed Naji	10 AUG 1990	1.70/5'7"	60.0/132	100m Hurdles	14.86	14.86	14.86
--	-----	------------------------	-------------	-----------	----------	--------------	-------	-------	-------

Total athletes: 1





ENTRY LIST BY NUSF As of 22 AUG 2017
各代表團參賽名單

NUSF	Bib No	Name	Date of Birth	Height m/ft in	Weight kg/lbs	Event	Season Best	Personal Best	Qualifying Best
ITA - Italy									
	541	BALDESSARI Irene	21 JAN 1993			800m	2:02.79	2:02.79	2:02.79
	542	BERTONI Francesca	29 DEC 1993			3000m Steeplechase	9:43.80	9:43.80	9:43.80
	543	BOGLIOLO Luminosa	3 JUL 1995			100m Hurdles	13.44	13.44	13.44
	544	BONGIORNI Anna	15 SEP 1999			100m	11.39	11.39	11.39
						200m	23.35	23.35	23.35
	545	CESTONARO Ottavia	12 JAN 1995			Triple Jump	13.76	13.76	13.76
	546	FANTINI Sara	16 SEP 1997			Hammer	68.24	68.24	68.24
	547	FOLORUNSO Ayomide Temilad	17 OCT 1996			400m Hurdles	55.50	55.50	55.50
		ITALY				4x100m Relay			
	548	MALAVISI Sonia	31 OCT 1994			Pole Vault	4.51	4.51	4.51
	549	SIRAGUSA Irene	23 JUN 1993			100m	11.32	11.32	11.32
						200m	23.00	23.00	23.00
	550	STRUMILLO Stefania	14 JAN 1989			Discus	59.80	59.80	59.80

Total athletes: 10



ENTRY LIST BY NUSF As of 22 AUG 2017

各代表團參賽名單

NUSF	Bib No	Name	Date of Birth	Height m/ft in	Weight kg/lbs	Event	Season Best	Personal Best	Qualifying Best
JAM - Jamaica									
	559	FORBES Shashalee	10 MAY 1996			100m	11.10	11.10	11.10
						200m	22.71	22.71	22.71
		JAMAICA				4x400m Relay	3:25.05		3:25.05
	565	WHYTE Ronda	6 NOV 1990						
	560	JAMES Tiffany Donnama	31 JAN 1997						
	562	LONEY Dawnalee Ann Ma	15 MAY 1996						
	566	WILLIAMS Jodean	11 NOV 1993						
	561	KNIBB Kellion Kay Dia	25 DEC 1993			Shot Put	14.24	14.24	14.24
	562	LONEY Dawnalee Ann Ma	15 MAY 1996			400m	52:05.00	52:05.00	52:05.00
	563	THOMAS-DODD Danniel	11 NOV 1992			Shot Put	19.15	19.15	19.15
	564	THOMPSON Yanique	12 MAR 1996			100m Hurdles	12.65	12.65	12.65
	565	WHYTE Ronda	6 NOV 1990			400m Hurdles	54.29	54.29	54.29
	566	WILLIAMS Jodean	11 NOV 1993			200m	22.95	22.95	22.95

Total athletes: 8



ENTRY LIST BY NUSF As of 22 AUG 2017

各代表團參賽名單

NUSF	Bib No	Name	Date of Birth	Height m/ft in	Weight kg/lbs	Event	Season Best	Personal Best	Qualifying Best
JPN - Japan									
	592	FUKUI Saki	25 MAR 1996	1.59/5'3"	44.0/97	Half Marathon	1:11:12	1:11:12	1:11:12
	593	FURUYA Kanade	10 APR 1996	1.50/4'11"	39.0/86	Half Marathon	1:11:17	1:11:17	1:11:17
	594	HEMPHILL Meg	23 MAY 1996	1.68/5'6"	60.0/132	Heptathlon	5907	5907	5907
	595	HOSODA Ai	27 NOV 1995	1.56/5'1"	43.0/95	5000m	15:57.30	15:52.52	15:57.30
						10000m	32:39.16	32:26.99	32:39.16
	596	IKI Ichiko	7 MAY 1997	1.65/5'5"	53.0/117	100m	11.73	11.66	11.73
	597	IZUMIDA Maki	22 JAN 1996	1.53/5'0"	41.0/90	Half Marathon	1:11:36	1:11:26	1:11:36
		JAPAN				4x100m Relay	44.98		44.98
	599	MAEYAMA Miyu	21 FEB 1996	1.70/5'7"	56.0/123				
	596	IKI Ichiko	7 MAY 1997	1.65/5'5"	53.0/117				
	601	NAKAMURA Mizuki	22 MAR 1996	1.69/5'7"	56.0/123				
	604	TAKEUCHI Sayaka	18 JUL 1995	1.57/5'2"	49.0/108				
	594	HEMPHILL Meg	23 MAY 1996	1.68/5'6"	60.0/132				
		JAPAN				Team Half Marathon			
	598	KITAGUCHI Haruka	16 MAR 1998	1.78/5'10"	85.0/187	Javelin	59.59	61.38	59.59
	599	MAEYAMA Miyu	21 FEB 1996	1.70/5'7"	56.0/123	100m	11.51	11.51	11.51
	600	MUNEHISA Yuki	15 DEC 1997	1.51/4'11"	38.0/84	10000m	32:36.97	31:58.46	32:36.97
						Half Marathon	1:12:25	1:12:25	1:12:25
	601	NAKAMURA Mizuki	22 MAR 1996	1.69/5'7"	56.0/123	200m	23.66	23.66	23.66
	602	SAITO Marina	15 OCT 1995	1.64/5'5"	65.0/143	Javelin	61.07	61.07	61.07
	603	SEKIYA Natsuki	16 MAY 1997	1.66/5'5"	48.0/106	5000m	15:40.42	15:33.95	15:40.42
						10000m	32:52.41	32:52.41	32:52.41
	604	TAKEUCHI Sayaka	18 JUL 1995	1.57/5'2"	49.0/108	200m	24.01	24.01	24.01
	605	YAMAGUCHI Kasumi	21 NOV 1997	1.63/5'4"	46.0/101	Half Marathon	1:11:33	1:11:33	1:11:33

Total athletes: 14



ENTRY LIST BY NUSF As of 22 AUG 2017

各代表團參賽名單

NUSF	Bib No	Name	Date of Birth	Height m/ft in	Weight kg/lbs	Event	Season Best	Personal Best	Qualifying Best
KAZ - Kazakhstan									
		KAZAKHSTAN				4x100m Relay	43.03		43.03
	620	KASHAFUTDINOVA Rima	24 JUL 1995						
	626	SAFRONOVA Olga	5 NOV 1991						
	629	ZYABKINA Viktoriya	4 SEP 1992						
	627	SHYNAZBEKOVA Aigerim	1 JUL 1992						
	619	GOLENDOVA Svetlana	25 JUL 1993						
	621	MIKHINA Elina	16 JUL 1994			400m	53.60	52.09	53.60
	622	NAZAROVA Varvara	2 JUL 1997			Javelin	51.33	52.76	51.33
	623	NUSSUPBEKOVA Diana	3 NOV 1995			Hammer	58.08	64.48	58.08
	624	OVCHINNIKOVA Mariya	19 OCT 1998			Triple Jump	13.94	13.94	13.94
	625	REPINA Polina	29 JUN 1990			20km Walk	1:39	1:38	1:39
	626	SAFRONOVA Olga	5 NOV 1991			100m	11.37	11.09	11.37
						200m	23.11	22.95	23.11
	627	SHYNAZBEKOVA Aigerim	1 JUL 1992			100m Hurdles	13.42	12.97	13.42
	628	ZKRIYENOVA Oryngul	17 DEC 1998			100m Hurdles	14.41	14.41	14.41
	629	ZYABKINA Viktoriya	4 SEP 1992			100m	11.33	11.15	11.33
						200m	22.81	22.66	22.81

Total athletes: 11



ENTRY LIST BY NUSF As of 22 AUG 2017
各代表團參賽名單

NUSF	Bib No	Name	Date of Birth	Height m/ft in	Weight kg/lbs	Event	Season Best	Personal Best	Qualifying Best
KEN - Kenya									
	638	AMUTAVI Laventa Luvandw	23 FEB 1996			100m	12.67	12.67	12.67
						200m	23.80	23.70	23.80
						Long Jump	5.97	5.97	5.97
	639	NGURE Gladys Muthoni	19 JUN 1995			400m Hurdles	59.00	57.90	59.00
	640	NYAMASYO Alfin Wanzila	20 OCT 1992			400m	57.03	57.03	57.03

Total athletes: 3



TAIPEI STADIUM
臺北田徑場

TAIPEI 2017
29th SUMMER UNIVERSIADE

ATHLETICS
田徑

WOMEN
女子



ENTRY LIST BY NUSF As of 22 AUG 2017

各代表團參賽名單

NUSF	Bib No	Name	Date of Birth	Height m/ft in	Weight kg/lbs	Event	Season Best	Personal Best	Qualifying Best
------	--------	------	---------------	----------------	---------------	-------	-------------	---------------	-----------------

KGZ - Kyrgyzstan

643	MASLOVA Daria	6 MAY 1995	1.70/5'7"	65.0/143	10000m	32:21.21	32:21.21	32:21.21
-----	---------------	------------	-----------	----------	--------	----------	----------	----------

Total athletes: 1





TAIPEI STADIUM
臺北田徑場

ATHLETICS
田徑




TAIPEI 2017
29th SUMMER UNIVERSIADE

WOMEN
女子

ENTRY LIST BY NUSF As of 22 AUG 2017
各代表團參賽名單

NUSF	Bib No	Name	Date of Birth	Height m/ft in	Weight kg/lbs	Event	Season Best	Personal Best	Qualifying Best
KOR - Republic of Korea									
	662	JEONG Daeun	9 MAY 1997	1.64/5'5"	46.0/101	Half Marathon	1:14:46	1:14:46	1:14:46
	663	KIM Chaeyoung	15 MAR 1991	1.74/5'9"	58.0/128	Heptathlon	4885	5020	4885
	664	LEE Huijin	25 NOV 1998	1.68/5'6"	53.0/117	Long Jump	6.10	6.10	6.10

Total athletes: 3





ENTRY LIST BY NUSF As of 22 AUG 2017

各代表團參賽名單

NUSF	Bib No	Name	Date of Birth	Height m/ft in	Weight kg/lbs	Event	Season Best	Personal Best	Qualifying Best
LAT - Latvia									
	685	AUZINA Anna Paula	14 FEB 1996	1.74/5'9"	65.0/143	100m	12.02	12.02	12.02
						200m	24.69	24.42	24.69
	686	CEIKO Inguna	1 OCT 1994	1.69/5'7"	62.0/137	100m	12.33	12.30	12.33
	687	DAKTERE Diana	17 JUL 1994	1.81/5'11"	64.0/141	400m Hurdles	1:01.35	1:01.35	1:01.35
	688	GRIVA Gundega	8 APR 1991	1.80/5'11"	68.0/150	Javelin	51.75	57.32	51.75
	689	GRIVA Mara	4 AUG 1989	1.70/5'7"	60.0/132	Long Jump	6.52	6.59	6.52
						Triple Jump	13.52	13.81	13.52
	690	KOCINA Anete	5 FEB 1996	1.76/5'9"	67.0/148	Javelin	64.47	64.47	64.47
	691	LATISEVA CUDARE Gunta	9 MAR 1995	1.79/5'10"	54.0/119	200m	23.50	23.50	23.50
		LATVIA				4x100m Relay	49.61		49.61
	691	LATISEVA CUDARE Gunta	9 MAR 1995	1.79/5'10"	54.0/119				
	685	AUZINA Anna Paula	14 FEB 1996	1.74/5'9"	65.0/143				
	687	DAKTERE Diana	17 JUL 1994	1.81/5'11"	64.0/141				
	686	CEIKO Inguna	1 OCT 1994	1.69/5'7"	62.0/137				
	694	TARASOVA Alevtina	31 JAN 1997	1.75/5'9"	56.0/123				
	692	MATULE Santa	13 DEC 1992	1.70/5'7"	56.0/123	Triple Jump	13.32	13.72	13.32
	693	SIRMA Katrina	31 MAR 1994	1.72/5'8"	70.0/154	Shot Put	12.10	12.10	12.10
	694	TARASOVA Alevtina	31 JAN 1997	1.75/5'9"	56.0/123	Long Jump	5.80	6.08	5.80

Total athletes: 10



ENTRY LIST BY NUSF As of 22 AUG 2017
各代表團參賽名單

NUSF	Bib No	Name	Date of Birth	Height m/ft in	Weight kg/lbs	Event	Season Best	Personal Best	Qualifying Best
LBN - Lebanon									
	701	EL SANEH Christel	11 JUN 1994			100m Hurdles	14.00	14.00	14.00
						Long Jump	5.82	5.82	5.82
	702	KARAM Sandy	14 FEB 1996			20km Walk	1:42	1:42	1:42

Total athletes: 2



TAIPEI STADIUM
臺北田徑場

ATHLETICS
田徑



TAIPEI 2017
29th SUMMER UNIVERSIADE

WOMEN
女子

ENTRY LIST BY NUSF As of 22 AUG 2017
各代表團參賽名單

NUSF	Bib No	Name	Date of Birth	Height m/ft in	Weight kg/lbs	Event	Season Best	Personal Best	Qualifying Best
------	--------	------	---------------	----------------	---------------	-------	-------------	---------------	-----------------

LES - Lesotho

	704	SELLO Tsepang	23 FEB 1997	1.67/5'6"	49.0/108	800m	2:09.22	2:09.22	2:09.22
--	-----	---------------	-------------	-----------	----------	------	---------	---------	---------

Total athletes: 1





ENTRY LIST BY NUSF As of 22 AUG 2017

各代表團參賽名單

NUSF	Bib No	Name	Date of Birth	Height m/ft in	Weight kg/lbs	Event	Season Best	Personal Best	Qualifying Best
LTU - Lithuania									
	719	ELENSKA Monika	17 FEB 1996	1.64/5'5"	53.0/117	800m	2:04.00	2:04.00	2:04.00
	720	JASIUNAITE Liveta	26 JUL 1994	1.73/5'8"	69.0/152	Javelin	57.49	61.32	57.49
	721	KUPSTYTE Giedre	9 MAR 1992	1.82/6'0"	80.0/176	Shot Put	16.93	16.93	16.93
	722	MISIUNAITE Eva	4 DEC 1991	1.71/5'7"	60.0/132	400m	53.06	53.06	53.06
	723	PALSYTE Airine	13 JUL 1992	1.86/6'1"	63.0/139	High Jump	1.98	1.98	1.98
	724	ZAGAINOVA Diana	20 JUN 1997	1.79/5'10"	62.0/137	Triple Jump	13.64	13.64	13.64
	725	ZARANKAITE Ieva	23 NOV 1994	1.76/5'9"	80.0/176	Shot Put	15.24	15.24	15.24
						Discus	54.44	54.44	54.44

Total athletes: 7



TAIPEI STADIUM
臺北田徑場

ATHLETICS
田徑



TAIPEI 2017
29th SUMMER UNIVERSIADE

WOMEN
女子

ENTRY LIST BY NUSF As of 22 AUG 2017
各代表團參賽名單

NUSF	Bib No	Name	Date of Birth	Height m/ft in	Weight kg/lbs	Event	Season Best	Personal Best	Qualifying Best
LUX - Luxembourg									
	728	HOFFMANN Vera Marie	2 NOV 1996			1500m	4:17.06	4:17.06	4:17.06
	729	MATHIAS Charline Kyra C	23 MAY 1992			800m	2:02.29	2:01.30	2:02.29
						1500m	4:12.57	4:12.57	4:12.57

Total athletes: 2





TAIPEI STADIUM
臺北田徑場

ATHLETICS
田徑



TAIPEI 2017
29th SUMMER UNIVERSIADE

WOMEN
女子

ENTRY LIST BY NUSF As of 22 AUG 2017
各代表團參賽名單

NUSF	Bib No	Name	Date of Birth	Height m/ft in	Weight kg/lbs	Event	Season Best	Personal Best	Qualifying Best
------	--------	------	---------------	----------------	---------------	-------	-------------	---------------	-----------------

MDA - Republic of Moldova

	744	SURDU Dimitriana	12 APR 1994	1.74/5'9"	93.0/205	Shot Put	18.83	18.83	18.83
--	-----	------------------	-------------	-----------	----------	----------	-------	-------	-------

Total athletes: 1





ENTRY LIST BY NUSF As of 22 AUG 2017

各代表團參賽名單

NUSF	Bib No	Name	Date of Birth	Height m/ft in	Weight kg/lbs	Event	Season Best	Personal Best	Qualifying Best
MEX - Mexico									
	763	AGUILLON RAMOS Dania Amaris	14 FEB 1996			200m	23.38	23.38	23.38
	764	BRITO OSORIO Natali	21 OCT 1989			400m	53.00	53.00	53.00
	766	ESQUIVEL GUZMAN Ximena Lizbeth	22 AUG 1997			High Jump	1.75	1.85	1.75
	767	FLORES HERNANDEZ Iza Daniela	6 MAY 1994			100m	11.71	11.70	11.71
						200m	23.34	23.24	23.34
	768	FLORES MUNOZ Brenda Eunice	4 SEP 1991			5000m	15:41.28	15:41.28	15:41.28
						10000m	33:20.57	33:20.57	33:20.57
	769	HERNANDEZ AVINA Susana Estefani	18 JAN 1999			Long Jump	6.34	6.36	6.34
	770	MALDONADO CARRIZOSA Gloria A.	18 APR 1992			High Jump	1.75	1.75	1.75
						Long Jump	6.23	6.23	6.23
						4x100m Relay	45.11		45.11
		MEXICO							
	767	FLORES HERNANDEZ I	6 MAY 1994						
	763	AGUILLON RAMOS D	14 FEB 1996						
	771	MORAN ERREJON Paola	25 FEB 1997						
	765	COOK MARTINEZ Rosa Leticia	3 JAN 1998						
	764	BRITO OSORIO Natali	21 OCT 1989						
		MEXICO				4x400m Relay	3:39.01		3:39.01
	771	MORAN ERREJON Paola	25 FEB 1997						
	764	BRITO OSORIO Natali	21 OCT 1989						
	765	COOK MARTINEZ Rosa Leticia	3 JAN 1998						
	763	AGUILLON RAMOS D	14 FEB 1996						
	767	FLORES HERNANDEZ I	6 MAY 1994						
	771	MORAN ERREJON Paola	25 FEB 1997			400m	53.39	53.39	53.39
	772	OROZCO CASTRO Maria Fernanda	25 JAN 1998			Shot Put	16.30	17.13	16.30

Total athletes: 10



TAIPEI STADIUM
臺北田徑場

TAIPEI 2017
29th SUMMER UNIVERSIADE

ATHLETICS
田徑

WOMEN
女子



ENTRY LIST BY NUSF As of 22 AUG 2017
各代表團參賽名單

NUSF	Bib No	Name	Date of Birth	Height m/ft in	Weight kg/lbs	Event	Season Best	Personal Best	Qualifying Best
MKD - FYR of Macedonia									
	778	ISLJAMI Drita	1 AUG 1996	1.66/5'5"	55.0/121	200m 400m Hurdles	25.39 1:01.02	25.39 59.60	25.39 1:01.02

Total athletes: 1





TAIPEI STADIUM
臺北田徑場

TAIPEI 2017
29th SUMMER UNIVERSIADE

ATHLETICS
田徑

WOMEN
女子



ENTRY LIST BY NUSF As of 22 AUG 2017
各代表團參賽名單

NUSF	Bib No	Name	Date of Birth	Height m/ft in	Weight kg/lbs	Event	Season Best	Personal Best	Qualifying Best
------	--------	------	---------------	----------------	---------------	-------	-------------	---------------	-----------------

MNE - Montenegro

	780	VUKOVIC Marija	21 JAN 1992			High Jump	1.91	1.95	1.91
--	-----	----------------	-------------	--	--	-----------	------	------	------

Total athletes: 1





ENTRY LIST BY NUSF As of 22 AUG 2017

各代表團參賽名單

NUSF	Bib No	Name	Date of Birth	Height m/ft in	Weight kg/lbs	Event	Season Best	Personal Best	Qualifying Best
NED - Netherlands									
	790	BAKKER Veerle Adriana	29 SEP 1997			3000m Steeplechase	10:01.46	10:01.46	10:01.46
	791	HOLTHUIJSEN Sina Mai	17 JUL 1996			Hammer	62.38	62.38	62.38
	792	MULLER Lieke Rimkje	3 NOV 1994			Shot Put	15.64	15.64	15.64
	793	VAN LIESHOUT Irene Wilhelmin	1 SEP 1993			10000m	33:29.00	33:29.00	33:29.00
	794	VISSER Nadine Johanna	9 FEB 1995			100m Hurdles	12.87	12.81	12.87

Total athletes: 5



ENTRY LIST BY NUSF As of 22 AUG 2017

各代表團參賽名單

NUSF	Bib No	Name	Date of Birth	Height m/ft in	Weight kg/lbs	Event	Season Best	Personal Best	Qualifying Best
NGR - Nigeria									
	806	EGBENIYI Abike Funmilola	23 OCT 1994			800m	2:02.34	2:02.34	2:02.34
	810	NATHANIEL Glory Onome	23 JAN 1996	1.69/5'7"	60.0/132	400m Hurdles	55.90	55.90	55.90
		NIGERIA				4x400m Relay			
	808	GEORGE Patience Okon	25 NOV 1991	1.60/5'3"	63.0/139				
	805	EDOBI Jennifer Adaeze	20 JAN 1996	1.77/5'10"	69.0/152				
	810	NATHANIEL Glory Onome	23 JAN 1996	1.69/5'7"	60.0/132				
	809	IDUGBOE Tracy	11 AUG 1999						
	812	YAKUBU Balikis Temitop	11 JUL 1996						
	811	OSUJI Stephanie Nwann	6 JAN 1997	1.76/5'9"	64.0/141	100m	11.50	11.50	11.50

Total athletes: 7



TAIPEI STADIUM
臺北田徑場

ATHLETICS
田徑



TAIPEI 2017
29th SUMMER UNIVERSIADE

WOMEN
女子

ENTRY LIST BY NUSF As of 22 AUG 2017
各代表團參賽名單

NUSF	Bib No	Name	Date of Birth	Height m/ft in	Weight kg/lbs	Event	Season Best	Personal Best	Qualifying Best
NIG - Niger									
	814	HAMIDOU SANI Ramata	7 APR 1993			100m	12.80	12.80	12.80
						200m	25.70	25.70	25.70

Total athletes: 1





ENTRY LIST BY NUSF As of 22 AUG 2017
各代表團參賽名單

NUSF	Bib No	Name	Date of Birth	Height m/ft in	Weight kg/lbs	Event	Season Best	Personal Best	Qualifying Best
NOR - Norway									
	819	AAKRE Marlen Elisabet	17 SEP 1993			400m Hurdles	59.32	59.32	59.32
	820	BOLLE Andrea Enerstad	8 MAR 1992			Javelin	54.48	54.48	54.48
	821	BYE Martine	20 JUN 1993			Heptathlon	5254	5254	5254
	822	MATHISEN Julie Froeslev	21 MAY 1993			800m	2:09.20	2:09.20	2:09.20
						1500m	4:28.19	4:28.19	4:28.19
	823	NORUM Emily Rose	1 MAR 1996			400m Hurdles	58.70	58.70	58.70

Total athletes: 5



ENTRY LIST BY NUSF As of 22 AUG 2017

各代表團參賽名單

NUSF	Bib No	Name	Date of Birth	Height m/ft in	Weight kg/lbs	Event	Season Best	Personal Best	Qualifying Best
NZL - New Zealand									
	832	HOBBS Zoe Charlotte	11 SEP 1997	1.71/5'7"	66.0/146	100m	11.57	11.53	11.57
						200m	23.85	23.85	23.85
	833	MILLER Hannah Jane	21 NOV 1997	1.73/5'8"	55.0/121	5000m	16:12.55	16:12.55	16:12.55
	834	PEETERS Victoria Elise	17 MAY 1994	1.74/5'9"	69.0/152	Javelin	56.74	56.74	56.74
	835	RATCLIFFE Julia Susan	14 JUL 1993	1.69/5'7"	80.0/176	Hammer	70.35	70.65	70.35

Total athletes: 4



TAIPEI STADIUM
臺北田徑場

ATHLETICS
田徑

WOMEN
女子



TAIPEI 2017
29th SUMMER UNIVERSIADE

ENTRY LIST BY NUSF As of 22 AUG 2017
各代表團參賽名單

NUSF	Bib No	Name	Date of Birth	Height m/ft in	Weight kg/lbs	Event	Season Best	Personal Best	Qualifying Best
OMA - Oman									
	847	AL HAMIMI Aina Suroor Sai	11 FEB 1995	1.55/5'1"	46.0/101	100m	11.30	11.25	11.30
						200m	25.03	24.00	25.03
	848	AL MALKI Muzna Saleh Ham	25 NOV 1995	1.59/5'3"	49.0/108	400m	54:23.04	57:23.11	54:23.04

Total athletes: 2





ENTRY LIST BY NUSF As of 22 AUG 2017
各代表團參賽名單

NUSF	Bib No	Name	Date of Birth	Height m/ft in	Weight kg/lbs	Event	Season Best	Personal Best	Qualifying Best
PAK - Pakistan									
	851	KHALID Rehma	5 NOV 1996			High Jump	1.40	1.40	1.40
	852	SIDDIQUE Ghazala	12 APR 1994			Javelin	35.66	35.66	35.66
						Heptathlon	3078	3078	3078

Total athletes: 2



TAIPEI STADIUM
臺北田徑場

ATHLETICS
田徑



TAIPEI 2017
29th SUMMER UNIVERSIADE

WOMEN
女子

ENTRY LIST BY NUSF As of 22 AUG 2017
各代表團參賽名單

NUSF	Bib No	Name	Date of Birth	Height m/ft in	Weight kg/lbs	Event	Season Best	Personal Best	Qualifying Best
PER - Peru									
	856	GOMEZ BEJARANO Stephanya Isabe	30 APR 1999	1.70/5'7"	64.0/141	Shot Put Discus	10.01 35.72	10.01 35.72	10.01 35.72

Total athletes: 1





ENTRY LIST BY NUSF As of 22 AUG 2017

各代表團參賽名單

NUSF	Bib No	Name	Date of Birth	Height m/ft in	Weight kg/lbs	Event	Season Best	Personal Best	Qualifying Best
PHI - Philippines									
	866	CAPIOSO Ma. Elizabeth	29 MAY 1995	1.52/5'0"	49.0/108	20km Walk	1:05	1:05	1:05
	867	DOLLOSO Felyn	9 MAR 1993	1.54/5'1"	52.0/115	Long Jump	5.96	6.02	5.96
						Triple Jump	12.69	12.69	12.69
	868	JANARIO Karen	7 APR 1999	1.65/5'5"	55.0/121	200m	25.13	25.13	25.13
						100m Hurdles	14.69	14.52	14.69
	869	MALONZO Jeremiah Angela	10 OCT 1996			100m	12.53	12.21	12.53
						200m	25.31	25.31	25.31
	870	OBANON Jingky	5 DEC 1995	1.45/4'9"	45.0/99	400m	57.01	56.01	57.01
	871	PAMATIAN Louielyn	14 JAN 1997	1.42/4'8"	40.0/88	800m	2:17.50	2:13.97	2:17.50

Total athletes: 6



ENTRY LIST BY NUSF As of 22 AUG 2017

各代表團參賽名單

NUSF	Bib No	Name	Date of Birth	Height m/ft in	Weight kg/lbs	Event	Season Best	Personal Best	Qualifying Best
POL - Poland									
	896	AUGUSTYNIAK Lidia Edyta	14 MAY 1994			Discus	58.62	58.62	58.62
	897	BAUMGART Iga	11 APR 1989			400m	51.50	51.50	51.50
	898	CIBA Kamila Magdalen	29 MAR 1995			100m	11.45	11.62	11.45
	900	FIODOROW Joanna	4 MAR 1989			Hammer	72.82	74.39	72.82
	901	FORKASIEWICZ Agata Beata	13 JAN 1994			200m	23.45	23.45	23.45
	902	GALANT Martyna Anna	26 JAN 1995			1500m	4:08.81	4:08.81	4:08.81
	903	GAWORSKA Aleksandra	7 NOV 1995			400m Hurdles	56.87	56.87	56.87
	904	GUBA Paulina Renata	14 MAY 1991			Shot Put	18.24	18.24	18.24
	905	HOLUB Malgorzata Nata	30 OCT 1992			400m	51.01	51.01	51.01
	906	KACZYNSKA Paulina Anna	24 JUL 1991			5000m	15:33.25	15:33.25	15:33.25
	907	KARDASZ Klaudia	2 MAY 1996			Shot Put	17.88	17.88	17.88
	908	KOLDEJ Malgorzata Barb	12 NOV 1990			200m	23.69	23.69	23.69
	909	KOLECZEK Karolina	15 JAN 1993			100m Hurdles	13.07	12.91	13.07
	910	KOPRON Malwina	16 NOV 1994			Hammer	73.98	73.98	73.98
	911	KOWAL Matylida Roza	11 JAN 1989			3000m Steeplechase	9:44.10	9:44.10	9:44.10
	912	LINKIEWICZ Joanna Malgorza	2 MAY 1990			400m Hurdles	55.42	55.25	55.42
	913	MIKIEWICZ-LAPINSKA Paulina	13 JUL 1992			800m	2:03.30	2:03.30	2:03.30
		POLAND				4x100m Relay			
	920	ZAGAJEWSKA Karolina Monika	5 APR 1993						
	901	FORKASIEWICZ Agata Beata	13 JAN 1994						
	908	KOLDEJ Malgorzata Barb	12 NOV 1990						
	898	CIBA Kamila Magdalen	29 MAR 1995						
	1307	OCHOCKA Ewa Magda	17 JAN 1996						
		POLAND				4x400m Relay			
	916	SWIETY Justyna Elzbiet	3 DEC 1992						
	899	DABROWSKA Martyna	5 APR 1994						
	905	HOLUB Malgorzata Nata	30 OCT 1992						
	897	BAUMGART Iga	11 APR 1989						
	918	WYCISZKIEWICZ P	8 JAN 1994						
	903	GAWORSKA Aleksandra	7 NOV 1995						
	914	PRZYBYLA Kamila	3 MAY 1996			Pole Vault	4.30	4.30	4.30
	915	SMIETANKA Justyna	24 SEP 1994			Pole Vault	4.40	4.40	4.40
	917	WITEK Marcelina KlauD	2 JUN 1995			Javelin	60.98	61.48	60.98
	919	ZABAWSKA Daria Katarzyna	16 APR 1995			Discus	59.03	59.03	59.03
	920	ZAGAJEWSKA Karolina Monika	5 APR 1993			100m	11.41	11.41	11.41

Total athletes: 26



TAIPEI STADIUM
臺北田徑場

TAIPEI 2017
29th SUMMER UNIVERSIADE

ATHLETICS
田徑

WOMEN
女子



ENTRY LIST BY NUSF As of 22 AUG 2017

各代表團參賽名單

NUSF	Bib No	Name	Date of Birth	Height m/ft in	Weight kg/lbs	Event	Season Best	Personal Best	Qualifying Best
POR - Portugal									
	928	AZEVEDO Catia	9 MAR 1994	1.70/5'7"	53.0/117	400m	51.90	51.63	51.90
	929	CRESPO OLIVEIRA Andreia	16 OCT 1993	1.66/5'5"	59.0/130	400m Hurdles	57.94	57.94	57.94
	930	ONOFRE Marta	28 JAN 1991	1.70/5'7"	65.0/143	Pole Vault	4.40	4.51	4.40
	931	RIBEIRO Mara	11 MAY 1995	1.60/5'3"	52.0/115	20km Walk	1:35	1:35	1:35

Total athletes: 4





ENTRY LIST BY NUSF As of 22 AUG 2017

各代表團參賽名單

NUSF	Bib No	Name	Date of Birth	Height m/ft in	Weight kg/lbs	Event	Season Best	Personal Best	Qualifying Best
ROU - Romania									
	938	BELGYAN Sanda	17 DEC 1992			400m Hurdles	59.51	57.96	59.51
	939	BOBOCEA Claudia Mihaela	11 JUN 1992			1500m	4:08.16	4:06.33	4:08.16
	940	GAL Camelia Florina	18 OCT 1992			400m	52.68	52.68	52.68
	941	NESTERIUC Anamaria	29 NOV 1993			100m Hurdles	13.19	13.19	13.19
	942	PISCU Andreea Alina	9 JUN 1996			5000m	16:42.39	16:24.74	16:42.39
						10000m	36:41.89	34:28.62	36:41.89
	943	RAZOR Bianca Denisa	8 AUG 1994			400m	51.64	50.37	51.64
		ROMANIA				4x400m Relay	3:27.10		3:27.10
	943	RAZOR Bianca Denisa	8 AUG 1994						
	941	NESTERIUC Anamaria	29 NOV 1993						
	940	GAL Camelia Florina	18 OCT 1992						
	938	BELGYAN Sanda	17 DEC 1992						
	944	ROTARU Alina	5 JUN 1993			Long Jump	6.78	6.78	6.78

Total athletes: 7



ENTRY LIST BY NUSF As of 22 AUG 2017

各代表團參賽名單

NUSF	Bib No	Name	Date of Birth	Height m/ft in	Weight kg/lbs	Event	Season Best	Personal Best	Qualifying Best
RSA - South Africa									
	971	BALOYI Thembi Lucia	7 JAN 1989			Half Marathon	1:21:10	1:19:33	1:21:10
						3000m Steeplechase	10:51.12	10:22.94	10:51.12
	972	BRITS Maryke	25 FEB 1994			100m Hurdles	13.48	13.48	13.48
	973	DU PLESSIS Julia	27 MAY 1996			High Jump	1.85	1.88	1.85
	974	JANSE VAN VUUREN Letitia Johanna	24 APR 1996			Hammer	63.82	63.82	63.82
	975	KINGWILL Kelly Lynn	22 JAN 1991			Triple Jump	13.55	13.55	13.55
	976	MOLOTSANE Kesaeleboga Cha	8 JAN 1992			5000m	16:08.21	16:08.21	16:08.21
	977	NICE Anuscha	26 AUG 1991			800m	2:05.00	2:03.65	2:05.00
						1500m	4:18.00	4:18.00	4:18.00
	978	NTSHINGILA Sibongile Patie	26 AUG 1989			Triple Jump	13.56	13.56	13.56
	979	OOSTHUIZEN Anel	22 APR 1995			20km Walk	1:34.49	1:34.49	1:34.49
	980	PALFRAMAN Justine	4 NOV 1993			400m	52.30	51.27	52.30
	981	PRETORIUS Samantha	3 FEB 1992			Long Jump	6.32	6.32	6.32
	982	PRINSLOO Lynique	30 MAR 1991			Long Jump	6.59	6.59	6.59
	983	SAAYMAN Letitia	28 OCT 1992			Half Marathon	1:19:20	1:19:20	1:19:20
	984	SCOTT Tanya	27 FEB 1990			Half Marathon	1:23:05	1:23:05	1:23:05
	985	SENEKAL Ischke	8 JAN 1993			Shot Put	16.97	16.97	16.97
						Discus	54.74	56.86	54.74
						4x100m Relay			
						4x400m Relay			
	972	BRITS Maryke	25 FEB 1994						
	986	THOMAS Tamzin	6 OCT 1997						
	980	PALFRAMAN Justine	4 NOV 1993						
	975	KINGWILL Kelly Lynn	22 JAN 1991						
	982	PRINSLOO Lynique	30 MAR 1991						
	978	NTSHINGILA Sibongile Patie	26 AUG 1989						
						Team Half Marathon			
	986	THOMAS Tamzin	6 OCT 1997			100m	11.53	11.56	11.53
						200m	23.43	23.43	23.43
	987	VAN DYK Jo Ane	3 OCT 1997			Javelin	55.43	57.43	55.43

Total athletes: 17



TAIPEI STADIUM
臺北田徑場

TAIPEI 2017
29th SUMMER UNIVERSIADE

ATHLETICS
田徑

WOMEN
女子



ENTRY LIST BY NUSF As of 22 AUG 2017
各代表團參賽名單

NUSF	Bib No	Name	Date of Birth	Height m/ft in	Weight kg/lbs	Event	Season Best	Personal Best	Qualifying Best
------	--------	------	---------------	----------------	---------------	-------	-------------	---------------	-----------------

RWA - Rwanda

989	UWIMANA	Fabiola	1 JAN 1994	1.60/5'3"	55.0/121	5000m			18:00.00
-----	---------	---------	------------	-----------	----------	-------	--	--	----------

Total athletes: 1





TAIPEI STADIUM
臺北田徑場

TAIPEI 2017
29th SUMMER UNIVERSIADE

ATHLETICS
田徑

WOMEN
女子



ENTRY LIST BY NUSF As of 22 AUG 2017

各代表團參賽名單

NUSF	Bib No	Name	Date of Birth	Height m/ft in	Weight kg/lbs	Event	Season Best	Personal Best	Qualifying Best
------	--------	------	---------------	----------------	---------------	-------	-------------	---------------	-----------------

SEN - Senegal

991	KANDJI Sangone		9 JUN 1992			Triple Jump	13.05	13.05	13.05
-----	----------------	--	------------	--	--	-------------	-------	-------	-------

Total athletes: 1





ENTRY LIST BY NUSF As of 22 AUG 2017

各代表團參賽名單

NUSF	Bib No	Name	Date of Birth	Height m/ft in	Weight kg/lbs	Event	Season Best	Personal Best	Qualifying Best
SLE - Sierra Leone									
	1001	BARRIE Margaret Veness	29 MAY 1996	1.65/5'5"	66.0/146	200m	24.21	24.21	24.21
						400m	52.27	52.27	52.27
	1002	KAMARA Mariama Ngaima	22 MAR 1995	1.70/5'7"	71.0/157	800m	2:02.99	2:02.99	2:02.99

Total athletes: 2



ENTRY LIST BY NUSF As of 22 AUG 2017

各代表團參賽名單

NUSF	Bib No	Name	Date of Birth	Height m/ft in	Weight kg/lbs	Event	Season Best	Personal Best	Qualifying Best
SLO - Slovenia									
	1009	BABSEK Sasa	27 MAR 1992	1.72/5'8"	64.0/141	Triple Jump	13.35	13.50	13.35
	1010	KAVKA Eva	14 OCT 1993	1.72/5'8"	61.0/134	800m	2:15.72	2:14.59	2:15.72
	1011	KODRIC Aneja	13 JAN 1993	1.70/5'7"	63.0/139	100m	12.24	12.05	12.24
						200m	25.32	24.52	25.32
	1012	KROSELJ Leda	30 NOV 1997	1.69/5'7"	61.0/134	Pole Vault	3.70	4.10	3.70
	1013	LETNAR Bernarda	26 DEC 1989	1.77/5'10"	75.0/165	Javelin	57.84	57.84	57.84
	1014	LJUBI Klara	24 DEC 1993	1.74/5'9"	44.0/97	Half Marathon	1:25:49	1:23:36	1:25:49
	1015	MLJAC Brina	3 JAN 1993	1.73/5'8"	62.0/137	Heptathlon	3736	4168	3736
	1016	PLAZAR Patricija	7 APR 1991	1.70/5'7"	47.0/104	1500m	4:30.07	4:30.07	4:30.07
	1018	PODLESNIK Veronika	22 JAN 1994	1.66/5'5"	60.0/132	High Jump	1.77	1.77	1.77
	1302	PONIKVAR Katja	29 OCT 1996	1.64/5'5"	57.0/126	20km Walk			
	1019	POTOCAR Tjasa	13 SEP 1997	1.63/5'4"	62.0/137	Heptathlon	3272	4040	3272
	1020	RESNIK Norma	14 JUL 1996	1.69/5'7"	62.0/137	Shot Put	9.07	9.63	9.07
		SLOVENIA				4x400m Relay			
	1011	KODRIC Aneja	13 JAN 1993	1.70/5'7"	63.0/139				
	1022	ZUPANIC Tamara	8 SEP 1993	1.73/5'8"	67.0/148				
	1018	PODLESNIK Veronika	22 JAN 1994	1.66/5'5"	60.0/132				
	1021	TOMICIC PREZELJ Joni	25 AUG 1993	1.64/5'5"	56.0/123				
	1302	PONIKVAR Katja	29 OCT 1996	1.64/5'5"	57.0/126				
		SLOVENIA				4x400m Relay			
	1011	KODRIC Aneja	13 JAN 1993	1.70/5'7"	63.0/139				
	1017	PLAZNIK Anja	10 DEC 1996	1.68/5'6"	54.0/119				
	1022	ZUPANIC Tamara	8 SEP 1993	1.73/5'8"	67.0/148				
	1010	KAVKA Eva	14 OCT 1993	1.72/5'8"	61.0/134				
	1021	TOMICIC PREZELJ Joni	25 AUG 1993	1.64/5'5"	56.0/123	100m Hurdles	13.49	13.56	13.49
	1022	ZUPANIC Tamara	8 SEP 1993	1.73/5'8"	67.0/148	400m	56.54	56.00	56.54

Total athletes: 15



ENTRY LIST BY NUSF As of 22 AUG 2017

各代表團參賽名單

NUSF	Bib No	Name	Date of Birth	Height m/ft in	Weight kg/lbs	Event	Season Best	Personal Best	Qualifying Best
SRB - Serbia									
	1027	BARJAKTAROVIC Zorana	2 MAR 1996			100m	11.53	11.53	11.53
						200m	23.00	23.00	23.00
	1028	PETKOVIC Ivana	12 JAN 1992			100m Hurdles	13.61	13.61	13.61
		SERBIA				4x100m Relay	10.50		10.50
	1028	PETKOVIC Ivana	12 JAN 1992						
	1030	SIRMIC Katarina	28 APR 1991						
	1029	SIMIC Nikoleta	19 NOV 1996						
	1027	BARJAKTAROVIC Zorana	2 MAR 1996						
	1029	SIMIC Nikoleta	19 NOV 1996			100m	11.82	11.82	11.82
	1030	SIRMIC Katarina	28 APR 1991			200m	23.93	23.93	23.93
	1031	TERZIC Amela	2 JAN 1993			800m	2:04.30	1:59.90	2:04.30
						1500m	4:06.29	4:04.77	4:06.29
						5000m	25:00.00	25:00.00	25:00.00

Total athletes: 5



ENTRY LIST BY NUSF As of 22 AUG 2017

各代表團參賽名單

NUSF	Bib No	Name	Date of Birth	Height m/ft in	Weight kg/lbs	Event	Season Best	Personal Best	Qualifying Best
SRI - Sri Lanka									
	1046	GODAGEDARA VIDAN H	21 AUG 1995	1.60/5'3"	45.0/99	400m Hurdles	1:10.62	1:10.62	1:10.62
	1047	HENAPOLA Piyumi Ahinsa J	10 APR 1994	1.67/5'6"	55.0/121	Javelin	36.09	39.04	36.09
	1048	HENRY HENDERSON Nadeeshani	11 AUG 1993	1.60/5'3"	59.0/130	100m	12.19	12.19	12.19
						200m	26.04	24.09	26.04
	1049	JAYALATH Kurugamage Mahe	11 DEC 1993	1.53/5'0"	48.0/106	100m	12.23	12.23	12.23
	1050	JAYASINGHA ARACH D	18 JAN 1995	1.58/5'2"	40.0/88	Long Jump	5.11	5.32	5.11
	1051	KETALAKUMBURE G D	29 JAN 1996	1.65/5'5"	55.0/121	Triple Jump	11.29	11.29	11.29
	1052	RATHNAYAKA MUDIY S	2 MAR 1994	1.61/5'3"	48.0/106	400m	59.93	57.20	59.93

Total athletes: 7



ENTRY LIST BY NUSF As of 22 AUG 2017

各代表團參賽名單

NUSF	Bib No	Name	Date of Birth	Height m/ft in	Weight kg/lbs	Event	Season Best	Personal Best	Qualifying Best
SUI - Switzerland									
	1066	BARMET Stefanie Christ	29 FEB 1992			1500m	4:14.95	4:14.95	4:14.95
	1067	DEL PONTE Ajla	15 JUL 1996			100m	11.42	11.33	11.42
	1068	DIETSCHI Evelynne	4 MAR 1996			Half Marathon	1:16:54	1:16:54	1:16:54
	1069	HALBHEER Cornelia	16 AUG 1992			200m	23.16	23.16	23.16
	1070	KORA JOSEPH Salome Kpayero	8 JUN 1994			100m	11.27	11.27	11.27
		SWITZERLAND				4x100m Relay	42.50		42.50
	1069	HALBHEER Cornelia	16 AUG 1992						
	1067	DEL PONTE Ajla	15 JUL 1996						
	1070	KORA JOSEPH Salome Kpayero	8 JUN 1994						
	1074	ZIMMERMANN Vanessa	11 JUN 1990						
	1073	VON JACKOWSKI Selina Louise	10 DEC 1997						
	1065	AGNOU Caroline Jasmin	26 MAY 1996						
	1073	VON JACKOWSKI Selina Louise	10 DEC 1997			100m Hurdles	13.52	13.52	13.52
	1074	ZIMMERMANN Vanessa	11 JUN 1990			400m	52.89	52.89	52.89

Total athletes: 8



ENTRY LIST BY NUSF As of 22 AUG 2017
各代表團參賽名單

NUSF	Bib No	Name	Date of Birth	Height m/ft in	Weight kg/lbs	Event	Season Best	Personal Best	Qualifying Best
SVK - Slovakia									
	1087	BEZEKOVA Alexandra	13 AUG 1992			100m	11.53	11.50	11.53
						200m	23.44	23.44	23.44
	1088	DUNAJSKA Tatiana	25 JUL 1992			High Jump	1.86	1.86	1.86
	1089	KANUCHOVA Veronika	19 APR 1993			Hammer	66.06	69.48	66.06
	1090	LAJCAKOVA Stanislava	20 APR 1996			100m Hurdles	13.35	13.35	13.35
						Heptathlon	5660	5660	5660
	1091	LEDECKA Daniela	4 NOV 1996			400m Hurdles	59.06	59.06	59.06
	1092	MOKRASOVA Lucia	27 MAR 1994			Heptathlon	5671	5789	5671

Total athletes: 6



TAIPEI STADIUM
臺北田徑場

ATHLETICS
田徑

WOMEN
女子



TAIPEI 2017
29th SUMMER UNIVERSIADE

ENTRY LIST BY NUSF As of 22 AUG 2017
各代表團參賽名單

NUSF	Bib No	Name	Date of Birth	Height m/ft in	Weight kg/lbs	Event	Season Best	Personal Best	Qualifying Best
------	--------	------	---------------	----------------	---------------	-------	-------------	---------------	-----------------

SWE - Sweden

1094	AAKERSTROEM	Frida Sofia	29 NOV 1990			Shot Put	15.51	16.62	15.51
------	-------------	-------------	-------------	--	--	----------	-------	-------	-------

Total athletes: 1





ENTRY LIST BY NUSF As of 22 AUG 2017

各代表團參賽名單

NUSF	Bib No	Name	Date of Birth	Height m/ft in	Weight kg/lbs	Event	Season Best	Personal Best	Qualifying Best
SWZ - Swaziland									
	1096	SEYAMA Nonhlanhla Erikah	19 JAN 1994	1.64/5'5"	52.0/115	High Jump	1.80	1.80	1.80
	1097	VILAKATI Nolwazi Knowledge	28 SEP 1996	1.82/6'0"	56.0/123	100m	13.00	13.00	13.00
						200m	27.50	27.50	27.50

Total athletes: 2



TAIPEI STADIUM
臺北田徑場

ATHLETICS
田徑



TAIPEI 2017
29th SUMMER UNIVERSIADE

WOMEN
女子

ENTRY LIST BY NUSF As of 22 AUG 2017
各代表團參賽名單

NUSF	Bib No	Name	Date of Birth	Height m/ft in	Weight kg/lbs	Event	Season Best	Personal Best	Qualifying Best
TAN - United Republic of Tanzania									
	1099	MAHAMUDU Happy Twaha	22 JUN 1992			100m	13.40	13.40	13.40
						200m	23.31	23.31	23.31

Total athletes: 1





ENTRY LIST BY NUSF As of 22 AUG 2017

各代表團參賽名單

NUSF	Bib No	Name	Date of Birth	Height m/ft in	Weight kg/lbs	Event	Season Best	Personal Best	Qualifying Best
THA - Thailand									
THAILAND						4x100m Relay	44.77		44.77
	1123	WANNAKIT Tassaporn	23 NOV 1989						
	1114	CHATTHA On-Uma	27 MAR 1997						
	1119	PAKDEE Kanyarat	6 JAN 1993						
	1113	CHAROENSUK Parichat	16 APR 1998						
	1121	RUNAN Sureewan	3 MAY 1997						
	1122	THIPAT Supawan	10 FEB 1994						
THAILAND						4x400m Relay	3:38.63		3:38.63
	1115	ENG-CHUAN Atchima	10 FEB 1990						
	1120	POOLKerd Supanich	28 NOV 1997						
	1116	HOEMHUK Pornpan	3 JUN 1993						
	1118	KHONKHAM Jutamas	6 MAY 1991						
	1117	KAEODI Thanphimon	27 DEC 1997						
	1112	ATHIWET Apinya	12 JUN 1998						

Total athletes: 12



ENTRY LIST BY NUSF As of 22 AUG 2017

各代表團參賽名單

NUSF	Bib No	Name	Date of Birth	Height m/ft in	Weight kg/lbs	Event	Season Best	Personal Best	Qualifying Best
TPE - Chinese Taipei									
	1154	CHANG Chia-Feng	15 AUG 1993			20km Walk	1:40	1:40	1:40
	1155	CHANG Chih-Hsuan	7 OCT 1994			Half Marathon	1:19:06	1:19:06	1:19:06
	1156	CHANG Chu	11 SEP 1997			Javelin		55.35	
	1157	CHEN Yu-Hsuan	16 JAN 1993			Half Marathon	1:19:28	1:19:28	1:19:28
	1158	CHIANG Ru-Ching	13 DEC 1995			Shot Put	15.45	15.45	15.45
		CHINESE TAIPEI				4x100m Relay	47.66		47.66
	1165	KO Ching-Ting	9 MAY 1992						
	1160	FANG An-Chi	7 MAY 1999						
	1162	HSU Ya-Ting	5 FEB 1997						
	1163	HU Chia-Chen	28 MAR 1997						
	1172	SYU Yong-Jie	7 OCT 1992						
		CHINESE TAIPEI				Team Half Marathon			
	1159	CHU Chia-Ling	11 JAN 1991			Heptathlon	5519	5519	5519
	1161	HSIEH Hsi-En	29 SEP 1994			100m Hurdles	13.50	13.50	13.50
	1163	HU Chia-Chen	28 MAR 1997			100m	11.70	11.70	11.70
	1164	HUNG Pei-Ning	10 FEB 1994			Triple Jump	12.25	13.48	12.25
	1166	LI Hui-Jun	12 MAY 1999			Javelin	54.37	54.37	54.37
	1167	LI Tsai-Yi	3 DEC 1989			Discus	55.66	60.23	55.66
	1168	LIN Shih-Ting	13 MAY 1999			100m Hurdles	13.63	13.63	13.63
	1169	LIN Tsai-Ying	17 APR 1997			Pole Vault	3.70	3.75	3.70
	1170	LIN Yu-Chieh	8 SEP 1998			400m Hurdles	1:00.00	1:00.00	1:00.00
	1171	LIOU Ya-Jyun	20 SEP 1993			Long Jump	6.32	6.32	6.32
						Heptathlon	5461	5461	5461
	1172	SYU Yong-Jie	7 OCT 1992			200m	24.01	23.82	24.01
	1173	TSAO Chun-Yu	5 NOV 1991			Half Marathon	1:16:45	1:16:45	1:16:45
	1174	YOU Ya-Jyun	9 DEC 1990			Half Marathon	1:18:14	1:18:14	1:18:14

Total athletes: 21



TAIPEI STADIUM
臺北田徑場

TAIPEI 2017
29th SUMMER UNIVERSIADE

ATHLETICS
田徑

WOMEN
女子



ENTRY LIST BY NUSF As of 22 AUG 2017
各代表團參賽名單

NUSF	Bib No	Name	Date of Birth	Height m/ft in	Weight kg/lbs	Event	Season Best	Personal Best	Qualifying Best
------	--------	------	---------------	----------------	---------------	-------	-------------	---------------	-----------------

TTO - Trinidad and Tobago

1179	WARREN	Portious Kerish	2 MAR 1996	1.68/5'6"	96.0/212	Shot Put	16.90	16.90	16.90
------	--------	-----------------	------------	-----------	----------	----------	-------	-------	-------

Total athletes: 1





ENTRY LIST BY NUSF As of 22 AUG 2017

各代表團參賽名單

NUSF	Bib No	Name	Date of Birth	Height m/ft in	Weight kg/lbs	Event	Season Best	Personal Best	Qualifying Best
TUR - Turkey									
	1193	AKPINAR Sebahat	20 JUL 1993			Half Marathon	1:16:06	1:16:06	1:16:06
	1194	AYDEMIR Esma	1 JAN 1992			10000m	32:41.03	32:41.03	32:41.03
						Half Marathon	1:11:55	1:11:49	1:11:55
	1195	BITGIN Cemre	21 JAN 1996			Triple Jump	13.32	13.32	13.32
	1196	DEMIR Fatma	5 MAY 1996			Half Marathon	1:17:20	1:17:20	1:17:20
	1197	EYTEMIS Sevilay	3 APR 1993			10000m	33:45.00	33:45.00	33:45.00
						Half Marathon	1:15:09	1:15:09	1:15:09
	1198	GOREN Elif	14 FEB 1990			400m Hurdles	57.58	56.56	57.58
	1199	GUVENC Tugba	9 JUL 1994			3000m Steeplechase	9:26.09	9:26.09	9:26.09
	1200	KAYA Ozlem	20 APR 1990			3000m Steeplechase	9:41.27	9:30.23	9:41.27
	1201	KAYA SALMAN Kivilcim	27 MAR 1992			Hammer	71.37	72.55	71.37
	1202	KOKU Busra Nur	26 MAR 1996			10000m	33:24.74	33:24.74	33:24.74
						Half Marathon	1:13:03	1:13:03	1:13:03
	1203	TUGSUZ Eda	27 MAR 1997			Javelin	67.21	67.21	67.21
	1204	TUNA Emine Hatun	7 DEC 1995			5000m	16:03.96	16:03.96	16:03.96
		TURKEY				Team Half Marathon			

Total athletes: 12



ENTRY LIST BY NUSF As of 22 AUG 2017

各代表團參賽名單

NUSF	Bib No	Name	Date of Birth	Height m/ft in	Weight kg/lbs	Event	Season Best	Personal Best	Qualifying Best
UGA - Uganda									
	1216	AJOK Docus	12 JUL 1994			800m	2:02.90	2:02.90	2:02.90
						1500m	4:23.10	4:23.10	4:23.10
	1217	AMURON Agnes Harriet	28 DEC 1993	1.65/5'5"	54.0/119	800m	2:09.08	2:09.08	2:09.08
						1500m	4:33.50	4:33.50	4:33.50
	1218	AYIKORU Scovia	14 JAN 1994	1.65/5'5"	62.0/137	100m	11.84	11.84	11.84
						200m	24.27	24.27	24.27
	1219	CHEBET Annet	14 FEB 1991			5000m	18:26.10	18:26.10	18:26.10
						10000m	36:16.40	36:16.40	36:16.40
						3000m Steeplechase	11:53.80	11:15.00	11:53.80
	1220	SHIDA Leni	22 MAY 1994	1.67/5'6"	65.0/143	200m	23.71	23.71	23.71
						400m	52.51	52.51	52.51
	1221	UNYUTHFUA Mary Zawadi	3 FEB 1993			100m	12.12	12.00	12.12
						Long Jump	6.05	6.11	6.05

Total athletes: 6



ENTRY LIST BY NUSF As of 22 AUG 2017

各代表團參賽名單

NUSF	Bib No	Name	Date of Birth	Height m/ft in	Weight kg/lbs	Event	Season Best	Personal Best	Qualifying Best
UKR - Ukraine									
	1236	BRYZGINA Anastasiia	9 JAN 1998			400m	51.89	51.89	51.89
	1237	GERASHCHENKO Iryna	10 MAR 1995			High Jump	1.94	1.94	1.94
	1239	HAVRYLIUK Tamara	14 DEC 1995			20km Walk	1:32	1:32	1:32
	1241	KASHYNA Inna	27 SEP 1991			20km Walk	1:30	1:30	1:30
	1243	KLYMIUK Kateryna	2 JUN 1995			400m	52.25	52.25	52.25
	1245	KOLESNYCHENKO Olena	3 JUN 1993			400m Hurdles	53.39	53.39	53.39
	1246	KYLYPKO Maryna	10 NOV 1995			Pole Vault	4.65	4.65	4.65
	1248	LIAKHOVA Olga	18 MAR 1992			800m	1:58.32	1:58.32	1:58.32
	1250	MYRONCHUK Valentyna	10 AUG 1994			20km Walk	1:34	1:34	1:34
	1251	OKUNIEVA Oksana	14 MAR 1990			High Jump	1.98	1.98	1.98
	1252	RAITA Oksana	5 MAR 1993			3000m Steeplechase	10:18.40	10:18.40	10:18.40
	1255	TSVILII Alina	18 SEP 1994			20km Walk	1:33	1:33	1:33
		UKRAINE				4x400m Relay			
	1236	BRYZGINA Anastasiia	9 JAN 1998						
	1235	BIBIK Olha	5 FEB 1990						
	1249	MELNYK Tetiana	2 APR 1995						
	1243	KLYMIUK Kateryna	2 JUN 1995						
	1245	KOLESNYCHENKO Olena	3 JUN 1993						
	1244	KOBA Dzhois	26 FEB 1998						
		UKRAINE				Team 20km Walk			

Total athletes: 15



ENTRY LIST BY NUSF As of 22 AUG 2017

各代表團參賽名單

NUSF	Bib No	Name	Date of Birth	Height m/ft in	Weight kg/lbs	Event	Season Best	Personal Best	Qualifying Best
USA - United States of America									
	1272	ALLMAN Valarie Carolyn	23 FEB 1995			Discus	64.69	64.69	64.69
	1273	BOHAN Christine Jean	14 JUL 1995			Shot Put	16.59	16.87	16.59
						Discus	50.79	50.79	50.79
	1274	BOOKMAN Deonca Dicole	29 OCT 1995			400m Hurdles	57.84	57.84	57.84
	1275	BURKS Tonyecia Kapri	29 APR 1996			Triple Jump	13.51	13.51	13.51
	1276	DUNLAP Jennifer Lynne	26 APR 1996			1500m	4:35.83	4:35.83	4:35.83
	1277	HARDNETT Kelli Nichole	31 MAY 1994			400m	54.49	54.05	54.49
	1278	HAWKINS Birexus Janae	18 JUL 1998			400m	53.64	53.64	53.64
	1279	HENDERSON Justice Kerissa	1 SEP 1998			Long Jump	6.03	6.12	6.03
	1280	MARTIN Mikaila Alexis	14 APR 1997			Hammer	59.44	59.44	59.44
	1281	SAMUELS Samiyah Brielle	2 OCT 1997			Long Jump	6.58	6.43	6.58
	1282	SCAIFE Taylor Thristin	25 DEC 1996			Hammer	18.24	18.24	18.24
	1283	SIERRA Selena Ann	15 SEP 1993			3000m Steeplechase	10:26.41	10:31.07	10:26.41
	1284	SMITH Sierra Jade	22 OCT 1997			100m	11.52	11.52	11.52
		UNITED STATES of AMERICA				4x100m Relay	44.35		44.35
	1279	HENDERSON Justice Kerissa	1 SEP 1998						
	1285	WILLIAMS Tori Monique	14 DEC 1994						
	1281	SAMUELS Samiyah Brielle	2 OCT 1997						
	1284	SMITH Sierra Jade	22 OCT 1997						
	1277	HARDNETT Kelli Nichole	31 MAY 1994						
	1275	BURKS Tonyecia Kapri	29 APR 1996						
		UNITED STATES of AMERICA				4x400m Relay	3:38.51		3:38.51
	1278	HAWKINS Birexus Janae	18 JUL 1998						
	1285	WILLIAMS Tori Monique	14 DEC 1994						
	1274	BOOKMAN Deonca Dicole	29 OCT 1995						
	1277	HARDNETT Kelli Nichole	31 MAY 1994						
	1284	SMITH Sierra Jade	22 OCT 1997						
	1285	WILLIAMS Tori Monique	14 DEC 1994			200m	23.34	23.34	23.34

Total athletes: 14



TAIPEI STADIUM
臺北田徑場

ATHLETICS
田徑



TAIPEI 2017
29th SUMMER UNIVERSIADE

WOMEN
女子

ENTRY LIST BY NUSF As of 22 AUG 2017
各代表團參賽名單

NUSF	Bib No	Name	Date of Birth	Height m/ft in	Weight kg/lbs	Event	Season Best	Personal Best	Qualifying Best
VIE - Vietnam									
	1287	HA Thi Thu	29 JUL 1997			100m	11.63	12.32	11.63
						200m	24.34	24.34	24.34

Total athletes: 1





TAIPEI STADIUM
臺北田徑場

ATHLETICS
田徑



TAIPEI 2017
29th SUMMER UNIVERSIADE

WOMEN
女子

ENTRY LIST BY NUSF As of 22 AUG 2017

各代表團參賽名單

NUSF	Bib No	Name	Date of Birth	Height m/ft in	Weight kg/lbs	Event	Season Best	Personal Best	Qualifying Best
ZAM - Zambia									
	1293	CHITOSHI Musonda	30 NOV 1993			200m	26.78	24.02	26.78
						400m	59.89	58.65	59.89
	1294	KAKWASHA Wabalyao	25 MAY 1997			100m	13.29	13.29	13.29
						200m	24.07	24.07	24.07
	1295	MASEKA Bertha	6 SEP 1995			800m	1:45.02	1:45.02	1:45.02

Total athletes: 3





ENTRY LIST BY EVENT As of 22 AUG 2017
各項目參賽名單

Bib	Name	NUSF Code	Date of Birth	Season Best	Personal Best	Qualifying Best
6	ATHMANI Skander Djamil	ALG	21 JUN 1992	10.45	10.45	10.45
23	ROBLEDO Matias Exequiel	ARG	17 MAY 1990	10.68	10.52	10.68
20	CARACASSIS Jorge Oscar	ARG	27 OCT 1994	10.70	10.64	10.70
46	JUNG Jin Su	AUS	16 NOV 1993	10.32	10.27	10.32
37	BROWNING Rohan Jackson	AUS	31 DEC 1997	10.40	10.40	10.40
77	FUCHS Markus	AUT	14 NOV 1995	10.36	10.36	10.36
112	SEBELE Ditiro Kago	BOT	27 OCT 1993	10.40	10.40	10.40
113	THWANYANE Rebeilwe Saviou	BOT	27 JUL 1993	10.80	10.80	10.80
131	OLIVEIRA CONSTANTINO Gabriel	BRA	9 FEB 1995	10.37	10.37	10.37
163	MAKINDE Oluwasegun Vict	CAN	6 JUL 1991	10.39	10.24	10.39
161	LINDE James Kenneth	CAN	18 AUG 1994	10.42	10.42	10.42
210	JIANG Hengnan	CHN	6 OCT 1995	10.40	10.40	10.40
278	STROMSIK Zdenek	CZE	25 NOV 1994	10.29	10.29	10.29
280	ZALESKY Dominik	CZE	23 AUG 1995	10.31	10.31	10.31
294	GABRIELSEN Benjamin Habib	DEN	13 JUN 1995	10.95	10.84	10.95
359	MYLLYMAEKI Ville Veikko Va	FIN	15 JAN 1990	10.47	10.38	10.47
363	RANTALA Eetu Werner	FIN	5 JUN 1993	10.57	10.30	10.57
392	MENDIOLA Steve Jr.	FSM	9 SEP 1996	11.95	11.45	11.95
401	OSEWA Samuel Ikponmwo	GBR	17 APR 1991	10.21	10.21	10.21
416	NGUEMA AYEKABA Fidel Obama	GEQ	29 OCT 1999	12.32	12.30	12.32
453	OPOKU AGYEMANG Shadrack	GHA	24 DEC 1992	10.40	10.40	10.40
455	YEBOAH Emmanuel	GHA	10 AUG 1997	10.53	10.36	10.53
463	ADONIS Owen Victor Sol	GUY	16 JUL 1992	10.73	10.73	10.73
468	WAN Hin Chung	HKG	12 FEB 1995	10.64	10.64	10.64
466	CHAN Yan Lam	HKG	12 JAN 1994	10.89	10.86	10.89
472	NORALES TOMAS Josef Semir	HON	14 NOV 1991	10.47	10.47	10.47
488	KUSUMAWARNI Prasha Rizki	INA	20 APR 1998	10.97	10.97	10.97
512	LAWLER Marcus	IRL	28 FEB 1995	10.30	10.30	10.30
526	PERSIADO Imri	ISR	25 SEP 1994	10.38	10.38	10.38
532	CATTANEO Federico	ITA	14 JUL 1993	10.28	10.28	10.28
531	CASSANO Luca Antonio	ITA	23 AUG 1995	10.36	10.36	10.36
558	TRACEY Tyquendo	JAM	10 JUN 1993	10.12	10.12	10.12
585	TADA Shuhei	JPN	24 JUN 1996	10.08	10.08	10.08
586	TANAKA Yusuke	JPN	11 JAN 1998	10.30	10.30	10.30
608	GRIGORYEV Vladislav	KAZ	10 JAN 1997	10.26	10.26	10.26
618	ZEMS Vyacheslav	KAZ	2 MAY 1998	10.70	10.70	10.70
630	ASAMBA Dan Kiviasi	KEN	23 JUN 1993	10.1-		10.1-
637	OMURWA Ferdinand Omany	KEN	1 FEB 1996	10.25	10.14	10.25
657	LEE Jiwoo	KOR	24 OCT 1995	10.46	10.46	10.46
674	ALSHUQAYFI Abdullah Mohamm	KSA	26 OCT 1990	11.04	10.96	11.04
667	ALMOSELEM Saleh Hussain H	KSA	23 NOV 1993	11.19	11.02	11.19
682	PARANDJUKS Rihards	LAT	12 APR 1994	11.06	10.94	11.06
695	BOULOS Christophe	LBN	20 AUG 1996	10.62	10.62	10.62
703	KHERENG Khereng Nelson	LES	19 JUN 1997	10.68	10.68	10.68
715	SAVICKAS Ugnius	LTU	22 JAN 1992	10.44	10.44	10.44
717	SKRABULIS Kostas	LTU	4 AUG 1992	10.44	10.44	10.44
731	TANG Cho Hin	MAC	4 DEC 1996	11.23	10.90	11.23
733	RAMANANJATOVO Jose Mariolla	MAD	21 MAY 1989	10.77	10.74	10.77
741	YASMIN Muhammad Aqil	MAS	28 OCT 1997	10.48	10.63	10.48



ENTRY LIST BY EVENT As of 22 AUG 2017

各項目參賽名單

Bib	Name	NUSF Code	Date of Birth	Season Best	Personal Best	Qualifying Best
751	GALLEGOS MORENO Heber	MEX	13 APR 1992	10.28	10.21	10.28
745	ALANIS PRIETO Juan Carlos	MEX	31 AUG 1994	10.35	10.35	10.35
795	CHHETRI Krishna	NEP	7 SEP 1992	11.25	11.25	11.25
799	HARRY Chukwudike Harr	NGR	9 JAN 1994	10.57	10.39	10.57
804	UGWUOKE Mellitus Okechu	NGR	27 FEB 1996	10.95	10.95	10.95
813	ABDOULAYE YATAGA Ali	NIG	10 DEC 1989	11.00	11.00	11.00
817	MARTINSEN Hallgeir	NOR	10 JAN 1989	10.67	10.67	10.67
828	MILLAR Joseph Fitzgera	NZL	24 SEP 1992	10.18	10.18	10.18
841	AL MARJABI Ali Rashid Sali	OMA	1 JUL 1995	10.88	10.83	10.88
861	KAUFMAN Sean Michael	PHI	23 APR 1998	11.00	11.00	11.00
859	GO Yuhei	PHI	30 JUN 1995	11.06	11.06	11.06
880	HAMPEL Eryk Pawel	POL	3 DEC 1997	10.36	10.36	10.36
889	SLOWIKOWSKI Przemyslaw Stef	POL	20 NOV 1993	10.42	10.27	10.42
921	ANTUNES Diogo	POR	2 NOV 1992	10.27	10.27	10.27
966	ROTO Thando	RSA	26 SEP 1995	9.95	9.95	9.95
994	TAN Zong Yang	SGP	11 JUN 1994	10.99	10.92	10.99
999	OTHMAN Mohamed Sahid	SLE	19 NOV 1996	10.62	10.62	10.62
1006	KRAMBERGER Jan	SLO	7 FEB 1995	10.52	10.52	10.52
1008	VRHUNEC Enej	SLO	1 OCT 1996	10.65	10.65	10.65
1025	KIJANOVIC Aleksa	SRB	31 MAR 1997	10.59	10.59	10.59
1039	KOTTAHACHCHI Kavindu Araliya	SRI	20 APR 1994	11.11	10.81	11.11
1058	MANCINI Pascal	SUI	18 APR 1989	10.25	10.25	10.25
1055	CLIVAZ Florian Pascal	SUI	30 SEP 1994	10.38	10.38	10.38
1085	VOLKO Jan	SVK	2 NOV 1996	10.15	10.15	10.15
1076	BUJNA Simon	SVK	27 DEC 1995	10.64	10.64	10.64
1095	DLAMINI Benele Simphiwe	SWZ	16 JAN 1993	11.10	11.10	11.10
1098	HOZZA Taratibu Machak	TAN	5 OCT 1990	11.55	11.55	11.55
1148	YANG Chun-Han	TPE	1 JAN 1997	10.22	10.22	10.22
1177	MORAIN Moriba Joseph	TTO	8 OCT 1992	10.09	10.09	10.09
1176	BALLANTYNE Micah Anrian	TTO	14 APR 1995	10.46	10.46	10.46
1190	SAFER Izzet	TUR	10 JUL 1990	10.48	10.37	10.48
1212	OKETAYOT Francis	UGA	31 OCT 1995	10.50	10.60	10.50
1206	ADOME Pius	UGA	9 JAN 1993	10.66	10.66	10.66
1261	BURRELL Cameron Malik	USA	11 SEP 1994	9.93	9.93	9.93
1263	COLLINS Le Shon Jabre	USA	11 DEC 1993	10.00	10.00	10.00
1286	VO Ngoc Huy	VIE	10 AUG 1997	10.67	10.67	10.67
1291	SILWIMBA Edgar	ZAM	6 SEP 1994	10.89	10.89	10.89
1297	MUWISHI Gerren	ZIM	19 MAR 1994	10.66	10.48	10.66
1298	SHAVA Ushe	ZIM	18 OCT 1993	10.83	10.75	10.83

Total number of entries: 88



TAIPEI STADIUM
臺北田徑場

TAIPEI 2017
29th SUMMER UNIVERSIADE

ATHLETICS
田徑

MEN'S 200M
男子200公尺



ENTRY LIST BY EVENT As of 22 AUG 2017

各項目參賽名單

Bib	Name	NUSF Code	Date of Birth	Season Best	Personal Best	Qualifying Best
6	ATHMANI Skander Djamil	ALG	21 JUN 1992	20.45	20.45	20.45
23	ROBLEDO Matias Exequiel	ARG	17 MAY 1990	21.70	21.70	21.70
20	CARACASSIS Jorge Oscar	ARG	27 OCT 1994	21.84	21.84	21.84
77	FUCHS Markus	AUT	14 NOV 1995	21.23	21.23	21.23
100	IBRAHIMPASIC Faris	BIH	14 SEP 1995	22.19	22.19	22.19
112	SEBELE Ditiro Kago	BOT	27 OCT 1993	20.96	20.96	20.96
111	MOSABATA Samuel Treasure	BOT	25 AUG 1989	21.81	21.81	21.81
127	GOMES DA SILVA JUNI Aldemir	BRA	8 JUN 1992	20.15	20.15	20.15
125	DOS SANTOS Aliffer Junior	BRA	18 APR 1997	20.82	20.82	20.82
141	TONEV Borislav Plamen	BUL	21 MAR 1993	21.13	21.13	21.13
161	LINDE James Kenneth	CAN	18 AUG 1994	20.70	20.70	20.70
170	ROBINSON Lucanus	CAN	12 MAR 1996	21.12	21.12	21.12
220	ZHANG Ruixuan	CHN	16 JAN 1996	20.86	20.86	20.86
237	NALIALI Christopher Kev	CIV	8 MAR 1992	20.76	20.76	20.76
304	STROEM Emil Kaare	DEN	26 FEB 1993	22.09	21.87	22.09
321	SANTOS AQUINO Luguelin Miguel	DOM	12 NOV 1992	20.50	20.70	20.50
320	SANTOS AQUINO Juander	DOM	7 MAY 1995	20.91	20.91	20.91
1303	CHARLES MEN Andito	DOM	30 AUG 1994			
1304	DÍAZ OROZCO Kendris Eliezer	DOM	3 JAN 1994			
330	GOROSKO Jakob	EST	3 OCT 1992	21.90	21.30	21.90
364	SAMUELSSON Samuli Kalevi	FIN	23 JUN 1995	20.73	20.73	20.73
380	JOHN Jeffrey	FRA	6 JUN 1992	20.31	20.31	20.31
392	MENDIOLA Steve Jr.	FSM	9 SEP 1996	22.88	22.50	22.88
454	OPOKU Stephen Kwame	GHA	27 AUG 1996	21.14	21.14	21.14
452	KOFITSE Godfred	GHA	28 NOV 1997	21.27	21.27	21.27
463	ADONIS Owen Victor Sol	GUY	16 JUL 1992	21.71	21.71	21.71
466	CHAN Yan Lam	HKG	12 JAN 1994	21.40	21.40	21.40
488	KUSUMAWARNI Prasha Rizki	INA	20 APR 1998	22.12	22.12	22.12
512	LAWLER Marcus	IRL	28 FEB 1995	20.71	20.71	20.71
526	PERSIADO Imri	ISR	25 SEP 1994	21.99	21.56	21.99
558	TRACEY Tyquendo	JAM	10 JUN 1993	20.39	20.39	20.39
567	ABUALHUMMOS Abdelrahman	JOR	17 JAN 1994	22.02	22.02	22.02
591	YAMASHITA Jun	JPN	23 AUG 1997	20.59	20.59	20.59
573	KITAGAWA Sho	JPN	17 DEC 1995	20.69	20.69	20.69
608	GRIGORYEV Vladislav	KAZ	10 JAN 1997	20.58	20.58	20.58
630	ASAMBA Dan Kiviasi	KEN	23 JUN 1993	21.00	21.00	21.00
637	OMURWA Ferdinand Omany	KEN	1 FEB 1996	21.67	21.03	21.67
656	KO Seunghwan	KOR	14 NOV 1997	21.46	21.18	21.46
672	ALQURAYA Abdulsalam Sale	KSA	3 JUN 1997	22.34	22.34	22.34
1300	MAHNASHI Mohammed	KSA				
682	PARANDJUKS Rihards	LAT	12 APR 1994	22.71	22.71	22.71
695	BOULOS Christophe	LBN	20 AUG 1996	22.10	22.10	22.10
703	KHERENG Khereng Nelson	LES	19 JUN 1997	21.40	21.40	21.40
717	SKRABULIS Kostas	LTU	4 AUG 1992	21.23	21.23	21.23
715	SAVICKAS Ugnius	LTU	22 JAN 1992	21.37	21.37	21.37
731	TANG Cho Hin	MAC	4 DEC 1996	21.99	21.99	21.99
741	YASMIN Muhammad Aqil	MAS	28 OCT 1997	21.66	21.62	21.66
756	MORENO LOPEZ Ivan Eduardo	MEX	1 JAN 1995	20.80	20.80	20.80
762	SEPULVEDA FURBER Arturo Bernardo	MEX	29 OCT 1996	21.13	21.13	21.13





ENTRY LIST BY EVENT As of 22 AUG 2017
各項目參賽名單

Bib	Name	NUSF Code	Date of Birth	Season Best	Personal Best	Qualifying Best
783	NARIB Gideon Ernst	NAM	27 MAY 1990	20.94	20.94	20.94
802	OKOYE Andrew Jon Chi	NGR	29 JUL 1994	20.91	20.91	20.91
796	ADENIJI Adedamola Oluwa	NGR	24 NOV 1994	21.67	21.67	21.67
813	ABDOULAYE YATAGA Ali	NIG	10 DEC 1989	21.70	21.70	21.70
817	MARTINSEN Hallgeir	NOR	10 JAN 1989	22.00	22.00	22.00
818	PETTERSEN Even	NOR	12 OCT 1993	22.01	22.01	22.01
828	MILLAR Joseph Fitzgera	NZL	24 SEP 1992	20.37	20.37	20.37
841	AL MARJABI Ali Rashid Sali	OMA	1 JUL 1995	21.50	21.20	21.50
855	IRIARTE ARFINENGO Luis Adrian	PER	18 APR 1997	22.23	22.23	22.23
861	KAUFMAN Sean Michael	PHI	23 APR 1998	22.50	22.50	22.50
859	GO Yuhei	PHI	30 JUN 1995	23.42	23.42	23.42
893	ZACZEK Artur	POL	28 FEB 1989	20.76	20.76	20.76
886	MITKA Piotr Kacper	POL	22 AUG 1994	21.56	21.18	21.56
936	NEAGOE Ionut Andrei	ROU	11 JUN 1994	21.20	21.20	21.20
967	TITI Ncincilili	RSA	15 DEC 1993	20.14	20.14	20.14
956	MAARTENS Joachim Hendrik	RSA	24 MAY 1996	20.40	20.40	20.40
999	OTHMAN Mohamed Sahid	SLE	19 NOV 1996	21.66	21.66	21.66
1005	KNAP Kristof	SLO	25 JUN 1991			
1025	KIJANOVIC Aleksa	SRB	31 MAR 1997	21.21	21.21	21.21
1045	WIJESUNDARA MUDIYANSELAGE Sachithra	SRI	3 AUG 1993	22.37	22.37	22.37
1064	WICKI Silvan	SUI	13 FEB 1995	20.70	20.70	20.70
1060	MOUTHON Bastien	SUI	25 JUL 1994	20.99	20.99	20.99
1085	VOLKO Jan	SVK	2 NOV 1996	20.33	20.33	20.33
1076	BUJNA Simon	SVK	27 DEC 1995	21.67	21.67	21.67
1095	DLAMINI Benele Simphiwe	SWZ	16 JAN 1993	22.90	22.90	22.90
1098	HOZZA Taratibu Machak	TAN	5 OCT 1990	22.23	22.23	22.23
1126	USMANOV Shukhrat	TJK	9 OCT 1994	21.80	21.30	21.80
1148	YANG Chun-Han	TPE	1 JAN 1997	20.66	20.53	20.66
1151	YEH Shou-Po	TPE	3 MAR 1999	21.14	21.14	21.14
1178	TELESFORD Dan Neil Javan	TTO	9 SEP 1990	20.80	20.80	20.80
1190	SAFER Izzet	TUR	10 JUL 1990	21.16	20.86	21.16
1206	ADOME Pius	UGA	9 JAN 1993	20.81	20.81	20.81
1213	OKOT Benson	UGA	31 DEC 1996	21.34	21.34	21.34
1269	MARTIN Jacarias Terrez	USA	14 JAN 1996	20.49	20.49	20.49
1260	BROWN Curtis De'sean	USA	14 MAR 1995	21.23	21.04	21.23
1286	VO Ngoc Huy	VIE	10 AUG 1997	21.20	21.70	21.20
1291	SILWIMBA Edgar	ZAM	6 SEP 1994	22.88	22.88	22.88
1297	MUWISHI Gerren	ZIM	19 MAR 1994	21.48	21.32	21.48

Total number of entries: 87



ENTRY LIST BY EVENT

As of 22 AUG 2017

各項目參賽名單

Bib	Name	NUSF Code	Date of Birth	Season Best	Personal Best	Qualifying Best
7	BEKAR Mohamed Islem	ALG	1 AUG 1993	47.02	47.02	47.02
110	MESHACK Clifton Kagisa	BOT	27 DEC 1996	47.14	47.14	47.14
145	SAWADOGO Bienvenu Wendla	BUR	31 DEC 1995	46.85	46.85	46.85
151	AYESU ATTAH Benjamin Kweku	CAN	28 APR 1993	46.27	46.20	46.27
157	GEORGE Nathaniel Keena	CAN	7 JAN 1994	46.33	45.94	46.33
212	LI Runyu	CHN	29 DEC 1994	47.06	46.61	47.06
219	YANG Zeping	CHN	3 APR 1994	47.42	47.26	47.42
260	RUZIC Mateo	CRO	16 AUG 1994	46.13	46.13	46.13
265	LESCAY PARDO Yoandys Alberto	CUB	5 JAN 1994	46.51	45.00	46.51
279	TESAR Jan	CZE	26 MAR 1990	46.84	45.73	46.84
295	HARTLING Johan Nicolai T	DEN	17 JAN 1994	48.35	47.04	48.35
297	JENSEN Rasmus	DEN	17 SEP 1995	49.53	48.15	49.53
321	SANTOS AQUINO Luguelin Miguel	DOM	12 NOV 1992	45.32	44.91	45.32
319	CHARLES Luis Enrique	DOM	3 DEC 1998	47.01	47.01	47.01
339	UETSMUETS Sten	EST	20 JUL 1994	49.48	48.13	49.48
330	GOROSKO Jakob	EST	3 OCT 1992	49.58	48.03	49.58
448	AGYEMANG Duncan Nuakoh	GHA	6 MAY 1993	47.22	47.22	47.22
464	CHANCE Arinze Nkosi Ka	GUY	20 JAN 1996	46.92	46.81	46.92
492	JACOB Amoj	IND	2 MAY 1998	46.05	46.05	46.05
494	MALIK Pankaj	IND	3 JUL 1998	47.54	47.10	47.54
539	RE Davide	ITA	16 MAR 1993	45.56	45.41	45.56
533	CORSA Daniele	ITA	1 JAN 1996	46.01	46.01	46.01
567	ABUALHUMMOS Abdelrahman	JOR	17 JAN 1994	48.26	48.26	48.26
574	KITAGAWA Takamasa	JPN	5 SEP 1996	45.48	45.48	45.48
614	LITVIN Mikhail	KAZ	5 JAN 1996	47.59	46.08	47.59
617	SOKOLOV Andrey	KAZ	21 JAN 1995	47.76	47.19	47.76
636	OLUMBE Isaac Okelo	KEN	2 JUN 1990	49.11	48.07	49.11
659	LIM Hyoungbin	KOR	3 JUN 1997	47.72	47.72	47.72
1300	MAHNASHI Mohammed	KSA		49.50	49.20	49.50
675	BALI Musaad Ahmed H	KSA	10 SEP 1994	51.40	50.56	51.40
680	IEVINS Ilvars	LAT	23 FEB 1995	49.80	49.80	49.80
696	CHATILA Malek	LBN	8 APR 1996	49.55	49.55	49.55
711	PACEVICIUS Rokas	LTU	10 MAY 1995	47.63	47.63	47.63
734	ARON Anchois	MAS	11 MAR 1993	48.03	48.03	48.03
736	KWONG Kar Jun	MAS	24 APR 1995	48.64	47.64	48.64
783	NARIB Gideon Ernst	NAM	27 MAY 1990	46.50	46.17	46.50
797	AKINKUOWO Ayodeji Oluwato	NGR	16 SEP 1998	48.37	48.37	48.37
801	OGBUKWO Mmaduabuchi She	NGR	7 APR 1999	48.37	48.37	48.37
838	AL BUSAIDI Othman Ali Hila	OMA	5 JAN 1992	47.30	47.04	47.30
839	AL GHEILANI Usama Abdul Rah	OMA	14 APR 1994	48.13	47.54	48.13
849	SADAT Umar	PAK	16 FEB 1995	47.80	47.80	47.80
853	SILVA AZUAGA Ramon Rodrigo	PAR	5 MAY 1993	49.20	49.20	49.20
855	IRIARTE ARFINENGO Luis Adrian	PER	18 APR 1997	48.80	48.80	48.80
887	OMELKO Rafal Konrad	POL	16 JAN 1989	45.23	45.14	45.23
878	DUSZYNSKI Kajetan Patryk	POL	12 MAY 1995	46.33	46.33	46.33
963	NENE Zakithi Busani	RSA	2 APR 1998	46.41	46.41	46.41
1301	MBENGUE Ibrahimia	SEN	2 JAN 1991	47.10	46.80	47.10
994	TAN Zong Yang	SGP	11 JUN 1994	49.27	48.93	49.27
997	KAMARA Alimamy Harry	SLE	2 MAY 1992	47.09	47.09	47.09



ENTRY LIST BY EVENT As of 22 AUG 2017

各項目參賽名單

Bib	Name	NUSF Code	Date of Birth	Season Best	Personal Best	Qualifying Best
1004	JAMNIK Jan	SLO	18 JAN 1996	48.95	48.95	48.95
1005	KNAP Kristof	SLO	25 JUN 1991	50.08	49.45	50.08
1045	WIJESUNDARA MUDIYANSELAGE Sachithra	SRI	3 AUG 1993	48.63	48.00	48.63
1035	DISANAYAKA MUDIYANSELAGE Chalaka U.	SRI	28 MAR 1993	49.29	49.29	49.29
1057	LUTZ Silvan	SUI	17 OCT 1990	46.86	46.86	46.86
1053	ANGELELLA Daniele Ademore	SUI	12 MAR 1991	46.88	46.88	46.88
1078	DANAC Denis	SVK	6 MAY 1993	47.35	47.35	47.35
1126	USMANOV Shukhrat	TJK	9 OCT 1994	48.98	47.71	48.98
1149	YANG Lung-Hsiang	TPE	13 SEP 1996	46.73	46.73	46.73
1175	ALFRED Darren Quaw	TTO	28 AUG 1996	46.73	46.73	46.73
1181	ALTINTAS Batuhan	TUR	28 APR 1996	45.85	45.85	45.85
1208	BINGI Daniel	UGA	2 APR 1990	47.54	47.21	47.54
1213	OKOT Benson	UGA	31 DEC 1996	48.23	48.23	48.23
1299	CLARKE Jordan Shaquill	USA	17 FEB 1994	46.90	46.90	46.90
1290	SHIMUKOWA Charles	ZAM	21 JAN 1995	46.68	46.68	46.68
1288	CHABALA Obrey	ZAM	12 MAY 1997	49.48	49.48	49.48

Total number of entries: 65



TAIPEI STADIUM
臺北田徑場

TAIPEI 2017
29th SUMMER UNIVERSIADE
☆☆☆☆☆

ATHLETICS
田徑

MEN'S 800M
男子800公尺



ENTRY LIST BY EVENT As of 22 AUG 2017

各項目參賽名單

Bib	Name	NUSF Code	Date of Birth	Season Best	Personal Best	Qualifying Best
3	NIKOLLA Malvin	ALB	24 JUL 1996	1:56.72	1:54.98	1:56.72
8	BELBACHIR Mohamed	ALG	11 JAN 1994	1:46.67	1:46.67	1:46.67
5	ABDENOUI Ramzi	ALG	23 MAY 1993	1:47.28	1:47.28	1:47.28
47	KNUCKEY Stephen Joseph	AUS	3 NOV 1994	1:47.23	1:47.23	1:47.23
86	BOTTERMAN Aaron Ivan G	BEL	1 MAY 1994	1:47.48	1:46.17	1:47.48
98	DILL Shaquille Allen	BER	4 SEP 1993	1:48.55	1:47.39	1:48.55
99	MINORS Dage Teako	BER	26 OCT 1995	1:49.39	1:49.39	1:49.39
120	CEZARIO ABRAO Cleiton	BRA	8 SEP 1989	1:47.78	1:45.59	1:47.78
121	DA PALMA JUNIOR Pedro Roberto	BRA	11 JAN 1996	1:48.95	1:48.95	1:48.95
171	SMITH Tyler Jordan	CAN	2 JUL 1994	1:48.30	1:47.71	1:48.30
201	JARPA GALLEGOS Cristofer Orlan	CHI	29 NOV 1995	1:50.68	1:50.68	1:50.68
222	ZHOU Guangcai	CHN	14 NOV 1996	1:50.44	1:48.99	1:50.44
211	LI Junlin	CHN	6 AUG 1998	1:51.55	1:51.55	1:51.55
249	ROMERO ROA Oscar Andres	COL	14 SEP 1993	1:54.00	1:54.00	1:54.00
257	MURCIA CRUZ Josue Francisco	CRC	19 NOV 1996	1:52.90	1:53.19	1:52.90
267	DIMITRIOU Christos	CYP	22 SEP 1993	1:48.02	1:48.00	1:48.02
271	HODBOD Lukas	CZE	2 MAR 1996	1:46.98	1:46.98	1:46.98
277	SNEJDR Filip	CZE	16 APR 1995	1:47.08	1:47.08	1:47.08
290	CLAUSEN Christian Sand	DEN	4 AUG 1996	1:49.76	1:49.76	1:49.76
293	FÜRSTENBERG Frederik	DEN	13 JUL 1993	1:53.50	1:53.50	1:53.50
383	LUSINE Aymeric	FRA	13 SEP 1995	1:46.08	1:46.08	1:46.08
387	MISCHLER Baptiste	FRA	23 NOV 1997	1:48.80	1:47.17	1:48.80
395	BOWNESS James Sydney	GBR	26 NOV 1991	1:46.40	1:45.96	1:46.40
426	KESSLER Christoph Danie	GER	28 APR 1995	1:46.71	1:46.71	1:46.71
449	ALI Mohammed Shafic	GHA	11 JUN 1994	1:52.55	1:52.55	1:52.55
492	JACOB Amoj	IND	2 MAY 1998	1:50.54	1:50.54	1:50.54
534	EL KABBOURI Soufiane	ITA	5 MAR 1993	1:47.19	1:47.19	1:47.19
554	GLAVE Daniel	JAM	20 APR 1996	1:47.66	1:47.66	1:47.66
613	KUSMANOV Imanmadi	KAZ	10 AUG 1995	1:52.00	1:52.00	1:52.00
631	KITUR Kelvin	KEN	26 JUN 1996	1:50.00	1:50.00	1:50.00
642	DZHOLOMANOV Musulman	KGZ	21 JUN 1997	1:51.69	1:51.69	1:51.69
676	MASRAHI Mazen Ahmed M	KSA	22 MAY 1996	1:56.44	1:56.44	1:56.44
670	ALMUYIDI Khalid Ali Y	KSA	17 JAN 1996	1:58.05	1:57.11	1:58.05
677	ARENTS Pauls	LAT	2 SEP 1991	1:52.83	1:48.68	1:52.83
697	EL HELOU Abdo	LBN	12 FEB 1990	1:51.00	1:51.00	1:51.00
699	KHALIFE Hussein	LBN	21 SEP 1992	1:52.00	1:52.00	1:52.00
710	MICKUS Benediktas	LTU	26 MAR 1997	1:48.84	1:48.84	1:48.84
718	STRIOKAS Mindaugas	LTU	26 JAN 1991	1:50.39	1:50.39	1:50.39
726	GRETHEN Charles	LUX	2 JUN 1992	1:49.25	1:46.44	1:49.25
752	LOPEZ ALVAREZ Jesus Tonatiu	MEX	2 AUG 1997	1:48.55	1:48.55	1:48.55
837	AL AAMRI Ahmed Ali Said	OMA	1 FEB 1995	1:56.03	1:55.34	1:56.03
843	AL RAHBI Said Badur Said	OMA	31 AUG 1994	2:00.33	1:54.16	2:00.33
849	SADAT Umar	PAK	16 FEB 1995	1:52.00	1:52.00	1:52.00
888	ROZMYS Michal	POL	13 MAR 1995	1:45.50	1:45.50	1:45.50
885	KUCIAPSKI Artur	POL	26 DEC 1993	1:47.46	1:44.89	1:47.46
969	VAN RENSBURG Rynardt	RSA	23 MAR 1992	1:46.56	1:46.56	1:46.56
968	UYS Hendrik Jacobus	RSA	4 JUN 1992	1:46.65	1:46.65	1:46.65
988	NGABONZIZA Marcel	RWA	8 FEB 1992	1:52.00	1:52.00	1:52.00
997	KAMARA Alimamy Harry	SLE	2 MAY 1992	1:46.79	1:46.79	1:46.79





ENTRY LIST BY EVENT As of 22 AUG 2017

各項目參賽名單

Bib	Name	NUSF Code	Date of Birth	Season Best	Personal Best	Qualifying Best
1038	GANHEWAYALAGE Charuka Kushant	SRI	19 JAN 1996	1:57.68	1:53.94	1:57.68
1093	ENGHOLM Elmar Bjoern Lo	SWE	2 OCT 1992	1:53.69	1:49.69	1:53.69
1182	ATES Levent	TUR	20 MAR 1991	1:49.10	1:48.78	1:49.10
1214	ONGOM Timothy Ambrose	UGA	10 MAR 1994	1:53.21	1:51.20	1:53.21
1215	TURIHOHABWE Fortunate	UGA	1 JUL 1993	1:54.01	1:54.01	1:54.01
1224	GUTSOL Ievgen	UKR	13 MAY 1990	1:48.26	1:48.26	1:48.26
1257	ANDERSON KAAPA Drevan Kaleolan	USA	24 JAN 1992	1:52.98	1:49.06	1:52.98

Total number of entries: 56



ENTRY LIST BY EVENT As of 22 AUG 2017

各項目參賽名單

Bib	Name	NUSF Code	Date of Birth	Season Best	Personal Best	Qualifying Best
12	HEDEILLI Takieddine	ALG	6 JUN 1996	3:37.88	3:37.88	3:37.88
13	KHELILI Abderezak	ALG	21 JAN 1997	3:47.87	3:45.69	3:47.87
44	HOCKEY Isaac Arthur	AUS	22 AUG 1997	3:38.49	3:38.49	3:38.49
51	PYKE Adam James	AUS	27 NOV 1995	3:40.02	3:40.02	3:40.02
88	CLAUS Pieter	BEL	1 MAR 1993	3:39.11	3:39.11	3:39.11
152	BELLEMORE Corey James Hen	CAN	1 DEC 1994	3:42.05	3:42.05	3:42.05
168	PETERSON Cole Henry Andr	CAN	22 AUG 1993	3:42.19	3:42.19	3:42.19
201	JARPA GALLEGOS Cristofer Orlan	CHI	29 NOV 1995	3:50.45	3:50.45	3:50.45
204	PALMA FONTEALVA Ruben Gerardo	CHI	17 OCT 1993	3:50.73	3:50.73	3:50.73
249	ROMERO ROA Oscar Andres	COL	14 SEP 1993	3:57	3:57	3:57
247	LEON DELGADO Victor Manuel	COL	16 SEP 1995	3:50.00	3:50.00	3:50.00
267	DIMITRIOU Christos	CYP	22 SEP 1993	3:52.02	3:44.27	3:52.02
291	DAHL-JESSEN Mikkel	DEN	20 DEC 1994	3:44.91	3:44.91	3:44.91
289	CHO Mihn Kyun	DEN	29 NOV 1994	3:53.68	3:53.68	3:53.68
355	AYALNEH Zemen Addis	ETH	15 MAY 1999	3:15.00	3:15.00	3:15.00
386	MIELLET Alexis	FRA	5 MAY 1995	3:39.55	3:39.55	3:39.55
378	CASSE Martin	FRA	23 JUN 1990	3:39.92	3:39.27	3:39.92
396	DAVIES Jonathan Stuart	GBR	28 OCT 1994	3:39.00	3:39.00	3:39.00
418	BENITZ Timo	GER	24 DEC 1991	3:34.87	3:34.87	3:34.87
449	ALI Mohammed Shafic	GHA	11 JUN 1994	3:51.94	3:51.94	3:51.94
511	KELLY Kevin	IRL	11 AUG 1995	3:43.54	3:43.54	3:43.54
530	BUSSOTTI NEVES JUNIOR Joao C.	ITA	10 MAY 1993	3:37.12	3:37.12	3:37.12
534	EL KABBOURI Soufiane	ITA	5 MAR 1993	3:39.17	3:39.17	3:39.17
642	DZHOLOMANOV Musulman	KGZ	21 JUN 1997	3:55.09	3:55.00	3:55.09
669	ALMUYIDI Ahmed Amer I	KSA	4 DEC 1997	4:02.86	4:02.86	4:02.86
706	BERTASIUS Simas	LTU	31 OCT 1993	3:47.83	3:47.83	3:47.83
726	GRETHEN Charles	LUX	2 JUN 1992	3:39.02	3:39.02	3:39.02
755	MARTINEZ ESTRADA Fernando Daniel	MEX	30 MAY 1993	3:39.26	3:39.26	3:39.26
829	ROGERS Simon Anthony	NZL	1 OCT 1989	3:44.56	3:44.56	3:44.56
837	AL AAMRI Ahmed Ali Said	OMA	1 FEB 1995	3:51.11	3:52.23	3:51.11
845	AL SUBEIH Mazin Khalifa S	OMA	25 JAN 1996	3:53.11	3:51.21	3:53.11
882	KALINOWSKI Grzegorz Mateus	POL	22 SEP 1990	3:39.54	3:39.54	3:39.54
873	BORKOWSKI Mateusz	POL	2 APR 1997	3:46.08	3:41.47	3:46.08
927	ROCHA Hugo	POR	27 JUN 1997	3:42.28	3:42.28	3:42.28
961	MOTSAU Jeremiah Lereko	RSA	12 MAR 1990	3:38.04	3:36.73	3:38.04
960	MOKOPANE Rantso Alfred	RSA	8 AUG 1994	3:38.83	3:38.83	3:38.83
1032	ABEYKOON JAYASUNDARA M. Oshada D.	SRI	8 SEP 1995	4:05.66	3:57.00	4:05.66
1061	RAESS Jonas	SUI	8 MAR 1994	3:43.49	3:43.49	3:43.49
1093	ENGHOLM Elmar Bjoern Lo	SWE	2 OCT 1992	3:44.51	3:42.10	3:44.51
1182	ATES Levent	TUR	20 MAR 1991	3:40.26	3:39.77	3:40.26
1214	ONGOM Timothy Ambrose	UGA	10 MAR 1994	3:55.04	3:55.04	3:55.04
1215	TURIHOHABWE Fortunate	UGA	1 JUL 1993	3:56.46	3:56.46	3:56.46

Total number of entries: 42



ENTRY LIST BY EVENT As of 22 AUG 2017

各項目參賽名單

Bib	Name	NUSF Code	Date of Birth	Season Best	Personal Best	Qualifying Best
11	HAMI Aimen	ALG	24 NOV 1991	14:02.12	14:02.12	14:02.12
12	HEDEILLI Takieddine	ALG	6 JUN 1996	14:06.30	14:06.30	14:06.30
79	VOJTA Andreas	AUT	9 JUN 1989			
90	DEBOGNIES Simon	BEL	16 JUL 1996	13:38.03	13:38.03	13:38.03
169	PROUDFOOT Ross Clayton	CAN	4 JUL 1992	13:53.38	13:29.32	13:53.38
217	WANG Hao	CHN	25 MAR 1995	14:32.00	14:17.00	14:32.00
213	LIU Tao	CHN	10 FEB 1994	14:48.00	14:48.00	14:48.00
247	LEON DELGADO Victor Manuel	COL	16 SEP 1995	14:30.00	14:30.00	14:30.00
301	NIJHUIS Thijs Matthias	DEN	20 SEP 1992	14:05.64	13:43.47	14:05.64
303	SKOV Kasper	DEN	27 JUL 1992	14:35.89	14:35.89	14:35.89
355	AYALNEH Zemen Addis	ETH	15 MAY 1999	13:43.00	13:43.00	13:43.00
376	BARRER Francois	FRA	8 JUN 1993	13:42.17	13:42.17	13:42.17
396	DAVIES Jonathan Stuart	GBR	28 OCT 1994	13:37.13	13:23.94	13:37.13
498	TADVI Kisan Narshi	IND	10 JAN 1998	14:34.05	14:37.00	14:34.05
509	BERGIN Matthew Christo	IRL	2 MAR 1993	14:03.87	14:03.87	14:03.87
581	SHIOJIRI Kazuya	JPN	8 NOV 1996	13:33.14	13:33.14	13:33.14
668	ALMUHAMMADALI Hussain	KSA	12 JUN 1994	16:10.45	16:13.68	16:10.45
665	ALKAYYADI Hassan Baalghay	KSA	1 AUG 1994	16:19.55	16:04.25	16:19.55
706	BERTASIUS Simas	LTU	31 OCT 1993	14:06.31	14:06.31	14:06.31
750	ESPARZA PEREZ Jose Juan	MEX	26 AUG 1990	13:57.04	13:57.04	13:57.04
755	MARTINEZ ESTRADA Fernando Daniel	MEX	30 MAY 1993	14:12.10		14:12.10
776	ODBAYAR Boldoo	MGL	17 MAR 1993	14:59.48	14:59.48	14:59.48
785	FOPPEN Mike	NED	29 NOV 1996	14:30.00	14:30.00	14:30.00
840	AL JASHEMI Mahmood Abdulla	OMA	12 NOV 1997	15:12.00	15:00.00	15:12.00
844	AL RASHDI Ayuob Yaqoob Sa	OMA	6 SEP 1996	15:22.13	15:18.02	15:22.13
864	PRADO Lloyd	PHI	13 DEC 1997	15:55.00	15:55.00	15:55.00
937	SOARE Nicolae Alexand	ROU	20 SEP 1991	14:15.49	14:15.49	14:15.49
945	ANDREAS Jeremy	RSA	28 FEB 1992	13:52.13	13:52.13	13:52.13
961	MOTSAU Jeremiah Lereko	RSA	12 MAR 1990	14:51.33	14:51.33	14:51.33
1041	NAWASINGHE MUDIYANSELAGE Chanuka C.	SRI	3 JAN 1992	15:41.92	15:01.00	15:41.92
1061	RAESS Jonas	SUI	8 MAR 1994	13:57.98	13:57.98	13:57.98
1079	DUREC Peter	SVK	12 SEP 1992	14:14.22	14:14.22	14:14.22
1188	OZDEMIR Ramazan	TUR	6 JUL 1991	13:37.68	13:37.68	13:37.68
1209	KATEREGGA John	UGA	5 MAY 1994	14:14.03	14:14.03	14:14.03
1207	BAHATI Sadic	UGA	30 NOV 1992	14:15.70	14:15.70	14:15.70
1258	BARRAZA Brian Arthur	USA	16 MAY 1995	13:52.00	13:52.00	13:52.00
1292	SIYOTO Siyambango	ZAM	28 AUG 1996	13:02.00	13:02.00	13:02.00

Total number of entries: 37



ENTRY LIST BY EVENT As of 22 AUG 2017

各項目參賽名單

Bib	Name	NUSF Code	Date of Birth	Season Best	Personal Best	Qualifying Best
33	ANDERSON Bryce William	AUS	18 OCT 1996	29:37.26	29:37.26	29:37.26
40	COCKS Riley Samuel	AUS	27 DEC 1995	29:38.09	29:38.09	29:38.09
155	ESSELINK Evan Eric Willi	CAN	28 FEB 1992	29:17.70	28:55.98	29:17.70
173	TREE Kevin James	CAN	1 MAY 1993	29:27.70	29:18.86	29:27.70
248	LOPEZ RODRIGUEZ Sergio Alejandr	COL	10 JUL 1996	30:10.00	30:10.00	30:10.00
301	NIJHUIS Thijs Matthias	DEN	20 SEP 1992	30:20.00	29:19.17	30:20.00
498	TADVI Kisan Narshi	IND	10 JAN 1998	30.50	30.50	30.50
581	SHIOJIRI Kazuya	JPN	8 NOV 1996	28:35.44	28:32.85	28:35.44
584	SUZUKI Takato	JPN	23 JUL 1997	28:44.71	28:31.66	28:44.71
774	DAMBADARJAA Gantulga	MGL	3 FEB 1989	30:12.59	30:12.59	30:12.59
842	AL QURAINI Abdullah Salim	OMA	3 AUG 1990	32:23.15	40:12.32	32:23.15
922	BARATA Samuel	POR	19 JUL 1993	28:40.19	28:40.19	28:40.19
937	SOARE Nicolae Alexand	ROU	20 SEP 1991	29:58.78	29:58.78	29:58.78
945	ANDREAS Jeremy	RSA	28 FEB 1992	29:08.51	29:08.51	29:08.51
953	KEKANA Mokofane Milton	RSA	3 OCT 1995	29:14.00	29:14.00	29:14.00
948	EESOU Marianio Lin Co	RSA	7 DEC 1991	29:19.10	29:19.10	29:19.10
1041	NAWASINGHE MUDIYANSELAGE Chanuka C.	SRI	3 JAN 1992	32:10.00	30:50.00	32:10.00
1188	OZDEMIR Ramazan	TUR	6 JUL 1991	31:05.14	31:05.14	31:05.14
1209	KATEREGGA John	UGA	5 MAY 1994	29:02.01	20:02.01	29:02.01
1207	BAHATI Sadic	UGA	30 NOV 1992	29:55.70	29:55.70	29:55.70
1210	MIGADDE Kenneth	UGA	9 NOV 1993	30:29.30	30:29.30	30:29.30
1292	SIYOTO Siyambango	ZAM	28 AUG 1996	20:04.12	20:04.12	20:04.12

Total number of entries: 22



TAIPEI 2017
29th SUMMER UNIVERSIADE

REN'AI ROAD, TAIPEI (CITY HALL)
臺北市仁愛路段(含市府前廣場)

ATHLETICS
田徑

MEN'S HALF MARATHON
男子半程馬拉松



ENTRY LIST BY EVENT As of 22 AUG 2017

各項目參賽名單

Bib	Name	NUSF Code	Date of Birth	Season Best	Personal Best	Qualifying Best
42	EVANS Dylan Alexander	AUS	4 DEC 1992	1:06:07	1:06:07	1:06:07
89	DE BOCK Thomas Marc A	BEL	20 AUG 1991	1:04:58	1:04:58	1:04:58
165	MORGAN Blair Andrew	CAN	29 MAY 1993	1:06:40	1:06:40	1:06:40
216	TIAN Huadong	CHN	12 DEC 1989	1:06:15	1:05:07	1:06:15
213	LIU Tao	CHN	10 FEB 1994	1:09:00	1:07:00	1:09:00
217	WANG Hao	CHN	25 MAR 1995	1:09:00	1:07:00	1:09:00
248	LOPEZ RODRIGUEZ Sergio Alejandr	COL	10 JUL 1996	1:09:00	1:09:00	1:09:00
337	TIKK Ermo	EST	28 OCT 1991	1:23:20	1:23:20	1:23:20
493	KUMBHAR Kantilal Devram	IND	18 APR 1992	1:05:45	1:05:45	1:05:45
496	PATEL Ranjeet Kumar	IND	17 DEC 1993	1:07:25	1:06:00	1:07:25
583	SUZUKI Kengo	JPN	11 JUN 1995	1:01:36	1:01:36	1:01:36
576	KUDO Naoki	JPN	5 SEP 1995	1:02:15	1:01:25	1:02:15
572	KATANISHI Kei	JPN	18 MAR 1997	1:02:31	1:02:31	1:02:31
587	TOCHIGI Wataru	JPN	8 MAY 1995	1:04:05	1:03:00	1:04:05
584	SUZUKI Takato	JPN	23 JUL 1997	1:11:48	1:02:55	1:11:48
612	KRASSILOV Mikhail	KAZ	5 MAR 1990	1:06:17	1:04:21	1:06:17
655	KIM Taejin	KOR	27 OCT 1995	1:03:53	1:03:53	1:03:53
658	LEE Jungkook	KOR	18 DEC 1995	1:05:03	1:05:03	1:05:03
646	CHOI Minyong	KOR	10 AUG 1994	1:05:57	1:05:57	1:05:57
684	VISKERS Janis	LAT	30 MAR 1989	1:06:46	1:06:46	1:06:46
749	ESPARZA PEREZ Jesus Arturo	MEX	26 AUG 1990	1:05:21	1:05:21	1:05:21
753	LUNA ABURTO Saby	MEX	6 FEB 1990	1:07:57	1:05:48	1:07:57
773	BOLD Suvragakhairkha	MGL	13 JAN 1992	1:06:15	1:06:15	1:06:15
774	DAMBADARJAA Gantulga	MGL	3 FEB 1989	1:06:44	1:06:44	1:06:44
775	NARANDULAM Munkhbayar	MGL	28 OCT 1990	1:07:42	1:07:42	1:07:42
776	ODBAYAR Boldoo	MGL	17 MAR 1993	1:08:07	1:08:07	1:08:07
777	TSEVEENRAVDAN Byambajav	MGL	7 JUL 1990	1:08:15	1:04:36	1:08:15
842	AL QURAINI Abdullah Salim	OMA	3 AUG 1990	1:17:07	1:11:26	1:17:07
922	BARATA Samuel	POR	19 JUL 1993	1:03:52	1:03:52	1:03:52
948	EESOU Mariano Lin Co	RSA	7 DEC 1991	1:03:24	1:04:08	1:03:24
958	MASIHLEHO Thabang Ambitio	RSA	17 MAY 1990	1:03:45	1:03:45	1:03:45
962	MULAUDZI Collen	RSA	8 APR 1991	1:04:19	1:04:19	1:04:19
953	KEKANA Mokofane Milton	RSA	3 OCT 1995	1:07:56	1:07:28	1:07:56
1062	RUETTIMANN Eric Laurent	SUI	7 DEC 1992	1:05:42	1:05:42	1:05:42
1056	HUWILER Thomas Gael Ant	SUI	29 SEP 1989	1:05:53	1:05:53	1:05:53
1134	CHOU Ting-Yin	TPE	7 JUL 1991	1:07:03	1:07:03	1:07:03
1142	TENG Hsin-Chuan	TPE	28 JUN 1996	1:10:29	1:07:58	1:10:29
1131	CHEN Ping-Feng	TPE	18 SEP 1993	1:10:51	1:08:27	1:10:51
1184	DEMIR Alper	TUR	6 JAN 1990	1:04:14	1:04:14	1:04:14
1185	GUNEN Vedat	TUR	15 AUG 1989	1:04:42	1:04:26	1:04:42
1180	ALICI Yusuf	TUR	7 APR 1991	1:05:12	1:05:12	1:05:12
1191	TASDEMIR Aykut	TUR	20 JAN 1991	1:05:30	1:04:52	1:05:30
1192	YILDIRIMCI Sabahattin	TUR	25 MAR 1994	1:05:38	1:05:38	1:05:38
1209	KATEREGGA John	UGA	5 MAY 1994	1:04:01	1:04:01	1:04:01
1207	BAHATI Sadic	UGA	30 NOV 1992	1:04:54	1:04:54	1:04:54
1214	ONGOM Timothy Ambrose	UGA	10 MAR 1994	1:05:01	1:05:01	1:05:01
1210	MIGADDE Kenneth	UGA	9 NOV 1993	1:10:11	1:10:11	1:10:11
1215	TURIHOHABWE Fortunate	UGA	1 JUL 1993	1:12:00	1:12:00	1:12:00

Total number of entries: 48



ENTRY LIST BY EVENT As of 22 AUG 2017

各項目參賽名單

Bib	Name	NUSF Code	Date of Birth	Season Best	Personal Best	Qualifying Best
15	MESSAOUDI Ali	ALG	13 OCT 1995	8:30.20	8:30.20	8:30.20
156	GAY John Eamon	CAN	7 NOV 1996	8:36.55	8:36.55	8:36.55
246	BLANCO PILONIETA Nelson Andres	COL	7 APR 1994	9:05.00	9:05.00	9:05.00
296	HESELBJERG Ole	DEN	23 APR 1990	8:27.89	8:27.89	8:27.89
302	RASMUSEN Jean Khavaquiah	DEN	12 MAY 1992	9:08.73	9:08.73	9:08.73
318	ABREU MARTINEZ Alvaro Luis	DOM	21 JUL 1990	9:01.60	9:01.60	9:01.60
332	KIVISTIK Kaur	EST	29 APR 1991	8:41.22	8:32.23	8:41.22
362	RAITANEN Topi Olli Vihto	FIN	7 FEB 1996	8:39.89	8:39.89	8:39.89
403	SEDDON Zak William	GBR	28 JUN 1994	8:30.17	8:30.17	8:30.17
398	GRAY William	GBR	24 JAN 1993	8:30.50	8:30.50	8:30.50
423	GRAU Martin Christia	GER	26 MAR 1992	8:31.91	8:28.37	8:31.91
528	ABDELWAHED Ahmed	ITA	26 MAY 1996	8:36.73	8:36.73	8:36.73
665	ALKAYYADI Hassan Baalghay	KSA	1 AUG 1994	9:56.42	9:56.42	9:56.42
668	ALMUHAMMADALI Hussain	KSA	12 JUN 1994	10:01.50	10:01.50	10:01.50
678	BLAJS Alberts	LAT	9 AUG 1995	8:53.25	8:43.97	8:53.25
707	BERZANSKIS Justinas	LTU	12 JAN 1989	8:41.59	8:41.59	8:41.59
844	AL RASHDI Ayuob Yaqoob Sa	OMA	6 SEP 1996	9:35.32	9:30.14	9:35.32
894	ZALEWSKI Krystian	POL	11 APR 1989	8:08.76	8:08.76	8:08.76
960	MOKOPANE Rantso Alfred	RSA	8 AUG 1994	8:34.47	8:31.72	8:34.47

Total number of entries: 19



ENTRY LIST BY EVENT As of 22 AUG 2017

各項目參賽名單

Bib	Name	NUSF Code	Date of Birth	Season Best	Personal Best	Qualifying Best
45	HOUGH Nicholas Alexan	AUS	20 OCT 1993	13.50	13.42	13.50
131	OLIVEIRA CONSTANTINO Gabriel	BRA	9 FEB 1995	13.52	13.50	13.52
130	NASCIMENTO PARAIZO Jonatha	BRA	14 APR 1990	13.65	13.53	13.65
146	SOME Florian Tinsa R	BUR	17 SEP 1994	14.82	14.71	14.82
166	MOSELEY Ingvar Mackenzi	CAN	24 NOV 1991	13.75	13.75	13.75
158	KABA Sekou Mohamed	CAN	25 AUG 1990	13.93	13.43	13.93
276	SEDLAK Vaclav	CZE	6 FEB 1993	13.87	13.87	13.87
320	SANTOS AQUINO Juander	DOM	7 MAY 1995	48.92	48.92	48.92
381	KRAUSS Simon	FRA	12 FEB 1992	13.71	13.53	13.71
473	BAJI Balazs	HUN	9 JUN 1989	13.15	13.15	13.15
571	KANAI Taioh	JPN	28 SEP 1995	13.62	13.62	13.62
578	NOMOTO Shusei	JPN	25 OCT 1995	13.62	13.62	13.62
618	ZEMS Vyacheslav	KAZ	2 MAY 1998	14.09	13.86	14.09
654	KIM Gyeongtae	KOR	20 MAR 1997	14.20	14.20	14.20
673	ALSHALATI Mohammed Taleb	KSA	9 DEC 1998	14.53	15.30	14.53
671	ALONAYZAN Hassan Abdullah	KSA	14 MAY 1998	15.04	15.04	15.04
698	HAZER Ahmad	LBN	4 SEP 1989	13.70	13.70	13.70
713	SAULIUS Rapolas	LTU	15 FEB 1996	13.93	13.93	13.93
825	HAWKINS Joshua Tamati N	NZL	9 FEB 1994	13.81	13.81	13.81
865	VERGEL Alvin John	PHI	8 MAR 1997	14.82	14.82	14.82
862	MEJIA Jaime Immanuel	PHI	2 APR 1997	15.27	15.21	15.27
876	CZYKIER Damian	POL	10 AUG 1992	13.28	13.28	13.28
932	DUMITRACHE Cosmin Ilie	ROU	20 JUL 1994	14.13	14.01	14.13
959	MKATINI Lebone Junior M	RSA	4 JAN 1990	13.73	13.73	13.73
954	LEFETE Tshepo	RSA	2 FEB 1992	13.86	13.57	13.86
998	KAMARA Mohamed	SLE	12 SEP 1990	14.90	14.90	14.90
1042	NILaweera Akhila Imantha	SRI	6 DEC 1995	15.08	15.06	15.08
1150	YANG Wei-Ting	TPE	22 SEP 1994	13.57	13.57	13.57
1130	CHEN Kuei-Ru	TPE	22 SEP 1993	13.62	13.62	13.62
1267	LATTIN Amere Davion	USA	12 JUL 1997	13.73	13.53	13.73

Total number of entries: 30



ENTRY LIST BY EVENT As of 22 AUG 2017

各項目參賽名單

Bib	Name	NUSF Code	Date of Birth	Season Best	Personal Best	Qualifying Best
14	LAHOULOU Abdelmalik	ALG	7 MAY 1992	48.84	48.62	48.84
9	BOUKMOUCHE Saber	ALG	20 APR 1992	50.20	49.43	50.20
25	RUGGERI Guillermo Manue	ARG	26 MAR 1992	49.72	49.72	49.72
24	RODRIGUEZ BALDIVIEZ Jaime	ARG	18 JUL 1992	51.81	51.70	51.81
78	HUFNAGL Dominik	AUT	10 JAN 1997	50.93	50.93	50.93
128	LANGOWSKI TEREZAN Artur	BRA	8 MAY 1991	49.86	49.73	49.86
162	MAC NEILL Gregory Scott W	CAN	15 APR 1992	50.82	50.82	50.82
205	SEPULVEDA SANDOVAL Alfredo Emilio	CHI	3 AUG 1993	49.86	49.86	49.86
256	DRUMMOND HERNANDEZ Gerald David	CRC	5 SEP 1994	50.41	51.10	50.41
275	MUELLER Vit	CZE	31 AUG 1996	49.92	49.92	49.92
272	JURANEK Martin	CZE	13 MAR 1991	50.45	50.45	50.45
295	HARTLING Johan Nicolai T	DEN	17 JAN 1994	51.65	50.02	51.65
298	JOHANSEN Martin Brueckne	DEN	3 JAN 1995	53.09	52.73	53.09
320	SANTOS AQUINO Juander	DOM	7 MAY 1995	48.59	48.59	48.59
331	JAGOR Jaak-Heinrich	EST	11 MAY 1990	49.38	49.37	49.38
358	MOEROE Santtu Oskari	FIN	31 JAN 1993	50.38	49.04	50.38
402	PAUL Jacob Aaron	GBR	6 FEB 1995	49.49	49.49	49.49
510	BYRNE Paul	IRL	18 APR 1990	50.03	50.03	50.03
529	BENCOSME DE LEON Jose Reynaldo	ITA	16 MAY 1992	49.33	49.33	49.33
551	CLARKE Andre	JAM	6 JUN 1992	49.40	49.40	49.40
570	KAJIKI Ryo	JPN	8 DEC 1995	49.33	49.33	49.33
610	KOBLOV Dmitriy	KAZ	30 NOV 1992	50.96	49.39	50.96
611	KONDRATYEV Igor	KAZ	23 JAN 1991	51.77	51.77	51.77
648	HWANG Hyeonu	KOR	30 JUN 1994	50.93	50.93	50.93
671	ALONAYZAN Hassan Abdullah	KSA	14 MAY 1998	14.53	14.53	14.53
673	ALSHALATI Mohammed Taleb	KSA	9 DEC 1998	55.67	55.67	55.67
700	RAAD Ragheb	LBN	29 NOV 1995	54.00	54.00	54.00
782	MARITZ Johannes Gerhar	NAM	20 DEC 1990	49.48	49.48	49.48
784	ARTS Jesper Carlo Ma	NED	2 APR 1992	51.15	50.23	51.15
836	AL-AJMI Salah Ibrahim M	OMA	25 JUL 1993	47.34	47.00	47.34
860	HENDERSON Connor Alexande	PHI	2 OCT 1992	52.47	52.22	52.47
862	MEJIA Jaime Immanuel	PHI	2 APR 1997	53.87	53.97	53.87
877	DOBEK Patryk	POL	13 FEB 1994	49.78	48.40	49.78
965	PRETORIUS Johanneslodewic	RSA	26 JAN 1994	49.28	49.28	49.28
951	HAMMAN Leroux	RSA	6 JAN 1992	49.35	49.24	49.35
1003	HRIBARSEK Peter	SLO	17 NOV 1992	51.35	51.35	51.35
1004	JAMNIK Jan	SLO	18 JAN 1996	52.80	52.80	52.80
1043	OLIDURAGE Ishan Lahiru Ar	SRI	16 APR 1995	54.09	54.09	54.09
1054	BRAND Dany Andreas	SUI	23 FEB 1996	49.14	49.14	49.14
1059	MFOMKPA Alain Herve	SUI	4 JUN 1996	50.77	50.77	50.77
1075	BOTTLIK Jakob	SVK	30 MAR 1994	52.28	52.28	52.28
1129	CHEN Chieh	TPE	8 MAY 1992	49.54	49.05	49.54
1153	YU Chia-Hsuan	TPE	22 JAN 1995	49.93	49.93	49.93

Total number of entries: 43



ENTRY LIST BY EVENT As of 22 AUG 2017

各項目參賽名單

Bib	Name	NUSF Code	Date of Birth	Season Best	Personal Best	Qualifying Best
22	LAYOY Carlos Daniel	ARG	26 FEB 1991	2.18	2.24	2.18
35	BALDWIN Joseph Heath Aa	AUS	23 JAN 1998	2.22	2.22	2.22
153	CATE Sean Adam	CAN	28 MAY 1994	2.20	2.20	2.20
239	MAYACK II Marcel Richard	CMR	17 NOV 1990	2.10	2.10	2.10
336	TAFENAU Kristjan	EST	2 JAN 1998	2.09	2.13	2.09
404	SMITH Allan Fraser	GBR	6 NOV 1992	2.29	2.29	2.29
430	WENDRICH Falk Henning	GER	12 JUN 1995	2.26	2.26	2.26
520	AL-IBRAHEEMI Hussein Falah H	IRQ	28 JUN 1998	2.19	2.19	2.19
523	KROYTOR Dmitry	ISR	18 FEB 1993	2.22	2.29	2.22
525	LIBERMAN Tzur	ISR	26 JAN 1994	2.22	2.22	2.22
536	FASSINOTTI Marco	ITA	29 APR 1989	2.24	2.35	2.24
537	MELONI Eugenio	ITA	28 AUG 1994	2.24	2.21	2.24
615	LOSHKAREV Roman	KAZ	28 OCT 1996	2.20	2.20	2.20
661	WOO Sanghyeok	KOR	23 APR 1996	2.30	2.30	2.30
708	GLEBAUSKAS Adrijus	LTU	20 NOV 1994	2.20	2.20	2.20
727	RUTARE Kevin	LUX	22 JUL 1991	2.18	2.18	2.18
738	MOHD SHAH Norshafiee	MAS	17 SEP 1997	2.15	2.15	2.15
826	KERR Hamish Andrew G	NZL	17 AUG 1996	2.17	2.17	2.17
883	KOBIELSKI Norbert Piotr	POL	28 JAN 1997	2.26	2.26	2.26
924	CONCEICAO Paulo	POR	29 DEC 1993	2.21	2.24	2.21
935	LAZARICA Dan Claudiu	ROU	11 MAY 1992	2.19	2.19	2.19
955	LINKS Mpho Benjamin	RSA	20 JUN 1996	2.22	2.23	2.22
1000	TURAY Abass	SLE	12 JAN 1989	2.02	2.02	2.02
1127	ZARIPOV Husniddin	TJK	26 NOV 1997	2.10	2.10	2.10
1135	HSIANG Chun-Hsien	TPE	4 SEP 1993	2.24	2.29	2.24

Total number of entries: 25



ENTRY LIST BY EVENT As of 22 AUG 2017

各項目參賽名單

Bib	Name	NUSF Code	Date of Birth	Season Best	Personal Best	Qualifying Best
10	CHERABI Hichem-Khalil	ALG	30 MAR 1993	5.30	5.50	5.30
34	ARMSTRONG Angus Leckie Ro	AUS	17 MAR 1997	5.45	5.45	5.45
39	CLOUGH Stephen Michael	AUS	4 NOV 1996	5.40	5.40	5.40
126	GERMANO SPINELLI Bruno	BRA	6 APR 1997	5.42	5.42	5.42
172	THEODORE Deryk Tsuyoshi	CAN	18 AUG 1989	5.41	5.41	5.41
150	ALLEN Spencer	CAN	27 SEP 1993	5.30	5.30	5.30
379	COLLET Mathieu	FRA	15 MAR 1995	5.55	5.55	5.55
400	MYERS Charlie	GBR	12 JUN 1997	5.45	5.45	5.45
540	STECCHI Claudio	ITA	23 NOV 1991	5.60	5.60	5.60
569	EJIMA Masaki	JPN	6 MAR 1999	5.61	5.61	5.61
607	GRIGORYEV Sergey	KAZ	24 JUN 1992	5.65	5.65	5.65
606	FILIPPOV Nikita	KAZ	7 OCT 1991	5.40	5.50	5.40
647	HAN Duhyeon	KOR	28 JUL 1994	5.40	5.40	5.40
754	LUNA ESTES Jorge	MEX	8 JUN 1996	5.31	5.35	5.31
789	VAN DER WIJST Koen Evan	NED	7 AUG 1997	5.35	5.35	5.35
830	SOUTHGATE Nicholas Colin	NZL	9 APR 1994	5.35	5.47	5.35
890	SOBERA Robert	POL	19 JAN 1991	5.60	5.60	5.60
881	JERZY Mateusz Maria	POL	29 MAR 1995	5.50	5.50	5.50
925	FERREIRA Diogo	POR	30 JUL 1990	5.71	5.71	5.71
1007	TICAR Ambroz	SLO	28 JUL 1996	5.01	5.10	5.01
1086	ZMORAY Jan	SVK	16 MAY 1991	5.20	5.32	5.20
1229	MALYKHIN Vladyslav	UKR	15 JAN 1998	5.70	5.70	5.70

Total number of entries: 22



ENTRY LIST BY EVENT As of 22 AUG 2017

各項目參賽名單

Bib	Name	NUSF Code	Date of Birth	Season Best	Personal Best	Qualifying Best
16	TRIKI Yasser Mohammed	ALG	24 MAR 1997	7.97	7.97	7.97
48	MITREVSKI Christopher Pet	AUS	12 JUL 1996	7.97	7.97	7.97
32	ADCOCK Liam Wallace	AUS	21 JUN 1996	7.90	7.90	7.90
87	CAMPENER Corentin Franco	BEL	5 OCT 1990	7.75	7.94	7.75
97	DE GRILLA JR Bruce Leroy	BER	15 DEC 1995	7.41	7.41	7.41
122	DA SILVA Tiago	BRA	23 OCT 1993	8.08	8.09	8.08
129	MARCELINO DOS SANTO Lucas	BRA	4 JAN 1995	8.00	8.00	8.00
154	DORCELUS Stevens	CAN	19 MAY 1995	7.77	7.77	7.77
203	OLIVARES ROJAS Camilo Esteban	CHI	27 OCT 1993	7.63	7.63	7.63
215	SUN Yize	CHN	9 MAR 1996	7.99	7.99	7.99
239	MAYACK II Marcel Richard	CMR	17 NOV 1990	7.50	7.50	7.50
244	SWEDI Djafar	COD	26 NOV 1997	6.78	6.78	6.78
273	JUSKA Radek	CZE	8 MAR 1993	8.29	8.29	8.29
294	GABRIELSEN Benjamin Habib	DEN	13 JUN 1995	7.70	7.76	7.70
334	KUTBERG Henrik	EST	2 NOV 1992	7.68	7.80	7.68
329	ARUSALU Kaspar	EST	18 DEC 1995	6.96	7.09	6.96
361	PULLI Kristian Henri	FIN	2 SEP 1994	8.07	8.07	8.07
356	BAECK Kristian Jan	FIN	18 JUL 1996	7.95	7.95	7.95
384	MAIAU Raihau	FRA	8 JAN 1992	7.94	8.02	7.94
397	GARDINER Daniel Leslie	GBR	25 JUN 1990	7.83	7.96	7.83
425	HOWARD Julian Anthony	GER	3 APR 1989	8.15	8.15	8.15
465	CHAN Ming Tai	HKG	30 JAN 1995	8.03	8.12	8.03
467	LAU Kin Hei	HKG	1 JAN 1997	7.53	7.53	7.53
489	NOVAL Noval	INA	16 SEP 1994	7.59	7.43	7.59
500	YAHIYA Muhammed Anees	IND	3 DEC 1995	7.75	7.80	7.75
538	RANDAZZO Filippo	ITA	27 APR 1996	8.05	8.05	8.05
568	YOUNIS Ahmad	JOR	12 SEP 1995	7.25	7.25	7.25
588	YAMAKAWA Natsuki	JPN	24 JUL 1995	7.92	8.00	7.92
650	JOO Eunjae	KOR	12 JUN 1993	7.77	7.77	7.77
666	ALKHALAF Hussain Abdulla	KSA	11 JUN 1993			
683	VIKSNE Peteris Pauls	LAT	20 MAY 1996	7.30	7.30	7.30
698	HAZER Ahmad	LBN	4 SEP 1989	7.10	7.10	7.10
730	TAM Chon Lok	MAC	19 JUL 1996	6.72	6.72	6.72
733	RAMANANJATOVO Jose Mariolla	MAD	21 MAY 1989	7.26	7.35	7.26
746	ALVAREZ MUNOZ Alberto	MEX	8 MAR 1991	7.90		7.90
787	NUYTINCK Steven Hubert A	NED	28 JAN 1991	7.66	7.66	7.66
816	KIPLESUND Ingar	NOR	15 NOV 1996	7.76	7.76	7.76
846	AL YARABI Salim Saleh Mus	OMA	15 JAN 1994	7.40	7.37	7.40
858	DELA PENA Aristeo	PHI	23 MAR 1997	7.44	7.44	7.44
863	PABLO Rogil	PHI	2 MAR 1998	6.83	6.83	6.83
936	NEAGOE Ionut Andrei	ROU	11 JUN 1994	7.63	7.63	7.63
952	JOHNSON Cheswill Gilber	RSA	30 SEP 1997	7.80	7.80	7.80
993	KHAN Meng Linn	SGP	6 FEB 1990	7.16	7.26	7.16
1024	JOVANCEVIC Strahinja	SRB	28 FEB 1993	7.81	7.92	7.81
1023	ANIC Lazar	SRB	14 DEC 1991	7.60	7.60	7.60
1036	GALOLU KANKANAMALAGE Danushka S. P.	SRI	15 APR 1994	7.54	7.78	7.54
1042	NILAWEERA Akhila Imantha	SRI	6 DEC 1995	7.15	7.15	7.15
1063	ULLMANN Christopher Ant	SUI	21 AUG 1993	7.98	7.98	7.98
1084	VESZELKA Tomas	SVK	9 JUL 1995	7.71	7.71	7.71



ENTRY LIST BY EVENT As of 22 AUG 2017

各項目參賽名單

Bib	Name	NUSF Code	Date of Birth	Season Best	Personal Best	Qualifying Best
1140	LIN Hung-Min	TPE	7 SEP 1990	8.10	8.10	8.10
1139	LIN Chia-Hao	TPE	3 JUN 1995	7.78	7.78	7.78
1186	KULAKSIZ Alper	TUR	6 APR 1992	7.84	7.86	7.84
1212	OKETAYOT Francis	UGA	31 OCT 1995			
1234	REZANOV Oleksandr	UKR	23 DEC 1997	7.63	7.63	7.63
1271	WILSON O'shea Leron	USA	27 OCT 1994	7.86	7.86	7.86
1265	DICKERSON Antwan	USA	18 FEB 1994	7.85	7.85	7.85

Total number of entries: 56



ENTRY LIST BY EVENT As of 22 AUG 2017

各項目參賽名單

Bib	Name	NUSF Code	Date of Birth	Season Best	Personal Best	Qualifying Best
16	TRIKI Yasser Mohammed	ALG	24 MAR 1997	16.25	16.25	16.25
84	BABAYEV Nazim	AZE	8 OCT 1997	17.15	17.15	17.15
118	ADAO DE SA Mateus Daniel	BRA	21 NOV 1995	16.87	16.87	16.87
119	CASSEMIRO ROSA Jean	BRA	1 FEB 1990	16.54	16.80	16.54
147	ZANGO Hugues Fabrice	BUR	25 JUN 1993	16.78	16.84	16.78
214	LIU Yan	CHN	1 AUG 1993	16.21	16.31	16.21
239	MAYACK II Marcel Richard	CMR	17 NOV 1990	15.80	15.80	15.80
288	BAGGE Jannick	DEN	16 JAN 1994	14.72	14.98	14.72
298	JOHANSEN Martin Brueckne	DEN	3 JAN 1995	14.67	15.06	14.67
406	TRIGG Samuel Alexande	GBR	1 NOV 1993	16.38	16.38	16.38
527	YAKUBOV Tom	ISR	30 JUN 1992	16.38	16.44	16.38
589	YAMAMOTO Ryoma	JPN	14 JUL 1995	16.87	16.87	16.87
660	NAM Suhwan	KOR	22 FEB 1998	15.94	15.94	15.94
666	ALKHALAF Hussain Abdulla	KSA	11 JUN 1993	14.42	15.30	14.42
730	TAM Chon Lok	MAC	19 JUL 1996	14.72	14.72	14.72
732	WAI Seng Cheong	MAC	6 APR 1997	14.62	14.62	14.62
746	ALVAREZ MUNOZ Alberto	MEX	8 MAR 1991	16.68	16.68	16.68
846	AL YARABI Salim Saleh Mus	OMA	15 JAN 1994	13.80	13.77	13.80
863	PABLO Rogil	PHI	2 MAR 1998	14.88	14.88	14.88
946	APHANE Reneilwe Ntshim	RSA	24 AUG 1990	16.75	16.75	16.75
1084	VESZELKA Tomas	SVK	9 JUL 1995	16.63	16.63	16.63
1138	LEE Kuei-Lung	TPE	16 SEP 1992	15.85	16.14	15.85
1205	ALAMERI Ahmed Mohamed A	UAE	8 JAN 1999	15.98	16.23	15.98
1262	CARODINE JR Tony	USA	18 JUN 1994	15.79	16.26	15.79
1288	CHABALA Obrey	ZAM	12 MAY 1997	12.73	12.73	12.73
1296	DUBE Dumezweni Dexte	ZIM	27 MAR 1992	14.90	15.62	14.90

Total number of entries: 26



ENTRY LIST BY EVENT As of 22 AUG 2017

各項目參賽名單

Bib	Name	NUSF Code	Date of Birth	Season Best	Personal Best	Qualifying Best
104	NICHYPAR Aliaksei	BLR	10 APR 1993	20.20	20.20	20.20
132	VENANCIO DOURADO Willian Denilso	BRA	6 JAN 1994	20.22	20.22	20.22
167	PARKER Sullivan Tate	CAN	11 AUG 1993	18.15	18.15	18.15
164	MILLMAN Peter Austin	CAN	19 MAR 1994	17.82	17.82	17.82
202	LOPEZ GONZALEZ Matias Rodrigo	CHI	24 OCT 1990	18.34	18.34	18.34
327	ESPIN SANCHEZ Eduardo Santiag	ECU	25 JUN 1996	17.59	17.76	17.59
333	KOHA Karl	EST	21 NOV 1994	18.08	18.20	18.08
524	LEVI Itamar	ISR	1 NOV 1991	18.29	18.66	18.29
609	IVANOV Ivan	KAZ	3 JAN 1992	20.00	20.51	20.00
649	JI Hyunwoo	KOR	20 APR 1996	17.25	17.25	17.25
705	BANEVICIUS Sarunas	LTU	20 NOV 1991	19.50	19.63	19.50
779	DUROVIC Tomas	MNE	14 FEB 1994	19.85	19.85	19.85
786	GOETHEER Remco	NED	5 OCT 1992	18.15	18.15	18.15
874	BUKOWIECKI Konrad	POL	17 MAR 1997	21.51	21.51	21.51
892	SZYSZKOWSKI Jakub Tomasz	POL	21 AUG 1991	20.92	20.92	20.92
923	BELO Francisco	POR	27 MAR 1991	20.85	20.85	20.85
934	GAG Andrei Marius	ROU	27 APR 1991	20.61	21.06	20.61
970	VAN ROOYEN Jason Jullian	RSA	4 FEB 1997	19.00	19.00	19.00
1124	ASHUROV Faridun	TJK	21 JUL 1991	14.07	14.07	14.07
1141	LIN You-Ting	TPE	5 SEP 1993	17.70	17.70	17.70
1189	OZDEVECI Osman Can	TUR	23 AUG 1995	19.88	19.88	19.88
1259	BLAIR Coy Justin	USA	10 JUN 1994	20.14	20.14	20.14
1264	CORNELIUS Cameron Bailey	USA	13 JAN 1995	18.88	18.88	18.88

Total number of entries: 23



ENTRY LIST BY EVENT As of 22 AUG 2017

各項目參賽名單

Bib	Name	NUSF Code	Date of Birth	Season Best	Personal Best	Qualifying Best
1	PHELIPA Joshua Benjamin	AHO	14 JUL 1995	46.25	46.25	46.25
124	DOS REIS Douglas Junior	BRA	9 DEC 1995	59.90	59.90	59.90
259	MARKOVIC Martin	CRO	13 JAN 1996	52.70	62.40	52.70
292	ELLEGAARD Andreas Hoeyby	DEN	3 APR 1993	56.84	56.84	56.84
327	ESPIN SANCHEZ Eduardo Santiag	ECU	25 JUN 1996	50.92	50.92	50.92
405	THOMPSON Gregory Leigh	GBR	5 MAY 1994	60.28	60.28	60.28
420	BRANDT Torben Torsten	GER	19 MAY 1995	62.09	62.09	62.09
427	KLAUS Maximilian	GER	7 FEB 1996	61.34	61.34	61.34
477	SZIKSZAI Robert Tamas	HUN	30 SEP 1994	62.46	63.20	62.46
475	HUSZAK Janos Richard	HUN	5 FEB 1992	62.16	64.89	62.16
524	LEVI Itamar	ISR	1 NOV 1991	56.22	57.28	56.22
552	DACRES Fedrick	JAM	28 FEB 1994	68.88	68.88	68.88
557	SMIKLE Traves	JAM	7 MAY 1992	66.65	66.65	66.65
653	KIM Donghyuk	KOR	16 OCT 1995	52.72	52.72	52.72
712	POSKA Domantas	LTU	10 JAN 1996	62.47	62.47	62.47
739	SHAMSHUDDIN Muhammad Irfan	MAS	16 AUG 1995	62.54	62.54	62.54
747	COTA CASTRO Mario	MEX	11 SEP 1990	62.53	62.53	62.53
857	CAONG Carlo	PHI	16 JUL 1996	41.03	41.01	41.03
891	STOJ Bartlomiej Pawe	POL	15 MAY 1996	61.38	61.38	61.38
923	BELO Francisco	POR	27 MAR 1991	62.01	62.01	62.01
933	FIRFIRICA Alin Alexandru	ROU	3 NOV 1995	61.17	65.03	61.17
970	VAN ROOYEN Jason Jullian	RSA	4 FEB 1997	52.16	52.09	52.16
1124	ASHUROV Faridun	TJK	21 JUL 1991	52.00	52.00	52.00
1266	JAGERS III Reginald Louis	USA	13 AUG 1994	66.22	66.22	66.22

Total number of entries: 24



ENTRY LIST BY EVENT As of 22 AUG 2017

各項目參賽名單

Bib	Name	NUSF Code	Date of Birth	Season Best	Personal Best	Qualifying Best
21	GOMEZ Joaquin Gabriel	ARG	14 OCT 1996	72.95	72.95	72.95
103	BAREISHA Pavel	BLR	16 FEB 1991	78.04	78.60	78.04
245	AGUIRRE VANEGAS Daniel Felipe	COL	13 MAR 1995	64.31	64.31	64.31
268	POURSANIDIS Alexandros	CYP	23 JAN 1993	71.88	71.88	71.88
299	MURMANN Taj	DEN	25 MAY 1989	60.61	64.89	60.61
428	MIKHAILOV Alexei Vladimir	GER	12 APR 1996	72.69	72.69	72.69
474	HALASZ Bence	HUN	4 AUG 1997	78.85	78.85	78.85
499	Taranveer Singh	IND	1 OCT 1996	63.40	63.40	63.40
535	FALLONI Simone	ITA	26 JUL 1999	75.73	75.73	75.73
582	SUMI Kunihiro	JPN	27 FEB 1994	70.05	70.05	70.05
743	MARGHIEV Serghei	MDA	6 NOV 1992	78.74	78.74	78.74
748	DEL REAL GALINDO Diego Alan	MEX	6 MAR 1994	71.96	76.27	71.96
879	FAJDEK Pawel	POL	4 JUN 1989	83.44	83.93	83.44
957	MAKHETHE Itumelengshepa	RSA	19 FEB 1996	71.28	71.28	71.28
949	FRECHOU Renaldo Rashual	RSA	4 MAR 1992	70.30	70.94	70.30
1080	KRUZLIAK Tomas	SVK	9 FEB 1992	69.83	69.94	69.83
1125	MUSOEV Abdurauf	TJK	16 FEB 1996	62.19	72.17	62.19
1147	WU Jhou-Wei	TPE	8 MAR 1995	62.84	62.84	62.84
1183	BALTACI Ozkan	TUR	13 FEB 1994	75.53	75.77	75.53
1233	REHEDA Serhii	UKR	6 FEB 1994	74.42	74.42	74.42

Total number of entries: 20



ENTRY LIST BY EVENT As of 22 AUG 2017

各項目參賽名單

Bib	Name	NUSF Code	Date of Birth	Season Best	Personal Best	Qualifying Best
50	O'BRIEN Liam James	AUS	13 APR 1996	77.41	77.41	77.41
54	WHITE William David B	AUS	6 JUN 1994	76.22	76.22	76.22
159	KARAKOLIS Evan G	CAN	30 MAR 1994	73.71	79.30	73.71
160	KRZYSZKOWSKI John	CAN	9 MAR 1994	71.44	71.44	71.44
360	PELTOMAEKI Sami Markus	FIN	11 JAN 1991	79.21	80.36	79.21
424	HOFMANN Andreas Emil	GER	16 DEC 1991	88.79	88.79	88.79
476	RIVASZ-TOTH Norbert	HUN	6 MAY 1996	83.08	83.08	83.08
521	AL-YASARI Karrar Raad Muh	IRQ	26 APR 1991	70.76	70.76	70.76
575	KOMINAMI Takuto	JPN	26 JUL 1995	79.17	79.17	79.17
579	OGURA Kenji	JPN	8 JUN 1995	76.16	76.16	76.16
644	BAE Yuil	KOR	16 JUN 1994	78.21	78.21	78.21
679	GRIVA Janis Svens	LAT	23 APR 1993	77.92	79.36	77.92
709	MATUSEVICIUS Edis	LTU	30 JUN 1996	84.78	84.78	84.78
716	SIMOLIUNAS Skirmantas	LTU	13 MAR 1994	77.10	77.10	77.10
742	MARDARE Andrian	MDA	20 JUN 1995	82.38	82.38	82.38
788	TIMMERMAN Lars	NED	19 APR 1991	72.72	79.59	72.72
798	ENEKWECHI Chukwuebuka Cor	NGR	28 JAN 1993	21.07	21.07	21.07
800	ODUGBESAN Torioluwa Oshin	NGR	22 APR 1998	17.17	17.17	17.17
827	LANGTON BURNELL Benjamin James	NZL	7 OCT 1992	82.44	82.44	82.44
850	YASIR Muhammad	PAK	1 MAY 1998	74.00	74.00	74.00
884	KRUKOWSKI Marcin	POL	14 JUN 1992	83.71	83.71	83.71
875	CHMIELAK Hubert	POL	19 JUN 1989	80.20	82.58	80.20
950	GROBLER Johannes Jacobu	RSA	6 AUG 1997	77.88	80.59	77.88
1026	SAMAC Vedran	SRB	22 JAN 1990	76.77	80.90	76.77
1044	RANASINGHE R M Sumedha Jag	SRI	10 FEB 1991	75.20	83.04	75.20
1132	CHENG Chao-Tsun	TPE	17 OCT 1993	86.92	86.92	86.92
1136	HUANG Shih-Feng	TPE	2 MAR 1992	82.57	83.82	82.57
1187	ONCEL Emin	TUR	1 MAY 1997	80.20	80.20	80.20
1211	OKELLO Robert	UGA	4 JAN 1994	60.63	60.63	60.63

Total number of entries: 29



ENTRY LIST BY EVENT As of 22 AUG 2017
各項目參賽名單

Bib	Name	NUSF Code	Date of Birth	Season Best	Personal Best	Qualifying Best
41	CRANSTON Kyle Stuart	AUS	3 SEP 1992	7287	7703	7287
102	ANDRALOITS Maksim	BLR	17 JUN 1997	7858	7858	7858
123	DE CARVALHO SANTOS Jefferson	BRA	30 AUG 1995	8187	8187	8187
174	TURNER James	CAN	4 AUG 1993	7451	7776	7451
274	LUKAS Marek	CZE	16 JUL 1991	7997	7997	7997
300	NIELSEN Christian Lind	DEN	5 AUG 1991	6963	6963	6963
335	ROSENBERG Kristjan	EST	16 MAY 1994	7907	7907	7907
357	HASSI Juuso Antero	FIN	4 APR 1993	7591	7734	7591
382	LELIEVRE Jeremy	FRA	8 FEB 1991	7818	7911	7818
385	MAUGEIN Maxime	FRA	27 SEP 1992	7586	7801	7586
399	LANE John Ernest	GBR	29 JAN 1989	7965	7965	7965
419	BOLLINGER Marvin Lloyd Ka	GER	7 OCT 1996	7739	7739	7739
681	KREGERS Reinis	LAT	22 JAN 1992	7210	7639	7210
760	RUIZ LOPEZ Felipe De Jesus	MEX	20 FEB 1995	7535	7535	7535
815	HOLMBERG Henrik Johan Fj	NOR	23 SEP 1989	6786	6786	6786
824	BOOTH Aaron James	NZL	12 SEP 1996	7246	7246	7246
926	REMEDIOS Samuel	POR	24 FEB 1992	7378	7378	7378
964	PRETORIUS Fredriech	RSA	4 AUG 1995	8002	8002	8002
1143	WANG Cheng-Yuan	TPE	9 OCT 1996	6347	6795	6347

Total number of entries: 19



ENTRY LIST BY EVENT As of 22 AUG 2017

各項目參賽名單

Bib	Name	NUSF Code	Date of Birth	Season Best	Personal Best	Qualifying Best
209	HAN Jijiang	CHN	20 JUL 1993	1:21:55	1:21:55	1:21:55
221	ZHAO Fujian	CHN	11 OCT 1989	1:23:43	1:23:43	1:23:43
218	YAN Dexiang	CHN	18 JUN 1993	1:24:10	1:23:56	1:24:10
377	BORDIER Gabriel	FRA	8 OCT 1997	1:23:50	1:23:50	1:23:50
478	VENYERCSAN Bence Barnabas	HUN	8 JAN 1996	1:25:29	1:25:29	1:25:29
513	MC MANAMON Cian Michael	IRL	10 NOV 1991	1:24:03	1:24:03	1:24:03
590	YAMANISHI Toshikazu	JPN	15 FEB 1996	1:19:03	1:19:03	1:19:03
577	NODA Tomohiro	JPN	24 JAN 1996	1:20:04	1:20:04	1:20:04
580	OIKAWA Fumitaka	JPN	5 APR 1995	1:20:45	1:20:45	1:20:45
616	SHEIKO Georgiy	KAZ	24 AUG 1989	1:20:47	1:20:47	1:20:47
651	JOO Hyunmyeong	KOR	31 MAY 1997	1:25:50	1:25:50	1:25:50
645	CHOE Byeong Kwang	KOR	7 APR 1991	1:27:13	1:21:20	1:27:13
652	KANG Kildong	KOR	12 JUL 1992	1:28:37	1:24:12	1:28:37
714	SAVELSKIS Marius	LTU	30 JUL 1994	1:23:14	1:23:14	1:23:14
761	SALAZAR ENRIQUEZ Julio Cesar	MEX	8 JUL 1993	1:23:40	1:23:40	1:23:40
757	PALMA OLIVARES Ever Jair	MEX	18 MAR 1992	1:23:47	1:23:47	1:23:47
758	PALMA OLIVARES Isaac Antonio	MEX	26 OCT 1990	1:24:11	1:24:11	1:24:11
1077	CERNY Dominik	SVK	1 NOV 1997	1:27:41	1:27:41	1:27:41
1083	URADNIK Miroslav	SVK	24 MAR 1996	1:28:43	1:25:24	1:28:43
1223	GLAVAN Igor	UKR	25 SEP 1990	1:21:59	1:21:59	1:21:59
1222	BANZERUK Ivan	UKR	9 FEB 1990	1:22:40	1:22:40	1:22:40
1225	HRECHKOVSKYI Andrii	UKR	30 AUG 1993	1:22:57	1:22:57	1:22:57
1228	LITANIUK Valerii	UKR	2 APR 1994	1:26:03	1:26:03	1:26:03

Total number of entries: 23



ENTRY LIST BY EVENT As of 22 AUG 2017

各項目參賽名單

Bib	Name	NUSF Code	Date of Birth	Season Best	National Record	Qualifying Best
ALGERIA		ALG				
5	ABDENOUS Ramzi		23 MAY 1993			
7	BEKAR Mohamed Islem		1 AUG 1993			
8	BELBACHIR Mohamed		11 JAN 1994			
9	BOUKMOUCHE Saber		20 APR 1992			
6	ATHMANI Skander Djamil		21 JUN 1992			
14	LAHOULOU Abdelmalik		7 MAY 1992			
ARGENTINA		ARG				
20	CARACASSIS Jorge Oscar		27 OCT 1994			
25	RUGGERI Guillermo Manue		26 MAR 1992			
24	RODRIGUEZ BALDIVIEZ Jaime		18 JUL 1992			
23	ROBLEDO Matias Exequiel		17 MAY 1990			
22	LAYOY Carlos Daniel		26 FEB 1991			
21	GOMEZ Joaquin Gabriel		14 OCT 1996			
AUSTRALIA		AUS		39.08		39.08
36	BATE Nicholas Mance		13 MAR 1995			
37	BROWNING Rohan Jackson		31 DEC 1997			
43	GREIG Simon James		7 JUN 1993			
45	HOUGH Nicholas Alexan		20 OCT 1993			
46	JUNG Jin Su		16 NOV 1993			
BOTSWANA		BOT				
112	SEBELE Ditiro Kago		27 OCT 1993			
113	THWANYANE Rebeilwe Saviou		27 JUL 1993			
111	MOSABATA Samuel Treasure		25 AUG 1989			
110	MESHACK Clifton Kagisa		27 DEC 1996			
BRAZIL		BRA		38.67		38.67
127	GOMES DA SILVA JUNI Aldemir		8 JUN 1992			
131	OLIVEIRA CONSTANTINO Gabriel		9 FEB 1995			
130	NASCIMENTO PARAIZO Jonatha		14 APR 1990			
125	DOS SANTOS Aliffer Junior		18 APR 1997			
CANADA		CAN		40.15		40.15
161	LINDE James Kenneth		18 AUG 1994			
163	MAKINDE Oluwasegun Vict		6 JUL 1991			
151	AYESU ATTAH Benjamin Kweku		28 APR 1993			
157	GEORGE Nathaniel Keena		7 JAN 1994			
166	MOSELEY Ingvar Mackenzi		24 NOV 1991			
158	KABA Sekou Mohamed		25 AUG 1990			
CZECH REPUBLIC		CZE				
278	STROMSIK Zdenek		25 NOV 1994			
280	ZALESKY Dominik		23 AUG 1995			
276	SEDLAK Vaclav		6 FEB 1993			
275	MUELLER Vit		31 AUG 1996			
272	JURANEK Martin		13 MAR 1991			
FINLAND		FIN				
363	RANTALA Eetu Werner		5 JUN 1993			
359	MYLLYMAEKI Ville Veikko Va		15 JAN 1990			
364	SAMUELSSON Samuli Kalevi		23 JUN 1995			
361	PULLI Kristian Henri		2 SEP 1994			
358	MOEROE Santtu Oskari		31 JAN 1993			



ENTRY LIST BY EVENT As of 22 AUG 2017

各項目參賽名單

Bib	Name	NUSF Code	Date of Birth	Season Best	National Record	Qualifying Best
GHANA		GHA		40.20		40.20
455	YEBOAH Emmanuel		10 AUG 1997			
453	OPOKU AGYEMANG Shadrack		24 DEC 1992			
454	OPOKU Stephen Kwame		27 AUG 1996			
452	KOFITSE Godfred		28 NOV 1997			
451	ARYEE Desmond Ayikwei		24 JAN 1992			
448	AGYEMANG Duncan Nuakoh		6 MAY 1993			
JAPAN		JPN		39.07		39.07
585	TADA Shuhei		24 JUN 1996			
586	TANAKA Yusuke		11 JAN 1998			
591	YAMASHITA Jun		23 AUG 1997			
573	KITAGAWA Sho		17 DEC 1995			
578	NOMOTO Shusei		25 OCT 1995			
REPUBLIC of KOREA		KOR		40.71		40.71
657	LEE Jiwoo		24 OCT 1995			
654	KIM Gyeongtae		20 MAR 1997			
656	KO Seunghwan		14 NOV 1997			
648	HWANG Hyeonu		30 JUN 1994			
SAUDI ARABIA		KSA		41.58		41.58
672	ALQURAYA Abdulsalam Sale		3 JUN 1997			
674	ALSHUQAYFI Abdullah Mohamm		26 OCT 1990			
667	ALMOSELEM Saleh Hussain H		23 NOV 1993			
666	ALKHALAF Hussain Abdulla		11 JUN 1993			
671	ALONAYZAN Hassan Abdulla		14 MAY 1998			
665	ALKAYYADI Hassan Baalghay		1 AUG 1994			
MEXICO		MEX		39.87		39.87
751	GALLEGOS MORENO Heber		13 APR 1992			
745	ALANIS PRIETO Juan Carlos		31 AUG 1994			
756	MORENO LOPEZ Ivan Eduardo		1 JAN 1995			
762	SEPULVEDA FURBER Arturo Bernardo		29 OCT 1996			
759	RAMIREZ RODRIGUEZ Cesar Humberto		21 JAN 1994			
NIGERIA		NGR				
799	HARRY Chukwudike Harr		9 JAN 1994			
804	UGWUOKE Mellitus Okechu		27 FEB 1996			
803	OWOEYE Gbolahan		4 JUL 1997			
797	AKINKUOWO Ayodeji Oluwato		16 SEP 1998			
POLAND		POL				
872	ADAMSKI Przemyslaw		27 DEC 1996			
895	ZIMNIEWICZ Grzegorz Piotr		13 OCT 1991			
889	SLOWIKOWSKI Przemyslaw Stef		20 NOV 1993			
893	ZACZEK Artur		28 FEB 1989			
886	MITKA Piotr Kacper		22 AUG 1994			
880	HAMPEL Eryk Pawel		3 DEC 1997			
SOUTH AFRICA		RSA				
966	ROTO Thando		26 SEP 1995			
967	TITI Ncincillili		15 DEC 1993			
959	MKATINI Lebone Junior M		4 JAN 1990			
954	LEFETE Tshepo		2 FEB 1992			
956	MAARTENS Joachim Hendrik		24 MAY 1996			



ENTRY LIST BY EVENT As of 22 AUG 2017

各項目參賽名單

Bib	Name	NUSF Code	Date of Birth	Season Best	National Record	Qualifying Best
SINGAPORE		SGP		40.34		40.34
994	TAN Zong Yang		11 JUN 1994			
996	YAP Timothee Jin We		5 NOV 1994			
992	KANG Li Loong Calvin		16 APR 1990			
995	TUMADI Khairyll Amri B		4 MAR 1993			
993	KHAN Meng Linn		6 FEB 1990			
SLOVENIA		SLO				
1006	KRAMBERGER Jan		7 FEB 1995			
1003	HRIBARSEK Peter		17 NOV 1992			
1008	VRHUNEC Enej		1 OCT 1996			
SRI LANKA		SRI		42.59		42.59
1039	KOTTAHACHCHI Kavindu Araliya		20 APR 1994			
1042	NILaweera Akhila Imantha		6 DEC 1995			
1036	GALOLU KANKANAMALAGE Danushka S. P.		15 APR 1994			
1033	AGALAKADA ARACHCHIG Samith Lakmal		16 FEB 1996			
1040	KULARATHNA Godayalage Ruwa		24 MAY 1991			
SWITZERLAND		SUI		39.11		39.11
1058	MANCINI Pascal		18 APR 1989			
1060	MOUThON Bastien		25 JUL 1994			
1064	WICKI Silvan		13 FEB 1995			
1057	LUTZ Silvan		17 OCT 1990			
1054	BRAND Dany Andreas		23 FEB 1996			
1055	CLIVAZ Florian Pascal		30 SEP 1994			
SLOVAKIA		SVK		40.62		40.62
1085	VOLKO Jan		2 NOV 1996			
1081	MATUS Jakub		1 FEB 1996			
1084	VESZELKA Tomas		9 JUL 1995			
1082	TURCANI Roman		28 MAR 1990			
1078	DANAC Denis		6 MAY 1993			
1076	BUJNA Simon		27 DEC 1995			
THAILAND		THA		39.38		39.38
1101	CHUANGCHAI Bandit		22 JUL 1993			
1108	SATHOENGRAM Jaran		9 FEB 1993			
1104	MEENAPRA Jirapong		11 MAY 1993			
1105	NAMSUWAN Kritsada		9 FEB 1994			
1109	SOWAN Ruttanapon		10 JAN 1994			
1111	VEERAVONGRATANASIRI Nutthapong		3 FEB 1997			
CHINESE TAIPEI		TPE		39.27		39.27
1133	CHENG Po-Yu		27 APR 1997			
1128	CHEN Chia-Hsun		15 OCT 1991			
1145	WEI Yi-Ching		5 JUL 1998			
1146	WU Erchang		27 MAR 1999			
1148	YANG Chun-Han		1 JAN 1997			
1151	YEH Shou-Po		3 MAR 1999			
TRINIDAD and TOBAGO		TTO		39.44		39.44
1178	TELESFORD Dan Neil Javan		9 SEP 1990			
1177	MORAIN Moriba Joseph		8 OCT 1992			
1176	BALLANTYNE Micah Anrian		14 APR 1995			
1175	ALFRED Darren Quaw		28 AUG 1996			



ENTRY LIST BY EVENT As of 22 AUG 2017

各項目參賽名單

Bib	Name	NUSF Code	Date of Birth	Season Best	National Record	Qualifying Best
UNITED STATES of AMERICA		USA		38.34		38.34
1260	BROWN Curtis De'sean		14 MAR 1995			
1263	COLLINS Le Shon Jabre		11 DEC 1993			
1268	LEWIS III John Lee		2 SEP 1996			
1271	WILSON O'shea Leron		27 OCT 1994			
1269	MARTIN Jacarias Terrez		14 JAN 1996			
1267	LATTIN Amere Davion		12 JUL 1997			

Total number of entries: 25



ENTRY LIST BY EVENT As of 22 AUG 2017

各項目參賽名單

Bib	Name	NUSF Code	Date of Birth	Season Best	National Record	Qualifying Best
AUSTRALIA		AUS		3:12.16		3:12.16
38	BURNS Taylor		14 JAN 1996			
49	MOWEN Daniel Thomas P		7 APR 1997			
52	ROBINSON Tristan Marc		29 OCT 1994			
53	ROUBIN Harrison John		23 OCT 1995			
41	CRANSTON Kyle Stuart		3 SEP 1992			
47	KNUCKEY Stephen Joseph		3 NOV 1994			
BRAZIL		BRA		3:12.64		3:12.64
120	CEZARIO ABRAO Cleiton		8 SEP 1989			
127	GOMES DA SILVA JUNI Aldemir		8 JUN 1992			
128	LANGOWSKI TEREZAN Artur		8 MAY 1991			
121	DA PALMA JUNIOR Pedro Roberto		11 JAN 1996			
131	OLIVEIRA CONSTANTINO Gabriel		9 FEB 1995			
CANADA		CAN		3:08.78		3:08.78
151	AYESU ATTAH Benjamin Kweku		28 APR 1993			
157	GEORGE Nathaniel Keena		7 JAN 1994			
162	MAC NEILL Gregory Scott W		15 APR 1992			
163	MAKINDE Oluwasegun Vict		6 JUL 1991			
161	LINDE James Kenneth		18 AUG 1994			
CZECH REPUBLIC		CZE				
275	MUELLER Vit		31 AUG 1996			
272	JURANEK Martin		13 MAR 1991			
279	TESAR Jan		26 MAR 1990			
277	SNEJDR Filip		16 APR 1995			
DENMARK		DEN		3:13.14		3:13.14
295	HARTLING Johan Nicolai T		17 JAN 1994			
290	CLAUSEN Christian Sand		4 AUG 1996			
297	JENSEN Rasmus		17 SEP 1995			
298	JOHANSEN Martin Brueckne		3 JAN 1995			
304	STROEM Emil Kaare		26 FEB 1993			
293	FÜRSTENBERG Frederik		13 JUL 1993			
DOMINICAN REPUBLIC		DOM				
1303	CHARLES MEN Andito		30 AUG 1994			
1304	DÍAZ OROZCO Kendris Eliezer		3 JAN 1994			
321	SANTOS AQUINO Luguelin Miguel		12 NOV 1992			
320	SANTOS AQUINO Juander		7 MAY 1995			
319	CHARLES Luis Enrique		3 DEC 1998			
GHANA		GHA		3.10		3.10
448	AGYEMANG Duncan Nuakoh		6 MAY 1993			
449	ALI Mohammed Shafic		11 JUN 1994			
452	KOFITSE Godfred		28 NOV 1997			
454	OPOKU Stephen Kwame		27 AUG 1996			
450	ANANE Sampson		11 MAY 1991			
451	ARYEE Desmond Ayikwei		24 JAN 1992			



ENTRY LIST BY EVENT As of 22 AUG 2017

各項目參賽名單

Bib	Name	NUSF Code	Date of Birth	Season Best	National Record	Qualifying Best
INDIA		IND		3:10.82		3:10.82
492	JACOB Amoj		2 MAY 1998			
494	MALIK Pankaj		3 JUL 1998			
497	Ravinder		5 JUL 1997			
495	MOHAN Gokulakannan		16 OCT 1995			
498	TADVI Kisan Narshi		10 JAN 1998			
496	PATEL Ranjeet Kumar		17 DEC 1993			
JAMAICA		JAM		2:59.03		2:59.03
554	GLAVE Daniel		20 APR 1996			
556	ROSE Jamari		10 AUG 1995			
553	GAYE Demish Denvo		20 JAN 1993			
551	CLARKE Andre		6 JUN 1992			
558	TRACEY Tyquendo		10 JUN 1993			
REPUBLIC of KOREA		KOR		3:14.21		3:14.21
657	LEE Jiwoo		24 OCT 1995			
654	KIM Gyeongtae		20 MAR 1997			
656	KO Seunghwan		14 NOV 1997			
648	HWANG Hyeonu		30 JUN 1994			
SAUDI ARABIA		KSA		3:28.50		3:28.50
675	BALI Musaad Ahmed H		10 SEP 1994			
676	MASRAHI Mazen Ahmed M		22 MAY 1996			
673	ALSHALATI Mohammed Taleb		9 DEC 1998			
669	ALMUYIDI Ahmed Amer I		4 DEC 1997			
670	ALMUYIDI Khalid Ali Y		17 JAN 1996			
1300	MAHNASHI Mohammed					
MALAYSIA		MAS		3:11.32		3:11.32
734	ARON Anchois		11 MAR 1993			
736	KWONG Kar Jun		24 APR 1995			
735	KIMLEH Mohd Firdaus		11 JAN 1995			
740	SUBRAMANIAM Kannathasan		10 APR 1991			
741	YASMIN Muhammad Aqil		28 OCT 1997			
737	MAZALAN Muhamad Firdaus		17 JAN 1993			
POLAND		POL				
887	OMELKO Rafal Konrad		16 JAN 1989			
878	DUSZYNSKI Kajetan Patryk		12 MAY 1995			
1308	PIETRZAK Michal Waldemar		3 APR 1989			
1305	JAROS Andrzej Dominik		19 JUL 1990			
1306	KOWALUK Dariusz		16 APR 1996			
877	DOBEC Patryk		13 FEB 1994			
SOUTH AFRICA		RSA				
965	PRETORIUS Johanneslodewic		26 JAN 1994			
951	HAMMAN Leroux		6 JAN 1992			
963	NENE Zakithi Busani		2 APR 1998			
969	VAN RENSBURG Rynardt		23 MAR 1992			
968	UYS Hendrik Jacobus		4 JUN 1992			
956	MAARTENS Joachim Hendrik		24 MAY 1996			



ENTRY LIST BY EVENT As of 22 AUG 2017
各項目參賽名單

Bib	Name	NUSF Code	Date of Birth	Season Best	National Record	Qualifying Best
SRI LANKA		SRI		50.75		50.75
1045	WIJESUNDARA MUDIYANSELAGE Sachithra		3 AUG 1993			
1035	DISANAYAKA MUDIYANSELAGE Chalaka U.		28 MAR 1993			
1043	OLIDURAGE Ishan Lahiru Ar		16 APR 1995			
1037	GAMMAHELAGE Vishvajith Uday		12 NOV 1990			
1034	ATHAWUDA W. R. Gayashan		4 MAR 1993			
SWITZERLAND		SUI		3:09.18		3:09.18
1060	MOUThON Bastien		25 JUL 1994			
1057	LUTZ Silvan		17 OCT 1990			
1064	WICKI Silvan		13 FEB 1995			
1054	BRAND Dany Andreas		23 FEB 1996			
1053	ANGELELLA Daniele Ademore		12 MAR 1991			
1059	MFOMKPA Alain Herve		4 JUN 1996			
THAILAND		THA		3:06.48		3:06.48
1100	CHAMSRI Apisit		21 NOV 1994			
1107	PLEENARAM Jirayu		9 FEB 1996			
1106	PHOSRI Vitsanu		25 MAY 1998			
1103	KONGKRAPHAN Nattapong		29 MAY 1998			
1110	SUKKAEW Kunanon		30 SEP 1994			
1102	KHANOM Nattapong		24 JUN 1994			
CHINESE TAIPEI		TPE		3:07.29		3:07.29
1144	WANG Wei-Hsu		12 OCT 1996			
1152	YU Chen-Yi		30 DEC 1996			
1137	LAI Kuan-Yu		10 SEP 1998			
1129	CHEN Chieh		8 MAY 1992			
1149	YANG Lung-Hsiang		13 SEP 1996			
1153	YU Chia-Hsuan		22 JAN 1995			
UNITED STATES of AMERICA		USA		3:04.38		3:04.38
1270	MONTGOMERY Kahmari Rodney		16 AUG 1997			
1260	BROWN Curtis De'sean		14 MAR 1995			
1267	LATTIN Amere Davion		12 JUL 1997			
1299	CLARKE Jordan Shaquill		17 FEB 1994			
1263	COLLINS Le Shon Jabre		11 DEC 1993			
1261	BURRELL Cameron Malik		11 SEP 1994			
ZAMBIA		ZAM		3:16.85		3:16.85
1290	SHIMUKOWA Charles		21 JAN 1995			
1291	SILWIMBA Edgar		6 SEP 1994			
1288	CHABALA Obrey		12 MAY 1997			
1289	KAMBIAMBIA Andrew		8 JUL 1994			
1292	SIYOTO Siyambango		28 AUG 1996			

Total number of entries: 20



TAIPEI STADIUM
臺北田徑場

TAIPEI 2017 SAT 周六
29th SUMMER UNIVERSIADE 26 AUG 2017
9:00

ATHLETICS
田徑

MEN'S TEAM 20KM WALK
男子團體20公里競走



ENTRY LIST BY EVENT As of 22 AUG 2017

各項目參賽名單

Bib	Name	NUSF Code	Date of Birth	Season Best	Personal Best	Qualifying Best
	PEOPLE'S REPUBLIC of CHINA	CHN				
	JAPAN	JPN				
	REPUBLIC of KOREA	KOR				
	MEXICO	MEX				
	UKRAINE	UKR				

Total number of entries: 5





TAIPEI STADIUM
臺北田徑場

ATHLETICS
田徑



TAIPEI 2017 SUN 周日
29th SUMMER UNIVERSIADE 27 AUG 2017
7:15

MEN'S TEAM HALF MARATHON
男子團體半程馬拉松

ENTRY LIST BY EVENT As of 22 AUG 2017
各項目參賽名單

Bib	Name	NUSF Code	Date of Birth	Season Best	Personal Best	Qualifying Best
	PEOPLE'S REPUBLIC of CHINA	CHN				
	JAPAN	JPN				
	REPUBLIC of KOREA	KOR				
	MONGOLIA	MGL				
	SOUTH AFRICA	RSA				
	CHINESE TAIPEI	TPE				
	TURKEY	TUR				
	UGANDA	UGA				

Total number of entries: 8





ENTRY LIST BY EVENT As of 22 AUG 2017

各項目參賽名單

Bib	Name	NUSF Code	Date of Birth	Season Best	Personal Best	Qualifying Best
4	URSHINI Iveta	ALB	28 JAN 1998	12.33	12.33	12.33
82	KLEISER Viola	AUT	13 NOV 1990	11.51	11.51	11.51
117	SEBELE Tsaone Bakani	BOT	27 OCT 1993	11.68	11.48	11.68
115	MOLAPISI Ontiretse	BOT	18 JAN 1995	12.07	12.07	12.07
149	NDARATA Prestige	CAF	23 NOV 1997	12.06	12.06	12.06
197	WALKEDEN Leah Janine	CAN	10 FEB 1993	11.65	11.64	11.65
199	WESTNEY Jellisa S	CAN	6 OCT 1993	11.68	11.48	11.68
240	ABESSOLO BIVINA Germaine Emelin	CMR	9 MAY 1990	11.60	11.60	11.60
285	PROCHAZKOVA Barbora	CZE	13 DEC 1991	11.50	11.50	11.50
311	KRAMER Mathilde Uldall	DEN	15 MAR 1993	11.59	11.59	11.59
306	GLENNER-FRANDSEN Astrid	DEN	11 APR 1993	11.98	11.98	11.98
322	DE AZA HENRRY Estrella Nicole	DOM	3 DEC 1996	12.01	12.01	12.01
325	RODRÍGUEZ JIMÉNEZ Kiara Miguelina	DOM	23 DEC 1992	12.17	12.17	12.17
354	VORO Oilme	EST	2 JAN 1996	11.81	11.81	11.81
348	SUUMANN Diana	EST	5 JUL 1992	12.10	11.89	12.10
409	HUMPHREYS Corinne Dawn	GBR	7 NOV 1991	11.39	11.39	11.39
417	AKIEME MAYE Maria Jimena Ad	GEQ	23 AUG 1990	13.45	13.42	13.45
442	MAYER Sina	GER	10 APR 1995	11.25	11.25	11.25
456	ASIBUO Sandra Konadu	GHA	7 DEC 1997	12.14	11.84	12.14
459	MENSAH Janet	GHA	25 JUN 1998	12.18	12.20	12.18
469	LAM On Ki	HKG	20 APR 1992	12.05	11.90	12.05
490	ALISJAHBANA Irene	INA	4 NOV 1995	12.27	12.09	12.27
501	CHAND Dutee	IND	3 FEB 1996	11.30	11.25	11.30
519	WHELAN Niamh Annette	IRL	26 JUL 1990	11.63	11.63	11.63
549	SIRAGUSA Irene	ITA	23 JUN 1993	11.32	11.32	11.32
544	BONGIORNI Anna	ITA	15 SEP 1999	11.39	11.39	11.39
559	FORBES Shashalee	JAM	10 MAY 1996	11.10	11.10	11.10
599	MAEYAMA Miyu	JPN	21 FEB 1996	11.51	11.51	11.51
596	IKI Ichiko	JPN	7 MAY 1997	11.73	11.66	11.73
629	ZYABKINA Viktoriya	KAZ	4 SEP 1992	11.33	11.15	11.33
626	SAFRONOVA Olga	KAZ	5 NOV 1991	11.37	11.09	11.37
638	AMUTAVI Laventa Luvandw	KEN	23 FEB 1996	12.67	12.67	12.67
685	AUZINA Anna Paula	LAT	14 FEB 1996	12.02	12.02	12.02
686	CEIKO Inguná	LAT	1 OCT 1994	12.33	12.30	12.33
767	FLORES HERNANDEZ Iza Daniela	MEX	6 MAY 1994	11.71	11.70	11.71
811	OSUJI Stephanie Nwann	NGR	6 JAN 1997	11.50	11.50	11.50
814	HAMIDOU SANI Ramata	NIG	7 APR 1993	12.80	12.80	12.80
832	HOBBS Zoe Charlotte	NZL	11 SEP 1997	11.57	11.53	11.57
847	AL HAMIMI Aina Suroor Sai	OMA	11 FEB 1995	11.30	11.25	11.30
869	MALONZO Jeremiah Angela	PHI	10 OCT 1996	12.53	12.21	12.53
920	ZAGAJEWSKA Karolina Monika	POL	5 APR 1993	11.41	11.41	11.41
898	CIBA Kamila Magdalen	POL	29 MAR 1995	11.45	11.62	11.45
986	THOMAS Tamzin	RSA	6 OCT 1997	11.53	11.56	11.53
1011	KODRIC Aneja	SLO	13 JAN 1993	12.24	12.05	12.24
1027	BARJAKTAROVIC Zorana	SRB	2 MAR 1996	11.53	11.53	11.53
1029	SIMIC Nikoleta	SRB	19 NOV 1996	11.82	11.82	11.82
1048	HENRY HENDERSON Nadeeshani	SRI	11 AUG 1993	12.19	12.19	12.19
1049	JAYALATH Kurugamage Mahe	SRI	11 DEC 1993	12.23	12.23	12.23
1070	KORA JOSEPH Salome Kpayero	SUI	8 JUN 1994	11.27	11.27	11.27



ENTRY LIST BY EVENT As of 22 AUG 2017

各項目參賽名單

Bib	Name	NUSF Code	Date of Birth	Season Best	Personal Best	Qualifying Best
1067	DEL PONTE Ajla	SUI	15 JUL 1996	11.42	11.33	11.42
1087	BEZEKOVA Alexandra	SVK	13 AUG 1992	11.53	11.50	11.53
1097	VILAKATI Nolwazi Knowledge	SWZ	28 SEP 1996	13.00	13.00	13.00
1099	MAHAMUDU Happy Twaha	TAN	22 JUN 1992	13.40	13.40	13.40
1163	HU Chia-Chen	TPE	28 MAR 1997	11.70	11.70	11.70
1218	AYIKORU Scovia	UGA	14 JAN 1994	11.84	11.84	11.84
1221	UNYUTHFUA Mary Zawadi	UGA	3 FEB 1993	12.12	12.00	12.12
1284	SMITH Sierra Jade	USA	22 OCT 1997	11.52	11.52	11.52
1287	HA Thi Thu	VIE	29 JUL 1997	11.63	12.32	11.63
1294	KAKWASHA Wabalyao	ZAM	25 MAY 1997	13.29	13.29	13.29

Total number of entries: 59



ENTRY LIST BY EVENT As of 22 AUG 2017

各項目參賽名單

Bib	Name	NUSF Code	Date of Birth	Season Best	Personal Best	Qualifying Best
31	MARTINEZ Noelia Anahi	ARG	20 JAN 1996	24.18	24.18	24.18
82	KLEISER Viola	AUT	13 NOV 1990	23.66	23.66	23.66
91	BOLINGO MBONGO Cynthia	BEL	12 JAN 1993	23.41	23.11	23.41
117	SEBELE Tsaone Bakani	BOT	27 OCT 1993	23.86	23.70	23.86
115	MOLAPISI Ontiretse	BOT	18 JAN 1995	24.24	24.24	24.24
149	NDARATA Prestige	CAF	23 NOV 1997	27.37	27.37	27.37
185	MAXWELL Nyoka Shondy Pe	CAN	7 APR 1997	23.64	23.64	23.64
208	JIMENEZ IBACACHE Isidora Andrea	CHI	10 AUG 1993	23.64	22.95	23.64
240	ABESSOLO BIVINA Germaine Emelin	CMR	9 MAY 1990	23.87	23.87	23.87
264	POKOS Lucija	CRO	22 JAN 1994	24.22	23.53	24.22
284	PIRKOVA Marcela	CZE	25 JAN 1996	23.30	23.30	23.30
285	PROCHAZKOVA Barbora	CZE	13 DEC 1991	23.37	23.37	23.37
311	KRAMER Mathilde Uldall	DEN	15 MAR 1993	24.41	24.41	24.41
306	GLENNER-FRANSEN Astrid	DEN	11 APR 1993	24.57	24.57	24.57
324	PAULINO Marileidy	DOM	25 OCT 1996	23.58	23.58	23.58
323	MEDINA VENTURA Anabel	DOM	15 DEC 1996	23.69	23.69	23.69
354	VORO Oilme	EST	2 JAN 1996	24.00	24.00	24.00
371	KORTETMAA Anniina Olivia	FIN	9 JAN 1995	23.62	23.62	23.62
456	ASIBUO Sandra Konadu	GHA	7 DEC 1997	24.89	24.89	24.89
459	MENSAH Janet	GHA	25 JUN 1998	25.1-	25.00	25.1-
515	HEALY Phil	IRL	19 NOV 1994	23.65	23.65	23.65
549	SIRAGUSA Irene	ITA	23 JUN 1993	23.00	23.00	23.00
544	BONGIORNI Anna	ITA	15 SEP 1999	23.35	23.35	23.35
559	FORBES Shashalee	JAM	10 MAY 1996	22.71	22.71	22.71
566	WILLIAMS Jodean	JAM	11 NOV 1993	22.95	22.95	22.95
601	NAKAMURA Mizuki	JPN	22 MAR 1996	23.66	23.66	23.66
604	TAKEUCHI Sayaka	JPN	18 JUL 1995	24.01	24.01	24.01
629	ZYABKINA Viktoriya	KAZ	4 SEP 1992	22.81	22.66	22.81
626	SAFRONOVA Olga	KAZ	5 NOV 1991	23.11	22.95	23.11
638	AMUTAVI Laventa Luvandw	KEN	23 FEB 1996	23.80	23.70	23.80
691	LATISEVA CUDARE Gunta	LAT	9 MAR 1995	23.50	23.50	23.50
685	AUZINA Anna Paula	LAT	14 FEB 1996	24.69	24.42	24.69
767	FLORES HERNANDEZ Iza Daniela	MEX	6 MAY 1994	23.34	23.24	23.34
763	AGUILLON RAMOS Dania Amaris	MEX	14 FEB 1996	23.38	23.38	23.38
778	ISLJAMI Drita	MKD	1 AUG 1996	25.39	25.39	25.39
814	HAMIDOU SANI Ramata	NIG	7 APR 1993	25.70	25.70	25.70
832	HOBBS Zoe Charlotte	NZL	11 SEP 1997	23.85	23.85	23.85
847	AL HAMIMI Aina Suroor Sai	OMA	11 FEB 1995	25.03	24.00	25.03
868	JANARIO Karen	PHI	7 APR 1999	25.13	25.13	25.13
869	MALONZO Jeremiah Angela	PHI	10 OCT 1996	25.31	25.31	25.31
901	FORKASIEWICZ Agata Beata	POL	13 JAN 1994	23.45	23.45	23.45
908	KOLDEJ Malgorzata Barb	POL	12 NOV 1990	23.69	23.69	23.69
986	THOMAS Tamzin	RSA	6 OCT 1997	23.43	23.43	23.43
1001	BARRIE Margaret Veness	SLE	29 MAY 1996	24.21	24.21	24.21
1011	KODRIC Aneja	SLO	13 JAN 1993	25.32	24.52	25.32
1027	BARJAKTAROVIC Zorana	SRB	2 MAR 1996	23.00	23.00	23.00
1030	SIRMIC Katarina	SRB	28 APR 1991	23.93	23.93	23.93
1048	HENRY HENDERSON Nadeeshani	SRI	11 AUG 1993	26.04	24.09	26.04
1069	HALBHEER Cornelia	SUI	16 AUG 1992	23.16	23.16	23.16



ENTRY LIST BY EVENT As of 22 AUG 2017

各項目參賽名單

Bib	Name	NUSF Code	Date of Birth	Season Best	Personal Best	Qualifying Best
1087	BEZEKOVA Alexandra	SVK	13 AUG 1992	23.44	23.44	23.44
1097	VILAKATI Nolwazi Knowledge	SWZ	28 SEP 1996	27.50	27.50	27.50
1099	MAHAMUDU Happy Twaha	TAN	22 JUN 1992	23.31	23.31	23.31
1172	SYU Yong-Jie	TPE	7 OCT 1992	24.01	23.82	24.01
1220	SHIDA Leni	UGA	22 MAY 1994	23.71	23.71	23.71
1218	AYIKORU Scovia	UGA	14 JAN 1994	24.27	24.27	24.27
1285	WILLIAMS Tori Monique	USA	14 DEC 1994	23.34	23.34	23.34
1287	HA Thi Thu	VIE	29 JUL 1997	24.34	24.34	24.34
1294	KAKWASHA Wabalyao	ZAM	25 MAY 1997	24.07	24.07	24.07
1293	CHITOSHI Musonda	ZAM	30 NOV 1993	26.78	24.02	26.78

Total number of entries: 59



ENTRY LIST BY EVENT As of 22 AUG 2017

各項目參賽名單

Bib	Name	NUSF Code	Date of Birth	Season Best	Personal Best	Qualifying Best
31	MARTINEZ Noelia Anahi	ARG	20 JAN 1996	54.29	54.29	54.29
116	MONWA Amantle Hazel	BOT	10 AUG 1996	1:56.00	1:02.58	1:56.00
194	STIVERNE Aiyanna Brigitt	CAN	20 FEB 1995	52.00	52.00	52.00
190	POWELL Micha	CAN	12 JAN 1995	52.15	51.97	52.15
251	CHAVEZ VALENCIA Eliana	COL	28 DEC 1997	54.09	54.09	54.09
261	DUDEK Kristina	CRO	5 APR 1994	54.41	53.59	54.41
344	MEIER Helin	EST	20 APR 1992	55.86	55.85	55.86
457	BRAIMAH Hajuaha	GHA	4 APR 1997	54.80	54.50	54.80
503	CHAUDHARY Twinkle	IND	17 OCT 1995	54.48	54.48	54.48
562	LONEY Dawnalee Ann Ma	JAM	15 MAY 1996	52:05.00	52:05.00	52:05.00
621	MIKHINA Elina	KAZ	16 JUL 1994	53.60	52.09	53.60
640	NYAMASYO Alfin Wanzila	KEN	20 OCT 1992	57.03	57.03	57.03
722	MISIUNAITE Eva	LTU	4 DEC 1991	53.06	53.06	53.06
764	BRITO OSORIO Natali	MEX	21 OCT 1989	53.00	53.00	53.00
771	MORAN ERREJON Paola	MEX	25 FEB 1997	53.39	53.39	53.39
848	AL MALKI Muzna Saleh Ham	OMA	25 NOV 1995	54:23.04	57:23.11	54:23.04
870	OBANON Jingky	PHI	5 DEC 1995	57.01	56.01	57.01
905	HOLUB Malgorzata Nata	POL	30 OCT 1992	51.01	51.01	51.01
897	BAUMGART Iga	POL	11 APR 1989	51.50	51.50	51.50
928	AZEVEDO Catia	POR	9 MAR 1994	51.90	51.63	51.90
943	RAZOR Bianca Denisa	ROU	8 AUG 1994	51.64	50.37	51.64
940	GAL Camelia Florina	ROU	18 OCT 1992	52.68	52.68	52.68
980	PALFRAMAN Justine	RSA	4 NOV 1993	52.30	51.27	52.30
1001	BARRIE Margaret Veness	SLE	29 MAY 1996	52.27	52.27	52.27
1022	ZUPANIC Tamara	SLO	8 SEP 1993	56.54	56.00	56.54
1052	RATHNAYAKA MUDIYANSELAGE Siwanthi	SRI	2 MAR 1994	59.93	57.20	59.93
1074	ZIMMERMANN Vanessa	SUI	11 JUN 1990	52.89	52.89	52.89
1220	SHIDA Leni	UGA	22 MAY 1994	52.51	52.51	52.51
1236	BRYZGINA Anastasiia	UKR	9 JAN 1998	51.89	51.89	51.89
1243	KLYMIUK Kateryna	UKR	2 JUN 1995	52.25	52.25	52.25
1278	HAWKINS Birexus Janae	USA	18 JUL 1998	53.64	53.64	53.64
1277	HARDNETT Kelli Nichole	USA	31 MAY 1994	54.49	54.05	54.49
1293	CHITOSHI Musonda	ZAM	30 NOV 1993	59.89	58.65	59.89

Total number of entries: 33



ENTRY LIST BY EVENT As of 22 AUG 2017

各項目參賽名單

Bib	Name	NUSF Code	Date of Birth	Season Best	Personal Best	Qualifying Best
18	HADDAR Dihia	ALG	29 APR 1995	2:05.45	2:05.45	2:05.45
19	LARIBI Faten	ALG	29 MAR 1998	2:07.23	2:07.23	2:07.23
63	GRIFFITH Georgia Helen	AUS	5 DEC 1996	2:00.90	2:00.90	2:00.90
198	WESTAWAY Jenna Rae Eilee	CAN	19 JUN 1994	2:02.78	2:01.89	2:02.78
175	AUBRY Rachel	CAN	18 MAY 1990	2:03.25	2:01.56	2:03.25
266	ALMANZA BLANCO Rose Mary	CUB	13 JUL 1992	2:01.05	1:57.70	2:01.05
269	EVANGELIDOU Natalia	CYP	10 MAR 1991	2:02.14	2:02.10	2:02.14
315	OLSEN Dagmar Faester	DEN	16 JUL 1994	2:09.66	2:07.65	2:09.66
310	JØRGENSEN Louise Würtz	DEN	22 APR 1991	2:10.61	2:10.44	2:10.61
345	NEVOLIHIN Kelly	EST	15 NOV 1992	2:09.20	2:08.55	2:09.20
414	TRACEY Adelle Roshumba	GBR	27 MAY 1993	2:00.34	2:00.04	2:00.34
437	HERING Christina Annik	GER	9 OCT 1994	2:01.31	2:01.31	2:01.31
483	KERI Bianca	HUN	19 APR 1994	2:02.39	2:02.39	2:02.39
541	BALDESSARI Irene	ITA	21 JAN 1993	2:02.79	2:02.79	2:02.79
704	SELLO Tsepang	LES	23 FEB 1997	2:09.22	2:09.22	2:09.22
719	ELENSKA Monika	LTU	17 FEB 1996	2:04.00	2:04.00	2:04.00
729	MATHIAS Charline Kyra C	LUX	23 MAY 1992	2:02.29	2:01.30	2:02.29
806	EGBENIYI Abike Funmilola	NGR	23 OCT 1994	2:02.34	2:02.34	2:02.34
822	MATHISEN Julie Froeslev	NOR	21 MAY 1993	2:09.20	2:09.20	2:09.20
871	PAMATIAN Louielyn	PHI	14 JAN 1997	2:17.50	2:13.97	2:17.50
913	MIKIEWICZ-LAPINSKA Paulina	POL	13 JUL 1992	2:03.30	2:03.30	2:03.30
977	NICE Anuscha	RSA	26 AUG 1991	2:05.00	2:03.65	2:05.00
1002	KAMARA Mariama Ngaima	SLE	22 MAR 1995	2:02.99	2:02.99	2:02.99
1010	KAVKA Eva	SLO	14 OCT 1993	2:15.72	2:14.59	2:15.72
1031	TERZIC Amela	SRB	2 JAN 1993	2:04.30	1:59.90	2:04.30
1216	AJOK Docus	UGA	12 JUL 1994	2:02.90	2:02.90	2:02.90
1217	AMURON Agnes Harriet	UGA	28 DEC 1993	2:09.08	2:09.08	2:09.08
1248	LIAKHOVA Olga	UKR	18 MAR 1992	1:58.32	1:58.32	1:58.32
1295	MASEKA Bertha	ZAM	6 SEP 1995	1:45.02	1:45.02	1:45.02

Total number of entries: 29



ENTRY LIST BY EVENT As of 22 AUG 2017

各項目參賽名單

Bib	Name	NUSF Code	Date of Birth	Season Best	Personal Best	Qualifying Best
137	FERREIRA DA SILVA July	BRA	27 OCT 1994	4:14.30	4:14.30	4:14.30
135	DA SILVA Tatiane Raquel	BRA	10 JUN 1990	4:31.07	4:19.05	4:31.07
142	MINKINA Dilyana Venelin	BUL	6 JAN 1997	4:29.00	4:21.00	4:29.00
200	YEE Regan Leanne Ga	CAN	4 JUL 1995	4:09.29	4:09.29	4:09.29
184	MACPHERSON Sarah	CAN	8 MAY 1991	4:09.90	4:09.90	4:09.90
269	EVANGELIDOU Natalia	CYP	10 MAR 1991	4:11.34	4:11.28	4:11.34
283	MAEKI Kristina	CZE	22 SEP 1991	4:09.59	4:08.68	4:09.59
312	LARSEN Maria	DEN	11 APR 1996	4:26.97	4:17.45	4:26.97
315	OLSEN Dagmar Faester	DEN	16 JUL 1994	4:33.40	4:33.40	4:33.40
345	NEVOLIHIN Kelly	EST	15 NOV 1992	4:35.51	4:29.75	4:35.51
408	COURTNEY Melissa Jayne	GBR	30 AUG 1993	4:06.00	4:06.00	4:06.00
439	KLEIN Hanna Elisabeth	GER	6 APR 1993	4:06.91	4:06.91	4:06.91
445	SUJEW Diana	GER	2 NOV 1990	4:08.28	4:08.28	4:08.28
729	MATHIAS Charline Kyra C	LUX	23 MAY 1992	4:12.57	4:12.57	4:12.57
728	HOFFMANN Vera Marie	LUX	2 NOV 1996	4:17.06	4:17.06	4:17.06
822	MATHISEN Julie Froeslev	NOR	21 MAY 1993	4:28.19	4:28.19	4:28.19
902	GALANT Martyna Anna	POL	26 JAN 1995	4:08.81	4:08.81	4:08.81
939	BOBOCEA Claudia Mihaela	ROU	11 JUN 1992	4:08.16	4:06.33	4:08.16
977	NICE Anuscha	RSA	26 AUG 1991	4:18.00	4:18.00	4:18.00
1016	PLAZAR Patricija	SLO	7 APR 1991	4:30.07	4:30.07	4:30.07
1031	TERZIC Amela	SRB	2 JAN 1993	4:06.29	4:04.77	4:06.29
1066	BARMET Stefanie Christ	SUI	29 FEB 1992	4:14.95	4:14.95	4:14.95
1216	AJOK Docus	UGA	12 JUL 1994	4:23.10	4:23.10	4:23.10
1217	AMURON Agnes Harriet	UGA	28 DEC 1993	4:33.50	4:33.50	4:33.50
1276	DUNLAP Jennifer Lynne	USA	26 APR 1996	4:35.83	4:35.83	4:35.83

Total number of entries: 25



ENTRY LIST BY EVENT As of 22 AUG 2017

各項目參賽名單

Bib	Name	NUSF Code	Date of Birth	Season Best	Personal Best	Qualifying Best
188	O'CONNELL Jessica Marie	CAN	10 FEB 1989	15:16.79	15:06.44	15:16.79
231	XIA Yuyu	CHN	1 MAR 1998	16:23.82	16:20.00	16:23.82
254	PANTOJA HIDALGO Lina Maritza	COL	11 FEB 1996	17.33	17.33	17.33
263	PARLOV Matea	CRO	2 JUN 1992	16:29.01	16:29.01	16:29.01
283	MAEKI Kristina	CZE	22 SEP 1991	16:03.21		16:03.21
410	JUDD Jessica May	GBR	7 JAN 1995	15:34.82	15:34.82	15:34.82
412	SMALL Louise	GBR	27 MAR 1992	15:42.26	15:41.94	15:42.26
439	KLEIN Hanna Elisabeth	GER	6 APR 1993	15:17.14	15:17.14	15:17.14
504	JADHAV Sanjivani Babur	IND	12 JUL 1996	15:59.06	15:59.06	15:59.06
518	MITCHELL Emma	IRL	2 SEP 1993	15:50.55	15:50.55	15:50.55
516	HEASLIP Shona Anne	IRL	18 SEP 1994	16:11.74	16:11.74	16:11.74
603	SEKIYA Natsuki	JPN	16 MAY 1997	15:40.42	15:33.95	15:40.42
595	HOSODA Ai	JPN	27 NOV 1995	15:57.30	15:52.52	15:57.30
768	FLORES MUNOZ Brenda Eunice	MEX	4 SEP 1991	15:41.28	15:41.28	15:41.28
833	MILLER Hannah Jane	NZL	21 NOV 1997	16:12.55	16:12.55	16:12.55
906	KACZYNSKA Paulina Anna	POL	24 JUL 1991	15:33.25	15:33.25	15:33.25
942	PISCU Andreea Alina	ROU	9 JUN 1996	16:42.39	16:24.74	16:42.39
976	MOLOTSANE Kesaoleboga Cha	RSA	8 JAN 1992	16:08.21	16:08.21	16:08.21
989	UWIMANA Fabiola	RWA	1 JAN 1994		18:00.00	
1031	TERZIC Amela	SRB	2 JAN 1993	25:00.00	25:00.00	25:00.00
1204	TUNA Emine Hatun	TUR	7 DEC 1995	16:03.96	16:03.96	16:03.96
1219	CHEBET Annet	UGA	14 FEB 1991	18:26.10	18:26.10	18:26.10

Total number of entries: 22



ENTRY LIST BY EVENT As of 22 AUG 2017

各項目參賽名單

Bib	Name	NUSF Code	Date of Birth	Season Best	Personal Best	Qualifying Best
56	BATT-DOYLE Isobel Mary	AUS	14 SEP 1995	33:35.19	33:35.19	33:35.19
109	CORNEJO ALIAGA Claudia Alejand	BOL	23 JUL 1989	35:15.35	35:15.35	35:15.35
195	SUMNER Claire Ann	CAN	10 MAR 1995	33:47.76	33:47.76	33:47.76
254	PANTOJA HIDALGO Lina Maritza	COL	11 FEB 1996	37:18.00	37:18.00	37:18.00
412	SMALL Louise	GBR	27 MAR 1992	32:56.11	32:56.11	32:56.11
411	NESBITT Jennifer Louise	GBR	24 JAN 1995	32:59.52	32:59.52	32:59.52
504	JADHAV Sanjivani Babur	IND	12 JUL 1996	33:50.00	33:50.00	33:50.00
518	MITCHELL Emma	IRL	2 SEP 1993	32:51.78	32:51.78	32:51.78
600	MUNEHISA Yuki	JPN	15 DEC 1997	32:36.97	31:58.46	32:36.97
595	HOSODA Ai	JPN	27 NOV 1995	32:39.16	32:26.99	32:39.16
603	SEKIYA Natsuki	JPN	16 MAY 1997	32:52.41	32:52.41	32:52.41
643	MASLOVA Daria	KGZ	6 MAY 1995	32:21.21	32:21.21	32:21.21
768	FLORES MUNOZ Brenda Eunice	MEX	4 SEP 1991	33:20.57	33:20.57	33:20.57
793	VAN LIESHOUT Irene Wilhelmin	NED	1 SEP 1993	33:29.00	33:29.00	33:29.00
942	PISCU Andreea Alina	ROU	9 JUN 1996	36:41.89	34:28.62	36:41.89
1194	AYDEMIR Esmā	TUR	1 JAN 1992	32:41.03	32:41.03	32:41.03
1202	KOKU Busra Nur	TUR	26 MAR 1996	33:24.74	33:24.74	33:24.74
1197	EYTEMIS Sevilay	TUR	3 APR 1993	33:45.00	33:45.00	33:45.00
1219	CHEBET Annet	UGA	14 FEB 1991	36:16.40	36:16.40	36:16.40

Total number of entries: 19



ENTRY LIST BY EVENT As of 22 AUG 2017

各項目參賽名單

Bib	Name	NUSF Code	Date of Birth	Season Best	Personal Best	Qualifying Best
109	CORNEJO ALIAGA Claudia Alejand	BOL	23 JUL 1989	1:17:53	1:16:55	1:17:53
136	DOS SANTOS SILVA Valdilene	BRA	18 DEC 1991	1:15:53	1:14:38	1:15:53
224	HUA Shaoqing	CHN	12 FEB 1994	1:14:30	1:14:30	1:14:30
225	LIU Qinghong	CHN	1 APR 1996	1:14:45	1:14:45	1:14:45
231	XIA Yuyu	CHN	1 MAR 1998	1:16:00	1:14:23	1:16:00
232	YIN Anna	CHN	23 MAR 1992	1:16:00	1:16:00	1:16:00
236	ZHU Lin	CHN	30 JUL 1996	1:16:31	1:16:31	1:16:31
431	AMRHEIN Fabienne	GER	25 NOV 1992	1:13:11	1:13:11	1:13:11
592	FUKUI Saki	JPN	25 MAR 1996	1:11:12	1:11:12	1:11:12
593	FURUYA Kanade	JPN	10 APR 1996	1:11:17	1:11:17	1:11:17
605	YAMAGUCHI Kasumi	JPN	21 NOV 1997	1:11:33	1:11:33	1:11:33
597	IZUMIDA Maki	JPN	22 JAN 1996	1:11:36	1:11:26	1:11:36
600	MUNEHISA Yuki	JPN	15 DEC 1997	1:12:25	1:12:25	1:12:25
662	JEONG Daeun	KOR	9 MAY 1997	1:14:46	1:14:46	1:14:46
983	SAAYMAN Letitia	RSA	28 OCT 1992	1:19:20	1:19:20	1:19:20
971	BALOYI Thembi Lucia	RSA	7 JAN 1989	1:21:10	1:19:33	1:21:10
984	SCOTT Tanya	RSA	27 FEB 1990	1:23:05	1:23:05	1:23:05
1014	LJUBI Klara	SLO	24 DEC 1993	1:25:49	1:23:36	1:25:49
1068	DIETSCHI Evelyne	SUI	4 MAR 1996	1:16:54	1:16:54	1:16:54
1173	TSAO Chun-Yu	TPE	5 NOV 1991	1:16:45	1:16:45	1:16:45
1174	YOU Ya-Jyun	TPE	9 DEC 1990	1:18:14	1:18:14	1:18:14
1155	CHANG Chih-Hsuan	TPE	7 OCT 1994	1:19:06	1:19:06	1:19:06
1157	CHEN Yu-Hsuan	TPE	16 JAN 1993	1:19:28	1:19:28	1:19:28
1194	AYDEMIR Esmā	TUR	1 JAN 1992	1:11:55	1:11:49	1:11:55
1202	KOKU Busra Nur	TUR	26 MAR 1996	1:13:03	1:13:03	1:13:03
1197	EYTEMIS Sevilay	TUR	3 APR 1993	1:15:09	1:15:09	1:15:09
1193	AKPINAR Sebahat	TUR	20 JUL 1993	1:16:06	1:16:06	1:16:06
1196	DEMIR Fatma	TUR	5 MAY 1996	1:17:20	1:17:20	1:17:20

Total number of entries: 28



ENTRY LIST BY EVENT As of 22 AUG 2017

各項目參賽名單

Bib	Name	NUSF Code	Date of Birth	Season Best	Personal Best	Qualifying Best
27	CASSETTA Belen Adaluz	ARG	26 SEP 1994	9:45.69	9:42.93	9:45.69
74	RADFORD Stella Louise	AUS	25 JUN 1995	9:56.47	9:56.47	9:56.47
59	CAMPBELL Paige Elizabeth	AUS	27 JUN 1996	10:03.00	10:03.00	10:03.00
135	DA SILVA Tatiane Raquel	BRA	10 JUN 1990	9:53.67	9:46.86	9:53.67
182	LALONDE Genevieve Lynn	CAN	5 SEP 1991	9:29.00	9:29.00	9:29.00
287	SEKANOVA Lucie	CZE	5 AUG 1989	9:43.88	9:41.84	9:43.88
282	KRCHOVA Eva	CZE	10 SEP 1989	9:54.78	9:48.75	9:54.78
480	GYUERKES Viktoria	HUN	15 OCT 1992	9:40.66	9:40.66	9:40.66
514	FINN Michelle	IRL	16 DEC 1989	9:55.10	9:55.10	9:55.10
542	BERTONI Francesca	ITA	29 DEC 1993	9:43.80	9:43.80	9:43.80
790	BAKKER Veerle Adriana	NED	29 SEP 1997	10:01.46	10:01.46	10:01.46
911	KOWAL Matylda Roza	POL	11 JAN 1989	9:44.10	9:44.10	9:44.10
971	BALOYI Thembi Lucia	RSA	7 JAN 1989	10:51.12	10:22.94	10:51.12
1199	GUVENC Tugba	TUR	9 JUL 1994	9:26.09	9:26.09	9:26.09
1200	KAYA Ozlem	TUR	20 APR 1990	9:41.27	9:30.23	9:41.27
1219	CHEBET Annet	UGA	14 FEB 1991	11:53.80	11:15.00	11:53.80
1252	RAITA Oksana	UKR	5 MAR 1993	10:18.40	10:18.40	10:18.40
1283	SIERRA Selenia Ann	USA	15 SEP 1993	10:26.41	10:31.07	10:26.41

Total number of entries: 18



ENTRY LIST BY EVENT As of 22 AUG 2017

各項目參賽名單

Bib	Name	NUSF Code	Date of Birth	Season Best	Personal Best	Qualifying Best
65	JENNEKE Michelle Amy	AUS	23 JUN 1993	12.99	12.82	12.99
60	CLAY Elizabeth Anne	AUS	9 MAY 1995	13.36	13.36	13.36
80	BENDRAT Stephanie	AUT	5 MAR 1991	13.11	13.11	13.11
105	HERMAN Elvira	BLR	9 JAN 1997	12.95	12.85	12.95
179	EDWARDS Karelle	CAN	30 MAR 1990	13.21	13.21	13.21
196	THEVENIN Tijuana Kxante	CAN	7 SEP 1996	13.27	13.27	13.27
230	WANG Yuke	CHN	25 MAY 1994	13.89	13.77	13.89
238	ZIKETH Karel Elodie	CIV	23 SEP 1991	13.68	13.68	13.68
262	LONCAREK Ivana	CRO	8 APR 1991	13.15	13.15	13.15
307	GRAVERSGAARD Mette	DEN	5 OCT 1995	13.61	13.61	13.61
326	VALERIO LUIS Oneida	DOM	23 JUN 1989			
328	SANTAMARIA MARTINEZ Iris Alexandra	ESA	7 AUG 1992	14.57	11.65	14.57
348	SUUMANN Diana	EST	5 JUL 1992	13.63	13.63	13.63
367	HARALA Lotta Pauliina	FIN	26 MAR 1992	13.25	13.25	13.25
369	HURSKIE Reetta Sofi Kaa	FIN	15 MAY 1995	13.30	13.16	13.30
391	VALETTE Laura Lise	FRA	16 FEB 1997	13.04	13.04	13.04
407	BARRETT Alicia Helen	GBR	25 MAR 1998	13.07	13.07	13.07
470	LUI Lai Yiu	HKG	30 NOV 1994	13.56	13.56	13.56
482	KEREKES Greta	HUN	9 OCT 1992	13.10	13.10	13.10
485	KOZAK Luca	HUN	1 JUN 1996	13.10	13.10	13.10
517	LAVIN Sarah Kate	IRL	28 MAY 1994	13.47	13.47	13.47
522	NAJIM DIsouz Obed Najj	IRQ	10 AUG 1990	14.86	14.86	14.86
543	BOGLIOLO Luminosa	ITA	3 JUL 1995	13.44	13.44	13.44
564	THOMPSON Yanique	JAM	12 MAR 1996	12.65	12.65	12.65
627	SHYNAZBEKOVA Aigerim	KAZ	1 JUL 1992	13.42	12.97	13.42
628	ZKRIYENOVA Oryngul	KAZ	17 DEC 1998	14.41	14.41	14.41
701	EL SANEH Christel	LBN	11 JUN 1994	14.00	14.00	14.00
794	VISSER Nadine Johanna	NED	9 FEB 1995	12.87	12.81	12.87
868	JANARIO Karen	PHI	7 APR 1999	14.69	14.52	14.69
909	KOLECZEK Karolina	POL	15 JAN 1993	13.07	12.91	13.07
941	NESTERIUC Anamaria	ROU	29 NOV 1993	13.19	13.19	13.19
972	BRITS Maryke	RSA	25 FEB 1994	13.48	13.48	13.48
1021	TOMICIC PREZELJ Joni	SLO	25 AUG 1993	13.49	13.56	13.49
1028	PETKOVIC Ivana	SRB	12 JAN 1992	13.61	13.61	13.61
1073	VON JACKOWSKI Selina Louise	SUI	10 DEC 1997	13.52	13.52	13.52
1090	LAJCAKOVA Stanislava	SVK	20 APR 1996	13.35	13.35	13.35
1161	HSIEH Hsi-En	TPE	29 SEP 1994	13.50	13.50	13.50
1168	LIN Shih-Ting	TPE	13 MAY 1999	13.63	13.63	13.63

Total number of entries: 38



ENTRY LIST BY EVENT As of 22 AUG 2017

各項目參賽名單

Bib	Name	NUSF Code	Date of Birth	Season Best	Personal Best	Qualifying Best
18	HADDAR Dihia	ALG	29 APR 1995	55.23	55.23	55.23
92	DAUWENS Axelle	BEL	1 DEC 1990	56.75	55.56	56.75
95	VAN PUYVELDE Margo	BEL	21 DEC 1995	57.05	57.05	57.05
176	BALKWILL Kelsey Ellen	CAN	19 SEP 1992	57.65	56.80	57.65
258	ROJAS GUTIERREZ Daniela	CRC	26 NOV 1997	59.19	59.40	59.19
314	NISSEN Annemarie	DEN	8 JUL 1994	1:02.93	1:02.93	1:02.93
365	BERGHEM Jonna Susanne	FIN	25 FEB 1993	58.05	58.05	58.05
415	TURNER Jessica Ann	GBR	8 AUG 1995	56.68	56.68	56.68
461	TOKA Elpida	GRE	25 JUN 1993	58.99	58.99	58.99
508	RAMAMURTHI VENUGOPA Vishwa Priya	IND	28 OCT 1995	1:00.72	1:00.09	1:00.72
547	FOLORUNSO Ayomide Temilad	ITA	17 OCT 1996	55.50	55.50	55.50
565	WHYTE Ronda	JAM	6 NOV 1990	54.29	54.29	54.29
639	NGURE Gladys Muthoni	KEN	19 JUN 1995	59.00	57.90	59.00
687	DAKTERE Diana	LAT	17 JUL 1994	1:01.35	1:01.35	1:01.35
778	ISLJAMI Drita	MKD	1 AUG 1996	1:01.02	59.60	1:01.02
810	NATHANIEL Glory Onome	NGR	23 JAN 1996	55.90	55.90	55.90
823	NORUM Emily Rose	NOR	1 MAR 1996	58.70	58.70	58.70
819	AAKRE Marlen Elisabet	NOR	17 SEP 1993	59.32	59.32	59.32
912	LINKIEWICZ Joanna Malgorza	POL	2 MAY 1990	55.42	55.25	55.42
903	GAWORSKA Aleksandra	POL	7 NOV 1995	56.87	56.87	56.87
929	CRESPO OLIVEIRA Andreia	POR	16 OCT 1993	57.94	57.94	57.94
938	BELGYAN Sanda	ROU	17 DEC 1992	59.51	57.96	59.51
1046	GODAGEDARA VIDANALAGE Harshani W.	SRI	21 AUG 1995	1:10.62	1:10.62	1:10.62
1091	LEDECKA Daniela	SVK	4 NOV 1996	59.06	59.06	59.06
1170	LIN Yu-Chieh	TPE	8 SEP 1998	1:00.00	1:00.00	1:00.00
1198	GOREN Elif	TUR	14 FEB 1990	57.58	56.56	57.58
1245	KOLESNYCHENKO Olena	UKR	3 JUN 1993	53.39	53.39	53.39
1274	BOOKMAN Deonca Dicole	USA	29 OCT 1995	57.84	57.84	57.84

Total number of entries: 28



ENTRY LIST BY EVENT As of 22 AUG 2017

各項目參賽名單

Bib	Name	NUSF Code	Date of Birth	Season Best	Personal Best	Qualifying Best
66	JOYE Hannah Catherin	AUS	4 JAN 1996	1.88	1.92	1.88
69	MCDERMOTT Nicola Lauren	AUS	28 DEC 1996	1.85	1.88	1.85
308	JENSEN Caroline Mathil	DEN	1 APR 1994	1.78	1.78	1.78
347	PALUMAA Teele	EST	31 MAR 1990	1.78	1.79	1.78
351	TREIEL Teele	EST	7 OCT 1992	1.70	1.71	1.70
436	GRAUMANN Jossie Marie Jo	GER	18 MAR 1994	1.92	1.92	1.92
471	YEUNG Man Wai	HKG	18 SEP 1994	1.88	1.88	1.88
723	PALSYTE Airine	LTU	13 JUL 1992	1.98	1.98	1.98
766	ESQUIVEL GUZMAN Ximena Lizbeth	MEX	22 AUG 1997	1.75	1.85	1.75
770	MALDONADO CARRIZOSA Gloria A.	MEX	18 APR 1992	1.75	1.75	1.75
780	VUKOVIC Marija	MNE	21 JAN 1992	1.91	1.95	1.91
851	KHALID Rehma	PAK	5 NOV 1996	1.40	1.40	1.40
973	DU PLESSIS Julia	RSA	27 MAY 1996	1.85	1.88	1.85
1018	PODLESNIK Veronika	SLO	22 JAN 1994	1.77	1.77	1.77
1088	DUNAJSKA Tatiana	SVK	25 JUL 1992	1.86	1.86	1.86
1096	SEYAMA Nonhlanhla Erikah	SWZ	19 JAN 1994	1.80	1.80	1.80
1251	OKUNIEVA Oksana	UKR	14 MAR 1990	1.98	1.98	1.98
1237	GERASHCHENKO Iryna	UKR	10 MAR 1995	1.94	1.94	1.94

Total number of entries: 18



ENTRY LIST BY EVENT As of 22 AUG 2017

各項目參賽名單

Bib	Name	NUSF Code	Date of Birth	Season Best	Personal Best	Qualifying Best
29	CHIARAVIGLIO Valeria	ARG	9 APR 1989	4.15	4.20	4.15
93	DE RYCK Aurelie	BEL	17 DEC 1992	4.28	4.28	4.28
94	DE VOCHT Elien	BEL	18 JUL 1995	4.21	4.21	4.21
108	ZHUK Iryna	BLR	26 JAN 1993	4.60	4.60	4.60
192	RIDOUT Paige Ashley	CAN	18 SEP 1992	4.25	4.25	4.25
177	BONE Robin Arlene	CAN	13 FEB 1994	4.15	4.22	4.15
309	JENSEN Line Renee	DEN	18 JUL 1992	4.00	4.09	4.00
316	RANNERS Caroline Justes	DEN	6 OCT 1995	3.80	3.80	3.80
341	KALDMAA Klarika	EST	29 MAR 1995	3.70	3.70	3.70
349	TIKK Tiina	EST	29 NOV 1990	3.55	4.01	3.55
444	ROLOFF Annika	GER	10 MAR 1991	4.45	4.45	4.45
440	KNAESCHE Anjuli	GER	18 OCT 1993	4.40	4.40	4.40
548	MALAVISI Sonia	ITA	31 OCT 1994	4.51	4.51	4.51
915	SMIETANKA Justyna	POL	24 SEP 1994	4.40	4.40	4.40
914	PRZYBYLA Kamila	POL	3 MAY 1996	4.30	4.30	4.30
930	ONOFRE Marta	POR	28 JAN 1991	4.40	4.51	4.40
1012	KROSELJ Leda	SLO	30 NOV 1997	3.70	4.10	3.70
1169	LIN Tsai-Ying	TPE	17 APR 1997	3.70	3.75	3.70
1246	KYLYPKO Maryna	UKR	10 NOV 1995	4.65	4.65	4.65

Total number of entries: 19



ENTRY LIST BY EVENT As of 22 AUG 2017

各項目參賽名單

Bib	Name	NUSF Code	Date of Birth	Season Best	Personal Best	Qualifying Best
17	BELABIOD Tahani Roumaiss	ALG	28 FEB 1991	6.47	6.47	6.47
114	CHILUME Titose	BOT	16 NOV 1993	5.81	5.83	5.81
143	MITKOVA Milena Krasimir	BUL	26 JAN 1990	6.41	6.45	6.41
183	LATRACE Sandra Diane	CAN	10 MAR 1997	6.19	6.19	6.19
223	FU Luna	CHN	3 MAY 1995	5.87	6.09	5.87
270	PANAYI Nektaria	CYP	20 MAR 1990	6.66	6.66	6.66
340	ALVER Taehti	EST	4 DEC 1994	6.09	6.26	6.09
346	OKONNEL-BRONIN Daria	EST	22 MAR 1997	5.85	5.85	5.85
366	BOGDANOFF Aleksiiina Laura	FIN	8 OCT 1990	6.35	6.35	6.35
389	SOW Rougui	FRA	7 JUN 1995	6.72	6.72	6.72
432	BUEHLER Anna	GER	3 JUN 1997	6.55	6.55	6.55
638	AMUTAVI Laventa Luvandw	KEN	23 FEB 1996	5.97	5.97	5.97
664	LEE Huijin	KOR	25 NOV 1998	6.10	6.10	6.10
689	GRIVA Mara	LAT	4 AUG 1989	6.52	6.59	6.52
694	TARASOVA Alevtina	LAT	31 JAN 1997	5.80	6.08	5.80
701	EL SANEH Christel	LBN	11 JUN 1994	5.82	5.82	5.82
769	HERNANDEZ AVINA Susana Estefani	MEX	18 JAN 1999	6.34	6.36	6.34
770	MALDONADO CARRIZOSA Gloria A.	MEX	18 APR 1992	6.23	6.23	6.23
867	DOLLOSO Felyn	PHI	9 MAR 1993	5.96	6.02	5.96
944	ROTARU Alina	ROU	5 JUN 1993	6.78	6.78	6.78
982	PRINSLOO Lynique	RSA	30 MAR 1991	6.59	6.59	6.59
981	PRETORIUS Samantha	RSA	3 FEB 1992	6.32	6.32	6.32
1050	JAYASINGHA ARACHCHILAGE Deepika J.	SRI	18 JAN 1995	5.11	5.32	5.11
1171	LIU Ya-Jyun	TPE	20 SEP 1993	6.32	6.32	6.32
1221	UNYUTHFUA Mary Zawadi	UGA	3 FEB 1993	6.05	6.11	6.05
1281	SAMUELS Samiyah Brielle	USA	2 OCT 1997	6.58	6.43	6.58
1279	HENDERSON Justice Kerissa	USA	1 SEP 1998	6.03	6.12	6.03

Total number of entries: 27



ENTRY LIST BY EVENT As of 22 AUG 2017

各項目參賽名單

Bib	Name	NUSF Code	Date of Birth	Season Best	Personal Best	Qualifying Best
114	CHILUME Titose	BOT	16 NOV 1993	12.70	12.40	12.70
186	MERCURIO Angela Marie	CAN	7 APR 1996	13.38	13.38	13.38
223	FU Luna	CHN	3 MAY 1995	13.50	13.50	13.50
255	RENTERIA CUESTA Nhayilla	COL	12 OCT 1997	13.24	13.24	13.24
340	ALVER Taehti	EST	4 DEC 1994	13.50	13.50	13.50
346	OKONNEL-BRONIN Daria	EST	22 MAR 1997	12.75	12.75	12.75
433	ECKHARDT Neele	GER	2 JUL 1992	14.35	14.35	14.35
462	FUENTES CAJAS Thelma Noemi	GUA	20 AUG 1992	12.55	12.83	12.55
506	M. A. VIJAYAKUMAR Siva Anbarasi	IND	11 OCT 1994	13.04	13.04	13.04
545	CESTONARO Ottavia	ITA	12 JAN 1995	13.76	13.76	13.76
624	OVCHINNIKOVA Mariya	KAZ	19 OCT 1998	13.94	13.94	13.94
689	GRIVA Mara	LAT	4 AUG 1989	13.52	13.81	13.52
692	MATULE Santa	LAT	13 DEC 1992	13.32	13.72	13.32
724	ZAGAINOVA Diana	LTU	20 JUN 1997	13.64	13.64	13.64
867	DOLLOSO Felyn	PHI	9 MAR 1993	12.69	12.69	12.69
978	NTSHINGILA Sibongile Patie	RSA	26 AUG 1989	13.56	13.56	13.56
975	KINGWILL Kelly Lynn	RSA	22 JAN 1991	13.55	13.55	13.55
991	KANDJI Sangone	SEN	9 JUN 1992	13.05	13.05	13.05
1009	BABSEK Sasa	SLO	27 MAR 1992	13.35	13.50	13.35
1051	KETALAKUMBURE GEDARA Dushanthi N.	SRI	29 JAN 1996	11.29	11.29	11.29
1164	HUNG Pei-Ning	TPE	10 FEB 1994	12.25	13.48	12.25
1195	BITGIN Cemre	TUR	21 JAN 1996	13.32	13.32	13.32
1275	BURKS Tonyecia Kapri	USA	29 APR 1996	13.51	13.51	13.51

Total number of entries: 23



ENTRY LIST BY EVENT As of 22 AUG 2017

各項目參賽名單

Bib	Name	NUSF Code	Date of Birth	Season Best	Personal Best	Qualifying Best
106	KOLB Viktoriya	BLR	26 OCT 1993	17.71	17.71	17.71
178	CREW Brittany Ann Ni	CAN	6 MAR 1994	18.58	18.58	18.58
187	MITTON Sarah Dawn	CAN	20 JUN 1996	16.16	16.16	16.16
206	DUCO SOLER Natalia	CHI	31 JAN 1989	17.00	18.80	17.00
207	GALLARDO CRUCHET Ivana Xennia	CHI	20 JUL 1993	15.81	16.62	15.81
313	MIKKELSEN Anna Sofia	DEN	17 DEC 1991	13.49	13.96	13.49
413	STRICKLER Amelia Jane	GBR	24 JAN 1994	17.12	17.12	17.12
434	GAMBETTA Sara Mabel	GER	18 FEB 1993	18.46	18.46	18.46
446	URBANIAK Lena	GER	31 OCT 1992	17.68	18.10	17.68
502	CHAUDHARY Kachnar	IND	17 MAY 1999	14.50	14.82	14.50
563	THOMAS-DODD Danniel	JAM	11 NOV 1992	19.15	19.15	19.15
561	KNIBB Kellion Kay Dia	JAM	25 DEC 1993	14.24	14.24	14.24
693	SIRMA Katrina	LAT	31 MAR 1994	12.10	12.10	12.10
721	KUPSTYTE Giedre	LTU	9 MAR 1992	16.93	16.93	16.93
725	ZARANKAITE Ieva	LTU	23 NOV 1994	15.24	15.24	15.24
744	SURDU Dimitriana	MDA	12 APR 1994	18.83	18.83	18.83
772	OROZCO CASTRO Maria Fernanda	MEX	25 JAN 1998	16.30	17.13	16.30
792	MULLER Lieke Rimkje	NED	3 NOV 1994	15.64	15.64	15.64
856	GOMEZ BEJARANO Stephanya Isabe	PER	30 APR 1999	10.01	10.01	10.01
904	GUBA Paulina Renata	POL	14 MAY 1991	18.24	18.24	18.24
907	KARDASZ Klaudia	POL	2 MAY 1996	17.88	17.88	17.88
985	SENEKAL Ischke	RSA	8 JAN 1993	16.97	16.97	16.97
1020	RESNIK Norma	SLO	14 JUL 1996	9.07	9.63	9.07
1094	AAKERSTROEM Frida Sofia	SWE	29 NOV 1990	15.51	16.62	15.51
1158	CHIANG Ru-Ching	TPE	13 DEC 1995	15.45	15.45	15.45
1179	WARREN Portious Kerish	TTO	2 MAR 1996	16.90	16.90	16.90
1273	BOHAN Christine Jean	USA	14 JUL 1995	16.59	16.87	16.59

Total number of entries: 27



ENTRY LIST BY EVENT As of 22 AUG 2017

各項目參賽名單

Bib	Name	NUSF Code	Date of Birth	Season Best	Personal Best	Qualifying Best
26	ARMADA Ailen	ARG	3 OCT 1998	55.51	55.51	55.51
62	GOLLSHEWSKY Taryn Linley	AUS	18 MAY 1993	59.94	60.27	59.94
144	PETKOVA Renata Tsankova	BUL	21 NOV 1995	51.09	51.09	51.09
180	ESSER Agnes Rachel	CAN	22 AUG 1995	57.02	57.91	57.02
207	GALLARDO CRUCHET Ivana Xennia	CHI	20 JUL 1993	52.40	54.46	52.40
229	WANG Lan	CHN	8 JUL 1993	51.10	55.72	51.10
305	BEBE Kathrine	DEN	27 JAN 1991	55.17	55.17	55.17
350	TOLLASSON Kaetlin	EST	4 JUN 1993	55.68	55.68	55.68
375	SIPPONEN Salla Maarja	FIN	13 MAR 1995	57.39	57.39	57.39
443	PUDENZ Kristin	GER	9 FEB 1993	62.89	62.89	62.89
505	Kamalpreet Kaur	IND	4 MAR 1996	56.75	56.75	56.75
550	STRUMILLO Stefania	ITA	14 JAN 1989	59.80	59.80	59.80
725	ZARANKAITE Ieva	LTU	23 NOV 1994	54.44	54.44	54.44
856	GOMEZ BEJARANO Stephanya Isabe	PER	30 APR 1999	35.72	35.72	35.72
919	ZABAWSKA Daria Katarzyna	POL	16 APR 1995	59.03	59.03	59.03
896	AUGUSTYNIAK Lidia Edyta	POL	14 MAY 1994	58.62	58.62	58.62
985	SENEKAL Ischke	RSA	8 JAN 1993	54.74	56.86	54.74
1167	LI Tsai-Yi	TPE	3 DEC 1989	55.66	60.23	55.66
1272	ALLMAN Valarie Carolyn	USA	23 FEB 1995	64.69	64.69	64.69
1273	BOHAN Christine Jean	USA	14 JUL 1995	50.79	50.79	50.79

Total number of entries: 20



ENTRY LIST BY EVENT As of 22 AUG 2017

各項目參賽名單

Bib	Name	NUSF Code	Date of Birth	Season Best	Personal Best	Qualifying Best
30	GOMEZ Daniela Ayelen	ARG	24 AUG 1993	59.18	59.18	59.18
70	NIELSEN Lara Louise	AUS	19 DEC 1992	66.90	66.90	66.90
85	SKYDAN Hanna	AZE	14 MAY 1992	75.29	75.29	75.29
107	MALYSHCHYK Hanna	BLR	4 FEB 1994	74.94	74.94	74.94
138	MARCELINO Mariana Grasiel	BRA	16 JUL 1992	67.02	67.02	67.02
180	ESSER Agnes Rachel	CAN	22 AUG 1995	61.66	61.66	61.66
252	GAVIRIA MALDONADO Mayra Alexandra	COL	26 MAY 1997	65.63	65.63	65.63
250	BELTRAN MOYA Maria Alejandra	COL	20 FEB 1994	53.67	53.67	53.67
281	KRALOVA Tereza	CZE	22 OCT 1989	68.55	70.21	68.55
390	TAVERNIER Alexandra	FRA	13 DEC 1993	72.16	74.39	72.16
435	GIMMLER Sophie	GER	18 MAR 1996	65.75	65.75	65.75
481	GYURATZ Reka	HUN	31 MAY 1996	71.27	71.27	71.27
546	FANTINI Sara	ITA	16 SEP 1997	68.24	68.24	68.24
623	NUSSUPBEKOVA Diana	KAZ	3 NOV 1995	58.08	64.48	58.08
791	HOLTHUIJSEN Sina Mai	NED	17 JUL 1996	62.38	62.38	62.38
835	RATCLIFFE Julia Susan	NZL	14 JUL 1993	70.35	70.65	70.35
910	KOPRON Malwina	POL	16 NOV 1994	73.98	73.98	73.98
900	FIODOROW Joanna	POL	4 MAR 1989	72.82	74.39	72.82
974	JANSE VAN VUUREN Letitia Johanna	RSA	24 APR 1996	63.82	63.82	63.82
1089	KANUCHOVA Veronika	SVK	19 APR 1993	66.06	69.48	66.06
1201	KAYA SALMAN Kivilcim	TUR	27 MAR 1992	71.37	72.55	71.37
1280	MARTIN Mikaila Alexis	USA	14 APR 1997	59.44	59.44	59.44
1282	SCAIFE Taylor Thristin	USA	25 DEC 1996	18.24	18.24	18.24

Total number of entries: 23



ENTRY LIST BY EVENT As of 22 AUG 2017

各項目參賽名單

Bib	Name	NUSF Code	Date of Birth	Season Best	Personal Best	Qualifying Best
68	LITTLE Mackenzie Patri	AUS	22 DEC 1996	55.60	57.60	55.60
57	BROOKS Kathryn Nicole	AUS	11 NOV 1997	54.54	54.54	54.54
81	HUDSON Victoria	AUT	28 MAY 1996	58.34	58.34	58.34
139	NISIMURA LORENZON D. M.	BRA	26 MAR 1994	59.03	59.03	59.03
140	TORRES GONCALVES DI Rafaela	BRA	27 NOV 1991	57.74	57.74	57.74
191	PRYKE Ashley Elizabet	CAN	7 JUL 1997	56.93	56.93	56.93
193	SPRINGER Jaimee Lynn	CAN	21 FEB 1992	54.40	54.40	54.40
228	SU Lingdan	CHN	12 JAN 1997	59.21	59.21	59.21
286	SEDIVA Irena	CZE	19 JAN 1992	58.76	59.89	58.76
317	VESTERGAARD Marie	DEN	15 DEC 1991	52.35	52.35	52.35
353	TULEV Mari-Liis	EST	6 APR 1995	49.22	53.07	49.22
352	TSERNOVA Laura	EST	10 JAN 1995	46.90	46.90	46.90
370	KANGAS Jenni Piritä Su	FIN	3 JUL 1992	59.86	60.70	59.86
373	NOKELAINEN Heidi Aino Elin	FIN	30 SEP 1990	58.55	62.13	58.55
388	NICOLLIN Margaux	FRA	1 MAY 1995	58.76	59.73	58.76
438	HUSSONG Christin Daniel	GER	17 MAR 1994	61.91	61.91	61.91
479	BOGDAN Annabella	HUN	7 APR 1992	58.79	58.79	58.79
487	SZILAGYI Reka	HUN	19 JAN 1996	57.85	59.39	57.85
602	SAITO Marina	JPN	15 OCT 1995	61.07	61.07	61.07
598	KITAGUCHI Haruka	JPN	16 MAR 1998	59.59	61.38	59.59
622	NAZAROVA Varvara	KAZ	2 JUL 1997	51.33	52.76	51.33
690	KOCINA Anete	LAT	5 FEB 1996	64.47	64.47	64.47
688	GRIVA Gundega	LAT	8 APR 1991	51.75	57.32	51.75
720	JASIUNAITE Liveta	LTU	26 JUL 1994	57.49	61.32	57.49
820	BOLLE Andrea Enerstad	NOR	8 MAR 1992	54.48	54.48	54.48
834	PEETERS Victoria Elise	NZL	17 MAY 1994	56.74	56.74	56.74
852	SIDDIQUE Ghazala	PAK	12 APR 1994	35.66	35.66	35.66
917	WITEK Marcelina Klaud	POL	2 JUN 1995	60.98	61.48	60.98
987	VAN DYK Jo Ane	RSA	3 OCT 1997	55.43	57.43	55.43
1013	LETNAR Bernarda	SLO	26 DEC 1989	57.84	57.84	57.84
1047	HENAPOLA Piyumi Ahinsa J	SRI	10 APR 1994	36.09	39.04	36.09
1166	LI Hui-Jun	TPE	12 MAY 1999	54.37	54.37	54.37
1156	CHANG Chu	TPE	11 SEP 1997		55.35	
1203	TUGSUZ Eda	TUR	27 MAR 1997	67.21	67.21	67.21

Total number of entries: 34



ENTRY LIST BY EVENT As of 22 AUG 2017

各項目參賽名單

Bib	Name	NUSF Code	Date of Birth	Season Best	Personal Best	Qualifying Best
2	EISDEN Shardiela	AHO	7 MAY 1997	4204	4204	4204
28	CHIAPPE Y MADSEN Fiorella	ARG	1 JAN 1996	5815	5815	5815
58	BURNETT Alysha Jane	AUS	4 JAN 1997	5817	5817	5817
83	PREINER Verena	AUT	1 FEB 1995	6232	6232	6232
96	VIDTS Noor	BEL	30 MAY 1996	5851	5851	5851
134	CHEFER SPINOLA Vanessa	BRA	5 MAR 1990	5812	6188	5812
148	KOALA Christiane Yasm	BUR	8 MAR 1994	6210	6230	6210
189	OUDENAARDEN Nicole Corrie	CAN	14 JAN 1994	5927	5927	5927
181	HUGGINS Dallyssa Jeline	CAN	31 OCT 1998	5307	5308	5307
227	PANG Yuting	CHN	28 MAY 1995	5271	5271	5271
308	JENSEN Caroline Mathil	DEN	1 APR 1994	4983	5120	4983
342	KAUNISSAAR Terje	EST	10 AUG 1992	4994	5181	4994
368	HEIKKINEN Jutta Karita	FIN	27 OCT 1994	5747	5747	5747
491	GUSTIAYU Tresna Puspita	INA	1 AUG 1996	4050	4050	4050
594	HEMPHILL Meg	JPN	23 MAY 1996	5907	5907	5907
663	KIM Chaeyoung	KOR	15 MAR 1991	4885	5020	4885
821	BYE Martine	NOR	20 JUN 1993	5254	5254	5254
852	SIDDIQUE Ghazala	PAK	12 APR 1994	3078	3078	3078
1015	MLJAC Brina	SLO	3 JAN 1993	3736	4168	3736
1019	POTOCAR Tjasa	SLO	13 SEP 1997	3272	4040	3272
1092	MOKRASOVA Lucia	SVK	27 MAR 1994	5671	5789	5671
1090	LAJCAKOVA Stanislava	SVK	20 APR 1996	5660	5660	5660
1159	CHU Chia-Ling	TPE	11 JAN 1991	5519	5519	5519
1171	LIU Ya-Jyun	TPE	20 SEP 1993	5461	5461	5461

Total number of entries: 24



ENTRY LIST BY EVENT As of 22 AUG 2017

各項目參賽名單

Bib	Name	NUSF Code	Date of Birth	Season Best	Personal Best	Qualifying Best
73	PICKLES Jessica Ashleig	AUS	9 FEB 1994	1:37	1:37	1:37
233	ZHANG Xin	CHN	17 AUG 1989	1:34	1:34	1:34
235	ZHAO Huimin	CHN	12 OCT 1993	1:34	1:34	1:34
226	MA Yiming	CHN	10 SEP 1997	1:34	1:31	1:34
234	ZHANG Yan	CHN	3 JAN 1997	1:36	1:36	1:36
253	MARINO FONSECA Carolina	COL	18 AUG 1994	1:44	1:44	1:44
372	NEUVONEN Elisa Pauliina	FIN	19 MAR 1991	1:35	1:35	1:35
484	KOVACS Barbara	HUN	26 JUL 1993	1:33:43	1:33:43	1:33:43
486	RECSEI Rita	HUN	30 JAN 1996	1:34:43	1:34:43	1:34:43
507	Priyanka	IND	10 MAR 1996	1:37	1:37	1:37
625	REPINA Polina	KAZ	29 JUN 1990	1:39	1:38	1:39
702	KARAM Sandy	LBN	14 FEB 1996	1:42	1:42	1:42
866	CAPIOSO Ma. Elizabeth	PHI	29 MAY 1995	1:05	1:05	1:05
931	RIBEIRO Mara	POR	11 MAY 1995	1:35	1:35	1:35
979	OOSTHUIZEN Anel	RSA	22 APR 1995	1:34:49	1:34:49	1:34:49
1302	PONIKVAR Katja	SLO	29 OCT 1996			
1154	CHANG Chia-Feng	TPE	15 AUG 1993	1:40	1:40	1:40
1241	KASHYNA Inna	UKR	27 SEP 1991	1:30	1:30	1:30
1239	HAVRYLIUK Tamara	UKR	14 DEC 1995	1:32	1:32	1:32
1255	TSVILII Alina	UKR	18 SEP 1994	1:33	1:33	1:33
1250	MYRONCHUK Valentyna	UKR	10 AUG 1994	1:34	1:34	1:34

Total number of entries: 21



ENTRY LIST BY EVENT As of 22 AUG 2017

各項目參賽名單

Bib	Name	NUSF Code	Date of Birth	Season Best	National Record	Qualifying Best
AUSTRALIA		AUS		45.59		45.59
64	HEDDING Elizabeth Megan		4 MAR 1996			
65	JENNEKE Michelle Amy		23 JUN 1993			
71	O'GRADY Gabriella Julie		18 FEB 1997			
72	PASTERNAISKY Larissa		11 DEC 1991			
61	EVERETT Jasmine Cherayn		17 SEP 1991			
60	CLAY Elizabeth Anne		9 MAY 1995			
BOTSWANA		BOT				
114	CHILUME Titose		16 NOV 1993			
115	MOLAPISI Ontiretse		18 JAN 1995			
116	MONWA Amantle Hazel		10 AUG 1996			
117	SEBELE Tsaone Bakani		27 OCT 1993			
CANADA		CAN				
196	THEVENIN Tijuana Kxante		7 SEP 1996			
197	WALKEDEN Leah Janine		10 FEB 1993			
199	WESTNEY Jellisa S		6 OCT 1993			
194	STIVERNE Aiyanna Brigitt		20 FEB 1995			
185	MAXWELL Nyoka Shondy Pe		7 APR 1997			
183	LATRACE Sandra Diane		10 MAR 1997			
DENMARK		DEN		46.88		46.88
311	KRAMER Mathilde Uldall		15 MAR 1993			
306	GLENNER-FRANDSEN Astrid		11 APR 1993			
307	GRAVERSGAARD Mette		5 OCT 1995			
314	NISSEN Annemarie		8 JUL 1994			
309	JENSEN Line Renee		18 JUL 1992			
DOMINICAN REPUBLIC		DOM				
322	DE AZA HENRRY Estrella Nicole		3 DEC 1996			
325	RODRÍGUEZ JIMÉNEZ Kiara Miguelina		23 DEC 1992			
323	MEDINA VENTURA Anabel		15 DEC 1996			
324	PAULINO Marileidy		25 OCT 1996			
326	VALERIO LUIS Oneida		23 JUN 1989			
GHANA		GHA		44.33		44.33
460	NIMAKO Dorcas Pomah		22 AUG 1995			
459	MENSAH Janet		25 JUN 1998			
458	MENSAH Ida		24 SEP 1998			
457	BRAIMAH Hajuaha		4 APR 1997			
ITALY		ITA				
JAPAN		JPN		44.98		44.98
599	MAEYAMA Miyu		21 FEB 1996			
596	IKI Ichiko		7 MAY 1997			
601	NAKAMURA Mizuki		22 MAR 1996			
604	TAKEUCHI Sayaka		18 JUL 1995			
594	HEMPHILL Meg		23 MAY 1996			
KAZAKHSTAN		KAZ		43.03		43.03
620	KASHAFUTDINOVA Rima		24 JUL 1995			
626	SAFRONOVA Olga		5 NOV 1991			
629	ZYABKINA Viktoriya		4 SEP 1992			
627	SHYNAZBEKOVA Aigerim		1 JUL 1992			
619	GOLENOVA Svetlana		25 JUL 1993			



ENTRY LIST BY EVENT As of 22 AUG 2017

各項目參賽名單

Bib	Name	NUSF Code	Date of Birth	Season Best	National Record	Qualifying Best
LATVIA		LAT		49.61		49.61
691	LATISEVA CUDARE Gunta		9 MAR 1995			
685	AUZINA Anna Paula		14 FEB 1996			
687	DAKTERE Diana		17 JUL 1994			
686	CEIKO Inguna		1 OCT 1994			
694	TARASOVA Alevtina		31 JAN 1997			
MEXICO		MEX		45.11		45.11
767	FLORES HERNANDEZ Iza Daniela		6 MAY 1994			
763	AGUILLON RAMOS Dania Amaris		14 FEB 1996			
771	MORAN ERREJON Paola		25 FEB 1997			
765	COOK MARTINEZ Rosa Leticia		3 JAN 1998			
764	BRITO OSORIO Natali		21 OCT 1989			
POLAND		POL				
920	ZAGAJEWSKA Karolina Monika		5 APR 1993			
901	FORKASIEWICZ Agata Beata		13 JAN 1994			
908	KOLDEJ Malgorzata Barb		12 NOV 1990			
898	CIBA Kamila Magdalen		29 MAR 1995			
1307	OCHOCKA Ewa Magda		17 JAN 1996			
SOUTH AFRICA		RSA				
972	BRITS Maryke		25 FEB 1994			
986	THOMAS Tamzin		6 OCT 1997			
980	PALFRAMAN Justine		4 NOV 1993			
975	KINGWILL Kelly Lynn		22 JAN 1991			
982	PRINSLOO Lynique		30 MAR 1991			
978	NTSHINGILA Sibongile Patie		26 AUG 1989			
SERBIA		SRB		10.50		10.50
1028	PETKOVIC Ivana		12 JAN 1992			
1030	SIRMIC Katarina		28 APR 1991			
1029	SIMIC Nikoleta		19 NOV 1996			
1027	BARJAKTAROVIC Zorana		2 MAR 1996			
SWITZERLAND		SUI		42.50		42.50
1069	HALBHEER Cornelia		16 AUG 1992			
1067	DEL PONTE Ajla		15 JUL 1996			
1070	KORA JOSEPH Salome Kpayero		8 JUN 1994			
1074	ZIMMERMANN Vanessa		11 JUN 1990			
1073	VON JACKOWSKI Selina Louise		10 DEC 1997			
1065	AGNOU Caroline Jasmin		26 MAY 1996			
THAILAND		THA		44.77		44.77
1123	WANNAKIT Tassaporn		23 NOV 1989			
1114	CHATTHA On-Uma		27 MAR 1997			
1119	PAKDEE Kanyarat		6 JAN 1993			
1113	CHAROENSUK Parichat		16 APR 1998			
1121	RUNAN Sureewan		3 MAY 1997			
1122	THIPAT Supawan		10 FEB 1994			



ENTRY LIST BY EVENT As of 22 AUG 2017

各項目參賽名單

Bib	Name	NUSF Code	Date of Birth	Season Best	National Record	Qualifying Best
CHINESE TAIPEI		TPE		47.66		47.66
1165	KO Ching-Ting		9 MAY 1992			
1160	FANG An-Chi		7 MAY 1999			
1162	HSU Ya-Ting		5 FEB 1997			
1163	HU Chia-Chen		28 MAR 1997			
1172	SYU Yong-Jie		7 OCT 1992			
UNITED STATES of AMERICA		USA		44.35		44.35
1279	HENDERSON Justice Kerissa		1 SEP 1998			
1285	WILLIAMS Tori Monique		14 DEC 1994			
1281	SAMUELS Samiyah Brielle		2 OCT 1997			
1284	SMITH Sierra Jade		22 OCT 1997			
1277	HARDNETT Kelli Nichole		31 MAY 1994			
1275	BURKS Tonyecia Kapri		29 APR 1996			

Total number of entries: 18



ENTRY LIST BY EVENT As of 22 AUG 2017

各項目參賽名單

Bib	Name	NUSF Code	Date of Birth	Season Best	National Record	Qualifying Best
AUSTRALIA		AUS		3:28.80		3:28.80
55	BARTHOLOMEW Alexandra Joy		8 DEC 1994			
67	KEIR Alicia Jane		19 MAR 1991			
71	O'GRADY Gabriella Julie		18 FEB 1997			
75	STAFFORD Jessie Catherin		24 JUN 1995			
76	STOREY Lora Marian		19 OCT 1989			
72	PASTERNAISKY Larissa		11 DEC 1991			
BRAZIL		BRA		3:45.40		3:45.40
137	FERREIRA DA SILVA July		27 OCT 1994			
135	DA SILVA Tatiane Raquel		10 JUN 1990			
134	CHEFER SPINOLA Vanessa		5 MAR 1990			
136	DOS SANTOS SILVA Valdilene		18 DEC 1991			
CANADA		CAN		3:36.48		3:36.48
197	WALKEDEN Leah Janine		10 FEB 1993			
185	MAXWELL Nyoka Shondy Pe		7 APR 1997			
194	STIVERNE Aiyanna Brigitt		20 FEB 1995			
176	BALKWILL Kelsey Ellen		19 SEP 1992			
198	WESTAWAY Jenna Rae Eilee		19 JUN 1994			
190	POWELL Micha		12 JAN 1995			
JAMAICA		JAM		3:25.05		3:25.05
565	WHYTE Ronda		6 NOV 1990			
560	JAMES Tiffany Donnama		31 JAN 1997			
562	LONEY Dawnalee Ann Ma		15 MAY 1996			
566	WILLIAMS Jodean		11 NOV 1993			
MEXICO		MEX		3:39.01		3:39.01
771	MORAN ERREJON Paola		25 FEB 1997			
764	BRITO OSORIO Natali		21 OCT 1989			
765	COOK MARTINEZ Rosa Leticia		3 JAN 1998			
763	AGUILLON RAMOS Dania Amaris		14 FEB 1996			
767	FLORES HERNANDEZ Iza Daniela		6 MAY 1994			
NIGERIA		NGR				
808	GEORGE Patience Okon		25 NOV 1991			
805	EDOBI Jennifer Adaeze		20 JAN 1996			
810	NATHANIEL Glory Onome		23 JAN 1996			
809	IDUGBOE Tracy		11 AUG 1999			
812	YAKUBU Balikis Temitop		11 JUL 1996			
POLAND		POL				
916	SWIETY Justyna Elzbiet		3 DEC 1992			
899	DABROWSKA Martyna		5 APR 1994			
905	HOLUB Malgorzata Nata		30 OCT 1992			
897	BAUMGART Iga		11 APR 1989			
918	WYCISZKIEWICZ Patrycja Weroni		8 JAN 1994			
903	GAWORSKA Aleksandra		7 NOV 1995			
ROMANIA		ROU		3:27.10		3:27.10
943	RAZOR Bianca Denisa		8 AUG 1994			
941	NESTERIUC Anamaria		29 NOV 1993			
940	GAL Camelia Florina		18 OCT 1992			
938	BELGYAN Sanda		17 DEC 1992			
SOUTH AFRICA		RSA				



ENTRY LIST BY EVENT As of 22 AUG 2017

各項目參賽名單

Bib	Name	NUSF Code	Date of Birth	Season Best	National Record	Qualifying Best
SLOVENIA		SLO				
1011	KODRIC Aneja		13 JAN 1993			
1017	PLAZNIK Anja		10 DEC 1996			
1022	ZUPANIC Tamara		8 SEP 1993			
1010	KAVKA Eva		14 OCT 1993			
SLOVENIA		SLO				
1011	KODRIC Aneja		13 JAN 1993			
1022	ZUPANIC Tamara		8 SEP 1993			
1018	PODLESNIK Veronika		22 JAN 1994			
1021	TOMICIC PREZELJ Joni		25 AUG 1993			
1302	PONIKVAR Katja		29 OCT 1996			
THAILAND		THA		3:38.63		3:38.63
1115	ENG-CHUAN Atchima		10 FEB 1990			
1120	POOLKERD Supanich		28 NOV 1997			
1116	HOEMHUK Pompan		3 JUN 1993			
1118	KHONKHAM Jutamas		6 MAY 1991			
1117	KAEODI Thanphimon		27 DEC 1997			
1112	ATHIWET Apinya		12 JUN 1998			
UKRAINE		UKR				
1236	BRYZGINA Anastasiia		9 JAN 1998			
1235	BIBIK Olha		5 FEB 1990			
1249	MELNYK Tetiana		2 APR 1995			
1243	KLYMIUK Kateryna		2 JUN 1995			
1245	KOLESNYCHENKO Olena		3 JUN 1993			
1244	KOBA Dzhois		26 FEB 1998			
UNITED STATES of AMERICA		USA		3:38.51		3:38.51
1278	HAWKINS Birexus Janae		18 JUL 1998			
1285	WILLIAMS Tori Monique		14 DEC 1994			
1274	BOOKMAN Deonca Dicole		29 OCT 1995			
1277	HARDNETT Kelli Nichole		31 MAY 1994			
1284	SMITH Sierra Jade		22 OCT 1997			

Total number of entries: 14



TAIPEI STADIUM
臺北田徑場

TAIPEI 2017 SAT 周六
29th SUMMER UNIVERSIADE 26 AUG 2017
7:00

ATHLETICS
田徑

WOMEN'S TEAM 20KM WALK
女子團體20公里競走



ENTRY LIST BY EVENT As of 22 AUG 2017

各項目參賽名單

Bib	Name	NUSF Code	Date of Birth	Season Best	Personal Best	Qualifying Best
	PEOPLE'S REPUBLIC of CHINA	CHN				
	UKRAINE	UKR				

Total number of entries: 2





TAIPEI STADIUM
臺北田徑場

ATHLETICS
田徑



TAIPEI 2017 SUN 周日
29th SUMMER UNIVERSIADE 27 AUG 2017
7:00

WOMEN'S TEAM HALF MARATHON
女子團體半程馬拉松

ENTRY LIST BY EVENT As of 22 AUG 2017

各項目參賽名單

Bib	Name	NUSF Code	Date of Birth	Season Best	Personal Best	Qualifying Best
	PEOPLE'S REPUBLIC of CHINA	CHN				
	JAPAN	JPN				
	SOUTH AFRICA	RSA				
	CHINESE TAIPEI	TPE				
	TURKEY	TUR				

Total number of entries: 5





TAIPEI STADIUM
臺北田徑場

TAIPEI 2017
29th SUMMER UNIVERSIADE

ATHLETICS
田徑

MEN'S 100M
男子100公尺



ENTRY LIST BY EVENT-FOR MC As of 25 AUG 2017
各項目參賽名單(頒獎典禮用)

CORRECTED
25 AUG 12:34

Bib	Name	NUSF Code	Date of Birth	Season Best	Personal Best	Qualifying Best
1261	BURRELL Cameron Malik	USA	11 SEP 1994	9.93	9.93	9.93
966	ROTO Thando	RSA	26 SEP 1995	9.95	9.95	9.95
1263	COLLINS Le Shon Jabre	USA	11 DEC 1993	10.00	10.00	10.00
585	TADA Shuhei	JPN	24 JUN 1996	10.08	10.08	10.08
1177	MORAIN Moriba Joseph	TTO	8 OCT 1992	10.09	10.09	10.09
630	ASAMBA Dan Kiviasi	KEN	23 JUN 1993	10.1-		10.1-
558	TRACEY Tyquendo	JAM	10 JUN 1993	10.12	10.12	10.12
1085	VOLKO Jan	SVK	2 NOV 1996	10.15	10.15	10.15
828	MILLAR Joseph Fitzgera	NZL	24 SEP 1992	10.18	10.18	10.18
401	OSEWA Samuel Ikponmwo	GBR	17 APR 1991	10.21	10.21	10.21
1148	YANG Chun-Han	TPE	1 JAN 1997	10.22	10.22	10.22
637	OMURWA Ferdinand Omany	KEN	1 FEB 1996	10.25	10.14	10.25
1058	MANCINI Pascal	SUI	18 APR 1989	10.25	10.25	10.25
608	GRIGORYEV Vladislav	KAZ	10 JAN 1997	10.26	10.26	10.26
921	ANTUNES Diogo	POR	2 NOV 1992	10.27	10.27	10.27
751	GALLEGOS MORENO Heber	MEX	13 APR 1992	10.28	10.21	10.28
532	CATTANEO Federico	ITA	14 JUL 1993	10.28	10.28	10.28
278	STROMSIK Zdenek	CZE	25 NOV 1994	10.29	10.29	10.29
512	LAWLER Marcus	IRL	28 FEB 1995	10.30	10.30	10.30
586	TANAKA Yusuke	JPN	11 JAN 1998	10.30	10.30	10.30
280	ZALESKY Dominik	CZE	23 AUG 1995	10.31	10.31	10.31
46	JUNG Jin Su	AUS	16 NOV 1993	10.32	10.27	10.32
745	ALANIS PRIETO Juan Carlos	MEX	31 AUG 1994	10.35	10.35	10.35
531	CASSANO Luca Antonio	ITA	23 AUG 1995	10.36	10.36	10.36
77	FUCHS Markus	AUT	14 NOV 1995	10.36	10.36	10.36
880	HAMPEL Eryk Pawel	POL	3 DEC 1997	10.36	10.36	10.36
131	OLIVEIRA CONSTANTINO Gabriel	BRA	9 FEB 1995	10.37	10.37	10.37
1055	CLIVAZ Florian Pascal	SUI	30 SEP 1994	10.38	10.38	10.38
526	PERSIADO Imri	ISR	25 SEP 1994	10.38	10.38	10.38
163	MAKINDE Oluwasegun Vict	CAN	6 JUL 1991	10.39	10.24	10.39
37	BROWNING Rohan Jackson	AUS	31 DEC 1997	10.40	10.40	10.40
210	JIANG Hengnan	CHN	6 OCT 1995	10.40	10.40	10.40
453	OPOKU AGYEMANG Shadrack	GHA	24 DEC 1992	10.40	10.40	10.40
112	SEBELE Ditiro Kago	BOT	27 OCT 1993	10.40	10.40	10.40
889	SLOWIKOWSKI Przemyslaw Stef	POL	20 NOV 1993	10.42	10.27	10.42
161	LINDE James Kenneth	CAN	18 AUG 1994	10.42	10.42	10.42
715	SAVICKAS Ugnius	LTU	22 JAN 1992	10.44	10.44	10.44
717	SKRABULIS Kostas	LTU	4 AUG 1992	10.44	10.44	10.44
6	ATHMANI Skander Djamil	ALG	21 JUN 1992	10.45	10.45	10.45
1176	BALLANTYNE Micah Anrian	TTO	14 APR 1995	10.46	10.46	10.46
657	LEE Jiwoo	KOR	24 OCT 1995	10.46	10.46	10.46
359	MYLLYMAEKI Ville Veikko Va	FIN	15 JAN 1990	10.47	10.38	10.47
472	NORALES TOMAS Josef Semir	HON	14 NOV 1991	10.47	10.47	10.47
1190	SAFER Izzet	TUR	10 JUL 1990	10.48	10.37	10.48
741	YASMIN Muhammad Aqil	MAS	28 OCT 1997	10.48	10.63	10.48
1212	OKETAYOT Francis	UGA	31 OCT 1995	10.50	10.60	10.50
1006	KRAMBERGER Jan	SLO	7 FEB 1995	10.52	10.52	10.52
455	YEBOAH Emmanuel	GHA	10 AUG 1997	10.53	10.36	10.53





ENTRY LIST BY EVENT-FOR MC As of 25 AUG 2017

各項目參賽名單(頒獎典禮用)

CORRECTED
25 AUG 12:34

Bib	Name	NUSF Code	Date of Birth	Season Best	Personal Best	Qualifying Best
363	RANTALA Eetu Werner	FIN	5 JUN 1993	10.57	10.30	10.57
799	HARRY Chukwudike Harr	NGR	9 JAN 1994	10.57	10.39	10.57
1025	KIJANOVIC Aleksa	SRB	31 MAR 1997	10.59	10.59	10.59
695	BOULOS Christophe	LBN	20 AUG 1996	10.62	10.62	10.62
999	OTHMAN Mohamed Sahid	SLE	19 NOV 1996	10.62	10.62	10.62
1076	BUJNA Simon	SVK	27 DEC 1995	10.64	10.64	10.64
468	WAN Hin Chung	HKG	12 FEB 1995	10.64	10.64	10.64
1008	VRHUNEC Enej	SLO	1 OCT 1996	10.65	10.65	10.65
1297	MUWISHI Gerren	ZIM	19 MAR 1994	10.66	10.48	10.66
1206	ADOME Pius	UGA	9 JAN 1993	10.66	10.66	10.66
817	MARTINSEN Hallgeir	NOR	10 JAN 1989	10.67	10.67	10.67
1286	VO Ngoc Huy	VIE	10 AUG 1997	10.67	10.67	10.67
23	ROBLEDO Matias Exequiel	ARG	17 MAY 1990	10.68	10.52	10.68
703	KHERENG Khereng Nelson	LES	19 JUN 1997	10.68	10.68	10.68
20	CARACASSIS Jorge Oscar	ARG	27 OCT 1994	10.70	10.64	10.70
618	ZEMS Vyacheslav	KAZ	2 MAY 1998	10.70	10.70	10.70
463	ADONIS Owen Victor Sol	GUY	16 JUL 1992	10.73	10.73	10.73
733	RAMANANJATOVO Jose Mariolla	MAD	21 MAY 1989	10.77	10.74	10.77
113	THWANYANE Rebeilwe Saviou	BOT	27 JUL 1993	10.80	10.80	10.80
1298	SHAVA Ushe	ZIM	18 OCT 1993	10.83	10.75	10.83
841	AL MARJABI Ali Rashid Sali	OMA	1 JUL 1995	10.88	10.83	10.88
466	CHAN Yan Lam	HKG	12 JAN 1994	10.89	10.86	10.89
1291	SILWIMBA Edgar	ZAM	6 SEP 1994	10.89	10.89	10.89
294	GABRIELSEN Benjamin Habib	DEN	13 JUN 1995	10.95	10.84	10.95
804	UGWUOKE Mellitus Okechu	NGR	27 FEB 1996	10.95	10.95	10.95
488	KUSUMAWARNI Prasha Rizki	INA	20 APR 1998	10.97	10.97	10.97
994	TAN Zong Yang	SGP	11 JUN 1994	10.99	10.92	10.99
813	ABDOULAYE YATAGA Ali	NIG	10 DEC 1989	11.00	11.00	11.00
861	KAUFMAN Sean Michael	PHI	23 APR 1998	11.00	11.00	11.00
674	ALSHUQAYFI Abdullah Mohamm	KSA	26 OCT 1990	11.04	10.96	11.04
682	PARANDJUKS Rihards	LAT	12 APR 1994	11.06	10.94	11.06
859	GO Yuhei	PHI	30 JUN 1995	11.06	11.06	11.06
1095	DLAMINI Benele Simphiwe	SWZ	16 JAN 1993	11.10	11.10	11.10
1039	KOTTAHACHCHI Kavindu Araliya	SRI	20 APR 1994	11.11	10.81	11.11
667	ALMOSELEM Saleh Hussain H	KSA	23 NOV 1993	11.19	11.02	11.19
731	TANG Cho Hin	MAC	4 DEC 1996	11.23	10.90	11.23
795	CHHETRI Krishna	NEP	7 SEP 1992	11.25	11.25	11.25
1098	HOZZA Taratibu Machak	TAN	5 OCT 1990	11.55	11.55	11.55
392	MENDIOLA Steve Jr.	FSM	9 SEP 1996	11.95	11.45	11.95
416	NGUEMA AYEKABA Fidel Obama	GEQ	29 OCT 1999	12.32	12.30	12.32

Total number of entries: 88



ENTRY LIST BY EVENT-FOR MC As of 25 AUG 2017
各項目參賽名單(頒獎典禮用)

CORRECTED
25 AUG 12:34

Bib	Name	NUSF Code	Date of Birth	Season Best	Personal Best	Qualifying Best
967	TITI Ncincilli	RSA	15 DEC 1993	20.14	20.14	20.14
127	GOMES DA SILVA JUNI Aldemir	BRA	8 JUN 1992	20.15	20.15	20.15
380	JOHN Jeffrey	FRA	6 JUN 1992	20.31	20.31	20.31
1085	VOLKO Jan	SVK	2 NOV 1996	20.33	20.33	20.33
828	MILLAR Joseph Fitzgera	NZL	24 SEP 1992	20.37	20.37	20.37
956	MAARTENS Joachim Hendrik	RSA	24 MAY 1996	20.40	20.40	20.40
6	ATHMANI Skander Djamil	ALG	21 JUN 1992	20.45	20.45	20.45
1269	MARTIN Jacarias Terrez	USA	14 JAN 1996	20.49	20.49	20.49
608	GRIGORYEV Vladislav	KAZ	10 JAN 1997	20.58	20.58	20.58
591	YAMASHITA Jun	JPN	23 AUG 1997	20.59	20.59	20.59
1148	YANG Chun-Han	TPE	1 JAN 1997	20.66	20.53	20.66
573	KITAGAWA Sho	JPN	17 DEC 1995	20.69	20.69	20.69
161	LINDE James Kenneth	CAN	18 AUG 1994	20.70	20.70	20.70
1064	WICKI Silvan	SUI	13 FEB 1995	20.70	20.70	20.70
364	SAMUELSSON Samuli Kalevi	FIN	23 JUN 1995	20.73	20.73	20.73
237	NALIALI Christopher Kev	CIV	8 MAR 1992	20.76	20.76	20.76
893	ZACZEK Artur	POL	28 FEB 1989	20.76	20.76	20.76
756	MORENO LOPEZ Ivan Eduardo	MEX	1 JAN 1995	20.80	20.80	20.80
1178	TELESFORD Dan Neil Javan	TTO	9 SEP 1990	20.80	20.80	20.80
1206	ADOME Pius	UGA	9 JAN 1993	20.81	20.81	20.81
125	DOS SANTOS Alifler Junior	BRA	18 APR 1997	20.82	20.82	20.82
220	ZHANG Ruixuan	CHN	16 JAN 1996	20.86	20.86	20.86
802	OKOYE Andrew Jon Chi	NGR	29 JUL 1994	20.91	20.91	20.91
783	NARIB Gideon Ernst	NAM	27 MAY 1990	20.94	20.94	20.94
112	SEBELE Ditiro Kago	BOT	27 OCT 1993	20.96	20.96	20.96
1060	MOUTHON Bastien	SUI	25 JUL 1994	20.99	20.99	20.99
170	ROBINSON Lucanus	CAN	12 MAR 1996	21.12	21.12	21.12
762	SEPULVEDA FURBER Arturo Bernardo	MEX	29 OCT 1996	21.13	21.13	21.13
141	TONEV Borislav Plamen	BUL	21 MAR 1993	21.13	21.13	21.13
454	OPOKU Stephen Kwame	GHA	27 AUG 1996	21.14	21.14	21.14
1151	YEH Shou-Po	TPE	3 MAR 1999	21.14	21.14	21.14
1190	SAFER Izzet	TUR	10 JUL 1990	21.16	20.86	21.16
936	NEAGOE Ionut Andrei	ROU	11 JUN 1994	21.20	21.20	21.20
1025	KIJANOVIC Aleksa	SRB	31 MAR 1997	21.21	21.21	21.21
1260	BROWN Curtis De'sean	USA	14 MAR 1995	21.23	21.04	21.23
77	FUCHS Markus	AUT	14 NOV 1995	21.23	21.23	21.23
717	SKRABULIS Kostas	LTU	4 AUG 1992	21.23	21.23	21.23
452	KOFITSE Godfred	GHA	28 NOV 1997	21.27	21.27	21.27
1213	OKOT Benson	UGA	31 DEC 1996	21.34	21.34	21.34
715	SAVICKAS Ugnius	LTU	22 JAN 1992	21.37	21.37	21.37
466	CHAN Yan Lam	HKG	12 JAN 1994	21.40	21.40	21.40
656	KO Seunghwan	KOR	14 NOV 1997	21.46	21.18	21.46
841	AL MARJABI Ali Rashid Sali	OMA	1 JUL 1995	21.50	21.20	21.50
886	MITKA Piotr Kacper	POL	22 AUG 1994	21.56	21.18	21.56
741	YASMIN Muhammad Aqil	MAS	28 OCT 1997	21.66	21.62	21.66
1076	BUJNA Simon	SVK	27 DEC 1995	21.67	21.67	21.67
23	ROBLEDO Matias Exequiel	ARG	17 MAY 1990	21.70	21.70	21.70
111	MOSABATA Samuel Treasure	BOT	25 AUG 1989	21.81	21.81	21.81



ENTRY LIST BY EVENT-FOR MC As of 25 AUG 2017
各項目參賽名單(頒獎典禮用)

CORRECTED
25 AUG 12:34

Bib	Name	NUSF Code	Date of Birth	Season Best	Personal Best	Qualifying Best
20	CARACASSIS Jorge Oscar	ARG	27 OCT 1994	21.84	21.84	21.84
330	GOROSKO Jakob	EST	3 OCT 1992	21.90	21.30	21.90
731	TANG Cho Hin	MAC	4 DEC 1996	21.99	21.99	21.99
817	MARTINSEN Hallgeir	NOR	10 JAN 1989	22.00	22.00	22.00
818	PETTERSEN Even	NOR	12 OCT 1993	22.01	22.01	22.01
304	STROEM Emil Kaare	DEN	26 FEB 1993	22.09	21.87	22.09
695	BOULOS Christophe	LBN	20 AUG 1996	22.10	22.10	22.10
100	IBRAHIMPASIC Faris	BIH	14 SEP 1995	22.19	22.19	22.19
855	IRIARTE ARFINENGO Luis Adrian	PER	18 APR 1997	22.23	22.23	22.23
1045	WIJESUNDARA MUDIYANSELAGE Sachithra	SRI	3 AUG 1993	22.37	22.37	22.37
861	KAUFMAN Sean Michael	PHI	23 APR 1998	22.50	22.50	22.50
1095	DLAMINI Benele Simphiwe	SWZ	16 JAN 1993	22.90	22.90	22.90
859	GO Yuhei	PHI	30 JUN 1995	23.42	23.42	23.42
813	ABDOULAYE YATAGA Ali	NIG	10 DEC 1989			
567	ABUALHUMMOS Abdelrahman	JOR	17 JAN 1994			
1303	CHARLES MEN Andito	DOM	30 AUG 1994			
1304	DÍAZ OROZCO Kendris Eliezer	DOM	3 JAN 1994			
703	KHERENG Khereng Nelson	LES	19 JUN 1997			
1005	KNAP Kristof	SLO	25 JUN 1991			
1300	MAHNASHI Mohammed	KSA				
1291	SILWIMBA Edgar	ZAM	6 SEP 1994			

Total number of entries: 69



TAIPEI STADIUM
臺北田徑場

TAIPEI 2017
29TH SUMMER UNIVERSIADE
★★★★★

ATHLETICS
田徑

MEN'S 400M
男子400公尺



ENTRY LIST BY EVENT-FOR MC As of 25 AUG 2017

各項目參賽名單(頒獎典禮用)

CORRECTED
25 AUG 12:34

Bib	Name	NUSF Code	Date of Birth	Season Best	Personal Best	Qualifying Best
887	OMELKO Rafal Konrad	POL	16 JAN 1989	45.23	45.14	45.23
321	SANTOS AQUINO Luguélin Miguel	DOM	12 NOV 1992	45.32	44.91	45.32
574	KITAGAWA Takamasa	JPN	5 SEP 1996	45.48	45.48	45.48
539	RE Davide	ITA	16 MAR 1993	45.56	45.41	45.56
1181	ALTINTAS Batuhan	TUR	28 APR 1996	45.85	45.85	45.85
533	CORSA Daniele	ITA	1 JAN 1996	46.01	46.01	46.01
492	JACOB Amoj	IND	2 MAY 1998	46.05	46.05	46.05
260	RUZIC Mateo	CRO	16 AUG 1994	46.13	46.13	46.13
151	AYESU ATTAH Benjamin Kweku	CAN	28 APR 1993	46.27	46.20	46.27
157	GEORGE Nathaniel Keena	CAN	7 JAN 1994	46.33	45.94	46.33
878	DUSZYNSKI Kajetan Patryk	POL	12 MAY 1995	46.33	46.33	46.33
963	NENE Zakithi Busani	RSA	2 APR 1998	46.41	46.41	46.41
783	NARIB Gideon Ernst	NAM	27 MAY 1990	46.50	46.17	46.50
265	LESCAY PARDO Yoandys Alberto	CUB	5 JAN 1994	46.51	45.00	46.51
1290	SHIMUKOWA Charles	ZAM	21 JAN 1995	46.68	46.68	46.68
1175	ALFRED Darren Quaw	TTO	28 AUG 1996	46.73	46.73	46.73
1149	YANG Lung-Hsiang	TPE	13 SEP 1996	46.73	46.73	46.73
279	TESAR Jan	CZE	26 MAR 1990	46.84	45.73	46.84
145	SAWADOGO Bienvenu Wendla	BUR	31 DEC 1995	46.85	46.85	46.85
1057	LUTZ Silvan	SUI	17 OCT 1990	46.86	46.86	46.86
1053	ANGELELLA Daniele Ademore	SUI	12 MAR 1991	46.88	46.88	46.88
1299	CLARKE Jordan Shaquill	USA	17 FEB 1994	46.90	46.90	46.90
464	CHANCE Arinze Nkosi Ka	GUY	20 JAN 1996	46.92	46.81	46.92
319	CHARLES Luis Enrique	DOM	3 DEC 1998	47.01	47.01	47.01
7	BEKAR Mohamed Islem	ALG	1 AUG 1993	47.02	47.02	47.02
212	LI Runyu	CHN	29 DEC 1994	47.06	46.61	47.06
997	KAMARA Alimamy Harry	SLE	2 MAY 1992	47.09	47.09	47.09
1301	MBENGUE Ibrahima	SEN	2 JAN 1991	47.10	46.80	47.10
110	MESHACK Clifton Kagisa	BOT	27 DEC 1996	47.14	47.14	47.14
448	AGYEMANG Duncan Nuakoh	GHA	6 MAY 1993	47.22	47.22	47.22
838	AL BUSAIDI Othman Ali Hila	OMA	5 JAN 1992	47.30	47.04	47.30
1078	DANAC Denis	SVK	6 MAY 1993	47.35	47.35	47.35
219	YANG Zeping	CHN	3 APR 1994	47.42	47.26	47.42
494	MALIK Pankaj	IND	3 JUL 1998	47.54	47.10	47.54
1208	BINGI Daniel	UGA	2 APR 1990	47.54	47.21	47.54
614	LITVIN Mikhail	KAZ	5 JAN 1996	47.59	46.08	47.59
711	PACEVICIUS Rokas	LTU	10 MAY 1995	47.63	47.63	47.63
659	LIM Hyoungbin	KOR	3 JUN 1997	47.72	47.72	47.72
617	SOKOLOV Andrey	KAZ	21 JAN 1995	47.76	47.19	47.76
849	SADAT Umar	PAK	16 FEB 1995	47.80	47.80	47.80
734	ARON Anchois	MAS	11 MAR 1993	48.03	48.03	48.03
839	AL GHEILANI Usama Abdul Rah	OMA	14 APR 1994	48.13	47.54	48.13
1213	OKOT Benson	UGA	31 DEC 1996	48.23	48.23	48.23
567	ABUALHUMMOS Abdelrahman	JOR	17 JAN 1994	48.26	48.26	48.26
295	HARTLING Johan Nicolai T	DEN	17 JAN 1994	48.35	47.04	48.35
797	AKINKUOWO Ayodeji Oluwato	NGR	16 SEP 1998	48.37	48.37	48.37
801	OGBUKWO Mmaduabuchi She	NGR	7 APR 1999	48.37	48.37	48.37
1045	WIJESUNDARA MUDIYANSELAGE Sachithra	SRI	3 AUG 1993	48.63	48.00	48.63





ENTRY LIST BY EVENT-FOR MC As of 25 AUG 2017

各項目參賽名單(頒獎典禮用)

CORRECTED
25 AUG 12:34

Bib	Name	NUSF Code	Date of Birth	Season Best	Personal Best	Qualifying Best
736	KWONG Kar Jun	MAS	24 APR 1995	48.64	47.64	48.64
855	IRIARTE ARFINENGO Luis Adrian	PER	18 APR 1997	48.80	48.80	48.80
1004	JAMNIK Jan	SLO	18 JAN 1996	48.95	48.95	48.95
1126	USMANOV Shukhrat	TJK	9 OCT 1994	48.98	47.71	48.98
636	OLUMBE Isaac Okelo	KEN	2 JUN 1990	49.11	48.07	49.11
853	SILVA AZUAGA Ramon Rodrigo	PAR	5 MAY 1993	49.20	49.20	49.20
994	TAN Zong Yang	SGP	11 JUN 1994	49.27	48.93	49.27
1035	DISANAYAKA MUDIYANSELAGE Chalaka U.	SRI	28 MAR 1993	49.29	49.29	49.29
339	UETSMUETS Sten	EST	20 JUL 1994	49.48	48.13	49.48
1288	CHABALA Obrey	ZAM	12 MAY 1997	49.48	49.48	49.48
1300	MAHNASHI Mohammed	KSA		49.50	49.20	49.50
297	JENSEN Rasmus	DEN	17 SEP 1995	49.53	48.15	49.53
696	CHATILA Malek	LBN	8 APR 1996	49.55	49.55	49.55
330	GOROSKO Jakob	EST	3 OCT 1992	49.58	48.03	49.58
680	IEVINS Ilvars	LAT	23 FEB 1995	49.80	49.80	49.80
1005	KNAP Kristof	SLO	25 JUN 1991	50.08	49.45	50.08
675	BALI Musaad Ahmed H	KSA	10 SEP 1994	51.40	50.56	51.40

Total number of entries: 65



ENTRY LIST BY EVENT-FOR MC As of 25 AUG 2017
各項目參賽名單(頒獎典禮用)

CORRECTED
25 AUG 12:34

Bib	Name	NUSF Code	Date of Birth	Season Best	Personal Best	Qualifying Best
888	ROZMYNS Michal	POL	13 MAR 1995	1:45.50	1:45.50	1:45.50
383	LUSINE Aymeric	FRA	13 SEP 1995	1:46.08	1:46.08	1:46.08
395	BOWNESS James Sydney	GBR	26 NOV 1991	1:46.40	1:45.96	1:46.40
969	VAN RENSBURG Rynardt	RSA	23 MAR 1992	1:46.56	1:46.56	1:46.56
968	UYS Hendrik Jacobus	RSA	4 JUN 1992	1:46.65	1:46.65	1:46.65
8	BELBACHIR Mohamed	ALG	11 JAN 1994	1:46.67	1:46.67	1:46.67
426	KESSLER Christoph Danie	GER	28 APR 1995	1:46.71	1:46.71	1:46.71
997	KAMARA Alimamy Harry	SLE	2 MAY 1992	1:46.79	1:46.79	1:46.79
271	HODBOD Lukas	CZE	2 MAR 1996	1:46.98	1:46.98	1:46.98
277	SNEJDR Filip	CZE	16 APR 1995	1:47.08	1:47.08	1:47.08
534	EL KABBOURI Soufiane	ITA	5 MAR 1993	1:47.19	1:47.19	1:47.19
47	KNUCKEY Stephen Joseph	AUS	3 NOV 1994	1:47.23	1:47.23	1:47.23
5	ABDENOUIZ Ramzi	ALG	23 MAY 1993	1:47.28	1:47.28	1:47.28
885	KUCIAPSKI Artur	POL	26 DEC 1993	1:47.46	1:44.89	1:47.46
86	BOTTERMAN Aaron Ivan G	BEL	1 MAY 1994	1:47.48	1:46.17	1:47.48
120	CEZARIO ABRAO Cleiton	BRA	8 SEP 1989	1:47.78	1:45.59	1:47.78
267	DIMITRIOU Christos	CYP	22 SEP 1993	1:48.02	1:48.00	1:48.02
1224	GUTSOL Ievgen	UKR	13 MAY 1990	1:48.26	1:48.26	1:48.26
171	SMITH Tyler Jordan	CAN	2 JUL 1994	1:48.30	1:47.71	1:48.30
98	DILL Shaquille Allen	BER	4 SEP 1993	1:48.55	1:47.39	1:48.55
752	LOPEZ ALVAREZ Jesus Tonatiu	MEX	2 AUG 1997	1:48.55	1:48.55	1:48.55
387	MISCHLER Baptiste	FRA	23 NOV 1997	1:48.80	1:47.17	1:48.80
710	MICKUS Benediktas	LTU	26 MAR 1997	1:48.84	1:48.84	1:48.84
121	DA PALMA JUNIOR Pedro Roberto	BRA	11 JAN 1996	1:48.95	1:48.95	1:48.95
1182	ATES Levent	TUR	20 MAR 1991	1:49.10	1:48.78	1:49.10
726	GRETHEN Charles	LUX	2 JUN 1992	1:49.25	1:46.44	1:49.25
99	MINORS Dage Teako	BER	26 OCT 1995	1:49.39	1:49.39	1:49.39
290	CLAUSEN Christian Sand	DEN	4 AUG 1996	1:49.76	1:49.76	1:49.76
631	KITUR Kelvin	KEN	26 JUN 1996	1:50.00	1:50.00	1:50.00
718	STRIOKAS Mindaugas	LTU	26 JAN 1991	1:50.39	1:50.39	1:50.39
222	ZHOU Guangcai	CHN	14 NOV 1996	1:50.44	1:48.99	1:50.44
492	JACOB Amoj	IND	2 MAY 1998	1:50.54	1:50.54	1:50.54
201	JARPA GALLEGOS Cristofer Orlan	CHI	29 NOV 1995	1:50.68	1:50.68	1:50.68
697	EL HELOU Abdo	LBN	12 FEB 1990	1:51.00	1:51.00	1:51.00
211	LI Junlin	CHN	6 AUG 1998	1:51.55	1:51.55	1:51.55
642	DZHOLOMANOV Musulman	KGZ	21 JUN 1997	1:51.69	1:51.69	1:51.69
699	KHALIFE Hussein	LBN	21 SEP 1992	1:52.00	1:52.00	1:52.00
613	KUSMANOV Imanmadi	KAZ	10 AUG 1995	1:52.00	1:52.00	1:52.00
988	NGABONZIZA Marcel	RWA	8 FEB 1992	1:52.00	1:52.00	1:52.00
849	SADAT Umar	PAK	16 FEB 1995	1:52.00	1:52.00	1:52.00
449	ALI Mohammed Shafic	GHA	11 JUN 1994	1:52.55	1:52.55	1:52.55
677	ARENTS Pauls	LAT	2 SEP 1991	1:52.83	1:48.68	1:52.83
257	MURCIA CRUZ Josue Francisco	CRC	19 NOV 1996	1:52.90	1:53.19	1:52.90
1257	ANDERSON KAAPA Drevan Kaleolan	USA	24 JAN 1992	1:52.98	1:49.06	1:52.98
1214	ONGOM Timothy Ambrose	UGA	10 MAR 1994	1:53.21	1:51.20	1:53.21
293	FÜRSTENBERG Frederik	DEN	13 JUL 1993	1:53.50	1:53.50	1:53.50
1093	ENGHOLM Elmar Bjoern Lo	SWE	2 OCT 1992	1:53.69	1:49.69	1:53.69
249	ROMERO ROA Oscar Andres	COL	14 SEP 1993	1:54.00	1:54.00	1:54.00



ENTRY LIST BY EVENT-FOR MC As of 25 AUG 2017

各項目參賽名單(頒獎典禮用)

CORRECTED
25 AUG 12:34

Bib	Name	NUSF Code	Date of Birth	Season Best	Personal Best	Qualifying Best
1215	TURIHOHABWE Fortunate	UGA	1 JUL 1993	1:54.01	1:54.01	1:54.01
837	AL AAMRI Ahmed Ali Said	OMA	1 FEB 1995	1:56.03	1:55.34	1:56.03
676	MASRAHI Mazen Ahmed M	KSA	22 MAY 1996	1:56.44	1:56.44	1:56.44
3	NIKOLLA Malvin	ALB	24 JUL 1996	1:56.72	1:54.98	1:56.72
1038	GANHEWAYALAGE Charuka Kushant	SRI	19 JAN 1996	1:57.68	1:53.94	1:57.68
670	ALMUYIDI Khalid Ali Y	KSA	17 JAN 1996	1:58.05	1:57.11	1:58.05
843	AL RAHBI Said Badur Said	OMA	31 AUG 1994	2:00.33	1:54.16	2:00.33

Total number of entries: 55



ENTRY LIST BY EVENT-FOR MC As of 25 AUG 2017

各項目參賽名單(頒獎典禮用)

CORRECTED
25 AUG 12:34

Bib	Name	NUSF Code	Date of Birth	Season Best	Personal Best	Qualifying Best
418	BENITZ Timo	GER	24 DEC 1991	3:34.87	3:34.87	3:34.87
530	BUSSOTTI NEVES JUNIOR Joao C.	ITA	10 MAY 1993	3:37.12	3:37.12	3:37.12
12	HEDEILLI Takieddine	ALG	6 JUN 1996	3:37.88	3:37.88	3:37.88
961	MOTSAU Jeremiah Lereko	RSA	12 MAR 1990	3:38.04	3:36.73	3:38.04
44	HOCKEY Isaac Arthur	AUS	22 AUG 1997	3:38.49	3:38.49	3:38.49
960	MOKOPANE Rantso Alfred	RSA	8 AUG 1994	3:38.83	3:38.83	3:38.83
396	DAVIES Jonathan Stuart	GBR	28 OCT 1994	3:39.00	3:39.00	3:39.00
726	GRETHEN Charles	LUX	2 JUN 1992	3:39.02	3:39.02	3:39.02
88	CLAUS Pieter	BEL	1 MAR 1993	3:39.11	3:39.11	3:39.11
534	EL KABBOURI Soufiane	ITA	5 MAR 1993	3:39.17	3:39.17	3:39.17
755	MARTINEZ ESTRADA Fernando Daniel	MEX	30 MAY 1993	3:39.26	3:39.26	3:39.26
882	KALINOWSKI Grzegorz Mateus	POL	22 SEP 1990	3:39.54	3:39.54	3:39.54
386	MIELLET Alexis	FRA	5 MAY 1995	3:39.55	3:39.55	3:39.55
378	CASSE Martin	FRA	23 JUN 1990	3:39.92	3:39.27	3:39.92
51	PYKE Adam James	AUS	27 NOV 1995	3:40.02	3:40.02	3:40.02
1182	ATES Levent	TUR	20 MAR 1991	3:40.26	3:39.77	3:40.26
152	BELLEMORE Corey James Hen	CAN	1 DEC 1994	3:42.05	3:42.05	3:42.05
168	PETERSON Cole Henry Andr	CAN	22 AUG 1993	3:42.19	3:42.19	3:42.19
927	ROCHA Hugo	POR	27 JUN 1997	3:42.28	3:42.28	3:42.28
1061	RAESS Jonas	SUI	8 MAR 1994	3:43.49	3:43.49	3:43.49
511	KELLY Kevin	IRL	11 AUG 1995	3:43.54	3:43.54	3:43.54
1093	ENGHOLM Elmar Bjoern Lo	SWE	2 OCT 1992	3:44.51	3:42.10	3:44.51
829	ROGERS Simon Anthony	NZL	1 OCT 1989	3:44.56	3:44.56	3:44.56
291	DAHL-JESSEN Mikkel	DEN	20 DEC 1994	3:44.91	3:44.91	3:44.91
873	BORKOWSKI Mateusz	POL	2 APR 1997	3:46.08	3:41.47	3:46.08
706	BERTASIUS Simas	LTU	31 OCT 1993	3:47.83	3:47.83	3:47.83
13	KHELILI Abderezak	ALG	21 JAN 1997	3:47.87	3:45.69	3:47.87
247	LEON DELGADO Victor Manuel	COL	16 SEP 1995	3:50.00	3:50.00	3:50.00
201	JARPA GALLEGOS Cristofer Orlan	CHI	29 NOV 1995	3:50.45	3:50.45	3:50.45
204	PALMA FONTEALVA Ruben Gerardo	CHI	17 OCT 1993	3:50.73	3:50.73	3:50.73
837	AL AAMRI Ahmed Ali Said	OMA	1 FEB 1995	3:51.11	3:52.23	3:51.11
449	ALI Mohammed Shafic	GHA	11 JUN 1994	3:51.94	3:51.94	3:51.94
267	DIMITRIOU Christos	CYP	22 SEP 1993	3:52.02	3:44.27	3:52.02
845	AL SUBEIHI Mazin Khalifa S	OMA	25 JAN 1996	3:53.11	3:51.21	3:53.11
289	CHO Mihn Kyun	DEN	29 NOV 1994	3:53.68	3:53.68	3:53.68
1214	ONGOM Timothy Ambrose	UGA	10 MAR 1994	3:55.04	3:55.04	3:55.04
642	DZHOLOMANOV Musulman	KGZ	21 JUN 1997	3:55.09	3:55.00	3:55.09
1215	TURIHOHABWE Fortunate	UGA	1 JUL 1993	3:56.46	3:56.46	3:56.46
249	ROMERO ROA Oscar Andres	COL	14 SEP 1993	3:57.00	3:57.00	3:57.00
669	ALMUYIDI Ahmed Amer I	KSA	4 DEC 1997	4:02.86	4:02.86	4:02.86
1032	ABEYKOON JAYASUNDARA M. Oshada D.	SRI	8 SEP 1995	4:05.66	3:57.00	4:05.66
355	AYALNEH Zemen Addis	ETH	15 MAY 1999			

Total number of entries: 42



ENTRY LIST BY EVENT-FOR MC As of 25 AUG 2017

各項目參賽名單(頒獎典禮用)

CORRECTED
25 AUG 12:34

Bib	Name	NUSF Code	Date of Birth	Season Best	Personal Best	Qualifying Best
1292	SIYOTO Siyambango	ZAM	28 AUG 1996	13:02.00	13:02.00	13:02.00
581	SHIOJIRI Kazuya	JPN	8 NOV 1996	13:33.14	13:33.14	13:33.14
396	DAVIES Jonathan Stuart	GBR	28 OCT 1994	13:37.13	13:23.94	13:37.13
1188	OZDEMIR Ramazan	TUR	6 JUL 1991	13:37.68	13:37.68	13:37.68
90	DEBOGNIES Simon	BEL	16 JUL 1996	13:38.03	13:38.03	13:38.03
376	BARRER Francois	FRA	8 JUN 1993	13:42.17	13:42.17	13:42.17
355	AYALNEH Zemen Addis	ETH	15 MAY 1999	13:43.00	13:43.00	13:43.00
1258	BARRAZA Brian Arthur	USA	16 MAY 1995	13:52.00	13:52.00	13:52.00
169	PROUDFOOT Ross Clayton	CAN	4 JUL 1992	13:53.38	13:29.32	13:53.38
750	ESPARZA PEREZ Jose Juan	MEX	26 AUG 1990	13:57.04	13:57.04	13:57.04
1061	RAESS Jonas	SUI	8 MAR 1994	13:57.98	13:57.98	13:57.98
11	HAMI Aimen	ALG	24 NOV 1991	14:02.12	14:02.12	14:02.12
509	BERGIN Matthew Christo	IRL	2 MAR 1993	14:03.87	14:03.87	14:03.87
301	NIJHUIS Thijs Matthias	DEN	20 SEP 1992	14:05.64	13:43.47	14:05.64
12	HEDEILLI Takieddine	ALG	6 JUN 1996	14:06.30	14:06.30	14:06.30
706	BERTASIUS Simas	LTU	31 OCT 1993	14:06.31	14:06.31	14:06.31
755	MARTINEZ ESTRADA Fernando Daniel	MEX	30 MAY 1993	14:12.10		14:12.10
1209	KATEREGGA John	UGA	5 MAY 1994	14:14.03	14:14.03	14:14.03
1079	DUREC Peter	SVK	12 SEP 1992	14:14.22	14:14.22	14:14.22
937	SOARE Nicolae Alexand	ROU	20 SEP 1991	14:15.49	14:15.49	14:15.49
1207	BAHATI Sadic	UGA	30 NOV 1992	14:15.70	14:15.70	14:15.70
785	FOPPEN Mike	NED	29 NOV 1996	14:30.00	14:30.00	14:30.00
247	LEON DELGADO Victor Manuel	COL	16 SEP 1995	14:30.00	14:30.00	14:30.00
217	WANG Hao	CHN	25 MAR 1995	14:32.00	14:17.00	14:32.00
498	TADVI Kisan Narshi	IND	10 JAN 1998	14:34.05	14:37.00	14:34.05
303	SKOV Kasper	DEN	27 JUL 1992	14:35.89	14:35.89	14:35.89
213	LIU Tao	CHN	10 FEB 1994	14:48.00	14:48.00	14:48.00
961	MOTSAU Jeremiah Lereko	RSA	12 MAR 1990	14:51.33	14:51.33	14:51.33
776	ODBAYAR Boldoo	MGL	17 MAR 1993	14:59.48	14:59.48	14:59.48
840	AL JASHEMI Mahmood Abdulla	OMA	12 NOV 1997	15:12.00	15:00.00	15:12.00
844	AL RASHDI Ayuob Yaqoob Sa	OMA	6 SEP 1996	15:22.13	15:18.02	15:22.13
1041	NAWASINGHE MUDIYANSELAGE Chanuka C.	SRI	3 JAN 1992	15:41.92	15:01.00	15:41.92
864	PRADO Lloyd	PHI	13 DEC 1997	15:55.00	15:55.00	15:55.00
945	ANDREAS Jeromy	RSA	28 FEB 1992			
79	VOJTA Andreas	AUT	9 JUN 1989			

Total number of entries: 35



ENTRY LIST BY EVENT-FOR MC As of 25 AUG 2017

各項目參賽名單(頒獎典禮用)

CORRECTED
25 AUG 12:34

Bib	Name	NUSF Code	Date of Birth	Season Best	Personal Best	Qualifying Best
581	SHIOJIRI Kazuya	JPN	8 NOV 1996	28:35.44	28:32.85	28:35.44
922	BARATA Samuel	POR	19 JUL 1993	28:40.19	28:40.19	28:40.19
584	SUZUKI Takato	JPN	23 JUL 1997	28:44.71	28:31.66	28:44.71
1209	KATEREGGA John	UGA	5 MAY 1994	29:02.01	29:02.01	29:02.01
945	ANDREAS Jeromy	RSA	28 FEB 1992	29:08.51	29:08.51	29:08.51
953	KEKANA Mokofane Milton	RSA	3 OCT 1995	29:14.00	29:14.00	29:14.00
155	ESSELINK Evan Eric Willi	CAN	28 FEB 1992	29:17.70	28:55.98	29:17.70
948	EESOU Marianio Lin Co	RSA	7 DEC 1991	29:19.10	29:19.10	29:19.10
173	TREE Kevin James	CAN	1 MAY 1993	29:27.70	29:18.86	29:27.70
33	ANDERSON Bryce William	AUS	18 OCT 1996	29:37.26	29:37.26	29:37.26
40	COCKS Riley Samuel	AUS	27 DEC 1995	29:38.09	29:38.09	29:38.09
1207	BAHATI Sadic	UGA	30 NOV 1992	29:55.70	29:55.70	29:55.70
937	SOARE Nicolae Alexand	ROU	20 SEP 1991	29:58.78	29:58.78	29:58.78
248	LOPEZ RODRIGUEZ Sergio Alejandr	COL	10 JUL 1996	30:10.00	30:10.00	30:10.00
774	DAMBADARJAA Gantulga	MGL	3 FEB 1989	30:12.59	30:12.59	30:12.59
301	NIJHUIS Thijs Matthias	DEN	20 SEP 1992	30:20.00	29:19.17	30:20.00
1210	MIGADDE Kenneth	UGA	9 NOV 1993	30:29.30	30:29.30	30:29.30
1188	OZDEMIR Ramazan	TUR	6 JUL 1991	31:05.14	31:05.14	31:05.14
1041	NAWASINGHE MUDIYANSELAGE Chanuka C.	SRI	3 JAN 1992	32:10.00	30:50.00	32:10.00
842	AL QURAINI Abdullah Salim	OMA	3 AUG 1990	32:23.15		32:23.15
1292	SIYOTO Siyambango	ZAM	28 AUG 1996			

Total number of entries: 21



ENTRY LIST BY EVENT-FOR MC As of 25 AUG 2017

各項目參賽名單(頒獎典禮用)

CORRECTED
25 AUG 12:34

Bib	Name	NUSF Code	Date of Birth	Season Best	Personal Best	Qualifying Best
583	SUZUKI Kengo	JPN	11 JUN 1995	1:01:36	1:01:36	1:01:36
576	KUDO Naoki	JPN	5 SEP 1995	1:02:15	1:01:25	1:02:15
572	KATANISHI Kei	JPN	18 MAR 1997	1:02:31	1:02:31	1:02:31
948	EESOU Mariano Lin Co	RSA	7 DEC 1991	1:03:24	1:04:08	1:03:24
958	MASIHLEHO Thabang Ambitio	RSA	17 MAY 1990	1:03:45	1:03:45	1:03:45
922	BARATA Samuel	POR	19 JUL 1993	1:03:52	1:03:52	1:03:52
655	KIM Taejin	KOR	27 OCT 1995	1:03:53	1:03:53	1:03:53
1209	KATEREGGA John	UGA	5 MAY 1994	1:04:01	1:04:01	1:04:01
587	TOCHIGI Wataru	JPN	8 MAY 1995	1:04:05	1:03:00	1:04:05
1184	DEMIR Alper	TUR	6 JAN 1990	1:04:14	1:04:14	1:04:14
962	MULAUDZI Collen	RSA	8 APR 1991	1:04:19	1:04:19	1:04:19
1185	GUNEN Vedat	TUR	15 AUG 1989	1:04:42	1:04:26	1:04:42
1207	BAHATI Sadic	UGA	30 NOV 1992	1:04:54	1:04:54	1:04:54
89	DE BOCK Thomas Marc A	BEL	20 AUG 1991	1:04:58	1:04:58	1:04:58
1214	ONGOM Timothy Ambrose	UGA	10 MAR 1994	1:05:01	1:05:01	1:05:01
658	LEE Jungkook	KOR	18 DEC 1995	1:05:03	1:05:03	1:05:03
1180	ALICI Yusuf	TUR	7 APR 1991	1:05:12	1:05:12	1:05:12
749	ESPARZA PEREZ Jesus Arturo	MEX	26 AUG 1990	1:05:21	1:05:21	1:05:21
1191	TASDEMIR Aykut	TUR	20 JAN 1991	1:05:30	1:04:52	1:05:30
1192	YILDIRIMCI Sabahattin	TUR	25 MAR 1994	1:05:38	1:05:38	1:05:38
1062	RUETTIMANN Eric Laurent	SUI	7 DEC 1992	1:05:42	1:05:42	1:05:42
493	KUMBHAR Kantilal Devram	IND	18 APR 1992	1:05:45	1:05:45	1:05:45
1056	HUWILER Thomas Gael Ant	SUI	29 SEP 1989	1:05:53	1:05:53	1:05:53
646	CHOI Minyong	KOR	10 AUG 1994	1:05:57	1:05:57	1:05:57
42	EVANS Dylan Alexander	AUS	4 DEC 1992	1:06:07	1:06:07	1:06:07
216	TIAN Huadong	CHN	12 DEC 1989	1:06:15	1:05:07	1:06:15
773	BOLD Suvragakhairkha	MGL	13 JAN 1992	1:06:15	1:06:15	1:06:15
612	KRASSILOV Mikhail	KAZ	5 MAR 1990	1:06:17	1:04:21	1:06:17
165	MORGAN Blair Andrew	CAN	29 MAY 1993	1:06:40	1:06:40	1:06:40
774	DAMBADARJAA Gantulga	MGL	3 FEB 1989	1:06:44	1:06:44	1:06:44
684	VISKERS Janis	LAT	30 MAR 1989	1:06:46	1:06:46	1:06:46
1134	CHOU Ting-Yin	TPE	7 JUL 1991	1:07:03	1:07:03	1:07:03
496	PATEL Ranjeet Kumar	IND	17 DEC 1993	1:07:25	1:06:00	1:07:25
775	NARANDULAM Munkhbayar	MGL	28 OCT 1990	1:07:42	1:07:42	1:07:42
953	KEKANA Mokofane Milton	RSA	3 OCT 1995	1:07:56	1:07:28	1:07:56
753	LUNA ABURTO Saby	MEX	6 FEB 1990	1:07:57	1:05:48	1:07:57
776	ODBAYAR Boldoo	MGL	17 MAR 1993	1:08:07	1:08:07	1:08:07
777	TSEVEENRAVDAN Byambajav	MGL	7 JUL 1990	1:08:15	1:04:36	1:08:15
213	LIU Tao	CHN	10 FEB 1994	1:09:00	1:07:00	1:09:00
217	WANG Hao	CHN	25 MAR 1995	1:09:00	1:07:00	1:09:00
248	LOPEZ RODRIGUEZ Sergio Alejandr	COL	10 JUL 1996	1:09:00	1:09:00	1:09:00
1210	MIGADDE Kenneth	UGA	9 NOV 1993	1:10:11	1:10:11	1:10:11
1142	TENG Hsin-Chuan	TPE	28 JUN 1996	1:10:29	1:07:58	1:10:29
1131	CHEN Ping-Feng	TPE	18 SEP 1993	1:10:51	1:08:27	1:10:51
584	SUZUKI Takato	JPN	23 JUL 1997	1:11:48	1:02:55	1:11:48
1215	TURIHOHABWE Fortunate	UGA	1 JUL 1993	1:12:00	1:12:00	1:12:00
842	AL QURAINI Abdullah Salim	OMA	3 AUG 1990	1:17:07	1:11:26	1:17:07
337	TIKK Ermo	EST	28 OCT 1991	1:23:20	1:23:20	1:23:20

Total number of entries: 48



ENTRY LIST BY EVENT-FOR MC As of 25 AUG 2017

各項目參賽名單(頒獎典禮用)

CORRECTED
25 AUG 12:34

Bib	Name	NUSF Code	Date of Birth	Season Best	Personal Best	Qualifying Best
894	ZALEWSKI Krystian	POL	11 APR 1989	8:08.76	8:08.76	8:08.76
296	HESSELBJERG Ole	DEN	23 APR 1990	8:27.89	8:27.89	8:27.89
403	SEDDON Zak William	GBR	28 JUN 1994	8:30.17	8:30.17	8:30.17
15	MESSAOUDI Ali	ALG	13 OCT 1995	8:30.20	8:30.20	8:30.20
423	GRAU Martin Christia	GER	26 MAR 1992	8:31.91	8:28.37	8:31.91
960	MOKOPANE Rantso Alfred	RSA	8 AUG 1994	8:34.47	8:34.47	8:34.47
156	GAY John Eamon	CAN	7 NOV 1996	8:36.55	8:36.55	8:36.55
528	ABDELWAHED Ahmed	ITA	26 MAY 1996	8:36.73	8:36.73	8:36.73
362	RAITANEN Topi Olli Vihto	FIN	7 FEB 1996	8:39.89	8:39.89	8:39.89
332	KIVISTIK Kaur	EST	29 APR 1991	8:41.22	8:32.23	8:41.22
707	BERZANSKIS Justinas	LTU	12 JAN 1989	8:41.59	8:41.59	8:41.59
678	BLAJS Alberts	LAT	9 AUG 1995	8:53.25	8:43.97	8:53.25
318	ABREU MARTINEZ Alvaro Luis	DOM	21 JUL 1990	9:01.60	9:01.60	9:01.60
246	BLANCO PILONIETA Nelson Andres	COL	7 APR 1994	9:05.00	9:05.00	9:05.00
302	RASMUSEN Jean Khavaquiah	DEN	12 MAY 1992	9:08.73	9:08.73	9:08.73
844	AL RASHDI Ayuob Yaqoob Sa	OMA	6 SEP 1996	9:35.32	9:30.14	9:35.32
665	ALKAYYADI Hassan Baalghay	KSA	1 AUG 1994	9:56.42	9:56.42	9:56.42
668	ALMUHAMMADALI Hussain	KSA	12 JUN 1994	10:01.50	10:01.50	10:01.50

Total number of entries: 18



ENTRY LIST BY EVENT-FOR MC As of 25 AUG 2017

各項目參賽名單(頒獎典禮用)

CORRECTED
25 AUG 12:34

Bib	Name	NUSF Code	Date of Birth	Season Best	Personal Best	Qualifying Best
473	BAJI Balazs	HUN	9 JUN 1989	13.15	13.15	13.15
876	CZYKIER Damian	POL	10 AUG 1992	13.28	13.28	13.28
45	HOUGH Nicholas Alexan	AUS	20 OCT 1993	13.50	13.42	13.50
131	OLIVEIRA CONSTANTINO Gabriel	BRA	9 FEB 1995	13.52	13.50	13.52
1150	YANG Wei-Ting	TPE	22 SEP 1994	13.57	13.57	13.57
1130	CHEN Kuei-Ru	TPE	22 SEP 1993	13.62	13.62	13.62
571	KANAI Taioh	JPN	28 SEP 1995	13.62	13.62	13.62
578	NOMOTO Shusei	JPN	25 OCT 1995	13.62	13.62	13.62
130	NASCIMENTO PARAIZO Jonatha	BRA	14 APR 1990	13.65	13.53	13.65
698	HAZER Ahmad	LBN	4 SEP 1989	13.70	13.70	13.70
381	KRAUSS Simon	FRA	12 FEB 1992	13.71	13.53	13.71
1267	LATTIN Amere Davion	USA	12 JUL 1997	13.73	13.53	13.73
959	MKATINI Lebone Junior M	RSA	4 JAN 1990	13.73	13.73	13.73
166	MOSELEY Ingvar Mackenzi	CAN	24 NOV 1991	13.75	13.75	13.75
825	HAWKINS Joshua Tamati N	NZL	9 FEB 1994	13.81	13.81	13.81
954	LEFETE Tshepo	RSA	2 FEB 1992	13.86	13.57	13.86
276	SEDLAK Vaclav	CZE	6 FEB 1993	13.87	13.87	13.87
158	KABA Sekou Mohamed	CAN	25 AUG 1990	13.93	13.43	13.93
713	SAULIUS Rapolas	LTU	15 FEB 1996	13.93	13.93	13.93
618	ZEMS Vyacheslav	KAZ	2 MAY 1998	14.09	13.86	14.09
932	DUMITRACHE Cosmin Ilie	ROU	20 JUL 1994	14.13	14.01	14.13
654	KIM Gyeongtae	KOR	20 MAR 1997	14.20	14.20	14.20
146	SOME Florian Tinsa R	BUR	17 SEP 1994	14.82	14.71	14.82
865	VERGEL Alvin John	PHI	8 MAR 1997	14.82	14.82	14.82
998	KAMARA Mohamed	SLE	12 SEP 1990	14.90	14.90	14.90
1042	NILAWEEERA Akhila Imantha	SRI	6 DEC 1995	15.08	15.06	15.08

Total number of entries: 26



ENTRY LIST BY EVENT-FOR MC As of 25 AUG 2017

各項目參賽名單(頒獎典禮用)

CORRECTED
25 AUG 12:34

Bib	Name	NUSF Code	Date of Birth	Season Best	Personal Best	Qualifying Best
320	SANTOS AQUINO Juander	DOM	7 MAY 1995	48.59	48.59	48.59
14	LAHOULOU Abdelmalik	ALG	7 MAY 1992	48.84	48.62	48.84
1054	BRAND Dany Andreas	SUI	23 FEB 1996	49.14	49.14	49.14
965	PRETORIUS Johanneslodewic	RSA	26 JAN 1994	49.28	49.28	49.28
529	BENCOSME DE LEON Jose Reynaldo	ITA	16 MAY 1992	49.33	49.33	49.33
570	KAJIKI Ryo	JPN	8 DEC 1995	49.33	49.33	49.33
951	HAMMAN Leroux	RSA	6 JAN 1992	49.35	49.24	49.35
331	JAGOR Jaak-Heinrich	EST	11 MAY 1990	49.38	49.37	49.38
782	MARITZ Johannes Gerhar	NAM	20 DEC 1990	49.48	49.48	49.48
402	PAUL Jacob Aaron	GBR	6 FEB 1995	49.49	49.49	49.49
1129	CHEN Chieh	TPE	8 MAY 1992	49.54	49.05	49.54
25	RUGGERI Guillermo Manue	ARG	26 MAR 1992	49.72	49.72	49.72
877	DOBEK Patryk	POL	13 FEB 1994	49.78	48.40	49.78
128	LANGOWSKI TEREZAN Artur	BRA	8 MAY 1991	49.86	49.73	49.86
205	SEPULVEDA SANDOVAL Alfredo Emilio	CHI	3 AUG 1993	49.86	49.86	49.86
275	MUELLER Vit	CZE	31 AUG 1996	49.92	49.92	49.92
1153	YU Chia-Hsuan	TPE	22 JAN 1995	49.93	49.93	49.93
510	BYRNE Paul	IRL	18 APR 1990	50.03	50.03	50.03
9	BOUKMOUCHE Saber	ALG	20 APR 1992	50.20	49.43	50.20
358	MOEROE Santtu Oskari	FIN	31 JAN 1993	50.38	49.04	50.38
256	DRUMMOND HERNANDEZ Gerald David	CRC	5 SEP 1994	50.41	51.10	50.41
272	JURANEK Martin	CZE	13 MAR 1991	50.45	50.45	50.45
1059	MFOMKPA Alain Herve	SUI	4 JUN 1996	50.77	50.77	50.77
162	MAC NEILL Gregory Scott W	CAN	15 APR 1992	50.82	50.82	50.82
78	HUFNAGL Dominik	AUT	10 JAN 1997	50.93	50.93	50.93
648	HWANG Hyeonu	KOR	30 JUN 1994	50.93	50.93	50.93
610	KOBLOV Dmitriy	KAZ	30 NOV 1992	50.96	49.39	50.96
784	ARTS Jesper Carlo Ma	NED	2 APR 1992	51.15	50.23	51.15
1003	HRIBARSEK Peter	SLO	17 NOV 1992	51.35	51.35	51.35
611	KONDRATYEV Igor	KAZ	23 JAN 1991	51.77	51.77	51.77
24	RODRIGUEZ BALDIVIEZ Jaime	ARG	18 JUL 1992	51.81	51.70	51.81
1075	BOTTLIK Jakub	SVK	30 MAR 1994	52.28	52.28	52.28
860	HENDERSON Connor Alexande	PHI	2 OCT 1992	52.47	52.22	52.47
1004	JAMNIK Jan	SLO	18 JAN 1996	52.80	52.80	52.80
298	JOHANSEN Martin Brueckne	DEN	3 JAN 1995	53.09	52.73	53.09
700	RAAD Ragheb	LBN	29 NOV 1995	54.00	54.00	54.00
1043	OLIDURAGE Ishan Lahiru Ar	SRI	16 APR 1995	54.09	54.09	54.09
673	ALSHALATI Mohammed Taleb	KSA	9 DEC 1998	55.67	55.67	55.67

Total number of entries: 38



ENTRY LIST BY EVENT-FOR MC As of 25 AUG 2017
各項目參賽名單(頒獎典禮用)

CORRECTED
25 AUG 12:34

Bib	Name	NUSF Code	Date of Birth	Season Best	Personal Best	Qualifying Best
661	WOO Sanghyeok	KOR	23 APR 1996	2.30	2.30	2.30
404	SMITH Allan Fraser	GBR	6 NOV 1992	2.29	2.29	2.29
883	KOBIELSKI Norbert Piotr	POL	28 JAN 1997	2.26	2.26	2.26
430	WENDRICH Falk Henning	GER	12 JUN 1995	2.26	2.26	2.26
536	FASSINOTTI Marco	ITA	29 APR 1989	2.24	2.35	2.24
1135	HSIANG Chun-Hsien	TPE	4 SEP 1993	2.24	2.29	2.24
523	KROYTOR Dmitry	ISR	18 FEB 1993	2.22	2.29	2.22
955	LINKS Mpho Benjamin	RSA	20 JUN 1996	2.22	2.23	2.22
35	BALDWIN Joseph Heath Aa	AUS	23 JAN 1998	2.22	2.22	2.22
525	LIBERMAN Tzur	ISR	26 JAN 1994	2.22	2.22	2.22
924	CONCEICAO Paulo	POR	29 DEC 1993	2.21	2.24	2.21
537	MELONI Eugenio	ITA	28 AUG 1994	2.21	2.21	2.21
153	CATE Sean Adam	CAN	28 MAY 1994	2.20	2.20	2.20
708	GLEBAUSKAS Adrijus	LTU	20 NOV 1994	2.20	2.20	2.20
615	LOSHKAREV Roman	KAZ	28 OCT 1996	2.20	2.20	2.20
520	AL-IBRAHEEMI Hussein Falah H	IRQ	28 JUN 1998	2.19	2.19	2.19
935	LAZARICA Dan Claudiu	ROU	11 MAY 1992	2.19	2.19	2.19
22	LAYOY Carlos Daniel	ARG	26 FEB 1991	2.18	2.24	2.18
727	RUTARE Kevin	LUX	22 JUL 1991	2.18	2.18	2.18
826	KERR Hamish Andrew G	NZL	17 AUG 1996	2.17	2.17	2.17
738	MOHD SHAH Norshafiee	MAS	17 SEP 1997	2.15	2.15	2.15
239	MAYACK II Marcel Richard	CMR	17 NOV 1990	2.10	2.10	2.10
1127	ZARIPOV Husniddin	TJK	26 NOV 1997	2.10	2.10	2.10
336	TAFENAU Kristjan	EST	2 JAN 1998	2.09	2.13	2.09
1000	TURAY Abass	SLE	12 JAN 1989	2.02	2.02	2.02

Total number of entries: 25



ENTRY LIST BY EVENT-FOR MC As of 25 AUG 2017

各項目參賽名單(頒獎典禮用)

CORRECTED
25 AUG 12:34

Bib	Name	NUSF Code	Date of Birth	Season Best	Personal Best	Qualifying Best
925	FERREIRA Diogo	POR	30 JUL 1990	5.71	5.71	5.71
1229	MALYKHIN Vladyslav	UKR	15 JAN 1998	5.70	5.70	5.70
607	GRIGORYEV Sergey	KAZ	24 JUN 1992	5.65	5.65	5.65
569	EJIMA Masaki	JPN	6 MAR 1999	5.61	5.61	5.61
890	SOBERA Robert	POL	19 JAN 1991	5.60	5.60	5.60
540	STECCHI Claudio	ITA	23 NOV 1991	5.60	5.60	5.60
379	COLLET Mathieu	FRA	15 MAR 1995	5.55	5.55	5.55
881	JERZY Mateusz Maria	POL	29 MAR 1995	5.50	5.50	5.50
34	ARMSTRONG Angus Leckie Ro	AUS	17 MAR 1997	5.45	5.45	5.45
400	MYERS Charlie	GBR	12 JUN 1997	5.45	5.45	5.45
126	GERMANO SPINELLI Bruno	BRA	6 APR 1997	5.42	5.42	5.42
172	THEODORE Deryk Tsuyoshi	CAN	18 AUG 1989	5.41	5.41	5.41
606	FILIPPOV Nikita	KAZ	7 OCT 1991	5.40	5.50	5.40
39	CLOUGH Stephen Michael	AUS	4 NOV 1996	5.40	5.40	5.40
647	HAN Duhyeon	KOR	28 JUL 1994	5.40	5.40	5.40
830	SOUTHGATE Nicholas Colin	NZL	9 APR 1994	5.35	5.47	5.35
789	VAN DER WIJST Koen Evan	NED	7 AUG 1997	5.35	5.35	5.35
754	LUNA ESTES Jorge	MEX	8 JUN 1996	5.31	5.35	5.31
10	CHERABI Hichem-Khalil	ALG	30 MAR 1993	5.30	5.50	5.30
150	ALLEN Spencer	CAN	27 SEP 1993	5.30	5.30	5.30
1086	ZMORAY Jan	SVK	16 MAY 1991	5.20	5.32	5.20
1007	TICAR Ambroz	SLO	28 JUL 1996	5.01	5.10	5.01

Total number of entries: 22



ENTRY LIST BY EVENT-FOR MC As of 25 AUG 2017

各項目參賽名單(頒獎典禮用)

CORRECTED
25 AUG 12:34

Bib	Name	NUSF Code	Date of Birth	Season Best	Personal Best	Qualifying Best
273	JUSKA Radek	CZE	8 MAR 1993	8.29	8.29	8.29
425	HOWARD Julian Anthony	GER	3 APR 1989	8.15	8.15	8.15
1140	LIN Hung-Min	TPE	7 SEP 1990	8.10	8.10	8.10
122	DA SILVA Tiago	BRA	23 OCT 1993	8.08	8.09	8.08
361	PULLI Kristian Henri	FIN	2 SEP 1994	8.07	8.07	8.07
538	RANAZZO Filippo	ITA	27 APR 1996	8.05	8.05	8.05
465	CHAN Ming Tai	HKG	30 JAN 1995	8.03	8.12	8.03
129	MARCELINO DOS SANTO Lucas	BRA	4 JAN 1995	8.00	8.00	8.00
215	SUN Yize	CHN	9 MAR 1996	7.99	7.99	7.99
1063	ULLMANN Christopher Ant	SUI	21 AUG 1993	7.98	7.98	7.98
48	MITREVSKI Christopher Pet	AUS	12 JUL 1996	7.97	7.97	7.97
16	TRIKI Yasser Mohammed	ALG	24 MAR 1997	7.97	7.97	7.97
356	BAECK Kristian Jan	FIN	18 JUL 1996	7.95	7.95	7.95
384	MAIAU Raihau	FRA	8 JAN 1992	7.94	8.02	7.94
588	YAMAKAWA Natsuki	JPN	24 JUL 1995	7.92	8.00	7.92
32	ADCOCK Liam Wallace	AUS	21 JUN 1996	7.90	7.90	7.90
746	ALVAREZ MUNOZ Alberto	MEX	8 MAR 1991	7.90		7.90
1271	WILSON O'shea Leron	USA	27 OCT 1994	7.86	7.86	7.86
1265	DICKERSON Antwan	USA	18 FEB 1994	7.85	7.85	7.85
1186	KULAKSIZ Alper	TUR	6 APR 1992	7.84	7.86	7.84
397	GARDINER Daniel Leslie	GBR	25 JUN 1990	7.83	7.96	7.83
1024	JOVANCEVIC Strahinja	SRB	28 FEB 1993	7.81	7.92	7.81
952	JOHNSON Cheswill Gilber	RSA	30 SEP 1997	7.80	7.80	7.80
1139	LIN Chia-Hao	TPE	3 JUN 1995	7.78	7.78	7.78
154	DORCELUS Stevens	CAN	19 MAY 1995	7.77	7.77	7.77
650	JOO Eunjae	KOR	12 JUN 1993	7.77	7.77	7.77
816	KIPLESUND Ingar	NOR	15 NOV 1996	7.76	7.76	7.76
87	CAMPENER Corentin Franco	BEL	5 OCT 1990	7.75	7.94	7.75
500	YAHIYA Muhammed Anees	IND	3 DEC 1995	7.75	7.80	7.75
1084	VESZELKA Tomas	SVK	9 JUL 1995	7.71	7.71	7.71
294	GABRIELSEN Benjamin Habib	DEN	13 JUN 1995	7.70	7.76	7.70
334	KUTBERG Henrik	EST	2 NOV 1992	7.68	7.80	7.68
787	NUYTINCK Steven Hubert A	NED	28 JAN 1991	7.66	7.66	7.66
936	NEAGOE Ionut Andrei	ROU	11 JUN 1994	7.63	7.63	7.63
203	OLIVARES ROJAS Camilo Esteban	CHI	27 OCT 1993	7.63	7.63	7.63
1234	REZANOV Oleksandr	UKR	23 DEC 1997	7.63	7.63	7.63
1023	ANIC Lazar	SRB	14 DEC 1991	7.60	7.60	7.60
489	NOVAL Noval	INA	16 SEP 1994	7.59	7.43	7.59
1036	GALOLU KANKANAMALAGE Danushka S. P.	SRI	15 APR 1994	7.54	7.78	7.54
467	LAU Kin Hei	HKG	1 JAN 1997	7.53	7.53	7.53
239	MAYACK II Marcel Richard	CMR	17 NOV 1990	7.50	7.50	7.50
858	DELA PENA Aristeo	PHI	23 MAR 1997	7.44	7.44	7.44
97	DE GRILLA JR Bruce Leroy	BER	15 DEC 1995	7.41	7.41	7.41
846	AL YARABI Salim Saleh Mus	OMA	15 JAN 1994	7.40	7.37	7.40
683	VIKSNE Peteris Pauls	LAT	20 MAY 1996	7.30	7.30	7.30
733	RAMANANJATOVO Jose Mariolla	MAD	21 MAY 1989	7.26	7.35	7.26
568	YOUNIS Ahmad	JOR	12 SEP 1995	7.25	7.25	7.25
993	KHAN Meng Linn	SGP	6 FEB 1990	7.16	7.26	7.16



ENTRY LIST BY EVENT-FOR MC As of 25 AUG 2017
各項目參賽名單(頒獎典禮用)

CORRECTED
25 AUG 12:34

Bib	Name	NUSF Code	Date of Birth	Season Best	Personal Best	Qualifying Best
1042	NILAWEERA Akhila Imantha	SRI	6 DEC 1995	7.15	7.15	7.15
698	HAZER Ahmad	LBN	4 SEP 1989	7.10	7.10	7.10
329	ARUSALU Kaspar	EST	18 DEC 1995	6.96	7.09	6.96
863	PABLO Rogil	PHI	2 MAR 1998	6.83	6.83	6.83
244	SWEDI Djafar	COD	26 NOV 1997	6.78	6.78	6.78
730	TAM Chon Lok	MAC	19 JUL 1996	6.72	6.72	6.72
666	ALKHALAF Hussain Abdulla	KSA	11 JUN 1993			
1212	OKETAYOT Francis	UGA	31 OCT 1995			

Total number of entries: 56



ENTRY LIST BY EVENT-FOR MC As of 25 AUG 2017

CORRECTED
25 AUG 12:34

各項目參賽名單(頒獎典禮用)

Bib	Name	NUSF Code	Date of Birth	Season Best	Personal Best	Qualifying Best
84	BABAYEV Nazim	AZE	8 OCT 1997	17.15	17.15	17.15
118	ADAO DE SA Mateus Daniel	BRA	21 NOV 1995	16.87	16.87	16.87
589	YAMAMOTO Ryoma	JPN	14 JUL 1995	16.87	16.87	16.87
147	ZANGO Hugues Fabrice	BUR	25 JUN 1993	16.78	16.84	16.78
946	APHANE Reneilwe Ntshim	RSA	24 AUG 1990	16.75	16.75	16.75
746	ALVAREZ MUNOZ Alberto	MEX	8 MAR 1991	16.68	16.68	16.68
1084	VESZELKA Tomas	SVK	9 JUL 1995	16.63	16.63	16.63
119	CASSEMIRO ROSA Jean	BRA	1 FEB 1990	16.54	16.80	16.54
527	YAKUBOV Tom	ISR	30 JUN 1992	16.38	16.44	16.38
406	TRIGG Samuel Alexande	GBR	1 NOV 1993	16.38	16.38	16.38
16	TRIKI Yasser Mohammed	ALG	24 MAR 1997	16.25	16.25	16.25
214	LIU Yan	CHN	1 AUG 1993	16.21	16.31	16.21
1205	ALAMERI Ahmed Mohamed A	UAE	8 JAN 1999	15.98	16.23	15.98
660	NAM Suhwan	KOR	22 FEB 1998	15.94	15.94	15.94
1138	LEE Kuei-Lung	TPE	16 SEP 1992	15.85	16.14	15.85
239	MAYACK II Marcel Richard	CMR	17 NOV 1990	15.80	15.80	15.80
1262	CARODINE JR Tony	USA	18 JUN 1994	15.79	16.26	15.79
1296	DUBE Dumezweni Dexte	ZIM	27 MAR 1992	14.90	15.62	14.90
863	PABLO Rogil	PHI	2 MAR 1998	14.88	14.88	14.88
288	BAGGE Jannick	DEN	16 JAN 1994	14.72	14.98	14.72
730	TAM Chon Lok	MAC	19 JUL 1996	14.72	14.72	14.72
298	JOHANSEN Martin Brueckne	DEN	3 JAN 1995	14.67	15.06	14.67
732	WAI Seng Cheong	MAC	6 APR 1997	14.62	14.62	14.62
666	ALKHALAF Hussain Abdulla	KSA	11 JUN 1993	14.42	15.30	14.42
846	AL YARABI Salim Saleh Mus	OMA	15 JAN 1994	13.80	13.77	13.80
1288	CHABALA Obrey	ZAM	12 MAY 1997	12.73	12.73	12.73

Total number of entries: 26



ENTRY LIST BY EVENT-FOR MC As of 25 AUG 2017
各項目參賽名單(頒獎典禮用)

CORRECTED
25 AUG 12:34

Bib	Name	NUSF Code	Date of Birth	Season Best	Personal Best	Qualifying Best
874	BUKOWIECKI Konrad	POL	17 MAR 1997	21.51	21.51	21.51
892	SZYSZKOWSKI Jakub Tomasz	POL	21 AUG 1991	20.92	20.92	20.92
923	BELO Francisco	POR	27 MAR 1991	20.85	20.85	20.85
934	GAG Andrei Marius	ROU	27 APR 1991	20.61	21.06	20.61
132	VENANCIO DOURADO Willian Denilso	BRA	6 JAN 1994	20.22	20.22	20.22
104	NICHYPAR Aliaksei	BLR	10 APR 1993	20.20	20.20	20.20
1259	BLAIR Coy Justin	USA	10 JUN 1994	20.14	20.14	20.14
609	IVANOV Ivan	KAZ	3 JAN 1992	20.00	20.51	20.00
1189	OZDEVECI Osman Can	TUR	23 AUG 1995	19.88	19.88	19.88
779	DUROVIC Tomas	MNE	14 FEB 1994	19.85	19.85	19.85
705	BANEVICIUS Sarunas	LTU	20 NOV 1991	19.50	19.63	19.50
970	VAN ROOYEN Jason Jullian	RSA	4 FEB 1997	19.00	19.00	19.00
1264	CORNELIUS Cameron Bailey	USA	13 JAN 1995	18.88	18.88	18.88
202	LOPEZ GONZALEZ Matias Rodrigo	CHI	24 OCT 1990	18.34	18.34	18.34
524	LEVI Itamar	ISR	1 NOV 1991	18.29	18.66	18.29
786	GOETHEER Remco	NED	5 OCT 1992	18.15	18.15	18.15
167	PARKER Sullivan Tate	CAN	11 AUG 1993	18.15	18.15	18.15
333	KOHA Karl	EST	21 NOV 1994	18.08	18.20	18.08
164	MILLMAN Peter Austin	CAN	19 MAR 1994	17.82	17.82	17.82
1141	LIN You-Ting	TPE	5 SEP 1993	17.70	17.70	17.70
327	ESPIN SANCHEZ Eduardo Santiag	ECU	25 JUN 1996	17.59	17.76	17.59
649	JI Hyunwoo	KOR	20 APR 1996	17.25	17.25	17.25
1124	ASHUROV Faridun	TJK	21 JUL 1991	14.07	14.07	14.07

Total number of entries: 23



ENTRY LIST BY EVENT-FOR MC As of 25 AUG 2017

各項目參賽名單(頒獎典禮用)

CORRECTED
25 AUG 12:34

Bib	Name	NUSF Code	Date of Birth	Season Best	Personal Best	Qualifying Best
1266	JAGERS III Reginald Louis	USA	13 AUG 1994	66.22	66.22	66.22
739	SHAMSHUDDIN Muhammad Irfan	MAS	16 AUG 1995	62.54	62.54	62.54
747	COTA CASTRO Mario	MEX	11 SEP 1990	62.53	62.53	62.53
712	POSKA Domantas	LTU	10 JAN 1996	62.47	62.47	62.47
477	SZIKSZAI Robert Tamas	HUN	30 SEP 1994	62.46	63.20	62.46
475	HUSZAK Janos Richard	HUN	5 FEB 1992	62.16	64.89	62.16
420	BRANDT Torben Torsten	GER	19 MAY 1995	62.09	62.09	62.09
923	BELO Francisco	POR	27 MAR 1991	62.01	62.01	62.01
891	STOJ Bartlomiej Pawe	POL	15 MAY 1996	61.38	61.38	61.38
427	KLAUS Maximilian	GER	7 FEB 1996	61.34	61.34	61.34
933	FIRFIRICA Alin Alexandru	ROU	3 NOV 1995	61.17	65.03	61.17
405	THOMPSON Gregory Leigh	GBR	5 MAY 1994	60.28	60.28	60.28
124	DOS REIS Douglas Junior	BRA	9 DEC 1995	59.90	59.90	59.90
292	ELLEGAARD Andreas Hoeyby	DEN	3 APR 1993	56.84	56.84	56.84
524	LEVI Itamar	ISR	1 NOV 1991	56.22	57.28	56.22
653	KIM Donghyuk	KOR	16 OCT 1995	52.72	52.72	52.72
259	MARKOVIC Martin	CRO	13 JAN 1996	52.70	62.40	52.70
970	VAN ROOYEN Jason Jullian	RSA	4 FEB 1997	52.16	52.09	52.16
1124	ASHUROV Faridun	TJK	21 JUL 1991	52.00	52.00	52.00
327	ESPIN SANCHEZ Eduardo Santiag	ECU	25 JUN 1996	50.92	50.92	50.92
1	PHELIPA Joshua Benjamin	AHO	14 JUL 1995	46.25	46.25	46.25
857	CAONG Carlo	PHI	16 JUL 1996	41.03	41.01	41.03

Total number of entries: 22



ENTRY LIST BY EVENT-FOR MC As of 25 AUG 2017

各項目參賽名單(頒獎典禮用)

CORRECTED
25 AUG 12:34

Bib	Name	NUSF Code	Date of Birth	Season Best	Personal Best	Qualifying Best
879	FAJDEK Pawel	POL	4 JUN 1989	83.44	83.93	83.44
474	HALASZ Bence	HUN	4 AUG 1997	78.85	78.85	78.85
743	MARGHIEV Serghei	MDA	6 NOV 1992	78.74	78.74	78.74
103	BAREISHA Pavel	BLR	16 FEB 1991	78.04	78.60	78.04
535	FALLONI Simone	ITA	26 JUL 1999	75.73	75.73	75.73
1183	BALTACI Ozkan	TUR	13 FEB 1994	75.53	75.77	75.53
1233	REHEDA Serhii	UKR	6 FEB 1994	74.42	74.42	74.42
21	GOMEZ Joaquin Gabriel	ARG	14 OCT 1996	72.95	72.95	72.95
428	MIKHAILOV Alexei Vladimir	GER	12 APR 1996	72.69	72.69	72.69
748	DEL REAL GALINDO Diego Alan	MEX	6 MAR 1994	71.96	76.27	71.96
268	POURSANIDIS Alexandros	CYP	23 JAN 1993	71.88	71.88	71.88
957	MAKHETHE Itumelengshepa	RSA	19 FEB 1996	71.28	71.28	71.28
949	FRECHOU Renaldo Rashual	RSA	4 MAR 1992	70.30	70.94	70.30
582	SUMI Kunihiro	JPN	27 FEB 1994	70.05	70.05	70.05
1080	KRUZLIAK Tomas	SVK	9 FEB 1992	69.83	69.94	69.83
245	AGUIRRE VANEGAS Daniel Felipe	COL	13 MAR 1995	64.31	64.31	64.31
499	Taranveer Singh	IND	1 OCT 1996	63.40	63.40	63.40
1147	WU Jhou-Wei	TPE	8 MAR 1995	62.84	62.84	62.84
1125	MUSOEV Abdurauf	TJK	16 FEB 1996	62.19	72.17	62.19
299	MURMANN Taj	DEN	25 MAY 1989	60.61	64.89	60.61

Total number of entries: 20



ENTRY LIST BY EVENT-FOR MC As of 25 AUG 2017
各項目參賽名單(頒獎典禮用)

CORRECTED
25 AUG 12:34

Bib	Name	NUSF Code	Date of Birth	Season Best	Personal Best	Qualifying Best
424	HOFMANN Andreas Emil	GER	16 DEC 1991	88.79	88.79	88.79
1132	CHENG Chao-Tsun	TPE	17 OCT 1993	86.92	86.92	86.92
709	MATUSEVICIUS Edis	LTU	30 JUN 1996	84.78	84.78	84.78
884	KRUKOWSKI Marcin	POL	14 JUN 1992	83.71	83.71	83.71
476	RIVASZ-TOTH Norbert	HUN	6 MAY 1996	83.08	83.08	83.08
1136	HUANG Shih-Feng	TPE	2 MAR 1992	82.57	83.82	82.57
827	LANGTON BURNELL Benjamin James	NZL	7 OCT 1992	82.44	82.44	82.44
742	MARDARE Andrian	MDA	20 JUN 1995	82.38	82.38	82.38
875	CHMIELAK Hubert	POL	19 JUN 1989	80.20	82.58	80.20
1187	ONCEL Emin	TUR	1 MAY 1997	80.20	80.20	80.20
360	PELTOMAEKI Sami Markus	FIN	11 JAN 1991	79.21	80.36	79.21
575	KOMINAMI Takuto	JPN	26 JUL 1995	79.17	79.17	79.17
644	BAE Yuil	KOR	16 JUN 1994	78.21	78.21	78.21
679	GRIVA Janis Svens	LAT	23 APR 1993	77.92	79.36	77.92
950	GROBLER Johannes Jacobu	RSA	6 AUG 1997	77.88	80.59	77.88
50	O'BRIEN Liam James	AUS	13 APR 1996	77.41	77.41	77.41
716	SIMOLIUNAS Skirmantas	LTU	13 MAR 1994	77.10	77.10	77.10
1026	SAMAC Vedran	SRB	22 JAN 1990	76.77	80.90	76.77
54	WHITE William David B	AUS	6 JUN 1994	76.22	76.22	76.22
579	OGURA Kenji	JPN	8 JUN 1995	76.16	76.16	76.16
1044	RANASINGHE R M Sumedha Jag	SRI	10 FEB 1991	75.20	83.04	75.20
850	YASIR Muhammad	PAK	1 MAY 1998	74.00	74.00	74.00
159	KARAKOLIS Evan G	CAN	30 MAR 1994	73.71	79.30	73.71
788	TIMMERMAN Lars	NED	19 APR 1991	72.72	79.59	72.72
160	KRZYSZKOWSKI John	CAN	9 MAR 1994	71.44	71.44	71.44
521	AL-YASARI Karrar Raad Muh	IRQ	26 APR 1991	70.76	70.76	70.76
1211	OKELLO Robert	UGA	4 JAN 1994	60.63	60.63	60.63

Total number of entries: 27



ENTRY LIST BY EVENT-FOR MC As of 25 AUG 2017

各項目參賽名單(頒獎典禮用)

CORRECTED
25 AUG 12:34

Bib	Name	NUSF Code	Date of Birth	Season Best	Personal Best	Qualifying Best
123	DE CARVALHO SANTOS Jefferson	BRA	30 AUG 1995	8187	8187	8187
964	PRETORIUS Fredriech	RSA	4 AUG 1995	8002	8002	8002
274	LUKAS Marek	CZE	16 JUL 1991	7997	7997	7997
399	LANE John Ernest	GBR	29 JAN 1989	7965	7965	7965
102	ANDRALOITS Maksim	BLR	17 JUN 1997	7858	7858	7858
382	LELIEVRE Jeremy	FRA	8 FEB 1991	7818	7911	7818
419	BOLLINGER Marvin Lloyd Ka	GER	7 OCT 1996	7739	7739	7739
357	HASSI Juuso Antero	FIN	4 APR 1993	7591	7734	7591
385	MAUGEIN Maxime	FRA	27 SEP 1992	7586	7801	7586
760	RUIZ LOPEZ Felipe De Jesus	MEX	20 FEB 1995	7535	7535	7535
174	TURNER James	CAN	4 AUG 1993	7451	7776	7451
926	REMEDIOS Samuel	POR	24 FEB 1992	7378	7378	7378
41	CRANSTON Kyle Stuart	AUS	3 SEP 1992	7287	7703	7287
824	BOOTH Aaron James	NZL	12 SEP 1996	7246	7246	7246
681	KREGERS Reinis	LAT	22 JAN 1992	7210	7639	7210
300	NIELSEN Christian Lind	DEN	5 AUG 1991	6963	6963	6963
815	HOLMBERG Henrik Johan Fj	NOR	23 SEP 1989	6786	6786	6786
1143	WANG Cheng-Yuan	TPE	9 OCT 1996	6347	6795	6347

Total number of entries: 18



ENTRY LIST BY EVENT-FOR MC As of 25 AUG 2017
各項目參賽名單(頒獎典禮用)

CORRECTED
25 AUG 12:34

Bib	Name	NUSF Code	Date of Birth	Season Best	Personal Best	Qualifying Best
590	YAMANISHI Toshikazu	JPN	15 FEB 1996	1:19:03	1:19:03	1:19:03
577	NODA Tomohiro	JPN	24 JAN 1996	1:20:04	1:20:04	1:20:04
580	OIKAWA Fumitaka	JPN	5 APR 1995	1:20:45	1:20:45	1:20:45
616	SHEIKO Georgiy	KAZ	24 AUG 1989	1:20:47	1:20:47	1:20:47
209	HAN Jijiang	CHN	20 JUL 1993	1:21:55	1:21:55	1:21:55
1223	GLAVAN Igor	UKR	25 SEP 1990	1:21:59	1:21:59	1:21:59
1222	BANZERUK Ivan	UKR	9 FEB 1990	1:22:40	1:22:40	1:22:40
1225	HRECHKOVSKYI Andrii	UKR	30 AUG 1993	1:22:57	1:22:57	1:22:57
714	SAVELSKIS Marius	LTU	30 JUL 1994	1:23:14	1:23:14	1:23:14
761	SALAZAR ENRIQUEZ Julio Cesar	MEX	8 JUL 1993	1:23:40	1:23:40	1:23:40
221	ZHAO Fujian	CHN	11 OCT 1989	1:23:43	1:23:43	1:23:43
757	PALMA OLIVARES Ever Jair	MEX	18 MAR 1992	1:23:47	1:23:47	1:23:47
377	BORDIER Gabriel	FRA	8 OCT 1997	1:23:50	1:23:50	1:23:50
513	MC MANAMON Cian Michael	IRL	10 NOV 1991	1:24:03	1:24:03	1:24:03
218	YAN Dexiang	CHN	18 JUN 1993	1:24:10	1:23:56	1:24:10
758	PALMA OLIVARES Isaac Antonio	MEX	26 OCT 1990	1:24:11	1:24:11	1:24:11
478	VENYERCSAN Bence Barnabas	HUN	8 JAN 1996	1:25:29	1:25:29	1:25:29
651	JOO Hyunmyeong	KOR	31 MAY 1997	1:25:50	1:25:50	1:25:50
1228	LITANIUK Valerii	UKR	2 APR 1994	1:26:03	1:26:03	1:26:03
645	CHOE Byeong Kwang	KOR	7 APR 1991	1:27:13	1:21:20	1:27:13
1077	CERNY Dominik	SVK	1 NOV 1997	1:27:41	1:27:41	1:27:41
652	KANG Kildong	KOR	12 JUL 1992	1:28:37	1:24:12	1:28:37
1083	URADNIK Miroslav	SVK	24 MAR 1996	1:28:43	1:25:24	1:28:43

Total number of entries: 23



ENTRY LIST BY EVENT-FOR MC As of 25 AUG 2017

各項目參賽名單(頒獎典禮用)

CORRECTED
25 AUG 12:34

Bib	Name	NUSF Code	Date of Birth	Season Best	National Record	Qualifying Best
UNITED STATES of AMERICA		USA		38.34		38.34
1260	BROWN Curtis De'sean		14 MAR 1995			
1263	COLLINS Le Shon Jabre		11 DEC 1993			
1268	LEWIS III John Lee		2 SEP 1996			
1271	WILSON O'shea Leron		27 OCT 1994			
1269	MARTIN Jacarias Terrez		14 JAN 1996			
1267	LATTIN Amere Davion		12 JUL 1997			
BRAZIL		BRA		38.67		38.67
127	GOMES DA SILVA JUNI Aldemir		8 JUN 1992			
131	OLIVEIRA CONSTANTINO Gabriel		9 FEB 1995			
130	NASCIMENTO PARAIZO Jonatha		14 APR 1990			
125	DOS SANTOS Aliffer Junior		18 APR 1997			
JAPAN		JPN		39.07		39.07
585	TADA Shuhei		24 JUN 1996			
586	TANAKA Yusuke		11 JAN 1998			
591	YAMASHITA Jun		23 AUG 1997			
573	KITAGAWA Sho		17 DEC 1995			
578	NOMOTO Shusei		25 OCT 1995			
AUSTRALIA		AUS		39.08		39.08
36	BATE Nicholas Mance		13 MAR 1995			
37	BROWNING Rohan Jackson		31 DEC 1997			
43	GREIG Simon James		7 JUN 1993			
45	HOUGH Nicholas Alexan		20 OCT 1993			
46	JUNG Jin Su		16 NOV 1993			
SWITZERLAND		SUI		39.11		39.11
1058	MANCINI Pascal		18 APR 1989			
1060	MOUTHON Bastien		25 JUL 1994			
1064	WICKI Silvan		13 FEB 1995			
1057	LUTZ Silvan		17 OCT 1990			
1054	BRAND Dany Andreas		23 FEB 1996			
1055	CLIVAZ Florian Pascal		30 SEP 1994			
CHINESE TAIPEI		TPE		39.27		39.27
1133	CHENG Po-Yu		27 APR 1997			
1128	CHEN Chia-Hsun		15 OCT 1991			
1145	WEI Yi-Ching		5 JUL 1998			
1146	WU Erchang		27 MAR 1999			
1148	YANG Chun-Han		1 JAN 1997			
1151	YEH Shou-Po		3 MAR 1999			
THAILAND		THA		39.38		39.38
1101	CHUANGCHAI Bandit		22 JUL 1993			
1108	SATHOENGRAM Jaran		9 FEB 1993			
1104	MEENAPRA Jirapong		11 MAY 1993			
1105	NAMSUWAN Kritsada		9 FEB 1994			
1109	SOWAN Ruttanapon		10 JAN 1994			
1111	VEERAVONGRATANASIRI Nutthapong		3 FEB 1997			



ENTRY LIST BY EVENT-FOR MC As of 25 AUG 2017

各項目參賽名單(頒獎典禮用)

CORRECTED
25 AUG 12:34

Bib	Name	NUSF Code	Date of Birth	Season Best	National Record	Qualifying Best
TRINIDAD and TOBAGO		TTO		39.44		39.44
1178	TELESFORD Dan Neil Javan		9 SEP 1990			
1177	MORAIN Moriba Joseph		8 OCT 1992			
1176	BALLANTYNE Micah Anrian		14 APR 1995			
1175	ALFRED Darren Quaw		28 AUG 1996			
MEXICO		MEX		39.87		39.87
751	GALLEGOS MORENO Heber		13 APR 1992			
745	ALANIS PRIETO Juan Carlos		31 AUG 1994			
756	MORENO LOPEZ Ivan Eduardo		1 JAN 1995			
762	SEPULVEDA FURBER Arturo Bernardo		29 OCT 1996			
759	RAMIREZ RODRIGUEZ Cesar Humberto		21 JAN 1994			
CANADA		CAN		40.15		40.15
161	LINDE James Kenneth		18 AUG 1994			
163	MAKINDE Oluwasegun Vict		6 JUL 1991			
151	AYESU ATTAH Benjamin Kweku		28 APR 1993			
157	GEORGE Nathaniel Keena		7 JAN 1994			
166	MOSELEY Ingvar Mackenzi		24 NOV 1991			
158	KABA Sekou Mohamed		25 AUG 1990			
GHANA		GHA		40.20		40.20
452	KOFITSE Godfred		28 NOV 1997			
455	YEBOAH Emmanuel		10 AUG 1997			
454	OPOKU Stephen Kwame		27 AUG 1996			
451	ARYEE Desmond Ayikwei		24 JAN 1992			
SINGAPORE		SGP		40.34		40.34
994	TAN Zong Yang		11 JUN 1994			
996	YAP Timothee Jin We		5 NOV 1994			
992	KANG Li Loong Calvin		16 APR 1990			
995	TUMADI Khairyll Amri B		4 MAR 1993			
993	KHAN Meng Linn		6 FEB 1990			
SLOVAKIA		SVK		40.62		40.62
1085	VOLKO Jan		2 NOV 1996			
1081	MATUS Jakub		1 FEB 1996			
1084	VESZELKA Tomas		9 JUL 1995			
1082	TURCANI Roman		28 MAR 1990			
1078	DANAC Denis		6 MAY 1993			
1076	BUJNA Simon		27 DEC 1995			
REPUBLIC of KOREA		KOR		40.71		40.71
657	LEE Jiwoo		24 OCT 1995			
654	KIM Gyeongtae		20 MAR 1997			
656	KO Seunghwan		14 NOV 1997			
648	HWANG Hyeonu		30 JUN 1994			
SAUDI ARABIA		KSA		41.58		41.58
672	ALQURAYA Abdulsalam Sale		3 JUN 1997			
674	ALSHUQAYFI Abdullah Mohamm		26 OCT 1990			
667	ALMOSELEM Saleh Hussain H		23 NOV 1993			
666	ALKHALAF Hussain Abdulla		11 JUN 1993			
671	ALONAYZAN Hassan Abdulla		14 MAY 1998			
665	ALKAYYADI Hassan Baalghay		1 AUG 1994			



ENTRY LIST BY EVENT-FOR MC As of 25 AUG 2017

各項目參賽名單(頒獎典禮用)

CORRECTED
25 AUG 12:34

Bib	Name	NUSF Code	Date of Birth	Season Best	National Record	Qualifying Best
SRI LANKA		SRI		42.59		42.59
1039	KOTTAHACHCHI Kavindu Araliya		20 APR 1994			
1042	NILAWEEERA Akhila Imantha		6 DEC 1995			
1036	GALOLU KANKANAMALAGE Danushka S. P.		15 APR 1994			
1033	AGALAKADA ARACHCHIG Samith Lakmal		16 FEB 1996			
1040	KULARATHNA Godayalage Ruwa		24 MAY 1991			
ALGERIA		ALG				
5	ABDENOUIZ Ramzi		23 MAY 1993			
7	BEKAR Mohamed Islem		1 AUG 1993			
8	BELBACHIR Mohamed		11 JAN 1994			
9	BOUKMOUCHE Saber		20 APR 1992			
6	ATHMANI Skander Djamil		21 JUN 1992			
14	LAHOULOU Abdelmalik		7 MAY 1992			
ARGENTINA		ARG				
20	CARACASSIS Jorge Oscar		27 OCT 1994			
25	RUGGERI Guillermo Manue		26 MAR 1992			
24	RODRIGUEZ BALDIVIEZ Jaime		18 JUL 1992			
23	ROBLEDO Matias Exequiel		17 MAY 1990			
22	LAYOY Carlos Daniel		26 FEB 1991			
21	GOMEZ Joaquin Gabriel		14 OCT 1996			
BOTSWANA		BOT				
112	SEBELE Ditiro Kago		27 OCT 1993			
113	THWANYANE Rebeilwe Saviou		27 JUL 1993			
111	MOSABATA Samuel Treasure		25 AUG 1989			
110	MESHACK Clifton Kagisa		27 DEC 1996			
FINLAND		FIN				
363	RANTALA Eetu Werner		5 JUN 1993			
359	MYLLYMAEKI Ville Veikko Va		15 JAN 1990			
364	SAMUELSSON Samuli Kalevi		23 JUN 1995			
361	PULLI Kristian Henri		2 SEP 1994			
358	MOEROE Santtu Oskari		31 JAN 1993			
NIGERIA		NGR				
799	HARRY Chukwudike Harr		9 JAN 1994			
804	UGWUOKE Mellitus Okechu		27 FEB 1996			
803	OWOEYE Gbolahan		4 JUL 1997			
797	AKINKUOWO Ayodeji Oluwato		16 SEP 1998			
POLAND		POL				
872	ADAMSKI Przemyslaw		27 DEC 1996			
895	ZIMNIEWICZ Grzegorz Piotr		13 OCT 1991			
889	SLOWIKOWSKI Przemyslaw Stef		20 NOV 1993			
893	ZACZEK Artur		28 FEB 1989			
886	MITKA Piotr Kacper		22 AUG 1994			
880	HAMPEL Eryk Pawel		3 DEC 1997			
SLOVENIA		SLO				
1006	KRAMBERGER Jan		7 FEB 1995			
1003	HRIBARSEK Peter		17 NOV 1992			
1008	VRHUNEC Enej		1 OCT 1996			



ENTRY LIST BY EVENT-FOR MC As of 25 AUG 2017
各項目參賽名單(頒獎典禮用)

CORRECTED
25 AUG 12:34

Bib	Name	NUSF Code	Date of Birth	Season Best	National Record	Qualifying Best
SOUTH AFRICA		RSA				
966	ROTO Thando		26 SEP 1995			
967	TITI Ncincilli		15 DEC 1993			
959	MKATINI Lebone Junior M		4 JAN 1990			
954	LEFETE Tshepo		2 FEB 1992			
956	MAARTENS Joachim Hendrik		24 MAY 1996			

Total number of entries: 24



ENTRY LIST BY EVENT-FOR MC As of 25 AUG 2017

各項目參賽名單(頒獎典禮用)

CORRECTED
25 AUG 12:34

Bib	Name	NUSF Code	Date of Birth	Season Best	National Record	Qualifying Best
SRI LANKA		SRI		50.75		50.75
1045	WIJESUNDARA MUDIYANSELAGE Sachithra		3 AUG 1993			
1035	DISANAYAKA MUDIYANSELAGE Chalaka U.		28 MAR 1993			
1043	OLIDURAGE Ishan Lahiru Ar		16 APR 1995			
1037	GAMMAHELAGE Vishvajith Uday		12 NOV 1990			
1034	ATHAWUDA W. R. Gayashan		4 MAR 1993			
JAMAICA		JAM		2:59.03		2:59.03
554	GLAVE Daniel		20 APR 1996			
556	ROSE Jamari		10 AUG 1995			
553	GAYE Demish Denvo		20 JAN 1993			
551	CLARKE Andre		6 JUN 1992			
558	TRACEY Tyquendo		10 JUN 1993			
UNITED STATES of AMERICA		USA		3:04.38		3:04.38
1270	MONTGOMERY Kahmari Rodney		16 AUG 1997			
1260	BROWN Curtis De'sean		14 MAR 1995			
1267	LATTIN Amere Davion		12 JUL 1997			
1299	CLARKE Jordan Shaquill		17 FEB 1994			
1263	COLLINS Le Shon Jabre		11 DEC 1993			
1261	BURRELL Cameron Malik		11 SEP 1994			
THAILAND		THA		3:06.48		3:06.48
1100	CHAMSRI Apisit		21 NOV 1994			
1107	PLEENARAM Jirayu		9 FEB 1996			
1106	PHOSRI Vitsanu		25 MAY 1998			
1103	KONGKRAPHAN Nattapong		29 MAY 1998			
1110	SUKKAEW Kunanon		30 SEP 1994			
1102	KHANOM Nattapong		24 JUN 1994			
CHINESE TAIPEI		TPE		3:07.29		3:07.29
1144	WANG Wei-Hsu		12 OCT 1996			
1152	YU Chen-Yi		30 DEC 1996			
1137	LAI Kuan-Yu		10 SEP 1998			
1129	CHEN Chieh		8 MAY 1992			
1149	YANG Lung-Hsiang		13 SEP 1996			
1153	YU Chia-Hsuan		22 JAN 1995			
CANADA		CAN		3:08.78		3:08.78
151	AYESU ATTAH Benjamin Kweku		28 APR 1993			
157	GEORGE Nathaniel Keena		7 JAN 1994			
162	MAC NEILL Gregory Scott W		15 APR 1992			
163	MAKINDE Oluwasegun Vict		6 JUL 1991			
161	LINDE James Kenneth		18 AUG 1994			
SWITZERLAND		SUI		3:09.18		3:09.18
1060	MOUTHON Bastien		25 JUL 1994			
1057	LUTZ Silvan		17 OCT 1990			
1064	WICKI Silvan		13 FEB 1995			
1054	BRAND Dany Andreas		23 FEB 1996			
1053	ANGELELLA Daniele Ademore		12 MAR 1991			
1059	MFOMKPA Alain Herve		4 JUN 1996			



ENTRY LIST BY EVENT-FOR MC As of 25 AUG 2017

各項目參賽名單(頒獎典禮用)

CORRECTED
25 AUG 12:34

Bib	Name	NUSF Code	Date of Birth	Season Best	National Record	Qualifying Best
INDIA		IND		3:10.82		3:10.82
492	JACOB Amoj		2 MAY 1998			
494	MALIK Pankaj		3 JUL 1998			
497	Ravinder		5 JUL 1997			
495	MOHAN Gokulakannan		16 OCT 1995			
498	TADVI Kisan Narshi		10 JAN 1998			
496	PATEL Ranjeet Kumar		17 DEC 1993			
MALAYSIA		MAS		3:11.32		3:11.32
734	ARON Anchois		11 MAR 1993			
736	KWONG Kar Jun		24 APR 1995			
735	KIMLEH Mohd Firdaus		11 JAN 1995			
740	SUBRAMANIAM Kannathasan		10 APR 1991			
741	YASMIN Muhammad Aqil		28 OCT 1997			
737	MAZALAN Muhamad Firdaus		17 JAN 1993			
AUSTRALIA		AUS		3:12.16		3:12.16
38	BURNS Taylor		14 JAN 1996			
49	MOWEN Daniel Thomas P		7 APR 1997			
52	ROBINSON Tristan Marc		29 OCT 1994			
53	ROUBIN Harrison John		23 OCT 1995			
41	CRANSTON Kyle Stuart		3 SEP 1992			
47	KNUCKEY Stephen Joseph		3 NOV 1994			
BRAZIL		BRA		3:12.64		3:12.64
120	CEZARIO ABRAO Cleiton		8 SEP 1989			
127	GOMES DA SILVA JUNI Aldemir		8 JUN 1992			
128	LANGOWSKI TEREZAN Artur		8 MAY 1991			
121	DA PALMA JUNIOR Pedro Roberto		11 JAN 1996			
131	OLIVEIRA CONSTANTINO Gabriel		9 FEB 1995			
DENMARK		DEN		3:13.14		3:13.14
295	HARTLING Johan Nicolai T		17 JAN 1994			
290	CLAUSEN Christian Sand		4 AUG 1996			
297	JENSEN Rasmus		17 SEP 1995			
298	JOHANSEN Martin Brueckne		3 JAN 1995			
304	STROEM Emil Kaare		26 FEB 1993			
293	FÜRSTENBERG Frederik		13 JUL 1993			
REPUBLIC of KOREA		KOR		3:14.21		3:14.21
657	LEE Jiwoo		24 OCT 1995			
654	KIM Gyeongtae		20 MAR 1997			
656	KO Seunghwan		14 NOV 1997			
648	HWANG Hyeonu		30 JUN 1994			
ZAMBIA		ZAM		3:16.85		3:16.85
1290	SHIMUKOWA Charles		21 JAN 1995			
1291	SILWIMBA Edgar		6 SEP 1994			
1288	CHABALA Obrey		12 MAY 1997			
1289	KAMBIAMBIA Andrew		8 JUL 1994			
1292	SIYOTO Siyambango		28 AUG 1996			



ENTRY LIST BY EVENT-FOR MC As of 25 AUG 2017

各項目參賽名單(頒獎典禮用)

CORRECTED
25 AUG 12:34

Bib	Name	NUSF Code	Date of Birth	Season Best	National Record	Qualifying Best
SAUDI ARABIA		KSA		3:28.50		3:28.50
675	BALI Musaad Ahmed H		10 SEP 1994			
676	MASRAHI Mazen Ahmed M		22 MAY 1996			
673	ALSHALATI Mohammed Taleb		9 DEC 1998			
669	ALMUYIDI Ahmed Amer I		4 DEC 1997			
670	ALMUYIDI Khalid Ali Y		17 JAN 1996			
1300	MAHNASHI Mohammed					
CZECH REPUBLIC		CZE				
275	MUELLER Vit		31 AUG 1996			
272	JURANEK Martin		13 MAR 1991			
279	TESAR Jan		26 MAR 1990			
277	SNEJDR Filip		16 APR 1995			
DOMINICAN REPUBLIC		DOM				
1303	CHARLES MEN Andito		30 AUG 1994			
1304	DÍAZ OROZCO Kendris Eliezer		3 JAN 1994			
321	SANTOS AQUINO Luguelin Miguel		12 NOV 1992			
320	SANTOS AQUINO Juander		7 MAY 1995			
319	CHARLES Luis Enrique		3 DEC 1998			
KAZAKHSTAN		KAZ				
617	SOKOLOV Andrey		21 JAN 1995			
610	KOBLOV Dmitriy		30 NOV 1992			
611	KONDRATYEV Igor		23 JAN 1991			
614	LITVIN Mikhail		5 JAN 1996			
POLAND		POL				
887	OMELKO Rafal Konrad		16 JAN 1989			
878	DUSZYNSKI Kajetan Patryk		12 MAY 1995			
1308	PIETRZAK Michal Waldemar		3 APR 1989			
1305	JAROS Andrzej Dominik		19 JUL 1990			
1306	KOWALUK Dariusz		16 APR 1996			
877	DOBEK Patryk		13 FEB 1994			
SOUTH AFRICA		RSA				
965	PRETORIUS Johanneslodewic		26 JAN 1994			
951	HAMMAN Leroux		6 JAN 1992			
963	NENE Zakithi Busani		2 APR 1998			
969	VAN RENSBURG Rynardt		23 MAR 1992			
968	UYS Hendrik Jacobus		4 JUN 1992			
956	MAARTENS Joachim Hendrik		24 MAY 1996			

Total number of entries: 20



TAIPEI STADIUM
臺北田徑場

TAIPEI 2017 SAT 周六
29th SUMMER UNIVERSIADE 26 AUG 2017
9:00

ATHLETICS
田徑

MEN'S TEAM 20KM WALK
男子團體20公里競走



ENTRY LIST BY EVENT-FOR MC As of 25 AUG 2017
各項目參賽名單(頒獎典禮用)

CORRECTED
25 AUG 12:34

Bib	Name	NUSF Code	Date of Birth	Season Best	Personal Best	Qualifying Best
	JAPAN	JPN				
	MEXICO	MEX				
	PEOPLE'S REPUBLIC of CHINA	CHN				
	REPUBLIC of KOREA	KOR				
	UKRAINE	UKR				

Total number of entries: 5





TAIPEI STADIUM
臺北田徑場

TAIPEI 2017 SUN 周日
29th SUMMER UNIVERSIADE 27 AUG 2017
7:15

ATHLETICS
田徑

MEN'S TEAM HALF MARATHON
男子團體半程馬拉松




ENTRY LIST BY EVENT-FOR MC As of 25 AUG 2017
各項目參賽名單(頒獎典禮用)

CORRECTED
25 AUG 12:34

Bib	Name	NUSF Code	Date of Birth	Season Best	Personal Best	Qualifying Best
	CHINESE TAIPEI	TPE				
	JAPAN	JPN				
	MONGOLIA	MGL				
	PEOPLE'S REPUBLIC of CHINA	CHN				
	REPUBLIC of KOREA	KOR				
	SOUTH AFRICA	RSA				
	TURKEY	TUR				
	UGANDA	UGA				

Total number of entries: 8





ENTRY LIST BY EVENT-FOR MC As of 25 AUG 2017
各項目參賽名單(頒獎典禮用)

CORRECTED
25 AUG 12:34

Bib	Name	NUSF Code	Date of Birth	Season Best	Personal Best	Qualifying Best
559	FORBES Shashalee	JAM	10 MAY 1996	11.10	11.10	11.10
442	MAYER Sina	GER	10 APR 1995	11.25	11.25	11.25
1070	KORA JOSEPH Salome Kpayero	SUI	8 JUN 1994	11.27	11.27	11.27
847	AL HAMIMI Aina Suroor Sai	OMA	11 FEB 1995	11.30	11.25	11.30
501	CHAND Dutee	IND	3 FEB 1996	11.30	11.25	11.30
549	SIRAGUSA Irene	ITA	23 JUN 1993	11.32	11.32	11.32
629	ZYABKINA Viktoriya	KAZ	4 SEP 1992	11.33	11.15	11.33
626	SAFRONOVA Olga	KAZ	5 NOV 1991	11.37	11.09	11.37
544	BONGIORNI Anna	ITA	15 SEP 1999	11.39	11.39	11.39
409	HUMPHREYS Corinne Dawn	GBR	7 NOV 1991	11.39	11.39	11.39
920	ZAGAJEWSKA Karolina Monika	POL	5 APR 1993	11.41	11.41	11.41
1067	DEL PONTE Ajla	SUI	15 JUL 1996	11.42	11.33	11.42
898	CIBA Kamila Magdalen	POL	29 MAR 1995	11.45	11.62	11.45
811	OSUJI Stephanie Nwann	NGR	6 JAN 1997	11.50	11.50	11.50
285	PROCHAZKOVA Barbora	CZE	13 DEC 1991	11.50	11.50	11.50
82	KLEISER Viola	AUT	13 NOV 1990	11.51	11.51	11.51
599	MAEYAMA Miyu	JPN	21 FEB 1996	11.51	11.51	11.51
1284	SMITH Sierra Jade	USA	22 OCT 1997	11.52	11.52	11.52
1087	BEZEKOVA Alexandra	SVK	13 AUG 1992	11.53	11.50	11.53
1027	BARJAKTAROVIC Zorana	SRB	2 MAR 1996	11.53	11.53	11.53
986	THOMAS Tamzin	RSA	6 OCT 1997	11.53	11.56	11.53
832	HOBBS Zoe Charlotte	NZL	11 SEP 1997	11.57	11.53	11.57
311	KRAMER Mathilde Uldall	DEN	15 MAR 1993	11.59	11.59	11.59
240	ABESSOLO BIVINA Germaine Emelin	CMR	9 MAY 1990	11.60	11.60	11.60
519	WHELAN Niamh Annette	IRL	26 JUL 1990	11.63	11.63	11.63
1287	HA Thi Thu	VIE	29 JUL 1997	11.63	12.32	11.63
197	WALKEDEN Leah Janine	CAN	10 FEB 1993	11.65	11.64	11.65
117	SEBELE Tsaone Bakani	BOT	27 OCT 1993	11.68	11.48	11.68
199	WESTNEY Jellisa S	CAN	6 OCT 1993	11.68	11.48	11.68
1163	HU Chia-Chen	TPE	28 MAR 1997	11.70	11.70	11.70
767	FLORES HERNANDEZ Iza Daniela	MEX	6 MAY 1994	11.71	11.70	11.71
596	IKI Ichiko	JPN	7 MAY 1997	11.73	11.66	11.73
354	VORO Oilme	EST	2 JAN 1996	11.81	11.81	11.81
1029	SIMIC Nikoleta	SRB	19 NOV 1996	11.82	11.82	11.82
1218	AYIKORU Scovia	UGA	14 JAN 1994	11.84	11.84	11.84
306	GLENNER-FRANDSEN Astrid	DEN	11 APR 1993	11.98	11.98	11.98
322	DE AZA HENRRY Estrella Nicole	DOM	3 DEC 1996	12.01	12.01	12.01
685	AUZINA Anna Paula	LAT	14 FEB 1996	12.02	12.02	12.02
469	LAM On Ki	HKG	20 APR 1992	12.05	11.90	12.05
149	NDARATA Prestige	CAF	23 NOV 1997	12.06	12.06	12.06
115	MOLAPISI Ontiretse	BOT	18 JAN 1995	12.07	12.07	12.07
348	SUUMANN Diana	EST	5 JUL 1992	12.10	11.89	12.10
1221	UNYUTHFUA Mary Zawadi	UGA	3 FEB 1993	12.12	12.00	12.12
456	ASIBUO Sandra Konadu	GHA	7 DEC 1997	12.14	11.84	12.14
325	RODRÍGUEZ JIMÉNEZ Kiara Miguelina	DOM	23 DEC 1992	12.17	12.17	12.17
459	MENSAH Janet	GHA	25 JUN 1998	12.18	12.20	12.18
1048	HENRY HENDERSON Nadeeshani	SRI	11 AUG 1993	12.19	12.19	12.19
1049	JAYALATH Kurugamage Mahe	SRI	11 DEC 1993	12.23	12.23	12.23



ENTRY LIST BY EVENT-FOR MC As of 25 AUG 2017

各項目參賽名單(頒獎典禮用)

CORRECTED
25 AUG 12:34

Bib	Name	NUSF Code	Date of Birth	Season Best	Personal Best	Qualifying Best
1011	KODRIC Aneja	SLO	13 JAN 1993	12.24	12.05	12.24
490	ALISJAHBANA Irene	INA	4 NOV 1995	12.27	12.09	12.27
686	CEIKO Inguna	LAT	1 OCT 1994	12.33	12.30	12.33
4	URSHINI Iveta	ALB	28 JAN 1998	12.33	12.33	12.33
869	MALONZO Jeremiah Angela	PHI	10 OCT 1996	12.53	12.21	12.53
638	AMUTAVI Laventa Luvandw	KEN	23 FEB 1996	12.67	12.67	12.67
814	HAMIDOU SANI Ramata	NIG	7 APR 1993	12.80	12.80	12.80
1097	VILAKATI Nolwazi Knowledge	SWZ	28 SEP 1996	13.00	13.00	13.00
1294	KAKWASHA Wabalyao	ZAM	25 MAY 1997	13.29	13.29	13.29
1099	MAHAMUDU Happy Twaha	TAN	22 JUN 1992	13.40	13.40	13.40
417	AKIEME MAYE Maria Jimena Ad	GEQ	23 AUG 1990	13.45	13.42	13.45

Total number of entries: 59



ENTRY LIST BY EVENT-FOR MC As of 25 AUG 2017

各項目參賽名單(頒獎典禮用)

CORRECTED
25 AUG 12:34

Bib	Name	NUSF Code	Date of Birth	Season Best	Personal Best	Qualifying Best
629	ZYABKINA Viktoriya	KAZ	4 SEP 1992	22.81	22.66	22.81
549	SIRAGUSA Irene	ITA	23 JUN 1993	23.00	23.00	23.00
626	SAFRONOVA Olga	KAZ	5 NOV 1991	23.11	22.95	23.11
1069	HALBHEER Cornelia	SUI	16 AUG 1992	23.16	23.16	23.16
284	PIRKOVA Marcela	CZE	25 JAN 1996	23.30	23.30	23.30
515	HEALY Phil	IRL	19 NOV 1994	23.32	23.32	23.32
767	FLORES HERNANDEZ Iza Daniela	MEX	6 MAY 1994	23.34	23.24	23.34
1285	WILLIAMS Tori Monique	USA	14 DEC 1994	23.34	23.34	23.34
544	BONGIORNI Anna	ITA	15 SEP 1999	23.35	23.35	23.35
285	PROCHAZKOVA Barbora	CZE	13 DEC 1991	23.37	23.37	23.37
763	AGUILLON RAMOS Dania Amaris	MEX	14 FEB 1996	23.38	23.38	23.38
91	BOLINGO MBONGO Cynthia	BEL	12 JAN 1993	23.41	23.11	23.41
986	THOMAS Tamzin	RSA	6 OCT 1997	23.43	23.43	23.43
1087	BEZEKOVA Alexandra	SVK	13 AUG 1992	23.44	23.44	23.44
901	FORKASIEWICZ Agata Beata	POL	13 JAN 1994	23.45	23.45	23.45
619	GOLENDOVA Svetlana	KAZ	25 JUL 1993	23.48		23.48
691	LATISEVA CUDARE Gunta	LAT	9 MAR 1995	23.50	23.50	23.50
324	PAULINO Marileidy	DOM	25 OCT 1996	23.58	23.58	23.58
371	KORTETMAA Anniina Olivia	FIN	9 JAN 1995	23.62	23.62	23.62
208	JIMENEZ IBACACHE Isidora Andrea	CHI	10 AUG 1993	23.64	22.95	23.64
185	MAXWELL Nyoka Shondy Pe	CAN	7 APR 1997	23.64	23.64	23.64
82	KLEISER Viola	AUT	13 NOV 1990	23.66	23.66	23.66
601	NAKAMURA Mizuki	JPN	22 MAR 1996	23.66	23.66	23.66
908	KOLDEJ Malgorzata Barb	POL	12 NOV 1990	23.69	23.69	23.69
323	MEDINA VENTURA Anabel	DOM	15 DEC 1996	23.69	23.69	23.69
1220	SHIDA Leni	UGA	22 MAY 1994	23.71	23.71	23.71
638	AMUTAVI Laventa Luvandw	KEN	23 FEB 1996	23.80	23.70	23.80
832	HOBBS Zoe Charlotte	NZL	11 SEP 1997	23.85	23.85	23.85
117	SEBELE Tsaone Bakani	BOT	27 OCT 1993	23.86	23.70	23.86
1030	SIRMIC Katarina	SRB	28 APR 1991	23.93	23.93	23.93
354	VORO Oilme	EST	2 JAN 1996	24.00	24.00	24.00
1172	SYU Yong-Jie	TPE	7 OCT 1992	24.01	23.82	24.01
604	TAKEUCHI Sayaka	JPN	18 JUL 1995	24.01	24.01	24.01
31	MARTINEZ Noelia Anahi	ARG	20 JAN 1996	24.18	24.18	24.18
264	POKOS Lucija	CRO	22 JAN 1994	24.22	23.53	24.22
115	MOLAPISI Ontiretse	BOT	18 JAN 1995	24.24	24.24	24.24
1218	AYIKORU Scovia	UGA	14 JAN 1994	24.27	24.27	24.27
311	KRAMER Mathilde Uldall	DEN	15 MAR 1993	24.41	24.41	24.41
306	GLENNER-FRANDSEN Astrid	DEN	11 APR 1993	24.57	24.57	24.57
685	AUZINA Anna Paula	LAT	14 FEB 1996	24.69	24.42	24.69
847	AL HAMIMI Aina Suroor Sai	OMA	11 FEB 1995	25.03	24.00	25.03
459	MENSAH Janet	GHA	25 JUN 1998	25.1-	25.00	25.1-
868	JANARIO Karen	PHI	7 APR 1999	25.13	25.13	25.13
869	MALONZO Jeremiah Angela	PHI	10 OCT 1996	25.31	25.31	25.31
1011	KODRIC Aneja	SLO	13 JAN 1993	25.32	24.52	25.32
778	ISLJAMI Drita	MKD	1 AUG 1996	25.39	25.39	25.39
1048	HENRY HENDERSON Nadeeshani	SRI	11 AUG 1993	26.04	24.09	26.04
1097	VILAKATI Nolwazi Knowledge	SWZ	28 SEP 1996	27.50	27.50	27.50



ENTRY LIST BY EVENT-FOR MC As of 25 AUG 2017
各項目參賽名單(頒獎典禮用)

CORRECTED
25 AUG 12:34

Bib	Name	NUSF Code	Date of Birth	Season Best	Personal Best	Qualifying Best
240	ABESSOLO BIVINA Germaine Emelin	CMR	9 MAY 1990			
1293	CHITOSHI Musonda	ZAM	30 NOV 1993			
1287	HA Thi Thu	VIE	29 JUL 1997			
1294	KAKWASHA Wabalyao	ZAM	25 MAY 1997			
1099	MAHAMUDU Happy Twaha	TAN	22 JUN 1992			
149	NDARATA Prestige	CAF	23 NOV 1997			

Total number of entries: 54



ENTRY LIST BY EVENT-FOR MC As of 25 AUG 2017

各項目參賽名單(頒獎典禮用)

CORRECTED
25 AUG 12:34

Bib	Name	NUSF Code	Date of Birth	Season Best	Personal Best	Qualifying Best
905	HOLUB Malgorzata Nata	POL	30 OCT 1992	51.01	51.01	51.01
897	BAUMGART Iga	POL	11 APR 1989	51.50	51.50	51.50
943	RAZOR Bianca Denisa	ROU	8 AUG 1994	51.64	50.37	51.64
1236	BRYZGINA Anastasiia	UKR	9 JAN 1998	51.89	51.89	51.89
928	AZEVEDO Catia	POR	9 MAR 1994	51.90	51.63	51.90
194	STIVERNE Aiyanna Brigitt	CAN	20 FEB 1995	52.00	52.00	52.00
562	LONEY Dawnalee Ann Ma	JAM	15 MAY 1996	52.05	52.05	52.05
190	POWELL Micha	CAN	12 JAN 1995	52.15	51.97	52.15
1243	KLYMIUK Kateryna	UKR	2 JUN 1995	52.25	52.25	52.25
1001	BARRIE Margaret Veness	SLE	29 MAY 1996	52.27	52.27	52.27
980	PALFRAMAN Justine	RSA	4 NOV 1993	52.30	51.27	52.30
1220	SHIDA Leni	UGA	22 MAY 1994	52.51	52.51	52.51
940	GAL Camelia Florina	ROU	18 OCT 1992	52.68	52.68	52.68
1074	ZIMMERMANN Vanessa	SUI	11 JUN 1990	52.89	52.89	52.89
764	BRITO OSORIO Natali	MEX	21 OCT 1989	53.00	53.00	53.00
722	MISIUNAITE Eva	LTU	4 DEC 1991	53.06	53.06	53.06
771	MORAN ERREJON Paola	MEX	25 FEB 1997	53.39	53.39	53.39
621	MIKHINA Eiina	KAZ	16 JUL 1994	53.60	52.09	53.60
1278	HAWKINS Birexus Janae	USA	18 JUL 1998	53.64	53.64	53.64
251	CHAVEZ VALENCIA Eliana	COL	28 DEC 1997	54.09	54.09	54.09
848	AL MALKI Muzna Saleh Ham	OMA	25 NOV 1995	54.23	57.23	54.23
31	MARTINEZ Noelia Anahi	ARG	20 JAN 1996	54.29	54.29	54.29
261	DUDEK Kristina	CRO	5 APR 1994	54.41	53.59	54.41
503	CHAUDHARY Twinkle	IND	17 OCT 1995	54.48	54.48	54.48
1277	HARDNETT Kelli Nichole	USA	31 MAY 1994	54.49	54.05	54.49
457	BRAIMAH Hajuaha	GHA	4 APR 1997	54.80	54.50	54.80
344	MEIER Helin	EST	20 APR 1992	55.86	55.85	55.86
1022	ZUPANIC Tamara	SLO	8 SEP 1993	56.54	56.00	56.54
870	OBANON Jingky	PHI	5 DEC 1995	57.01	56.01	57.01
640	NYAMASYO Alfin Wanzila	KEN	20 OCT 1992	57.03	57.03	57.03
1293	CHITOSHI Musonda	ZAM	30 NOV 1993	59.89	58.65	59.89
1052	RATHNAYAKA MUDIYANSELAGE Siwanthi	SRI	2 MAR 1994	59.93	57.20	59.93
116	MONWA Amantle Hazel	BOT	10 AUG 1996			

Total number of entries: 33



ENTRY LIST BY EVENT-FOR MC As of 25 AUG 2017

各項目參賽名單(頒獎典禮用)

CORRECTED
25 AUG 12:34

Bib	Name	NUSF Code	Date of Birth	Season Best	Personal Best	Qualifying Best
1248	LIAKHOVA Olga	UKR	18 MAR 1992	1:58.32	1:58.32	1:58.32
414	TRACEY Adelle Roshumba	GBR	27 MAY 1993	2:00.34	2:00.04	2:00.34
63	GRIFFITH Georgia Helen	AUS	5 DEC 1996	2:00.90	2:00.90	2:00.90
266	ALMANZA BLANCO Rose Mary	CUB	13 JUL 1992	2:01.05	1:57.70	2:01.05
437	HERING Christina Annik	GER	9 OCT 1994	2:01.31	2:01.31	2:01.31
269	EVANGELIDOU Natalia	CYP	10 MAR 1991	2:02.14	2:02.10	2:02.14
729	MATHIAS Charline Kyra C	LUX	23 MAY 1992	2:02.29	2:01.30	2:02.29
806	EGBENIYI Abike Funmilola	NGR	23 OCT 1994	2:02.34	2:02.34	2:02.34
483	KERI Bianka	HUN	19 APR 1994	2:02.39	2:02.39	2:02.39
198	WESTAWAY Jenna Rae Eilee	CAN	19 JUN 1994	2:02.78	2:01.89	2:02.78
541	BALDESSARI Irene	ITA	21 JAN 1993	2:02.79	2:02.79	2:02.79
1216	AJOK Docus	UGA	12 JUL 1994	2:02.90	2:02.90	2:02.90
1002	KAMARA Mariama Ngaima	SLE	22 MAR 1995	2:02.99	2:02.99	2:02.99
175	AUBRY Rachel	CAN	18 MAY 1990	2:03.25	2:01.56	2:03.25
913	MIKIEWICZ-LAPINSKA Paulina	POL	13 JUL 1992	2:03.30	2:03.30	2:03.30
719	ELENSKA Monika	LTU	17 FEB 1996	2:04.00	2:04.00	2:04.00
1031	TERZIC Amela	SRB	2 JAN 1993	2:04.30	1:59.90	2:04.30
977	NICE Anuscha	RSA	26 AUG 1991	2:05.00	2:03.65	2:05.00
18	HADDAR Dihia	ALG	29 APR 1995	2:05.45	2:05.45	2:05.45
19	LARIBI Faten	ALG	29 MAR 1998	2:07.23	2:07.23	2:07.23
1217	AMURON Agnes Harriet	UGA	28 DEC 1993	2:09.08	2:09.08	2:09.08
345	NEVOLIHIN Kelly	EST	15 NOV 1992	2:09.20	2:08.55	2:09.20
822	MATHISEN Julie Froeslev	NOR	21 MAY 1993	2:09.20	2:09.20	2:09.20
704	SELLO Tsepang	LES	23 FEB 1997	2:09.22	2:09.22	2:09.22
315	OLSEN Dagmar Faester	DEN	16 JUL 1994	2:09.66	2:07.65	2:09.66
310	JØRGENSEN Louise Würtz	DEN	22 APR 1991	2:10.61	2:10.44	2:10.61
1010	KAVKA Eva	SLO	14 OCT 1993	2:15.72	2:14.59	2:15.72
871	PAMATIAN Louielyn	PHI	14 JAN 1997	2:17.50	2:13.97	2:17.50
1295	MASEKA Bertha	ZAM	6 SEP 1995			

Total number of entries: 29



ENTRY LIST BY EVENT-FOR MC As of 25 AUG 2017

各項目參賽名單(頒獎典禮用)

CORRECTED
25 AUG 12:34

Bib	Name	NUSF Code	Date of Birth	Season Best	Personal Best	Qualifying Best
408	COURTNEY Melissa Jayne	GBR	30 AUG 1993	4:06.00	4:06.00	4:06.00
1031	TERZIC Amela	SRB	2 JAN 1993	4:06.29	4:04.77	4:06.29
939	BOBOCEA Claudia Mihaela	ROU	11 JUN 1992	4:08.16	4:06.33	4:08.16
445	SUJEW Diana	GER	2 NOV 1990	4:08.28	4:08.28	4:08.28
902	GALANT Martyna Anna	POL	26 JAN 1995	4:08.81	4:08.81	4:08.81
200	YEE Regan Leanne Ga	CAN	4 JUL 1995	4:09.29	4:09.29	4:09.29
283	MAKI Kristiina	CZE	22 SEP 1991	4:09.59	4:08.68	4:09.59
184	MACPHERSON Sarah	CAN	8 MAY 1991	4:09.90	4:09.90	4:09.90
269	EVANGELIDOU Natalia	CYP	10 MAR 1991	4:11.34	4:11.28	4:11.34
729	MATHIAS Charline Kyra C	LUX	23 MAY 1992	4:12.57	4:12.57	4:12.57
137	FERREIRA DA SILVA July	BRA	27 OCT 1994	4:14.30	4:14.30	4:14.30
1066	BARMET Stefanie Christ	SUI	29 FEB 1992	4:14.95	4:14.95	4:14.95
728	HOFFMANN Vera Marie	LUX	2 NOV 1996	4:17.06	4:17.06	4:17.06
977	NICE Anuscha	RSA	26 AUG 1991	4:18.00	4:18.00	4:18.00
1216	AJOK Docus	UGA	12 JUL 1994	4:23.10	4:23.10	4:23.10
312	LARSEN Maria	DEN	11 APR 1996	4:26.97	4:17.45	4:26.97
822	MATHISEN Julie Froeslev	NOR	21 MAY 1993	4:28.19	4:28.19	4:28.19
142	MINKINA Dilyana Venelin	BUL	6 JAN 1997	4:29.00	4:21.00	4:29.00
1016	PLAZAR Patricija	SLO	7 APR 1991	4:30.07	4:30.07	4:30.07
315	OLSEN Dagmar Faester	DEN	16 JUL 1994	4:33.40	4:33.40	4:33.40
1217	AMURON Agnes Harriet	UGA	28 DEC 1993	4:33.50	4:33.50	4:33.50
345	NEVOLIHIN Kelly	EST	15 NOV 1992	4:35.51	4:29.75	4:35.51
1276	DUNLAP Jennifer Lynne	USA	26 APR 1996	4:35.83	4:35.83	4:35.83

Total number of entries: 23



ENTRY LIST BY EVENT-FOR MC As of 25 AUG 2017

各項目參賽名單(頒獎典禮用)

CORRECTED
25 AUG 12:34

Bib	Name	NUSF Code	Date of Birth	Season Best	Personal Best	Qualifying Best
188	O'CONNELL Jessica Marie	CAN	10 FEB 1989	15:16.79	15:06.44	15:16.79
439	KLEIN Hanna Elisabeth	GER	6 APR 1993	15:17.14	15:17.14	15:17.14
906	KACZYNSKA Paulina Anna	POL	24 JUL 1991	15:33.25	15:33.25	15:33.25
410	JUDD Jessica May	GBR	7 JAN 1995	15:34.82	15:34.82	15:34.82
603	SEKIYA Natsuki	JPN	16 MAY 1997	15:40.42	15:33.95	15:40.42
412	SMALL Louise	GBR	27 MAR 1992	15:42.26	15:41.94	15:42.26
518	MITCHELL Emma	IRL	2 SEP 1993	15:50.55	15:50.55	15:50.55
595	HOSODA Ai	JPN	27 NOV 1995	15:57.30	15:52.52	15:57.30
504	JADHAV Sanjivani Babur	IND	12 JUL 1996	15:59.06	15:59.06	15:59.06
283	MAKI Kristiina	CZE	22 SEP 1991	16:03.21		16:03.21
1204	TUNA Emine Hatun	TUR	7 DEC 1995	16:03.96	16:03.96	16:03.96
976	MOLOTSANE Kesaoleboga Cha	RSA	8 JAN 1992	16:08.21	16:08.21	16:08.21
516	HEASLIP Shona Anne	IRL	18 SEP 1994	16:11.74	16:11.74	16:11.74
833	MILLER Hannah Jane	NZL	21 NOV 1997	16:12.55	16:12.55	16:12.55
231	XIA Yuyu	CHN	1 MAR 1998	16:23.82	16:20.00	16:23.82
263	PARLOV Matea	CRO	2 JUN 1992	16:29.01	16:29.01	16:29.01
942	PISCU Andreea Alina	ROU	9 JUN 1996	16:42.39	16:24.74	16:42.39
1219	CHEBET Annet	UGA	14 FEB 1991	18:26.10	18:26.10	18:26.10
989	UWIMANA Fabiola	RWA	1 JAN 1994			

Total number of entries: 19



ENTRY LIST BY EVENT-FOR MC As of 25 AUG 2017

各項目參賽名單(頒獎典禮用)

CORRECTED
25 AUG 12:34

Bib	Name	NUSF Code	Date of Birth	Season Best	Personal Best	Qualifying Best
643	MASLOVA Daria	KGZ	6 MAY 1995	32:21.21	32:21.21	32:21.21
600	MUNEHISA Yuki	JPN	15 DEC 1997	32:36.97	31:58.46	32:36.97
595	HOSODA Ai	JPN	27 NOV 1995	32:39.16	32:26.99	32:39.16
1194	AYDEMIR Esmâ	TUR	1 JAN 1992	32:41.03	32:41.03	32:41.03
518	MITCHELL Emma	IRL	2 SEP 1993	32:51.78	32:51.78	32:51.78
603	SEKIYA Natsuki	JPN	16 MAY 1997	32:52.41	32:52.41	32:52.41
412	SMALL Louise	GBR	27 MAR 1992	32:56.11	32:56.11	32:56.11
411	NESBITT Jennifer Louise	GBR	24 JAN 1995	32:59.52	32:59.52	32:59.52
768	FLORES MUNOZ Brenda Eunice	MEX	4 SEP 1991	33:20.57	33:20.57	33:20.57
1202	KOKU Busra Nur	TUR	26 MAR 1996	33:24.74	33:24.74	33:24.74
793	VAN LIESHOUT Irene Wilhelmin	NED	1 SEP 1993	33:29.00	33:29.00	33:29.00
56	BATT-DOYLE Isobel Mary	AUS	14 SEP 1995	33:35.19	33:35.19	33:35.19
1197	EYTEMIS Sevilya	TUR	3 APR 1993	33:45.00	33:45.00	33:45.00
195	SUMNER Claire Ann	CAN	10 MAR 1995	33:47.76	33:47.76	33:47.76
504	JADHAV Sanjivani Babur	IND	12 JUL 1996	33:50.00	33:50.00	33:50.00
109	CORNEJO ALIAGA Claudia Alejand	BOL	23 JUL 1989	35:15.35	35:15.35	35:15.35
1219	CHEBET Annet	UGA	14 FEB 1991	36:16.40	36:16.40	36:16.40
942	PISCU Andreea Alina	ROU	9 JUN 1996	36:41.89	34:28.62	36:41.89
254	PANTOJA HIDALGO Lina Maritza	COL	11 FEB 1996	37:18.00	37:18.00	37:18.00

Total number of entries: 19



ENTRY LIST BY EVENT-FOR MC As of 25 AUG 2017

各項目參賽名單(頒獎典禮用)

CORRECTED
25 AUG 12:34

Bib	Name	NUSF Code	Date of Birth	Season Best	Personal Best	Qualifying Best
592	FUKUI Saki	JPN	25 MAR 1996	1:11:12	1:11:12	1:11:12
593	FURUYA Kanade	JPN	10 APR 1996	1:11:17	1:11:17	1:11:17
605	YAMAGUCHI Kasumi	JPN	21 NOV 1997	1:11:33	1:11:33	1:11:33
597	IZUMIDA Maki	JPN	22 JAN 1996	1:11:36	1:11:26	1:11:36
1194	AYDEMIR Esmra	TUR	1 JAN 1992	1:11:55	1:11:49	1:11:55
600	MUNEHISA Yuki	JPN	15 DEC 1997	1:12:25	1:12:25	1:12:25
1202	KOKU Busra Nur	TUR	26 MAR 1996	1:13:03	1:13:03	1:13:03
431	AMRHEIN Fabienne	GER	25 NOV 1992	1:13:11	1:13:11	1:13:11
224	HUA Shaoqing	CHN	12 FEB 1994	1:14:30	1:14:30	1:14:30
225	LIU Qinghong	CHN	1 APR 1996	1:14:45	1:14:45	1:14:45
662	JEONG Daeun	KOR	9 MAY 1997	1:14:46	1:14:46	1:14:46
1197	EYTEMIS Sevilay	TUR	3 APR 1993	1:15:09	1:15:09	1:15:09
136	DOS SANTOS SILVA Valdilene	BRA	18 DEC 1991	1:15:53	1:14:38	1:15:53
231	XIA Yuyu	CHN	1 MAR 1998	1:16:00	1:14:23	1:16:00
232	YIN Anna	CHN	23 MAR 1992	1:16:00	1:16:00	1:16:00
1193	AKPINAR Sebahat	TUR	20 JUL 1993	1:16:06	1:16:06	1:16:06
236	ZHU Lin	CHN	30 JUL 1996	1:16:31	1:16:31	1:16:31
1173	TSAO Chun-Yu	TPE	5 NOV 1991	1:16:45	1:16:45	1:16:45
1068	DIETSCHI Evelyne	SUI	4 MAR 1996	1:16:54	1:16:54	1:16:54
1196	DEMIR Fatma	TUR	5 MAY 1996	1:17:20	1:17:20	1:17:20
109	CORNEJO ALIAGA Claudia Alejand	BOL	23 JUL 1989	1:17:53	1:16:55	1:17:53
1174	YOU Ya-Jyun	TPE	9 DEC 1990	1:18:14	1:18:14	1:18:14
1155	CHANG Chih-Hsuan	TPE	7 OCT 1994	1:19:06	1:19:06	1:19:06
983	SAAYMAN Letitia	RSA	28 OCT 1992	1:19:20	1:19:20	1:19:20
1157	CHEN Yu-Hsuan	TPE	16 JAN 1993	1:19:28	1:19:28	1:19:28
971	BALOYI Thembi Lucia	RSA	7 JAN 1989	1:21:10	1:19:33	1:21:10
984	SCOTT Tanya	RSA	27 FEB 1990	1:23:05	1:23:05	1:23:05
1014	LJUBI Klara	SLO	24 DEC 1993	1:25:49	1:23:36	1:25:49

Total number of entries: 28



ENTRY LIST BY EVENT-FOR MC As of 25 AUG 2017

各項目參賽名單(頒獎典禮用)

CORRECTED
25 AUG 12:34

Bib	Name	NUSF Code	Date of Birth	Season Best	Personal Best	Qualifying Best
1199	GUVENÇ Tugba	TUR	9 JUL 1994	9:26.09	9:26.09	9:26.09
182	LALONDE Genevieve Lynn	CAN	5 SEP 1991	9:29.00	9:29.00	9:29.00
480	GYUERKES Viktoria	HUN	15 OCT 1992	9:40.66	9:40.66	9:40.66
1200	KAYA Ozlem	TUR	20 APR 1990	9:41.27	9:30.23	9:41.27
542	BERTONI Francesca	ITA	29 DEC 1993	9:43.80	9:43.80	9:43.80
287	SEKANOVA Lucie	CZE	5 AUG 1989	9:43.88	9:41.84	9:43.88
911	KOWAL Matylda Roza	POL	11 JAN 1989	9:44.10	9:44.10	9:44.10
27	CASSETTA Belen Adaluz	ARG	26 SEP 1994	9:45.69	9:42.93	9:45.69
135	DA SILVA Tatiane Raquel	BRA	10 JUN 1990	9:53.67	9:46.86	9:53.67
282	KRCHOVA Eva	CZE	10 SEP 1989	9:54.78	9:48.75	9:54.78
514	FINN Michelle	IRL	16 DEC 1989	9:55.10	9:55.10	9:55.10
74	RADFORD Stella Louise	AUS	25 JUN 1995	9:56.47	9:56.47	9:56.47
790	BAKKER Veerle Adriana	NED	29 SEP 1997	10:01.46	10:01.46	10:01.46
59	CAMPBELL Paige Elizabeth	AUS	27 JUN 1996	10:03.00	10:03.00	10:03.00
1252	RAITA Oksana	UKR	5 MAR 1993	10:18.40	10:18.40	10:18.40
1283	SIERRA Selena Ann	USA	15 SEP 1993	10:26.41	10:31.07	10:26.41
971	BALOYI Thembu Lucia	RSA	7 JAN 1989	10:51.12	10:22.94	10:51.12
1219	CHEBET Annet	UGA	14 FEB 1991	11:53.80	11:15.00	11:53.80

Total number of entries: 18



ENTRY LIST BY EVENT-FOR MC As of 25 AUG 2017

各項目參賽名單(頒獎典禮用)

CORRECTED
25 AUG 12:34

Bib	Name	NUSF Code	Date of Birth	Season Best	Personal Best	Qualifying Best
794	VISSER Nadine Johanna	NED	9 FEB 1995	12.87	12.81	12.87
105	HERMAN Elvira	BLR	9 JAN 1997	12.95	12.85	12.95
65	JENNEKE Michelle Amy	AUS	23 JUN 1993	12.99	12.82	12.99
391	VALETTE Laura Lise	FRA	16 FEB 1997	13.04	13.04	13.04
909	KOLECZEK Karolina	POL	15 JAN 1993	13.07	12.91	13.07
407	BARRETT Alicia Helen	GBR	25 MAR 1998	13.07	13.07	13.07
482	KEREKES Greta	HUN	9 OCT 1992	13.10	13.10	13.10
485	KOZAK Luca	HUN	1 JUN 1996	13.10	13.10	13.10
80	BENDRAT Stephanie	AUT	5 MAR 1991	13.11	13.11	13.11
262	LONCAREK Ivana	CRO	8 APR 1991	13.15	13.15	13.15
941	NESTERIUC Anamaria	ROU	29 NOV 1993	13.19	13.19	13.19
179	EDWARDS Karelle	CAN	30 MAR 1990	13.21	13.21	13.21
367	HARALA Lotta Pauliina	FIN	26 MAR 1992	13.25	13.25	13.25
196	THEVENIN Tijuana Kxante	CAN	7 SEP 1996	13.27	13.27	13.27
369	HURSKE Reetta Sofi Kaa	FIN	15 MAY 1995	13.30	13.16	13.30
60	CLAY Elizabeth Anne	AUS	9 MAY 1995	13.36	13.36	13.36
627	SHYNAZBEKOVA Aigerim	KAZ	1 JUL 1992	13.42	12.97	13.42
543	BOGLIOLO Luminosa	ITA	3 JUL 1995	13.44	13.44	13.44
517	LAVIN Sarah Kate	IRL	28 MAY 1994	13.47	13.47	13.47
972	BRITS Maryke	RSA	25 FEB 1994	13.48	13.48	13.48
1021	TOMICIC PREZELJ Joni	SLO	25 AUG 1993	13.49	13.56	13.49
1161	HSIEH Hsi-En	TPE	29 SEP 1994	13.50	13.50	13.50
1073	VON JACKOWSKI Selina Louise	SUI	10 DEC 1997	13.52	13.52	13.52
470	LUI Lai Yiu	HKG	30 NOV 1994	13.56	13.56	13.56
307	GRAVERSGAARD Mette	DEN	5 OCT 1995	13.61	13.61	13.61
1028	PETKOVIC Ivana	SRB	12 JAN 1992	13.61	13.61	13.61
1168	LIN Shih-Ting	TPE	13 MAY 1999	13.63	13.63	13.63
348	SUUMANN Diana	EST	5 JUL 1992	13.63	13.63	13.63
238	ZIKETH Karel Elodie	CIV	23 SEP 1991	13.68	13.68	13.68
230	WANG Yuke	CHN	25 MAY 1994	13.89	13.77	13.89
701	EL SANEH Christel	LBN	11 JUN 1994	14.00	14.00	14.00
628	ZKRIYENOVA Oryngul	KAZ	17 DEC 1998	14.41	14.41	14.41
328	SANTAMARIA MARTINEZ Iris Alexandra	ESA	7 AUG 1992	14.57		14.57
326	VALERIO LUIS Oneida	DOM	23 JUN 1989			

Total number of entries: 34



ENTRY LIST BY EVENT-FOR MC As of 25 AUG 2017

各項目參賽名單(頒獎典禮用)

CORRECTED
25 AUG 12:34

Bib	Name	NUSF Code	Date of Birth	Season Best	Personal Best	Qualifying Best
912	LINKIEWICZ Joanna Malgorza	POL	2 MAY 1990	55.42	55.25	55.42
547	FOLORUNSO Ayomide Temilad	ITA	17 OCT 1996	55.50	55.50	55.50
1245	KOLESNYCHENKO Olena	UKR	3 JUN 1993	56.68	53.39	56.68
415	TURNER Jessica Ann	GBR	8 AUG 1995	56.68	56.68	56.68
903	GAWORSKA Aleksandra	POL	7 NOV 1995	56.87	56.87	56.87
95	VAN PUYVELDE Margo	BEL	21 DEC 1995	57.05	57.05	57.05
18	HADDAR Dihia	ALG	29 APR 1995	57.56	55.23	57.56
1198	GOREN Elif	TUR	14 FEB 1990	57.58	56.56	57.58
176	BALKWILL Kelsey Ellen	CAN	19 SEP 1992	57.65	56.80	57.65
1274	BOOKMAN Deonca Dicole	USA	29 OCT 1995	57.84	57.84	57.84
929	CRESPO OLIVEIRA Andreia	POR	16 OCT 1993	57.94	57.94	57.94
365	BERGHEM Jonna Susanne	FIN	25 FEB 1993	58.05	58.05	58.05
823	NORUM Emily Rose	NOR	1 MAR 1996	58.70	58.70	58.70
461	TOKA Elpida	GRE	25 JUN 1993	58.99	58.99	58.99
639	NGURE Gladys Muthoni	KEN	19 JUN 1995	59.00	57.90	59.00
1091	LEDECKA Daniela	SVK	4 NOV 1996	59.06	59.06	59.06
258	ROJAS GUTIERREZ Daniela	CRC	26 NOV 1997	59.19	59.40	59.19
819	AAKRE Marlen Elisabet	NOR	17 SEP 1993	59.32	59.32	59.32
938	BELGYAN Sanda	ROU	17 DEC 1992	59.51	57.96	59.51
1170	LIN Yu-Chieh	TPE	8 SEP 1998	1:00.00	1:00.00	1:00.00
508	RAMAMURTHI VENUGOPA Vishwa Priya	IND	28 OCT 1995	1:00.72	1:00.09	1:00.72
687	DAKTERE Diana	LAT	17 JUL 1994	1:01.35	1:01.35	1:01.35
314	NISSSEN Annemarie	DEN	8 JUL 1994	1:02.93	1:02.93	1:02.93
1046	GODAGEDARA VIDANALAGE Harshani W.	SRI	21 AUG 1995	1:10.62	1:10.62	1:10.62

Total number of entries: 24



ENTRY LIST BY EVENT-FOR MC As of 25 AUG 2017

各項目參賽名單(頒獎典禮用)

CORRECTED
25 AUG 12:34

Bib	Name	NUSF Code	Date of Birth	Season Best	Personal Best	Qualifying Best
1251	OKUNIEVA Oksana	UKR	14 MAR 1990	1.98	1.98	1.98
723	PALSYTE Airine	LTU	13 JUL 1992	1.98	1.98	1.98
1237	GERASHCHENKO Iryna	UKR	10 MAR 1995	1.94	1.94	1.94
436	GRAUMANN Jossie Marie Jo	GER	18 MAR 1994	1.92	1.92	1.92
780	VUKOVIC Marija	MNE	21 JAN 1992	1.91	1.95	1.91
66	JOYE Hannah Catherin	AUS	4 JAN 1996	1.88	1.92	1.88
471	YEUNG Man Wai	HKG	18 SEP 1994	1.88	1.88	1.88
1088	DUNAJSKA Tatiana	SVK	25 JUL 1992	1.86	1.86	1.86
973	DU PLESSIS Julia	RSA	27 MAY 1996	1.85	1.88	1.85
69	MCDERMOTT Nicola Lauren	AUS	28 DEC 1996	1.85	1.88	1.85
1096	SEYAMA Nonhlanhla Erikah	SWZ	19 JAN 1994	1.80	1.80	1.80
347	PALUMAA Teele	EST	31 MAR 1990	1.78	1.79	1.78
1018	PODLESNIK Veronika	SLO	22 JAN 1994	1.77	1.77	1.77
766	ESQUIVEL GUZMAN Ximena Lizbeth	MEX	22 AUG 1997	1.75	1.85	1.75
770	MALDONADO CARRIZOSA Gloria A.	MEX	18 APR 1992	1.75	1.75	1.75
351	TREIEL Teele	EST	7 OCT 1992	1.70	1.71	1.70
851	KHALID Rehma	PAK	5 NOV 1996	1.40	1.40	1.40

Total number of entries: 17



ENTRY LIST BY EVENT-FOR MC As of 25 AUG 2017

各項目參賽名單(頒獎典禮用)

CORRECTED
25 AUG 12:34

Bib	Name	NUSF Code	Date of Birth	Season Best	Personal Best	Qualifying Best
1246	KYLYPKO Maryna	UKR	10 NOV 1995	4.65	4.65	4.65
108	ZHUK Iryna	BLR	26 JAN 1993	4.60	4.60	4.60
548	MALAVISI Sonia	ITA	31 OCT 1994	4.51	4.51	4.51
444	ROLOFF Annika	GER	10 MAR 1991	4.45	4.45	4.45
930	ONOFRE Marta	POR	28 JAN 1991	4.40	4.51	4.40
440	KNAESCHE Anjuli	GER	18 OCT 1993	4.40	4.40	4.40
915	SMIETANKA Justyna	POL	24 SEP 1994	4.40	4.40	4.40
914	PRZYBYLA Kamila	POL	3 MAY 1996	4.30	4.30	4.30
93	DE RYCK Aurelie	BEL	17 DEC 1992	4.28	4.28	4.28
192	RIDOUT Paige Ashley	CAN	18 SEP 1992	4.25	4.25	4.25
94	DE VOCHT Elien	BEL	18 JUL 1995	4.21	4.21	4.21
177	BONE Robin Arlene	CAN	13 FEB 1994	4.15	4.22	4.15
29	CHIARAVIGLIO Valeria	ARG	9 APR 1989	4.15	4.20	4.15
309	JENSEN Line Renee	DEN	18 JUL 1992	4.00	4.09	4.00
316	RANNERS Caroline Justes	DEN	6 OCT 1995	3.80	3.80	3.80
1012	KROSELJ Leda	SLO	30 NOV 1997	3.70	4.10	3.70
1169	LIN Tsai-Ying	TPE	17 APR 1997	3.70	3.75	3.70
341	KALDMAA Klarika	EST	29 MAR 1995	3.70	3.70	3.70
349	TIKK Tiina	EST	29 NOV 1990	3.55	4.01	3.55

Total number of entries: 19



ENTRY LIST BY EVENT-FOR MC As of 25 AUG 2017

各項目參賽名單(頒獎典禮用)

CORRECTED
25 AUG 12:34

Bib	Name	NUSF Code	Date of Birth	Season Best	Personal Best	Qualifying Best
944	ROTARU Alina	ROU	5 JUN 1993	6.78	6.78	6.78
389	SOW Rougui	FRA	7 JUN 1995	6.72	6.72	6.72
270	PANAYI Nektaria	CYP	20 MAR 1990	6.66	6.66	6.66
982	PRINSLOO Lynique	RSA	30 MAR 1991	6.59	6.59	6.59
1281	SAMUELS Samiyah Brielle	USA	2 OCT 1997	6.58	6.43	6.58
432	BUEHLER Anna	GER	3 JUN 1997	6.55	6.55	6.55
689	GRIVA Mara	LAT	4 AUG 1989	6.52	6.59	6.52
17	BELABIOD Tahani Roumaiss	ALG	28 FEB 1991	6.47	6.47	6.47
143	MITKOVA Milena Krasimir	BUL	26 JAN 1990	6.41	6.45	6.41
366	BOGDANOFF Aleksiiina Laura	FIN	8 OCT 1990	6.35	6.35	6.35
769	HERNANDEZ AVINA Susana Estefani	MEX	18 JAN 1999	6.34	6.36	6.34
1171	LIU Ya-Jyun	TPE	20 SEP 1993	6.32	6.32	6.32
981	PRETORIUS Samantha	RSA	3 FEB 1992	6.32	6.32	6.32
770	MALDONADO CARRIZOSA Gloria A.	MEX	18 APR 1992	6.23	6.23	6.23
183	LATRACE Sandra Diane	CAN	10 MAR 1997	6.19	6.19	6.19
664	LEE Huijin	KOR	25 NOV 1998	6.10	6.10	6.10
340	ALVER Taehti	EST	4 DEC 1994	6.09	6.26	6.09
1221	UNYUTHFUA Mary Zawadi	UGA	3 FEB 1993	6.05	6.11	6.05
1279	HENDERSON Justice Kerissa	USA	1 SEP 1998	6.03	6.12	6.03
638	AMUTAVI Laventa Luvandw	KEN	23 FEB 1996	5.97	5.97	5.97
867	DOLLOSO Felyn	PHI	9 MAR 1993	5.96	6.02	5.96
223	FU Luna	CHN	3 MAY 1995	5.87	6.09	5.87
346	OKONNEL-BRONIN Daria	EST	22 MAR 1997	5.85	5.85	5.85
701	EL SANEH Christel	LBN	11 JUN 1994	5.82	5.82	5.82
114	CHILUME Titose	BOT	16 NOV 1993	5.81	5.83	5.81
694	TARASOVA Alevtina	LAT	31 JAN 1997	5.80	6.08	5.80
1050	JAYASINGHA ARACHCHILAGE Deepika J.	SRI	18 JAN 1995	5.11	5.32	5.11

Total number of entries: 27



ENTRY LIST BY EVENT-FOR MC As of 25 AUG 2017

各項目參賽名單(頒獎典禮用)

CORRECTED
25 AUG 12:34

Bib	Name	NUSF Code	Date of Birth	Season Best	Personal Best	Qualifying Best
433	ECKHARDT Neele	GER	2 JUL 1992	14.35	14.35	14.35
624	OVCHINNIKOVA Mariya	KAZ	19 OCT 1998	13.94	13.94	13.94
545	CESTONARO Ottavia	ITA	12 JAN 1995	13.76	13.76	13.76
724	ZAGAINOVA Diana	LTU	20 JUN 1997	13.64	13.64	13.64
978	NTSHINGILA Sibongile Patie	RSA	26 AUG 1989	13.56	13.56	13.56
975	KINGWILL Kelly Lynn	RSA	22 JAN 1991	13.55	13.55	13.55
689	GRIVA Mara	LAT	4 AUG 1989	13.52	13.81	13.52
1275	BURKS Tonyecia Kapri	USA	29 APR 1996	13.51	13.51	13.51
340	ALVER Taehti	EST	4 DEC 1994	13.50	13.50	13.50
223	FU Luna	CHN	3 MAY 1995	13.50	13.50	13.50
186	MERCURIO Angela Marie	CAN	7 APR 1996	13.38	13.38	13.38
1009	BABSEK Sasa	SLO	27 MAR 1992	13.35	13.50	13.35
692	MATULE Santa	LAT	13 DEC 1992	13.32	13.72	13.32
1195	BITGIN Cemre	TUR	21 JAN 1996	13.32	13.32	13.32
255	RENTERIA CUESTA Nhayilla	COL	12 OCT 1997	13.24	13.24	13.24
991	KANDJI Sangone	SEN	9 JUN 1992	13.05	13.05	13.05
506	M. A. VIJAYAKUMAR Siva Anbarasi	IND	11 OCT 1994	13.04	13.04	13.04
346	OKONNEL-BRONIN Daria	EST	22 MAR 1997	12.75	12.75	12.75
114	CHILUME Titose	BOT	16 NOV 1993	12.70	12.40	12.70
867	DOLLOSO Felyn	PHI	9 MAR 1993	12.69	12.69	12.69
462	FUENTES CAJAS Thelma Noemi	GUA	20 AUG 1992	12.55	12.83	12.55
1164	HUNG Pei-Ning	TPE	10 FEB 1994	12.25	13.48	12.25
1051	KETALAKUMBURE GEDARA Dushanthi N.	SRI	29 JAN 1996	11.29	11.29	11.29

Total number of entries: 23



ENTRY LIST BY EVENT-FOR MC As of 25 AUG 2017

各項目參賽名單(頒獎典禮用)

CORRECTED
25 AUG 12:34

Bib	Name	NUSF Code	Date of Birth	Season Best	Personal Best	Qualifying Best
744	SURDU Dimitriana	MDA	12 APR 1994	18.83	18.83	18.83
178	CREW Brittany Ann Ni	CAN	6 MAR 1994	18.58	18.58	18.58
434	GAMBETTA Sara Mabel	GER	18 FEB 1993	18.46	18.46	18.46
904	GUBA Paulina Renata	POL	14 MAY 1991	18.24	18.24	18.24
907	KARDASZ Klaudia	POL	2 MAY 1996	17.88	17.88	17.88
106	KOLB Viktoryia	BLR	26 OCT 1993	17.71	17.71	17.71
446	URBANIAK Lena	GER	31 OCT 1992	17.68	18.10	17.68
413	STRICKLER Amelia Jane	GBR	24 JAN 1994	17.12	17.12	17.12
206	DUCO SOLER Natalia	CHI	31 JAN 1989	17.00	18.80	17.00
985	SENEKAL Ischke	RSA	8 JAN 1993	16.97	16.97	16.97
721	KUPSTYTE Giedre	LTU	9 MAR 1992	16.93	16.93	16.93
1179	WARREN Portious Kerish	TTO	2 MAR 1996	16.90	16.90	16.90
1273	BOHAN Christine Jean	USA	14 JUL 1995	16.59	16.87	16.59
772	OROZCO CASTRO Maria Fernanda	MEX	25 JAN 1998	16.30	17.13	16.30
187	MITTON Sarah Dawn	CAN	20 JUN 1996	16.16	16.16	16.16
792	MULLER Lieke Rimkje	NED	3 NOV 1994	15.64	15.64	15.64
1094	AAKERSTROEM Frida Sofia	SWE	29 NOV 1990	15.51	16.62	15.51
1158	CHIANG Ru-Ching	TPE	13 DEC 1995	15.45	15.45	15.45
725	ZARANKAITE Ieva	LTU	23 NOV 1994	15.24	15.24	15.24
502	CHAUDHARY Kachnar	IND	17 MAY 1999	14.50	14.82	14.50
313	MIKKELSEN Anna Sofia	DEN	17 DEC 1991	13.49	13.96	13.49
693	SIRMA Katrina	LAT	31 MAR 1994	12.10	12.10	12.10
856	GOMEZ BEJARANO Stephanya Isabe	PER	30 APR 1999	10.01	10.01	10.01
1020	RESNIK Norma	SLO	14 JUL 1996	9.07	9.63	9.07

Total number of entries: 24



ENTRY LIST BY EVENT-FOR MC As of 25 AUG 2017

各項目參賽名單(頒獎典禮用)

CORRECTED
25 AUG 12:34

Bib	Name	NUSF Code	Date of Birth	Season Best	Personal Best	Qualifying Best
1272	ALLMAN Valarie Carolyn	USA	23 FEB 1995	64.69	64.69	64.69
443	PUDENZ Kristin	GER	9 FEB 1993	62.89	62.89	62.89
62	GOLLSHEWSKY Taryn Linley	AUS	18 MAY 1993	59.94	60.27	59.94
550	STRUMILLO Stefania	ITA	14 JAN 1989	59.80	59.80	59.80
919	ZABAWSKA Daria Katarzyna	POL	16 APR 1995	59.03	59.03	59.03
896	AUGUSTYNIAK Lidia Edyta	POL	14 MAY 1994	58.62	58.62	58.62
375	SIPPONEN Salla Maarja	FIN	13 MAR 1995	57.39	57.39	57.39
180	ESSER Agnes Rachel	CAN	22 AUG 1995	57.02	57.91	57.02
505	Kamalpreet Kaur	IND	4 MAR 1996	56.75	56.75	56.75
350	TOLLASSON Kaetlin	EST	4 JUN 1993	55.68	55.68	55.68
1167	LI Tsai-Yi	TPE	3 DEC 1989	55.66	60.23	55.66
26	ARMADA Ailin	ARG	3 OCT 1998	55.51	55.51	55.51
305	BEBE Kathrine	DEN	27 JAN 1991	55.17	55.17	55.17
985	SENEKAL Ischke	RSA	8 JAN 1993	54.74	56.86	54.74
725	ZARANKAITE Ieva	LTU	23 NOV 1994	54.44	54.44	54.44
207	GALLARDO CRUCHET Ivana Xennia	CHI	20 JUL 1993	52.40	54.46	52.40
229	WANG Lan	CHN	8 JUL 1993	51.10	55.72	51.10
144	PETKOVA Renata Tsankova	BUL	21 NOV 1995	51.09	51.09	51.09
1273	BOHAN Christine Jean	USA	14 JUL 1995	50.79	50.79	50.79
856	GOMEZ BEJARANO Stephanya Isabe	PER	30 APR 1999	35.72	35.72	35.72

Total number of entries: 20



ENTRY LIST BY EVENT-FOR MC As of 25 AUG 2017

各項目參賽名單(頒獎典禮用)

CORRECTED
25 AUG 12:34

Bib	Name	NUSF Code	Date of Birth	Season Best	Personal Best	Qualifying Best
85	SKYDAN Hanna	AZE	14 MAY 1992	75.29	75.29	75.29
107	MALYSHCHYK Hanna	BLR	4 FEB 1994	74.94	74.94	74.94
910	KOPRON Malwina	POL	16 NOV 1994	73.98	73.98	73.98
900	FIODOROW Joanna	POL	4 MAR 1989	72.82	74.39	72.82
390	TAVERNIER Alexandra	FRA	13 DEC 1993	72.16	74.39	72.16
1201	KAYA SALMAN Kivilcim	TUR	27 MAR 1992	71.37	72.55	71.37
481	GYURATZ Reka	HUN	31 MAY 1996	71.27	71.27	71.27
835	RATCLIFFE Julia Susan	NZL	14 JUL 1993	70.35	70.65	70.35
281	KRALOVA Tereza	CZE	22 OCT 1989	68.55	70.21	68.55
546	FANTINI Sara	ITA	16 SEP 1997	68.24	68.24	68.24
138	MARCELINO Mariana Grasiel	BRA	16 JUL 1992	67.02	67.02	67.02
70	NIELSEN Lara Louise	AUS	19 DEC 1992	66.90	66.90	66.90
1089	KANUCHOVA Veronika	SVK	19 APR 1993	66.06	69.48	66.06
435	GIMMLER Sophie	GER	18 MAR 1996	65.75	65.75	65.75
252	GAVIRIA MALDONADO Mayra Alexandra	COL	26 MAY 1997	65.63	65.63	65.63
974	JANSE VAN VUUREN Letitia Johanna	RSA	24 APR 1996	63.82	63.82	63.82
791	HOLTHUIJSEN Sina Mai	NED	17 JUL 1996	62.38	62.38	62.38
180	ESSER Agnes Rachel	CAN	22 AUG 1995	61.66	61.66	61.66
1280	MARTIN Mikaila Alexis	USA	14 APR 1997	59.44	59.44	59.44
30	GOMEZ Daniela Ayelen	ARG	24 AUG 1993	59.18	59.18	59.18
623	NUSSUPBEKOVA Diana	KAZ	3 NOV 1995	58.08	64.48	58.08
250	BELTRAN MOYA Maria Alejandra	COL	20 FEB 1994	53.67	53.67	53.67
1282	SCAIFE Taylor Thristin	USA	25 DEC 1996			

Total number of entries: 23



ENTRY LIST BY EVENT-FOR MC As of 25 AUG 2017

各項目參賽名單(頒獎典禮用)

CORRECTED
25 AUG 12:34

Bib	Name	NUSF Code	Date of Birth	Season Best	Personal Best	Qualifying Best
1203	TUGSUZ Eda	TUR	27 MAR 1997	67.21	67.21	67.21
690	KOCINA Anete	LAT	5 FEB 1996	64.47	64.47	64.47
438	HUSSONG Christin Daniel	GER	17 MAR 1994	61.91	61.91	61.91
602	SAITO Marina	JPN	15 OCT 1995	61.07	61.07	61.07
917	WITEK Marcelina Klaud	POL	2 JUN 1995	60.98	61.48	60.98
370	KANGAS Jenni Pirita Su	FIN	3 JUL 1992	59.86	60.70	59.86
598	KITAGUCHI Haruka	JPN	16 MAR 1998	59.59	61.38	59.59
228	SU Lingdan	CHN	12 JAN 1997	59.21	59.21	59.21
139	NISIMURA LORENZON D. M.	BRA	26 MAR 1994	59.03	59.03	59.03
479	BOGDAN Annabella	HUN	7 APR 1992	58.79	58.79	58.79
286	SEDIVA Irena	CZE	19 JAN 1992	58.76	59.89	58.76
388	NICOLLIN Margaux	FRA	1 MAY 1995	58.76	59.73	58.76
373	NOKELAINEN Heidi Aino Elin	FIN	30 SEP 1990	58.55	62.13	58.55
81	HUDSON Victoria	AUT	28 MAY 1996	58.34	58.34	58.34
487	SZILAGYI Reka	HUN	19 JAN 1996	57.85	59.39	57.85
1013	LETNAR Bernarda	SLO	26 DEC 1989	57.84	57.84	57.84
140	TORRES GONCALVES DI Rafaela	BRA	27 NOV 1991	57.74	57.74	57.74
720	JASIUNAITE Liveta	LTU	26 JUL 1994	57.49	61.32	57.49
191	PRYKE Ashley Elizabet	CAN	7 JUL 1997	56.93	56.93	56.93
834	PEETERS Victoria Elise	NZL	17 MAY 1994	56.74	56.74	56.74
68	LITTLE Mackenzie Patri	AUS	22 DEC 1996	55.60	57.60	55.60
987	VAN DYK Jo Ane	RSA	3 OCT 1997	55.43	57.43	55.43
57	BROOKS Kathryn Nicole	AUS	11 NOV 1997	54.54	54.54	54.54
820	BOLLE Andrea Enerstad	NOR	8 MAR 1992	54.48	54.48	54.48
193	SPRINGER Jaimee Lynn	CAN	21 FEB 1992	54.40	54.40	54.40
1166	LI Hui-Jun	TPE	12 MAY 1999	54.37	54.37	54.37
317	VESTERGAARD Marie	DEN	15 DEC 1991	52.35	52.35	52.35
688	GRIVA Gundega	LAT	8 APR 1991	51.75	57.32	51.75
622	NAZAROVA Varvara	KAZ	2 JUL 1997	51.33	52.76	51.33
352	TSERNOVA Laura	EST	10 JAN 1995	46.90	46.90	46.90
1047	HENAPOLA Piyumi Ahinsa J	SRI	10 APR 1994	36.09	39.04	36.09
852	SIDDIQUE Ghazala	PAK	12 APR 1994	35.66	35.66	35.66
1156	CHANG Chu	TPE	11 SEP 1997		55.35	

Total number of entries: 33



ENTRY LIST BY EVENT-FOR MC As of 25 AUG 2017

各項目參賽名單(頒獎典禮用)

CORRECTED
25 AUG 12:34

Bib	Name	NUSF Code	Date of Birth	Season Best	Personal Best	Qualifying Best
83	PREINER Verena	AUT	1 FEB 1995	6232	6232	6232
189	OUDENAARDEN Nicole Corrie	CAN	14 JAN 1994	5927	5927	5927
594	HEMPHILL Meg	JPN	23 MAY 1996	5907	5907	5907
96	VIDTS Noor	BEL	30 MAY 1996	5851	5851	5851
58	BURNETT Alysha Jane	AUS	4 JAN 1997	5817	5817	5817
28	CHIAPPE Y MADSEN Fiorella	ARG	1 JAN 1996	5815	5815	5815
134	CHEFER SPINOLA Vanessa	BRA	5 MAR 1990	5812	6188	5812
368	HEIKKINEN Jutta Karita	FIN	27 OCT 1994	5747	5747	5747
1092	MOKRASOVA Lucia	SVK	27 MAR 1994	5671	5789	5671
1090	LAJCAKOVA Stanislava	SVK	20 APR 1996	5660	5660	5660
1159	CHU Chia-Ling	TPE	11 JAN 1991	5519	5519	5519
1171	LIU Ya-Jyun	TPE	20 SEP 1993	5461	5461	5461
181	HUGGINS Dallyssa Jeline	CAN	31 OCT 1998	5307	5308	5307
227	PANG Yuting	CHN	28 MAY 1995	5271	5271	5271
821	BYE Martine	NOR	20 JUN 1993	5254	5254	5254
342	KAUNISSAAR Terje	EST	10 AUG 1992	4994	5181	4994
663	KIM Chaeyoung	KOR	15 MAR 1991	4885	5020	4885
2	EISDEN Shardiela	AHO	7 MAY 1997	4204	4204	4204
491	GUSTIAYU Tresna Puspita	INA	1 AUG 1996	4050	4050	4050
1015	MLJAC Brina	SLO	3 JAN 1993	3736	4168	3736
1019	POTOCAR Tjasa	SLO	13 SEP 1997	3272	4040	3272
852	SIDDIQUE Ghazala	PAK	12 APR 1994	3078	3078	3078

Total number of entries: 22



ENTRY LIST BY EVENT-FOR MC As of 25 AUG 2017

各項目參賽名單(頒獎典禮用)

CORRECTED
25 AUG 12:34

Bib	Name	NUSF Code	Date of Birth	Season Best	Personal Best	Qualifying Best
866	CAPIOSO Ma. Elizabeth	PHI	29 MAY 1995	1:05	1:05	1:05
1241	KASHYNA Inna	UKR	27 SEP 1991	1:30	1:30	1:30
1239	HAVRYLIUK Tamara	UKR	14 DEC 1995	1:32	1:32	1:32
1255	TSVILII Alina	UKR	18 SEP 1994	1:33	1:33	1:33
233	ZHANG Xin	CHN	17 AUG 1989	1:34	1:34	1:34
235	ZHAO Huimin	CHN	12 OCT 1993	1:34	1:34	1:34
1250	MYRONCHUK Valentyna	UKR	10 AUG 1994	1:34	1:34	1:34
226	MA Yiming	CHN	10 SEP 1997	1:34	1:31	1:34
372	NEUVONEN Elisa Pauliina	FIN	19 MAR 1991	1:35	1:35	1:35
931	RIBEIRO Mara	POR	11 MAY 1995	1:35	1:35	1:35
234	ZHANG Yan	CHN	3 JAN 1997	1:36	1:36	1:36
507	Priyanka	IND	10 MAR 1996	1:37	1:37	1:37
73	PICKLES Jessica Ashleig	AUS	9 FEB 1994	1:37	1:37	1:37
625	REPINA Polina	KAZ	29 JUN 1990	1:39	1:38	1:39
1154	CHANG Chia-Feng	TPE	15 AUG 1993	1:40	1:40	1:40
702	KARAM Sandy	LBN	14 FEB 1996	1:42	1:42	1:42
253	MARINO FONSECA Carolina	COL	18 AUG 1994	1:44	1:44	1:44
484	KOVACS Barbara	HUN	26 JUL 1993	1:33:43	1:33:43	1:33:43
486	RECSEI Rita	HUN	30 JAN 1996	1:34:43	1:34:43	1:34:43
979	OOSTHUIZEN Anel	RSA	22 APR 1995	1:34:49	1:34:49	1:34:49
1302	PONIKVAR Katja	SLO	29 OCT 1996			

Total number of entries: 21



ENTRY LIST BY EVENT-FOR MC As of 25 AUG 2017

各項目參賽名單(頒獎典禮用)

CORRECTED
25 AUG 12:34

Bib	Name	NUSF Code	Date of Birth	Season Best	National Record	Qualifying Best
SERBIA		SRB		10.50		10.50
1028	PETKOVIC Ivana		12 JAN 1992			
1030	SIRMIC Katarina		28 APR 1991			
1029	SIMIC Nikoleta		19 NOV 1996			
1027	BARJAKTAROVIC Zorana		2 MAR 1996			
SWITZERLAND		SUI		42.50		42.50
1069	HALBHEER Cornelia		16 AUG 1992			
1067	DEL PONTE Ajla		15 JUL 1996			
1070	KORA JOSEPH Salome Kpayero		8 JUN 1994			
1074	ZIMMERMANN Vanessa		11 JUN 1990			
1073	VON JACKOWSKI Selina Louise		10 DEC 1997			
1065	AGNOU Caroline Jasmin		26 MAY 1996			
KAZAKHSTAN		KAZ		43.03		43.03
620	KASHAFUTDINOVA Rima		24 JUL 1995			
626	SAFRONOVA Olga		5 NOV 1991			
629	ZYABKINA Viktoriya		4 SEP 1992			
627	SHYNAZBEKOVA Aigerim		1 JUL 1992			
619	GOLEDOVA Svetlana		25 JUL 1993			
UNITED STATES of AMERICA		USA		44.35		44.35
1279	HENDERSON Justice Kerissa		1 SEP 1998			
1285	WILLIAMS Tori Monique		14 DEC 1994			
1281	SAMUELS Samiyah Brielle		2 OCT 1997			
1284	SMITH Sierra Jade		22 OCT 1997			
1277	HARDNETT Kelli Nichole		31 MAY 1994			
1275	BURKS Tonyecia Kapri		29 APR 1996			
THAILAND		THA		44.77		44.77
1123	WANNAKIT Tassaporn		23 NOV 1989			
1114	CHATTHA On-Uma		27 MAR 1997			
1119	PAKDEE Kanyarat		6 JAN 1993			
1113	CHAROENSUK Parichat		16 APR 1998			
1121	RUNAN Sureewan		3 MAY 1997			
1122	THIPAT Supawan		10 FEB 1994			
JAPAN		JPN		44.98		44.98
599	MAEYAMA Miyu		21 FEB 1996			
596	IKI Ichiko		7 MAY 1997			
601	NAKAMURA Mizuki		22 MAR 1996			
604	TAKEUCHI Sayaka		18 JUL 1995			
594	HEMPHILL Meg		23 MAY 1996			
MEXICO		MEX		45.11		45.11
767	FLORES HERNANDEZ Iza Daniela		6 MAY 1994			
763	AGUILLON RAMOS Dania Amaris		14 FEB 1996			
771	MORAN ERREJON Paola		25 FEB 1997			
765	COOK MARTINEZ Rosa Leticia		3 JAN 1998			
764	BRITO OSORIO Natali		21 OCT 1989			



ENTRY LIST BY EVENT-FOR MC As of 25 AUG 2017

各項目參賽名單(頒獎典禮用)

CORRECTED
25 AUG 12:34

Bib	Name	NUSF Code	Date of Birth	Season Best	National Record	Qualifying Best
AUSTRALIA		AUS		45.59		45.59
64	HEDDING Elizabeth Megan		4 MAR 1996			
65	JENNEKE Michelle Amy		23 JUN 1993			
71	O'GRADY Gabriella Julie		18 FEB 1997			
72	PASTERNAKY Larissa		11 DEC 1991			
61	EVERETT Jasmine Cherayn		17 SEP 1991			
60	CLAY Elizabeth Anne		9 MAY 1995			
DENMARK		DEN		46.88		46.88
311	KRAMER Mathilde Uldall		15 MAR 1993			
306	GLENNER-FRANDSEN Astrid		11 APR 1993			
307	GRAVERSGAARD Mette		5 OCT 1995			
314	NISSEN Annemarie		8 JUL 1994			
309	JENSEN Line Renee		18 JUL 1992			
CHINESE TAIPEI		TPE		47.66		47.66
1165	KO Ching-Ting		9 MAY 1992			
1160	FANG An-Chi		7 MAY 1999			
1162	HSU Ya-Ting		5 FEB 1997			
1163	HU Chia-Chen		28 MAR 1997			
1172	SYU Yong-Jie		7 OCT 1992			
LATVIA		LAT		49.61		49.61
691	LATISEVA CUDARE Gunta		9 MAR 1995			
685	AUZINA Anna Paula		14 FEB 1996			
687	DAKTERE Diana		17 JUL 1994			
686	CEIKO Ingunā		1 OCT 1994			
694	TARASOVA Alevtina		31 JAN 1997			
BOTSWANA		BOT				
114	CHILUME Titose		16 NOV 1993			
115	MOLAPISI Ontiretse		18 JAN 1995			
116	MONWA Amantle Hazel		10 AUG 1996			
117	SEBELE Tsaone Bakani		27 OCT 1993			
CANADA		CAN				
196	THEVENIN Tijuana Kxante		7 SEP 1996			
197	WALKEDEN Leah Janine		10 FEB 1993			
199	WESTNEY Jellisa S		6 OCT 1993			
194	STIVERNE Aiyanna Brigitt		20 FEB 1995			
185	MAXWELL Nyoka Shondy Pe		7 APR 1997			
183	LATRACE Sandra Diane		10 MAR 1997			
DOMINICAN REPUBLIC		DOM				
322	DE AZA HENRRY Estrella Nicole		3 DEC 1996			
325	RODRÍGUEZ JIMÉNEZ Kiara Miguelina		23 DEC 1992			
323	MEDINA VENTURA Anabel		15 DEC 1996			
324	PAULINO Marileidy		25 OCT 1996			
326	VALERIO LUIS Oneida		23 JUN 1989			
ITALY		ITA				



ENTRY LIST BY EVENT-FOR MC As of 25 AUG 2017

各項目參賽名單(頒獎典禮用)

CORRECTED
25 AUG 12:34

Bib	Name	NUSF Code	Date of Birth	Season Best	National Record	Qualifying Best
POLAND		POL				
920	ZAGAJEWSKA Karolina Monika		5 APR 1993			
901	FORKASIEWICZ Agata Beata		13 JAN 1994			
908	KOLDEJ Malgorzata Barb		12 NOV 1990			
898	CIBA Kamila Magdalen		29 MAR 1995			
1307	OCHOCKA Ewa Magda		17 JAN 1996			
SOUTH AFRICA		RSA				
972	BRITS Maryke		25 FEB 1994			
986	THOMAS Tamzin		6 OCT 1997			
980	PALFRAMAN Justine		4 NOV 1993			
975	KINGWILL Kelly Lynn		22 JAN 1991			
982	PRINSLOO Lynique		30 MAR 1991			
978	NTSHINGILA Sibongile Patie		26 AUG 1989			

Total number of entries: 17



ENTRY LIST BY EVENT-FOR MC As of 25 AUG 2017

各項目參賽名單(頒獎典禮用)

CORRECTED
25 AUG 12:34

Bib	Name	NUSF Code	Date of Birth	Season Best	National Record	Qualifying Best
JAMAICA		JAM		3:25.05		3:25.05
565	WHYTE Ronda		6 NOV 1990			
560	JAMES Tiffany Donnama		31 JAN 1997			
562	LONEY Dawnalee Ann Ma		15 MAY 1996			
566	WILLIAMS Jodean		11 NOV 1993			
ROMANIA		ROU		3:27.10		3:27.10
943	RAZOR Bianca Denisa		8 AUG 1994			
941	NESTERIUC Anamaria		29 NOV 1993			
940	GAL Camelia Florina		18 OCT 1992			
938	BELGYAN Sanda		17 DEC 1992			
AUSTRALIA		AUS		3:28.80		3:28.80
55	BARTHOLOMEW Alexandra Joy		8 DEC 1994			
67	KEIR Alicia Jane		19 MAR 1991			
71	O'GRADY Gabriella Julie		18 FEB 1997			
75	STAFFORD Jessie Catherin		24 JUN 1995			
76	STOREY Lora Marian		19 OCT 1989			
72	PASTERNAISKY Larissa		11 DEC 1991			
CANADA		CAN		3:36.48		3:36.48
197	WALKEDEN Leah Janine		10 FEB 1993			
185	MAXWELL Nyoka Shondy Pe		7 APR 1997			
194	STIVERNE Aiyanna Brigitt		20 FEB 1995			
176	BALKWILL Kelsey Ellen		19 SEP 1992			
198	WESTAWAY Jenna Rae Eilee		19 JUN 1994			
190	POWELL Micha		12 JAN 1995			
UNITED STATES of AMERICA		USA		3:38.51		3:38.51
1278	HAWKINS Birexus Janae		18 JUL 1998			
1285	WILLIAMS Tori Monique		14 DEC 1994			
1274	BOOKMAN Deonca Dicole		29 OCT 1995			
1277	HARDNETT Kelli Nichole		31 MAY 1994			
1284	SMITH Sierra Jade		22 OCT 1997			
THAILAND		THA		3:38.63		3:38.63
1115	ENG-CHUAN Atchima		10 FEB 1990			
1120	POOLKERD Supanich		28 NOV 1997			
1116	HOEMHUK Pornpan		3 JUN 1993			
1118	KHONKHAM Jutamas		6 MAY 1991			
1117	KAEODI Thanphimon		27 DEC 1997			
1112	ATHIWET Apinya		12 JUN 1998			
MEXICO		MEX		3:39.01		3:39.01
771	MORAN ERREJON Paola		25 FEB 1997			
764	BRITO OSORIO Natali		21 OCT 1989			
765	COOK MARTINEZ Rosa Leticia		3 JAN 1998			
763	AGUILLON RAMOS Dania Amaris		14 FEB 1996			
767	FLORES HERNANDEZ Iza Daniela		6 MAY 1994			
BRAZIL		BRA		3:45.40		3:45.40
137	FERREIRA DA SILVA July		27 OCT 1994			
135	DA SILVA Tatiane Raquel		10 JUN 1990			
134	CHEFER SPINOLA Vanessa		5 MAR 1990			
136	DOS SANTOS SILVA Valdilene		18 DEC 1991			



ENTRY LIST BY EVENT-FOR MC As of 25 AUG 2017

各項目參賽名單(頒獎典禮用)

CORRECTED
25 AUG 12:34

Bib	Name	NUSF Code	Date of Birth	Season Best	National Record	Qualifying Best
NIGERIA		NGR				
808	GEORGE Patience Okon		25 NOV 1991			
805	EDOBI Jennifer Adaeze		20 JAN 1996			
810	NATHANIEL Glory Onome		23 JAN 1996			
809	IDUGBOE Tracy		11 AUG 1999			
812	YAKUBU Balikis Temitop		11 JUL 1996			
POLAND		POL				
916	SWIETY Justyna Elzbiet		3 DEC 1992			
899	DABROWSKA Martyna		5 APR 1994			
905	HOLUB Malgorzata Nata		30 OCT 1992			
897	BAUMGART Iga		11 APR 1989			
918	WYCISZKIEWICZ Patrycja Weroni		8 JAN 1994			
903	GAWORSKA Aleksandra		7 NOV 1995			
SLOVENIA		SLO				
1011	KODRIC Aneja		13 JAN 1993			
1017	PLAZNIK Anja		10 DEC 1996			
1022	ZUPANIC Tamara		8 SEP 1993			
1010	KAVKA Eva		14 OCT 1993			
SLOVENIA		SLO				
1011	KODRIC Aneja		13 JAN 1993			
1022	ZUPANIC Tamara		8 SEP 1993			
1018	PODLESNIK Veronika		22 JAN 1994			
1021	TOMICIC PREZELJ Joni		25 AUG 1993			
1302	PONIKVAR Katja		29 OCT 1996			
SOUTH AFRICA		RSA				
UKRAINE		UKR				
1236	BRYZGINA Anastasiia		9 JAN 1998			
1235	BIBIK Olha		5 FEB 1990			
1249	MELNYK Tetiana		2 APR 1995			
1243	KLYMIUK Kateryna		2 JUN 1995			
1245	KOLESNYCHENKO Olena		3 JUN 1993			
1244	KOBA Dzhois		26 FEB 1998			

Total number of entries: 14



TAIPEI STADIUM
臺北田徑場

TAIPEI 2017 SAT 周六
29TH SUMMER UNIVERSIADE 26 AUG 2017
7:00

ATHLETICS
田徑

WOMEN'S TEAM 20KM WALK
女子團體20公里競走



ENTRY LIST BY EVENT-FOR MC As of 25 AUG 2017
各項目參賽名單(頒獎典禮用)

CORRECTED
25 AUG 12:34

Bib	Name	NUSF Code	Date of Birth	Season Best	Personal Best	Qualifying Best
	PEOPLE'S REPUBLIC of CHINA	CHN				
	UKRAINE	UKR				

Total number of entries: 2





TAIPEI STADIUM
臺北田徑場

TAIPEI 2017 SUN 周日
29th SUMMER UNIVERSIADE 27 AUG 2017
7:00

ATHLETICS
田徑

WOMEN'S TEAM HALF MARATHON
女子團體半程馬拉松



ENTRY LIST BY EVENT-FOR MC As of 25 AUG 2017
各項目參賽名單(頒獎典禮用)

CORRECTED
25 AUG 12:34

Bib	Name	NUSF Code	Date of Birth	Season Best	Personal Best	Qualifying Best
	CHINESE TAIPEI	TPE				
	JAPAN	JPN				
	PEOPLE'S REPUBLIC of CHINA	CHN				
	SOUTH AFRICA	RSA				
	TURKEY	TUR				

Total number of entries: 5





RECORDS SET As of 26 AUG 2017
破紀錄

Record Type	Event	Phase	Date	Athlete / Team	NUSF Code	Wind	Result
UR	Men's Javelin	Final	26 AUG	CHENG Chao-Tsun	TPE		91.36
	Women's Hammer	Final	26 AUG	KOPRON Malwina	POL		76.85

Legend:
UR Universiade Record



MEDALLISTS BY EVENT As of 28 AUG 2017

各項金牌、銀牌、銅牌得獎名單

AFTER 50 OF 50 EVENTS

Event Name	Date	Medal	Name	NUSF Code
Men's Team 20km Walk		GOLD	JAPAN	JPN
		SILVER	MEXICO	MEX
		BRONZE	UKRAINE	UKR
Men's Team Half Marathon		GOLD	KATANISHI Kei KUDO Naoki SUZUKI Kengo TOCHIGI Wataru SUZUKI Takato	JPN
		SILVER	KEKANA Mokofane Milton MASIHLEHO Thabang Ambitio MULAUDZI Collen EESOU Marianio Lin Co	RSA
		BRONZE	YILDIRIMCI Sabahattin ALICI Yusuf TASDEMIR Aykut	TUR
Women's Team 20km Walk		GOLD	KASHYNA Inna TSVILII Alina MYRONCHUK Valentyna HAVRYLIUK Tamara	UKR
		SILVER	ZHANG Xin ZHAO Huimin ZHANG Yan	CHN
Women's Team Half Marathon		GOLD	MUNEHISA Yuki FUKUI Saki FURUYA Kanade IZUMIDA Maki YAMAGUCHI Kasumi	JPN
		SILVER	AYDEMIR Esmā EYTEMIS Sevilay AKPINAR Sebahat DEMIR Fatma KOKU Busra Nur	TUR
		BRONZE	TSAO Chun-Yu YOU Ya-Jyun CHEN Yu-Hsuan CHANG Chih-Hsuan	TPE



MEDALLISTS BY EVENT As of 28 AUG 2017

各項金牌、銀牌、銅牌得獎名單

AFTER 50 OF 50 EVENTS

Event Name	Date	Medal	Name	NUSF Code
Men's Shot Put	23 AUG 2017	GOLD	BELO Francisco	POR
		SILVER	BUKOWIECKI Konrad	POL
		BRONZE	GAG Andrei Marius	ROU
Women's 10000m	23 AUG 2017	GOLD	MASLOVA Daria	KGZ
		SILVER	JADHAV Sanjivani Babur	IND
		BRONZE	HOSODA Ai	JPN
Men's 100m	24 AUG 2017	GOLD	YANG Chun-Han	TPE
		SILVER	ROTO Thando	RSA
		BRONZE	BURRELL Cameron Malik	USA
Men's 10000m	24 AUG 2017	GOLD	BAHATI Sadic	UGA
		SILVER	SOARE Nicolae Alexand	ROU
		BRONZE	SHIOJIRI Kazuya	JPN
Men's Hammer	24 AUG 2017	GOLD	FAJDEK Pawel	POL
		SILVER	BAREISHA Pavel	BLR
		BRONZE	MARGHIEV Serghei	MDA
Women's 100m	24 AUG 2017	GOLD	FORBES Shashalee	JAM
		SILVER	SIRAGUSA Irene	ITA
		BRONZE	KORA JOSEPH Salome Kpayero	SUI
Women's Long Jump	24 AUG 2017	GOLD	ROTARU Alina	ROU
		SILVER	PANAYI Nektaria	CYP
		BRONZE	BUEHLER Anna	GER
Women's Discus	24 AUG 2017	GOLD	PUDENZ Kristin	GER
		SILVER	ALLMAN Valarie Carolyn	USA
		BRONZE	GOLLSHEWSKY Taryn Linley	AUS
Men's 400m	25 AUG 2017	GOLD	SANTOS AQUINO Luguélin Miguel	DOM
		SILVER	LESCAY PARDO Yoandys Alberto	CUB
		BRONZE	OMELKO Rafal Konrad	POL
Men's 1500m	25 AUG 2017	GOLD	BENITZ Timo	GER
		SILVER	MIELLET Alexis	FRA
		BRONZE	DAVIES Jonathan Stuart	GBR
Men's High Jump	25 AUG 2017	GOLD	WENDRICH Falk Henning	GER
		SILVER	FASSINOTTI Marco	ITA
		BRONZE	HSIANG Chun-Hsien	TPE
Men's Triple Jump	25 AUG 2017	GOLD	BABAYEV Nazim	AZE
		SILVER	ZANGO Hugues Fabrice	BUR
		BRONZE	YAMAMOTO Ryoma	JPN
Men's Decathlon	25 AUG 2017	GOLD	CRANSTON Kyle Stuart	AUS
		SILVER	HASSI Juuso Antero	FIN
		BRONZE	BOOTH Aaron James	NZL
Women's 400m	25 AUG 2017	GOLD	HOLUB Malgorzata Nata	POL
		SILVER	PALFRAMAN Justine	RSA
		BRONZE	RAZOR Bianca Denisa	ROU
Women's 800m	25 AUG 2017	GOLD	ALMANZA BLANCO Rose Mary	CUB
		SILVER	LIAKHOVA Olga	UKR
		BRONZE	AJOK Docus	UGA
Women's 400m Hurdles	25 AUG 2017	GOLD	FOLORUNSO Ayomide Temilad	ITA
		SILVER	LINKIEWICZ Joanna Malgorza	POL
		BRONZE	KOLESNYCHENKO Olena	UKR



MEDALLISTS BY EVENT As of 28 AUG 2017

各項金牌、銀牌、銅牌得獎名單

AFTER 50 OF 50 EVENTS

Event Name	Date	Medal	Name	NUSF Code
Women's Javelin	25 AUG 2017	GOLD	WITEK Marcelina Klaud	POL
		SILVER	SAITO Marina	JPN
		BRONZE	KANGAS Jenni Pirita Su	FIN
Men's 200m	26 AUG 2017	GOLD	JOHN Jeffrey	FRA
		SILVER	LINDE James Kenneth	CAN
		BRONZE	VOLKO Jan	SVK
Men's 400m Hurdles	26 AUG 2017	GOLD	SANTOS AQUINO Juander	DOM
		SILVER	CHEN Chieh	TPE
		BRONZE	LAHOULOU Abdelmalik	ALG
Men's Javelin	26 AUG 2017	GOLD	CHENG Chao-Tsun	TPE
		SILVER	HOFMANN Andreas Emil	GER
		BRONZE	HUANG Shih-Feng	TPE
Men's 20km Walk	26 AUG 2017	GOLD	YAMANISHI Toshikazu	JPN
		SILVER	SALAZAR ENRIQUEZ Julio Cesar	MEX
		BRONZE	OIKAWA Fumitaka	JPN
Women's 200m	26 AUG 2017	GOLD	SIRAGUSA Irene	ITA
		SILVER	LATISEVA CUDARE Gunta	LAT
		BRONZE	BONGIORNI Anna	ITA
Women's 3000m Steeplechase	26 AUG 2017	GOLD	GUVENC Tugba	TUR
		SILVER	GYUERKES Viktoria	HUN
		BRONZE	KAYA Ozlem	TUR
Women's 100m Hurdles	26 AUG 2017	GOLD	VISSER Nadine Johanna	NED
		SILVER	HERMAN Elvira	BLR
		BRONZE	KOZAK Luca	HUN
Women's Pole Vault	26 AUG 2017	GOLD	ZHUK Iryna	BLR
		SILVER	ROLOFF Annika	GER
		BRONZE	ONOFRE Marta	POR
Women's Hammer	26 AUG 2017	GOLD	KOPRON Malwina	POL
		SILVER	MALYSHCHYK Hanna	BLR
		BRONZE	FIODOROW Joanna	POL
Women's 20km Walk	26 AUG 2017	GOLD	KASHYNA Inna	UKR
		SILVER	ZHANG Xin	CHN
		BRONZE	NEUVONEN Elisa Pauliina	FIN
Men's Half Marathon	27 AUG 2017	GOLD	KATANISHI Kei	JPN
		SILVER	KUDO Naoki	JPN
		BRONZE	SUZUKI Kengo	JPN
Men's 3000m Steeplechase	27 AUG 2017	GOLD	ZALEWSKI Krystian	POL
		SILVER	MOKOPANE Rantso Alfred	RSA
		BRONZE	MESSAOUDI Ali	ALG
Men's 110m Hurdles	27 AUG 2017	GOLD	BAJI Balazs	HUN
		SILVER	CHEN Kuei-Ru	TPE
		BRONZE	CZYKIER Damian	POL
Men's Pole Vault	27 AUG 2017	GOLD	FERREIRA Diogo	POR
		SILVER	GRIGORYEV Sergey	KAZ
		BRONZE	STECCHI Claudio	ITA
Women's 5000m	27 AUG 2017	GOLD	KLEIN Hanna Elisabeth	GER
		SILVER	OCONNELL Jessica Marie	CAN
		BRONZE	JUDD Jessica May	GBR



MEDALLISTS BY EVENT As of 28 AUG 2017

各項金牌、銀牌、銅牌得獎名單

AFTER 50 OF 50 EVENTS

Event Name	Date	Medal	Name	NUSF Code
Women's Half Marathon	27 AUG 2017	GOLD	MUNEHISA Yuki	JPN
		SILVER	AYDEMIR Esma	TUR
		BRONZE	FUKUI Saki	JPN
Women's Triple Jump	27 AUG 2017	GOLD	ECKHARDT Neele	GER
		SILVER	FU Luna	CHN
		BRONZE	GRIVA Mara	LAT
Women's Shot Put	27 AUG 2017	GOLD	CREW Brittany Ann Ni	CAN
		SILVER	KARDASZ Klaudia	POL
		BRONZE	GUBA Paulina Renata	POL
Women's Heptathlon	27 AUG 2017	GOLD	PREINER Verena	AUT
		SILVER	BURNETT Alysha Jane	AUS
		BRONZE	VIDTS Noor	BEL
Men's 800m	28 AUG 2017	GOLD	LOPEZ ALVAREZ Jesus Tonatiu	MEX
		SILVER	BELBACHIR Mohamed	ALG
		BRONZE	LUSINE Aymeric	FRA
Men's 5000m	28 AUG 2017	GOLD	BARRER Francois	FRA
		SILVER	DAVIES Jonathan Stuart	GBR
		BRONZE	VOJTA Andreas	AUT
Men's Long Jump	28 AUG 2017	GOLD	JUSKA Radek	CZE
		SILVER	TRIKI Yasser Mohammed	ALG
		BRONZE	MAIAU Raihau	FRA
Men's Discus	28 AUG 2017	GOLD	JAGERS III Reginald Louis	USA
		SILVER	FIRFIRICA Alin Alexandru	ROU
		BRONZE	SZIKSZAI Robert Tamas	HUN
Men's 4x100m Relay	28 AUG 2017	GOLD	TANAKA Yusuke TADA Shuhei KITAGAWA Sho YAMASHITA Jun	JPN
		SILVER	LEWIS III John Lee COLLINS Le Shon Jabre MARTIN Jacarias Terrez BURRELL Cameron Malik	USA
		BRONZE	WEI Yi-Ching YANG Chun-Han CHENG Po-Yu CHEN Chia-Hsun	TPE
Men's 4x400m Relay	28 AUG 2017	GOLD	SANTOS AQUINO Juander CHARLES Luis Enrique CHARLES MEN Andito SANTOS AQUINO Luguelin Miguel DÍAZ OROZCO Kendris Eliezer	DOM
		SILVER	LATTIN Amere Davion BROWN Curtis De'sean CLARKE Jordan Shaquill MONTGOMERY Kahmari Rodney	USA



MEDALLISTS BY EVENT

As of 28 AUG 2017

各項金牌、銀牌、銅牌得獎名單

AFTER 50 OF 50 EVENTS

Event Name	Date	Medal	Name	NUSF Code
Men's 4x400m Relay	28 AUG 2017	BRONZE	TESAR Jan HODBOD Lukas SNEJDR Filip MUELLER Vit JURANEK Martin	CZE
Women's 1500m	28 AUG 2017	GOLD	TERZIC Amela	SRB
		SILVER	AJOK Docus	UGA
		BRONZE	MAKI Kristiina	CZE
Women's High Jump	28 AUG 2017	GOLD	OKUNIEVA Oksana	UKR
		SILVER	GERASHCHENKO Iryna	UKR
		BRONZE	PALSYTE Airine	LTU
Women's 4x100m Relay	28 AUG 2017	GOLD	DEL PONTE Ajla KORA JOSEPH Salome Kpayero HALBHEER Cornelia VON JACKOWSKI Selina Louise	SUI
		SILVER	CIBA Kamila Magdalen FORKASIEWICZ Agata Beata KOLDEJ Malgorzata Barb ZAGAJEWSKA Karolina Monika	POL
		BRONZE	TAKEUCHI Sayaka NAKAMURA Mizuki IKI Ichiko MAEYAMA Miyu	JPN
Women's 4x400m Relay	28 AUG 2017	GOLD	HOLUB Malgorzata Nata BAUMGART Iga WYCISZKIEWICZ Patrycja Weroni SWIETY Justyna Elzbiet GAWORSKA Aleksandra DABROWSKA Martyna	POL
		SILVER	AGUILLON RAMOS Dania Amaris BRITO OSORIO Natali COOK MARTINEZ Rosa Leticia MORAN ERREJON Paola	MEX
		BRONZE	NESTERIUC Anamaria BELGYAN Sanda GAL Camelia Florina RAZOR Bianca Denisa	ROU



MEDAL STANDINGS As of 28 AUG 2017

獎牌排行榜

AFTER 50 OF 50 EVENTS

Rank	NUSF	Men				Women				Total				Rank by Total
		G	S	B	Tot	G	S	B	Tot	G	S	B	Tot	
1	JPN - Japan	5	1	4	10	2	1	3	6	7	2	7	16	1
2	POL - Poland	2	1	2	5	4	3	2	9	6	4	4	14	2
3	GER - Germany	2	1		3	3	1	1	5	5	2	1	8	=3
4	UKR - Ukraine			1	1	3	2	1	6	3	2	2	7	5
5	DOM - Dominican Republic	3			3					3			3	=16
6	TPE - Chinese Taipei	2	2	3	7			1	1	2	2	4	8	=3
7	ITA - Italy		1	1	2	2	1	1	4	2	2	2	6	=6
8	FRA - France	2	1	2	5					2	1	2	5	=8
9	POR - Portugal	2			2			1	1	2		1	3	=16
10	USA - United States of America	1	2	1	4		1		1	1	3	1	5	=8
11	BLR - Belarus		1		1	1	2		3	1	3		4	=11
11	MEX - Mexico	1	2		3		1		1	1	3		4	=11
13	ROU - Romania		2	1	3	1		2	3	1	2	3	6	=6
14	TUR - Turkey			1	1	1	2	1	4	1	2	2	5	=8
15	CAN - Canada		1		1	1	1		2	1	2		3	=16
16	HUN - Hungary	1		1	2		1	1	2	1	1	2	4	=11
17	AUS - Australia	1			1		1	1	2	1	1	1	3	=16
17	UGA - Uganda	1			1		1	1	2	1	1	1	3	=16
19	CUB - Cuba		1		1	1			1	1	1		2	=25
20	CZE - Czech Republic	1		1	2			1	1	1		2	3	=16
21	AUT - Austria			1	1	1			1	1		1	2	=25
21	SUI - Switzerland					1		1	2	1		1	2	=25
23	AZE - Azerbaijan	1			1					1			1	=29
23	JAM - Jamaica					1			1	1			1	=29
23	KGZ - Kyrgyzstan					1			1	1			1	=29
23	NED - Netherlands					1			1	1			1	=29
23	SRB - Serbia					1			1	1			1	=29
28	RSA - South Africa		3		3		1		1		4		4	=11
29	CHN - People's Republic of China						3		3		3		3	=16
30	ALG - Algeria		2	2	4					2	2	4	4	=11
31	FIN - Finland		1		1			2	2		1	2	3	=16
31	GBR - United Kingdom of G.B. & N.I.		1	1	2			1	1		1	2	3	=16
33	LAT - Latvia						1	1	2		1	1	2	=25
34	BUR - Burkina Faso		1		1						1		1	=29
34	CYP - Cyprus						1		1		1		1	=29
34	IND - India						1		1		1		1	=29
34	KAZ - Kazakhstan		1		1						1		1	=29
38	BEL - Belgium							1	1			1	1	=29
38	LTU - Lithuania							1	1			1	1	=29
38	MDA - Republic of Moldova				1	1						1	1	=29
38	NZL - New Zealand				1	1						1	1	=29
38	SVK - Slovakia				1	1						1	1	=29
Total:		25	25	25	75	25	25	24	74	50	50	49	149	

Legend:
 = Equal sign indicates that two or more NUSFs share the same rank by total
 Tot Total
 B Bronze G Gold S Silver



PLACING TABLE As of 28 AUG 2017

獎牌數排名

AFTER 50 OF 50 EVENTS

Rank	NUSF	1st		2nd		3rd		4th		5th		6th		7th		8th		Total Points
		PI	Pts	PI	Pts	PI	Pts	PI	Pts	PI	Pts	PI	Pts	PI	Pts	PI	Pts	
1	POL - Poland	6	48	4	28	4	24	6	30	6	24	1	3	1	2	1	0.50	159.50
2	JPN - Japan	4	32	1	7	5	30	3	15	1	4	1	3	2	4	1	1	96
3	GER - Germany	5	40	2	14	1	6	1	4	2	8	1	3	3	6	1	1	82
4	AUS - Australia	1	8	1	7	1	6	4	20	3	11.50	4	12	3	6	2	2	72.50
5	ITA - Italy	2	16	2	14	2	12	2	10	2	8	3	9	1	2	1	1	72
6	TPE - Chinese Taipei	2	16	2	14	4	24			1	4			2	4			62
7	RSA - South Africa			4	28			2	10			6	18	2	4	2	2	62
8	MEX - Mexico	1	8	2	14			6	29	1	4			2	4			59
9	GBR - United Kingdom of G.B. & N.I.			1	7	2	12	3	14.50	4	16	2	6			1	1	56.50
10	ROU - Romania	1	8	2	14	3	18	1	5	1	4	1	3					52
11	UKR - Ukraine	2	16	2	14	1	6	1	5			1	3	2	4	1	1	49
12	HUN - Hungary	1	8	1	7	2	12	2	10			4	12					49
13	CAN - Canada	1	8	2	14			2	10	1	4	2	6	2	4	1	1	47
14	FRA - France	2	16	1	7	2	12			2	8			1	2	1	1	46
15	TUR - Turkey	1	8	1	7	2	12	2	10	1	4	1	3	1	2			46
16	USA - United States of America	1	8	3	21	1	6					1	3	1	2	2	2	42
17	BLR - Belarus	1	8	3	21			2	10							1	1	40
18	POR - Portugal	2	16			1	6			4	16							38
19	CZE - Czech Republic	1	8			2	12			2	8	1	3	2	4	2	2	37
20	FIN - Finland			1	7	2	12	2	10			1	3	1	2	1	1	35
21	ALG - Algeria			2	14	2	12			1	4					1	1	31
22	UGA - Uganda	1	8	1	7	1	6	1	5			1	3			1	1	30
23	KAZ - Kazakhstan			1	7			1	4.50	2	7.50	1	3	2	4	1	1	27
24	DOM - Dominican Republic	3	24															24
25	CHN - People's Republic of China			2	14			1	5					1	2	3	3	24
26	SUI - Switzerland	1	8			1	6			1	4			1	2	2	2	22
27	LAT - Latvia			1	7	1	6					1	3	1	2	1	1	19
28	BRA - Brazil									2	8	1	3	3	6	2	2	19
29	LTU - Lithuania					1	6			1	4	1	3	2	4			17
30	AUT - Austria	1	8			1	6							1	2			16
31	CUB - Cuba	1	8	1	7													15
32	SVK - Slovakia					1	6	1	5	1	4							15
33	JAM - Jamaica	1	8					1	5									13
34	IND - India			1	7							1	3	1	2	1	1	13
35	BEL - Belgium					1	6			1	4			1	2			12
36	MDA - Republic of Moldova					1	6	1	5									11
37	CYP - Cyprus			1	7							1	3					10
38	NZL - New Zealand					1	6					1	3			1	1	10
39	SRB - Serbia	1	8													1	1	9
=40	AZE - Azerbaijan	1	8															8
=40	KGZ - Kyrgyzstan	1	8															8
=40	NED - Netherlands	1	8															8
43	BUR - Burkina Faso			1	7													7
44	KOR - Republic of Korea											2	6			1	1	7
45	THA - Thailand									1	4			1	2			6
=46	BUL - Bulgaria							1	5									5
=46	CHI - Chile							1	5									5



PLACING TABLE As of 28 AUG 2017

獎牌數排名

AFTER 50 OF 50 EVENTS

Rank	NUSF	1st		2nd		3rd		4th		5th		6th		7th		8th		Total Points	
		PI	Pts	PI	Pts	PI	Pts	PI	Pts	PI	Pts	PI	Pts	PI	Pts	PI	Pts		
=46	MGL - Mongolia							1	5									5	
=49	LUX - Luxembourg									1	4						1	1	5
=49	TTO - Trinidad and Tobago									1	4						1	1	5
51	ISR - Israel											1	3	1	2			5	
52	MNE - Montenegro							1	4									4	
53	DEN - Denmark									1	4							4	
54	GHA - Ghana											1	3			1	1	4	
55	IRL - Ireland													2	4			4	
56	EST - Estonia													1	2	2	2	4	
57	ARG - Argentina											1	3			1	0.50	3.50	
58	SEN - Senegal											1	3					3	
=59	CRC - Costa Rica															1	1	1	
=59	HKG - Hong Kong, China															1	1	1	

Note:																		
Order	1	2	3	4	5	6	7	8										
Points	8	7	6	5	4	3	2	1										

Legend:				
PI	Place	Pts	Points	



MULTI-MEDALLISTS As of 28 AUG 2017

多枚奖牌获得者

Rank	Name	NUSF Code	Event name	Medal	Total Number of Medals
1	HOLUB Malgorzata Nata	POL	Women's 400m	GOLD	2
			Women's 4x400m Relay	GOLD	
1	SANTOS AQUINO Juander	DOM	Men's 400m Hurdles	GOLD	2
			Men's 4x400m Relay	GOLD	
1	SANTOS AQUINO Luguelin Miguel	DOM	Men's 400m	GOLD	2
			Men's 4x400m Relay	GOLD	
4	SIRAGUSA Irene	ITA	Women's 200m	GOLD	2
			Women's 100m	SILVER	
5	KORA JOSEPH Salome Kpayero	SUI	Women's 4x100m Relay	GOLD	2
			Women's 100m	BRONZE	
5	YANG Chun-Han	TPE	Men's 100m	GOLD	2
			Men's 4x100m Relay	BRONZE	
7	AJOK Docus	UGA	Women's 1500m	SILVER	2
			Women's 800m	BRONZE	
7	BURRELL Cameron Malik	USA	Men's 4x100m Relay	SILVER	2
			Men's 100m	BRONZE	
7	DAVIES Jonathan Stuart	GBR	Men's 5000m	SILVER	2
			Men's 1500m	BRONZE	
10	RAZOR Bianca Denisa	ROU	Women's 400m	BRONZE	2
			Women's 4x400m Relay	BRONZE	



NUSF	Total	100m	200m	400m	800m	1500m	5000m	10000m	Half Marathon	3000m SC	100m H	400m H	HJ	PV	LJ	TJ	SP	DT	HT	JT	Heptathlon	20km Walk	4x100m	4x400m	Team 20km Walk	Team Half Marathon	Total Entries	Total Athletes
		AHO - Curaçao	-	-	-	-	-	-	-	-	-	-	-	-	-	-	-	-	-	-	-	-	1	-	-	-	-	-
ALB - Albania	1	-	-	-	-	-	-	-	-	-	-	-	-	-	-	-	-	-	-	-	-	-	-	-	-	-	1	1
ALG - Algeria	-	-	-	2	-	-	-	-	-	-	1	-	-	1	-	-	-	-	-	-	-	-	-	-	-	-	4	3
ARG - Argentina	-	1	1	-	-	-	-	-	-	1	-	-	1	-	-	-	-	1	1	-	1	-	-	-	-	-	7	6
AUS - Australia	-	-	-	1	-	-	1	-	2	2	-	2	-	-	-	-	-	1	1	2	1	1	1	1	-	-	16	22
AUT - Austria	1	1	-	-	-	-	-	-	-	-	1	-	-	-	-	-	-	-	-	-	1	1	-	-	-	-	5	4
AZE - Azerbaijan	-	-	-	-	-	-	-	-	-	-	-	-	-	-	-	-	-	-	1	-	-	-	-	-	-	-	1	1
BEL - Belgium	-	1	-	-	-	-	-	-	-	-	2	-	2	-	-	-	-	-	-	-	-	1	-	-	-	-	6	6
BLR - Belarus	-	-	-	-	-	-	-	-	-	1	-	-	1	-	-	-	1	-	1	-	-	-	-	-	-	-	4	4
BOL - Bolivia	-	-	-	-	-	-	1	1	-	-	-	-	-	-	-	-	-	-	-	-	-	-	-	-	-	-	2	1
BOT - Botswana	2	2	1	-	-	-	-	-	-	-	-	-	-	-	1	1	-	-	-	-	-	-	1	-	-	-	8	4
BRA - Brazil	-	-	-	-	2	-	-	1	1	-	-	-	-	-	-	-	-	-	1	2	1	-	-	1	-	-	9	7
BUL - Bulgaria	-	-	-	-	1	-	-	-	-	-	-	-	-	-	1	-	-	1	-	-	-	-	-	-	-	-	3	3
BUR - Burkina Faso	-	-	-	-	-	-	-	-	-	-	-	-	-	-	-	-	-	-	-	-	-	1	-	-	-	-	1	1
CAF - Central African Republic	1	1	-	-	-	-	-	-	-	-	-	-	-	-	-	-	-	-	-	-	-	-	-	-	-	-	2	1
CAN - Canada	2	1	2	2	2	1	1	-	1	2	1	-	2	1	1	2	1	1	2	2	-	1	1	-	-	-	29	26
CHI - Chile	-	1	-	-	-	-	-	-	-	-	-	-	-	-	-	-	2	1	-	-	-	-	-	-	-	-	4	3
CHN - People's Republic of China	-	-	-	-	-	1	-	5	-	1	-	-	-	-	1	1	-	1	-	1	1	4	-	-	1	1	18	16
CIV - Côte d'Ivoire	-	-	-	-	-	-	-	-	-	1	-	-	-	-	-	-	-	-	-	-	-	-	-	-	-	-	1	1
CMR - Cameroon	1	1	-	-	-	-	-	-	-	-	-	-	-	-	-	-	-	-	-	-	-	-	-	-	-	-	2	1
COL - Colombia	-	-	1	-	-	1	1	-	-	-	-	-	-	-	-	1	-	-	2	-	-	1	-	-	-	-	7	6
CRC - Costa Rica	-	-	-	-	-	-	-	-	-	-	1	-	-	-	-	-	-	-	-	-	-	-	-	-	-	-	1	1
CRO - Croatia	-	1	1	-	-	1	-	-	-	-	1	-	-	-	-	-	-	-	-	-	-	-	-	-	-	-	4	4
CUB - Cuba	-	-	-	1	-	-	-	-	-	-	-	-	-	-	-	-	-	-	-	-	-	-	-	-	-	-	1	1
CYP - Cyprus	-	-	-	1	1	-	-	-	-	-	-	-	-	-	1	-	-	-	-	-	-	-	-	-	-	-	3	2
CZE - Czech Republic	1	2	-	-	1	1	-	-	2	-	-	-	-	-	-	-	-	-	1	1	-	-	-	-	-	-	9	7



NUSF	100m	200m	400m	800m	1500m	5000m	10000m	Half Marathon	3000m SC	100m H	400m H	HJ	PV	LJ	TJ	SP	DT	HT	JT	Heptathlon	20km Walk	4x100m	4x400m	Team 20km Walk	Team Half Marathon	Total Entries	Total Athletes
	DEN - Denmark	2	2	-	2	2	-	-	-	-	1	1	1	2	-	-	1	1	-	1	1	-	1	-	-	-	18
DOM - Dominican Republic	2	2	-	-	-	-	-	-	-	1	-	-	-	-	-	-	-	-	-	-	-	-	1	-	-	6	5
ESA - El Salvador	-	-	-	-	-	-	-	-	-	1	-	-	-	-	-	-	-	-	-	-	-	-	-	-	-	1	1
EST - Estonia	2	1	1	1	1	-	-	-	-	1	-	2	2	2	2	-	1	-	2	1	-	-	-	-	-	19	14
FIN - Finland	-	1	-	-	-	-	-	-	-	2	1	-	-	1	-	-	1	-	2	1	1	-	-	-	-	10	10
FRA - France	-	-	-	-	-	-	-	-	-	1	-	-	-	1	-	-	-	1	1	-	-	-	-	-	-	4	4
GBR - United Kingdom of G.B. & N.I.	1	-	-	1	1	2	2	-	-	1	1	-	-	-	-	1	-	-	-	-	-	-	-	-	-	10	9
GEQ - Equatorial Guinea	1	-	-	-	-	-	-	-	-	-	-	-	-	-	-	-	-	-	-	-	-	-	-	-	-	1	1
GER - Germany	1	-	-	1	2	1	-	1	-	-	-	1	2	1	1	2	1	1	1	-	-	-	-	-	-	16	15
GHA - Ghana	2	2	1	-	-	-	-	-	-	-	-	-	-	-	-	-	-	-	-	-	-	-	1	-	-	6	5
GRE - Greece	-	-	-	-	-	-	-	-	-	-	1	-	-	-	-	-	-	-	-	-	-	-	-	-	-	1	1
GUA - Guatemala	-	-	-	-	-	-	-	-	-	-	-	-	-	-	1	-	-	-	-	-	-	-	-	-	-	1	1
HKG - Hong Kong, China	1	-	-	-	-	-	-	-	-	1	-	1	-	-	-	-	-	-	-	-	-	-	-	-	-	3	3
HUN - Hungary	-	-	-	1	-	-	-	-	1	2	-	-	-	-	-	-	-	1	2	-	2	-	-	-	-	9	9
INA - Indonesia	1	-	-	-	-	-	-	-	-	-	-	-	-	-	-	-	-	-	-	-	1	-	-	-	-	2	2
IND - India	1	-	1	-	-	1	1	-	-	-	1	-	-	-	1	1	1	-	-	-	-	1	-	-	-	9	8
IRL - Ireland	1	1	-	-	-	2	1	-	1	1	-	-	-	-	-	-	-	-	-	-	-	-	-	-	-	7	6
IRQ - Iraq	-	-	-	-	-	-	-	-	-	1	-	-	-	-	-	-	-	-	-	-	-	-	-	-	-	1	1
ITA - Italy	2	2	-	1	-	-	-	-	1	1	1	-	1	-	1	-	1	1	-	-	-	-	1	-	-	13	10
JAM - Jamaica	1	2	1	-	-	-	-	-	-	1	1	-	-	-	-	2	-	-	-	-	-	-	-	1	-	9	8
JPN - Japan	2	2	-	-	-	2	3	5	-	-	-	-	-	-	-	-	-	-	2	1	-	1	-	-	1	19	15
KAZ - Kazakhstan	2	2	1	-	-	-	-	-	-	2	-	-	-	-	1	-	-	1	1	-	1	1	-	-	-	12	11
KEN - Kenya	1	1	1	-	-	-	-	-	-	-	1	-	-	1	-	-	-	-	-	-	-	-	-	-	-	5	3
KGZ - Kyrgyzstan	-	-	-	-	-	-	1	-	-	-	-	-	-	-	-	-	-	-	-	-	-	-	-	-	-	1	1
KOR - Republic of Korea	-	-	-	-	-	-	-	1	-	-	-	-	-	1	-	-	-	-	-	-	1	-	-	-	-	3	3
LAT - Latvia	2	2	-	-	-	-	-	-	-	-	1	-	-	2	2	1	-	-	2	-	-	-	1	-	-	13	10



NUSF	100m	200m	400m	800m	1500m	5000m	10000m	Half Marathon	3000m SC	100m H	400m H	HJ	PV	LJ	TJ	SP	DT	HT	JT	Heptathlon	20km Walk	4x100m	4x400m	Team 20km Walk	Team Half Marathon	Total Entries	Total Athletes
	LBN - Lebanon	-	-	-	-	-	-	-	-	-	1	-	-	-	1	-	-	-	-	-	-	1	-	-	-	-	3
LES - Lesotho	-	-	-	1	-	-	-	-	-	-	-	-	-	-	-	-	-	-	-	-	-	-	-	-	-	1	1
LTU - Lithuania	-	-	1	1	-	-	-	-	-	-	-	1	-	-	1	2	1	-	1	-	-	-	-	-	-	8	7
LUX - Luxembourg	-	-	-	1	2	-	-	-	-	-	-	-	-	-	-	-	-	-	-	-	-	-	-	-	-	3	2
MDA - Republic of Moldova	-	-	-	-	-	-	-	-	-	-	-	-	-	-	-	1	-	-	-	-	-	-	-	-	-	1	1
MEX - Mexico	1	2	2	-	-	1	1	-	-	-	-	2	-	2	-	1	-	-	-	-	-	-	1	1	-	14	10
MKD - FYR of Macedonia	-	1	-	-	-	-	-	-	-	-	1	-	-	-	-	-	-	-	-	-	-	-	-	-	-	2	1
MNE - Montenegro	-	-	-	-	-	-	-	-	-	-	-	1	-	-	-	-	-	-	-	-	-	-	-	-	-	1	1
NED - Netherlands	-	-	-	-	-	-	1	-	1	1	-	-	-	-	-	1	-	1	-	-	-	-	-	-	-	5	5
NGR - Nigeria	1	-	-	1	-	-	-	-	-	-	1	-	-	-	-	-	-	-	-	-	-	-	-	1	-	4	7
NIG - Niger	1	1	-	-	-	-	-	-	-	-	-	-	-	-	-	-	-	-	-	-	-	-	-	-	-	2	1
NOR - Norway	-	-	-	1	1	-	-	-	-	-	2	-	-	-	-	-	-	-	-	1	1	-	-	-	-	6	5
NZL - New Zealand	1	1	-	-	-	1	-	-	-	-	-	-	-	-	-	-	-	1	1	-	-	-	-	-	-	5	4
OMA - Oman	1	1	1	-	-	-	-	-	-	-	-	-	-	-	-	-	-	-	-	-	-	-	-	-	-	3	2
PAK - Pakistan	-	-	-	-	-	-	-	-	-	-	-	1	-	-	-	-	-	-	-	1	1	-	-	-	-	3	2
PER - Peru	-	-	-	-	-	-	-	-	-	-	-	-	-	-	1	1	-	-	-	-	-	-	-	-	-	2	1
PHI - Philippines	1	2	1	1	-	-	-	-	-	1	-	-	-	1	1	-	-	-	-	-	-	1	-	-	-	9	6
POL - Poland	2	2	2	1	1	1	-	-	1	1	2	-	2	-	-	2	2	2	1	-	-	1	1	-	-	24	26
POR - Portugal	-	-	1	-	-	-	-	-	-	-	1	-	1	-	-	-	-	-	-	-	-	1	-	-	-	4	4
ROU - Romania	-	-	2	-	1	1	1	-	-	1	1	-	-	1	-	-	-	-	-	-	-	-	-	1	-	9	7
RSA - South Africa	1	1	1	1	1	1	-	3	1	1	-	1	-	2	2	1	1	1	1	-	1	1	1	-	1	24	18
RWA - Rwanda	-	-	-	-	-	1	-	-	-	-	-	-	-	-	-	-	-	-	-	-	-	-	-	-	-	1	1
SEN - Senegal	-	-	-	-	-	-	-	-	-	-	-	-	-	-	1	-	-	-	-	-	-	-	-	-	-	1	1
SLE - Sierra Leone	-	1	1	1	-	-	-	-	-	-	-	-	-	-	-	-	-	-	-	-	-	-	-	-	-	3	2
SLO - Slovenia	1	1	1	1	1	-	-	1	-	1	-	1	1	-	1	1	-	-	1	2	1	-	2	-	-	17	15
SRB - Serbia	2	2	-	1	1	1	-	-	-	1	-	-	-	-	-	-	-	-	-	-	-	-	1	-	-	9	5



NUSF	100m	200m	400m	800m	1500m	5000m	10000m	Half Marathon	3000m SC	100m H	400m H	HJ	PV	LJ	TJ	SP	DT	HT	JT	Heptathlon	20km Walk	4x100m	4x400m	Team 20km Walk	Team Half Marathon	Total Entries	Total Athletes
	SRI - Sri Lanka	2	1	1	-	-	-	-	-	-	-	1	-	-	1	1	-	-	-	1	-	-	-	-	-	-	8
SUI - Switzerland	2	1	1	-	1	-	-	1	-	1	-	-	-	-	-	-	-	-	-	-	-	1	-	-	-	8	8
SVK - Slovakia	1	1	-	-	-	-	-	-	-	1	1	1	-	-	-	-	-	1	-	2	-	-	-	-	-	8	6
SWE - Sweden	-	-	-	-	-	-	-	-	-	-	-	-	-	-	-	1	-	-	-	-	-	-	-	-	-	1	1
SWZ - Swaziland	1	1	-	-	-	-	-	-	-	-	-	1	-	-	-	-	-	-	-	-	-	-	-	-	-	3	2
TAN - United Republic of Tanzania	1	1	-	-	-	-	-	-	-	-	-	-	-	-	-	-	-	-	-	-	-	-	-	-	-	2	1
THA - Thailand	-	-	-	-	-	-	-	-	-	-	-	-	-	-	-	-	-	-	-	-	-	1	1	-	-	2	12
TPE - Chinese Taipei	1	1	-	-	-	-	-	4	-	2	1	-	1	1	1	1	1	-	2	2	1	1	-	-	1	21	22
TTO - Trinidad and Tobago	-	-	-	-	-	-	-	-	-	-	-	-	-	-	-	1	-	-	-	-	-	-	-	-	-	1	1
TUR - Turkey	-	-	-	-	-	1	3	5	2	-	1	-	-	-	1	-	-	1	1	-	-	-	-	-	1	16	13
UGA - Uganda	2	2	1	2	2	1	1	-	1	-	-	-	-	1	-	-	-	-	-	-	-	-	-	-	-	13	6
UKR - Ukraine	-	-	2	1	-	-	-	-	1	-	1	2	1	-	-	-	-	-	-	-	4	-	1	1	-	14	16
USA - United States of America	1	1	2	-	1	-	-	-	1	-	1	-	-	2	1	1	2	2	-	-	-	1	1	-	-	17	14
VIE - Vietnam	1	1	-	-	-	-	-	-	-	-	-	-	-	-	-	-	-	-	-	-	-	-	-	-	-	2	1
ZAM - Zambia	1	2	1	1	-	-	-	-	-	-	-	-	-	-	-	-	-	-	-	-	-	-	-	-	-	5	3

Legend:																												
DT	Discus Throw	H	Hurdles	HJ	High Jump	HT	Hammer Throw	JT	Javelin Throw	LJ	Long Jump	PV	Pole Vault	SC	Steeplechase	SP	Shot Put	TJ	Triple Jump									



ENTRY LIST BY EVENT As of 22 AUG 2017

各項目參賽名單

Bib	Name	NUSF Code	Date of Birth	Season Best	Personal Best	Qualifying Best
4	URSHINI Iveta	ALB	28 JAN 1998	12.33	12.33	12.33
82	KLEISER Viola	AUT	13 NOV 1990	11.51	11.51	11.51
117	SEBELE Tsaone Bakani	BOT	27 OCT 1993	11.68	11.48	11.68
115	MOLAPISI Ontiretse	BOT	18 JAN 1995	12.07	12.07	12.07
149	NDARATA Prestige	CAF	23 NOV 1997	12.06	12.06	12.06
197	WALKEDEN Leah Janine	CAN	10 FEB 1993	11.65	11.64	11.65
199	WESTNEY Jellisa S	CAN	6 OCT 1993	11.68	11.48	11.68
240	ABESSOLO BIVINA Germaine Emelin	CMR	9 MAY 1990	11.60	11.60	11.60
285	PROCHAZKOVA Barbora	CZE	13 DEC 1991	11.50	11.50	11.50
311	KRAMER Mathilde Uldall	DEN	15 MAR 1993	11.59	11.59	11.59
306	GLENNER-FRANDSEN Astrid	DEN	11 APR 1993	11.98	11.98	11.98
322	DE AZA HENRRY Estrella Nicole	DOM	3 DEC 1996	12.01	12.01	12.01
325	RODRÍGUEZ JIMÉNEZ Kiara Miguelina	DOM	23 DEC 1992	12.17	12.17	12.17
354	VORO Oilme	EST	2 JAN 1996	11.81	11.81	11.81
348	SUUMANN Diana	EST	5 JUL 1992	12.10	11.89	12.10
409	HUMPHREYS Corinne Dawn	GBR	7 NOV 1991	11.39	11.39	11.39
417	AKIEME MAYE Maria Jimena Ad	GEQ	23 AUG 1990	13.45	13.42	13.45
442	MAYER Sina	GER	10 APR 1995	11.25	11.25	11.25
456	ASIBUO Sandra Konadu	GHA	7 DEC 1997	12.14	11.84	12.14
459	MENSAH Janet	GHA	25 JUN 1998	12.18	12.20	12.18
469	LAM On Ki	HKG	20 APR 1992	12.05	11.90	12.05
490	ALISJAHBANA Irene	INA	4 NOV 1995	12.27	12.09	12.27
501	CHAND Dutee	IND	3 FEB 1996	11.30	11.25	11.30
519	WHELAN Niamh Annette	IRL	26 JUL 1990	11.63	11.63	11.63
549	SIRAGUSA Irene	ITA	23 JUN 1993	11.32	11.32	11.32
544	BONGIORNI Anna	ITA	15 SEP 1999	11.39	11.39	11.39
559	FORBES Shashalee	JAM	10 MAY 1996	11.10	11.10	11.10
599	MAEYAMA Miyu	JPN	21 FEB 1996	11.51	11.51	11.51
596	IKI Ichiko	JPN	7 MAY 1997	11.73	11.66	11.73
629	ZYABKINA Viktoriya	KAZ	4 SEP 1992	11.33	11.15	11.33
626	SAFRONOVA Olga	KAZ	5 NOV 1991	11.37	11.09	11.37
638	AMUTAVI Laventa Luvandw	KEN	23 FEB 1996	12.67	12.67	12.67
685	AUZINA Anna Paula	LAT	14 FEB 1996	12.02	12.02	12.02
686	CEIKO Inguna	LAT	1 OCT 1994	12.33	12.30	12.33
767	FLORES HERNANDEZ Iza Daniela	MEX	6 MAY 1994	11.71	11.70	11.71
811	OSUJI Stephanie Nwann	NGR	6 JAN 1997	11.50	11.50	11.50
814	HAMIDOU SANI Ramata	NIG	7 APR 1993	12.80	12.80	12.80
832	HOBBS Zoe Charlotte	NZL	11 SEP 1997	11.57	11.53	11.57
847	AL HAMIMI Aina Suroor Sai	OMA	11 FEB 1995	11.30	11.25	11.30
869	MALONZO Jeremiah Angela	PHI	10 OCT 1996	12.53	12.21	12.53
920	ZAGAJEWSKA Karolina Monika	POL	5 APR 1993	11.41	11.41	11.41
898	CIBA Kamila Magdalen	POL	29 MAR 1995	11.45	11.62	11.45
986	THOMAS Tamzin	RSA	6 OCT 1997	11.53	11.56	11.53
1011	KODRIC Aneja	SLO	13 JAN 1993	12.24	12.05	12.24
1027	BARJAKTAROVIC Zorana	SRB	2 MAR 1996	11.53	11.53	11.53
1029	SIMIC Nikoleta	SRB	19 NOV 1996	11.82	11.82	11.82
1048	HENRY HENDERSON Nadeeshani	SRI	11 AUG 1993	12.19	12.19	12.19
1049	JAYALATH Kurugamage Mahe	SRI	11 DEC 1993	12.23	12.23	12.23
1070	KORA JOSEPH Salome Kpayero	SUI	8 JUN 1994	11.27	11.27	11.27



ENTRY LIST BY EVENT As of 22 AUG 2017

各項目參賽名單

Bib	Name	NUSF Code	Date of Birth	Season Best	Personal Best	Qualifying Best
1067	DEL PONTE Ajla	SUI	15 JUL 1996	11.42	11.33	11.42
1087	BEZEKOVA Alexandra	SVK	13 AUG 1992	11.53	11.50	11.53
1097	VILAKATI Nolwazi Knowledge	SWZ	28 SEP 1996	13.00	13.00	13.00
1099	MAHAMUDU Happy Twaha	TAN	22 JUN 1992	13.40	13.40	13.40
1163	HU Chia-Chen	TPE	28 MAR 1997	11.70	11.70	11.70
1218	AYIKORU Scovia	UGA	14 JAN 1994	11.84	11.84	11.84
1221	UNYUTHFUA Mary Zawadi	UGA	3 FEB 1993	12.12	12.00	12.12
1284	SMITH Sierra Jade	USA	22 OCT 1997	11.52	11.52	11.52
1287	HA Thi Thu	VIE	29 JUL 1997	11.63	12.32	11.63
1294	KAKWASHA Wabalyao	ZAM	25 MAY 1997	13.29	13.29	13.29

Total number of entries: 59



ENTRY LIST BY EVENT As of 22 AUG 2017

各項目參賽名單

Bib	Name	NUSF Code	Date of Birth	Season Best	Personal Best	Qualifying Best
31	MARTINEZ Noelia Anahi	ARG	20 JAN 1996	24.18	24.18	24.18
82	KLEISER Viola	AUT	13 NOV 1990	23.66	23.66	23.66
91	BOLINGO MBONGO Cynthia	BEL	12 JAN 1993	23.41	23.11	23.41
117	SEBELE Tsaone Bakani	BOT	27 OCT 1993	23.86	23.70	23.86
115	MOLAPISI Ontiretse	BOT	18 JAN 1995	24.24	24.24	24.24
149	NDARATA Prestige	CAF	23 NOV 1997	27.37	27.37	27.37
185	MAXWELL Nyoka Shondy Pe	CAN	7 APR 1997	23.64	23.64	23.64
208	JIMENEZ IBACACHE Isidora Andrea	CHI	10 AUG 1993	23.64	22.95	23.64
240	ABESSOLO BIVINA Germaine Emelin	CMR	9 MAY 1990	23.87	23.87	23.87
264	POKOS Lucija	CRO	22 JAN 1994	24.22	23.53	24.22
284	PIRKOVA Marcela	CZE	25 JAN 1996	23.30	23.30	23.30
285	PROCHAZKOVA Barbora	CZE	13 DEC 1991	23.37	23.37	23.37
311	KRAMER Mathilde Uldall	DEN	15 MAR 1993	24.41	24.41	24.41
306	GLENNER-FRANDSEN Astrid	DEN	11 APR 1993	24.57	24.57	24.57
324	PAULINO Marileidy	DOM	25 OCT 1996	23.58	23.58	23.58
323	MEDINA VENTURA Anabel	DOM	15 DEC 1996	23.69	23.69	23.69
354	VORO Oilme	EST	2 JAN 1996	24.00	24.00	24.00
371	KORTETMAA Anniina Olivia	FIN	9 JAN 1995	23.62	23.62	23.62
456	ASIBUO Sandra Konadu	GHA	7 DEC 1997	24.89	24.89	24.89
459	MENSAH Janet	GHA	25 JUN 1998	25.1-	25.00	25.1-
515	HEALY Phil	IRL	19 NOV 1994	23.65	23.65	23.65
549	SIRAGUSA Irene	ITA	23 JUN 1993	23.00	23.00	23.00
544	BONGIORNI Anna	ITA	15 SEP 1999	23.35	23.35	23.35
559	FORBES Shashalee	JAM	10 MAY 1996	22.71	22.71	22.71
566	WILLIAMS Jodean	JAM	11 NOV 1993	22.95	22.95	22.95
601	NAKAMURA Mizuki	JPN	22 MAR 1996	23.66	23.66	23.66
604	TAKEUCHI Sayaka	JPN	18 JUL 1995	24.01	24.01	24.01
629	ZYABKINA Viktoriya	KAZ	4 SEP 1992	22.81	22.66	22.81
626	SAFRONOVA Olga	KAZ	5 NOV 1991	23.11	22.95	23.11
638	AMUTAVI Laventa Luvandw	KEN	23 FEB 1996	23.80	23.70	23.80
691	LATISEVA CUDARE Gunta	LAT	9 MAR 1995	23.50	23.50	23.50
685	AUZINA Anna Paula	LAT	14 FEB 1996	24.69	24.42	24.69
767	FLORES HERNANDEZ Iza Daniela	MEX	6 MAY 1994	23.34	23.24	23.34
763	AGUILLON RAMOS Dania Amaris	MEX	14 FEB 1996	23.38	23.38	23.38
778	ISLJAMI Drita	MKD	1 AUG 1996	25.39	25.39	25.39
814	HAMIDOU SANI Ramata	NIG	7 APR 1993	25.70	25.70	25.70
832	HOBBS Zoe Charlotte	NZL	11 SEP 1997	23.85	23.85	23.85
847	AL HAMIMI Aina Suroor Sai	OMA	11 FEB 1995	25.03	24.00	25.03
868	JANARIO Karen	PHI	7 APR 1999	25.13	25.13	25.13
869	MALONZO Jeremiah Angela	PHI	10 OCT 1996	25.31	25.31	25.31
901	FORKASIEWICZ Agata Beata	POL	13 JAN 1994	23.45	23.45	23.45
908	KOLDEJ Malgorzata Barb	POL	12 NOV 1990	23.69	23.69	23.69
986	THOMAS Tamzin	RSA	6 OCT 1997	23.43	23.43	23.43
1001	BARRIE Margaret Veness	SLE	29 MAY 1996	24.21	24.21	24.21
1011	KODRIC Aneja	SLO	13 JAN 1993	25.32	24.52	25.32
1027	BARJAKTAROVIC Zorana	SRB	2 MAR 1996	23.00	23.00	23.00
1030	SIRMIC Katarina	SRB	28 APR 1991	23.93	23.93	23.93
1048	HENRY HENDERSON Nadeeshani	SRI	11 AUG 1993	26.04	24.09	26.04
1069	HALBHEER Cornelia	SUI	16 AUG 1992	23.16	23.16	23.16



ENTRY LIST BY EVENT As of 22 AUG 2017

各項目參賽名單

Bib	Name	NUSF Code	Date of Birth	Season Best	Personal Best	Qualifying Best
1087	BEZEKOVA Alexandra	SVK	13 AUG 1992	23.44	23.44	23.44
1097	VILAKATI Nolwazi Knowledge	SWZ	28 SEP 1996	27.50	27.50	27.50
1099	MAHAMUDU Happy Twaha	TAN	22 JUN 1992	23.31	23.31	23.31
1172	SYU Yong-Jie	TPE	7 OCT 1992	24.01	23.82	24.01
1220	SHIDA Leni	UGA	22 MAY 1994	23.71	23.71	23.71
1218	AYIKORU Scovia	UGA	14 JAN 1994	24.27	24.27	24.27
1285	WILLIAMS Tori Monique	USA	14 DEC 1994	23.34	23.34	23.34
1287	HA Thi Thu	VIE	29 JUL 1997	24.34	24.34	24.34
1294	KAKWASHA Wabalyao	ZAM	25 MAY 1997	24.07	24.07	24.07
1293	CHITOSHI Musonda	ZAM	30 NOV 1993	26.78	24.02	26.78

Total number of entries: 59



ENTRY LIST BY EVENT As of 22 AUG 2017

各項目參賽名單

Bib	Name	NUSF Code	Date of Birth	Season Best	Personal Best	Qualifying Best
31	MARTINEZ Noelia Anahi	ARG	20 JAN 1996	54.29	54.29	54.29
116	MONWA Amantle Hazel	BOT	10 AUG 1996	1:56.00	1:02.58	1:56.00
194	STIVERNE Aiyanna Brigitt	CAN	20 FEB 1995	52.00	52.00	52.00
190	POWELL Micha	CAN	12 JAN 1995	52.15	51.97	52.15
251	CHAVEZ VALENCIA Eliana	COL	28 DEC 1997	54.09	54.09	54.09
261	DUDEK Kristina	CRO	5 APR 1994	54.41	53.59	54.41
344	MEIER Helin	EST	20 APR 1992	55.86	55.85	55.86
457	BRAIMAH Hajuaha	GHA	4 APR 1997	54.80	54.50	54.80
503	CHAUDHARY Twinkle	IND	17 OCT 1995	54.48	54.48	54.48
562	LONEY Dawnalee Ann Ma	JAM	15 MAY 1996	52:05.00	52:05.00	52:05.00
621	MIKHINA Elina	KAZ	16 JUL 1994	53.60	52.09	53.60
640	NYAMASYO Alfin Wanzila	KEN	20 OCT 1992	57.03	57.03	57.03
722	MISIUNAITE Eva	LTU	4 DEC 1991	53.06	53.06	53.06
764	BRITO OSORIO Natali	MEX	21 OCT 1989	53.00	53.00	53.00
771	MORAN ERREJON Paola	MEX	25 FEB 1997	53.39	53.39	53.39
848	AL MALKI Muzna Saleh Ham	OMA	25 NOV 1995	54:23.04	57:23.11	54:23.04
870	OBANON Jingky	PHI	5 DEC 1995	57.01	56.01	57.01
905	HOLUB Malgorzata Nata	POL	30 OCT 1992	51.01	51.01	51.01
897	BAUMGART Iga	POL	11 APR 1989	51.50	51.50	51.50
928	AZEVEDO Catia	POR	9 MAR 1994	51.90	51.63	51.90
943	RAZOR Bianca Denisa	ROU	8 AUG 1994	51.64	50.37	51.64
940	GAL Camelia Florina	ROU	18 OCT 1992	52.68	52.68	52.68
980	PALFRAMAN Justine	RSA	4 NOV 1993	52.30	51.27	52.30
1001	BARRIE Margaret Veness	SLE	29 MAY 1996	52.27	52.27	52.27
1022	ZUPANIC Tamara	SLO	8 SEP 1993	56.54	56.00	56.54
1052	RATHNAYAKA MUDIYANSELAGE Siwanthi	SRI	2 MAR 1994	59.93	57.20	59.93
1074	ZIMMERMANN Vanessa	SUI	11 JUN 1990	52.89	52.89	52.89
1220	SHIDA Leni	UGA	22 MAY 1994	52.51	52.51	52.51
1236	BRYZGINA Anastasiia	UKR	9 JAN 1998	51.89	51.89	51.89
1243	KLYMIUK Kateryna	UKR	2 JUN 1995	52.25	52.25	52.25
1278	HAWKINS Birexus Janae	USA	18 JUL 1998	53.64	53.64	53.64
1277	HARDNETT Kelli Nichole	USA	31 MAY 1994	54.49	54.05	54.49
1293	CHITOSHI Musonda	ZAM	30 NOV 1993	59.89	58.65	59.89

Total number of entries: 33



ENTRY LIST BY EVENT As of 22 AUG 2017

各項目參賽名單

Bib	Name	NUSF Code	Date of Birth	Season Best	Personal Best	Qualifying Best
18	HADDAR Dihia	ALG	29 APR 1995	2:05.45	2:05.45	2:05.45
19	LARIBI Faten	ALG	29 MAR 1998	2:07.23	2:07.23	2:07.23
63	GRIFFITH Georgia Helen	AUS	5 DEC 1996	2:00.90	2:00.90	2:00.90
198	WESTAWAY Jenna Rae Eilee	CAN	19 JUN 1994	2:02.78	2:01.89	2:02.78
175	AUBRY Rachel	CAN	18 MAY 1990	2:03.25	2:01.56	2:03.25
266	ALMANZA BLANCO Rose Mary	CUB	13 JUL 1992	2:01.05	1:57.70	2:01.05
269	EVANGELIDOU Natalia	CYP	10 MAR 1991	2:02.14	2:02.10	2:02.14
315	OLSEN Dagmar Faester	DEN	16 JUL 1994	2:09.66	2:07.65	2:09.66
310	JØRGENSEN Louise Würtz	DEN	22 APR 1991	2:10.61	2:10.44	2:10.61
345	NEVOLIHIN Kelly	EST	15 NOV 1992	2:09.20	2:08.55	2:09.20
414	TRACEY Adelle Roshumba	GBR	27 MAY 1993	2:00.34	2:00.04	2:00.34
437	HERING Christina Annik	GER	9 OCT 1994	2:01.31	2:01.31	2:01.31
483	KERI Bianka	HUN	19 APR 1994	2:02.39	2:02.39	2:02.39
541	BALDESSARI Irene	ITA	21 JAN 1993	2:02.79	2:02.79	2:02.79
704	SELLO Tsepang	LES	23 FEB 1997	2:09.22	2:09.22	2:09.22
719	ELENSKA Monika	LTU	17 FEB 1996	2:04.00	2:04.00	2:04.00
729	MATHIAS Charline Kyra C	LUX	23 MAY 1992	2:02.29	2:01.30	2:02.29
806	EGBENIYI Abike Funmilola	NGR	23 OCT 1994	2:02.34	2:02.34	2:02.34
822	MATHISEN Julie Froeslev	NOR	21 MAY 1993	2:09.20	2:09.20	2:09.20
871	PAMATIAN Louielyn	PHI	14 JAN 1997	2:17.50	2:13.97	2:17.50
913	MIKIEWICZ-LAPINSKA Paulina	POL	13 JUL 1992	2:03.30	2:03.30	2:03.30
977	NICE Anuscha	RSA	26 AUG 1991	2:05.00	2:03.65	2:05.00
1002	KAMARA Mariama Ngaima	SLE	22 MAR 1995	2:02.99	2:02.99	2:02.99
1010	KAVKA Eva	SLO	14 OCT 1993	2:15.72	2:14.59	2:15.72
1031	TERZIC Amela	SRB	2 JAN 1993	2:04.30	1:59.90	2:04.30
1216	AJOK Docus	UGA	12 JUL 1994	2:02.90	2:02.90	2:02.90
1217	AMURON Agnes Harriet	UGA	28 DEC 1993	2:09.08	2:09.08	2:09.08
1248	LIAKHOVA Olga	UKR	18 MAR 1992	1:58.32	1:58.32	1:58.32
1295	MASEKA Bertha	ZAM	6 SEP 1995	1:45.02	1:45.02	1:45.02

Total number of entries: 29



ENTRY LIST BY EVENT As of 22 AUG 2017

各項目參賽名單

Bib	Name	NUSF Code	Date of Birth	Season Best	Personal Best	Qualifying Best
137	FERREIRA DA SILVA July	BRA	27 OCT 1994	4:14.30	4:14.30	4:14.30
135	DA SILVA Tatiane Raquel	BRA	10 JUN 1990	4:31.07	4:19.05	4:31.07
142	MINKINA Dilyana Venelin	BUL	6 JAN 1997	4:29.00	4:21.00	4:29.00
200	YEE Regan Leanne Ga	CAN	4 JUL 1995	4:09.29	4:09.29	4:09.29
184	MACPHERSON Sarah	CAN	8 MAY 1991	4:09.90	4:09.90	4:09.90
269	EVANGELIDOU Natalia	CYP	10 MAR 1991	4:11.34	4:11.28	4:11.34
283	MAEKI Kristina	CZE	22 SEP 1991	4:09.59	4:08.68	4:09.59
312	LARSEN Maria	DEN	11 APR 1996	4:26.97	4:17.45	4:26.97
315	OLSEN Dagmar Faester	DEN	16 JUL 1994	4:33.40	4:33.40	4:33.40
345	NEVOLIHIN Kelly	EST	15 NOV 1992	4:35.51	4:29.75	4:35.51
408	COURTNEY Melissa Jayne	GBR	30 AUG 1993	4:06.00	4:06.00	4:06.00
439	KLEIN Hanna Elisabeth	GER	6 APR 1993	4:06.91	4:06.91	4:06.91
445	SUJEW Diana	GER	2 NOV 1990	4:08.28	4:08.28	4:08.28
729	MATHIAS Charline Kyra C	LUX	23 MAY 1992	4:12.57	4:12.57	4:12.57
728	HOFFMANN Vera Marie	LUX	2 NOV 1996	4:17.06	4:17.06	4:17.06
822	MATHISEN Julie Froeslev	NOR	21 MAY 1993	4:28.19	4:28.19	4:28.19
902	GALANT Martyna Anna	POL	26 JAN 1995	4:08.81	4:08.81	4:08.81
939	BOBOCEA Claudia Mihaela	ROU	11 JUN 1992	4:08.16	4:06.33	4:08.16
977	NICE Anuscha	RSA	26 AUG 1991	4:18.00	4:18.00	4:18.00
1016	PLAZAR Patricija	SLO	7 APR 1991	4:30.07	4:30.07	4:30.07
1031	TERZIC Amela	SRB	2 JAN 1993	4:06.29	4:04.77	4:06.29
1066	BARMET Stefanie Christ	SUI	29 FEB 1992	4:14.95	4:14.95	4:14.95
1216	AJOK Docus	UGA	12 JUL 1994	4:23.10	4:23.10	4:23.10
1217	AMURON Agnes Harriet	UGA	28 DEC 1993	4:33.50	4:33.50	4:33.50
1276	DUNLAP Jennifer Lynne	USA	26 APR 1996	4:35.83	4:35.83	4:35.83

Total number of entries: 25



ENTRY LIST BY EVENT As of 22 AUG 2017

各項目參賽名單

Bib	Name	NUSF Code	Date of Birth	Season Best	Personal Best	Qualifying Best
188	O'CONNELL Jessica Marie	CAN	10 FEB 1989	15:16.79	15:06.44	15:16.79
231	XIA Yuyu	CHN	1 MAR 1998	16:23.82	16:20.00	16:23.82
254	PANTOJA HIDALGO Lina Maritza	COL	11 FEB 1996	17.33	17.33	17.33
263	PARLOV Matea	CRO	2 JUN 1992	16:29.01	16:29.01	16:29.01
283	MAEKI Kristina	CZE	22 SEP 1991	16:03.21		16:03.21
410	JUDD Jessica May	GBR	7 JAN 1995	15:34.82	15:34.82	15:34.82
412	SMALL Louise	GBR	27 MAR 1992	15:42.26	15:41.94	15:42.26
439	KLEIN Hanna Elisabeth	GER	6 APR 1993	15:17.14	15:17.14	15:17.14
504	JADHAV Sanjivani Babur	IND	12 JUL 1996	15:59.06	15:59.06	15:59.06
518	MITCHELL Emma	IRL	2 SEP 1993	15:50.55	15:50.55	15:50.55
516	HEASLIP Shona Anne	IRL	18 SEP 1994	16:11.74	16:11.74	16:11.74
603	SEKIYA Natsuki	JPN	16 MAY 1997	15:40.42	15:33.95	15:40.42
595	HOSODA Ai	JPN	27 NOV 1995	15:57.30	15:52.52	15:57.30
768	FLORES MUNOZ Brenda Eunice	MEX	4 SEP 1991	15:41.28	15:41.28	15:41.28
833	MILLER Hannah Jane	NZL	21 NOV 1997	16:12.55	16:12.55	16:12.55
906	KACZYNSKA Paulina Anna	POL	24 JUL 1991	15:33.25	15:33.25	15:33.25
942	PISCU Andreea Alina	ROU	9 JUN 1996	16:42.39	16:24.74	16:42.39
976	MOLOTSANE Kesaoleboga Cha	RSA	8 JAN 1992	16:08.21	16:08.21	16:08.21
989	UWIMANA Fabiola	RWA	1 JAN 1994		18:00.00	
1031	TERZIC Amela	SRB	2 JAN 1993	25:00.00	25:00.00	25:00.00
1204	TUNA Emine Hatun	TUR	7 DEC 1995	16:03.96	16:03.96	16:03.96
1219	CHEBET Annet	UGA	14 FEB 1991	18:26.10	18:26.10	18:26.10

Total number of entries: 22



ENTRY LIST BY EVENT As of 22 AUG 2017

各項目參賽名單

Bib	Name	NUSF Code	Date of Birth	Season Best	Personal Best	Qualifying Best
56	BATT-DOYLE Isobel Mary	AUS	14 SEP 1995	33:35.19	33:35.19	33:35.19
109	CORNEJO ALIAGA Claudia Alejand	BOL	23 JUL 1989	35:15.35	35:15.35	35:15.35
195	SUMNER Claire Ann	CAN	10 MAR 1995	33:47.76	33:47.76	33:47.76
254	PANTOJA HIDALGO Lina Maritza	COL	11 FEB 1996	37:18.00	37:18.00	37:18.00
412	SMALL Louise	GBR	27 MAR 1992	32:56.11	32:56.11	32:56.11
411	NESBITT Jennifer Louise	GBR	24 JAN 1995	32:59.52	32:59.52	32:59.52
504	JADHAV Sanjivani Babur	IND	12 JUL 1996	33:50.00	33:50.00	33:50.00
518	MITCHELL Emma	IRL	2 SEP 1993	32:51.78	32:51.78	32:51.78
600	MUNEHISA Yuki	JPN	15 DEC 1997	32:36.97	31:58.46	32:36.97
595	HOSODA Ai	JPN	27 NOV 1995	32:39.16	32:26.99	32:39.16
603	SEKIYA Natsuki	JPN	16 MAY 1997	32:52.41	32:52.41	32:52.41
643	MASLOVA Daria	KGZ	6 MAY 1995	32:21.21	32:21.21	32:21.21
768	FLORES MUNOZ Brenda Eunice	MEX	4 SEP 1991	33:20.57	33:20.57	33:20.57
793	VAN LIESHOUT Irene Wilhelmin	NED	1 SEP 1993	33:29.00	33:29.00	33:29.00
942	PISCU Andreea Alina	ROU	9 JUN 1996	36:41.89	34:28.62	36:41.89
1194	AYDEMIR Esmâ	TUR	1 JAN 1992	32:41.03	32:41.03	32:41.03
1202	KOKU Busra Nur	TUR	26 MAR 1996	33:24.74	33:24.74	33:24.74
1197	EYTEMIS Sevilay	TUR	3 APR 1993	33:45.00	33:45.00	33:45.00
1219	CHEBET Annet	UGA	14 FEB 1991	36:16.40	36:16.40	36:16.40

Total number of entries: 19



ENTRY LIST BY EVENT As of 22 AUG 2017

各項目參賽名單

Bib	Name	NUSF Code	Date of Birth	Season Best	Personal Best	Qualifying Best
109	CORNEJO ALIAGA Claudia Alejand	BOL	23 JUL 1989	1:17:53	1:16:55	1:17:53
136	DOS SANTOS SILVA Valdilene	BRA	18 DEC 1991	1:15:53	1:14:38	1:15:53
224	HUA Shaoqing	CHN	12 FEB 1994	1:14:30	1:14:30	1:14:30
225	LIU Qinghong	CHN	1 APR 1996	1:14:45	1:14:45	1:14:45
231	XIA Yuyu	CHN	1 MAR 1998	1:16:00	1:14:23	1:16:00
232	YIN Anna	CHN	23 MAR 1992	1:16:00	1:16:00	1:16:00
236	ZHU Lin	CHN	30 JUL 1996	1:16:31	1:16:31	1:16:31
431	AMRHEIN Fabienne	GER	25 NOV 1992	1:13:11	1:13:11	1:13:11
592	FUKUI Saki	JPN	25 MAR 1996	1:11:12	1:11:12	1:11:12
593	FURUYA Kanade	JPN	10 APR 1996	1:11:17	1:11:17	1:11:17
605	YAMAGUCHI Kasumi	JPN	21 NOV 1997	1:11:33	1:11:33	1:11:33
597	IZUMIDA Maki	JPN	22 JAN 1996	1:11:36	1:11:26	1:11:36
600	MUNEHISA Yuki	JPN	15 DEC 1997	1:12:25	1:12:25	1:12:25
662	JEONG Daeun	KOR	9 MAY 1997	1:14:46	1:14:46	1:14:46
983	SAAYMAN Letitia	RSA	28 OCT 1992	1:19:20	1:19:20	1:19:20
971	BALOYI Thembi Lucia	RSA	7 JAN 1989	1:21:10	1:19:33	1:21:10
984	SCOTT Tanya	RSA	27 FEB 1990	1:23:05	1:23:05	1:23:05
1014	LJUBI Klara	SLO	24 DEC 1993	1:25:49	1:23:36	1:25:49
1068	DIETSCHI Evelyne	SUI	4 MAR 1996	1:16:54	1:16:54	1:16:54
1173	TSAO Chun-Yu	TPE	5 NOV 1991	1:16:45	1:16:45	1:16:45
1174	YOU Ya-Jyun	TPE	9 DEC 1990	1:18:14	1:18:14	1:18:14
1155	CHANG Chih-Hsuan	TPE	7 OCT 1994	1:19:06	1:19:06	1:19:06
1157	CHEN Yu-Hsuan	TPE	16 JAN 1993	1:19:28	1:19:28	1:19:28
1194	AYDEMIR Esmâ	TUR	1 JAN 1992	1:11:55	1:11:49	1:11:55
1202	KOKU Busra Nur	TUR	26 MAR 1996	1:13:03	1:13:03	1:13:03
1197	EYTEMIS Sevilay	TUR	3 APR 1993	1:15:09	1:15:09	1:15:09
1193	AKPINAR Sebahat	TUR	20 JUL 1993	1:16:06	1:16:06	1:16:06
1196	DEMIR Fatma	TUR	5 MAY 1996	1:17:20	1:17:20	1:17:20

Total number of entries: 28



ENTRY LIST BY EVENT As of 22 AUG 2017

各項目參賽名單

Bib	Name	NUSF Code	Date of Birth	Season Best	Personal Best	Qualifying Best
27	CASSETTA Belen Adaluz	ARG	26 SEP 1994	9:45.69	9:42.93	9:45.69
74	RADFORD Stella Louise	AUS	25 JUN 1995	9:56.47	9:56.47	9:56.47
59	CAMPBELL Paige Elizabeth	AUS	27 JUN 1996	10:03.00	10:03.00	10:03.00
135	DA SILVA Tatiane Raquel	BRA	10 JUN 1990	9:53.67	9:46.86	9:53.67
182	LALONDE Genevieve Lynn	CAN	5 SEP 1991	9:29.00	9:29.00	9:29.00
287	SEKANOVA Lucie	CZE	5 AUG 1989	9:43.88	9:41.84	9:43.88
282	KRCHOVA Eva	CZE	10 SEP 1989	9:54.78	9:48.75	9:54.78
480	GYUERKES Viktoria	HUN	15 OCT 1992	9:40.66	9:40.66	9:40.66
514	FINN Michelle	IRL	16 DEC 1989	9:55.10	9:55.10	9:55.10
542	BERTONI Francesca	ITA	29 DEC 1993	9:43.80	9:43.80	9:43.80
790	BAKKER Veerle Adriana	NED	29 SEP 1997	10:01.46	10:01.46	10:01.46
911	KOWAL Matylda Roza	POL	11 JAN 1989	9:44.10	9:44.10	9:44.10
971	BALOYI Thembi Lucia	RSA	7 JAN 1989	10:51.12	10:22.94	10:51.12
1199	GUVENC Tugba	TUR	9 JUL 1994	9:26.09	9:26.09	9:26.09
1200	KAYA Ozlem	TUR	20 APR 1990	9:41.27	9:30.23	9:41.27
1219	CHEBET Annet	UGA	14 FEB 1991	11:53.80	11:15.00	11:53.80
1252	RAITA Oksana	UKR	5 MAR 1993	10:18.40	10:18.40	10:18.40
1283	SIERRA Selena Ann	USA	15 SEP 1993	10:26.41	10:31.07	10:26.41

Total number of entries: 18



ENTRY LIST BY EVENT As of 22 AUG 2017

各項目參賽名單

Bib	Name	NUSF Code	Date of Birth	Season Best	Personal Best	Qualifying Best
65	JENNEKE Michelle Amy	AUS	23 JUN 1993	12.99	12.82	12.99
60	CLAY Elizabeth Anne	AUS	9 MAY 1995	13.36	13.36	13.36
80	BENDRAT Stephanie	AUT	5 MAR 1991	13.11	13.11	13.11
105	HERMAN Elvira	BLR	9 JAN 1997	12.95	12.85	12.95
179	EDWARDS Karelle	CAN	30 MAR 1990	13.21	13.21	13.21
196	THEVENIN Tijuana Kxante	CAN	7 SEP 1996	13.27	13.27	13.27
230	WANG Yuke	CHN	25 MAY 1994	13.89	13.77	13.89
238	ZIKETH Karel Elodie	CIV	23 SEP 1991	13.68	13.68	13.68
262	LONCAREK Ivana	CRO	8 APR 1991	13.15	13.15	13.15
307	GRAVERSGAARD Mette	DEN	5 OCT 1995	13.61	13.61	13.61
326	VALERIO LUIS Oneida	DOM	23 JUN 1989			
328	SANTAMARIA MARTINEZ Iris Alexandra	ESA	7 AUG 1992	14.57	11.65	14.57
348	SUUMANN Diana	EST	5 JUL 1992	13.63	13.63	13.63
367	HARALA Lotta Pauliina	FIN	26 MAR 1992	13.25	13.25	13.25
369	HURSKIE Reetta Sofi Kaa	FIN	15 MAY 1995	13.30	13.16	13.30
391	VALETTE Laura Lise	FRA	16 FEB 1997	13.04	13.04	13.04
407	BARRETT Alicia Helen	GBR	25 MAR 1998	13.07	13.07	13.07
470	LUI Lai Yiu	HKG	30 NOV 1994	13.56	13.56	13.56
482	KEREKES Greta	HUN	9 OCT 1992	13.10	13.10	13.10
485	KOZAK Luca	HUN	1 JUN 1996	13.10	13.10	13.10
517	LAVIN Sarah Kate	IRL	28 MAY 1994	13.47	13.47	13.47
522	NAJIM DIsouz Obed Najj	IRQ	10 AUG 1990	14.86	14.86	14.86
543	BOGLIOLO Luminosa	ITA	3 JUL 1995	13.44	13.44	13.44
564	THOMPSON Yanique	JAM	12 MAR 1996	12.65	12.65	12.65
627	SHYNAZBEKOVA Aigerim	KAZ	1 JUL 1992	13.42	12.97	13.42
628	ZKRIYENOVA Oryngul	KAZ	17 DEC 1998	14.41	14.41	14.41
701	EL SANEH Christel	LBN	11 JUN 1994	14.00	14.00	14.00
794	VISSER Nadine Johanna	NED	9 FEB 1995	12.87	12.81	12.87
868	JANARIO Karen	PHI	7 APR 1999	14.69	14.52	14.69
909	KOLECZEK Karolina	POL	15 JAN 1993	13.07	12.91	13.07
941	NESTERIUC Anamaria	ROU	29 NOV 1993	13.19	13.19	13.19
972	BRITS Maryke	RSA	25 FEB 1994	13.48	13.48	13.48
1021	TOMICIC PREZELJ Joni	SLO	25 AUG 1993	13.49	13.56	13.49
1028	PETKOVIC Ivana	SRB	12 JAN 1992	13.61	13.61	13.61
1073	VON JACKOWSKI Selina Louise	SUI	10 DEC 1997	13.52	13.52	13.52
1090	LAJCAKOVA Stanislava	SVK	20 APR 1996	13.35	13.35	13.35
1161	HSIEH Hsi-En	TPE	29 SEP 1994	13.50	13.50	13.50
1168	LIN Shih-Ting	TPE	13 MAY 1999	13.63	13.63	13.63

Total number of entries: 38



ENTRY LIST BY EVENT As of 22 AUG 2017

各項目參賽名單

Bib	Name	NUSF Code	Date of Birth	Season Best	Personal Best	Qualifying Best
18	HADDAR Dihia	ALG	29 APR 1995	55.23	55.23	55.23
92	DAUWENS Axelle	BEL	1 DEC 1990	56.75	55.56	56.75
95	VAN PUYVELDE Margo	BEL	21 DEC 1995	57.05	57.05	57.05
176	BALKWILL Kelsey Ellen	CAN	19 SEP 1992	57.65	56.80	57.65
258	ROJAS GUTIERREZ Daniela	CRC	26 NOV 1997	59.19	59.40	59.19
314	NISSEN Annemarie	DEN	8 JUL 1994	1:02.93	1:02.93	1:02.93
365	BERGHEM Jonna Susanne	FIN	25 FEB 1993	58.05	58.05	58.05
415	TURNER Jessica Ann	GBR	8 AUG 1995	56.68	56.68	56.68
461	TOKA Elpida	GRE	25 JUN 1993	58.99	58.99	58.99
508	RAMAMURTHI VENUGOPA Vishwa Priya	IND	28 OCT 1995	1:00.72	1:00.09	1:00.72
547	FOLORUNSO Ayomide Temilad	ITA	17 OCT 1996	55.50	55.50	55.50
565	WHYTE Ronda	JAM	6 NOV 1990	54.29	54.29	54.29
639	NGURE Gladys Muthoni	KEN	19 JUN 1995	59.00	57.90	59.00
687	DAKTERE Diana	LAT	17 JUL 1994	1:01.35	1:01.35	1:01.35
778	ISLJAMI Drita	MKD	1 AUG 1996	1:01.02	59.60	1:01.02
810	NATHANIEL Glory Onome	NGR	23 JAN 1996	55.90	55.90	55.90
823	NORUM Emily Rose	NOR	1 MAR 1996	58.70	58.70	58.70
819	AAKRE Marlen Elisabet	NOR	17 SEP 1993	59.32	59.32	59.32
912	LINKIEWICZ Joanna Malgorza	POL	2 MAY 1990	55.42	55.25	55.42
903	GAWORSKA Aleksandra	POL	7 NOV 1995	56.87	56.87	56.87
929	CRESPO OLIVEIRA Andreia	POR	16 OCT 1993	57.94	57.94	57.94
938	BELGYAN Sanda	ROU	17 DEC 1992	59.51	57.96	59.51
1046	GODAGEDARA VIDANALAGE Harshani W.	SRI	21 AUG 1995	1:10.62	1:10.62	1:10.62
1091	LEDECKA Daniela	SVK	4 NOV 1996	59.06	59.06	59.06
1170	LIN Yu-Chieh	TPE	8 SEP 1998	1:00.00	1:00.00	1:00.00
1198	GOREN Elif	TUR	14 FEB 1990	57.58	56.56	57.58
1245	KOLESNYCHENKO Olena	UKR	3 JUN 1993	53.39	53.39	53.39
1274	BOOKMAN Deonca Dicole	USA	29 OCT 1995	57.84	57.84	57.84

Total number of entries: 28



ENTRY LIST BY EVENT As of 22 AUG 2017

各項目參賽名單

Bib	Name	NUSF Code	Date of Birth	Season Best	Personal Best	Qualifying Best
66	JOYE Hannah Catherin	AUS	4 JAN 1996	1.88	1.92	1.88
69	MCDERMOTT Nicola Lauren	AUS	28 DEC 1996	1.85	1.88	1.85
308	JENSEN Caroline Mathil	DEN	1 APR 1994	1.78	1.78	1.78
347	PALUMAA Teele	EST	31 MAR 1990	1.78	1.79	1.78
351	TREIEL Teele	EST	7 OCT 1992	1.70	1.71	1.70
436	GRAUMANN Jossie Marie Jo	GER	18 MAR 1994	1.92	1.92	1.92
471	YEUNG Man Wai	HKG	18 SEP 1994	1.88	1.88	1.88
723	PALSYTE Airine	LTU	13 JUL 1992	1.98	1.98	1.98
766	ESQUIVEL GUZMAN Ximena Lizbeth	MEX	22 AUG 1997	1.75	1.85	1.75
770	MALDONADO CARRIZOSA Gloria A.	MEX	18 APR 1992	1.75	1.75	1.75
780	VUKOVIC Marija	MNE	21 JAN 1992	1.91	1.95	1.91
851	KHALID Rehma	PAK	5 NOV 1996	1.40	1.40	1.40
973	DU PLESSIS Julia	RSA	27 MAY 1996	1.85	1.88	1.85
1018	PODLESNIK Veronika	SLO	22 JAN 1994	1.77	1.77	1.77
1088	DUNAJSKA Tatiana	SVK	25 JUL 1992	1.86	1.86	1.86
1096	SEYAMA Nonhlanhla Erikah	SWZ	19 JAN 1994	1.80	1.80	1.80
1251	OKUNIEVA Oksana	UKR	14 MAR 1990	1.98	1.98	1.98
1237	GERASHCHENKO Iryna	UKR	10 MAR 1995	1.94	1.94	1.94

Total number of entries: 18



ENTRY LIST BY EVENT As of 22 AUG 2017

各項目參賽名單

Bib	Name	NUSF Code	Date of Birth	Season Best	Personal Best	Qualifying Best
29	CHIARAVIGLIO Valeria	ARG	9 APR 1989	4.15	4.20	4.15
93	DE RYCK Aurelie	BEL	17 DEC 1992	4.28	4.28	4.28
94	DE VOCHT Elieen	BEL	18 JUL 1995	4.21	4.21	4.21
108	ZHUK Iryna	BLR	26 JAN 1993	4.60	4.60	4.60
192	RIDOUT Paige Ashley	CAN	18 SEP 1992	4.25	4.25	4.25
177	BONE Robin Arlene	CAN	13 FEB 1994	4.15	4.22	4.15
309	JENSEN Line Renee	DEN	18 JUL 1992	4.00	4.09	4.00
316	RANNERS Caroline Justes	DEN	6 OCT 1995	3.80	3.80	3.80
341	KALDMAA Klarika	EST	29 MAR 1995	3.70	3.70	3.70
349	TIKK Tiina	EST	29 NOV 1990	3.55	4.01	3.55
444	ROLOFF Annika	GER	10 MAR 1991	4.45	4.45	4.45
440	KNAESCHE Anjuli	GER	18 OCT 1993	4.40	4.40	4.40
548	MALAVISI Sonia	ITA	31 OCT 1994	4.51	4.51	4.51
915	SMIETANKA Justyna	POL	24 SEP 1994	4.40	4.40	4.40
914	PRZYBYLA Kamila	POL	3 MAY 1996	4.30	4.30	4.30
930	ONOFRE Marta	POR	28 JAN 1991	4.40	4.51	4.40
1012	KROSELJ Leda	SLO	30 NOV 1997	3.70	4.10	3.70
1169	LIN Tsai-Ying	TPE	17 APR 1997	3.70	3.75	3.70
1246	KYLYPKO Maryna	UKR	10 NOV 1995	4.65	4.65	4.65

Total number of entries: 19



ENTRY LIST BY EVENT As of 22 AUG 2017

各項目參賽名單

Bib	Name	NUSF Code	Date of Birth	Season Best	Personal Best	Qualifying Best
17	BELABIOD Tahani Roumaiss	ALG	28 FEB 1991	6.47	6.47	6.47
114	CHILUME Titose	BOT	16 NOV 1993	5.81	5.83	5.81
143	MITKOVA Milena Krasimir	BUL	26 JAN 1990	6.41	6.45	6.41
183	LATRACE Sandra Diane	CAN	10 MAR 1997	6.19	6.19	6.19
223	FU Luna	CHN	3 MAY 1995	5.87	6.09	5.87
270	PANAYI Nektaria	CYP	20 MAR 1990	6.66	6.66	6.66
340	ALVER Taehti	EST	4 DEC 1994	6.09	6.26	6.09
346	OKONNEL-BRONIN Daria	EST	22 MAR 1997	5.85	5.85	5.85
366	BOGDANOFF Aleksiiina Laura	FIN	8 OCT 1990	6.35	6.35	6.35
389	SOW Rougui	FRA	7 JUN 1995	6.72	6.72	6.72
432	BUEHLER Anna	GER	3 JUN 1997	6.55	6.55	6.55
638	AMUTAVI Laventa Luvandw	KEN	23 FEB 1996	5.97	5.97	5.97
664	LEE Huijin	KOR	25 NOV 1998	6.10	6.10	6.10
689	GRIVA Mara	LAT	4 AUG 1989	6.52	6.59	6.52
694	TARASOVA Alevtina	LAT	31 JAN 1997	5.80	6.08	5.80
701	EL SANEH Christel	LBN	11 JUN 1994	5.82	5.82	5.82
769	HERNANDEZ AVINA Susana Estefani	MEX	18 JAN 1999	6.34	6.36	6.34
770	MALDONADO CARRIZOSA Gloria A.	MEX	18 APR 1992	6.23	6.23	6.23
867	DOLLOSO Felyn	PHI	9 MAR 1993	5.96	6.02	5.96
944	ROTARU Alina	ROU	5 JUN 1993	6.78	6.78	6.78
982	PRINSLOO Lynique	RSA	30 MAR 1991	6.59	6.59	6.59
981	PRETORIUS Samantha	RSA	3 FEB 1992	6.32	6.32	6.32
1050	JAYASINGHA ARACHCHILAGE Deepika J.	SRI	18 JAN 1995	5.11	5.32	5.11
1171	LIU Ya-Jyun	TPE	20 SEP 1993	6.32	6.32	6.32
1221	UNYUTHFUA Mary Zawadi	UGA	3 FEB 1993	6.05	6.11	6.05
1281	SAMUELS Samiyah Brielle	USA	2 OCT 1997	6.58	6.43	6.58
1279	HENDERSON Justice Kerissa	USA	1 SEP 1998	6.03	6.12	6.03

Total number of entries: 27



ENTRY LIST BY EVENT As of 22 AUG 2017

各項目參賽名單

Bib	Name	NUSF Code	Date of Birth	Season Best	Personal Best	Qualifying Best
114	CHILUME Titose	BOT	16 NOV 1993	12.70	12.40	12.70
186	MERCURIO Angela Marie	CAN	7 APR 1996	13.38	13.38	13.38
223	FU Luna	CHN	3 MAY 1995	13.50	13.50	13.50
255	RENTERIA CUESTA Nhayilla	COL	12 OCT 1997	13.24	13.24	13.24
340	ALVER Taehti	EST	4 DEC 1994	13.50	13.50	13.50
346	OKONNEL-BRONIN Daria	EST	22 MAR 1997	12.75	12.75	12.75
433	ECKHARDT Neele	GER	2 JUL 1992	14.35	14.35	14.35
462	FUENTES CAJAS Thelma Noemi	GUA	20 AUG 1992	12.55	12.83	12.55
506	M. A. VIJAYAKUMAR Siva Anbarasi	IND	11 OCT 1994	13.04	13.04	13.04
545	CESTONARO Ottavia	ITA	12 JAN 1995	13.76	13.76	13.76
624	OVCHINNIKOVA Mariya	KAZ	19 OCT 1998	13.94	13.94	13.94
689	GRIVA Mara	LAT	4 AUG 1989	13.52	13.81	13.52
692	MATULE Santa	LAT	13 DEC 1992	13.32	13.72	13.32
724	ZAGAINOVA Diana	LTU	20 JUN 1997	13.64	13.64	13.64
867	DOLLOSO Felyn	PHI	9 MAR 1993	12.69	12.69	12.69
978	NTSHINGILA Sibongile Patie	RSA	26 AUG 1989	13.56	13.56	13.56
975	KINGWILL Kelly Lynn	RSA	22 JAN 1991	13.55	13.55	13.55
991	KANDJI Sangone	SEN	9 JUN 1992	13.05	13.05	13.05
1009	BABSEK Sasa	SLO	27 MAR 1992	13.35	13.50	13.35
1051	KETALAKUMBURE GEDARA Dushanthi N.	SRI	29 JAN 1996	11.29	11.29	11.29
1164	HUNG Pei-Ning	TPE	10 FEB 1994	12.25	13.48	12.25
1195	BITGIN Cemre	TUR	21 JAN 1996	13.32	13.32	13.32
1275	BURKS Tonyecia Kapri	USA	29 APR 1996	13.51	13.51	13.51

Total number of entries: 23



ENTRY LIST BY EVENT As of 22 AUG 2017

各項目參賽名單

Bib	Name	NUSF Code	Date of Birth	Season Best	Personal Best	Qualifying Best
106	KOLB Viktoriya	BLR	26 OCT 1993	17.71	17.71	17.71
178	CREW Brittany Ann Ni	CAN	6 MAR 1994	18.58	18.58	18.58
187	MITTON Sarah Dawn	CAN	20 JUN 1996	16.16	16.16	16.16
206	DUCO SOLER Natalia	CHI	31 JAN 1989	17.00	18.80	17.00
207	GALLARDO CRUCHET Ivana Xennia	CHI	20 JUL 1993	15.81	16.62	15.81
313	MIKKELSEN Anna Sofia	DEN	17 DEC 1991	13.49	13.96	13.49
413	STRICKLER Amelia Jane	GBR	24 JAN 1994	17.12	17.12	17.12
434	GAMBETTA Sara Mabel	GER	18 FEB 1993	18.46	18.46	18.46
446	URBANIAK Lena	GER	31 OCT 1992	17.68	18.10	17.68
502	CHAUDHARY Kachnar	IND	17 MAY 1999	14.50	14.82	14.50
563	THOMAS-DODD Dannel	JAM	11 NOV 1992	19.15	19.15	19.15
561	KNIBB Kellion Kay Dia	JAM	25 DEC 1993	14.24	14.24	14.24
693	SIRMA Katrina	LAT	31 MAR 1994	12.10	12.10	12.10
721	KUPSTYTE Giedre	LTU	9 MAR 1992	16.93	16.93	16.93
725	ZARANKAITE Ieva	LTU	23 NOV 1994	15.24	15.24	15.24
744	SURDU Dimitriana	MDA	12 APR 1994	18.83	18.83	18.83
772	OROZCO CASTRO Maria Fernanda	MEX	25 JAN 1998	16.30	17.13	16.30
792	MULLER Lieke Rimkje	NED	3 NOV 1994	15.64	15.64	15.64
856	GOMEZ BEJARANO Stephanya Isabe	PER	30 APR 1999	10.01	10.01	10.01
904	GUBA Paulina Renata	POL	14 MAY 1991	18.24	18.24	18.24
907	KARDASZ Klaudia	POL	2 MAY 1996	17.88	17.88	17.88
985	SENEKAL Ischke	RSA	8 JAN 1993	16.97	16.97	16.97
1020	RESNIK Norma	SLO	14 JUL 1996	9.07	9.63	9.07
1094	AAKERSTROEM Frida Sofia	SWE	29 NOV 1990	15.51	16.62	15.51
1158	CHIANG Ru-Ching	TPE	13 DEC 1995	15.45	15.45	15.45
1179	WARREN Portious Kerish	TTO	2 MAR 1996	16.90	16.90	16.90
1273	BOHAN Christine Jean	USA	14 JUL 1995	16.59	16.87	16.59

Total number of entries: 27



ENTRY LIST BY EVENT As of 22 AUG 2017

各項目參賽名單

Bib	Name	NUSF Code	Date of Birth	Season Best	Personal Best	Qualifying Best
26	ARMADA Ailen	ARG	3 OCT 1998	55.51	55.51	55.51
62	GOLLSHEWSKY Taryn Linley	AUS	18 MAY 1993	59.94	60.27	59.94
144	PETKOVA Renata Tsankova	BUL	21 NOV 1995	51.09	51.09	51.09
180	ESSER Agnes Rachel	CAN	22 AUG 1995	57.02	57.91	57.02
207	GALLARDO CRUCHET Ivana Xennia	CHI	20 JUL 1993	52.40	54.46	52.40
229	WANG Lan	CHN	8 JUL 1993	51.10	55.72	51.10
305	BEBE Kathrine	DEN	27 JAN 1991	55.17	55.17	55.17
350	TOLLASSON Kaetlin	EST	4 JUN 1993	55.68	55.68	55.68
375	SIPPONEN Salla Maarja	FIN	13 MAR 1995	57.39	57.39	57.39
443	PUDENZ Kristin	GER	9 FEB 1993	62.89	62.89	62.89
505	Kamalpreet Kaur	IND	4 MAR 1996	56.75	56.75	56.75
550	STRUMILLO Stefania	ITA	14 JAN 1989	59.80	59.80	59.80
725	ZARANKAITE Ieva	LTU	23 NOV 1994	54.44	54.44	54.44
856	GOMEZ BEJARANO Stephanya Isabe	PER	30 APR 1999	35.72	35.72	35.72
919	ZABAWSKA Daria Katarzyna	POL	16 APR 1995	59.03	59.03	59.03
896	AUGUSTYNIAK Lidia Edyta	POL	14 MAY 1994	58.62	58.62	58.62
985	SENEKAL Ischke	RSA	8 JAN 1993	54.74	56.86	54.74
1167	LI Tsai-Yi	TPE	3 DEC 1989	55.66	60.23	55.66
1272	ALLMAN Valarie Carolyn	USA	23 FEB 1995	64.69	64.69	64.69
1273	BOHAN Christine Jean	USA	14 JUL 1995	50.79	50.79	50.79

Total number of entries: 20



ENTRY LIST BY EVENT As of 22 AUG 2017

各項目參賽名單

Bib	Name	NUSF Code	Date of Birth	Season Best	Personal Best	Qualifying Best
30	GOMEZ Daniela Ayelen	ARG	24 AUG 1993	59.18	59.18	59.18
70	NIELSEN Lara Louise	AUS	19 DEC 1992	66.90	66.90	66.90
85	SKYDAN Hanna	AZE	14 MAY 1992	75.29	75.29	75.29
107	MALYSHCHYK Hanna	BLR	4 FEB 1994	74.94	74.94	74.94
138	MARCELINO Mariana Grasiel	BRA	16 JUL 1992	67.02	67.02	67.02
180	ESSER Agnes Rachel	CAN	22 AUG 1995	61.66	61.66	61.66
252	GAVIRIA MALDONADO Mayra Alexandra	COL	26 MAY 1997	65.63	65.63	65.63
250	BELTRAN MOYA Maria Alejandra	COL	20 FEB 1994	53.67	53.67	53.67
281	KRALOVA Tereza	CZE	22 OCT 1989	68.55	70.21	68.55
390	TAVERNIER Alexandra	FRA	13 DEC 1993	72.16	74.39	72.16
435	GIMMLER Sophie	GER	18 MAR 1996	65.75	65.75	65.75
481	GYURATZ Reka	HUN	31 MAY 1996	71.27	71.27	71.27
546	FANTINI Sara	ITA	16 SEP 1997	68.24	68.24	68.24
623	NUSSUPBEKOVA Diana	KAZ	3 NOV 1995	58.08	64.48	58.08
791	HOLTHUIJSEN Sina Mai	NED	17 JUL 1996	62.38	62.38	62.38
835	RATCLIFFE Julia Susan	NZL	14 JUL 1993	70.35	70.65	70.35
910	KOPRON Malwina	POL	16 NOV 1994	73.98	73.98	73.98
900	FIODOROW Joanna	POL	4 MAR 1989	72.82	74.39	72.82
974	JANSE VAN VUUREN Letitia Johanna	RSA	24 APR 1996	63.82	63.82	63.82
1089	KANUCHOVA Veronika	SVK	19 APR 1993	66.06	69.48	66.06
1201	KAYA SALMAN Kivilcim	TUR	27 MAR 1992	71.37	72.55	71.37
1280	MARTIN Mikaila Alexis	USA	14 APR 1997	59.44	59.44	59.44
1282	SCAIFE Taylor Thristin	USA	25 DEC 1996	18.24	18.24	18.24

Total number of entries: 23



ENTRY LIST BY EVENT As of 22 AUG 2017

各項目參賽名單

Bib	Name	NUSF Code	Date of Birth	Season Best	Personal Best	Qualifying Best
68	LITTLE Mackenzie Patri	AUS	22 DEC 1996	55.60	57.60	55.60
57	BROOKS Kathryn Nicole	AUS	11 NOV 1997	54.54	54.54	54.54
81	HUDSON Victoria	AUT	28 MAY 1996	58.34	58.34	58.34
139	NISIMURA LORENZON D. M.	BRA	26 MAR 1994	59.03	59.03	59.03
140	TORRES GONCALVES DI Rafaela	BRA	27 NOV 1991	57.74	57.74	57.74
191	PRYKE Ashley Elizabet	CAN	7 JUL 1997	56.93	56.93	56.93
193	SPRINGER Jaimee Lynn	CAN	21 FEB 1992	54.40	54.40	54.40
228	SU Lingdan	CHN	12 JAN 1997	59.21	59.21	59.21
286	SEDIVA Irena	CZE	19 JAN 1992	58.76	59.89	58.76
317	VESTERGAARD Marie	DEN	15 DEC 1991	52.35	52.35	52.35
353	TULEV Mari-Liis	EST	6 APR 1995	49.22	53.07	49.22
352	TSERNOVA Laura	EST	10 JAN 1995	46.90	46.90	46.90
370	KANGAS Jenni Piritä Su	FIN	3 JUL 1992	59.86	60.70	59.86
373	NOKELAINEN Heidi Aino Elin	FIN	30 SEP 1990	58.55	62.13	58.55
388	NICOLLIN Margaux	FRA	1 MAY 1995	58.76	59.73	58.76
438	HUSSONG Christin Daniel	GER	17 MAR 1994	61.91	61.91	61.91
479	BOGDAN Annabella	HUN	7 APR 1992	58.79	58.79	58.79
487	SZILAGYI Reka	HUN	19 JAN 1996	57.85	59.39	57.85
602	SAITO Marina	JPN	15 OCT 1995	61.07	61.07	61.07
598	KITAGUCHI Haruka	JPN	16 MAR 1998	59.59	61.38	59.59
622	NAZAROVA Varvara	KAZ	2 JUL 1997	51.33	52.76	51.33
690	KOCINA Anete	LAT	5 FEB 1996	64.47	64.47	64.47
688	GRIVA Gundega	LAT	8 APR 1991	51.75	57.32	51.75
720	JASIUNAITE Liveta	LTU	26 JUL 1994	57.49	61.32	57.49
820	BOLLE Andrea Enerstad	NOR	8 MAR 1992	54.48	54.48	54.48
834	PEETERS Victoria Elise	NZL	17 MAY 1994	56.74	56.74	56.74
852	SIDDIQUE Ghazala	PAK	12 APR 1994	35.66	35.66	35.66
917	WITEK Marcelina Klaud	POL	2 JUN 1995	60.98	61.48	60.98
987	VAN DYK Jo Ane	RSA	3 OCT 1997	55.43	57.43	55.43
1013	LETNAR Bernarda	SLO	26 DEC 1989	57.84	57.84	57.84
1047	HENAPOLA Piyumi Ahinsa J	SRI	10 APR 1994	36.09	39.04	36.09
1166	LI Hui-Jun	TPE	12 MAY 1999	54.37	54.37	54.37
1156	CHANG Chu	TPE	11 SEP 1997		55.35	
1203	TUGSUZ Eda	TUR	27 MAR 1997	67.21	67.21	67.21

Total number of entries: 34



ENTRY LIST BY EVENT As of 22 AUG 2017

各項目參賽名單

Bib	Name	NUSF Code	Date of Birth	Season Best	Personal Best	Qualifying Best
2	EISDEN Shardiela	AHO	7 MAY 1997	4204	4204	4204
28	CHIAPPE Y MADSEN Fiorella	ARG	1 JAN 1996	5815	5815	5815
58	BURNETT Alysha Jane	AUS	4 JAN 1997	5817	5817	5817
83	PREINER Verena	AUT	1 FEB 1995	6232	6232	6232
96	VIDTS Noor	BEL	30 MAY 1996	5851	5851	5851
134	CHEFER SPINOLA Vanessa	BRA	5 MAR 1990	5812	6188	5812
148	KOALA Christiane Yasm	BUR	8 MAR 1994	6210	6230	6210
189	OUDENAARDEN Nicole Corrie	CAN	14 JAN 1994	5927	5927	5927
181	HUGGINS Dallyssa Jeline	CAN	31 OCT 1998	5307	5308	5307
227	PANG Yuting	CHN	28 MAY 1995	5271	5271	5271
308	JENSEN Caroline Mathil	DEN	1 APR 1994	4983	5120	4983
342	KAUNISSAAR Terje	EST	10 AUG 1992	4994	5181	4994
368	HEIKKINEN Jutta Karita	FIN	27 OCT 1994	5747	5747	5747
491	GUSTIAYU Tresna Puspita	INA	1 AUG 1996	4050	4050	4050
594	HEMPHILL Meg	JPN	23 MAY 1996	5907	5907	5907
663	KIM Chaeyoung	KOR	15 MAR 1991	4885	5020	4885
821	BYE Martine	NOR	20 JUN 1993	5254	5254	5254
852	SIDDIQUE Ghazala	PAK	12 APR 1994	3078	3078	3078
1015	MLJAC Brina	SLO	3 JAN 1993	3736	4168	3736
1019	POTOCAR Tjasa	SLO	13 SEP 1997	3272	4040	3272
1092	MOKRASOVA Lucia	SVK	27 MAR 1994	5671	5789	5671
1090	LAJCAKOVA Stanislava	SVK	20 APR 1996	5660	5660	5660
1159	CHU Chia-Ling	TPE	11 JAN 1991	5519	5519	5519
1171	LIU Ya-Jyun	TPE	20 SEP 1993	5461	5461	5461

Total number of entries: 24



ENTRY LIST BY EVENT As of 22 AUG 2017

各項目參賽名單

Bib	Name	NUSF Code	Date of Birth	Season Best	Personal Best	Qualifying Best
73	PICKLES Jessica Ashleig	AUS	9 FEB 1994	1:37	1:37	1:37
233	ZHANG Xin	CHN	17 AUG 1989	1:34	1:34	1:34
235	ZHAO Huimin	CHN	12 OCT 1993	1:34	1:34	1:34
226	MA Yiming	CHN	10 SEP 1997	1:34	1:31	1:34
234	ZHANG Yan	CHN	3 JAN 1997	1:36	1:36	1:36
253	MARINO FONSECA Carolina	COL	18 AUG 1994	1:44	1:44	1:44
372	NEUVONEN Elisa Pauliina	FIN	19 MAR 1991	1:35	1:35	1:35
484	KOVACS Barbara	HUN	26 JUL 1993	1:33:43	1:33:43	1:33:43
486	RECSEI Rita	HUN	30 JAN 1996	1:34:43	1:34:43	1:34:43
507	Priyanka	IND	10 MAR 1996	1:37	1:37	1:37
625	REPINA Polina	KAZ	29 JUN 1990	1:39	1:38	1:39
702	KARAM Sandy	LBN	14 FEB 1996	1:42	1:42	1:42
866	CAPIOSO Ma. Elizabeth	PHI	29 MAY 1995	1:05	1:05	1:05
931	RIBEIRO Mara	POR	11 MAY 1995	1:35	1:35	1:35
979	OOSTHUIZEN Anel	RSA	22 APR 1995	1:34:49	1:34:49	1:34:49
1302	PONIKVAR Katja	SLO	29 OCT 1996			
1154	CHANG Chia-Feng	TPE	15 AUG 1993	1:40	1:40	1:40
1241	KASHYNA Inna	UKR	27 SEP 1991	1:30	1:30	1:30
1239	HAVRYLIUK Tamara	UKR	14 DEC 1995	1:32	1:32	1:32
1255	TSVILII Alina	UKR	18 SEP 1994	1:33	1:33	1:33
1250	MYRONCHUK Valentyna	UKR	10 AUG 1994	1:34	1:34	1:34

Total number of entries: 21



ENTRY LIST BY EVENT As of 22 AUG 2017

各項目參賽名單

Bib	Name	NUSF Code	Date of Birth	Season Best	National Record	Qualifying Best
AUSTRALIA		AUS		45.59		45.59
64	HEDDING Elizabeth Megan		4 MAR 1996			
65	JENNEKE Michelle Amy		23 JUN 1993			
71	O'GRADY Gabriella Julie		18 FEB 1997			
72	PASTERNAISKY Larissa		11 DEC 1991			
61	EVERETT Jasmine Cherayn		17 SEP 1991			
60	CLAY Elizabeth Anne		9 MAY 1995			
BOTSWANA		BOT				
114	CHILUME Titose		16 NOV 1993			
115	MOLAPISI Ontiretse		18 JAN 1995			
116	MONWA Amantle Hazel		10 AUG 1996			
117	SEBELE Tsaone Bakani		27 OCT 1993			
CANADA		CAN				
196	THEVENIN Tijuana Kxante		7 SEP 1996			
197	WALKEDEN Leah Janine		10 FEB 1993			
199	WESTNEY Jellisa S		6 OCT 1993			
194	STIVERNE Aiyanna Brigitt		20 FEB 1995			
185	MAXWELL Nyoka Shondy Pe		7 APR 1997			
183	LATRACE Sandra Diane		10 MAR 1997			
DENMARK		DEN		46.88		46.88
311	KRAMER Mathilde Uldall		15 MAR 1993			
306	GLENNER-FRANDSEN Astrid		11 APR 1993			
307	GRAVERSGAARD Mette		5 OCT 1995			
314	NISSEN Annemarie		8 JUL 1994			
309	JENSEN Line Renee		18 JUL 1992			
DOMINICAN REPUBLIC		DOM				
322	DE AZA HENRRY Estrella Nicole		3 DEC 1996			
325	RODRÍGUEZ JIMÉNEZ Kiara Miguelina		23 DEC 1992			
323	MEDINA VENTURA Anabel		15 DEC 1996			
324	PAULINO Marileidy		25 OCT 1996			
326	VALERIO LUIS Oneida		23 JUN 1989			
GHANA		GHA		44.33		44.33
460	NIMAKO Dorcas Pomah		22 AUG 1995			
459	MENSAH Janet		25 JUN 1998			
458	MENSAH Ida		24 SEP 1998			
457	BRAIMAH Hajuaha		4 APR 1997			
ITALY		ITA				
JAPAN		JPN		44.98		44.98
599	MAEYAMA Miyu		21 FEB 1996			
596	IKI Ichiko		7 MAY 1997			
601	NAKAMURA Mizuki		22 MAR 1996			
604	TAKEUCHI Sayaka		18 JUL 1995			
594	HEMPHILL Meg		23 MAY 1996			
KAZAKHSTAN		KAZ		43.03		43.03
620	KASHAFUTDINOVA Rima		24 JUL 1995			
626	SAFRONOVA Olga		5 NOV 1991			
629	ZYABKINA Viktoriya		4 SEP 1992			
627	SHYNAZBEKOVA Aigerim		1 JUL 1992			
619	GOLENDOVA Svetlana		25 JUL 1993			



ENTRY LIST BY EVENT As of 22 AUG 2017

各項目參賽名單

Bib	Name	NUSF Code	Date of Birth	Season Best	National Record	Qualifying Best
LATVIA		LAT		49.61		49.61
691	LATISEVA CUDARE Gunta		9 MAR 1995			
685	AUZINA Anna Paula		14 FEB 1996			
687	DAKTERE Diana		17 JUL 1994			
686	CEIKO Inguna		1 OCT 1994			
694	TARASOVA Alevtina		31 JAN 1997			
MEXICO		MEX		45.11		45.11
767	FLORES HERNANDEZ Iza Daniela		6 MAY 1994			
763	AGUILLON RAMOS Dania Amaris		14 FEB 1996			
771	MORAN ERREJON Paola		25 FEB 1997			
765	COOK MARTINEZ Rosa Leticia		3 JAN 1998			
764	BRITO OSORIO Natali		21 OCT 1989			
POLAND		POL				
920	ZAGAJEWSKA Karolina Monika		5 APR 1993			
901	FORKASIEWICZ Agata Beata		13 JAN 1994			
908	KOLDEJ Malgorzata Barb		12 NOV 1990			
898	CIBA Kamila Magdalen		29 MAR 1995			
1307	OCHOCKA Ewa Magda		17 JAN 1996			
SOUTH AFRICA		RSA				
972	BRITS Maryke		25 FEB 1994			
986	THOMAS Tamzin		6 OCT 1997			
980	PALFRAMAN Justine		4 NOV 1993			
975	KINGWILL Kelly Lynn		22 JAN 1991			
982	PRINSLOO Lynique		30 MAR 1991			
978	NTSHINGILA Sibongile Patie		26 AUG 1989			
SERBIA		SRB		10.50		10.50
1028	PETKOVIC Ivana		12 JAN 1992			
1030	SIRMIC Katarina		28 APR 1991			
1029	SIMIC Nikoleta		19 NOV 1996			
1027	BARJAKTAROVIC Zorana		2 MAR 1996			
SWITZERLAND		SUI		42.50		42.50
1069	HALBHEER Cornelia		16 AUG 1992			
1067	DEL PONTE Ajla		15 JUL 1996			
1070	KORA JOSEPH Salome Kpayero		8 JUN 1994			
1074	ZIMMERMANN Vanessa		11 JUN 1990			
1073	VON JACKOWSKI Selina Louise		10 DEC 1997			
1065	AGNOU Caroline Jasmin		26 MAY 1996			
THAILAND		THA		44.77		44.77
1123	WANNAKIT Tassaporn		23 NOV 1989			
1114	CHATTHA On-Uma		27 MAR 1997			
1119	PAKDEE Kanyarat		6 JAN 1993			
1113	CHAROENSUK Parichat		16 APR 1998			
1121	RUNAN Sureewan		3 MAY 1997			
1122	THIPAT Supawan		10 FEB 1994			



ENTRY LIST BY EVENT As of 22 AUG 2017

各項目參賽名單

Bib	Name	NUSF Code	Date of Birth	Season Best	National Record	Qualifying Best
CHINESE TAIPEI		TPE		47.66		47.66
1165	KO Ching-Ting		9 MAY 1992			
1160	FANG An-Chi		7 MAY 1999			
1162	HSU Ya-Ting		5 FEB 1997			
1163	HU Chia-Chen		28 MAR 1997			
1172	SYU Yong-Jie		7 OCT 1992			
UNITED STATES of AMERICA		USA		44.35		44.35
1279	HENDERSON Justice Kerissa		1 SEP 1998			
1285	WILLIAMS Tori Monique		14 DEC 1994			
1281	SAMUELS Samiyah Brielle		2 OCT 1997			
1284	SMITH Sierra Jade		22 OCT 1997			
1277	HARDNETT Kelli Nichole		31 MAY 1994			
1275	BURKS Tonyecia Kapri		29 APR 1996			

Total number of entries: 18



ENTRY LIST BY EVENT As of 22 AUG 2017

各項目參賽名單

Bib	Name	NUSF Code	Date of Birth	Season Best	National Record	Qualifying Best
AUSTRALIA		AUS		3:28.80		3:28.80
55	BARTHOLOMEW Alexandra Joy		8 DEC 1994			
67	KEIR Alicia Jane		19 MAR 1991			
71	O'GRADY Gabriella Julie		18 FEB 1997			
75	STAFFORD Jessie Catherin		24 JUN 1995			
76	STOREY Lora Marian		19 OCT 1989			
72	PASTERNAISKY Larissa		11 DEC 1991			
BRAZIL		BRA		3:45.40		3:45.40
137	FERREIRA DA SILVA July		27 OCT 1994			
135	DA SILVA Tatiane Raquel		10 JUN 1990			
134	CHEFER SPINOLA Vanessa		5 MAR 1990			
136	DOS SANTOS SILVA Valdilene		18 DEC 1991			
CANADA		CAN		3:36.48		3:36.48
197	WALKEDEN Leah Janine		10 FEB 1993			
185	MAXWELL Nyoka Shondy Pe		7 APR 1997			
194	STIVERNE Aiyanna Brigitt		20 FEB 1995			
176	BALKWILL Kelsey Ellen		19 SEP 1992			
198	WESTAWAY Jenna Rae Eilee		19 JUN 1994			
190	POWELL Micha		12 JAN 1995			
JAMAICA		JAM		3:25.05		3:25.05
565	WHYTE Ronda		6 NOV 1990			
560	JAMES Tiffany Donnama		31 JAN 1997			
562	LONEY Dawnalee Ann Ma		15 MAY 1996			
566	WILLIAMS Jodean		11 NOV 1993			
MEXICO		MEX		3:39.01		3:39.01
771	MORAN ERREJON Paola		25 FEB 1997			
764	BRITO OSORIO Natali		21 OCT 1989			
765	COOK MARTINEZ Rosa Leticia		3 JAN 1998			
763	AGUILLON RAMOS Dania Amaris		14 FEB 1996			
767	FLORES HERNANDEZ Iza Daniela		6 MAY 1994			
NIGERIA		NGR				
808	GEORGE Patience Okon		25 NOV 1991			
805	EDOBI Jennifer Adaeze		20 JAN 1996			
810	NATHANIEL Glory Onome		23 JAN 1996			
809	IDUGBOE Tracy		11 AUG 1999			
812	YAKUBU Balikis Temitop		11 JUL 1996			
POLAND		POL				
916	SWIETY Justyna Elzbiet		3 DEC 1992			
899	DABROWSKA Martyna		5 APR 1994			
905	HOLUB Malgorzata Nata		30 OCT 1992			
897	BAUMGART Iga		11 APR 1989			
918	WYCISZKIEWICZ Patrycja Weroni		8 JAN 1994			
903	GAWORSKA Aleksandra		7 NOV 1995			
ROMANIA		ROU		3:27.10		3:27.10
943	RAZOR Bianca Denisa		8 AUG 1994			
941	NESTERIUC Anamaria		29 NOV 1993			
940	GAL Camelia Florina		18 OCT 1992			
938	BELGYAN Sanda		17 DEC 1992			
SOUTH AFRICA		RSA				



ENTRY LIST BY EVENT As of 22 AUG 2017

各項目參賽名單

Bib	Name	NUSF Code	Date of Birth	Season Best	National Record	Qualifying Best
SLOVENIA		SLO				
1011	KODRIC Aneja		13 JAN 1993			
1017	PLAZNIK Anja		10 DEC 1996			
1022	ZUPANIC Tamara		8 SEP 1993			
1010	KAVKA Eva		14 OCT 1993			
SLOVENIA		SLO				
1011	KODRIC Aneja		13 JAN 1993			
1022	ZUPANIC Tamara		8 SEP 1993			
1018	PODLESNIK Veronika		22 JAN 1994			
1021	TOMICIC PREZELJ Joni		25 AUG 1993			
1302	PONIKVAR Katja		29 OCT 1996			
THAILAND		THA		3:38.63		3:38.63
1115	ENG-CHUAN Atchima		10 FEB 1990			
1120	POOLKERD Supanich		28 NOV 1997			
1116	HOEMHUK Pompan		3 JUN 1993			
1118	KHONKHAM Jutamas		6 MAY 1991			
1117	KAEODI Thanphimon		27 DEC 1997			
1112	ATHIWET Apinya		12 JUN 1998			
UKRAINE		UKR				
1236	BRYZGINA Anastasiia		9 JAN 1998			
1235	BIBIK Olha		5 FEB 1990			
1249	MELNYK Tetiana		2 APR 1995			
1243	KLYMIUK Kateryna		2 JUN 1995			
1245	KOLESNYCHENKO Olena		3 JUN 1993			
1244	KOBA Dzhois		26 FEB 1998			
UNITED STATES of AMERICA		USA		3:38.51		3:38.51
1278	HAWKINS Birexus Janae		18 JUL 1998			
1285	WILLIAMS Tori Monique		14 DEC 1994			
1274	BOOKMAN Deonca Dicole		29 OCT 1995			
1277	HARDNETT Kelli Nichole		31 MAY 1994			
1284	SMITH Sierra Jade		22 OCT 1997			

Total number of entries: 14



TAIPEI STADIUM
臺北田徑場

TAIPEI 2017 SAT 周六
29th SUMMER UNIVERSIADE 26 AUG 2017
7:00

ATHLETICS
田徑

WOMEN'S TEAM 20KM WALK
女子團體20公里競走



ENTRY LIST BY EVENT As of 22 AUG 2017

各項目參賽名單

Bib	Name	NUSF Code	Date of Birth	Season Best	Personal Best	Qualifying Best
-----	------	-----------	---------------	-------------	---------------	-----------------

PEOPLE'S REPUBLIC of CHINA

CHN

UKRAINE

UKR

Total number of entries: 2





TAIPEI STADIUM
臺北田徑場

ATHLETICS
田徑



TAIPEI 2017 SUN 周日
29TH SUMMER UNIVERSIADE 27 AUG 2017
7:00

WOMEN'S TEAM HALF MARATHON
女子團體半程馬拉松

ENTRY LIST BY EVENT As of 22 AUG 2017

各項目參賽名單

Bib	Name	NUSF Code	Date of Birth	Season Best	Personal Best	Qualifying Best
	PEOPLE'S REPUBLIC of CHINA	CHN				
	JAPAN	JPN				
	SOUTH AFRICA	RSA				
	CHINESE TAIPEI	TPE				
	TURKEY	TUR				

Total number of entries: 5






RESULT BOOK

29TH Summer Universiade Taipei 2017



Athletics

Men's 10000m





MEDALLISTS

獎牌得主

Medal	Name	NUSF
GOLD	BAHATI Sadic	UGA - Uganda
SILVER	SOARE Nicolae Alexand	ROU - Romania
BRONZE	SHIOJIRI Kazuya	JPN - Japan




RESULT BOOK

29TH Summer Universiade Taipei 2017



Athletics

Men's 100m





MEDALLISTS

獎牌得主

Medal	Name	NUSF
GOLD	YANG Chun-Han	TPE - Chinese Taipei
SILVER	ROTO Thando	RSA - South Africa
BRONZE	BURRELL Cameron Malik	USA - United States of America



START LIST

出場名單

WORLD RECORD	9.58 BOLT Usain	JAM Berlin (GER)	16 AUG 2009
UNIVERSIADE RECORD	9.97 SIMBINE Akani	RSA Gwangju (KOR)	9 JUL 2015

HEAT 1 10:30

Lane	Bib	Name	NUSF Code	Date of Birth	PB	SB	Result	Rank
1	1176	BALLANTYNE Micah Anrian	TTO	14 APR 1995	10.46	10.46		
2	280	ZALESKY Dominik	CZE	23 AUG 1995	10.31	10.31		
3	1261	BURRELL Cameron Malik	USA	11 SEP 1994	9.93	9.93		
4	703	KHERENG Khereng Nelson	LES	19 JUN 1997	10.68	10.68		
5	586	TANAKA Yusuke	JPN	11 JAN 1998	10.30	10.30		
6	1286	VO Ngoc Huy	VIE	10 AUG 1997	10.67	10.67		
7	682	PARANDJUKS Rihards	LAT	12 APR 1994	10.94	11.06		
8	657	LEE Jiwoo	KOR	24 OCT 1995	10.46	10.46		
9	1095	DLAMINI Benele Simphiwe	SWZ	16 JAN 1993	11.10	11.10		

HEAT 2 10:36

Lane	Bib	Name	NUSF Code	Date of Birth	PB	SB	Result	Rank
1	817	MARTINSEN Hallgeir	NOR	10 JAN 1989	10.67	10.67		
2	46	JUNG Jin Su	AUS	16 NOV 1993	10.27	10.32		
3	6	ATHMANI Skander Djamil	ALG	21 JUN 1992	10.45	10.45		
4	512	LAWLER Marcus	IRL	28 FEB 1995	10.30	10.30		
5	966	ROTO Thando	RSA	26 SEP 1995	9.95	9.95		
6	1039	KOTTAHACHCHI Kavindu Araliya	SRI	20 APR 1994	10.81	11.11		
7	23	ROBLEDO Matias Exequiel	ARG	17 MAY 1990	10.52	10.68		
8	859	GO Yuhei	PHI	30 JUN 1995	11.06	11.06		
9	359	MYLLYMAEKI Ville Veikko Va	FIN	15 JAN 1990	10.38	10.47		

HEAT 3 10:42

Lane	Bib	Name	NUSF Code	Date of Birth	PB	SB	Result	Rank
1	1263	COLLINS Le Shon Jabre	USA	11 DEC 1993	10.00	10.00		
2	20	CARACASSIS Jorge Oscar	ARG	27 OCT 1994	10.64	10.70		
3	717	SKRABULIS Kostas	LTU	4 AUG 1992	10.44	10.44		
4	1297	MUWISHI Gerren	ZIM	19 MAR 1994	10.48	10.66		
5	745	ALANIS PRIETO Juan Carlos	MEX	31 AUG 1994	10.35	10.35		
6	861	KAUFMAN Sean Michael	PHI	23 APR 1998	11.00	11.00		
7	472	NORALES TOMAS Josef Semir	HON	14 NOV 1991	10.47	10.47		
8	278	STROMSIK Zdenek	CZE	25 NOV 1994	10.29	10.29		
9	667	ALMOSELEM Saleh Hussain H	KSA	23 NOV 1993	11.02	11.19		



START LIST

出場名單

WORLD RECORD	9.58 BOLT Usain	JAM Berlin (GER)	16 AUG 2009
UNIVERSIADE RECORD	9.97 SIMBINE Akani	RSA Gwangju (KOR)	9 JUL 2015

HEAT 4 10:48

Lane	Bib	Name	NUSF Code	Date of Birth	PB	SB	Result	Rank
1	731	TANG Cho Hin	MAC	4 DEC 1996	10.90	11.23		
2	585	TADA Shuhei	JPN	24 JUN 1996	10.08	10.08		
3	715	SAVICKAS Ugnius	LTU	22 JAN 1992	10.44	10.44		
4	531	CASSANO Luca Antonio	ITA	23 AUG 1995	10.36	10.36		
5	1206	ADOME Pius	UGA	9 JAN 1993	10.66	10.66		
6	674	ALSHUQAYFI Abdullah Mohamm	KSA	26 OCT 1990	10.96	11.04		
7	1190	SAFER Izzet	TUR	10 JUL 1990	10.37	10.48		
8	618	ZEMS Vyacheslav	KAZ	2 MAY 1998	10.70	10.70		
9	751	GALLEGOS MORENO Heber	MEX	13 APR 1992	10.21	10.28		

HEAT 5 10:54

Lane	Bib	Name	NUSF Code	Date of Birth	PB	SB	Result	Rank
1	741	YASMIN Muhammad Aqil	MAS	28 OCT 1997	10.63	10.48		
2	1177	MORAIN Moriba Joseph	TTO	8 OCT 1992	10.09	10.09		
3	463	ADONIS Owen Victor Sol	GUY	16 JUL 1992	10.73	10.73		
4	889	SLOWIKOWSKI Przemyslaw Stef	POL	20 NOV 1993	10.27	10.42		
5	77	FUCHS Markus	AUT	14 NOV 1995	10.36	10.36		
6	532	CATTANEO Federico	ITA	14 JUL 1993	10.28	10.28		
7	795	CHHETRI Krishna	NEP	7 SEP 1992	11.25	11.25		
8	1008	VRHUNEC Enej	SLO	1 OCT 1996	10.65	10.65		
9	813	ABDOULAYE YATAGA Ali	NIG	10 DEC 1989	11.00	11.00		

HEAT 6 11:00

Lane	Bib	Name	NUSF Code	Date of Birth	PB	SB	Result	Rank
1	630	ASAMBA Dan Kiviasi	KEN	23 JUN 1993		10.1-		
2	1212	OKETAYOT Francis	UGA	31 OCT 1995	10.60	10.50		
3	161	LINDE James Kenneth	CAN	18 AUG 1994	10.42	10.42		
4	994	TAN Zong Yang	SGP	11 JUN 1994	10.92	10.99		
5	1098	HOZZA Taratibu Machak	TAN	5 OCT 1990	11.55	11.55		
6	733	RAMANANJATOVO Jose Mariolla	MAD	21 MAY 1989	10.74	10.77		
7	921	ANTUNES Diogo	POR	2 NOV 1992	10.27	10.27		
8	468	WAN Hin Chung	HKG	12 FEB 1995	10.64	10.64		
9	880	HAMPEL Eryk Pawel	POL	3 DEC 1997	10.36	10.36		



START LIST

出場名單

WORLD RECORD	9.58 BOLT Usain	JAM Berlin (GER)	16 AUG 2009
UNIVERSIADE RECORD	9.97 SIMBINE Akani	RSA Gwangju (KOR)	9 JUL 2015

HEAT 7 11:06

Lane	Bib	Name	NUSF Code	Date of Birth	PB	SB	Result	Rank
1	1298	SHAVA Ushe	ZIM	18 OCT 1993	10.75	10.83		
2	1076	BUJNA Simon	SVK	27 DEC 1995	10.64	10.64		
3	608	GRIGORYEV Vladislav	KAZ	10 JAN 1997	10.26	10.26		
4	488	KUSUMAWARNI Prasha Rizki	INA	20 APR 1998	10.97	10.97		
5	392	MENDIOLA Steve Jr.	FSM	9 SEP 1996	11.45	11.95		
6	1006	KRAMBERGER Jan	SLO	7 FEB 1995	10.52	10.52		
7	112	SEBELE Ditiro Kago	BOT	27 OCT 1993	10.40	10.40		
8	131	OLIVEIRA CONSTANTINO Gabriel	BRA	9 FEB 1995	10.37	10.37		
9	558	TRACEY Tyquendo	JAM	10 JUN 1993	10.12	10.12		

HEAT 8 11:12

Lane	Bib	Name	NUSF Code	Date of Birth	PB	SB	Result	Rank
1	113	THWANYANE Rebeilwe Saviou	BOT	27 JUL 1993	10.80	10.80		
2	363	RANTALA Eetu Werner	FIN	5 JUN 1993	10.30	10.57		
3	1085	VOLKO Jan	SVK	2 NOV 1996	10.15	10.15		
4	453	OPOKU AGYEMANG Shadrack	GHA	24 DEC 1992	10.40	10.40		
5	999	OTHMAN Mohamed Sahid	SLE	19 NOV 1996	10.62	10.62		
6	416	NGUEMA AYECABA Fidel Obama	GEQ	29 OCT 1999	12.30	12.32		
7	637	OMURWA Ferdinand Omany	KEN	1 FEB 1996	10.14	10.25		
8	1055	CLIVAZ Florian Pascal	SUI	30 SEP 1994	10.38	10.38		
9	804	UGWUOKE Mellitus Okechu	NGR	27 FEB 1996	10.95	10.95		

HEAT 9 11:18

Lane	Bib	Name	NUSF Code	Date of Birth	PB	SB	Result	Rank
2	526	PERSIADO Imri	ISR	25 SEP 1994	10.38	10.38		
3	695	BOULOS Christophe	LBN	20 AUG 1996	10.62	10.62		
4	828	MILLAR Joseph Fitzgera	NZL	24 SEP 1992	10.18	10.18		
5	294	GABRIELSEN Benjamin Habib	DEN	13 JUN 1995	10.84	10.95		
6	799	HARRY Chukwudike Harr	NGR	9 JAN 1994	10.39	10.57		
7	841	AL MARJABI Ali Rashid Sali	OMA	1 JUL 1995	10.83	10.88		
8	1058	MANCINI Pascal	SUI	18 APR 1989	10.25	10.25		
9	210	JIANG Hengnan	CHN	6 OCT 1995	10.40	10.40		



START LIST

出場名單

WORLD RECORD	9.58 BOLT Usain	JAM Berlin (GER)	16 AUG 2009
UNIVERSIADE RECORD	9.97 SIMBINE Akani	RSA Gwangju (KOR)	9 JUL 2015

HEAT 10 11:24

Lane	Bib	Name	NUSF Code	Date of Birth	PB	SB	Result	Rank
2	455	YEBOAH Emmanuel	GHA	10 AUG 1997	10.36	10.53		
3	37	BROWNING Rohan Jackson	AUS	31 DEC 1997	10.40	10.40		
4	401	OSEWA Samuel Ikponmwo	GBR	17 APR 1991	10.21	10.21		
5	466	CHAN Yan Lam	HKG	12 JAN 1994	10.86	10.89		
6	1025	KIJANOVIC Aleksa	SRB	31 MAR 1997	10.59	10.59		
7	1291	SILWIMBA Edgar	ZAM	6 SEP 1994	10.89	10.89		
8	1148	YANG Chun-Han	TPE	1 JAN 1997	10.22	10.22		
9	163	MAKINDE Oluwasegun Vict	CAN	6 JUL 1991	10.24	10.39		

Qualification: First 3 in each heat (Q) and the next 2 fastest (q) advance to the Round 2

Legend:

PB Personal Best **SB** Season Best



RESULTS

成績

WORLD RECORD	9.58 BOLT Usain	JAM Berlin (GER)	16 AUG 2009
UNIVERSIADE RECORD	9.97 SIMBINE Akani	RSA Gwangju (KOR)	9 JUL 2015

HEAT 1 Start Time: 10:30

Wind: +0.1 m/s

Rk	Bib	Name	NUSF Code	Date of Birth	Lane	Reaction Time	Result
1	1261	BURRELL Cameron Malik	USA	11 SEP 1994	3	0.164	10.43 Q
2	586	TANAKA Yusuke	JPN	11 JAN 1998	5	0.178	10.51 Q
3	280	ZALESKY Dominik	CZE	23 AUG 1995	2	0.121	10.63 Q
4	657	LEE Jiwoo	KOR	24 OCT 1995	8	0.163	10.86
5	1176	BALLANTYNE Micah Anrian	TTO	14 APR 1995	1	0.151	10.87
6	1286	VO Ngoc Huy	VIE	10 AUG 1997	6	0.191	10.94
7	1095	DLAMINI Benele Simphiwe	SWZ	16 JAN 1993	9	0.225	11.06 PB
8	703	KHEREENG Khereng Nelson	LES	19 JUN 1997	4	0.189	11.17
9	682	PARANDJUKS Rihards	LAT	12 APR 1994	7	0.154	11.51

HEAT 2 Start Time: 10:36

Wind: -0.4 m/s

Rk	Bib	Name	NUSF Code	Date of Birth	Lane	Reaction Time	Result
1	6	ATHMANI Skander Djamil	ALG	21 JUN 1992	3	0.165	10.49 Q
2	966	ROTO Thando	RSA	26 SEP 1995	5	0.177	10.51 Q
3	512	LAWLER Marcus	IRL	28 FEB 1995	4	0.163	10.64 Q
4	46	JUNG Jin Su	AUS	16 NOV 1993	2	0.177	10.67
5	23	ROBLEDO Matias Exequiel	ARG	17 MAY 1990	7	0.151	10.75
6	359	MYLLYMAEKI Ville Veikko Va	FIN	15 JAN 1990	9	0.187	10.84
7	817	MARTINSEN Hallgeir	NOR	10 JAN 1989	1	0.172	11.15
8	1039	KOTTAHACHCHI Kavindu Araliya	SRI	20 APR 1994	6	0.209	11.19
9	859	GO Yuhei	PHI	30 JUN 1995	8	0.196	11.61

HEAT 3 Start Time: 10:42

Wind: +0.3 m/s

Rk	Bib	Name	NUSF Code	Date of Birth	Lane	Reaction Time	Result
1	1263	COLLINS Le Shon Jabre	USA	11 DEC 1993	1	0.174	10.30 Q
2	745	ALANIS PRIETO Juan Carlos	MEX	31 AUG 1994	5	0.156	10.47 Q
3	278	STROMSIK Zdenek	CZE	25 NOV 1994	8	0.192	10.50 Q
4	717	SKRABULIS Kostas	LTU	4 AUG 1992	3	0.129	10.55 q
5	1297	MUWISHI Gerren	ZIM	19 MAR 1994	4	0.190	10.76
6	20	CARACASSIS Jorge Oscar	ARG	27 OCT 1994	2	0.142	10.86
7	472	NORALES TOMAS Josef Semir	HON	14 NOV 1991	7	0.197	11.03
8	861	KAUFMAN Sean Michael	PHI	23 APR 1998	6	0.160	11.18
	667	ALMOSELEM Saleh Hussain H	KSA	23 NOV 1993	9		F1 DQ R 162.7



RESULTS

成績

WORLD RECORD	9.58 BOLT Usain	JAM Berlin (GER)	16 AUG 2009
UNIVERSIADE RECORD	9.97 SIMBINE Akani	RSA Gwangju (KOR)	9 JUL 2015

HEAT 4 Start Time: 10:48 Wind: -1.3 m/s

Rk	Bib	Name	NUSF Code	Date of Birth	Lane	Reaction Time	Result
1	585	TADA Shuhei	JPN	24 JUN 1996	2	0.165	10.33 Q
2	751	GALLEGOS MORENO Heber	MEX	13 APR 1992	9	0.165	10.41 Q
3	531	CASSANO Luca Antonio	ITA	23 AUG 1995	4	0.173	10.60 Q
4	1206	ADOME Pius	UGA	9 JAN 1993	5	0.173	10.73
5	1190	SAFER Izzet	TUR	10 JUL 1990	7	0.173	10.74
6	618	ZEMS Vyacheslav	KAZ	2 MAY 1998	8	0.173	10.81
7	715	SAVICKAS Ugnius	LTU	22 JAN 1992	3	0.190	10.81
8	674	ALSHUQAYFI Abdullah Mohamm	KSA	26 OCT 1990	6	0.166	11.29
9	731	TANG Cho Hin	MAC	4 DEC 1996	1	0.163	11.32

HEAT 5 Start Time: 10:54 Wind: -0.1 m/s

Rk	Bib	Name	NUSF Code	Date of Birth	Lane	Reaction Time	Result
1	1177	MORAIN Moriba Joseph	TTO	8 OCT 1992	2	0.140	10.34 Q
2	741	YASMIN Muhammad Aqil	MAS	28 OCT 1997	1	0.152	10.61 Q PB
3	77	FUCHS Markus	AUT	14 NOV 1995	5	0.178	10.62 Q
4	889	SLOWIKOWSKI Przemyslaw Stef	POL	20 NOV 1993	4	0.152	10.65
5	532	CATTANEO Federico	ITA	14 JUL 1993	6	0.158	10.73
6	1008	VRHUNEC Enej	SLO	1 OCT 1996	8	0.161	11.15
7	813	ABDOULAYE YATAGA Ali	NIG	10 DEC 1989	9	0.180	11.22
	463	ADONIS Owen Victor Sol	GUY	16 JUL 1992	3		DNS
	795	CHHETRI Krishna	NEP	7 SEP 1992	7		DNS

HEAT 6 Start Time: 11:00 Wind: -0.1 m/s

Rk	Bib	Name	NUSF Code	Date of Birth	Lane	Reaction Time	Result
1	921	ANTUNES Diogo	POR	2 NOV 1992	7	0.205	10.51 Q
2	161	LINDE James Kenneth	CAN	18 AUG 1994	3	0.180	10.59 Q
3	880	HAMPEL Eryk Pawel	POL	3 DEC 1997	9	0.198	10.76 Q
4	468	WAN Hin Chung	HKG	12 FEB 1995	8	0.191	11.01
5	994	TAN Zong Yang	SGP	11 JUN 1994	4	0.179	11.08
6	1212	OKETAYOT Francis	UGA	31 OCT 1995	2	0.173	11.33
7	733	RAMANANJATOVO Jose Mariolla	MAD	21 MAY 1989	6	0.188	11.39
8	1098	HOZZA Taratibu Machak	TAN	5 OCT 1990	5	0.173	11.55 =PB
9	630	ASAMBA Dan Kiviasi	KEN	23 JUN 1993	1	0.171	21.42



RESULTS

成績

WORLD RECORD	9.58 BOLT Usain	JAM Berlin (GER)	16 AUG 2009
UNIVERSIADE RECORD	9.97 SIMBINE Akani	RSA Gwangju (KOR)	9 JUL 2015

HEAT 7 Start Time: 11:06

Wind: -0.7 m/s

Rk	Bib	Name	NUSF Code	Date of Birth	Lane	Reaction Time	Result
1	558	TRACEY Tyquendo	JAM	10 JUN 1993	9	0.167	10.43 Q
2	131	OLIVEIRA CONSTANTINO Gabriel	BRA	9 FEB 1995	8	0.221	10.56 Q
3	608	GRIGORYEV Vladislav	KAZ	10 JAN 1997	3	0.224	10.61 Q
4	1076	BUJNA Simon	SVK	27 DEC 1995	2	0.213	10.70
5	112	SEBELE Ditiro Kago	BOT	27 OCT 1993	7	0.178	10.74
6	1006	KRAMBERGER Jan	SLO	7 FEB 1995	6	0.167	10.91
7	1298	SHAVA Ushe	ZIM	18 OCT 1993	1	0.199	10.99
8	488	KUSUMAWARNI Prasha Rizki	INA	20 APR 1998	4	0.430	11.15
9	392	MENDIOLA Steve Jr.	FSM	9 SEP 1996	5	0.173	11.78 SB

HEAT 8 Start Time: 11:12

Wind: +1.1 m/s

Rk	Bib	Name	NUSF Code	Date of Birth	Lane	Reaction Time	Result
1	1085	VOLKO Jan	SVK	2 NOV 1996	3	0.171	10.51 Q
2	363	RANTALA Eetu Werner	FIN	5 JUN 1993	2	0.164	10.55 Q SB
3	453	OPOKU AGYEMANG Shadrack	GHA	24 DEC 1992	4	0.171	10.57 Q
4	1055	CLIVAZ Florian Pascal	SUI	30 SEP 1994	8	0.176	10.59
5	113	THWANYANE Rebeilwe Saviou	BOT	27 JUL 1993	1	0.155	10.92
6	999	OTHMAN Mohamed Sahid	SLE	19 NOV 1996	5	0.178	11.03
	637	OMURWA Ferdinand Omany	KEN	1 FEB 1996	7	0.177	DNF
	416	NGUEMA AYECABA Fidel Obama	GEQ	29 OCT 1999	6		DNS
	804	UGWUOKE Mellitus Okechu	NGR	27 FEB 1996	9		DNS

HEAT 9 Start Time: 11:18

Wind: +1.4 m/s

Rk	Bib	Name	NUSF Code	Date of Birth	Lane	Reaction Time	Result
1	828	MILLAR Joseph Fitzgera	NZL	24 SEP 1992	4	0.161	10.35 Q
2	210	JIANG Hengnan	CHN	6 OCT 1995	9	0.221	10.41 Q
3	526	PERSIADO Imri	ISR	25 SEP 1994	2	0.157	10.44 Q
4	1058	MANCINI Pascal	SUI	18 APR 1989	8	0.173	10.53 q
5	695	BOULOS Christophe	LBN	20 AUG 1996	3	0.167	10.76
6	294	GABRIELSEN Benjamin Habib	DEN	13 JUN 1995	5	0.160	10.91 SB
7	841	AL MARJABI Ali Rashid Sali	OMA	1 JUL 1995	7	0.179	11.14
	799	HARRY Chukwudike Harr	NGR	9 JAN 1994	6		DNS



RESULTS

成績

WORLD RECORD	9.58 BOLT Usain	JAM Berlin (GER)	16 AUG 2009
UNIVERSIADE RECORD	9.97 SIMBINE Akani	RSA Gwangju (KOR)	9 JUL 2015

HEAT 10

Start Time: 11:24

Wind: -0.9 m/s

Rk	Bib	Name	NUSF Code	Date of Birth	Lane	Reaction Time	Result
1	455	YEBOAH Emmanuel	GHA	10 AUG 1997	2	0.157	10.25 Q PB
2	1148	YANG Chun-Han	TPE	1 JAN 1997	8	0.157	10.33 Q
3	401	OSEWA Samuel Ikponmwo	GBR	17 APR 1991	4	0.161	10.49 Q
4	163	MAKINDE Oluwasegun Vict	CAN	6 JUL 1991	9	0.172	10.58
5	37	BROWNING Rohan Jackson	AUS	31 DEC 1997	3	0.149	10.60
6	466	CHAN Yan Lam	HKG	12 JAN 1994	5	0.157	10.84 PB
7	1291	SILWIMBA Edgar	ZAM	6 SEP 1994	7	0.192	10.94
8	1025	KIJANOVIC Aleksa	SRB	31 MAR 1997	6	0.158	11.08

Qualification: First 3 in each heat (Q) and the next 2 fastest (q) advance to the Round 2

Note:
IAAF Rule 162.7 - False start

Legend:	=PB Equal Personal Best	DNF Did not Finish	DNS Did not Start	DQ Disqualified
Fn False start	PB Personal Best	Q Qualified by place	q Qualified by time	
R IAAF rule	Rk Rank	SB Season Best		



RESULTS SUMMARY

賽況概要

WORLD RECORD	9.58 BOLT Usain	JAM Berlin (GER)	16 AUG 2009
UNIVERSIADE RECORD	9.97 SIMBINE Akani	RSA Gwangju (KOR)	9 JUL 2015

Rank	Bib	Name	NUSF Code	Heat	Lane	Position	Wind	Time		
1	455	YEBOAH Emmanuel	GHA	10	2	1	-0.9	10.25	Q	PB
2	1263	COLLINS Le Shon Jabre	USA	3	1	1	+0.3	10.30	Q	
3	585	TADA Shuhei	JPN	4	2	1	-1.3	10.33	Q	
3	1148	YANG Chun-Han	TPE	10	8	2	-0.9	10.33	Q	
5	1177	MORAIN Moriba Joseph	TTO	5	2	1	-0.1	10.34	Q	
6	828	MILLAR Joseph Fitzgera	NZL	9	4	1	+1.4	10.35	Q	
7	751	GALLEGOS MORENO Heber	MEX	4	9	2	-1.3	10.41	Q	
7	210	JIANG Hengnan	CHN	9	9	2	+1.4	10.41	Q	
9	1261	BURRELL Cameron Malik	USA	1	3	1	+0.1	10.43	Q	
9	558	TRACEY Tyquendo	JAM	7	9	1	-0.7	10.43	Q	
11	526	PERSIADO Imri	ISR	9	2	3	+1.4	10.44	Q	
12	745	ALANIS PRIETO Juan Carlos	MEX	3	5	2	+0.3	10.47	Q	
13	6	ATHMANI Skander Djamil	ALG	2	3	1	-0.4	10.49	Q	
13	401	OSEWA Samuel Ikponmwo	GBR	10	4	3	-0.9	10.49	Q	
15	278	STROMSIK Zdenek	CZE	3	8	3	+0.3	10.50	Q	
16	921	ANTUNES Diogo	POR	6	7	1	-0.1	10.51	Q	
16	1085	VOLKO Jan	SVK	8	3	1	+1.1	10.51	Q	
16	586	TANAKA Yusuke	JPN	1	5	2	+0.1	10.51	Q	
16	966	ROTO Thando	RSA	2	5	2	-0.4	10.51	Q	
20	1058	MANCINI Pascal	SUI	9	8	4	+1.4	10.53	q	
21	363	RANTALA Eetu Werner	FIN	8	2	2	+1.1	10.55	Q	SB
21	717	SKRABULIS Kostas	LTU	3	3	4	+0.3	10.55	q	
23	131	OLIVEIRA CONSTANTINO Gabriel	BRA	7	8	2	-0.7	10.56	Q	
24	453	OPOKU AGYEMANG Shadrack	GHA	8	4	3	+1.1	10.57	Q	
25	163	MAKINDE Oluwasegun Vict	CAN	10	9	4	-0.9	10.58		
26	161	LINDE James Kenneth	CAN	6	3	2	-0.1	10.59	Q	
26	1055	CLIVAZ Florian Pascal	SUI	8	8	4	+1.1	10.59		
28	531	CASSANO Luca Antonio	ITA	4	4	3	-1.3	10.60	Q	
28	37	BROWNING Rohan Jackson	AUS	10	3	5	-0.9	10.60		
30	741	YASMIN Muhammad Aqil	MAS	5	1	2	-0.1	10.61	Q	PB
30	608	GRIGORYEV Vladislav	KAZ	7	3	3	-0.7	10.61	Q	
32	77	FUCHS Markus	AUT	5	5	3	-0.1	10.62	Q	
33	280	ZALESKY Dominik	CZE	1	2	3	+0.1	10.63	Q	
34	512	LAWLER Marcus	IRL	2	4	3	-0.4	10.64	Q	
35	889	SLOWIKOWSKI Przemyslaw Stef	POL	5	4	4	-0.1	10.65		
36	46	JUNG Jin Su	AUS	2	2	4	-0.4	10.67		
37	1076	BUJNA Simon	SVK	7	2	4	-0.7	10.70		
38	1206	ADOME Pius	UGA	4	5	4	-1.3	10.73		
38	532	CATTANEO Federico	ITA	5	6	5	-0.1	10.73		
40	1190	SAFER Izzet	TUR	4	7	5	-1.3	10.74		
40	112	SEBELE Ditiro Kago	BOT	7	7	5	-0.7	10.74		
42	23	ROBLEDO Matias Exequiel	ARG	2	7	5	-0.4	10.75		
43	880	HAMPEL Eryk Pawel	POL	6	9	3	-0.1	10.76	Q	
43	1297	MUWISHI Gerren	ZIM	3	4	5	+0.3	10.76		
43	695	BOULOS Christophe	LBN	9	3	5	+1.4	10.76		



TAIPEI STADIUM
臺北田徑場

ATHLETICS
田徑



TAIPEI 2017 WED 周三
29th SUMMER UNIVERSIADE 23 AUG 2017
10:30

MEN'S 100M

ROUND 1

RESULTS SUMMARY

賽況概要

WORLD RECORD	9.58 BOLT Usain	JAM Berlin (GER)	16 AUG 2009
UNIVERSIADE RECORD	9.97 SIMBINE Akani	RSA Gwangju (KOR)	9 JUL 2015

Rank	Bib	Name	NUSF Code	Heat	Lane	Position	Wind	Time	
46	715	SAVICKAS Ugnius	LTU	4	3	7	-1.3	10.81	
46	618	ZEMS Vyacheslav	KAZ	4	8	6	-1.3	10.81	
48	359	MYLLYMAEKI Ville Veikko Va	FIN	2	9	6	-0.4	10.84	
48	466	CHAN Yan Lam	HKG	10	5	6	-0.9	10.84	PB
50	657	LEE Jiwoo	KOR	1	8	4	+0.1	10.86	
50	20	CARACASSIS Jorge Oscar	ARG	3	2	6	+0.3	10.86	
52	1176	BALLANTYNE Micah Anrian	TTO	1	1	5	+0.1	10.87	
53	1006	KRAMBERGER Jan	SLO	7	6	6	-0.7	10.91	
53	294	GABRIELSEN Benjamin Habib	DEN	9	5	6	+1.4	10.91	SB
55	113	THWANYANE Rebeilwe Saviou	BOT	8	1	5	+1.1	10.92	
56	1286	VO Ngoc Huy	VIE	1	6	6	+0.1	10.94	
56	1291	SILWIMBA Edgar	ZAM	10	7	7	-0.9	10.94	
58	1298	SHAVA Ushe	ZIM	7	1	7	-0.7	10.99	
59	468	WAN Hin Chung	HKG	6	8	4	-0.1	11.01	
60	472	NORALES TOMAS Josef Semir	HON	3	7	7	+0.3	11.03	
60	999	OTHMAN Mohamed Sahid	SLE	8	5	6	+1.1	11.03	
62	1095	DLAMINI Benele Simphiwe	SWZ	1	9	7	+0.1	11.06	PB
63	994	TAN Zong Yang	SGP	6	4	5	-0.1	11.08	
63	1025	KIJANOVIC Aleksa	SRB	10	6	8	-0.9	11.08	
65	841	AL MARJABI Ali Rashid Sali	OMA	9	7	7	+1.4	11.14	
66	817	MARTINSEN Hallgeir	NOR	2	1	7	-0.4	11.15	
66	1008	VRHUNEC Enej	SLO	5	8	6	-0.1	11.15	
66	488	KUSUMAWARNI Prasha Rizki	INA	7	4	8	-0.7	11.15	
69	703	KHEREENG Khereng Nelson	LES	1	4	8	+0.1	11.17	
70	861	KAUFMAN Sean Michael	PHI	3	6	8	+0.3	11.18	
71	1039	KOTTAHACHCHI Kavindu Araliya	SRI	2	6	8	-0.4	11.19	
72	813	ABDOULAYE YATAGA Ali	NIG	5	9	7	-0.1	11.22	
73	674	ALSHUQAYFI Abdullah Mohamm	KSA	4	6	8	-1.3	11.29	
74	731	TANG Cho Hin	MAC	4	1	9	-1.3	11.32	
75	1212	OKETAYOT Francis	UGA	6	2	6	-0.1	11.33	
76	733	RAMANANJATOVO Jose Mariolla	MAD	6	6	7	-0.1	11.39	
77	682	PARANDJUKS Rihards	LAT	1	7	9	+0.1	11.51	
78	1098	HOZZA Taratibu Machak	TAN	6	5	8	-0.1	11.55	=PB
79	859	GO Yuhei	PHI	2	8	9	-0.4	11.61	
80	392	MENDIOLA Steve Jr.	FSM	7	5	9	-0.7	11.78	SB
81	630	ASAMBA Dan Kiviasi	KEN	6	1	9	-0.1	21.42	
	637	OMURWA Ferdinand Omany	KEN	8	7			DNF	
	667	ALMOSELEM Saleh Hussain H	KSA	3	9		F1	DQ	R 162.7
	463	ADONIS Owen Victor Sol	GUY	5	3			DNS	
	795	CHHETRI Krishna	NEP	5	7			DNS	
	799	HARRY Chukwudike Harr	NGR	9	6			DNS	
	416	NGUEMA AYEKABA Fidel Obama	GEQ	8	6			DNS	
	804	UGWUOKE Mellitus Okechu	NGR	8	9			DNS	

Qualification: First 3 in each heat (Q) and the next 2 fastest (q) advance to the Round 2





TAIPEI STADIUM
臺北田徑場

ATHLETICS
田徑



TAIPEI 2017 WED 周三
29th SUMMER UNIVERSIADE 23 AUG 2017
10:30

MEN'S 100M

ROUND 1

RESULTS SUMMARY

賽況概要

WORLD RECORD	9.58 BOLT Usain	JAM Berlin (GER)	16 AUG 2009
UNIVERSIADE RECORD	9.97 SIMBINE Akani	RSA Gwangju (KOR)	9 JUL 2015

Note:
IAAF Rule 162.7 - False start

Legend:							
=PB	Equal Personal Best	DNF	Did not Finish	DNS	Did not Start	DQ	Disqualified
Fn	False Start	PB	Personal Best	Q	Qualified by place	q	Qualified by time
R	IAAF rule	SB	Season Best				





TAIPEI STADIUM
臺北田徑場

ATHLETICS
田徑



TAIPEI 2017 WED 周三
29th SUMMER UNIVERSIADE 23 AUG 2017
18:35

MEN'S 100M

ROUND 2

START LIST

出場名單

CORRECTED
23 AUG 12:56

WORLD RECORD	9.58 BOLT Usain	JAM Berlin (GER)	16 AUG 2009
UNIVERSIADE RECORD	9.97 SIMBINE Akani	RSA Gwangju (KOR)	9 JUL 2015

HEAT 1 18:35

Lane	Bib	Name	NUSF Code	Date of Birth	PB	SB	Result	Rank
2	717	SKRABULIS Kostas	LTU	4 AUG 1992	10.44	10.44		
3	531	CASSANO Luca Antonio	ITA	23 AUG 1995	10.36	10.36		
4	6	ATHMANI Skander Djamil	ALG	21 JUN 1992	10.45	10.45		
5	921	ANTUNES Diogo	POR	2 NOV 1992	10.27	10.27		
6	966	ROTO Thando	RSA	26 SEP 1995	9.95	9.95		
7	1177	MORAIN Moriba Joseph	TTO	8 OCT 1992	10.09	10.09		
8	363	RANTALA Eetu Werner	FIN	5 JUN 1993	10.30	10.55		
9	453	OPOKU AGYEMANG Shadrack	GHA	24 DEC 1992	10.40	10.40		

HEAT 2 18:41

Lane	Bib	Name	NUSF Code	Date of Birth	PB	SB	Result	Rank
2	1058	MANCINI Pascal	SUI	18 APR 1989	10.25	10.25		
3	608	GRIGORYEV Vladislav	KAZ	10 JAN 1997	10.26	10.26		
4	558	TRACEY Tyquendo	JAM	10 JUN 1993	10.12	10.12		
5	1263	COLLINS Le Shon Jabre	USA	11 DEC 1993	10.00	10.00		
6	586	TANAKA Yusuke	JPN	11 JAN 1998	10.30	10.30		
7	1085	VOLKO Jan	SVK	2 NOV 1996	10.15	10.15		
8	131	OLIVEIRA CONSTANTINO Gabriel	BRA	9 FEB 1995	10.37	10.37		
9	278	STROMSIK Zdenek	CZE	25 NOV 1994	10.29	10.29		

HEAT 3 18:47

Lane	Bib	Name	NUSF Code	Date of Birth	PB	SB	Result	Rank
2	880	HAMPEL Eryk Pawel	POL	3 DEC 1997	10.36	10.36		
3	77	FUCHS Markus	AUT	14 NOV 1995	10.36	10.36		
4	1148	YANG Chun-Han	TPE	1 JAN 1997	10.22	10.22		
5	585	TADA Shuhei	JPN	24 JUN 1996	10.08	10.08		
6	745	ALANIS PRIETO Juan Carlos	MEX	31 AUG 1994	10.35	10.35		
7	1261	BURRELL Cameron Malik	USA	11 SEP 1994	9.93	9.93		
8	401	OSEWA Samuel Ikponmwo	GBR	17 APR 1991	10.21	10.21		
9	161	LINDE James Kenneth	CAN	18 AUG 1994	10.42	10.42		

HEAT 4 18:53

Lane	Bib	Name	NUSF Code	Date of Birth	PB	SB	Result	Rank
2	280	ZALESKY Dominik	CZE	23 AUG 1995	10.31	10.31		
3	512	LAWLER Marcus	IRL	28 FEB 1995	10.30	10.30		
4	210	JIANG Hengnan	CHN	6 OCT 1995	10.40	10.40		
5	751	GALLEGOS MORENO Heber	MEX	13 APR 1992	10.21	10.28		
6	828	MILLAR Joseph Fitzgera	NZL	24 SEP 1992	10.18	10.18		
7	455	YEBOAH Emmanuel	GHA	10 AUG 1997	10.25	10.25		
8	741	YASMIN Muhammad Aqil	MAS	28 OCT 1997	10.61	10.48		
9	526	PERSIADO Imri	ISR	25 SEP 1994	10.38	10.38		

Qualification: First 3 in each heat (Q) and the next 4 fastest (q) advance to the Semifinal



TAIPEI STADIUM
臺北田徑場

TAIPEI 2017 WED 周三
29th SUMMER UNIVERSIADE 23 AUG 2017
18:35

ATHLETICS
田徑

MEN'S 100M

ROUND 2



START LIST


出場名單

CORRECTED
23 AUG 12:56

WORLD RECORD	9.58 BOLT Usain	JAM Berlin (GER)	16 AUG 2009
UNIVERSIADE RECORD	9.97 SIMBINE Akani	RSA Gwangju (KOR)	9 JUL 2015

Legend:

PB Personal Best SB Season Best





RESULTS

成績

CORRECTED
24 AUG 8:59

WORLD RECORD	9.58	BOLT Usain	JAM	Berlin (GER)	16 AUG 2009
UNIVERSIADE RECORD	9.97	SIMBINE Akani	RSA	Gwangju (KOR)	9 JUL 2015

HEAT 1 Start Time: 18:35

Wind: +0.4 m/s

Rk	Bib	Name	NUSF Code	Date of Birth	Lane	Reaction Time	Result
1	966	ROTO Thando	RSA	26 SEP 1995	5	0.181	10.35 Q
2	6	ATHMANI Skander Djamil	ALG	21 JUN 1992	3	0.173	10.44 Q PB
3	921	ANTUNES Diogo	POR	2 NOV 1992	4	0.166	10.48 Q
4	363	RANTALA Eetu Werner	FIN	5 JUN 1993	7	0.160	10.55 q =SB
5	717	SKRABULIS Kostas	LTU	4 AUG 1992	1	0.144	10.67
6	453	OPOKU AGYEMANG Shadrack	GHA	24 DEC 1992	8	0.186	11.80
7	531	CASSANO Luca Antonio	ITA	23 AUG 1995	2	0.173	30.39
	1177	MORAIN Moriba Joseph	TTO	8 OCT 1992	6	0.144	DNF

HEAT 2 Start Time: 18:41

Wind: -0.4 m/s

Rk	Bib	Name	NUSF Code	Date of Birth	Lane	Reaction Time	Result
1	1085	VOLKO Jan	SVK	2 NOV 1996	7	0.162	10.31 Q
2	558	TRACEY Tyquendo	JAM	10 JUN 1993	4	0.154	10.32 Q
3	1263	COLLINS Le Shon Jabre	USA	11 DEC 1993	5	0.190	10.43 Q
4	586	TANAKA Yusuke	JPN	11 JAN 1998	6	0.174	10.60
5	608	GRIGORYEV Vladislav	KAZ	10 JAN 1997	3	0.195	10.64
6	278	STROMSIK Zdenek	CZE	25 NOV 1994	9	0.180	10.68
7	1058	MANCINI Pascal	SUI	18 APR 1989	2	0.148	10.71
8	131	OLIVEIRA CONSTANTINO Gabriel	BRA	9 FEB 1995	8	0.197	10.74

HEAT 3 Start Time: 18:47

Wind: 0.0 m/s

Rk	Bib	Name	NUSF Code	Date of Birth	Lane	Reaction Time	Result
1	585	TADA Shuhei	JPN	24 JUN 1996	5	0.166	10.29 Q
2	1148	YANG Chun-Han	TPE	1 JAN 1997	4	0.176	10.31 Q
3	1261	BURRELL Cameron Malik	USA	11 SEP 1994	7	0.170	10.42 Q
4	401	OSEWA Samuel Ikponmwo	GBR	17 APR 1991	8	0.167	10.48 q
5	77	FUCHS Markus	AUT	14 NOV 1995	3	0.168	10.64
6	161	LINDE James Kenneth	CAN	18 AUG 1994	9	0.179	10.67
7	880	HAMPEL Eryk Pawel	POL	3 DEC 1997	2	0.193	10.74
8	745	ALANIS PRIETO Juan Carlos	MEX	31 AUG 1994	6	0.164	10.77



TAIPEI STADIUM
臺北田徑場

TAIPEI 2017 WED 周三
29TH SUMMER UNIVERSIADE 23 AUG 2017
18:35

ATHLETICS
田徑

MEN'S 100M
男子100公尺

ROUND 2



RESULTS

成績

CORRECTED
24 AUG 8:59

WORLD RECORD	9.58 BOLT Usain	JAM Berlin (GER)	16 AUG 2009
UNIVERSIADE RECORD	9.97 SIMBINE Akani	RSA Gwangju (KOR)	9 JUL 2015

HEAT 4

Start Time: 18:53

Wind: -0.1 m/s

Rk	Bib	Name	NUSF Code	Date of Birth	Lane	Reaction Time	Result
1	455	YEBOAH Emmanuel	GHA	10 AUG 1997	7	0.189	10.35 Q
2	751	GALLEGOS MORENO Heber	MEX	13 APR 1992	5	0.171	10.37 Q
3	828	MILLAR Joseph Fitzgera	NZL	24 SEP 1992	6	0.183	10.44 Q
4	526	PERSIADO Imri	ISR	25 SEP 1994	9	0.183	10.52 q
5	210	JIANG Hengnan	CHN	6 OCT 1995	4	0.193	10.55 q
6	512	LAWLER Marcus	IRL	28 FEB 1995	3	0.157	10.70
7	741	YASMIN Muhammad Aqil	MAS	28 OCT 1997	8	0.151	10.73
8	280	ZALESKY Dominik	CZE	23 AUG 1995	2	0.140	12.18

Qualification: First 3 in each heat (Q) and the next 4 fastest (q) advance to the Semifinal

Weather conditions at the beginning of the 1st heat

Temperature: 30°C Humidity: 71% Conditions: Cloudy

Legend:	=SB Equal Season Best	DNF Did not Finish	PB Personal Best	q Qualified by time
	Q Qualified by place	Rk Rank		





TAIPEI STADIUM
臺北田徑場

TAIPEI 2017 WED 周三
29th SUMMER UNIVERSIADE 23 AUG 2017
18:35

ATHLETICS
田徑

MEN'S 100M
男子100公尺

ROUND 2



RESULTS SUMMARY

賽況概要


CORRECTED
24 AUG 9:02

WORLD RECORD	9.58 BOLT Usain	JAM Berlin (GER)	16 AUG 2009
UNIVERSIADE RECORD	9.97 SIMBINE Akani	RSA Gwangju (KOR)	9 JUL 2015

Rank	Bib	Name	NUSF Code	Heat	Lane	Position	Wind	Time	
1	585	TADA Shuhei	JPN	3	5	1	0.0	10.29	Q
2	1085	VOLKO Jan	SVK	2	7	1	-0.4	10.31	Q
2	1148	YANG Chun-Han	TPE	3	4	2	0.0	10.31	Q
4	558	TRACEY Tyquendo	JAM	2	4	2	-0.4	10.32	Q
5	966	ROTO Thando	RSA	1	5	1	+0.4	10.35	Q
5	455	YEBOAH Emmanuel	GHA	4	7	1	-0.1	10.35	Q
7	751	GALLEGOS MORENO Heber	MEX	4	5	2	-0.1	10.37	Q
8	1261	BURRELL Cameron Malik	USA	3	7	3	0.0	10.42	Q
9	1263	COLLINS Le Shon Jabre	USA	2	5	3	-0.4	10.43	Q
10	6	ATHMANI Skander Djamil	ALG	1	3	2	+0.4	10.44	Q PB
10	828	MILLAR Joseph Fitzgera	NZL	4	6	3	-0.1	10.44	Q
12	921	ANTUNES Diogo	POR	1	4	3	+0.4	10.48	Q
12	401	OSEWA Samuel Ikponmwo	GBR	3	8	4	0.0	10.48	q
14	526	PERSIADO Imri	ISR	4	9	4	-0.1	10.52	q
15	363	RANTALA Eetu Werner	FIN	1	7	4	+0.4	10.55	q =SB
15	210	JIANG Hengnan	CHN	4	4	5	-0.1	10.55	q
17	586	TANAKA Yusuke	JPN	2	6	4	-0.4	10.60	
18	608	GRIGORYEV Vladislav	KAZ	2	3	5	-0.4	10.64	
18	77	FUCHS Markus	AUT	3	3	5	0.0	10.64	
20	717	SKRABULIS Kostas	LTU	1	1	5	+0.4	10.67	
20	161	LINDE James Kenneth	CAN	3	9	6	0.0	10.67	
22	278	STROMSIK Zdenek	CZE	2	9	6	-0.4	10.68	
23	512	LAWLER Marcus	IRL	4	3	6	-0.1	10.70	
24	1058	MANCINI Pascal	SUI	2	2	7	-0.4	10.71	
25	741	YASMIN Muhammad Aqil	MAS	4	8	7	-0.1	10.73	
26	131	OLIVEIRA CONSTANTINO Gabriel	BRA	2	8	8	-0.4	10.74	
26	880	HAMPEL Eryk Pawel	POL	3	2	7	0.0	10.74	
28	745	ALANIS PRIETO Juan Carlos	MEX	3	6	8	0.0	10.77	
29	453	OPOKU AGYEMANG Shadrack	GHA	1	8	6	+0.4	11.80	
30	280	ZALESKY Dominik	CZE	4	2	8	-0.1	12.18	
31	531	CASSANO Luca Antonio	ITA	1	2	7	+0.4	30.39	
	1177	MORAIN Moriba Joseph	TTO	1	6			DNF	

Qualification: First 3 in each heat (Q) and the next 4 fastest (q) advance to the Semifinal

Legend:	=SB Equal Season Best	DNF Did not Finish	PB Personal Best	Q Qualified by place
	q Qualified by time			





START LIST

出場名單

WORLD RECORD	9.58 BOLT Usain	JAM Berlin (GER)	16 AUG 2009
UNIVERSIADE RECORD	9.97 SIMBINE Akani	RSA Gwangju (KOR)	9 JUL 2015

SEMIFINAL 1 19:25

Lane	Bib	Name	NUSF Code	Date of Birth	PB	SB	Result	Rank
2	210	JIANG Hengnan	CHN	6 OCT 1995	10.40	10.40		
3	455	YEBOAH Emmanuel	GHA	10 AUG 1997	10.25	10.25		
4	585	TADA Shuhei	JPN	24 JUN 1996	10.08	10.08		
5	1148	YANG Chun-Han	TPE	1 JAN 1997	10.22	10.22		
6	6	ATHMANI Skander Djamil	ALG	21 JUN 1992	10.44	10.44		
7	1261	BURRELL Cameron Malik	USA	11 SEP 1994	9.93	9.93		
8	921	ANTUNES Diogo	POR	2 NOV 1992	10.27	10.27		
9	401	OSEWA Samuel Ikponmwo	GBR	17 APR 1991	10.21	10.21		

SEMIFINAL 2 19:32

Lane	Bib	Name	NUSF Code	Date of Birth	PB	SB	Result	Rank
2	363	RANTALA Eetu Werner	FIN	5 JUN 1993	10.30	10.55		
3	751	GALLEGOS MORENO Heber	MEX	13 APR 1992	10.21	10.28		
4	558	TRACEY Tyquendo	JAM	10 JUN 1993	10.12	10.12		
5	1085	VOLKO Jan	SVK	2 NOV 1996	10.15	10.15		
6	966	ROTO Thando	RSA	26 SEP 1995	9.95	9.95		
7	828	MILLAR Joseph Fitzgera	NZL	24 SEP 1992	10.18	10.18		
8	1263	COLLINS Le Shon Jabre	USA	11 DEC 1993	10.00	10.00		
9	526	PERSIADO Imri	ISR	25 SEP 1994	10.38	10.38		

Qualification: First 4 in each heat (Q) advance to the Final

Legend:

PB Personal Best **SB** Season Best



RESULTS

成績

WORLD RECORD	9.58 BOLT Usain	JAM Berlin (GER)	16 AUG 2009
UNIVERSIADE RECORD	9.97 SIMBINE Akani	RSA Gwangju (KOR)	9 JUL 2015

SEMIFINAL 1 Start Time: 19:25

Wind: 0.0 m/s

Rk	Bib	Name	NUSF Code	Date of Birth	Lane	Reaction Time	Result
1	1148	YANG Chun-Han	TPE	1 JAN 1997	5	0.156	10.20 Q PB
2	455	YEBOAH Emmanuel	GHA	10 AUG 1997	3	0.155	10.26 Q
3	585	TADA Shuhei	JPN	24 JUN 1996	4	0.161	10.27 Q
4	1261	BURRELL Cameron Malik	USA	11 SEP 1994	7	0.190	10.30 Q
5	401	OSEWA Samuel Ikponmwo	GBR	17 APR 1991	9	0.160	10.42
6	210	JIANG Hengnan	CHN	6 OCT 1995	2	0.183	10.44
6	6	ATHMANI Skander Djamil	ALG	21 JUN 1992	6	0.162	10.44 =PB
8	921	ANTUNES Diogo	POR	2 NOV 1992	8	0.189	10.54

SEMIFINAL 2 Start Time: 19:32

Wind: +0.1 m/s

Rk	Bib	Name	NUSF Code	Date of Birth	Lane	Reaction Time	Result
1	966	ROTO Thando	RSA	26 SEP 1995	6	0.171	10.18 Q
2	1085	VOLKO Jan	SVK	2 NOV 1996	5	0.163	10.28 Q
3	558	TRACEY Tyquendo	JAM	10 JUN 1993	4	0.153	10.29 Q
4	1263	COLLINS Le Shon Jabre	USA	11 DEC 1993	8	0.192	10.31 Q
5	828	MILLAR Joseph Fitzgera	NZL	24 SEP 1992	7	0.167	10.35
6	751	GALLEGOS MORENO Heber	MEX	13 APR 1992	3	0.158	10.44
7	363	RANTALA Eetu Werner	FIN	5 JUN 1993	2	0.167	10.51 SB

Qualification: First 4 in each heat (Q) advance to the Final

Weather conditions at the beginning of the 1st heat

Temperature: 28°C Humidity: 84% Conditions: Partly cloudy

Legend:	=PB Equal Personal Best	PB Personal Best	Q Qualified by place	Rk Rank
	SB Season Best			



TAIPEI STADIUM
臺北田徑場

TAIPEI 2017 THU 周四
29th SUMMER UNIVERSIADE 24 AUG 2017
19:25

ATHLETICS
田徑

MEN'S 100M
男子100公尺

SEMIFINAL



RESULTS SUMMARY

賽況概要

WORLD RECORD	9.58 BOLT Usain	JAM Berlin (GER)	16 AUG 2009
UNIVERSIADE RECORD	9.97 SIMBINE Akani	RSA Gwangju (KOR)	9 JUL 2015

Rank	Bib	Name	NUSF Code	Heat	Lane	Position	Wind	Time	
1	966	ROTO Thando	RSA	2	6	1	+0.1	10.18	Q
2	1148	YANG Chun-Han	TPE	1	5	1	0.0	10.20	Q PB
3	455	YEBOAH Emmanuel	GHA	1	3	2	0.0	10.26	Q
4	585	TADA Shuhei	JPN	1	4	3	0.0	10.27	Q
5	1085	VOLKO Jan	SVK	2	5	2	+0.1	10.28	Q
6	558	TRACEY Tyquendo	JAM	2	4	3	+0.1	10.29	Q
7	1261	BURRELL Cameron Malik	USA	1	7	4	0.0	10.30	Q
8	1263	COLLINS Le Shon Jabre	USA	2	8	4	+0.1	10.31	Q
9	828	MILLAR Joseph Fitzgera	NZL	2	7	5	+0.1	10.35	
10	401	OSEWA Samuel Ikponmwo	GBR	1	9	5	0.0	10.42	
11	6	ATHMANI Skander Djamil	ALG	1	6	6	0.0	10.44	=PB
11	210	JIANG Hengnan	CHN	1	2	6	0.0	10.44	
11	751	GALLEGOS MORENO Heber	MEX	2	3	6	+0.1	10.44	
14	363	RANTALA Eetu Werner	FIN	2	2	7	+0.1	10.51	SB
15	921	ANTUNES Diogo	POR	1	8	8	0.0	10.54	

Qualification: First 4 in each heat (Q) advance to the Final

Legend:	=PB Equal Personal Best	PB Personal Best	Q Qualified by place	SB Season Best
----------------	--------------------------------	-------------------------	-----------------------------	-----------------------





RESULT BOOK


29TH Summer Universiade Taipei 2017



Athletics

Men's 110m

Hurdles





MEDALLISTS

獎牌得主

Medal	Name	NUSF
GOLD	BAJI Balazs	HUN - Hungary
SILVER	CHEN Kuei-Ru	TPE - Chinese Taipei
BRONZE	CZYKIER Damian	POL - Poland



TAIPEI STADIUM
臺北田徑場

TAIPEI 2017 SAT 周六
29th SUMMER UNIVERSIADE 26 AUG 2017
12:10

ATHLETICS
田徑

MEN'S 110M HURDLES
男子110公尺跨欄

ROUND 1



RESULTS SUMMARY

賽況概要

WORLD RECORD	12.80	MERRITT Aries	USA	Bruxelles (BEL)	7 SEP 2012
UNIVERSIADE RECORD	13.21	CASANAS Alejandro	CUB	Sofia (BUL)	21 AUG 1977

Rank	Bib	Name	NUSF Code	Heat	Lane	Position	Wind	Time
1	1130	CHEN Kuei-Ru	TPE	4	5	1	-2.8	13.74 Q
2	473	BAJI Balazs	HUN	2	8	1	-2.4	13.84 Q
3	131	OLIVEIRA CONSTANTINO Gabriel	BRA	1	6	1	0.0	13.88 Q
4	1150	YANG Wei-Ting	TPE	1	4	2	0.0	13.89 Q
5	381	KRAUSS Simon	FRA	4	6	2	-2.8	13.91 Q
6	45	HOUGH Nicholas Alexan	AUS	4	7	3	-2.8	13.93 Q
7	1267	LATTIN Amere Davion	USA	1	5	3	0.0	13.95 Q
8	578	NOMOTO Shusei	JPN	2	4	2	-2.4	14.03 Q
9	571	KANAI Taioh	JPN	3	8	1	-4.0	14.07 Q
10	158	KABA Sekou Mohamed	CAN	3	5	2	-4.0	14.07 Q
11	713	SAULIUS Rapolas	LTU	4	4	4	-2.8	14.10 q
12	954	LEFETE Tshepo	RSA	2	9	3	-2.4	14.15 Q
13	876	CZYKIER Damian	POL	3	9	3	-4.0	14.30 Q
14	618	ZEMS Vyacheslav	KAZ	1	7	4	0.0	14.32 q
15	276	SEDLAK Vaclav	CZE	2	6	4	-2.4	14.35 q
15	654	KIM Gyeongtae	KOR	4	9	5	-2.8	14.35 q
17	166	MOSELEY Ingvar Mackenzi	CAN	4	8	6	-2.8	14.36
18	130	NASCIMENTO PARAIZO Jonatha	BRA	2	7	5	-2.4	14.40
19	932	DUMITRACHE Cosmin Ilie	ROU	1	8	5	0.0	14.49
19	825	HAWKINS Joshua Tamati N	NZL	3	6	4	-4.0	14.49
21	698	HAZER Ahmad	LBN	3	4	5	-4.0	14.97
22	1042	NILAWEERA Akhila Imantha	SRI	2	3	6	-2.4	15.14
23	865	VERGEL Alvin John	PHI	2	5	7	-2.4	15.17
24	146	SOME Florian Tinsa R	BUR	3	7	6	-4.0	15.60
	959	MKATINI Lebone Junior M	RSA	1	9			DNS

Qualification: First 3 in each heat (Q) and the next 4 fastest (q) advance to the Semifinal

Legend:

DNS Did not Start Q Qualified by place q Qualified by time



START LIST

出場名單

WORLD RECORD	12.80	MERRITT Aries	USA	Bruxelles (BEL)	7 SEP 2012
UNIVERSIADE RECORD	13.21	CASANAS Alejandro	CUB	Sofia (BUL)	21 AUG 1977

SEMIFINAL 1 18:10

Lane	Bib	Name	NUSF Code	Date of Birth	PB	SB	Result	Rank
2	713	SAULIUS Rapolas	LTU	15 FEB 1996	13.93	13.93		
3	654	KIM Gyeongtae	KOR	20 MAR 1997	14.20	14.20		
4	158	KABA Sekou Mohamed	CAN	25 AUG 1990	13.43	13.93		
5	571	KANAI Taioh	JPN	28 SEP 1995	13.62	13.62		
6	1130	CHEN Kuei-Ru	TPE	22 SEP 1993	13.62	13.62		
7	381	KRAUSS Simon	FRA	12 FEB 1992	13.53	13.71		
8	876	CZYKIER Damian	POL	10 AUG 1992	13.28	13.28		
9	45	HOUGH Nicholas Alexan	AUS	20 OCT 1993	13.42	13.50		

SEMIFINAL 2 18:16

Lane	Bib	Name	NUSF Code	Date of Birth	PB	SB	Result	Rank
2	276	SEDLAK Vaclav	CZE	6 FEB 1993	13.87	13.87		
3	618	ZEMS Vyacheslav	KAZ	2 MAY 1998	13.86	14.09		
4	473	BAJI Balazs	HUN	9 JUN 1989	13.15	13.15		
5	131	OLIVEIRA CONSTANTINO Gabriel	BRA	9 FEB 1995	13.50	13.52		
6	578	NOMOTO Shusei	JPN	25 OCT 1995	13.62	13.62		
7	1150	YANG Wei-Ting	TPE	22 SEP 1994	13.57	13.57		
8	1267	LATTIN Amere Davion	USA	12 JUL 1997	13.53	13.73		
9	954	LEFETE Tshupo	RSA	2 FEB 1992	13.57	13.86		

Qualification: First 3 in each heat (Q) and the next 2 fastest (q) advance to the Final

Legend:

PB Personal Best **SB** Season Best



RESULTS

成績

WORLD RECORD	12.80	MERRITT Aries	USA	Bruxelles (BEL)	7 SEP 2012
UNIVERSIADE RECORD	13.21	CASANAS Alejandro	CUB	Sofia (BUL)	21 AUG 1977

SEMIFINAL 1 Start Time: 18:10

Wind: +0.9 m/s

Rk	Bib	Name	NUSF Code	Date of Birth	Lane	Reaction Time	Result
1	876	CZYKIER Damian	POL	10 AUG 1992	8	0.174	13.57 Q
2	1130	CHEN Kuei-Ru	TPE	22 SEP 1993	6	0.158	13.63 Q
3	571	KANAI Taioh	JPN	28 SEP 1995	5	0.139	13.66 Q
4	158	KABA Sekou Mohamed	CAN	25 AUG 1990	4	0.143	13.82 q SB
5	713	SAULIUS Rapolas	LTU	15 FEB 1996	2	0.167	14.06
6	654	KIM Gyeongtae	KOR	20 MAR 1997	3	0.172	14.11 PB
	45	HOUGH Nicholas Alexan	AUS	20 OCT 1993	9	0.168	DQ R 168.7a
	381	KRAUSS Simon	FRA	12 FEB 1992	7	0.156	DQ R 168.7b

SEMIFINAL 2 Start Time: 18:16

Wind: -2.0 m/s

Rk	Bib	Name	NUSF Code	Date of Birth	Lane	Reaction Time	Result
1	473	BAJI Balazs	HUN	9 JUN 1989	4	0.139	13.67 Q
2	578	NOMOTO Shusei	JPN	25 OCT 1995	6	0.163	13.79 Q
3	131	OLIVEIRA CONSTANTINO Gabriel	BRA	9 FEB 1995	5	0.178	13.94 Q
4	1150	YANG Wei-Ting	TPE	22 SEP 1994	7	0.143	14.06 q
5	276	SEDLAK Vaclav	CZE	6 FEB 1993	2	0.163	14.25
6	618	ZEMS Vyacheslav	KAZ	2 MAY 1998	3	0.162	14.45
	1267	LATTIN Amere Davion	USA	12 JUL 1997	8	0.137	DQ R 168.7a
	954	LEFETE Tshupo	RSA	2 FEB 1992	9	0.169	DQ R 168.7a

Qualification: First 3 in each heat (Q) and the next 2 fastest (q) advance to the Final

Weather conditions at the beginning of the 1st heat

Temperature: 32°C Humidity: 67% Conditions: Thunderstorm

Note:

IAAF Rule 168.7a - Trailing leg
IAAF Rule 168.7b - Deliberately knocking down a hurdle

Legend:

DQ Disqualified **PB** Personal Best **Q** Qualified by place **q** Qualified by time
R IAAF rule **Rk** Rank **SB** Season Best



RESULTS SUMMARY

賽況概要

CORRECTED
27 AUG 19:26

WORLD RECORD	12.80	MERRITT Aries	USA	Bruxelles (BEL)	7 SEP 2012
UNIVERSIADE RECORD	13.21	CASANAS Alejandro	CUB	Sofia (BUL)	21 AUG 1977

Rank	Bib	Name	NUSF Code	Heat	Lane	Position	Wind	Time	
1	876	CZYKIER Damian	POL	1	8	1	+0.9	13.57	Q
2	1130	CHEN Kuei-Ru	TPE	1	6	2	+0.9	13.63	Q
3	571	KANAI Taioh	JPN	1	5	3	+0.9	13.66	Q
4	473	BAJI Balazs	HUN	2	4	1	-2.0	13.67	Q
5	45	HOUGH Nicholas Alexan	AUS	1	9	4	+0.9	13.70	q
6	578	NOMOTO Shusei	JPN	2	6	2	-2.0	13.79	Q
7	158	KABA Sekou Mohamed	CAN	1	4	5	+0.9	13.82	q SB
8	131	OLIVEIRA CONSTANTINO Gabriel	BRA	2	5	3	-2.0	13.94	Q
9	954	LEFETE Tshepo	RSA	2	9	4	-2.0	13.95	
10	713	SAULIUS Rapolas	LTU	1	2	6	+0.9	14.06	
10	1150	YANG Wei-Ting	TPE	2	7	5	-2.0	14.06	
12	654	KIM Gyeongtae	KOR	1	3	7	+0.9	14.11	PB
13	276	SEDLAK Vaclav	CZE	2	2	6	-2.0	14.25	
14	618	ZEMS Vyacheslav	KAZ	2	3	7	-2.0	14.45	
	381	KRAUSS Simon	FRA	1	7			DQ	R 168.7b
	1267	LATTIN Amere Davion	USA	2	8			DQ	R 168.7a

Qualification: First 3 in each heat (Q) and the next 2 fastest (q) advance to the Final

Note:
IAAF Rule 168.7a - Trailing leg
IAAF Rule 168.7b - Deliberately knocking down a hurdle

Legend:
DQ Disqualified PB Personal Best Q Qualified by place q Qualified by time
R IAAF rule SB Season Best



RESULT BOOK

29TH Summer Universiade Taipei 2017



Athletics

Men's 1500m





MEDALLISTS

獎牌得主

Medal	Name	NUSF
GOLD	BENITZ Timo	GER - Germany
SILVER	MIELLET Alexis	FRA - France
BRONZE	DAVIES Jonathan Stuart	GBR - United Kingdom of G.B. & N.I.



RESULTS

成績

WORLD RECORD	3:26.00	EL GUERROUJ Hicham	MAR Roma (ITA)	14 JUL 1998
UNIVERSIADE RECORD	3:38.43	AOUITA Said	MAR Bucuresti (ROU)	22 JUL 1981

HEAT 1 Start Time: 19:05

Rk	Bib Name	NUSF Code	Date of Birth	Order	Result
1	726 GRETHEN Charles	LUX	2 JUN 1992	3	3:43.62 Q
2	418 BENITZ Timo	GER	24 DEC 1991	13	3:43.93 Q
3	396 DAVIES Jonathan Stuart	GBR	28 OCT 1994	2	3:43.95 Q
4	706 BERTASIUS Simas	LTU	31 OCT 1993	12	3:44.33 q PB
5	12 HEDEILLI Takeddine	ALG	6 JUN 1996	5	3:44.49 q
6	873 BORKOWSKI Mateusz	POL	2 APR 1997	8	3:45.29 q SB
7	1061 RAESS Jonas	SUI	8 MAR 1994	7	3:45.51
8	378 CASSE Martin	FRA	23 JUN 1990	1	3:46.08
9	1215 TURIHOHABWE Fortunat	UGA	1 JUL 1993	11	3:48.20 PB
10	534 EL KABBOURI Soufiane	ITA	5 MAR 1993	6	3:49.22
11	642 DZHOLOMANOV Musulman	KGZ	21 JUN 1997	14	3:51.34 PB
12	927 ROCHA Hugo	POR	27 JUN 1997	4	3:55.49
13	837 AL AAMRI Ahmed Ali Said	OMA	1 FEB 1995	9	4:00.64
14	449 ALI Mohammed Shafic	GHA	11 JUN 1994	10	4:07.15
Intermediate Times:					
	400m	1:02.46	927	ROCHA Hugo (POR)	
	800m	2:05.79	396	DAVIES Jonathan Stuart (GBR)	
	1200m	3:03.00	396	DAVIES Jonathan Stuart (GBR)	

HEAT 2 Start Time: 19:12

Rk	Bib Name	NUSF Code	Date of Birth	Order	Result
1	386 MIELLET Alexis	FRA	5 MAY 1995	1	3:46.76 Q
2	755 MARTINEZ ESTRADA Fernando Daniel	MEX	30 MAY 1993	7	3:46.88 Q
3	44 HOCKEY Isaac Arthur	AUS	22 AUG 1997	6	3:46.88 Q
4	530 BUSSOTTI NEVES JUNIOR Joao C.	ITA	10 MAY 1993	10	3:46.89
5	152 BELLEMORE Corey James Hen	CAN	1 DEC 1994	2	3:46.95
6	1093 ENGHOLM Elmar Bjoern Lo	SWE	2 OCT 1992	5	3:46.95
7	1182 ATEs Levent	TUR	20 MAR 1991	14	3:47.85
8	961 MOTSAU Jeremiah Lereko	RSA	12 MAR 1990	8	3:49.22
9	289 CHO Mihn Kyun	DEN	29 NOV 1994	4	3:49.38 PB
10	829 ROGERS Simon Anthony	NZL	1 OCT 1989	12	3:50.74
11	201 JARPA GALLEGOS Cristofer Orlan	CHI	29 NOV 1995	11	3:53.24
12	1032 ABEYKOON JAYASUNDARA M. Oshada D.	SRI	8 SEP 1995	9	3:59.32 SB
13	249 ROMERO ROA Oscar Andres	COL	14 SEP 1993	13	4:00.41
14	845 AL SUBEIHI Mazin Khalifa S	OMA	25 JAN 1996	3	4:28.92
Intermediate Times:					
	400m	1:03.38	386	MIELLET Alexis (FRA)	
	800m	2:07.16	386	MIELLET Alexis (FRA)	
	1200m	3:06.24	386	MIELLET Alexis (FRA)	



TAIPEI STADIUM
臺北田徑場

TAIPEI 2017 WED 周三
29th SUMMER UNIVERSIADE 23 AUG 2017
19:05

ATHLETICS
田徑

MEN'S 1500M
男子1500公尺

ROUND 1



RESULTS

成績

WORLD RECORD	3:26.00	EL GUERROUJ Hicham	MAR Roma (ITA)	14 JUL 1998
UNIVERSIADE RECORD	3:38.43	AOUITA Said	MAR Bucuresti (ROU)	22 JUL 1981

HEAT 3 Start Time: 19:19

Rk	Bib	Name	NUSF Code	Date of Birth	Order	Result
1	882	KALINOWSKI Grzegorz Mateus	POL	22 SEP 1990	4	3:49.14 Q
2	960	MOKOPANE Rantso Alfred	RSA	8 AUG 1994	11	3:49.84 Q
3	168	PETERSON Cole Henry Andr	CAN	22 AUG 1993	12	3:50.12 Q
4	355	AYALNEH Zemen Addis	ETH	15 MAY 1999	5	3:50.43
5	88	CLAUS Pieter	BEL	1 MAR 1993	7	3:50.97
6	291	DAHL-JESSEN Mikkel	DEN	20 DEC 1994	2	3:51.20
7	13	KHELILI Abderezak	ALG	21 JAN 1997	13	3:51.45
8	51	PYKE Adam James	AUS	27 NOV 1995	9	3:52.77
9	511	KELLY Kevin	IRL	11 AUG 1995	1	3:53.77
10	204	PALMA FONTEALVA Ruben Gerardo	CHI	17 OCT 1993	3	3:54.97
11	267	DIMITRIOU Christos	CYP	22 SEP 1993	14	3:55.96
12	1214	ONGOM Timothy Ambrose	UGA	10 MAR 1994	8	4:00.77
13	247	LEON DELGADO Victor Manuel	COL	16 SEP 1995	6	4:09.90
14	669	ALMUYIDI Ahmed Amer I	KSA	4 DEC 1997	10	4:28.53
Intermediate Times:		400m	1:04.16	168	PETERSON Cole Henry Andr (CAN)	
		800m	2:10.26	355	AYALNEH Zemen Addis (ETH)	
		1200m	3:07.76	355	AYALNEH Zemen Addis (ETH)	

Qualification: First 3 in each heat (Q) and the next 3 fastest (q) advance to the Final

Weather conditions at the beginning of the 1st heat

Temperature: 30°C Humidity: 71% Conditions: Cloudy

Legend:						
PB	Personal Best	Q	Qualified by place	q	Qualified by time	Rk Rank
SB	Season Best					





TAIPEI STADIUM
臺北田徑場

TAIPEI 2017 WED 周三
29th SUMMER UNIVERSIADE 23 AUG 2017
19:05

ATHLETICS
田徑

MEN'S 1500M
男子1500公尺

ROUND 1



RESULTS SUMMARY

賽況概要

WORLD RECORD	3:26.00	EL GUERROUJ Hicham	MAR Roma (ITA)	14 JUL 1998
UNIVERSIADE RECORD	3:38.43	AOUITA Said	MAR Bucuresti (ROU)	22 JUL 1981

Rank	Bib	Name	NUSF Code	Heat	Order	Position	Time
1	726	GRETHEN Charles	LUX	1	3	1	3:43.62 Q
2	418	BENITZ Timo	GER	1	13	2	3:43.93 Q
3	396	DAVIES Jonathan Stuart	GBR	1	2	3	3:43.95 Q
4	706	BERTASIUS Simas	LTU	1	12	4	3:44.33 q PB
5	12	HEDEILLI Takieddine	ALG	1	5	5	3:44.49 q
6	873	BORKOWSKI Mateusz	POL	1	8	6	3:45.29 q SB
7	1061	RAESS Jonas	SUI	1	7	7	3:45.51
8	378	CASSE Martin	FRA	1	1	8	3:46.08
9	386	MIELLET Alexis	FRA	2	1	1	3:46.76 Q
10	44	HOCKEY Isaac Arthur	AUS	2	6	3	3:46.88 Q
10	755	MARTINEZ ESTRADA Fernando Daniel	MEX	2	7	2	3:46.88 Q
12	530	BUSSOTTI NEVES JUNIOR Joao C.	ITA	2	10	4	3:46.89
13	152	BELLEMORE Corey James Hen	CAN	2	2	5	3:46.95
13	1093	ENGHOLM Elmar Bjoern Lo	SWE	2	5	6	3:46.95
15	1182	ATES Levent	TUR	2	14	7	3:47.85
16	1215	TURIHOHABWE Fortunate	UGA	1	11	9	3:48.20 PB
17	882	KALINOWSKI Grzegorz Mateus	POL	3	4	1	3:49.14 Q
18	961	MOTSAU Jeremiah Lereko	RSA	2	8	8	3:49.22
18	534	EL KABBOURI Soufiane	ITA	1	6	10	3:49.22
20	289	CHO Mihn Kyun	DEN	2	4	9	3:49.38 PB
21	960	MOKOPANE Rantso Alfred	RSA	3	11	2	3:49.84 Q
22	168	PETERSON Cole Henry Andr	CAN	3	12	3	3:50.12 Q
23	355	AYALNEH Zemen Addis	ETH	3	5	4	3:50.43
24	829	ROGERS Simon Anthony	NZL	2	12	10	3:50.74
25	88	CLAUS Pieter	BEL	3	7	5	3:50.97
26	291	DAHL-JESSEN Mikkel	DEN	3	2	6	3:51.20
27	642	DZHOLOMANOV Musulman	KGZ	1	14	11	3:51.34 PB
28	13	KHELILI Abderezak	ALG	3	13	7	3:51.45
29	51	PYKE Adam James	AUS	3	9	8	3:52.77
30	201	JARPA GALLEGOS Cristofer Orlan	CHI	2	11	11	3:53.24
31	511	KELLY Kevin	IRL	3	1	9	3:53.77
32	204	PALMA FONTEALVA Ruben Gerardo	CHI	3	3	10	3:54.97
33	927	ROCHA Hugo	POR	1	4	12	3:55.49
34	267	DIMITRIOU Christos	CYP	3	14	11	3:55.96
35	1032	ABEYKOON JAYASUNDARA M. Oshada D.	SRI	2	9	12	3:59.32 SB
36	249	ROMERO ROA Oscar Andres	COL	2	13	13	4:00.41
37	837	AL AAMRI Ahmed Ali Said	OMA	1	9	13	4:00.64
38	1214	ONGOM Timothy Ambrose	UGA	3	8	12	4:00.77
39	449	ALI Mohammed Shafic	GHA	1	10	14	4:07.15
40	247	LEON DELGADO Victor Manuel	COL	3	6	13	4:09.90
41	669	ALMUYIDI Ahmed Amer I	KSA	3	10	14	4:28.53
42	845	AL SUBEIH Mazin Khalifa S	OMA	2	3	14	4:28.92

Qualification: First 3 in each heat (Q) and the next 3 fastest (q) advance to the Final

Legend:	PB Personal Best	Q Qualified by place	q Qualified by time	SB Season Best
----------------	-------------------------	-----------------------------	----------------------------	-----------------------



RESULT BOOK

29TH Summer Universiade Taipei 2017



Athletics

Men's 200m





MEDALLISTS

獎牌得主

Medal	Name	NUSF
GOLD	JOHN Jeffrey	FRA - France
SILVER	LINDE James Kenneth	CAN - Canada
BRONZE	VOLKO Jan	SVK - Slovakia



TAIPEI STADIUM
臺北田徑場

TAIPEI 2017 FRI 周五
29TH SUMMER UNIVERSIADE 25 AUG 2017
11:15

ATHLETICS
田徑

MEN'S 200M
男子200公尺

ROUND 1



START LIST

出場名單

WORLD RECORD	19.19 BOLT Usain	JAM Berlin (GER)	20 AUG 2009
UNIVERSIADE RECORD	19.72 MENNEA Pietro	ITA Ciudad de México (MEX)	12 SEP 1979

HEAT 1 11:15

Lane	Bib	Name	NUSF Code	Date of Birth	PB	SB	Result	Rank
1	936	NEAGOE Ionut Andrei	ROU	11 JUN 1994	21.20	21.20		
2	237	NALIALI Christopher Kev	CIV	8 MAR 1992	20.76	20.76		
3	1300	MAHNASHI Mohammed	KSA					
4	967	TITI Ncincilili	RSA	15 DEC 1993	20.14	20.14		
5	330	GOROSKO Jakob	EST	3 OCT 1992	21.30	21.90		
6	893	ZACZEK Artur	POL	28 FEB 1989	20.76	20.76		
7	20	CARACASSIS Jorge Oscar	ARG	27 OCT 1994	21.84	21.84		
8	1025	KIJANOVIC Aleksa	SRB	31 MAR 1997	21.21	21.21		

HEAT 2 11:21

Lane	Bib	Name	NUSF Code	Date of Birth	PB	SB	Result	Rank
1	731	TANG Cho Hin	MAC	4 DEC 1996	21.99	21.99		
2	756	MORENO LOPEZ Ivan Eduardo	MEX	1 JAN 1995	20.80	20.80		
3	1260	BROWN Curtis De'sean	USA	14 MAR 1995	21.04	21.23		
4	111	MOSABATA Samuel Treasure	BOT	25 AUG 1989	21.81	21.81		
5	1190	SAFER Izzet	TUR	10 JUL 1990	20.86	21.16		
6	1005	KNAP Kristof	SLO	25 JUN 1991				
7	127	GOMES DA SILVA JUNI Aldemir	BRA	8 JUN 1992	20.15	20.15		
8	364	SAMUELSSON Samuli Kalevi	FIN	23 JUN 1995	20.73	20.73		

HEAT 3 11:27

Lane	Bib	Name	NUSF Code	Date of Birth	PB	SB	Result	Rank
1	77	FUCHS Markus	AUT	14 NOV 1995	21.23	21.23		
2	1304	DÍAZ OROZCO Kendris Eliezer	DOM	3 JAN 1994				
3	817	MARTINSEN Hallgeir	NOR	10 JAN 1989	22.00	22.00		
4	380	JOHN Jeffrey	FRA	6 JUN 1992	20.31	20.31		
5	1178	TELESFORD Dan Neil Javan	TTO	9 SEP 1990	20.80	20.80		
6	1151	YEH Shou-Po	TPE	3 MAR 1999	21.14	21.14		
7	1064	WICKI Silvan	SUI	13 FEB 1995	20.70	20.70		
8	1076	BUJNA Simon	SVK	27 DEC 1995	21.67	21.67		

HEAT 4 11:33

Lane	Bib	Name	NUSF Code	Date of Birth	PB	SB	Result	Rank
1	1303	CHARLES MEN Andito	DOM	30 AUG 1994				
2	717	SKRABULIS Kostas	LTU	4 AUG 1992	21.23	21.23		
3	454	OPOKU Stephen Kwame	GHA	27 AUG 1996	21.14	21.14		
4	161	LINDE James Kenneth	CAN	18 AUG 1994	20.70	20.70		
5	818	PETTERSEN Even	NOR	12 OCT 1993	22.01	22.01		
6	1085	VOLKO Jan	SVK	2 NOV 1996	20.33	20.33		
7	1206	ADOME Pius	UGA	9 JAN 1993	20.81	20.81		
8	23	ROBLEDO Matias Exequiel	ARG	17 MAY 1990	21.70	21.70		



START LIST

出場名單

WORLD RECORD	19.19 BOLT Usain	JAM	Berlin (GER)	20 AUG 2009
UNIVERSIADE RECORD	19.72 MENNEA Pietro	ITA	Ciudad de México (MEX)	12 SEP 1979

HEAT 5 11:39

Lane	Bib	Name	NUSF Code	Date of Birth	PB	SB	Result	Rank
1	452	KOFITSE Godfred	GHA	28 NOV 1997	21.27	21.27		
2	741	YASMIN Muhammad Aqil	MAS	28 OCT 1997	21.62	21.66		
3	304	STROEM Emil Kaare	DEN	26 FEB 1993	21.87	22.09		
4	125	DOS SANTOS Aliffer Junior	BRA	18 APR 1997	20.82	20.82		
5	859	GO Yuhei	PHI	30 JUN 1995	23.42	23.42		
6	141	TONEV Borislav Plamen	BUL	21 MAR 1993	21.13	21.13		
7	828	MILLAR Joseph Fitzgera	NZL	24 SEP 1992	20.37	20.37		
8	573	KITAGAWA Sho	JPN	17 DEC 1995	20.69	20.69		

HEAT 6 11:45

Lane	Bib	Name	NUSF Code	Date of Birth	PB	SB	Result	Rank
1	1213	OKOT Benson	UGA	31 DEC 1996	21.34	21.34		
2	695	BOULOS Christophe	LBN	20 AUG 1996	22.10	22.10		
3	886	MITKA Piotr Kacper	POL	22 AUG 1994	21.18	21.56		
4	762	SEPULVEDA FURBER A	MEX	29 OCT 1996	21.13	21.13		
5	1148	YANG Chun-Han	TPE	1 JAN 1997	20.53	20.66		
6	956	MAARTENS Joachim Hendrik	RSA	24 MAY 1996	20.40	20.40		
7	220	ZHANG Ruixuan	CHN	16 JAN 1996	20.86	20.86		
8	1095	DLAMINI Benele Simphiwe	SWZ	16 JAN 1993	22.90	22.90		

HEAT 7 11:51

Lane	Bib	Name	NUSF Code	Date of Birth	PB	SB	Result	Rank
1	170	ROBINSON Lucanus	CAN	12 MAR 1996	21.12	21.12		
2	715	SAVICKAS Ugnius	LTU	22 JAN 1992	21.37	21.37		
3	802	OKOYE Andrew Jon Chi	NGR	29 JUL 1994	20.91	20.91		
4	841	AL MARJABI Ali Rashid Sali	OMA	1 JUL 1995	21.20	21.50		
5	6	ATHMANI Skander Djamil	ALG	21 JUN 1992	20.45	20.45		
6	861	KAUFMAN Sean Michael	PHI	23 APR 1998	22.50	22.50		
7	100	IBRAHIMPASIC Faris	BIH	14 SEP 1995	22.19	22.19		
8	591	YAMASHITA Jun	JPN	23 AUG 1997	20.59	20.59		

HEAT 8 11:57

Lane	Bib	Name	NUSF Code	Date of Birth	PB	SB	Result	Rank
1	608	GRIGORYEV Vladislav	KAZ	10 JAN 1997	20.58	20.58		
2	1045	WIJESUNDARA MUDI S	SRI	3 AUG 1993	22.37	22.37		
3	466	CHAN Yan Lam	HKG	12 JAN 1994	21.40	21.40		
4	1060	MOUTHON Bastien	SUI	25 JUL 1994	20.99	20.99		
5	112	SEBELE Ditiro Kago	BOT	27 OCT 1993	20.96	20.96		
6	656	KO Seunghwan	KOR	14 NOV 1997	21.18	21.46		
7	1269	MARTIN Jacarias Terrez	USA	14 JAN 1996	20.49	20.49		
8	855	IRIARTE ARFINENGO Luis Adrian	PER	18 APR 1997	22.23	22.23		

Qualification: First 2 in each heat (Q) and the next 8 fastest (q) advance to the Semifinal



TAIPEI STADIUM
臺北田徑場

TAIPEI 2017 FRI 周五
29TH SUMMER UNIVERSIADE 25 AUG 2017
11:15

ATHLETICS
田徑

MEN'S 200M
男子200公尺

ROUND 1



START LIST

出場名單

WORLD RECORD	19.19 BOLT Usain	JAM Berlin (GER)	20 AUG 2009
UNIVERSIADE RECORD	19.72 MENNEA Pietro	ITA Ciudad de México (MEX)	12 SEP 1979

Legend:

PB Personal Best **SB** Season Best





RESULTS

成績

CORRECTED
25 AUG 17:53

WORLD RECORD	19.19 BOLT Usain	JAM	Berlin (GER)	20 AUG 2009
UNIVERSIADE RECORD	19.72 MENNEA Pietro	ITA	Ciudad de México (MEX)	12 SEP 1979

HEAT 1 Start Time: 11:15

Wind: +0.9 m/s

Rk	Bib	Name	NUSF Code	Date of Birth	Lane	Reaction Time	Result
1	967	TITI Ncincilili	RSA	15 DEC 1993	4	0.140	21.34 Q
2	893	ZACZEK Artur	POL	28 FEB 1989	6	0.161	21.48 Q
3	936	NEAGOE Ionut Andrei	ROU	11 JUN 1994	1	0.170	21.57 q
4	237	NALIALI Christopher Kev	CIV	8 MAR 1992	2	0.180	21.82
5	330	GOROSKO Jakob	EST	3 OCT 1992	5	0.211	21.95
6	1025	KIJANOVIC Aleksa	SRB	31 MAR 1997	8	0.174	22.16
7	20	CARACASSIS Jorge Oscar	ARG	27 OCT 1994	7	0.157	22.54
8	1300	MAHNASHI Mohammed	KSA		3	0.163	22.86

HEAT 2 Start Time: 11:21

Wind: +0.3 m/s

Rk	Bib	Name	NUSF Code	Date of Birth	Lane	Reaction Time	Result
1	127	GOMES DA SILVA JUNI Aldemir	BRA	8 JUN 1992	7	0.142	20.92 Q
2	364	SAMUELSSON Samuli Kalevi	FIN	23 JUN 1995	8	0.157	21.17 Q
3	756	MORENO LOPEZ Ivan Eduardo	MEX	1 JAN 1995	2	0.154	21.70
4	1190	SAFER Izzet	TUR	10 JUL 1990	5	0.179	21.84
5	1260	BROWN Curtis De'sean	USA	14 MAR 1995	3	0.141	22.21
6	111	MOSABATA Samuel Treasure	BOT	25 AUG 1989	4	0.159	22.78
7	731	TANG Cho Hin	MAC	4 DEC 1996	1	0.149	22.93
8	1005	KNAP Kristof	SLO	25 JUN 1991	6	0.181	23.69

HEAT 3 Start Time: 11:27

Wind: -1.6 m/s

Rk	Bib	Name	NUSF Code	Date of Birth	Lane	Reaction Time	Result
1	380	JOHN Jeffrey	FRA	6 JUN 1992	4	0.167	20.97 Q
2	1178	TELESFORD Dan Neil Javan	TTO	9 SEP 1990	5	0.168	21.04 Q
3	1064	WICKI Silvan	SUI	13 FEB 1995	7	0.159	21.21 q
4	1076	BUJNA Simon	SVK	27 DEC 1995	8	0.196	21.62 q PB
5	77	FUCHS Markus	AUT	14 NOV 1995	1	0.155	21.79
6	1151	YEH Shou-Po	TPE	3 MAR 1999	6	0.167	21.96
7	1304	DÍAZ OROZCO Kendris Eliezer	DOM	3 JAN 1994	2	0.171	22.12
8	817	MARTINSEN Hallgeir	NOR	10 JAN 1989	3	0.161	22.70



RESULTS

成績

CORRECTED
26 AUG 17:53

WORLD RECORD	19.19	BOLT Usain	JAM	Berlin (GER)	20 AUG 2009
UNIVERSIADE RECORD	19.72	MENNEA Pietro	ITA	Ciudad de México (MEX)	12 SEP 1979

HEAT 4 Start Time: 11:33

Wind: -1.9 m/s

Rk	Bib	Name	NUSF Code	Date of Birth	Lane	Reaction Time	Result
1	1085	VOLKO Jan	SVK	2 NOV 1996	6	0.161	21.05 Q
2	161	LINDE James Kenneth	CAN	18 AUG 1994	4	0.148	21.07 Q
3	1206	ADOME Pius	UGA	9 JAN 1993	7	0.179	21.60 q
4	717	SKRABULIS Kostas	LTU	4 AUG 1992	2	0.127	21.69
5	818	PETTERSEN Even	NOR	12 OCT 1993	5	0.144	21.78 PB
6	23	ROBLEDO Matias Exequiel	ARG	17 MAY 1990	8	0.140	21.98
7	1303	CHARLES MEN Andito	DOM	30 AUG 1994	1	0.165	22.04
8	454	OPOKU Stephen Kwame	GHA	27 AUG 1996	3	0.160	22.07

HEAT 5 Start Time: 11:39

Wind: -2.4 m/s

Rk	Bib	Name	NUSF Code	Date of Birth	Lane	Reaction Time	Result
1	573	KITAGAWA Sho	JPN	17 DEC 1995	8	0.169	21.45 Q
2	828	MILLAR Joseph Fitzgera	NZL	24 SEP 1992	7	0.156	21.62 Q
3	125	DOS SANTOS Aliffer Junior	BRA	18 APR 1997	4	0.159	21.84
4	741	YASMIN Muhammad Aqil	MAS	28 OCT 1997	2	0.146	22.12
5	452	KOFITSE Godfred	GHA	28 NOV 1997	1	0.206	22.35
5	141	TONEV Borislav Plamen	BUL	21 MAR 1993	6	0.165	22.35
7	304	STROEM Emil Kaare	DEN	26 FEB 1993	3	0.172	22.79
	859	GO Yuhei	PHI	30 JUN 1995	5		DNS

HEAT 6 Start Time: 11:45

Wind: +1.5 m/s

Rk	Bib	Name	NUSF Code	Date of Birth	Lane	Reaction Time	Result
1	1148	YANG Chun-Han	TPE	1 JAN 1997	5	0.144	21.09 Q
2	220	ZHANG Ruixuan	CHN	16 JAN 1996	7	0.169	21.10 Q
3	956	MAARTENS Joachim Hendrik	RSA	24 MAY 1996	6	0.166	21.20 q
4	886	MITKA Piotr Kacper	POL	22 AUG 1994	3	0.143	21.68
5	762	SEPULVEDA FURBER Arturo Bernardo	MEX	29 OCT 1996	4	0.180	21.93
6	1213	OKOT Benson	UGA	31 DEC 1996	1	0.172	21.95
7	695	BOULOS Christophe	LBN	20 AUG 1996	2	0.133	22.25
8	1095	DLAMINI Benele Simphiwe	SWZ	16 JAN 1993	8	0.154	22.44 PB



RESULTS

成績

CORRECTED
26 AUG 17:53

WORLD RECORD	19.19 BOLT Usain	JAM	Berlin (GER)	20 AUG 2009
UNIVERSIADE RECORD	19.72 MENNEA Pietro	ITA	Ciudad de México (MEX)	12 SEP 1979

HEAT 7 Start Time: 11:51

Wind: +2.3 m/s

Rk	Bib	Name	NUSF Code	Date of Birth	Lane	Reaction Time	Result
1	591	YAMASHITA Jun	JPN	23 AUG 1997	8	0.148	21.02 Q
2	6	ATHMANI Skander Djamil	ALG	21 JUN 1992	5	0.195	21.21 Q
3	715	SAVICKAS Ugnius	LTU	22 JAN 1992	2	0.174	21.66
4	170	ROBINSON Lucanus	CAN	12 MAR 1996	1	0.138	22.21
5	841	AL MARJABI Ali Rashid Sali	OMA	1 JUL 1995	4	0.194	22.38
6	100	IBRAHIMPASIC Faris	BIH	14 SEP 1995	7	0.206	22.85
7	861	KAUFMAN Sean Michael	PHI	23 APR 1998	6	0.142	22.91
	802	OKOYE Andrew Jon Chi	NGR	29 JUL 1994	3	0.137	DQ R 163.3a

HEAT 8 Start Time: 11:57

Wind: +2.0 m/s

Rk	Bib	Name	NUSF Code	Date of Birth	Lane	Reaction Time	Result
1	1269	MARTIN Jacarias Terrez	USA	14 JAN 1996	7	0.146	20.87 Q
2	608	GRIGORYEV Vladislav	KAZ	10 JAN 1997	1	0.177	20.97 Q
3	1060	MOUTHON Bastien	SUI	25 JUL 1994	4	0.140	21.44 q
4	466	CHAN Yan Lam	HKG	12 JAN 1994	3	0.140	21.66
5	656	KO Seunghwan	KOR	14 NOV 1997	6	0.174	21.98
6	1045	WIJESUNDARA MUDI S	SRI	3 AUG 1993	2	0.164	22.24 PB
7	855	IRIARTE ARFINENGO Luis Adrian	PER	18 APR 1997	8	0.190	22.60
	112	SEBELE Ditiro Kago	BOT	27 OCT 1993	5	0.172	DNF

HEAT 9 Start Time: 12:03

Wind: -1.9 m/s

Rk	Bib	Name	NUSF Code	Date of Birth	Lane	Reaction Time	Result
1	567	ABUALHUMMOS Abdelrahman	JOR	17 JAN 1994	5	0.167	22.37 Q
2	783	NARIB Gideon Ernst	NAM	27 MAY 1990	7	0.187	22.42 Q
3	813	ABDOULAYE YATAGA Ali	NIG	10 DEC 1989	4	0.173	22.96
4	703	KHERENG Khereng Nelson	LES	19 JUN 1997	3	0.153	23.12
	1291	SILWIMBA Edgar	ZAM	6 SEP 1994	6		DNS

Qualification: First 2 in each heat (Q) and the next 6 fastest (q) advance to the Semifinal

Note:
IAAF Rule 163.3a - Lane infringement

Legend:
DNF Did not Finish DNS Did not Start DQ Disqualified PB Personal Best
q Qualified by time Q Qualified by place R IAAF rule Rk Rank



TAIPEI STADIUM
臺北田徑場

TAIPEI 2017 FRI 周五
29th SUMMER UNIVERSIADE 25 AUG 2017
11:15

ATHLETICS
田徑

MEN'S 200M
男子200公尺

ROUND 1



RESULTS SUMMARY

賽況概要

CORRECTED
25 AUG 17:46

WORLD RECORD	19.19 BOLT Usain	JAM Berlin (GER)	20 AUG 2009
UNIVERSIADE RECORD	19.72 MENNEA Pietro	ITA Ciudad de México (MEX)	12 SEP 1979

Rank	Bib	Name	NUSF Code	Heat	Lane	Position	Wind	Time	
1	1269	MARTIN Jacarias Terrez	USA	8	7	1	+2.0	20.87	Q
2	127	GOMES DA SILVA JUNI Aldemir	BRA	2	7	1	+0.3	20.92	Q
3	380	JOHN Jeffrey	FRA	3	4	1	-1.6	20.97	Q
3	608	GRIGORYEV Vladislav	KAZ	8	1	2	+2.0	20.97	Q
5	591	YAMASHITA Jun	JPN	7	8	1	+2.3	21.02	Q
6	1178	TELESFORD Dan Neil Javan	TTO	3	5	2	-1.6	21.04	Q
7	1085	VOLKO Jan	SVK	4	6	1	-1.9	21.05	Q
8	161	LINDE James Kenneth	CAN	4	4	2	-1.9	21.07	Q
9	1148	YANG Chun-Han	TPE	6	5	1	+1.5	21.09	Q
10	220	ZHANG Ruixuan	CHN	6	7	2	+1.5	21.10	Q
11	364	SAMUELSSON Samuli Kalevi	FIN	2	8	2	+0.3	21.17	Q
12	956	MAARTENS Joachim Hendrik	RSA	6	6	3	+1.5	21.20	q
13	6	ATHMANI Skander Djamil	ALG	7	5	2	+2.3	21.21	Q
13	1064	WICKI Silvan	SUI	3	7	3	-1.6	21.21	q
15	967	TITI Ncincillili	RSA	1	4	1	+0.9	21.34	Q
16	1060	MOUTHON Bastien	SUI	8	4	3	+2.0	21.44	q
17	573	KITAGAWA Sho	JPN	5	8	1	-2.4	21.45	Q
18	893	ZACZEK Artur	POL	1	6	2	+0.9	21.48	Q
19	936	NEAGOE Ionut Andrei	ROU	1	1	3	+0.9	21.57	q
20	1206	ADOME Pius	UGA	4	7	3	-1.9	21.60	q
21	828	MILLAR Joseph Fitzgera	NZL	5	7	2	-2.4	21.62	Q
21	1076	BUJNA Simon	SVK	3	8	4	-1.6	21.62	q PB
23	715	SAVICKAS Ugnius	LTU	7	2	3	+2.3	21.66	
23	466	CHAN Yan Lam	HKG	8	3	4	+2.0	21.66	
25	886	MITKA Piotr Kacper	POL	6	3	4	+1.5	21.68	
26	717	SKRABULIS Kostas	LTU	4	2	4	-1.9	21.69	
27	756	MORENO LOPEZ Ivan Eduardo	MEX	2	2	3	+0.3	21.70	
28	818	PETTERSEN Even	NOR	4	5	5	-1.9	21.78	PB
29	77	FUCHS Markus	AUT	3	1	5	-1.6	21.79	
30	237	NALIALI Christopher Kev	CIV	1	2	4	+0.9	21.82	
31	1190	SAFER Izzet	TUR	2	5	4	+0.3	21.84	
31	125	DOS SANTOS Aliffer Junior	BRA	5	4	3	-2.4	21.84	
33	762	SEPULVEDA FURBER Arturo Bernardo	MEX	6	4	5	+1.5	21.93	
34	330	GOROSKO Jakob	EST	1	5	5	+0.9	21.95	
34	1213	OKOT Benson	UGA	6	1	6	+1.5	21.95	
36	1151	YEH Shou-Po	TPE	3	6	6	-1.6	21.96	
37	23	ROBLEDO Matias Exequiel	ARG	4	8	6	-1.9	21.98	
37	656	KO Seunghwan	KOR	8	6	5	+2.0	21.98	
39	1303	CHARLES MEN Andito	DOM	4	1	7	-1.9	22.04	
40	454	OPOKU Stephen Kwame	GHA	4	3	8	-1.9	22.07	
41	1304	DÍAZ OROZCO Kendris Eliezer	DOM	3	2	7	-1.6	22.12	
41	741	YASMIN Muhammad Aqil	MAS	5	2	4	-2.4	22.12	
43	1025	KIJANOVIC Aleksa	SRB	1	8	6	+0.9	22.16	
44	1260	BROWN Curtis De'sean	USA	2	3	5	+0.3	22.21	
44	170	ROBINSON Lucanus	CAN	7	1	4	+2.3	22.21	





TAIPEI STADIUM
臺北田徑場

TAIPEI 2017 FRI 周五
29TH SUMMER UNIVERSIADE 25 AUG 2017
11:15

ATHLETICS
田徑

MEN'S 200M
男子200公尺

ROUND 1



RESULTS SUMMARY

賽況概要

CORRECTED
25 AUG 17:46

WORLD RECORD	19.19 BOLT Usain	JAM Berlin (GER)	20 AUG 2009
UNIVERSIADE RECORD	19.72 MENNEA Pietro	ITA Ciudad de México (MEX)	12 SEP 1979

Rank	Bib	Name	NUSF Code	Heat	Lane	Position	Wind	Time	
46	1045	WIJESUNDARA MUDI S	SRI	8	2	6	+2.0	22.24	PB
47	695	BOULOS Christophe	LBN	6	2	7	+1.5	22.25	
48	452	KOFITSE Godfred	GHA	5	1	5	-2.4	22.35	
48	141	TONEV Borislav Plamen	BUL	5	6	5	-2.4	22.35	
50	567	ABUALHUMMOS Abdelrahman	JOR	9	5	1	-1.9	22.37	Q
51	841	AL MARJABI Ali Rashid Sali	OMA	7	4	5	+2.3	22.38	
52	783	NARIB Gideon Ernst	NAM	9	7	2	-1.9	22.42	Q
53	1095	DLAMINI Benele Simphiwe	SWZ	6	8	8	+1.5	22.44	PB
54	20	CARACASSIS Jorge Oscar	ARG	1	7	7	+0.9	22.54	
55	855	IRIARTE ARFINENGO Luis Adrian	PER	8	8	7	+2.0	22.60	
56	817	MARTINSEN Hallgeir	NOR	3	3	8	-1.6	22.70	
57	111	MOSABATA Samuel Treasure	BOT	2	4	6	+0.3	22.78	
58	304	STROEM Emil Kaare	DEN	5	3	7	-2.4	22.79	
59	100	IBRAHIMPASIC Faris	BIH	7	7	6	+2.3	22.85	
60	1300	MAHNASHI Mohammed	KSA	1	3	8	+0.9	22.86	
61	861	KAUFMAN Sean Michael	PHI	7	6	7	+2.3	22.91	
62	731	TANG Cho Hin	MAC	2	1	7	+0.3	22.93	
63	813	ABDOULAYE YATAGA Ali	NIG	9	4	3	-1.9	22.96	
64	703	KHERENG Khereng Nelson	LES	9	3	4	-1.9	23.12	
65	1005	KNAP Kristof	SLO	2	6	8	+0.3	23.69	
	112	SEBELE Ditiro Kago	BOT	8	5			DNF	
	802	OKOYE Andrew Jon Chi	NGR	7	3			DQ	R 163.3a
	859	GO Yuhei	PHI	5	5			DNS	
	1291	SILWIMBA Edgar	ZAM	9	6			DNS	

Qualification: First 2 in each heat (Q) and the next 6 fastest (q) advance to the Semifinal

Note:
IAAF Rule 163.3a - Lane infringement

Legend:
DNF Did not Finish DNS Did not Start
Q Qualified by place q Qualified by time DQ Disqualified
R Disqualified IAAF rule PB Personal Best



START LIST

出場名單

CORRECTED
25 AUG 19:11

WORLD RECORD	19.19 BOLT Usain	JAM	Berlin (GER)	20 AUG 2009
UNIVERSIADE RECORD	19.72 MENNEA Pietro	ITA	Ciudad de México (MEX)	12 SEP 1979

SEMIFINAL 1 18:10

Lane	Bib	Name	NUSF Code	Date of Birth	PB	SB	Result	Rank
1	1076	BUJNA Simon	SVK	27 DEC 1995	21.62	21.62		
2	956	MAARTENS Joachim Hendrik	RSA	24 MAY 1996	20.40	20.40		
3	1148	YANG Chun-Han	TPE	1 JAN 1997	20.53	20.66		
4	967	TITI Ncincilili	RSA	15 DEC 1993	20.14	20.14		
5	161	LINDE James Kenneth	CAN	18 AUG 1994	20.70	20.70		
6	1269	MARTIN Jacarias Terrez	USA	14 JAN 1996	20.49	20.49		
7	220	ZHANG Ruixuan	CHN	16 JAN 1996	20.86	20.86		
8	783	NARIB Gideon Ernst	NAM	27 MAY 1990	20.94	20.94		

SEMIFINAL 2 18:16

Lane	Bib	Name	NUSF Code	Date of Birth	PB	SB	Result	Rank
1	1206	ADOME Pius	UGA	9 JAN 1993	20.81	20.81		
2	1064	WICKI Silvan	SUI	13 FEB 1995	20.70	20.70		
3	573	KITAGAWA Sho	JPN	17 DEC 1995	20.69	20.69		
4	1085	VOLKO Jan	SVK	2 NOV 1996	20.33	20.33		
5	1178	TELESFORD Dan Neil Javan	TTO	9 SEP 1990	20.80	20.80		
6	127	GOMES DA SILVA JUNI Aldemir	BRA	8 JUN 1992	20.15	20.15		
7	364	SAMUELSSON Samuli Kalevi	FIN	23 JUN 1995	20.73	20.73		
8	828	MILLAR Joseph Fitzgera	NZL	24 SEP 1992	20.37	20.37		

SEMIFINAL 3 18:22

Lane	Bib	Name	NUSF Code	Date of Birth	PB	SB	Result	Rank
1	1060	MOUTHON Bastien	SUI	25 JUL 1994	20.99	20.99		
2	936	NEAGOE Ionut Andrei	ROU	11 JUN 1994	21.20	21.20		
3	567	ABUALHUMMOS Abdelrahman	JOR	17 JAN 1994				
4	608	GRIGORYEV Vladislav	KAZ	10 JAN 1997	20.58	20.58		
5	591	YAMASHITA Jun	JPN	23 AUG 1997	20.59	20.59		
6	380	JOHN Jeffrey	FRA	6 JUN 1992	20.31	20.31		
7	893	ZACZEK Artur	POL	28 FEB 1989	20.76	20.76		
8	6	ATHMANI Skander Djamil	ALG	21 JUN 1992	20.45	20.45		

Qualification: First 2 in each heat (Q) and the next 2 fastest (q) advance to the Final

Legend:

PB Personal Best SB Season Best



RESULTS

成績

WORLD RECORD	19.19 BOLT Usain	JAM	Berlin (GER)	20 AUG 2009
UNIVERSIADE RECORD	19.72 MENNEA Pietro	ITA	Ciudad de México (MEX)	12 SEP 1979

SEMIFINAL 1 Start Time: 18:10

Wind: +3.1 m/s

Rk	Bib	Name	NUSF Code	Date of Birth	Lane	Reaction Time	Result
1	967	TITI Ncincilili	RSA	15 DEC 1993	4	0.148	20.70 Q
2	1148	YANG Chun-Han	TPE	1 JAN 1997	3	0.142	20.78 Q
3	161	LINDE James Kenneth	CAN	18 AUG 1994	5	0.152	20.80 q
4	1269	MARTIN Jacarias Terrez	USA	14 JAN 1996	6	0.167	20.96
5	220	ZHANG Ruixuan	CHN	16 JAN 1996	7	0.160	21.03
6	956	MAARTENS Joachim Hendrik	RSA	24 MAY 1996	2	0.186	21.26
7	1076	BUJNA Simon	SVK	27 DEC 1995	1	0.205	21.46
8	783	NARIB Gideon Ernst	NAM	27 MAY 1990	8	0.190	21.91

SEMIFINAL 2 Start Time: 18:16

Wind: +1.0 m/s

Rk	Bib	Name	NUSF Code	Date of Birth	Lane	Reaction Time	Result
1	1085	VOLKO Jan	SVK	2 NOV 1996	4	0.160	20.82 Q
2	828	MILLAR Joseph Fitzgera	NZL	24 SEP 1992	8	0.154	20.90 Q
3	1178	TELESFORD Dan Neil Javan	TTO	9 SEP 1990	5	0.163	20.92 q
4	364	SAMUELSSON Samuli Kalevi	FIN	23 JUN 1995	7	0.138	20.99
5	573	KITAGAWA Sho	JPN	17 DEC 1995	3	0.156	21.05
6	1064	WICKI Silvan	SUI	13 FEB 1995	2	0.127	21.38
7	1206	ADOME Pius	UGA	9 JAN 1993	1	0.166	21.74
	127	GOMES DA SILVA JUNI Aldemir	BRA	8 JUN 1992	6	0.153	DQ R 163.3a

SEMIFINAL 3 Start Time: 18:22

Wind: -3.2 m/s

Rk	Bib	Name	NUSF Code	Date of Birth	Lane	Reaction Time	Result
1	380	JOHN Jeffrey	FRA	6 JUN 1992	6	0.175	21.08 Q
2	591	YAMASHITA Jun	JPN	23 AUG 1997	5	0.143	21.20 Q
3	6	ATHMANI Skander Djamil	ALG	21 JUN 1992	8	0.161	21.21
4	608	GRIGORYEV Vladislav	KAZ	10 JAN 1997	4	0.186	21.23
5	893	ZACZEK Artur	POL	28 FEB 1989	7	0.167	21.64
6	1060	MOUTHON Bastien	SUI	25 JUL 1994	1	0.128	21.86
7	936	NEAGOE Ionut Andrei	ROU	11 JUN 1994	2	0.191	21.87
8	567	ABUALHUMMOS Abdelrahman	JOR	17 JAN 1994	3	0.152	22.19

Qualification: First 2 in each heat (Q) and the next 2 fastest (q) advance to the Final

Weather conditions at the beginning of the 1st heat

Temperature: 34°C Humidity: 55% Conditions: Sunny

Note:
IAAF Rule 163.3a - Lane infringement

Legend:
DQ Disqualified q Qualified by time Q Qualified by place R IAAF rule
Rk Rank



RESULTS SUMMARY

賽況概要

WORLD RECORD	19.19 BOLT Usain	JAM Berlin (GER)	20 AUG 2009
UNIVERSIADE RECORD	19.72 MENNEA Pietro	ITA Ciudad de México (MEX)	12 SEP 1979

Rank	Bib	Name	NUSF Code	Heat	Lane	Position	Wind	Time	
1	967	TITI Ncincilli	RSA	1	4	1	+3.1	20.70	Q
2	1148	YANG Chun-Han	TPE	1	3	2	+3.1	20.78	Q
3	161	LINDE James Kenneth	CAN	1	5	3	+3.1	20.80	q
4	1085	VOLKO Jan	SVK	2	4	1	+1.0	20.82	Q
5	828	MILLAR Joseph Fitzgera	NZL	2	8	2	+1.0	20.90	Q
6	1178	TELESFORD Dan Neil Javan	TTO	2	5	3	+1.0	20.92	q
7	1269	MARTIN Jacarias Terrez	USA	1	6	4	+3.1	20.96	
8	364	SAMUELSSON Samuli Kalevi	FIN	2	7	4	+1.0	20.99	
9	220	ZHANG Ruixuan	CHN	1	7	5	+3.1	21.03	
10	573	KITAGAWA Sho	JPN	2	3	5	+1.0	21.05	
11	380	JOHN Jeffrey	FRA	3	6	1	-3.2	21.08	Q
12	591	YAMASHITA Jun	JPN	3	5	2	-3.2	21.20	Q
13	6	ATHMANI Skander Djamil	ALG	3	8	3	-3.2	21.21	
14	608	GRIGORYEV Vladislav	KAZ	3	4	4	-3.2	21.23	
15	956	MAARTENS Joachim Hendrik	RSA	1	2	6	+3.1	21.26	
16	1064	WICKI Silvan	SUI	2	2	6	+1.0	21.38	
17	1076	BUJNA Simon	SVK	1	1	7	+3.1	21.46	
18	893	ZACZEK Artur	POL	3	7	5	-3.2	21.64	
19	1206	ADOME Pius	UGA	2	1	7	+1.0	21.74	
20	1060	MOUTHON Bastien	SUI	3	1	6	-3.2	21.86	
21	936	NEAGOE Ionut Andrei	ROU	3	2	7	-3.2	21.87	
22	783	NARIB Gideon Ernst	NAM	1	8	8	+3.1	21.91	
23	567	ABUALHUMMOS Abdelrahman	JOR	3	3	8	-3.2	22.19	
	127	GOMES DA SILVA JUNI Aldemir	BRA	2	6				DQ R 163.3a

Qualification: First 2 in each heat (Q) and the next 2 fastest (q) advance to the Final

Note:
IAAF Rule 163.3a - Lane infringement

Legend:
DQ Disqualified Q Qualified by place q Qualified by time R IAAF rule




RESULT BOOK

29TH Summer Universiade Taipei 2017



Athletics

Men's 20km walk





MEDALLISTS

獎牌得主

Medal	Name	NUSF
GOLD	YAMANISHI Toshikazu	JPN - Japan
SILVER	SALAZAR ENRIQUEZ Julio Cesar	MEX - Mexico
BRONZE	OIKAWA Fumitaka	JPN - Japan




RESULT BOOK

29TH Summer Universiade Taipei 2017



Athletics

Men's 3000m
Steeplechase





MEDALLISTS

獎牌得主

Medal	Name	NUSF
GOLD	ZALEWSKI Krystian	POL - Poland
SILVER	MOKOPANE Rantso Alfred	RSA - South Africa
BRONZE	MESSAOUDI Ali	ALG - Algeria



RESULT BOOK


29TH Summer Universiade Taipei 2017



Athletics

Men's 400m

Hurdles





MEDALLISTS

獎牌得主

Medal	Name	NUSF
GOLD	SANTOS AQUINO Juander	DOM - Dominican Republic
SILVER	CHEN Chieh	TPE - Chinese Taipei
BRONZE	LAHOULOU Abdelmalik	ALG - Algeria



START LIST

出場名單

WORLD RECORD	46.78	YOUNG Kevin	USA	Barcelona (ESP)	6 AUG 1992
UNIVERSIADE RECORD	48.09	MYBURGH Alwyn	RSA	Beijing (CHN)	31 AUG 2001

HEAT 1 10:30

Lane	Bib	Name	NUSF Code	Date of Birth	PB	SB	Result	Rank
3	275	MUELLER Vit	CZE	31 AUG 1996	49.92	49.92		
4	877	DOBEK Patryk	POL	13 FEB 1994	48.40	49.78		
5	1043	OLIDURAGE Ishan Lahiru Ar	SRI	16 APR 1995	54.09	54.09		
6	14	LAHOULOU Abdelmalik	ALG	7 MAY 1992	48.62	48.84		
7	784	ARTS Jesper Carlo Ma	NED	2 APR 1992	50.23	51.15		
8	78	HUFNAGL Dominik	AUT	10 JAN 1997	50.93	50.93		

HEAT 2 10:36

Lane	Bib	Name	NUSF Code	Date of Birth	PB	SB	Result	Rank
3	25	RUGGERI Guillermo Manue	ARG	26 MAR 1992	49.72	49.72		
4	700	RAAD Ragheb	LBN	29 NOV 1995	54.00	54.00		
5	1054	BRAND Dany Andreas	SUI	23 FEB 1996	49.14	49.14		
6	1003	HRIBARSEK Peter	SLO	17 NOV 1992	51.35	51.35		
7	1153	YU Chia-Hsuan	TPE	22 JAN 1995	49.93	49.93		
8	162	MAC NEILL Gregory Scott W	CAN	15 APR 1992	50.82	50.82		

HEAT 3 10:42

Lane	Bib	Name	NUSF Code	Date of Birth	PB	SB	Result	Rank
3	611	KONDRATYEV Igor	KAZ	23 JAN 1991	51.77	51.77		
4	1129	CHEN Chieh	TPE	8 MAY 1992	49.05	49.54		
5	510	BYRNE Paul	IRL	18 APR 1990	50.03	50.03		
6	1059	MFOMKPA Alain Herve	SUI	4 JUN 1996	50.77	50.77		
7	298	JOHANSEN Martin Brueckne	DEN	3 JAN 1995	52.73	53.09		
8	529	BENCOSME DE LEON J	ITA	16 MAY 1992	49.33	49.33		

HEAT 4 10:48

Lane	Bib	Name	NUSF Code	Date of Birth	PB	SB	Result	Rank
3	570	KAJIKI Ryo	JPN	8 DEC 1995	49.33	49.33		
4	9	BOUKMOUCHE Saber	ALG	20 APR 1992	49.43	50.20		
5	272	JURANEK Martin	CZE	13 MAR 1991	50.45	50.45		
6	1004	JAMNIK Jan	SLO	18 JAN 1996	52.80	52.80		
7	24	RODRIGUEZ BALDIVIEZ Jaime	ARG	18 JUL 1992	51.70	51.81		
8	402	PAUL Jacob Aaron	GBR	6 FEB 1995	49.49	49.49		



START LIST

出場名單

WORLD RECORD	46.78	YOUNG Kevin	USA	Barcelona (ESP)	6 AUG 1992
UNIVERSIADE RECORD	48.09	MYBURGH Alwyn	RSA	Beijing (CHN)	31 AUG 2001

HEAT 5 10:54

Lane	Bib	Name	NUSF Code	Date of Birth	PB	SB	Result	Rank
3	358	MOEROE Santtu Oskari	FIN	31 JAN 1993	49.04	50.38		
4	860	HENDERSON Connor Alexande	PHI	2 OCT 1992	52.22	52.47		
5	256	DRUMMOND HERNAND G	CRC	5 SEP 1994	51.10	50.41		
6	782	MARITZ Johannes Gerhar	NAM	20 DEC 1990	49.48	49.48		
7	331	JAGOR Jaak-Heinrich	EST	11 MAY 1990	49.37	49.38		
8	1075	BOTTLIK Jakub	SVK	30 MAR 1994	52.28	52.28		

HEAT 6 11:00

Lane	Bib	Name	NUSF Code	Date of Birth	PB	SB	Result	Rank
3	205	SEPULVEDA SANDOV A	CHI	3 AUG 1993	49.86	49.86		
4	320	SANTOS AQUINO Juander	DOM	7 MAY 1995	48.59	48.59		
5	610	KOBLOV Dmitriy	KAZ	30 NOV 1992	49.39	50.96		
6	648	HWANG Hyeonu	KOR	30 JUN 1994	50.93	50.93		
7	128	LANGOWSKI TEREZAN Artur	BRA	8 MAY 1991	49.73	49.86		
8	673	ALSHALATI Mohammed Taleb	KSA	9 DEC 1998	55.67	55.67		

Qualification: First 3 in each heat (Q) and the next 4 fastest (q) advance to the Semifinal

Legend:

PB Personal Best **SB** Season Best



RESULTS

成績

CORRECTED
24 AUG 19:42

WORLD RECORD	46.78	YOUNG Kevin	USA	Barcelona (ESP)	6 AUG 1992
UNIVERSIADE RECORD	48.09	MYBURGH Alwyn	RSA	Beijing (CHN)	31 AUG 2001

HEAT 1 Start Time: 10:30

Rk	Bib	Name	NUSF Code	Date of Birth	Lane	Reaction Time	Result
1	877	DOBEK Patryk	POL	13 FEB 1994	4	0.166	50.14 Q
2	14	LAHOULOU Abdelmalik	ALG	7 MAY 1992	6	0.186	50.80 Q
3	275	MUELLER Vit	CZE	31 AUG 1996	3	0.197	50.95 Q
4	784	ARTS Jesper Carlo Ma	NED	2 APR 1992	7	0.188	50.99 q SB
5	78	HUFNAGL Dominik	AUT	10 JAN 1997	8	0.154	51.24 q
6	1043	OLIDURAGE Ishan Lahiru Ar	SRI	16 APR 1995	5	0.140	54.87

HEAT 2 Start Time: 10:36

Rk	Bib	Name	NUSF Code	Date of Birth	Lane	Reaction Time	Result
1	1054	BRAND Dany Andreas	SUI	23 FEB 1996	5	0.173	50.78 Q
2	25	RUGGERI Guillermo Manue	ARG	26 MAR 1992	3	0.196	50.91 Q
3	1153	YU Chia-Hsuan	TPE	22 JAN 1995	7	0.163	51.46 Q
4	1003	HRIBARSEK Peter	SLO	17 NOV 1992	6	0.162	53.59
5	700	RAAD Ragheb	LBN	29 NOV 1995	4	0.229	1:04.12
	162	MAC NEILL Gregory Scott W	CAN	15 APR 1992	8	0.208	DQ R 168.7a

HEAT 3 Start Time: 10:42

Rk	Bib	Name	NUSF Code	Date of Birth	Lane	Reaction Time	Result
1	1129	CHEN Chieh	TPE	8 MAY 1992	4	0.193	49.82 Q
2	529	BENCOSME DE LEON Jose Reynaldo	ITA	16 MAY 1992	8	0.194	50.45 Q
3	1059	MFOMKPA Alain Herve	SUI	4 JUN 1996	6	0.170	50.76 Q PB
4	510	BYRNE Paul	IRL	18 APR 1990	5	0.167	51.06 q
5	611	KONDRATYEV Igor	KAZ	23 JAN 1991	3	0.277	53.48
6	298	JOHANSEN Martin Brueckne	DEN	3 JAN 1995	7	0.160	55.76

HEAT 4 Start Time: 10:48

Rk	Bib	Name	NUSF Code	Date of Birth	Lane	Reaction Time	Result
1	402	PAUL Jacob Aaron	GBR	6 FEB 1995	8	0.175	51.38 Q
2	570	KAJIKI Ryo	JPN	8 DEC 1995	3	0.210	51.73 Q
3	9	BOUKMOUCHE Saber	ALG	20 APR 1992	4	0.215	51.88 Q
4	24	RODRIGUEZ BALDIVIEZ Jaime	ARG	18 JUL 1992	7	0.208	52.10
5	272	JURANEK Martin	CZE	13 MAR 1991	5	0.188	52.28
6	1004	JAMNIK Jan	SLO	18 JAN 1996	6	0.172	53.81



RESULTS

成績

CORRECTED
24 AUG 19:42

WORLD RECORD	46.78	YOUNG Kevin	USA	Barcelona (ESP)	6 AUG 1992
UNIVERSIADE RECORD	48.09	MYBURGH Alwyn	RSA	Beijing (CHN)	31 AUG 2001

HEAT 5 Start Time: 10:54

Rk	Bib	Name	NUSF Code	Date of Birth	Lane	Reaction Time	Result
1	782	MARITZ Johannes Gerhar	NAM	20 DEC 1990	6	0.187	50.66 Q
2	358	MOEROE Santtu Oskari	FIN	31 JAN 1993	3	0.159	50.93 Q
3	331	JAGOR Jaak-Heinrich	EST	11 MAY 1990	7	0.175	51.24 Q
4	951	HAMMAN Leroux	RSA	6 JAN 1992	2	0.183	51.60 q
5	256	DRUMMOND HERNANDEZ Gerald David	CRC	5 SEP 1994	5	0.206	52.22
6	1075	BOTTLIK Jakub	SVK	30 MAR 1994	8	0.206	52.57
7	860	HENDERSON Connor Alexande	PHI	2 OCT 1992	4	0.198	54.42

HEAT 6 Start Time: 11:00

Rk	Bib	Name	NUSF Code	Date of Birth	Lane	Reaction Time	Result
1	965	PRETORIUS Johanneslodewic	RSA	26 JAN 1994	2	0.162	50.28 Q
2	320	SANTOS AQUINO Juander	DOM	7 MAY 1995	4	0.179	50.37 Q
3	610	KOBLOV Dmitriy	KAZ	30 NOV 1992	5	0.159	50.61 Q SB
4	128	LANGOWSKI TEREZAN Artur	BRA	8 MAY 1991	7	0.176	50.69 q
5	205	SEPULVEDA SANDOVAL Alfredo Emilio	CHI	3 AUG 1993	3	0.185	51.08 q
6	648	HWANG Hyeonu	KOR	30 JUN 1994	6	0.191	52.37
7	673	ALSHALATI Mohammed Taleb	KSA	9 DEC 1998	8	0.196	56.24

Qualification: First 3 in each heat (Q) and the next 6 fastest (q) advance to the Semifinal

Weather conditions at the beginning of the 1st heat

Temperature: 37°C Humidity: 75% Conditions: Partly cloudy

Note:
IAAF Rule 168.7a - Trailing leg

Legend:	DQ Disqualified	PB Personal Best	Q Qualified by place	q Qualified by time
	R IAAF rule	Rk Rank	SB Season Best	



TAIPEI STADIUM
臺北田徑場

TAIPEI 2017 THU 周四
29th SUMMER UNIVERSIADE 24 AUG 2017
10:30

ATHLETICS
田徑

MEN'S 400M HURDLES
男子400公尺跨欄

ROUND 1



RESULTS SUMMARY

賽況概要

CORRECTED
24 AUG 19:42

WORLD RECORD	46.78 YOUNG Kevin	USA Barcelona (ESP)	6 AUG 1992
UNIVERSIADE RECORD	48.09 MYBURGH Alwyn	RSA Beijing (CHN)	31 AUG 2001

Rank	Bib	Name	NUSF Code	Heat	Lane	Position	Time	
1	1129	CHEN Chieh	TPE	3	4	1	49.82	Q
2	877	DOBEK Patryk	POL	1	4	1	50.14	Q
3	965	PRETORIUS Johanneslodewic	RSA	6	2	1	50.28	Q
4	320	SANTOS AQUINO Juander	DOM	6	4	2	50.37	Q
5	529	BENCOSME DE LEON Jose Reynaldo	ITA	3	8	2	50.45	Q
6	610	KOBLOV Dmitriy	KAZ	6	5	3	50.61	Q SB
7	782	MARITZ Johannes Gerhar	NAM	5	6	1	50.66	Q
8	128	LANGOWSKI TEREZAN Artur	BRA	6	7	4	50.69	q
9	1059	MFOMKPA Alain Herve	SUI	3	6	3	50.76	Q PB
10	1054	BRAND Dany Andreas	SUI	2	5	1	50.78	Q
11	14	LAHOULOU Abdelmalik	ALG	1	6	2	50.80	Q
12	25	RUGGERI Guillermo Manue	ARG	2	3	2	50.91	Q
13	358	MOEROE Santtu Oskari	FIN	5	3	2	50.93	Q
14	275	MUELLER Vit	CZE	1	3	3	50.95	Q
15	784	ARTS Jesper Carlo Ma	NED	1	7	4	50.99	q SB
16	510	BYRNE Paul	IRL	3	5	4	51.06	q
17	205	SEPULVEDA SANDOVAL Alfredo Emilio	CHI	6	3	5	51.08	q
18	331	JAGOR Jaak-Heinrich	EST	5	7	3	51.24	Q
18	78	HUFNAGL Dominik	AUT	1	8	5	51.24	q
20	402	PAUL Jacob Aaron	GBR	4	8	1	51.38	Q
21	1153	YU Chia-Hsuan	TPE	2	7	3	51.46	Q
22	951	HAMMAN Leroux	RSA	5	2	4	51.60	q
23	570	KAJIKI Ryo	JPN	4	3	2	51.73	Q
24	9	BOUKMOUCHE Saber	ALG	4	4	3	51.88	Q
25	24	RODRIGUEZ BALDIVIEZ Jaime	ARG	4	7	4	52.10	
26	256	DRUMMOND HERNANDEZ Gerald David	CRC	5	5	5	52.22	
27	272	JURANEK Martin	CZE	4	5	5	52.28	
28	648	HWANG Hyeonu	KOR	6	6	6	52.37	
29	1075	BOTTLIK Jakub	SVK	5	8	6	52.57	
30	611	KONDRATYEV Igor	KAZ	3	3	5	53.48	
31	1003	HRIBARSEK Peter	SLO	2	6	4	53.59	
32	1004	JAMNIK Jan	SLO	4	6	6	53.81	
33	860	HENDERSON Connor Alexande	PHI	5	4	7	54.42	
34	1043	OLIDURAGE Ishan Lahiru Ar	SRI	1	5	6	54.87	
35	298	JOHANSEN Martin Brueckne	DEN	3	7	6	55.76	
36	673	ALSHALATI Mohammed Taleb	KSA	6	8	7	56.24	
37	700	RAAD Ragheb	LBN	2	4	5	1:04.12	
	162	MAC NEILL Gregory Scott W	CAN	2	8			DQ R 168.7a

Qualification: First 3 in each heat (Q) and the next 6 fastest (q) advance to the Semifinal

Note:
IAAF Rule 168.7a - Trailing leg

Legend:
DQ Disqualified
R IAAF rule
PB Personal Best
SB Season Best
Q Qualified by place
q Qualified by time



START LIST

出場名單

WORLD RECORD	46.78	YOUNG Kevin	USA	Barcelona (ESP)	6 AUG 1992
UNIVERSIADE RECORD	48.09	MYBURGH Alwyn	RSA	Beijing (CHN)	31 AUG 2001

SEMIFINAL 1 17:45

Lane	Bib	Name	NUSF Code	Date of Birth	PB	SB	Result	Rank
1	78	HUFNAGL Dominik	AUT	10 JAN 1997	50.93	50.93		
2	784	ARTS Jesper Carlo Ma	NED	2 APR 1992	50.23	50.99		
3	1054	BRAND Dany Andreas	SUI	23 FEB 1996	49.14	49.14		
4	877	DOBEK Patryk	POL	13 FEB 1994	48.40	49.78		
5	358	MOEROE Santtu Oskari	FIN	31 JAN 1993	49.04	50.38		
6	529	BENCOSME DE LEON J	ITA	16 MAY 1992	49.33	49.33		
7	1153	YU Chia-Hsuan	TPE	22 JAN 1995	49.93	49.93		
8	275	MUELLER Vit	CZE	31 AUG 1996	49.92	49.92		

SEMIFINAL 2 17:51

Lane	Bib	Name	NUSF Code	Date of Birth	PB	SB	Result	Rank
1	510	BYRNE Paul	IRL	18 APR 1990	50.03	50.03		
2	205	SEPULVEDA SANDOV A	CHI	3 AUG 1993	49.86	49.86		
3	965	PRETORIUS Johanneslodewic	RSA	26 JAN 1994	49.28	49.28		
4	782	MARITZ Johannes Gerhar	NAM	20 DEC 1990	49.48	49.48		
5	14	LAHOULOU Abdelmalik	ALG	7 MAY 1992	48.62	48.84		
6	25	RUGGERI Guillermo Manue	ARG	26 MAR 1992	49.72	49.72		
7	331	JAGOR Jaak-Heinrich	EST	11 MAY 1990	49.37	49.38		
8	1059	MFOMKPA Alain Herve	SUI	4 JUN 1996	50.76	50.76		

SEMIFINAL 3 17:57

Lane	Bib	Name	NUSF Code	Date of Birth	PB	SB	Result	Rank
1	128	LANGOWSKI TEREZAN Artur	BRA	8 MAY 1991	49.73	49.86		
2	951	HAMMAN Leroux	RSA	6 JAN 1992	49.24	49.35		
3	402	PAUL Jacob Aaron	GBR	6 FEB 1995	49.49	49.49		
4	1129	CHEN Chieh	TPE	8 MAY 1992	49.05	49.54		
5	320	SANTOS AQUINO Juander	DOM	7 MAY 1995	48.59	48.59		
6	570	KAJIKI Ryo	JPN	8 DEC 1995	49.33	49.33		
7	610	KOBLOV Dmitriy	KAZ	30 NOV 1992	49.39	50.61		
8	9	BOUKMOUCHE Saber	ALG	20 APR 1992	49.43	50.20		

Qualification: First 2 in each heat (Q) and the next 2 fastest (q) advance to the Final

Legend:

PB Personal Best **SB** Season Best





TAIPEI STADIUM
臺北田徑場

TAIPEI 2017 FRI 周五
29th SUMMER UNIVERSIADE 25 AUG 2017
17:45

ATHLETICS
田徑

MEN'S 400M HURDLES
男子400公尺跨欄

SEMIFINAL



RESULTS SUMMARY

賽況概要

WORLD RECORD	46.78 YOUNG Kevin	USA Barcelona (ESP)	6 AUG 1992
UNIVERSIADE RECORD	48.09 MYBURGH Alwyn	RSA Beijing (CHN)	31 AUG 2001

Rank	Bib	Name	NUSF Code	Heat	Lane	Position	Time	
1	320	SANTOS AQUINO Juander	DOM	3	5	1	49.31	Q
2	1129	CHEN Chieh	TPE	3	4	2	49.37	Q SB
3	331	JAGOR Jaak-Heinrich	EST	2	7	1	49.55	Q
4	14	LAHOULOU Abdelmalik	ALG	2	5	2	49.62	Q
5	965	PRETORIUS Johanneslodewic	RSA	2	3	3	49.69	q
6	877	DOBEK Patryk	POL	1	4	1	49.77	Q SB
7	529	BENCOSME DE LEON Jose Reynaldo	ITA	1	6	2	50.01	Q
8	1054	BRAND Dany Andreas	SUI	1	3	3	50.06	q
9	402	PAUL Jacob Aaron	GBR	3	3	3	50.37	
10	25	RUGGERI Guillermo Manue	ARG	2	6	4	50.54	
11	782	MARITZ Johannes Gerhar	NAM	2	4	5	50.59	
12	610	KOBLOV Dmitriy	KAZ	3	7	4	50.84	
13	1059	MFOMKPA Alain Herve	SUI	2	8	6	50.97	
14	570	KAJIKI Ryo	JPN	3	6	5	50.99	
15	358	MOEROE Santtu Oskari	FIN	1	5	4	51.04	
16	951	HAMMAN Leroux	RSA	3	2	6	51.18	
17	510	BYRNE Paul	IRL	2	1	7	51.31	
18	275	MUELLER Vit	CZE	1	8	5	51.46	
19	9	BOUKMOUCHE Saber	ALG	3	8	7	51.63	
20	128	LANGOWSKI TEREZAN Artur	BRA	3	1	8	51.89	
21	205	SEPULVEDA SANDOVAL Alfredo Emilio	CHI	2	2	8	52.26	
22	78	HUFNAGL Dominik	AUT	1	1	6	52.29	
23	1153	YU Chia-Hsuan	TPE	1	7	7	52.43	
24	784	ARTS Jesper Carlo Ma	NED	1	2	8	52.94	

Qualification: First 2 in each heat (Q) and the next 2 fastest (q) advance to the Final

Legend:	Q Qualified by place	q Qualified by time	SB Season Best
----------------	-----------------------------	----------------------------	-----------------------






RESULT BOOK

29TH Summer Universiade Taipei 2017



Athletics

Men's 400m





MEDALLISTS

獎牌得主

Medal	Name	NUSF
GOLD	SANTOS AQUINO Luguelin Miguel	DOM - Dominican Republic
SILVER	LESCAY PARDO Yoandys Alberto	CUB - Cuba
BRONZE	OMELKO Rafal Konrad	POL - Poland



START LIST

出場名單

WORLD RECORD	43.03	van NIEKERK Wayde	RSA	Río de Janeiro (BRA)	14 AUG 2016
UNIVERSIADE RECORD	44.81	CHUKWU Clement	NGR	Catania (ITA)	30 AUG 1997

HEAT 1 9:30

Lane	Bib	Name	NUSF Code	Date of Birth	PB	SB	Result	Rank
2	711	PACEVICIUS Rokas	LTU	10 MAY 1995	47.63	47.63		
3	994	TAN Zong Yang	SGP	11 JUN 1994	48.93	49.27		
4	614	LITVIN Mikhail	KAZ	5 JAN 1996	46.08	47.59		
5	887	OMELKO Rafal Konrad	POL	16 JAN 1989	45.14	45.23		
6	145	SAWADOGO Bienvenu Wendla	BUR	31 DEC 1995	46.85	46.85		
7	279	TESAR Jan	CZE	26 MAR 1990	45.73	46.84		

HEAT 2 9:36

Lane	Bib	Name	NUSF Code	Date of Birth	PB	SB	Result	Rank
2	659	LIM Hyoungbin	KOR	3 JUN 1997	47.72	47.72		
3	1149	YANG Lung-Hsiang	TPE	13 SEP 1996	46.73	46.73		
4	1035	DISANAYAKA MUDIY C	SRI	28 MAR 1993	49.29	49.29		
5	321	SANTOS AQUINO Luguelin Miguel	DOM	12 NOV 1992	44.91	45.32		
6	1057	LUTZ Silvan	SUI	17 OCT 1990	46.86	46.86		
7	494	MALIK Pankaj	IND	3 JUL 1998	47.10	47.54		
8	636	OLUMBE Isaac Okelo	KEN	2 JUN 1990	48.07	49.11		

HEAT 3 9:42

Lane	Bib	Name	NUSF Code	Date of Birth	PB	SB	Result	Rank
2	1126	USMANOV Shukhrat	TJK	9 OCT 1994	47.71	48.98		
3	1175	ALFRED Darren Quaw	TTO	28 AUG 1996	46.73	46.73		
4	617	SOKOLOV Andrey	KAZ	21 JAN 1995	47.19	47.76		
5	1053	ANGELELLA Daniele Ademore	SUI	12 MAR 1991	46.88	46.88		
6	1208	BINGI Daniel	UGA	2 APR 1990	47.21	47.54		
7	1288	CHABALA Obrey	ZAM	12 MAY 1997	49.48	49.48		
8	574	KITAGAWA Takamasu	JPN	5 SEP 1996	45.48	45.48		

HEAT 4 9:48

Lane	Bib	Name	NUSF Code	Date of Birth	PB	SB	Result	Rank
2	219	YANG Zeping	CHN	3 APR 1994	47.26	47.42		
3	1290	SHIMUKOWA Charles	ZAM	21 JAN 1995	46.68	46.68		
4	1004	JAMNIK Jan	SLO	18 JAN 1996	48.95	48.95		
5	849	SADAT Umar	PAK	16 FEB 1995	47.80	47.80		
6	339	UETSMUETS Sten	EST	20 JUL 1994	48.13	49.48		
7	539	RE Davide	ITA	16 MAR 1993	45.41	45.56		
8	1299	CLARKE Jordan Shaquill	USA	17 FEB 1994	46.90	46.90		



START LIST

出場名單

WORLD RECORD	43.03	van NIEKERK Wayde	RSA	Río de Janeiro (BRA)	14 AUG 2016
UNIVERSIADE RECORD	44.81	CHUKWU Clement	NGR	Catania (ITA)	30 AUG 1997

HEAT 5 9:54

Lane	Bib	Name	NUSF Code	Date of Birth	PB	SB	Result	Rank
2	1181	ALTINTAS Batuhan	TUR	28 APR 1996	45.85	45.85		
3	464	CHANCE Arinze Nkosi Ka	GUY	20 JAN 1996	46.81	46.92		
4	855	IRIARTE ARFINENGO Luis Adrian	PER	18 APR 1997	48.80	48.80		
5	1300	MAHNASHI Mohammed	KSA		49.20	49.50		
6	734	ARON Anchois	MAS	11 MAR 1993	48.03	48.03		
7	265	LESCAY PARDO Yoandys Alberto	CUB	5 JAN 1994	45.00	46.51		
8	1078	DANAC Denis	SVK	6 MAY 1993	47.35	47.35		

HEAT 6 10:00

Lane	Bib	Name	NUSF Code	Date of Birth	PB	SB	Result	Rank
2	839	AL GHEILANI Usama Abdul Rah	OMA	14 APR 1994	47.54	48.13		
3	448	AGYEMANG Duncan Nuakoh	GHA	6 MAY 1993	47.22	47.22		
4	533	CORSA Daniele	ITA	1 JAN 1996	46.01	46.01		
5	783	NARIB Gideon Ernst	NAM	27 MAY 1990	46.17	46.50		
6	319	CHARLES Luis Enrique	DOM	3 DEC 1998	47.01	47.01		
7	736	KWONG Kar Jun	MAS	24 APR 1995	47.64	48.64		
8	297	JENSEN Rasmus	DEN	17 SEP 1995	48.15	49.53		

HEAT 7 10:06

Lane	Bib	Name	NUSF Code	Date of Birth	PB	SB	Result	Rank
2	1045	WIJESUNDARA MUDI S	SRI	3 AUG 1993	48.00	48.63		
3	696	CHATILA Malek	LBN	8 APR 1996	49.55	49.55		
4	492	JACOB Amoj	IND	2 MAY 1998	46.05	46.05		
5	7	BEKAR Mohamed Islem	ALG	1 AUG 1993	47.02	47.02		
6	963	NENE Zakithi Busani	RSA	2 APR 1998	46.41	46.41		
7	838	AL BUSAIDI Othman Ali Hila	OMA	5 JAN 1992	47.04	47.30		
8	1213	OKOT Benson	UGA	31 DEC 1996	48.23	48.23		

HEAT 8 10:12

Lane	Bib	Name	NUSF Code	Date of Birth	PB	SB	Result	Rank
1	157	GEORGE Nathaniel Keena	CAN	7 JAN 1994	45.94	46.33		
2	110	MESHACK Clifton Kagisa	BOT	27 DEC 1996	47.14	47.14		
3	212	LI Runyu	CHN	29 DEC 1994	46.61	47.06		
4	330	GOROSKO Jakob	EST	3 OCT 1992	48.03	49.58		
5	675	BALI Musaad Ahmed H	KSA	10 SEP 1994	50.56	51.40		
6	260	RUZIC Mateo	CRO	16 AUG 1994	46.13	46.13		
7	801	OGBUKWO Mmaduabuchi She	NGR	7 APR 1999	48.37	48.37		
8	567	ABUALHUMMOS Abdelrahman	JOR	17 JAN 1994	48.26	48.26		



START LIST

出場名單

WORLD RECORD	43.03	van NIEKERK Wayde	RSA	Río de Janeiro (BRA)	14 AUG 2016
UNIVERSIADE RECORD	44.81	CHUKWU Clement	NGR	Catania (ITA)	30 AUG 1997

HEAT 9 10:18

Lane	Bib	Name	NUSF Code	Date of Birth	PB	SB	Result	Rank
1	680	IEVINS Ilvars	LAT	23 FEB 1995	49.80	49.80		
2	1005	KNAP Kristof	SLO	25 JUN 1991	49.45	50.08		
3	878	DUSZYNSKI Kajetan Patryk	POL	12 MAY 1995	46.33	46.33		
4	797	AKINKUOWO Ayodeji Oluwato	NGR	16 SEP 1998	48.37	48.37		
5	151	AYESU ATTAH Benjamin Kweku	CAN	28 APR 1993	46.20	46.27		
6	295	HARTLING Johan Nicolai T	DEN	17 JAN 1994	47.04	48.35		
7	1301	MBENGUE Ibrahima	SEN	2 JAN 1991	46.80	47.10		
8	997	KAMARA Alimamy Harry	SLE	2 MAY 1992	47.09	47.09		

Qualification: First 2 in each heat (Q) and the next 6 fastest (q) advance to the Semifinal

Legend:

PB Personal Best **SB** Season Best



RESULTS

成績

WORLD RECORD	43.03	van NIEKERK	Wayde	RSA	Río de Janeiro (BRA)	14 AUG 2016
UNIVERSIADE RECORD	44.81	CHUKWU	Clement	NGR	Catania (ITA)	30 AUG 1997

HEAT 1 Start Time: 9:30

Rk	Bib	Name	NUSF Code	Date of Birth	Lane	Reaction Time	Result
1	887	OMELKO Rafal Konrad	POL	16 JAN 1989	5	0.196	46.77 Q
2	614	LITVIN Mikhail	KAZ	5 JAN 1996	4	0.233	46.92 Q SB
3	279	TESAR Jan	CZE	26 MAR 1990	7	0.205	47.22 q
4	145	SAWADOGO Bienvenu Wendla	BUR	31 DEC 1995	6	0.148	47.69 q
5	711	PACEVICIUS Rokas	LTU	10 MAY 1995	2	0.187	48.27
6	994	TAN Zong Yang	SGP	11 JUN 1994	3	0.179	49.25 SB

HEAT 2 Start Time: 9:36

Rk	Bib	Name	NUSF Code	Date of Birth	Lane	Reaction Time	Result
1	321	SANTOS AQUINO Luguelin Miguel	DOM	12 NOV 1992	5	0.167	47.34 Q
2	1057	LUTZ Silvan	SUI	17 OCT 1990	6	0.167	47.40 Q
3	1149	YANG Lung-Hsiang	TPE	13 SEP 1996	3	0.217	47.95
4	494	MALIK Pankaj	IND	3 JUL 1998	7	0.190	49.61
5	636	OLUMBE Isaac Okelo	KEN	2 JUN 1990	8	0.208	49.66
6	659	LIM Hyoungbin	KOR	3 JUN 1997	2	0.212	49.97
7	1035	DISANAYAKA MUDIY C	SRI	28 MAR 1993	4	0.261	50.02

HEAT 3 Start Time: 9:42

Rk	Bib	Name	NUSF Code	Date of Birth	Lane	Reaction Time	Result
1	1175	ALFRED Darren Quaw	TTO	28 AUG 1996	3	0.194	47.18 Q
2	1053	ANGELELLA Daniele Ademore	SUI	12 MAR 1991	5	0.146	47.34 Q
3	574	KITAGAWA Takamasa	JPN	5 SEP 1996	8	0.163	47.85
4	617	SOKOLOV Andrey	KAZ	21 JAN 1995	4	0.217	48.19
5	1208	BINGI Daniel	UGA	2 APR 1990	6	0.210	48.57
6	1288	CHABALA Obrey	ZAM	12 MAY 1997	7	0.160	49.80
7	1126	USMANOV Shukhrat	TJK	9 OCT 1994	2	0.201	54.59

HEAT 4 Start Time: 9:48

Rk	Bib	Name	NUSF Code	Date of Birth	Lane	Reaction Time	Result
1	539	RE Davide	ITA	16 MAR 1993	7	0.182	47.87 Q
2	1299	CLARKE Jordan Shaquill	USA	17 FEB 1994	8	0.176	48.02 Q
3	1290	SHIMUKOWA Charles	ZAM	21 JAN 1995	3	0.176	48.72
4	219	YANG Zeping	CHN	3 APR 1994	2	0.245	49.03
5	339	UETSMUETS Sten	EST	20 JUL 1994	6	0.182	49.20 SB
6	849	SADAT Umar	PAK	16 FEB 1995	5	0.206	49.27
7	1004	JAMNIK Jan	SLO	18 JAN 1996	4	0.164	50.19



RESULTS

成績

WORLD RECORD	43.03	van NIEKERK Wayde	RSA	Río de Janeiro (BRA)	14 AUG 2016
UNIVERSIADE RECORD	44.81	CHUKWU Clement	NGR	Catania (ITA)	30 AUG 1997

HEAT 5 Start Time: 9:54

Rk	Bib	Name	NUSF Code	Date of Birth	Lane	Reaction Time	Result
1	265	LESCAY PARDO Yoandys Alberto	CUB	5 JAN 1994	7	0.308	47.06 Q
2	1078	DANAC Denis	SVK	6 MAY 1993	8	0.169	47.50 Q
3	1181	ALTINTAS Batuhan	TUR	28 APR 1996	2	0.152	47.59 q
4	734	ARON Anchois	MAS	11 MAR 1993	6	0.156	48.56
5	1300	MAHNASHI Mohammed	KSA		5	0.201	49.22 SB
6	855	IRIARTE ARFINENGO Luis Adrian	PER	18 APR 1997	4	0.179	50.05
	464	CHANCE Arinze Nkosi Ka	GUY	20 JAN 1996	3		DNS

HEAT 6 Start Time: 10:00

Rk	Bib	Name	NUSF Code	Date of Birth	Lane	Reaction Time	Result
1	319	CHARLES Luis Enrique	DOM	3 DEC 1998	6	0.181	47.42 Q
2	533	CORSA Daniele	ITA	1 JAN 1996	4	0.187	47.97 Q
3	448	AGYEMANG Duncan Nuakoh	GHA	6 MAY 1993	3	0.169	48.53
4	736	KWONG Kar Jun	MAS	24 APR 1995	7	0.180	48.65
5	839	AL GHEILANI Usama Abdul Rah	OMA	14 APR 1994	2	0.158	50.04
6	297	JENSEN Rasmus	DEN	17 SEP 1995	8	0.171	52.63
	783	NARIB Gideon Ernst	NAM	27 MAY 1990	5		DNS

HEAT 7 Start Time: 10:06

Rk	Bib	Name	NUSF Code	Date of Birth	Lane	Reaction Time	Result
1	963	NENE Zakithi Busani	RSA	2 APR 1998	6	0.167	46.97 Q
2	838	AL BUSAIDI Othman Ali Hila	OMA	5 JAN 1992	7	0.193	47.05 Q SB
5	1213	OKOT Benson	UGA	31 DEC 1996	8	0.196	48.87
6	1045	WIJESUNDARA MUDI S	SRI	3 AUG 1993	2	0.174	49.06
7	696	CHATILA Malek	LBN	8 APR 1996	3	0.189	51.08
4	7	BEKAR Mohamed Islem	ALG	1 AUG 1993	5	0.207	DQ R 163.3a
3	492	JACOB Amoj	IND	2 MAY 1998	4	0.157	DQ R 163.3a

HEAT 8 Start Time: 10:12

Rk	Bib	Name	NUSF Code	Date of Birth	Lane	Reaction Time	Result
1	157	GEORGE Nathaniel Keena	CAN	7 JAN 1994	1	0.230	46.91 Q
2	260	RUZIC Mateo	CRO	16 AUG 1994	6	0.170	46.93 Q
3	212	LI Runyu	CHN	29 DEC 1994	3	0.165	47.14 q
4	110	MESHACK Clifton Kagisa	BOT	27 DEC 1996	2	0.202	48.03
5	567	ABUALHUMMOS Abdelrahman	JOR	17 JAN 1994	8	0.179	48.16 PB
6	330	GOROSKO Jakob	EST	3 OCT 1992	4	0.233	49.81
7	675	BALI Musaad Ahmed H	KSA	10 SEP 1994	5	0.269	51.53
	801	OGBUKWO Mmaduabuchi She	NGR	7 APR 1999	7		DNS



RESULTS

成績

WORLD RECORD	43.03	van NIEKERK Wayde	RSA	Río de Janeiro (BRA)	14 AUG 2016
UNIVERSIADE RECORD	44.81	CHUKWU Clement	NGR	Catania (ITA)	30 AUG 1997

HEAT 9 Start Time: 10:18

Rk	Bib	Name	NUSF Code	Date of Birth	Lane	Reaction Time	Result
1	878	DUSZYNSKI Kajetan Patryk	POL	12 MAY 1995	3	0.179	47.57 Q
2	151	AYESU ATTAH Benjamin Kweku	CAN	28 APR 1993	5	0.188	47.65 Q
3	1301	MBENGUE Ibrahima	SEN	2 JAN 1991	7	0.249	47.69 q
4	797	AKINKUOWO Ayodeji Oluwato	NGR	16 SEP 1998	4	0.248	47.71 q PB
5	1005	KNAP Kristof	SLO	25 JUN 1991	2	0.179	50.83
6	680	IEVINS Ilvars	LAT	23 FEB 1995	1	0.147	51.65
	295	HARTLING Johan Nicolai T	DEN	17 JAN 1994	6	0.221	DNF
	997	KAMARA Alimamy Harry	SLE	2 MAY 1992	8		DNS

Qualification: First 2 in each heat (Q) and the next 6 fastest (q) advance to the Semifinal

Note:
IAAF Rule 163.3a - Lane infringement

Legend:							
DNF	Did not Finish	DNS	Did not Start	DQ	Disqualified	PB	Personal Best
q	Qualified by time	Q	Qualified by place	R	IAAF rule	Rk	Rank
SB	Season Best						



TAIPEI STADIUM
臺北田徑場

TAIPEI 2017 WED 周三
29th SUMMER UNIVERSIADE 23 AUG 2017
9:30

ATHLETICS
田徑

MEN'S 400M
男子400公尺

ROUND 1



RESULTS SUMMARY

賽況概要

WORLD RECORD	43.03	van NIEKERK Wayde	RSA	Río de Janeiro (BRA)	14 AUG 2016
UNIVERSIADE RECORD	44.81	CHUKWU Clement	NGR	Catania (ITA)	30 AUG 1997

Rank	Bib	Name	NUSF Code	Heat	Lane	Position	Time	
1	887	OMELKO Rafal Konrad	POL	1	5	1	46.77	Q
2	157	GEORGE Nathaniel Keena	CAN	8	1	1	46.91	Q
3	614	LITVIN Mikhail	KAZ	1	4	2	46.92	Q SB
4	260	RUZIC Mateo	CRO	8	6	2	46.93	Q
5	963	NENE Zakithi Busani	RSA	7	6	1	46.97	Q
6	838	AL BUSAIDI Othman Ali Hila	OMA	7	7	2	47.05	Q SB
7	265	LESCAY PARDO Yoandys Alberto	CUB	5	7	1	47.06	Q
8	212	LI Runyu	CHN	8	3	3	47.14	q
9	1175	ALFRED Darren Quaw	TTO	3	3	1	47.18	Q
10	279	TESAR Jan	CZE	1	7	3	47.22	q
11	321	SANTOS AQUINO Luguelin Miguel	DOM	2	5	1	47.34	Q
11	1053	ANGELELLA Daniele Ademore	SUI	3	5	2	47.34	Q
13	1057	LUTZ Silvan	SUI	2	6	2	47.40	Q
14	319	CHARLES Luis Enrique	DOM	6	6	1	47.42	Q
15	1078	DANAC Denis	SVK	5	8	2	47.50	Q
16	878	DUSZYNSKI Kajetan Patryk	POL	9	3	1	47.57	Q
17	1181	ALTINTAS Batuhan	TUR	5	2	3	47.59	q
18	151	AYESU ATTAH Benjamin Kweku	CAN	9	5	2	47.65	Q
19	145	SAWADOGO Bienvenu Wendla	BUR	1	6	4	47.69	q
19	1301	MBENGUE Ibrahima	SEN	9	7	3	47.69	q
21	797	AKINKUOWO Ayodeji Oluwato	NGR	9	4	4	47.71	q PB
22	574	KITAGAWA Takamasa	JPN	3	8	3	47.85	
23	539	RE Davide	ITA	4	7	1	47.87	Q
24	1149	YANG Lung-Hsiang	TPE	2	3	3	47.95	
25	533	CORSA Daniele	ITA	6	4	2	47.97	Q
26	1299	CLARKE Jordan Shaquill	USA	4	8	2	48.02	Q
27	110	MESHACK Clifton Kagisa	BOT	8	2	4	48.03	
28	567	ABUALHUMMOS Abdelrahman	JOR	8	8	5	48.16	PB
29	617	SOKOLOV Andrey	KAZ	3	4	4	48.19	
30	711	PACEVICIUS Rokas	LTU	1	2	5	48.27	
31	448	AGYEMANG Duncan Nuakoh	GHA	6	3	3	48.53	
32	734	ARON Anchois	MAS	5	6	4	48.56	
33	1208	BINGI Daniel	UGA	3	6	5	48.57	
34	736	KWONG Kar Jun	MAS	6	7	4	48.65	
35	1290	SHIMUKOWA Charles	ZAM	4	3	3	48.72	
36	1213	OKOT Benson	UGA	7	8	5	48.87	
37	219	YANG Zeping	CHN	4	2	4	49.03	
38	1045	WIJESUNDARA MUDI S	SRI	7	2	6	49.06	
39	339	UETSMUETS Sten	EST	4	6	5	49.20	SB
40	1300	MAHNASHI Mohammed	KSA	5	5	5	49.22	SB
41	994	TAN Zong Yang	SGP	1	3	6	49.25	SB
42	849	SADAT Umar	PAK	4	5	6	49.27	
43	494	MALIK Pankaj	IND	2	7	4	49.61	
44	636	OLUMBE Isaac Okelo	KEN	2	8	5	49.66	
45	1288	CHABALA Obrey	ZAM	3	7	6	49.80	



RESULTS SUMMARY

賽況概要

WORLD RECORD	43.03	van NIEKERK Wayde	RSA	Río de Janeiro (BRA)	14 AUG 2016
UNIVERSIADE RECORD	44.81	CHUKWU Clement	NGR	Catania (ITA)	30 AUG 1997

Rank	Bib	Name	NUSF Code	Heat	Lane	Position	Time	
46	330	GOROSKO Jakob	EST	8	4	6	49.81	
47	659	LIM Hyoungbin	KOR	2	2	6	49.97	
48	1035	DISANAYAKA MUDIY C	SRI	2	4	7	50.02	
49	839	AL GHEILANI Usama Abdul Rah	OMA	6	2	5	50.04	
50	855	IRIARTE ARFINENGO Luis Adrian	PER	5	4	6	50.05	
51	1004	JAMNIK Jan	SLO	4	4	7	50.19	
52	1005	KNAP Kristof	SLO	9	2	5	50.83	
53	696	CHATILA Malek	LBN	7	3	7	51.08	
54	675	BALI Musaad Ahmed H	KSA	8	5	7	51.53	
55	680	IEVINS Ilvars	LAT	9	1	6	51.65	
56	297	JENSEN Rasmus	DEN	6	8	6	52.63	
57	1126	USMANOV Shukhrat	TJK	3	2	7	54.59	
	295	HARTLING Johan Nicolai T	DEN	9	6		DNF	
59	492	JACOB Amoj	IND	7	4	3	DQ	R 163.3a
60	7	BEKAR Mohamed Islem	ALG	7	5	4	DQ	R 163.3a
	464	CHANCE Arinze Nkosi Ka	GUY	5	3		DNS	
	997	KAMARA Alimamy Harry	SLE	9	8		DNS	
	783	NARIB Gideon Ernst	NAM	6	5		DNS	
	801	OGBUKWO Mmaduabuchi She	NGR	8	7		DNS	

Qualification: First 2 in each heat (Q) and the next 6 fastest (q) advance to the Semifinal

Note:
IAAF Rule 163.3a - Lane infringement

Legend:
DNF Did not Finish **DNS** Did not Start **DQ** Disqualified **PB** Personal Best
Q Qualified by place **q** Qualified by time **R** IAAF rule **SB** Season Best



START LIST

出場名單

WORLD RECORD	43.03	van NIEKERK	Wayde	RSA	Río de Janeiro (BRA)	14 AUG 2016
UNIVERSIADE RECORD	44.81	CHUKWU	Clement	NGR	Catania (ITA)	30 AUG 1997

SEMIFINAL 1 19:45

Lane	Bib	Name	NUSF Code	Date of Birth	PB	SB	Result	Rank
1	279	TESAR Jan	CZE	26 MAR 1990	45.73	46.84		
2	1301	MBENGUE Ibrahima	SEN	2 JAN 1991	46.80	47.10		
3	321	SANTOS AQUINO Luguélin Miguel	DOM	12 NOV 1992	44.91	45.32		
4	157	GEORGE Nathaniel Keena	CAN	7 JAN 1994	45.94	46.33		
5	260	RUZIC Mateo	CRO	16 AUG 1994	46.13	46.13		
6	878	DUSZYNSKI Kajetan Patryk	POL	12 MAY 1995	46.33	46.33		
7	533	CORSA Daniele	ITA	1 JAN 1996	46.01	46.01		
8	1057	LUTZ Silvan	SUI	17 OCT 1990	46.86	46.86		

SEMIFINAL 2 19:51

Lane	Bib	Name	NUSF Code	Date of Birth	PB	SB	Result	Rank
1	145	SAWADOGO Bienvenu Wendla	BUR	31 DEC 1995	46.85	46.85		
2	1181	ALTINTAS Batuhan	TUR	28 APR 1996	45.85	45.85		
3	265	LESCAY PARDO Yoandys Alberto	CUB	5 JAN 1994	45.00	46.51		
4	539	RE Davide	ITA	16 MAR 1993	45.41	45.56		
5	614	LITVIN Mikhail	KAZ	5 JAN 1996	46.08	46.92		
6	963	NENE Zakithi Busani	RSA	2 APR 1998	46.41	46.41		
7	151	AYESU ATTAH Benjamin Kweku	CAN	28 APR 1993	46.20	46.27		
8	1078	DANAC Denis	SVK	6 MAY 1993	47.35	47.35		

SEMIFINAL 3 19:57

Lane	Bib	Name	NUSF Code	Date of Birth	PB	SB	Result	Rank
1	212	LI Runyu	CHN	29 DEC 1994	46.61	47.06		
2	797	AKINKUOWO Ayodeji Oluwato	NGR	16 SEP 1998	47.71	47.71		
3	1175	ALFRED Darren Quaw	TTO	28 AUG 1996	46.73	46.73		
4	319	CHARLES Luis Enrique	DOM	3 DEC 1998	47.01	47.01		
5	887	OMELKO Rafal Konrad	POL	16 JAN 1989	45.14	45.23		
6	838	AL BUSAIDI Othman Ali Hila	OMA	5 JAN 1992	47.04	47.05		
7	1053	ANGELELLA Daniele Ademore	SUI	12 MAR 1991	46.88	46.88		
8	1299	CLARKE Jordan Shaquill	USA	17 FEB 1994	46.90	46.90		

Qualification: First 2 in each heat (Q) and the next 2 fastest (q) advance to the Final

Legend:

PB Personal Best **SB** Season Best



RESULTS

成績

WORLD RECORD	43.03	van NIEKERK Wayde	RSA	Río de Janeiro (BRA)	14 AUG 2016
UNIVERSIADE RECORD	44.81	CHUKWU Clement	NGR	Catania (ITA)	30 AUG 1997

SEMIFINAL 1 Start Time: 19:45

Rk	Bib	Name	NUSF Code	Date of Birth	Lane	Reaction Time	Result
1	321	SANTOS AQUINO Luguélin Miguel	DOM	12 NOV 1992	3	0.192	45.85 Q
2	878	DUSZYNSKI Kajetan Patryk	POL	12 MAY 1995	6	0.171	46.30 Q PB
3	157	GEORGE Nathaniel Keena	CAN	7 JAN 1994	4	0.223	46.47
4	533	CORSA Daniele	ITA	1 JAN 1996	7	0.175	46.56
5	279	TESAR Jan	CZE	26 MAR 1990	1	0.177	46.77 SB
6	1057	LUTZ Silvan	SUI	17 OCT 1990	8	0.173	46.89
7	260	RUZIC Mateo	CRO	16 AUG 1994	5	0.163	46.90
8	1301	MBENGUE Ibrahim	SEN	2 JAN 1991	2	0.208	47.61

SEMIFINAL 2 Start Time: 19:51

Rk	Bib	Name	NUSF Code	Date of Birth	Lane	Reaction Time	Result
1	265	LESCAY PARDO Yoandys Alberto	CUB	5 JAN 1994	3	0.293	46.02 Q SB
2	151	AYESU ATTAH Benjamin Kweku	CAN	28 APR 1993	7	0.172	46.23 Q SB
3	539	RE Davide	ITA	16 MAR 1993	4	0.180	46.32 q
4	614	LITVIN Mikhail	KAZ	5 JAN 1996	5	0.209	46.40 q SB
5	963	NENE Zakithi Busani	RSA	2 APR 1998	6	0.160	46.55
6	1181	ALTINTAS Batuhan	TUR	28 APR 1996	2	0.193	46.86
7	1078	DANAC Denis	SVK	6 MAY 1993	8	0.167	47.82
8	145	SAWADOGO Bienvenu Wendla	BUR	31 DEC 1995	1	0.156	48.15

SEMIFINAL 3 Start Time: 19:57

Rk	Bib	Name	NUSF Code	Date of Birth	Lane	Reaction Time	Result
1	887	OMELKO Rafal Konrad	POL	16 JAN 1989	5	0.199	46.73 Q
2	1175	ALFRED Darren Quaw	TTO	28 AUG 1996	3	0.199	47.15 Q
3	838	AL BUSAIDI Othman Ali Hila	OMA	5 JAN 1992	6	0.208	47.20
4	319	CHARLES Luis Enrique	DOM	3 DEC 1998	4	0.193	47.33
5	212	LI Runyu	CHN	29 DEC 1994	1	0.163	47.53
6	797	AKINKUOWO Ayodeji Oluwato	NGR	16 SEP 1998	2	0.271	47.75
7	1053	ANGELELLA Daniele Ademore	SUI	12 MAR 1991	7	0.150	47.75
8	1299	CLARKE Jordan Shaquill	USA	17 FEB 1994	8	0.150	47.76

Qualification: First 2 in each heat (Q) and the next 2 fastest (q) advance to the Final

Weather conditions at the beginning of the 1st heat

Temperature: 28°C Humidity: 84% Conditions: Partly cloudy

Legend:						
PB	Personal Best	Q	Qualified by place	q	Qualified by time	Rk Rank
SB	Season Best					



TAIPEI STADIUM
臺北田徑場

TAIPEI 2017 THU 周四
29th SUMMER UNIVERSIADE 24 AUG 2017
19:45

ATHLETICS
田徑

MEN'S 400M
男子400公尺

SEMIFINAL



RESULTS SUMMARY


賽況概要

WORLD RECORD	43.03	van NIEKERK	Wayde	RSA	Río de Janeiro (BRA)	14 AUG 2016
UNIVERSIADE RECORD	44.81	CHUKWU	Clement	NGR	Catania (ITA)	30 AUG 1997

Rank	Bib	Name	NUSF Code	Heat	Lane	Position	Time	
1	321	SANTOS AQUINO Luguélin Miguel	DOM	1	3	1	45.85	Q
2	265	LESCAY PARDO Yoandys Alberto	CUB	2	3	1	46.02	Q SB
3	151	AYESU ATTAH Benjamin Kweku	CAN	2	7	2	46.23	Q SB
4	878	DUSZYNSKI Kajetan Patryk	POL	1	6	2	46.30	Q PB
5	539	RE Davide	ITA	2	4	3	46.32	q
6	614	LITVIN Mikhail	KAZ	2	5	4	46.40	q SB
7	157	GEORGE Nathaniel Keena	CAN	1	4	3	46.47	
8	963	NENE Zakithi Busani	RSA	2	6	5	46.55	
9	533	CORSA Daniele	ITA	1	7	4	46.56	
10	887	OMELKO Rafal Konrad	POL	3	5	1	46.73	Q
11	279	TESAR Jan	CZE	1	1	5	46.77	SB
12	1181	ALTINTAS Batuhan	TUR	2	2	6	46.86	
13	1057	LUTZ Silvan	SUI	1	8	6	46.89	
14	260	RUZIC Mateo	CRO	1	5	7	46.90	
15	1175	ALFRED Darren Quaw	TTO	3	3	2	47.15	Q
16	838	AL BUSAIDI Othman Ali Hila	OMA	3	6	3	47.20	
17	319	CHARLES Luis Enrique	DOM	3	4	4	47.33	
18	212	LI Runyu	CHN	3	1	5	47.53	
19	1301	MBENGUE Ibrahima	SEN	1	2	8	47.61	
20	797	AKINKUOWO Ayodeji Oluwato	NGR	3	2	6	47.75	
20	1053	ANGELELLA Daniele Ademore	SUI	3	7	7	47.75	
22	1299	CLARKE Jordan Shaquill	USA	3	8	8	47.76	
23	1078	DANAC Denis	SVK	2	8	7	47.82	
24	145	SAWADOGO Bienvenu Wendla	BUR	2	1	8	48.15	

Qualification: First 2 in each heat (Q) and the next 2 fastest (q) advance to the Final

Legend:	PB Personal Best	Q Qualified by place	q Qualified by time	SB Season Best
----------------	-------------------------	-----------------------------	----------------------------	-----------------------






RESULT BOOK

29TH Summer Universiade Taipei 2017



Athletics

Men's 4x100m
Relay





MEDALLISTS

獎牌得主

Medal	NUSF	Name
GOLD	JPN - Japan	TANAKA Yusuke TADA Shuhei KITAGAWA Sho YAMASHITA Jun
SILVER	USA - United States of America	LEWIS III John Lee COLLINS Le Shon Jabre MARTIN Jacarias Terrez BURRELL Cameron Malik
BRONZE	TPE - Chinese Taipei	WEI Yi-Ching YANG Chun-Han CHENG Po-Yu CHEN Chia-Hsun



START LIST

出場名單

CORRECTED
27 AUG 10:52

WORLD RECORD	36.84	JAMAICA	JAM	London (GBR)	11 AUG 2012
UNIVERSIADE RECORD	38.42	ITALIA	ITA	Ciudad de Mexico (MEX)	13 SEP 1979

HEAT 1 11:25

Lane	NUSF Code	NUSF	National Record	Season Best	Result	Rank
2	SVK	SLOVAKIA		40.62		
3	SGP	SINGAPORE		40.34		
4	POL	POLAND				
5	KOR	REPUBLIC of KOREA		40.71		
6	AUS	AUSTRALIA		39.08		
7	SUI	SWITZERLAND		39.11		

HEAT 2 11:33

Lane	NUSF Code	NUSF	National Record	Season Best	Result	Rank
4	ARG	ARGENTINA				
5	TTO	TRINIDAD and TOBAGO		39.44		
6	UGA	UGANDA				
7	USA	UNITED STATES of AMERICA		38.34		
8	MEX	MEXICO		39.87		

HEAT 3 11:41

Lane	NUSF Code	NUSF	National Record	Season Best	Result	Rank
4	SRI	SRI LANKA		42.59		
5	BRA	BRAZIL		38.67		
6	THA	THAILAND		39.38		
7	CAN	CANADA		40.15		

HEAT 4 11:49

Lane	NUSF Code	NUSF	National Record	Season Best	Result	Rank
4	TPE	CHINESE TAIPEI		39.27		
5	KSA	SAUDI ARABIA		41.58		
6	FIN	FINLAND				
7	GHA	GHANA		40.20		
8	JPN	JAPAN		39.07		

Qualification: First 1 in each heat (Q) and the next 4 fastest (q) advance to the Final



RESULTS SUMMARY

賽況概要

WORLD RECORD	36.84 JAMAICA	JAM London (GBR)	11 AUG 2012
UNIVERSIADE RECORD	38.42 ITALIA	ITA Ciudad de Mexico (MEX)	13 SEP 1979

Rank	NUSF	NUSF Code	Heat	Lane	Position	Time	
1	UNITED STATES of AMERICA	USA	2	7	1	39.16	Q
2	CHINESE TAIPEI	TPE	4	4	1	39.23	Q SB
3	JAPAN	JPN	4	8	2	39.26	q
4	MEXICO	MEX	2	8	2	39.31	q SB
5	THAILAND	THA	3	6	1	39.43	Q
6	FINLAND	FIN	4	6	3	39.67	q
7	SWITZERLAND	SUI	1	7	1	39.77	Q
7	GHANA	GHA	4	7	4	39.77	q SB
9	BRAZIL	BRA	3	5	2	39.80	
10	CANADA	CAN	3	7	3	40.01	SB
11	TRINIDAD and TOBAGO	TTO	2	5	3	40.13	
12	AUSTRALIA	AUS	1	6	2	40.33	
13	SLOVAKIA	SVK	1	2	3	40.69	
14	ARGENTINA	ARG	2	4	4	40.83	
15	REPUBLIC of KOREA	KOR	1	5	4	41.23	
16	SRI LANKA	SRI	3	4	4	41.96	SB
	POLAND	POL	1	4		DQ	R 163..3a
	SAUDI ARABIA	KSA	4	5		DQ	R 170.7
	SINGAPORE	SGP	1	3		DQ	R 163.3a
	UGANDA	UGA	2	6		DQ	R 163.3a

Qualification: First 1 in each heat (Q) and the next 4 fastest (q) advance to the Final

Note:

IAAF Rule 163.3a - Lane infringement

IAAF Rule 170.7 - Passing the baton outside the takeover zone (early / late takeover)

Legend:

DQ Disqualified **Q** Qualified by place **q** Qualified by time **R** IAAF rule
SB Season Best




RESULT BOOK

29TH Summer Universiade Taipei 2017



Athletics

Men's 4x400m
Relay





MEDALLISTS

獎牌得主

Medal	NUSF	Name
GOLD	DOM - Dominican Republic	SANTOS AQUINO Juander CHARLES Luis Enrique CHARLES MEN Andito SANTOS AQUINO Luguelin Miguel DÍAZ OROZCO Kendris Eliezer
SILVER	USA - United States of America	LATTIN Amere Davion BROWN Curtis De'sean CLARKE Jordan Shaquill MONTGOMERY Kahmari Rodney
BRONZE	CZE - Czech Republic	TESAR Jan HODBOD Lukas SNEJDR Filip MUELLER Vit JURANEK Martin



START LIST

出場名單

CORRECTED
27 AUG 20:42

WORLD RECORD	2:54.29	UNITED STATES	USA Stuttgart (GER)	22 AUG 1993
UNIVERSIADE RECORD	3:00.40	UNITED STATES	USA Fukuoka (JPN)	3 SEP 1995

HEAT 1 21:16

Lane	NUSF Code	NUSF	National Record	Season Best	Result	Rank
2	DOM	DOMINICAN REPUBLIC				
3	POL	POLAND				
4	MAS	MALAYSIA		3:11.32		
5	KAZ	KAZAKHSTAN				
6	CAN	CANADA		3:08.78		
7	KSA	SAUDI ARABIA		3:28.50		
8	USA	UNITED STATES of AMERICA		3:04.38		

HEAT 2 21:28

Lane	NUSF Code	NUSF	National Record	Season Best	Result	Rank
2	ALG	ALGERIA				
3	BRA	BRAZIL		3:12.64		
4	RSA	SOUTH AFRICA				
5	THA	THAILAND		3:06.48		
6	CZE	CZECH REPUBLIC				
7	TPE	CHINESE TAIPEI		3:07.29		
8	AUS	AUSTRALIA		3:12.16		

HEAT 3 21:40

Lane	NUSF Code	NUSF	National Record	Season Best	Result	Rank
2	SUI	SWITZERLAND		3:09.18		
3	IND	INDIA		3:10.82		
4	ZAM	ZAMBIA		3:16.85		
5	CHN	PEOPLE'S REPUBLIC.				
6	KOR	REPUBLIC of KOREA		3:14.21		
7	OMA	OMAN				
8	SRI	SRI LANKA				

Qualification: First 2 in each heat (Q) and the next 2 fastest (q) advance to the Final



RESULTS SUMMARY

賽況概要

WORLD RECORD	2:54.29 UNITED STATES	USA Stuttgart (GER)	22 AUG 1993
UNIVERSIADE RECORD	3:00.40 UNITED STATES	USA Fukuoka (JPN)	3 SEP 1995

Rank	NUSF	NUSF Code	Heat	Lane	Position	Time	
1	CHINESE TAIPEI	TPE	2	7	1	3:07.35	Q
2	DOMINICAN REPUBLIC	DOM	1	2	1	3:07.98	Q
3	UNITED STATES of AMERICA	USA	1	8	2	3:08.28	Q
4	CANADA	CAN	1	6	3	3:08.86	q
5	CZECH REPUBLIC	CZE	2	6	2	3:08.88	Q
6	SWITZERLAND	SUI	3	2	1	3:09.23	Q
7	AUSTRALIA	AUS	2	8	3	3:09.66	q SB
8	ALGERIA	ALG	2	2	4	3:09.84	
9	KAZAKHSTAN	KAZ	1	5	4	3:09.97	
10	INDIA	IND	3	3	2	3:10.68	Q SB
11	THAILAND	THA	2	5	5	3:10.98	
12	PEOPLE'S REPUBLIC of CHINA	CHN	3	5	3	3:11.64	
13	REPUBLIC of KOREA	KOR	3	6	4	3:13.98	SB
14	SRI LANKA	SRI	3	8	5	3:14.59	
15	BRAZIL	BRA	2	3	6	3:15.27	
16	SAUDI ARABIA	KSA	1	7	5	3:22.33	SB
17	ZAMBIA	ZAM	3	4	6	3:22.48	
	POLAND	POL	1	3		DNF	
	MALAYSIA	MAS	1	4		DQ	R 163.3a
	OMAN	OMA	3	7		DQ	R 163.3a
	SOUTH AFRICA	RSA	2	4		DNS	

Qualification: First 2 in each heat (Q) and the next 2 fastest (q) advance to the Final

Note:
IAAF Rule 163.3a - Lane infringement

Legend:
DNF Did not Finish **DNS** Did not Start **DQ** Disqualified **Q** Qualified by place
q Qualified by time **R** IAAF rule **SB** Season Best




RESULT BOOK

29TH Summer Universiade Taipei 2017



Athletics

Men's 5000m





MEDALLISTS

獎牌得主

Medal	Name	NUSF
GOLD	BARRER Francois	FRA - France
SILVER	DAVIES Jonathan Stuart	GBR - United Kingdom of G.B. & N.I.
BRONZE	VOJTA Andreas	AUT - Austria



RESULTS

成績

WORLD RECORD	12:37.35	BEKELE Kenenisa	ETH Hengelo (NED)	31 MAY 2004
UNIVERSIADE RECORD	13:35.89	IBRAHIMOV Hayle	AZE Kazan (RUS)	12 JUL 2013

HEAT 1 Start Time: 21:10

Rk	Bib	Name	NUSF Code	Date of Birth	Order	Result
1	937	SOARE Nicolae Alexand	ROU	20 SEP 1991	3	14:33.08 Q
2	48	BAHATI Sadic	UGA	30 NOV 1992	15	14:33.65 Q
3	945	ANDREAS Jeromy	RSA	28 FEB 1992	9	14:34.18 Q
4	1188	OZDEMIR Ramazan	TUR	6 JUL 1991	2	14:34.54 Q
5	1258	BARRAZA Brian Arthur	USA	16 MAY 1995	7	14:34.87 Q
6	498	TADVI Kisan Narshi	IND	10 JAN 1998	8	14:35.83 q PB
7	706	BERTASIUS Simas	LTU	31 OCT 1993	4	14:39.41
8	169	PROUDFOOT Ross Clayton	CAN	4 JUL 1992	12	14:45.75
9	755	MARTINEZ ESTRADA Fernando Daniel	MEX	30 MAY 1993	1	14:52.65
10	303	SKOV Kasper	DEN	27 JUL 1992	13	15:07.73
11	58	WANG Hao	CHN	25 MAR 1995	11	15:29.05
12	1041	NAWASINGHE MUDIY C	SRI	3 JAN 1992	16	15:29.70 SB
13	64	ODBAYAR Boldoo	MGL	17 MAR 1993	17	15:31.53
14	11	HAMI Aimen	ALG	24 NOV 1991	10	15:34.82
15	1292	SIYOTO Siyambango	ZAM	28 AUG 1996	6	16:55.74
16	840	AL JASHEMI Mahmood Abdulla	OMA	12 NOV 1997	14	16:56.11
	864	PRADO Lloyd	PHI	13 DEC 1997	5	DNS

Intermediate Times:	1000m	3:03.56	1041	NAWASINGHE MUDIYANSELAGE Chanuka C. (SRI)
	2000m	6:06.30	64	ODBAYAR Boldoo (MGL)
	3000m	9:01.01	755	MARTINEZ ESTRADA Fernando Daniel (MEX)
	4000m	11:52.65	937	SOARE Nicolae Alexand (ROU)



TAIPEI STADIUM
臺北田徑場

ATHLETICS
田徑



TAIPEI 2017 SAT 周六
29th SUMMER UNIVERSIADE 26 AUG 2017
21:10

MEN'S 5000M
男子5000公尺

ROUND 1

RESULTS

成績

WORLD RECORD	12:37.35	BEKELE Kenenisa	ETH Hengelo (NED)	31 MAY 2004
UNIVERSIADE RECORD	13:35.89	IBRAHIMOV Hayle	AZE Kazan (RUS)	12 JUL 2013

HEAT 2 Start Time: 21:35

Rk	Bib	Name	NUSF Code	Date of Birth	Order	Result	
1	355	AYALNEH Zemen Addis	ETH	15 MAY 1999	4	14:23.12	Q
2	1061	RAESS Jonas	SUI	8 MAR 1994	10	14:24.45	Q
3	509	BERGIN Matthew Christo	IRL	2 MAR 1993	9	14:25.10	Q
4	396	DAVIES Jonathan Stuart	GBR	28 OCT 1994	2	14:25.43	Q
5	376	BARRER Francois	FRA	8 JUN 1993	1	14:26.02	Q
6	90	DEBOGNIES Simon	BEL	16 JUL 1996	14	14:28.54	q
7	79	VOJTA Andreas	AUT	9 JUN 1989	8	14:29.78	q
8	785	FOPPEN Mike	NED	29 NOV 1996	12	14:30.22	q
9	301	NIJHUIS Thijs Matthias	DEN	20 SEP 1992	16	14:30.81	q
10	961	MOTSAU Jeremiah Lereko	RSA	12 MAR 1990	13	14:44.23	PB
11	1079	DUREC Peter	SVK	12 SEP 1992	5	14:51.36	
12	750	ESPARZA PEREZ Jose Juan	MEX	26 AUG 1990	6	15:10.22	
13	65	LEON DELGADO Victor Manuel	COL	16 SEP 1995	11	15:49.76	
14	69	LIU Tao	CHN	10 FEB 1994	17	15:50.70	
15	844	AL RASHDI Ayuob Yaqoob Sa	OMA	6 SEP 1996	18	16:48.71	
	12	HEDEILLI Takieddine	ALG	6 JUN 1996	7	DNS	
	39	KATEREGGA John	UGA	5 MAY 1994	3	DNS	
	581	SHIOJIRI Kazuya	JPN	8 NOV 1996	15	DNS	

Intermediate Times:	1000m	2:54.66	396	DAVIES Jonathan Stuart (GBR)
	2000m	5:50.16	79	VOJTA Andreas (AUT)
	3000m	8:45.47	396	DAVIES Jonathan Stuart (GBR)
	4000m	11:38.91	396	DAVIES Jonathan Stuart (GBR)

Qualification: First 5 in each heat (Q) and the next 5 fastest (q) advance to the Final

Weather conditions at the beginning of the 1st heat

Temperature: 34°C Humidity: 55% Conditions: Sunny

Legend:						
DNS	Did not Start	PB	Personal Best	Q	Qualified by place	q
Rk	Rank	SB	Season Best			Qualified by time





TAIPEI STADIUM
臺北田徑場

TAIPEI 2017 SAT 周六
29th SUMMER UNIVERSIADE 26 AUG 2017
21:10

ATHLETICS
田徑

MEN'S 5000M
男子5000公尺

ROUND 1



RESULTS SUMMARY

賽況概要


WORLD RECORD	12:37.35	BEKELE Kenenisa	ETH Hengelo (NED)	31 MAY 2004
UNIVERSIADE RECORD	13:35.89	IBRAHIMOV Hayle	AZE Kazan (RUS)	12 JUL 2013

Rank	Bib	Name	NUSF Code	Heat	Order	Position	Time	
1	355	AYALNEH Zemen Addis	ETH	2	4	1	14:23.12	Q
2	1061	RAESS Jonas	SUI	2	10	2	14:24.45	Q
3	509	BERGIN Matthew Christo	IRL	2	9	3	14:25.10	Q
4	396	DAVIES Jonathan Stuart	GBR	2	2	4	14:25.43	Q
5	376	BARRER Francois	FRA	2	1	5	14:26.02	Q
6	90	DEBOGNIES Simon	BEL	2	14	6	14:28.54	q
7	79	VOJTA Andreas	AUT	2	8	7	14:29.78	q
8	785	FOPPEN Mike	NED	2	12	8	14:30.22	q
9	301	NIJHUIS Thijs Matthias	DEN	2	16	9	14:30.81	q
10	937	SOARE Nicolae Alexand	ROU	1	3	1	14:33.08	Q
11	48	BAHATI Sadic	UGA	1	15	2	14:33.65	Q
12	945	ANDREAS Jeromy	RSA	1	9	3	14:34.18	Q
13	1188	OZDEMIR Ramazan	TUR	1	2	4	14:34.54	Q
14	1258	BARRAZA Brian Arthur	USA	1	7	5	14:34.87	Q
15	498	TADVI Kisan Narshi	IND	1	8	6	14:35.83	q PB
16	706	BERTASIUS Simas	LTU	1	4	7	14:39.41	
17	961	MOTSAU Jeremiah Lereko	RSA	2	13	10	14:44.23	PB
18	169	PROUDFOOT Ross Clayton	CAN	1	12	8	14:45.75	
19	1079	DUREC Peter	SVK	2	5	11	14:51.36	
20	755	MARTINEZ ESTRADA Fernando Daniel	MEX	1	1	9	14:52.65	
21	303	SKOV Kasper	DEN	1	13	10	15:07.73	
22	750	ESPARZA PEREZ Jose Juan	MEX	2	6	12	15:10.22	
23	58	WANG Hao	CHN	1	11	11	15:29.05	
24	1041	NAWASINGHE MUDIY C	SRI	1	16	12	15:29.70	SB
25	64	ODBAYAR Boldoo	MGL	1	17	13	15:31.53	
26	11	HAMI Aimen	ALG	1	10	14	15:34.82	
27	65	LEON DELGADO Victor Manuel	COL	2	11	13	15:49.76	
28	69	LIU Tao	CHN	2	17	14	15:50.70	
29	844	AL RASHDI Ayuob Yaqoob Sa	OMA	2	18	15	16:48.71	
30	1292	SIYOTO Siyambango	ZAM	1	6	15	16:55.74	
31	840	AL JASHEMI Mahmood Abdulla	OMA	1	14	16	16:56.11	
	12	HEDEILLI Takieddine	ALG	2	7		DNS	
	39	KATEREGGA John	UGA	2	3		DNS	
	864	PRADO Lloyd	PHI	1	5		DNS	
	581	SHIOJIRI Kazuya	JPN	2	15		DNS	

Qualification: First 5 in each heat (Q) and the next 5 fastest (q) advance to the Final

Legend:

DNS	Did not Start	PB	Personal Best	Q	Qualified by place	q	Qualified by time
SB	Season Best						





RESULT BOOK

29TH Summer Universiade Taipei 2017



Athletics

Men's 800m





MEDALLISTS

獎牌得主

Medal	Name	NUSF
GOLD	LOPEZ ALVAREZ Jesus Tonatiu	MEX - Mexico
SILVER	BELBACHIR Mohamed	ALG - Algeria
BRONZE	LUSINE Aymeric	FRA - France



START LIST

出場名單

WORLD RECORD	1:40.91	RUDISHA David	KEN London (GBR)	9 AUG 2012
UNIVERSIADE RECORD	1:43.40	JUANTORENA Alberto	CUB Sofia (BUL)	21 AUG 1977

HEAT 1 11:10

Lane	Bib	Name	NUSF Code	Date of Birth	PB	SB	Result	Rank
2	1224	GUTSOL Ievgen	UKR	13 MAY 1990	1:48.26	1:48.26		
3	677	ARENTS Pauls	LAT	2 SEP 1991	1:48.68	1:52.83		
4	1093	ENGHOLM Elmar Bjoern Lo	SWE	2 OCT 1992	1:49.69	1:53.69		
5	99	MINORS Dage Teako	BER	26 OCT 1995	1:49.39	1:49.39		
6	492	JACOB Amoj	IND	2 MAY 1998	1:50.54	1:50.54		
7	5	ABDENOUS Ramzi	ALG	23 MAY 1993	1:47.28	1:47.28		
8	395	BOWNESS James Sydney	GBR	26 NOV 1991	1:45.96	1:46.40		

HEAT 2 11:16

Lane	Bib	Name	NUSF Code	Date of Birth	PB	SB	Result	Rank
1	171	SMITH Tyler Jordan	CAN	2 JUL 1994	1:47.71	1:48.30		
2	201	JARPA GALLEGOS Cristofer Orlan	CHI	29 NOV 1995	1:50.68	1:50.68		
3	249	ROMERO ROA Oscar Andres	COL	14 SEP 1993	1:54.00	1:54.00		
4	47	KNUCKEY Stephen Joseph	AUS	3 NOV 1994	1:47.23	1:47.23		
5	969	VAN RENSBURG Rynardt	RSA	23 MAR 1992	1:46.56	1:46.56		
6	843	AL RAHBI Said Badur Said	OMA	31 AUG 1994	1:54.16	2:00.33		
7	726	GRETHEN Charles	LUX	2 JUN 1992	1:46.44	1:49.25		
8	449	ALI Mohammed Shafic	GHA	11 JUN 1994	1:52.55	1:52.55		

HEAT 3 11:22

Lane	Bib	Name	NUSF Code	Date of Birth	PB	SB	Result	Rank
1	697	EL HELOU Abdo	LBN	12 FEB 1990	1:51.00	1:51.00		
2	1215	TURIHOHABWE Fortunate	UGA	1 JUL 1993	1:54.01	1:54.01		
3	1182	ATES Levent	TUR	20 MAR 1991	1:48.78	1:49.10		
4	968	UYS Hendrik Jacobus	RSA	4 JUN 1992	1:46.65	1:46.65		
5	849	SADAT Umar	PAK	16 FEB 1995	1:52.00	1:52.00		
6	534	EL KABBOURI Soufiane	ITA	5 MAR 1993	1:47.19	1:47.19		
7	670	ALMUYIDI Khalid Ali Y	KSA	17 JAN 1996	1:57.11	1:58.05		
8	98	DILL Shaquille Allen	BER	4 SEP 1993	1:47.39	1:48.55		

HEAT 4 11:28

Lane	Bib	Name	NUSF Code	Date of Birth	PB	SB	Result	Rank
1	1038	GANHEWAYALAGE C	SRI	19 JAN 1996	1:53.94	1:57.68		
2	211	LI Junlin	CHN	6 AUG 1998	1:51.55	1:51.55		
3	988	NGABONZIZA Marcel	RWA	8 FEB 1992	1:52.00	1:52.00		
4	8	BELBACHIR Mohamed	ALG	11 JAN 1994	1:46.67	1:46.67		
5	752	LOPEZ ALVAREZ Jesus Tonatiu	MEX	2 AUG 1997	1:48.55	1:48.55		
6	277	SNEJDR Filip	CZE	16 APR 1995	1:47.08	1:47.08		
7	837	AL AAMRI Ahmed Ali Said	OMA	1 FEB 1995	1:55.34	1:56.03		
8	121	DA PALMA JUNIOR Pedro Roberto	BRA	11 JAN 1996	1:48.95	1:48.95		



START LIST

出場名單

WORLD RECORD	1:40.91	RUDISHA David	KEN London (GBR)	9 AUG 2012
UNIVERSIADE RECORD	1:43.40	JUANTORENA Alberto	CUB Sofia (BUL)	21 AUG 1977

HEAT 5 11:34

Lane	Bib	Name	NUSF Code	Date of Birth	PB	SB	Result	Rank
1	710	MICKUS Benediktas	LTU	26 MAR 1997	1:48.84	1:48.84		
2	426	KESSLER Christoph Danie	GER	28 APR 1995	1:46.71	1:46.71		
3	3	NIKOLLA Malvin	ALB	24 JUL 1996	1:54.98	1:56.72		
4	271	HODBOD Lukas	CZE	2 MAR 1996	1:46.98	1:46.98		
5	613	KUSMANOV Imanmadi	KAZ	10 AUG 1995	1:52.00	1:52.00		
6	387	MISCHLER Baptiste	FRA	23 NOV 1997	1:47.17	1:48.80		
7	699	KHALIFE Hussein	LBN	21 SEP 1992	1:52.00	1:52.00		
8	676	MASRAHI Mazen Ahmed M	KSA	22 MAY 1996	1:56.44	1:56.44		

HEAT 6 11:40

Lane	Bib	Name	NUSF Code	Date of Birth	PB	SB	Result	Rank
2	631	KITUR Kelvin	KEN	26 JUN 1996	1:50.00	1:50.00		
3	718	STRIOKAS Mindaugas	LTU	26 JAN 1991	1:50.39	1:50.39		
4	1257	ANDERSON KAAPA D	USA	24 JAN 1992	1:49.06	1:52.98		
5	120	CEZARIO ABRAO Cleiton	BRA	8 SEP 1989	1:45.59	1:47.78		
6	1214	ONGOM Timothy Ambrose	UGA	10 MAR 1994	1:51.20	1:53.21		
7	290	CLAUSEN Christian Sand	DEN	4 AUG 1996	1:49.76	1:49.76		
8	888	ROZMYS Michal	POL	13 MAR 1995	1:45.50	1:45.50		

HEAT 7 11:46

Lane	Bib	Name	NUSF Code	Date of Birth	PB	SB	Result	Rank
2	257	MURCIA CRUZ Josue Francisco	CRC	19 NOV 1996	1:53.19	1:52.90		
3	293	FÜRSTENBERG Frederik	DEN	13 JUL 1993	1:53.50	1:53.50		
4	222	ZHOU Guangcai	CHN	14 NOV 1996	1:48.99	1:50.44		
5	885	KUCIAPSKI Artur	POL	26 DEC 1993	1:44.89	1:47.46		
6	383	LUSINE Aymeric	FRA	13 SEP 1995	1:46.08	1:46.08		
7	86	BOTTERMAN Aaron Ivan G	BEL	1 MAY 1994	1:46.17	1:47.48		
8	267	DIMITRIOU Christos	CYP	22 SEP 1993	1:48.00	1:48.02		

Qualification: First 3 in each heat (Q) and the next 3 fastest (q) advance to the Semifinal

Legend:

PB Personal Best **SB** Season Best



TAIPEI STADIUM
臺北田徑場

TAIPEI 2017 SAT 周六
29th SUMMER UNIVERSIADE 26 AUG 2017
11:10

ATHLETICS
田徑

MEN'S 800M
男子800公尺

ROUND 1



RESULTS SUMMARY

賽況概要

WORLD RECORD	1:40.91 RUDISHA David	KEN London (GBR)	9 AUG 2012
UNIVERSIADE RECORD	1:43.40 JUANTORENA Alberto	CUB Sofia (BUL)	21 AUG 1977

Rank	Bib	Name	NUSF Code	Heat	Lane	Position	Time	
1	395	BOWNESS James Sydney	GBR	1	8	1	1:50.49	Q
1	387	MISCHLER Baptiste	FRA	5	6	1	1:50.49	Q
3	710	MICKUS Benediktas	LTU	5	1	2	1:50.57	Q
4	426	KESSLER Christoph Danie	GER	5	2	3	1:50.63	Q
5	1093	ENGHOLM Elmar Bjoern Lo	SWE	1	4	2	1:50.66	Q SB
6	1224	GUTSOL Ievgen	UKR	1	2	3	1:50.88	Q
7	534	EL KABBOURI Soufiane	ITA	3	6	1	1:51.06	Q
8	752	LOPEZ ALVAREZ Jesus Tonatiu	MEX	4	5	1	1:51.07	Q
9	888	ROZMYS Michal	POL	6	8	1	1:51.08	Q
10	8	BELBACHIR Mohamed	ALG	4	4	2	1:51.16	Q
11	271	HODBOD Lukas	CZE	5	4	4	1:51.17	q
11	1182	ATES Levent	TUR	3	3	2	1:51.17	Q
13	968	UYS Hendrik Jacobus	RSA	3	4	3	1:51.18	Q
14	98	DILL Shaquille Allen	BER	3	8	4	1:51.20	q
15	120	CEZARIO ABRAO Cleiton	BRA	6	5	2	1:51.23	Q
16	5	ABDENOUZ Ramzi	ALG	1	7	4	1:51.26	q
17	492	JACOB Amoj	IND	1	6	5	1:51.28	
18	277	SNEJDR Filip	CZE	4	6	3	1:51.40	Q
19	99	MINORS Dage Teako	BER	1	5	6	1:51.43	
20	631	KITUR Kelvin	KEN	6	2	3	1:51.47	Q
21	211	LI Junlin	CHN	4	2	4	1:51.77	
22	613	KUSMANOV Imanmadi	KAZ	5	5	5	1:51.89	PB
23	1215	TURIHOHABWE Fortunate	UGA	3	2	5	1:51.92	PB
24	677	ARENTS Pauls	LAT	1	3	7	1:52.03	SB
25	171	SMITH Tyler Jordan	CAN	2	1	1	1:52.25	Q
26	718	STRIOKAS Mindaugas	LTU	6	3	4	1:52.27	
27	86	BOTTERMAN Aaron Ivan G	BEL	7	7	1	1:52.38	Q
28	383	LUSINE Aymeric	FRA	7	6	2	1:52.44	Q
28	885	KUCIAPSKI Artur	POL	7	5	3	1:52.44	Q
30	849	SADAT Umar	PAK	3	5	6	1:52.46	
31	47	KNUCKEY Stephen Joseph	AUS	2	4	2	1:52.47	Q
32	267	DIMITRIOU Christos	CYP	7	8	4	1:52.53	
33	1257	ANDERSON KAAPA Drevan Kaleolan	USA	6	4	5	1:52.76	SB
34	290	CLAUSEN Christian Sand	DEN	6	7	6	1:53.39	
35	121	DA PALMA JUNIOR Pedro Roberto	BRA	4	8	5	1:53.75	
36	293	FÜRSTENBERG Frederik	DEN	7	3	5	1:54.28	
37	3	NIKOLLA Malvin	ALB	5	3	6	1:54.36	PB
38	969	VAN RENSBURG Rynardt	RSA	2	5	3	1:55.00	Q
39	988	NGABONZIZA Marcel	RWA	4	3	6	1:55.84	
40	837	AL AAMRI Ahmed Ali Said	OMA	4	7	7	1:55.89	SB
41	1214	ONGOM Timothy Ambrose	UGA	6	6	7	1:55.90	
42	257	MURCIA CRUZ Josue Francisco	CRC	7	2	6	1:56.06	
43	222	ZHOU Guangcai	CHN	7	4	7	1:56.63	
44	201	JARPA GALLEGOS Cristofer Orlan	CHI	2	2	4	1:56.73	
45	1038	GANHEWAYALAGE Charuka Kushant	SRI	4	1	8	1:56.84	SB





TAIPEI STADIUM
臺北田徑場

TAIPEI 2017 SAT 周六
29th SUMMER UNIVERSIADE 26 AUG 2017
11:10

ATHLETICS
田徑

MEN'S 800M
男子800公尺

ROUND 1



RESULTS SUMMARY

賽況概要

WORLD RECORD	1:40.91	RUDISHA David	KEN London (GBR)	9 AUG 2012
UNIVERSIADE RECORD	1:43.40	JUANTORENA Alberto	CUB Sofia (BUL)	21 AUG 1977

Rank	Bib	Name	NUSF Code	Heat	Lane	Position	Time
46	249	ROMERO ROA Oscar Andres	COL	2	3	5	1:58.40
47	697	EL HELOU Abdo	LBN	3	1	7	1:59.24
48	699	KHALIFE Hussein	LBN	5	7	7	1:59.62
49	670	ALMUYIDI Khalid Ali Y	KSA	3	7	8	1:59.88
50	676	MASRAHI Mazen Ahmed M	KSA	5	8	8	2:01.56
51	843	AL RAHBI Said Badur Said	OMA	2	6	6	2:02.20
	449	ALI Mohammed Shafic	GHA	2	8		DNS
	726	GRETHEN Charles	LUX	2	7		DNS

Qualification: First 3 in each heat (Q) and the next 3 fastest (q) advance to the Semifinal

Legend:							
DNS	Did not Start	PB	Personal Best	Q	Qualified by place	q	Qualified by time
SB	Season Best						



TAIPEI STADIUM
臺北田徑場

TAIPEI 2017 SUN 周日
29th SUMMER UNIVERSIADE 27 AUG 2017
18:30

ATHLETICS
田徑

MEN'S 800M
男子800公尺

SEMIFINAL



START LIST

出場名單

WORLD RECORD	1:40.91	RUDISHA David	KEN London (GBR)	9 AUG 2012
UNIVERSIADE RECORD	1:43.40	JUANTORENA Alberto	CUB Sofia (BUL)	21 AUG 1977

SEMIFINAL 1 18:30

Lane	Bib	Name	NUSF Code	Date of Birth	PB	SB	Result	Rank
1	710	MICKUS Benediktas	LTU	26 MAR 1997	1:48.84	1:48.84		
2	631	KITUR Kelvin	KEN	26 JUN 1996	1:50.00	1:50.00		
3	383	LUSINE Aymeric	FRA	13 SEP 1995	1:46.08	1:46.08		
4	271	HODBOD Lukas	CZE	2 MAR 1996	1:46.98	1:46.98		
5	47	KNUCKEY Stephen Joseph	AUS	3 NOV 1994	1:47.23	1:47.23		
6	968	UYS Hendrik Jacobus	RSA	4 JUN 1992	1:46.65	1:46.65		
7	171	SMITH Tyler Jordan	CAN	2 JUL 1994	1:47.71	1:48.30		
8	885	KUCIAPSKI Artur	POL	26 DEC 1993	1:44.89	1:47.46		

SEMIFINAL 2 18:37

Lane	Bib	Name	NUSF Code	Date of Birth	PB	SB	Result	Rank
1	387	MISCHLER Baptiste	FRA	23 NOV 1997	1:47.17	1:48.80		
2	1182	ATES Levent	TUR	20 MAR 1991	1:48.78	1:49.10		
3	534	EL KABBOURI Soufiane	ITA	5 MAR 1993	1:47.19	1:47.19		
4	969	VAN RENSBURG Rynardt	RSA	23 MAR 1992	1:46.56	1:46.56		
5	277	SNEJDR Filip	CZE	16 APR 1995	1:47.08	1:47.08		
6	5	ABDENOUS Ramzi	ALG	23 MAY 1993	1:47.28	1:47.28		
7	120	CEZARIO ABRAO Cleiton	BRA	8 SEP 1989	1:45.59	1:47.78		
8	1224	GUTSOL Ievgen	UKR	13 MAY 1990	1:48.26	1:48.26		

SEMIFINAL 3 18:44

Lane	Bib	Name	NUSF Code	Date of Birth	PB	SB	Result	Rank
1	1093	ENGHOLM Elmar Bjoern Lo	SWE	2 OCT 1992	1:49.69	1:50.66		
2	98	DILL Shaquille Allen	BER	4 SEP 1993	1:47.39	1:48.55		
3	888	ROZMYS Michal	POL	13 MAR 1995	1:45.50	1:45.50		
4	426	KESSLER Christoph Danie	GER	28 APR 1995	1:46.71	1:46.71		
5	8	BELBACHIR Mohamed	ALG	11 JAN 1994	1:46.67	1:46.67		
6	395	BOWNESS James Sydney	GBR	26 NOV 1991	1:45.96	1:46.40		
7	752	LOPEZ ALVAREZ Jesus Tonatui	MEX	2 AUG 1997	1:48.55	1:48.55		
8	86	BOTTERMAN Aaron Ivan G	BEL	1 MAY 1994	1:46.17	1:47.48		

Qualification: First 2 in each heat (Q) and the next 2 fastest (q) advance to the Final

Legend:

PB Personal Best **SB** Season Best





RESULTS

成績

WORLD RECORD	1:40.91	RUDISHA David	KEN London (GBR)	9 AUG 2012
UNIVERSIADE RECORD	1:43.40	JUANTORENA Alberto	CUB Sofia (BUL)	21 AUG 1977

SEMIFINAL 1 Start Time: 18:30

Rk	Bib Name	NUSF Code	Date of Birth	Lane	Result
1	383 LUSINE Aymeric	FRA	13 SEP 1995	3	1:48.04 Q
2	885 KUCIAPSKI Artur	POL	26 DEC 1993	8	1:48.36 Q
3	47 KNUCKEY Stephen Joseph	AUS	3 NOV 1994	5	1:48.39 q
4	968 UYS Hendrik Jacobus	RSA	4 JUN 1992	6	1:48.66 q
5	710 MICKUS Benediktas	LTU	26 MAR 1997	1	1:49.35
6	271 HODBOD Lukas	CZE	2 MAR 1996	4	1:49.40
7	171 SMITH Tyler Jordan	CAN	2 JUL 1994	7	1:50.90
8	631 KITUR Kelvin	KEN	26 JUN 1996	2	1:51.93
Intermediate Times:		400m	53.41	631	KITUR Kelvin (KEN)

SEMIFINAL 2 Start Time: 18:37

Rk	Bib Name	NUSF Code	Date of Birth	Lane	Result
1	969 VAN RENSBURG Rynardt	RSA	23 MAR 1992	4	1:48.97 Q
2	277 SNEJDR Filip	CZE	16 APR 1995	5	1:49.04 Q
3	387 MISCHLER Baptiste	FRA	23 NOV 1997	1	1:49.07
4	1182 ATES Levent	TUR	20 MAR 1991	2	1:49.31
5	5 ABDENOUIZ Ramzi	ALG	23 MAY 1993	6	1:49.94
6	1224 GUTSOL Ievgen	UKR	13 MAY 1990	8	1:49.97
7	534 EL KABBOURI Soufiane	ITA	5 MAR 1993	3	1:50.45
8	120 CEZARIO ABRAO Cleiton	BRA	8 SEP 1989	7	1:54.16
Intermediate Times:		400m	55.20	534	EL KABBOURI Soufiane (ITA)

SEMIFINAL 3 Start Time: 18:44

Rk	Bib Name	NUSF Code	Date of Birth	Lane	Result
1	752 LOPEZ ALVAREZ Jesus Tonatiu	MEX	2 AUG 1997	7	1:48.23 Q PB
2	8 BELBACHIR Mohamed	ALG	11 JAN 1994	5	1:48.30 Q
3	888 ROZMYS Michal	POL	13 MAR 1995	3	1:48.71
4	395 BOWNESS James Sydney	GBR	26 NOV 1991	6	1:48.78
5	1093 ENGHOLM Elmar Bjoern Lo	SWE	2 OCT 1992	1	1:49.03 PB
6	86 BOTTERMAN Aaron Ivan G	BEL	1 MAY 1994	8	1:49.45
7	426 KESSLER Christoph Danie	GER	28 APR 1995	4	1:50.13
8	98 DILL Shaquille Allen	BER	4 SEP 1993	2	1:54.70
Intermediate Times:		400m	54.76	752	LOPEZ ALVAREZ Jesus Tonatiu (MEX)

Qualification: First 2 in each heat (Q) and the next 2 fastest (q) advance to the Final

Weather conditions at the beginning of the 1st heat

Temperature: 32°C Humidity: 67% Conditions: Thunderstorm

Legend:	PB Personal Best	q Qualified by time	Q Qualified by place	Rk Rank
----------------	-------------------------	----------------------------	-----------------------------	----------------



TAIPEI STADIUM
臺北田徑場

TAIPEI 2017 SUN 周日
29th SUMMER UNIVERSIADE 27 AUG 2017
18:30

ATHLETICS
田徑

MEN'S 800M
男子800公尺

SEMIFINAL



RESULTS SUMMARY

賽況概要

WORLD RECORD	1:40.91	RUDISHA David	KEN London (GBR)	9 AUG 2012
UNIVERSIADE RECORD	1:43.40	JUANTORENA Alberto	CUB Sofia (BUL)	21 AUG 1977

Rank	Bib	Name	NUSF Code	Heat	Lane	Position	Time	
1	383	LUSINE Aymeric	FRA	1	3	1	1:48.04	Q
2	752	LOPEZ ALVAREZ Jesus Tonatiu	MEX	3	7	1	1:48.23	Q PB
3	8	BELBACHIR Mohamed	ALG	3	5	2	1:48.30	Q
4	885	KUCIAPSKI Artur	POL	1	8	2	1:48.36	Q
5	47	KNUCKEY Stephen Joseph	AUS	1	5	3	1:48.39	q
6	968	UYS Hendrik Jacobus	RSA	1	6	4	1:48.66	q
7	888	ROZMYS Michal	POL	3	3	3	1:48.71	
8	395	BOWNESS James Sydney	GBR	3	6	4	1:48.78	
9	969	VAN RENSBURG Rynardt	RSA	2	4	1	1:48.97	Q
10	1093	ENGHOLM Elmar Bjoern Lo	SWE	3	1	5	1:49.03	PB
11	277	SNEJDR Filip	CZE	2	5	2	1:49.04	Q
12	387	MISCHLER Baptiste	FRA	2	1	3	1:49.07	
13	1182	ATES Levent	TUR	2	2	4	1:49.31	
14	710	MICKUS Benediktas	LTU	1	1	5	1:49.35	
15	271	HODBOD Lukas	CZE	1	4	6	1:49.40	
16	86	BOTTERMAN Aaron Ivan G	BEL	3	8	6	1:49.45	
17	5	ABDENOUI Ramzi	ALG	2	6	5	1:49.94	
18	1224	GUTSOL levgen	UKR	2	8	6	1:49.97	
19	426	KESSLER Christoph Danie	GER	3	4	7	1:50.13	
20	534	EL KABBOURI Soufiane	ITA	2	3	7	1:50.45	
21	171	SMITH Tyler Jordan	CAN	1	7	7	1:50.90	
22	631	KITUR Kelvin	KEN	1	2	8	1:51.93	
23	120	CEZARIO ABRAO Cleiton	BRA	2	7	8	1:54.16	
24	98	DILL Shaquille Allen	BER	3	2	8	1:54.70	

Qualification: First 2 in each heat (Q) and the next 2 fastest (q) advance to the Final

Legend:

PB Personal Best Q Qualified by place q Qualified by time






RESULT BOOK

29TH Summer Universiade Taipei 2017



Athletics

Men's Decathlon





TAIPEI STADIUM
臺北田徑場

TAIPEI 2017 FRI 周五
29th SUMMER UNIVERSIADE 25 AUG 2017



ATHLETICS
田徑

MEN'S DECATHLON
男子十項運動



INTERMEDIATE RESULTS

各項完成之間成績統計

WORLD DECATHLON RECORD	9045 EATON Ashton	USA Beijing (CHN)	29 AUG 2015
UNIVERSIADE DECATHLON RECORD	8380 SEBRLE Roman	CZE Catania (ITA)	28 AUG 1997

AFTER 9 EVENTS

Rk	Bib Name	NUSF Code	100m	LJ	SP	HJ	400m	110m H	DT	PV	JT	1500m	Points	Points Behind Leader
1	41 CRANSTON Kyle Stuart 3 SEP 1992	AUS	11.13 (-0.4)	7.04 (+0.5)	13.76	1.98	48.99	15.11 (-0.2)	41.53	4.60	56.30		7020	
			832(3)	823(5)	714(5)	785(5)	862(1)	836(6)	696(6)	790(3)	682(3)			
			1655(5)	2369(5)	3154(2)	4016(1)	4852(1)	5548(1)	6338(1)	7020(1)				
2	357 HASSI Juuso Antero 4 APR 1993	FIN	11.17 (-0.6)	7.14 (+0.5)	13.88	1.95	50.80	15.17 (-0.2)	41.84	4.70	54.56		6933	87
			823(7)	847(4)	721(4)	758(7)	778(9)	829(7)	702(5)	819(1)	656(6)			
			1670(4)	2391(2)	3149(3)	3927(5)	4756(4)	5458(3)	6277(3)	6933(2)				
3	102 ANDRALOITS Maksim 17 JUN 1997	BLR	11.14 (-0.6)	6.93 (+0.3)	13.66	1.95	49.38	14.84 (+1.2)	43.31	4.50	51.53		6908	112
			830(5)	797(8)	708(7)	758(8)	843(4)	869(2)	732(1)	760(7)	611(7)			
			1627(8)	2335(7)	3093(5)	3936(4)	4805(2)	5537(2)	6297(2)	6908(3)				
4	824 BOOTH Aaron James 12 SEP 1996	NZL	11.19 (-0.4)	7.17 (+1.0)	13.49	2.01	49.75	15.85 (-1.6)	41.45	4.20	55.23		6792	228
			819(8)	854(2)	697(9)	813(2)	826(5)	750(12)	694(7)	673(10)	666(4)			
			1673(3)	2370(4)	3183(1)	4009(2)	4759(3)	5453(4)	6126(5)	6792(4)				
5	274 LUKAS Marek 16 JUL 1991	CZE	11.37 (-1.2)	6.53 (-1.0)	14.45	1.80	50.64	15.00 (+1.2)	39.28	4.60	67.20		6789	231
			780(11)	704(15)	756(1)	627(13)	785(8)	850(4)	650(10)	790(5)	847(1)			
			1484(15)	2240(11)	2867(15)	3652(12)	4502(10)	5152(10)	5942(8)	6789(5)				
6	964 PRETORIUS Fredriech 4 AUG 1995	RSA	11.22 (-1.2)	6.88 (-0.2)	13.56	1.98	51.70	14.96 (+1.2)	41.93	4.60	50.65		6767	253
			812(10)	785(9)	701(8)	785(6)	738(14)	854(3)	704(4)	790(6)	598(10)			
			1597(9)	2298(9)	3083(6)	3821(8)	4675(6)	5379(6)	6169(4)	6767(6)				
7	382 LELIEVRE Jeremy 8 FEB 1991	FRA	11.19 (-1.2)	7.03 (+0.4)	14.29	1.80	49.31	15.18 (-0.2)	43.02	4.20	51.36		6696	324
			819(8)	821(6)	746(3)	627(15)	847(3)	828(8)	726(2)	673(8)	609(8)			
			1640(6)	2386(3)	3013(9)	3860(6)	4688(5)	5414(5)	6087(7)	6696(7)				
8	385 MAUGEIN Maxime 27 SEP 1992	FRA	11.43 (-0.6)	6.80 (+0.3)	13.46	1.92	50.32	14.69 (+1.2)	37.92	4.70	50.20		6680	340
			767(14)	767(12)	695(10)	731(11)	800(7)	887(1)	622(12)	819(2)	592(11)			
			1534(11)	2229(12)	2960(12)	3760(10)	4647(7)	5269(7)	6088(6)	6680(8)				
9	681 KREGERS Reinis 22 JAN 1992	LAT	11.45 (-0.4)	6.70 (+1.5)	12.96	1.98	51.61	16.62 (-1.6)	39.86	4.60	54.92		6477	543
			763(16)	743(13)	665(14)	785(4)	742(13)	665(13)	662(9)	790(4)	662(5)			
			1506(14)	2171(15)	2956(13)	3698(11)	4363(13)	5025(12)	5815(10)	6477(9)				
10	1143 WANG Cheng-Yuan 9 OCT 1996	TPE	11.06 (-0.6)	7.15 (+0.4)	12.56	1.80	50.02	15.03 (-0.2)	35.61	4.20	49.13		6449	571
			847(2)	850(3)	640(16)	627(16)	814(6)	846(5)	576(13)	673(11)	576(12)			
			1697(2)	2337(6)	2964(11)	3778(9)	4624(8)	5200(9)	5873(9)	6449(10)				
11	815 HOLMBERG H 23 SEP 1989	NOR	11.66 (-0.4)	6.44 (+0.7)	13.09	2.01	51.13	15.82 (-1.6)	42.86	3.70	47.13		6209	811
			719(18)	684(16)	673(13)	813(3)	763(11)	753(11)	723(3)	535(13)	546(13)			
			1403(17)	2076(16)	2889(14)	3652(12)	4405(11)	5128(11)	5663(11)	6209(11)				





INTERMEDIATE RESULTS

各項完成之間成績統計

WORLD DECATHLON RECORD	9045 EATON Ashton	USA Beijing (CHN)	29 AUG 2015
UNIVERSIADE DECATHLON RECORD	8380 SEBRLE Roman	CZE Catania (ITA)	28 AUG 1997

AFTER 9 EVENTS

Rk	Bib Name	NUSF Code	100m	LJ	SP	HJ	400m	110m H	DT	PV	JT	1500m	Points	Points Behind Leader
12	300 NIELSEN Christian Lind 5 AUG 1991	DEN	11.45 (-0.4) 763(15) 1537(10)	6.83 (+0.4) 774(10) 2185(14)	12.68 648(15) 2185(14)	1.80 627(14) 2812(16)	50.86 775(10) 3587(14)	15.33 810(9) 4397(12)	30.33 471(14) 4868(13)	4.00 617(12) 5485(12)	50.66 598(9) 6083(12)		6083	937
13	174 TURNER James 4 AUG 1993	CAN	11.01 (-0.6) 858(1) 1732(1)	7.25 (0.0) 874(1) 2441(1)	13.69 709(6) 682(12) 2313(8)	1.83 653(12) 758(9) 3094(4)	49.13 855(2) 3949(3) 3949(14)	DQ 688(8) 673(9) 4637(14)	41.14 673(9) 730(2) 5310(13)	4.20 730(2) 6040(13)	59.48 6040(13)		6040	980
	399 LANE John Ernest 29 JAN 1989	GBR	11.13 (-1.2) 832(3) 1631(7)	6.94 (+0.9) 799(7) 2313(8)	13.24 682(12) 758(9) 3071(7)	1.95 758(9) 3071(7)	51.17 761(12) 770(10) 4602(9)	15.67 770(10) 627(11) 4602(9)	38.14 627(11) 5229(8)	DNS			DNF	
	123 DE CARVALHO SANT J 30 AUG 1995	BRA	11.47 (-1.2) 759(17) 1526(12)	6.80 (-0.5) 767(11) 2281(10)	14.43 755(2) 731(10) 2281(10)	1.92 731(10) 3012(10) 3012(10)	DNF 728(15) 2757(16)	DNF 728(15) 2757(16)					DNF	
	760 RUIZ LOPEZ F 20 FEB 1995	MEX	11.41 (-0.4) 771(13) 1410(16)	6.24 (+0.8) 639(17) 2029(17)	12.20 619(17) 2029(17)	NM 728(15) 2757(16)	51.93 728(15) 2757(16)	DNF 728(15) 2757(16)					DNF	
	419 BOLLINGER M 7 OCT 1996	GER	11.37 (-0.6) 780(11) 1509(13)	6.64 (+0.4) 729(14) 2204(13)	13.45 695(11) 3044(8)	2.04 840(1) 3044(8)	DNF 840(1) 3044(8)						DNF	
	926 REMEDIOS Samuel 24 FEB 1992	POR	11.14 (-1.2) 830(5) 830(18)	NM 830(5) 830(18)	DNF								DNF	

Legend:	Did not Finish	DNS	Did not Start	DQ	Disqualified	DT	Discus Throw
H	Hurdles	HJ	High Jump	JT	Javelin Throw	LJ	Long Jump
NM	No Mark	PV	Pole Vault	Rk	Rank	SP	Shot Put



FINAL RESULTS

總成績

WORLD DECATHLON RECORD	9045 EATON Ashton	USA Beijing (CHN)	29 AUG 2015
UNIVERSIADE DECATHLON RECORD	8380 SEBRLE Roman	CZE Catania (ITA)	28 AUG 1997

Rk	Bib Name	NUSF Code	100m	LJ	SP	HJ	400m	110m H	DT	PV	JT	1500m	Points	Points Behind Leader
1	41 CRANSTON Kyle Stuart 3 SEP 1992	AUS	11.13 (-0.4) 832(3)	7.04 (+0.5) 823(5)	13.76 714(5)	1.98 785(5)	48.99 862(1)	15.11 (-0.2) 836(6)	41.53 696(6)	4.60 790(3)	56.30 682(3)	4:42.08 667(4)	7687	SB
2	357 HASSI Juuso Antero 4 APR 1993	FIN	11.17 (-0.6) 823(7)	7.14 (+0.5) 847(4)	13.88 721(4)	1.95 758(7)	50.80 778(9)	15.17 (-0.2) 829(7)	41.84 702(5)	4.70 819(1)	54.56 656(6)	4:47.67 633(7)	7566	121
3	824 BOOTH Aaron James 12 SEP 1996	NZL	11.19 (-0.4) 819(8)	7.17 (+1.0) 854(2)	13.49 697(9)	2.01 813(2)	49.75 826(5)	15.85 (-1.6) 750(12)	41.45 694(7)	4.20 673(10)	55.23 666(4)	4:32.11 731(1)	7523	164 PB
4	102 ANDRALOITS Maksim 17 JUN 1997	BLR	11.14 (-0.6) 830(5)	6.93 (+0.3) 797(8)	13.66 708(7)	1.95 758(8)	49.38 843(4)	14.84 (+1.2) 869(2)	43.31 732(1)	4.50 760(7)	51.53 611(7)	4:59.34 564(12)	7472	215
5	274 LUKAS Marek 16 JUL 1991	CZE	11.37 (-1.2) 780(11)	6.53 (-1.0) 704(15)	14.45 756(1)	1.80 627(13)	50.64 785(8)	15.00 (+1.2) 850(4)	39.28 650(10)	4.60 790(5)	67.20 847(1)	4:51.34 611(9)	7400	287
6	964 PRETORIUS Fredriech 4 AUG 1995	RSA	11.22 (-1.2) 812(10)	6.88 (-0.2) 785(9)	13.56 701(8)	1.98 785(6)	51.70 738(14)	14.96 (+1.2) 854(3)	41.93 704(4)	4.60 790(6)	50.65 598(10)	4:49.33 623(8)	7390	297
7	382 LELIEVRE Jeremy 8 FEB 1991	FRA	11.19 (-1.2) 819(8)	7.03 (+0.4) 821(6)	14.29 746(3)	1.80 627(15)	49.31 847(3)	15.18 (-0.2) 828(8)	43.02 726(2)	4.20 673(8)	51.36 609(8)	4:38.23 691(3)	7387	300
8	385 MAUGEIN Maxime 27 SEP 1992	FRA	11.43 (-0.6) 767(14)	6.80 (+0.3) 767(12)	13.46 695(10)	1.92 731(11)	50.32 800(7)	14.69 (+1.2) 887(1)	37.92 622(12)	4.70 819(2)	50.20 592(11)	4:47.34 635(6)	7315	372
9	681 KREGERS Reinis 22 JAN 1992	LAT	11.45 (-0.4) 763(16)	6.70 (+1.5) 743(13)	12.96 665(14)	1.98 785(4)	51.61 742(13)	16.62 (-1.6) 665(13)	39.86 662(9)	4.60 790(4)	54.92 662(5)	4:42.35 666(5)	7143	544
10	1143 WANG Cheng-Yuan 9 OCT 1996	TPE	11.06 (-0.6) 847(2)	7.15 (+0.4) 850(3)	12.56 640(16)	1.80 627(16)	50.02 814(6)	15.03 (-0.2) 846(5)	35.61 576(13)	4.20 673(11)	49.13 576(12)	5:10.04 503(13)	6952	735 PB
11	815 HOLMBERG H 23 SEP 1989	NOR	11.66 (-0.4) 719(18)	6.44 (+0.7) 684(16)	13.09 673(13)	2.01 813(3)	51.13 763(11)	15.82 (-1.6) 753(11)	42.86 723(3)	3.70 535(13)	47.13 546(13)	4:51.86 607(11)	6816	871 PB





FINAL RESULTS

總成績

WORLD DECATHLON RECORD	9045 EATON Ashton	USA Beijing (CHN)	29 AUG 2015
UNIVERSIADE DECATHLON RECORD	8380 SEBRLE Roman	CZE Catania (ITA)	28 AUG 1997

Rk	Bib Name	NUSF Code	100m	LJ	SP	HJ	400m	110m H	DT	PV	JT	1500m	Points	Points Behind Leader
12	174 TURNER James 4 AUG 1993	CAN	11.01 (-0.6) 858(1) 1732(1)	7.25 (0.0) 874(1) 2441(1)	13.69 709(6) 3094(4)	1.83 653(12) 3094(4)	49.13 855(2) 3949(3)	DQ 3949(14)	41.14 688(8) 4637(14)	4.20 673(9) 5310(13)	59.48 730(2) 6040(13)	4:34.76 714(2) 6040(13)	6754	933
13	300 NIELSEN Christian Lind 5 AUG 1991	DEN	11.45 (-0.4) 763(15) 1537(10)	6.83 (+0.4) 774(10) 2185(14)	12.68 648(15) 2812(16)	1.80 627(14) 2812(16)	50.86 775(10) 3587(14)	15.33 (-0.2) 810(9) 4397(12)	30.33 471(14) 4868(13)	4.00 617(12) 5485(12)	50.66 598(9) 6083(12)	4:51.46 610(10) 6083(12)	6693	994
399	LANE John Ernest 29 JAN 1989	GBR	11.13 (-1.2) 832(3) 1631(7)	6.94 (+0.9) 799(7) 2313(8)	13.24 682(12) 3071(7)	1.95 758(9) 3071(7)	51.17 761(12) 3832(7)	15.67 (+1.2) 770(10) 4602(9)	38.14 627(11) 5229(8)	DNS			DNF	
123	DE CARVALHO SANT J 30 AUG 1995	BRA	11.47 (-1.2) 759(17) 1526(12)	6.80 (-0.5) 767(11) 2281(10)	14.43 755(2) 2281(10)	1.92 731(10) 3012(10)	DNF 3012(10) 3012(15)	DNF					DNF	
760	RUIZ LOPEZ F 20 FEB 1995	MEX	11.41 (-0.4) 771(13) 1410(16)	6.24 (+0.8) 639(17) 2029(17)	12.20 619(17) 2029(17)	NM 728(15) 2029(17)	51.93 2757(16)	DNF					DNF	
419	BOLLINGER M 7 OCT 1996	GER	11.37 (-0.6) 780(11) 1509(13)	6.64 (+0.4) 729(14) 2204(13)	13.45 695(11) 2204(13)	2.04 840(1) 3044(8)	DNF						DNF	
926	REMEDIOS Samuel 24 FEB 1992	POR	11.14 (-1.2) 830(5)	NM 830(18)	DNF								DNF	

Legend:

DNF	Did not Finish	DNS	Did not Start	DQ	Disqualified	DT	Discus Throw
H	Hurdles	HJ	High Jump	JT	Javelin Throw	LJ	Long Jump
NM	No Mark	PB	Personal Best	PV	Pole Vault	Rk	Rank
SB	Season Best	SP	Shot Put				



MEDALLISTS

獎牌得主

Medal	Name	NUSF
GOLD	CRANSTON Kyle Stuart	AUS - Australia
SILVER	HASSI Juuso Antero	FIN - Finland
BRONZE	BOTH Aaron James	NZL - New Zealand



START LIST

出場名單

WORLD DECATHLON RECORD	9045 EATON Ashton	USA Beijing (CHN)	29 AUG 2015
UNIVERSIADE DECATHLON RECORD	8380 SEBRLE Roman	CZE Catania (ITA)	28 AUG 1997

HEAT 1 9:30

Lane	Bib	Name	NUSF Code	Date of Birth	PB	SB	Result	Rank
3	300	NIELSEN Christian Lind	DEN	5 AUG 1991		11.28		
4	815	HOLMBERG Henrik Johan Fj	NOR	23 SEP 1989		11.35		
5	760	RUIZ LOPEZ Felipe De Jesus	MEX	20 FEB 1995		11.29		
6	41	CRANSTON Kyle Stuart	AUS	3 SEP 1992		11.15		
7	824	BOOTH Aaron James	NZL	12 SEP 1996		11.15		
8	681	KREGERS Reinis	LAT	22 JAN 1992		11.14		

HEAT 2 9:36

Lane	Bib	Name	NUSF Code	Date of Birth	PB	SB	Result	Rank
3	1143	WANG Cheng-Yuan	TPE	9 OCT 1996		11.08		
4	385	MAUGEIN Maxime	FRA	27 SEP 1992		11.10		
5	419	BOLLINGER Marvin Lloyd Ka	GER	7 OCT 1996		11.09		
6	102	ANDRALOITS Maksim	BLR	17 JUN 1997		10.97		
7	357	HASSI Juuso Antero	FIN	4 APR 1993		10.96		
8	174	TURNER James	CAN	4 AUG 1993		10.91		

HEAT 3 9:42

Lane	Bib	Name	NUSF Code	Date of Birth	PB	SB	Result	Rank
3	382	LELIEVRE Jeremy	FRA	8 FEB 1991		10.84		
4	926	REMEDIOS Samuel	POR	24 FEB 1992		10.89		
5	274	LUKAS Marek	CZE	16 JUL 1991		10.88		
6	123	DE CARVALHO SANTOS Jefferson	BRA	30 AUG 1995		10.77		
7	964	PRETORIUS Fredriech	RSA	4 AUG 1995		10.74		
8	399	LANE John Ernest	GBR	29 JAN 1989		10.73		

Performance	Points
10.40	1000
10.83	900
11.28	800
11.76	700

Legend:

PB Personal Best **SB** Season Best



RESULTS

成績

WORLD DECATHLON RECORD	9045 EATON Ashton	USA Beijing (CHN)	29 AUG 2015
UNIVERSIADE DECATHLON RECORD	8380 SEBRLE Roman	CZE Catania (ITA)	28 AUG 1997

HEAT 1 Start Time: 9:30

Wind: -0.4 m/s

Rk	Bib	Name	NUSF Code	Date of Birth	Lane	Reaction Time	Result	Points
1	41	CRANSTON Kyle Stuart	AUS	3 SEP 1992	6	0.154	11.13 SB	832
2	824	BOOTH Aaron James	NZL	12 SEP 1996	7	0.150	11.19	819
3	760	RUIZ LOPEZ Felipe De Jesus	MEX	20 FEB 1995	5	0.179	11.41	771
4	300	NIELSEN Christian Lind	DEN	5 AUG 1991	3	0.171	11.45	763
5	681	KREGERS Reinis	LAT	22 JAN 1992	8	0.191	11.45	763
6	815	HOLMBERG Henrik Johan Fj	NOR	23 SEP 1989	4	0.172	11.66	719

HEAT 2 Start Time: 9:36

Wind: -0.6 m/s

Rk	Bib	Name	NUSF Code	Date of Birth	Lane	Reaction Time	Result	Points
1	174	TURNER James	CAN	4 AUG 1993	8	0.173	11.01	858
2	1143	WANG Cheng-Yuan	TPE	9 OCT 1996	3	0.181	11.06 SB	847
3	102	ANDRALOITS Maksim	BLR	17 JUN 1997	6	0.177	11.14	830
4	357	HASSI Juuso Antero	FIN	4 APR 1993	7	0.203	11.17	823
5	419	BOLLINGER Marvin Lloyd Ka	GER	7 OCT 1996	5	0.195	11.37	780
6	385	MAUGEIN Maxime	FRA	27 SEP 1992	4	0.185 YC	11.43	767

HEAT 3 Start Time: 9:42

Wind: -1.2 m/s

Rk	Bib	Name	NUSF Code	Date of Birth	Lane	Reaction Time	Result	Points
1	399	LANE John Ernest	GBR	29 JAN 1989	8	0.156	11.13	832
2	926	REMEDIOS Samuel	POR	24 FEB 1992	4	0.159	11.14	830
3	382	LELIEVRE Jeremy	FRA	8 FEB 1991	3	0.167	11.19	819
4	964	PRETORIUS Fredriech	RSA	4 AUG 1995	7	0.151	11.22	812
5	274	LUKAS Marek	CZE	16 JUL 1991	5	0.133	11.37	780
6	123	DE CARVALHO SANTOS Jefferson	BRA	30 AUG 1995	6	0.153	11.47	759

Weather conditions at the beginning of the 1st heat

Temperature: 37°C Humidity: 75% Conditions: Partly cloudy

Legend:	Rk	Rank	SB	Season Best	YC	Yellow Card
----------------	----	------	----	-------------	----	-------------



TAIPEI STADIUM
臺北田徑場

TAIPEI 2017 THU 周四
29TH SUMMER UNIVERSIADE 24 AUG 2017
9:30

ATHLETICS
田徑

MEN'S DECATHLON
男子十項運動

MEN'S 100M



RESULTS SUMMARY


賽況概要

WORLD DECATHLON RECORD	9045 EATON Ashton	USA Beijing (CHN)	29 AUG 2015
UNIVERSIADE DECATHLON RECORD	8380 SEBRLE Roman	CZE Catania (ITA)	28 AUG 1997

Rank	Bib	Name	NUSF Code	Heat	Lane	Position	Wind	Time	
1	174	TURNER James	CAN	2	8	1	-0.6	11.01	
2	1143	WANG Cheng-Yuan	TPE	2	3	2	-0.6	11.06	SB
3	41	CRANSTON Kyle Stuart	AUS	1	6	1	-0.4	11.13	SB
3	399	LANE John Ernest	GBR	3	8	1	-1.2	11.13	
5	102	ANDRALOITS Maksim	BLR	2	6	3	-0.6	11.14	
5	926	REMEDIOS Samuel	POR	3	4	2	-1.2	11.14	
7	357	HASSI Juuso Antero	FIN	2	7	4	-0.6	11.17	
8	824	BOOTH Aaron James	NZL	1	7	2	-0.4	11.19	
8	382	LELIEVRE Jeremy	FRA	3	3	3	-1.2	11.19	
10	964	PRETORIUS Fredriech	RSA	3	7	4	-1.2	11.22	
11	419	BOLLINGER Marvin Lloyd Ka	GER	2	5	5	-0.6	11.37	
11	274	LUKAS Marek	CZE	3	5	5	-1.2	11.37	
13	760	RUIZ LOPEZ Felipe De Jesus	MEX	1	5	3	-0.4	11.41	
14	385	MAUGEIN Maxime	FRA	2	4	6	-0.6 YC	11.43	
15	300	NIELSEN Christian Lind	DEN	1	3	4	-0.4	11.45	
15	681	KREGERS Reinis	LAT	1	8	5	-0.4	11.45	
17	123	DE CARVALHO SANTOS Jefferson	BRA	3	6	6	-1.2	11.47	
18	815	HOLMBERG Henrik Johan Fj	NOR	1	4	6	-0.4	11.66	

Note:
Yellow Card received in this or another event

Legend:
SB Season Best YC Yellow Card





START LIST

出場名單

CORRECTED
24 AUG 14:57

WORLD DECATHLON RECORD	9045 EATON Ashton	USA Beijing (CHN)	29 AUG 2015
UNIVERSIADE DECATHLON RECORD	8380 SEBRLE Roman	CZE Catania (ITA)	28 AUG 1997

HEAT 1 9:00

Lane	Bib	Name	NUSF Code	Date of Birth	PB	SB	Result	Rank
3	815	HOLMBERG Henrik Johan Fj	NOR	23 SEP 1989		15.44		
4	824	BOOTH Aaron James	NZL	12 SEP 1996		15.68		
5	760	RUIZ LOPEZ Felipe De Jesus	MEX	20 FEB 1995		15.46		
6	681	KREGERS Reinis	LAT	22 JAN 1992		15.31		
7	419	BOLLINGER Marvin Lloyd Ka	GER	7 OCT 1996		14.96		

HEAT 2 9:07

Lane	Bib	Name	NUSF Code	Date of Birth	PB	SB	Result	Rank
3	357	HASSI Juuso Antero	FIN	4 APR 1993		14.76		
4	300	NIELSEN Christian Lind	DEN	5 AUG 1991		14.88		
5	174	TURNER James	CAN	4 AUG 1993		14.77		
6	41	CRANSTON Kyle Stuart	AUS	3 SEP 1992		14.74		
7	1143	WANG Cheng-Yuan	TPE	9 OCT 1996		14.60		
8	382	LELIEVRE Jeremy	FRA	8 FEB 1991		14.55		

HEAT 3 9:14

Lane	Bib	Name	NUSF Code	Date of Birth	PB	SB	Result	Rank
3	385	MAUGEIN Maxime	YC FRA	27 SEP 1992		14.36		
4	123	DE CARVALHO SANTOS Jefferson	BRA	30 AUG 1995		14.55		
5	102	ANDRALOITS Maksim	BLR	17 JUN 1997		14.47		
6	964	PRETORIUS Fredriech	RSA	4 AUG 1995		14.32		
7	399	LANE John Ernest	GBR	29 JAN 1989		14.32		
8	274	LUKAS Marek	CZE	16 JUL 1991		14.22		

Performance	Points
13.81	1000
14.59	900
15.42	800
16.30	700

Note:
Yellow Card received in this or another event

Legend:
PB Personal Best SB Season Best YC Yellow Card



RESULTS

成績

WORLD DECATHLON RECORD	9045 EATON Ashton	USA Beijing (CHN)	29 AUG 2015
UNIVERSIADE DECATHLON RECORD	8380 SEBRLE Roman	CZE Catania (ITA)	28 AUG 1997

HEAT 1 Start Time: 9:00 Wind: -1.6 m/s

Rk	Bib	Name	NUSF Code	Date of Birth	Lane	Reaction Time	Result	Points
1	815	HOLMBERG Henrik Johan Fj	NOR	23 SEP 1989	3	0.172	15.82	753
2	824	BOOTH Aaron James	NZL	12 SEP 1996	4	0.179	15.85	750
3	681	KREGERS Reinis	LAT	22 JAN 1992	6	0.221	16.62	665
	419	BOLLINGER Marvin Lloyd Ka	GER	7 OCT 1996	7		DNS	
	760	RUIZ LOPEZ Felipe De Jesus	MEX	20 FEB 1995	5		DNS	

HEAT 2 Start Time: 9:07 Wind: -0.2 m/s

Rk	Bib	Name	NUSF Code	Date of Birth	Lane	Reaction Time	Result	Points
1	1143	WANG Cheng-Yuan	TPE	9 OCT 1996	7	0.205	15.03	846
2	41	CRANSTON Kyle Stuart	AUS	3 SEP 1992	6	0.224	15.11	836
3	357	HASSI Juuso Antero	FIN	4 APR 1993	3	0.181	15.17	829
4	382	LELIEVRE Jeremy	FRA	8 FEB 1991	8	0.164	15.18	828
5	300	NIELSEN Christian Lind	DEN	5 AUG 1991	4	0.203	15.33	810
	174	TURNER James	CAN	4 AUG 1993	5	0.187	DQ R 168.7b	0

HEAT 3 Start Time: 9:14 Wind: +1.2 m/s

Rk	Bib	Name	NUSF Code	Date of Birth	Lane	Reaction Time	Result	Points
1	385	MAUGEIN Maxime	FRA	27 SEP 1992	3	0.193 YC	14.69	887
2	102	ANDRALOITS Maksim	BLR	17 JUN 1997	5	0.172	F1 14.84	869
3	964	PRETORIUS Fredriech	RSA	4 AUG 1995	6	0.187	14.96	854
4	274	LUKAS Marek	CZE	16 JUL 1991	8	0.176	15.00	850
5	399	LANE John Ernest	GBR	29 JAN 1989	7	0.174	15.67	770
	123	DE CARVALHO SANTOS Jefferson	BRA	30 AUG 1995	4		DNS	

Note:
IAAF Rule 168.7b - Deliberately knocking down a hurdle

Legend:

DNS	Did not Start	DQ	Disqualified	Fn	False start	R	IAAF rule
Rk	Rank	YC	Yellow Card				



RESULTS SUMMARY

賽況概要

WORLD DECATHLON RECORD	9045 EATON Ashton	USA Beijing (CHN)	29 AUG 2015
UNIVERSIADE DECATHLON RECORD	8380 SEBRLE Roman	CZE Catania (ITA)	28 AUG 1997

Rank	Bib	Name	NUSF Code	Heat	Lane	Position	Wind	Time	
1	385	MAUGEIN Maxime	FRA	3	3	1	+1.2 YC	14.69	
2	102	ANDRALOITS Maksim	BLR	3	5	2	+1.2	14.84	
3	964	PRETORIUS Fredriech	RSA	3	6	3	+1.2	14.96	
4	274	LUKAS Marek	CZE	3	8	4	+1.2	15.00	
5	1143	WANG Cheng-Yuan	TPE	2	7	1	-0.2	15.03	
6	41	CRANSTON Kyle Stuart	AUS	2	6	2	-0.2	15.11	
7	357	HASSI Juuso Antero	FIN	2	3	3	-0.2	15.17	
8	382	LELIEVRE Jeremy	FRA	2	8	4	-0.2	15.18	
9	300	NIELSEN Christian Lind	DEN	2	4	5	-0.2	15.33	
10	399	LANE John Ernest	GBR	3	7	5	+1.2	15.67	
11	815	HOLMBERG Henrik Johan Fj	NOR	1	3	1	-1.6	15.82	
12	824	BOOTH Aaron James	NZL	1	4	2	-1.6	15.85	
13	681	KREGERS Reinis	LAT	1	6	3	-1.6	16.62	
	174	TURNER James	CAN	2	5			DQ	R 168.7b
	419	BOLLINGER Marvin Lloyd Ka	GER	1	7			DNS	
	123	DE CARVALHO SANTOS Jefferson	BRA	3	4			DNS	
	760	RUIZ LOPEZ Felipe De Jesus	MEX	1	5			DNS	

Note:
IAAF Rule 168.7b - Deliberately knocking down a hurdle

Note:
Yellow Card received in this or another event

Legend:
DNS Did not Start DQ Disqualified Fn False Start R IAAF rule
YC Yellow Card



START LIST

出場名單

WORLD DECATHLON RECORD	9045 EATON Ashton	USA Beijing (CHN)	29 AUG 2015
UNIVERSIADE DECATHLON RECORD	8380 SEBRLE Roman	CZE Catania (ITA)	28 AUG 1997

HEAT 1 21:45

Lane	Bib	Name	NUSF Code	Date of Birth	PB	SB	Result	Rank
3	824	BOOTH Aaron James	NZL	12 SEP 1996		51.27		
4	815	HOLMBERG Henrik Johan Fj	NOR	23 SEP 1989		51.89		
5	681	KREGERS Reinis	LAT	22 JAN 1992		51.63		
6	419	BOLLINGER Marvin Lloyd Ka	GER	7 OCT 1996		51.13		
7	926	REMEDIOS Samuel	POR	24 FEB 1992		50.75		
8	1143	WANG Cheng-Yuan	TPE	9 OCT 1996		50.18		

HEAT 2 21:57

Lane	Bib	Name	NUSF Code	Date of Birth	PB	SB	Result	Rank
3	760	RUIZ LOPEZ Felipe De Jesus	MEX	20 FEB 1995		49.91		
4	300	NIELSEN Christian Lind	DEN	5 AUG 1991		50.05		
5	274	LUKAS Marek	CZE	16 JUL 1991		50.00		
6	123	DE CARVALHO SANTOS Jefferson	BRA	30 AUG 1995		49.64		
7	964	PRETORIUS Fredriech	RSA	4 AUG 1995		49.57		
8	41	CRANSTON Kyle Stuart	AUS	3 SEP 1992		49.53		

HEAT 3 22:09

Lane	Bib	Name	NUSF Code	Date of Birth	PB	SB	Result	Rank
3	399	LANE John Ernest	GBR	29 JAN 1989		48.53		
4	357	HASSI Juuso Antero	FIN	4 APR 1993		49.34		
5	382	LELIEVRE Jeremy	FRA	8 FEB 1991		48.65		
6	385	MAUGEIN Maxime	FRA	27 SEP 1992		49.20		
7	174	TURNER James	CAN	4 AUG 1993		48.93		
8	102	ANDRALOITS Maksim	BLR	17 JUN 1997		49.23		

Scoring Table

Performance	Points
46.17	1000
48.20	900
50.33	800
52.58	700

Legend:

PB Personal Best **SB** Season Best



RESULTS

成績

WORLD DECATHLON RECORD	9045 EATON Ashton	USA Beijing (CHN)	29 AUG 2015
UNIVERSIADE DECATHLON RECORD	8380 SEBRLE Roman	CZE Catania (ITA)	28 AUG 1997

HEAT 1 Start Time: 21:45

Rk	Bib	Name	NUSF Code	Date of Birth	Lane	Reaction Time	Result	Points
1	824	BOOTH Aaron James	NZL	12 SEP 1996	3	0.164	49.75 SB	826
2	1143	WANG Cheng-Yuan	TPE	9 OCT 1996	8	0.167	50.02 SB	814
3	815	HOLMBERG Henrik Johan Fj	NOR	23 SEP 1989	4	0.141	51.13 SB	763
4	681	KREGERS Reinis	LAT	22 JAN 1992	5	0.191	51.61 SB	742
	419	BOLLINGER Marvin Lloyd Ka	GER	7 OCT 1996	6		DNS	
	926	REMEDIOS Samuel	POR	24 FEB 1992	7		DNS	

HEAT 2 Start Time: 21:57

Rk	Bib	Name	NUSF Code	Date of Birth	Lane	Reaction Time	Result	Points
1	41	CRANSTON Kyle Stuart	AUS	3 SEP 1992	8	0.179	48.99 SB	862
2	274	LUKAS Marek	CZE	16 JUL 1991	5	0.176	50.64	785
3	300	NIELSEN Christian Lind	DEN	5 AUG 1991	4	0.215	50.86	775
4	964	PRETORIUS Fredriech	RSA	4 AUG 1995	7	0.168	51.70	738
5	760	RUIZ LOPEZ Felipe De Jesus	MEX	20 FEB 1995	3	0.181	51.93	728
	123	DE CARVALHO SANTOS Jefferson	BRA	30 AUG 1995	6	0.190	DNF	0

HEAT 3 Start Time: 22:09

Rk	Bib	Name	NUSF Code	Date of Birth	Lane	Reaction Time	Result	Points
1	174	TURNER James	CAN	4 AUG 1993	7	0.173	49.13	855
2	382	LELIEVRE Jeremy	FRA	8 FEB 1991	5	0.186	49.31	847
3	102	ANDRALOITS Maksim	BLR	17 JUN 1997	8	0.180	49.38	843
4	385	MAUGEIN Maxime	FRA	27 SEP 1992	6	0.173 YC	50.32	800
5	357	HASSI Juuso Antero	FIN	4 APR 1993	4	0.192	50.80	778
6	399	LANE John Ernest	GBR	29 JAN 1989	3	0.151	51.17	761

Weather conditions at the beginning of the 1st heat

Temperature: 28°C Humidity: 84% Conditions: Partly cloudy

Legend:							
DNF	Did not Finish	DNS	Did not Start	Rk	Rank	SB	Season Best
YC	Yellow Card						



RESULTS SUMMARY

賽況概要

WORLD DECATHLON RECORD	9045 EATON Ashton	USA Beijing (CHN)	29 AUG 2015
UNIVERSIADE DECATHLON RECORD	8380 SEBRLE Roman	CZE Catania (ITA)	28 AUG 1997

Rank	Bib	Name	NUSF Code	Group	Position	Result	
1	102	ANDRALOITS Maksim	BLR	A	1	43.31	
2	382	LELIEVRE Jeremy	FRA	A	2	43.02	
3	815	HOLMBERG Henrik Johan Fj	NOR	B	1	42.86	SB
4	964	PRETORIUS Fredriech	RSA	B	2	41.93	
5	357	HASSI Juuso Antero	FIN	A	3	41.84	
6	41	CRANSTON Kyle Stuart	AUS	A	4	41.53	
7	824	BOOTH Aaron James	NZL	A	5	41.45	
8	174	TURNER James	CAN	A	6	41.14	
9	681	KREGERS Reinis	LAT	A	7	39.86	
10	274	LUKAS Marek	CZE	B	3	39.28	
11	399	LANE John Ernest	GBR	A	8	38.14	
12	385	MAUGEIN Maxime	FRA	B	4	37.92	YC
13	1143	WANG Cheng-Yuan	TPE	B	5	35.61	SB
14	300	NIELSEN Christian Lind	DEN	B	6	30.33	
	419	BOLLINGER Marvin Lloyd Ka	GER	B		DNS	
	123	DE CARVALHO SANTOS Jefferson	BRA	A		DNS	
	760	RUIZ LOPEZ Felipe De Jesus	MEX	B		DNS	

Note:
Yellow Card received in this or another event

Legend:
DNS Did not Start SB Season Best YC Yellow Card



RESULTS SUMMARY

賽況概要

WORLD DECATHLON RECORD	9045 EATON Ashton	USA Beijing (CHN)	29 AUG 2015
UNIVERSIADE DECATHLON RECORD	8380 SEBRLE Roman	CZE Catania (ITA)	28 AUG 1997

Rank	Bib	Name	NUSF Code	Group	Position	Result	
1	419	BOLLINGER Marvin Lloyd Ka	GER	A	1	2.04	
2	824	BOOTH Aaron James	NZL	B	1	2.01	SB
3	815	HOLMBERG Henrik Johan Fj	NOR	A	2	2.01	=SB
4	681	KREGERS Reinis	LAT	B	2	1.98	SB
5	41	CRANSTON Kyle Stuart	AUS	A	3	1.98	
6	964	PRETORIUS Fredriech	RSA	B	3	1.98	SB
7	357	HASSI Juuso Antero	FIN	B	4	1.95	SB
8	102	ANDRALOITS Maksim	BLR	A	4	1.95	
9	399	LANE John Ernest	GBR	A	5	1.95	
10	123	DE CARVALHO SANTOS Jefferson	BRA	A	6	1.92	
11	385	MAUGEIN Maxime	FRA	A	7	1.92	YC
12	174	TURNER James	CAN	B	5	1.83	
13	274	LUKAS Marek	CZE	B	6	1.80	
14	300	NIELSEN Christian Lind	DEN	B	7	1.80	
15	382	LELIEVRE Jeremy	FRA	B	8	1.80	
16	1143	WANG Cheng-Yuan	TPE	B	9	1.80	
	760	RUIZ LOPEZ Felipe De Jesus	MEX	A		NM	
	926	REMEDIOS Samuel	POR	A		DNS	

Note:
Yellow Card received in this or another event

Legend:
=SB Equal Season Best DNS Did not Start NM No Mark SB Season Best
YC Yellow Card



RESULTS SUMMARY

賽況概要

WORLD DECATHLON RECORD	9045 EATON Ashton	USA Beijing (CHN)	29 AUG 2015
UNIVERSIADE DECATHLON RECORD	8380 SEBRLE Roman	CZE Catania (ITA)	28 AUG 1997

Rank	Bib	Name	NUSF Code	Group	Position	Wind	Result	
1	174	TURNER James	CAN	A	1	0.0	7.25	
2	824	BOOTH Aaron James	NZL	B	1	+1.0	7.17	SB
3	1143	WANG Cheng-Yuan	TPE	B	2	+0.4	7.15	SB
4	357	HASSI Juuso Antero	FIN	B	3	+0.5	7.14	
5	41	CRANSTON Kyle Stuart	AUS	B	4	+0.5	7.04	SB
6	382	LELIEVRE Jeremy	FRA	A	2	+0.4	7.03	
7	399	LANE John Ernest	GBR	A	3	+0.9	6.94	
8	102	ANDRALOITS Maksim	BLR	A	4	+0.3	6.93	
9	964	PRETORIUS Fredriech	RSA	A	5	-0.2	6.88	
10	300	NIELSEN Christian Lind	DEN	B	5	+0.4	6.83	
11	123	DE CARVALHO SANTOS Jefferson	BRA	A	6	-0.5	6.80	
12	385	MAUGEIN Maxime	FRA	A	7	+0.3 YC	6.80	
13	681	KREGERS Reinis	LAT	B	6	+1.5	6.70	
14	419	BOLLINGER Marvin Lloyd Ka	GER	A	8	+0.4	6.64	
15	274	LUKAS Marek	CZE	B	7	-1.0	6.53	
16	815	HOLMBERG Henrik Johan Fj	NOR	B	8	+0.7	6.44	
17	760	RUIZ LOPEZ Felipe De Jesus	MEX	B	9	+0.8	6.24	
	926	REMEDIOS Samuel	POR	A			NM	

Note:
Yellow Card received in this or another event

Legend:
NM No Mark **SB** Season Best **YC** Yellow Card



RESULTS SUMMARY

賽況概要

WORLD DECATHLON RECORD	9045 EATON Ashton	USA Beijing (CHN)	29 AUG 2015
UNIVERSIADE DECATHLON RECORD	8380 SEBRLE Roman	CZE Catania (ITA)	28 AUG 1997

Rank	Bib	Name	NUSF Code	Group	Position	Result
1	274	LUKAS Marek	CZE	A	1	14.45
2	123	DE CARVALHO SANTOS Jefferson	BRA	A	2	14.43
3	382	LELIEVRE Jeremy	FRA	A	3	14.29
4	357	HASSI Juuso Antero	FIN	A	4	13.88
5	41	CRANSTON Kyle Stuart	AUS	B	1	13.76 SB
6	174	TURNER James	CAN	A	5	13.69
7	102	ANDRALOITS Maksim	BLR	A	6	13.66
8	964	PRETORIUS Fredriech	RSA	B	2	13.56
9	824	BOOTH Aaron James	NZL	B	3	13.49 SB
10	385	MAUGEIN Maxime	FRA	A	7 YC	13.46
11	419	BOLLINGER Marvin Lloyd Ka	GER	B	4	13.45
12	399	LANE John Ernest	GBR	A	8	13.24
13	815	HOLMBERG Henrik Johan Fj	NOR	B	5	13.09 SB
14	681	KREGERS Reinis	LAT	A	9	12.96
15	300	NIELSEN Christian Lind	DEN	B	6	12.68
16	1143	WANG Cheng-Yuan	TPE	B	7	12.56 SB
17	760	RUIZ LOPEZ Felipe De Jesus	MEX	B	8	12.20
	926	REMEDIOS Samuel	POR	B		DNS

Note:
Yellow Card received in this or another event

Legend:
DNS Did not Start SB Season Best YC Yellow Card




RESULT BOOK

29TH Summer Universiade Taipei 2017



Athletics

Men's Discus





MEDALLISTS

獎牌得主

Medal	Name	NUSF
GOLD	JAGERS III Reginald Louis	USA - United States of America
SILVER	FIRFIRICA Alin Alexandru	ROU - Romania
BRONZE	SZIKSZAI Robert Tamas	HUN - Hungary



RESULTS SUMMARY

賽況概要

WORLD RECORD	74.08	SCHULT Jürgen	GDR	Neubrandenburg (GER)	6 JUN 1986
UNIVERSIADE RECORD	69.46	DELIS Luis	CUB	Edmonton (CAN)	8 JUL 1983

Rank	Bib	Name	NUSF Code	Group	Position	Result
1	933	FIRFIRICA Alin Alexandru	ROU	B	1	61.98 Q SB
2	477	SZIKSZAI Robert Tamas	HUN	A	1	61.01 Q
3	1266	JAGERS III Reginald Louis	USA	A	2	60.43 Q
4	475	HUSZAK Janos Richard	HUN	B	2	59.47 q
5	747	COTA CASTRO Mario	MEX	B	3	58.25 q
6	405	THOMPSON Gregory Leigh	GBR	B	4	57.94 q
7	923	BELO Francisco	POR	B	5	57.73 q
8	739	SHAMSHUDDIN Muhammad Irfan	MAS	A	3	57.42 q
9	712	POSKA Domantas	LTU	B	6	56.70 q
10	427	KLAUS Maximilian	GER	A	4	56.20 q
11	124	DOS REIS Douglas Junior	BRA	A	5	55.94 q
12	259	MARKOVIC Martin	CRO	A	6	55.40 q SB
13	292	ELLEGAARD Andreas Hoeyby	DEN	A	7	53.63
14	420	BRANDT Torben Torsten	GER	B	7	50.78
15	653	KIM Donghyuk	KOR	A	8	49.11
16	970	VAN ROOYEN Jason Jullian	RSA	B	8	47.15
17	327	ESPIN SANCHEZ Eduardo Santiag	ECU	A	9	44.62
18	857	CAONG Carlo	PHI	B	9	38.73
	1124	ASHUROV Faridun	TJK	A		NM
	524	LEVI Itamar	ISR	A		NM
	891	STOJ Bartlomiej Pawe	POL	B		NM

Qualification: Qualifying performance 60.00 (Q) or at least 12 best performers (q) advance to the Final

Legend:	NM No Mark	Q Qualified by standard	q Qualified by performance	SB Season Best
----------------	-------------------	--------------------------------	-----------------------------------	-----------------------



RESULT BOOK

29TH Summer Universiade Taipei 2017



Athletics

Men's Half Marathon





MEDALLISTS

獎牌得主

Medal	Name	NUSF
GOLD	KATANISHI Kei	JPN - Japan
SILVER	KUDO Naoki	JPN - Japan
BRONZE	SUZUKI Kengo	JPN - Japan




RESULT BOOK

29TH Summer Universiade Taipei 2017



Athletics

Men's Hammer





MEDALLISTS

獎牌得主

Medal	Name	NUSF
GOLD	FAJDEK Pawel	POL - Poland
SILVER	BAREISHA Pavel	BLR - Belarus
BRONZE	MARGHIEV Serghei	MDA - Republic of Moldova



RESULTS SUMMARY

賽況概要

WORLD RECORD	86.74	SEDYKH Yuriy	URS Stuttgart (GER)	30 AUG 1986
UNIVERSIADE RECORD	82.77	TIKHON Ivan	BLR Daegu (KOR)	30 AUG 2003

Rank	Bib	Name	NUSF Code	Group	Position	Result
1	743	MARGHIEV Serghei	MDA	A	1	72.59 Q
2	474	HALASZ Bence	HUN	A	2	71.29 Q
3	748	DEL REAL GALINDO Diego Alan	MEX	A	3	70.50 Q
4	1183	BALTACI Ozkan	TUR	B	1	70.43 Q
5	103	BAREISHA Pavel	BLR	B	2	70.29 Q
6	1233	REHEDA Serhii	UKR	A	4	68.25 Q
7	879	FAJDEK Pawel	POL	B	3	67.97 Q
8	535	FALLONI Simone	ITA	B	4	67.47 Q
9	1080	KRUZLIAK Tomas	SVK	B	5	66.44 Q
10	957	MAKHETHE Itumelengshepa	RSA	A	5	66.39 Q
11	268	POURSANIDIS Alexandros	CYP	A	6	65.45 Q
12	428	MIKHAILOV Alexei Vladimir	GER	B	6	64.11 Q
13	21	GOMEZ Joaquin Gabriel	ARG	A	7	63.33 Q
14	582	SUMI Kunihiro	JPN	A	8	62.01 Q
15	1147	WU Jhou-Wei	TPE	B	7	61.59 Q
16	245	AGUIRRE VANEGAS Daniel Felipe	COL	A	9	61.32 Q
17	949	FRECHOU Renaldo Rashual	RSA	B	8	60.84 Q
18	299	MURMANN Taj	DEN	A	10	57.96
19	499	Taranveer Singh	IND	B	9	54.03
20	1125	MUSOEV Abdurauf	TJK	B	10	53.38

Qualification: Qualifying performance 60.00 (Q) or at least 12 best performers (q) advance to the Final

Legend:
Q Qualified by standard




RESULT BOOK

29TH Summer Universiade Taipei 2017



Athletics

Men's High Jump





TAIPEI STADIUM
臺北田徑場

TAIPEI 2017 FRI 周五
29TH SUMMER UNIVERSIADE 25 AUG 2017
18:30

ATHLETICS
田徑

MEN'S HIGH JUMP
男子跳高

FINAL



RESULTS SUMMARY


賽況概要

WORLD RECORD	2.45	SOTOMAYOR Javier	CUB Salamanca (ESP)	27 JUL 1993
UNIVERSIADE RECORD	2.41	PAKLIN Igor	URS Kobe (JPN)	4 SEP 1985

Rank	Bib	Name	NUSF Code	Group	Position	Result
1	430	WENDRICH Falk Henning	GER		1	2.29 PB
2	536	FASSINOTTI Marco	ITA		2	2.29 SB
3	1135	HSIANG Chun-Hsien	TPE		3	2.26 SB
4	404	SMITH Allan Fraser	GBR		4	2.23
5	708	GLEBAUSKAS Adrijus	LTU		5	2.23 PB
6	523	KROYTOR Dmitry	ISR		6	2.23 SB
7	955	LINKS Mpho Benjamin	RSA		7	2.23 =PB
8	661	WOO Sanghyeok	KOR		8	2.20
9	22	LAYOY Carlos Daniel	ARG		9	2.20 SB
10	883	KOBIELSKI Norbert Piotr	POL		10	2.15
10	525	LIBERMAN Tzur	ISR		10	2.15
12	615	LOSHKAREV Roman	KAZ		12	2.15

Legend:

=PB Equal Personal Best PB Personal Best SB Season Best





TAIPEI STADIUM
臺北田徑場

TAIPEI 2017 WED 周三
29th SUMMER UNIVERSIADE 23 AUG 2017
18:45

ATHLETICS
田徑

MEN'S HIGH JUMP
男子跳高

QUALIFICATION



RESULTS SUMMARY

賽況概要

WORLD RECORD	2.45 SOTOMAYOR Javier	CUB Salamanca (ESP)	27 JUL 1993
UNIVERSIADE RECORD	2.41 PAKLIN Igor	URS Kobe (JPN)	4 SEP 1985

Rank	Bib	Name	NUSF Code	Group	Position	Result
1	536	FASSINOTTI Marco	ITA	A	1	2.15 q
1	883	KOBIELSKI Norbert Piotr	POL	B	1	2.15 q
1	523	KROYTOR Dmitry	ISR	B	1	2.15 q
1	22	LAYOY Carlos Daniel	ARG	A	1	2.15 q
1	404	SMITH Allan Fraser	GBR	B	1	2.15 q
1	430	WENDRICH Falk Henning	GER	A	1	2.15 q
1	661	WOO Sanghyeok	KOR	B	1	2.15 q
8	1135	HSIANG Chun-Hsien	TPE	B	5	2.15 q
9	708	GLEBAUSKAS Adrijus	LTU	B	6	2.15 q
10	955	LINKS Mpho Benjamin	RSA	A	4	2.15 q
11	525	LIBERMAN Tzur	ISR	A	5	2.15 q
12	615	LOSHKAREV Roman	KAZ	A	6	2.15 q
13	826	KERR Hamish Andrew G	NZL	A	7	2.10
14	35	BALDWIN Joseph Heath Aa	AUS	B	7	2.10
14	924	CONCEICAO Paulo	POR	A	8	2.10
16	935	LAZARICA Dan Claudiu	ROU	A	9	2.10
17	537	MELONI Eugenio	ITA	B	8	2.10
18	153	CATE Sean Adam	CAN	B	9	2.10
19	239	MAYACK II Marcel Richard	CMR	B	10	2.05
19	727	RUTARE Kevin	LUX	B	10	2.05
21	336	TAFENAU Kristjan	EST	A	10	2.05
22	1127	ZARIPOV Husniddin	TJK	A	11	2.05
	738	MOHD SHAH Norshafiee	MAS	B		NM
	520	AL-IBRAHEEMI Hussein Falah H	IRQ	A		DNS
	1000	TURAY Abass	SLE	A		DNS

Qualification: Qualifying performance 2.23 (Q) or at least 12 best performers (q) advance to the Final

Legend:

DNS Did not Start **NM** No Mark **q** Qualified by performance






RESULT BOOK

29TH Summer Universiade Taipei 2017



Athletics

Men's Javelin





MEDALLISTS

獎牌得主

Medal	Name	NUSF
GOLD	CHENG Chao-Tsun	TPE - Chinese Taipei
SILVER	HOFMANN Andreas Emil	GER - Germany
BRONZE	HUANG Shih-Feng	TPE - Chinese Taipei



RESULTS SUMMARY

賽況概要

WORLD RECORD	98.48 Železný Jan	CZE Jena (GER)	25 MAY 1996
UNIVERSIADE RECORD	86.50 CORBETT Marius	RSA Catania (ITA)	28 JUL 1997

Rank	Bib	Name	NUSF Code	Group	Position	Result
1	424	HOFMANN Andreas Emil	GER	B	1	83.51 Q
2	1132	CHENG Chao-Tsun	TPE	A	1	81.54 Q
3	1136	HUANG Shih-Feng	TPE	B	2	77.78 Q
4	742	MARDARE Andrian	MDA	A	2	77.69 Q
5	884	KRUKOWSKI Marcin	POL	A	3	77.28 Q
6	579	OGURA Kenji	JPN	A	4	76.13 Q
7	476	RIVASZ-TOTH Norbert	HUN	B	3	75.75 q
8	827	LANGTON BURNELL Benjamin James	NZL	B	4	75.58 q
9	716	SIMOLIUNAS Skirmantas	LTU	A	5	75.28 q
10	54	WHITE William David B	AUS	B	5	74.16 q
11	50	O'BRIEN Liam James	AUS	A	6	74.14 q
12	1044	RANASINGHE R M Sumedha Jag	SRI	B	6	72.25 q
13	1187	ONCEL Emin	TUR	A	7	71.65
14	788	TIMMERMAN Lars	NED	A	8	71.01
15	950	GROBLER Johannes Jacobu	RSA	B	7	70.92
16	679	GRIVA Janis Svens	LAT	A	9	70.75
17	1026	SAMAC Vedran	SRB	A	10	70.71
18	709	MATUSEVICIUS Edis	LTU	B	8	70.61
19	575	KOMINAMI Takuto	JPN	B	9	70.43
20	360	PELTOMAEKI Sami Markus	FIN	A	11	69.55
21	644	BAE Yuil	KOR	A	12	67.57
22	850	YASIR Muhammad	PAK	B	10	66.79
23	875	CHMIELAK Hubert	POL	B	11	66.50
24	160	KRZYSZKOWSKI John	CAN	B	12	65.10
25	159	KARAKOLIS Evan G	CAN	A	13	62.98
26	1211	OKELLO Robert	UGA	B	13	56.18
	521	AL-YASARI Karrar Raad Muh	IRQ	B		DNS

Qualification: Qualifying performance 76.00 (Q) or at least 12 best performers (q) advance to the Final

Legend:

DNS Did not Start **Q** Qualified by standard **q** Qualified by performance




RESULT BOOK

29TH Summer Universiade Taipei 2017



Athletics

Men's Long Jump





MEDALLISTS

獎牌得主

Medal	Name	NUSF
GOLD	JUSKA Radek	CZE - Czech Republic
SILVER	TRIKI Yasser Mohammed	ALG - Algeria
BRONZE	MAIAU Raihau	FRA - France




RESULT BOOK

29TH Summer Universiade Taipei 2017



Athletics

Men's Pole Vault





MEDALLISTS

獎牌得主

Medal	Name	NUSF
GOLD	FERREIRA Diogo	POR - Portugal
SILVER	GRIGORYEV Sergey	KAZ - Kazakhstan
BRONZE	STECCHI Claudio	ITA - Italy



RESULTS SUMMARY

賽況概要

WORLD RECORD	6.16 LAVILLENIE Renaud	FRA Donetsk (UKR)	15 FEB 2014
=UNIVERSIADE RECORD	5.80 OTTO Björn	GER Izmir (TUR)	18 AUG 2005

Rank	Bib	Name	NUSF Code	Group	Position	Result
1	379	COLLET Mathieu	FRA	A	1	5.30 Q
1	540	STECCHI Claudio	ITA	B	1	5.30 Q
3	34	ARMSTRONG Angus Leckie Ro	AUS	B	2	5.30 Q
3	569	EJIMA Masaki	JPN	B	2	5.30 Q
3	126	GERMANO SPINELLI Bruno	BRA	A	2	5.30 Q
3	607	GRIGORYEV Sergey	KAZ	A	2	5.30 Q
3	172	THEODORE Deryk Tsuyoshi	CAN	B	2	5.30 Q
8	606	FILIPPOV Nikita	KAZ	B	5	5.30 Q
9	754	LUNA ESTES Jorge	MEX	B	6	5.30 Q
10	925	FERREIRA Diogo	POR	B	7	5.30 Q
11	830	SOUTHGATE Nicholas Colin	NZL	A	4	5.30 Q
12	789	VAN DER WIJST Koen Evan	NED	B	8	5.30 Q
13	647	HAN Duhyeon	KOR	A	5	5.20
14	10	CHERABI Hichem-Khalil	ALG	A	6	5.10
15	1086	ZMORAY Jan	SVK	A	7	5.10
16	150	ALLEN Spencer	CAN	A	8	4.90
17	39	CLOUGH Stephen Michael	AUS	A	9	4.90
	881	JERZY Mateusz Maria	POL	A		NM
	1229	MALYKHIN Vladyslav	UKR	A		NM
	890	SOBERA Robert	POL	B		NM
	1007	TICAR Ambroz	SLO	B		NM
	400	MYERS Charlie	GBR	B		DNS

Qualification: Qualifying performance 5.30 (Q) or at least 12 best performers (q) advance to the Final

Legend:

DNS Did not Start NM No Mark Q Qualified by standard




RESULT BOOK

29TH Summer Universiade Taipei 2017



Athletics

Men's Shot Put





MEDALLISTS

獎牌得主

Medal	Name	NUSF
GOLD	BELO Francisco	POR - Portugal
SILVER	BUKOWIECKI Konrad	POL - Poland
BRONZE	GAG Andrei Marius	ROU - Romania




RESULT BOOK

29TH Summer Universiade Taipei 2017



Athletics

Men's 20km walk





RESULTS

成績

Rk	Bib	Name	Date of Birth	Result
1		JAPAN		4:28:41
1	590	YAMANISHI Toshikazu	15 FEB 1996	1:27:30
3	580	OIKAWA Fumitaka	5 APR 1995	1:30:11
7	577	NODA Tomohiro	24 JAN 1996	1:31:00
2		MEXICO		4:29:14
2	17	SALAZAR ENRIQUEZ Julio Cesar	8 JUL 1993	1:28:20
4	757	PALMA OLIVARES Ever Jair	18 MAR 1992	1:30:23
5	758	PALMA OLIVARES Isaac Antonio	26 OCT 1990	1:30:31
3		UKRAINE		4:41:34
6	1223	GLAVAN Igor	25 SEP 1990	1:30:39
10	1228	LITANIUK Valerii	2 APR 1994	1:34:12
15	1222	BANZERUK Ivan	9 FEB 1990	1:36:43
19	1225	HRECHKOVSKYI Andrii	30 AUG 1993	1:40:15
4		REPUBLIC of KOREA		4:42:25
9	645	CHOE Byeong Kwang	7 APR 1991	1:33:08
11	651	JOO Hyunmyeong	31 MAY 1997	1:34:28
12	652	KANG Kildong	12 JUL 1992	1:34:49
5		PEOPLE'S REPUBLIC of CHINA		5:07:40
18	221	ZHAO Fujian	11 OCT 1989	1:40:14
20	209	HAN Jijiang	20 JUL 1993	1:40:56
21	218	YAN Dexiang	18 JUN 1993	1:46:30



MEDALLISTS

獎牌得主

Medal	NUSF	Name
GOLD	JPN - Japan	YAMANISHI Toshikazu OIKAWA Fumitaka NODA Tomohiro
SILVER	MEX - Mexico	SALAZAR ENRIQUEZ Julio Cesar PALMA OLIVARES Ever Jair PALMA OLIVARES Isaac Antonio
BRONZE	UKR - Ukraine	GLAVAN Igor LITANIUK Valerii BANZERUK Ivan HRECHKOVSKIY Andrii



RESULT BOOK


29TH Summer Universiade Taipei 2017



Athletics

Men's Team Half

Marathon





RESULTS

成績

Rk	Bib	Name	Date of Birth	Result
1		JAPAN		3:19:28
1	43	KATANISHI Kei	18 MAR 1997	1:06:09
2	36	KUDO Naoki	5 SEP 1995	1:06:23
3	33	SUZUKI Kengo	11 JUN 1995	1:06:56
6	38	TOCHIGI Wataru	8 MAY 1995	1:08:59
12	47	SUZUKI Takato	23 JUL 1997	1:10:23
2		SOUTH AFRICA		3:31:38
5	52	KEKANA Mokofane Milton	3 OCT 1995	1:08:57
14	31	MASIHLEHO Thabang Ambitio	17 MAY 1990	1:11:04
19	41	MULAUDZI Collen	8 APR 1991	1:11:37
32	75	EESOU Mariano Lin Co	7 DEC 1991	1:15:38
3		TURKEY		3:34:42
10	49	YILDIRIMCI Sabahattin	25 MAR 1994	1:09:30
20	51	ALICI Yusuf	7 APR 1991	1:11:47
25	46	TASDEMIR Aykut	20 JAN 1991	1:13:25
4		MONGOLIA		3:35:58
7	73	TSEVEENRAVDAN Byambajav	7 JUL 1990	1:09:14
22	40	DAMBADARJAA Gantulga	3 FEB 1989	1:12:15
27	60	NARANDULAM Munkhbayar	28 OCT 1990	1:14:29
40	76	BOLD Suvragakhairkha	13 JAN 1992	1:29:57
5		CHINESE TAIPEI		3:41:15
9	35	CHOU Ting-Yin	7 JUL 1991	1:09:17
28	61	TENG Hsin-Chuan	28 JUN 1996	1:14:30
33	70	CHEN Ping-Feng	18 SEP 1993	1:17:28
6		REPUBLIC of KOREA		3:42:07
21	55	CHOI Minyong	10 AUG 1994	1:11:57
29	56	KIM Taejin	27 OCT 1995	1:14:51
30	37	LEE Jungkook	18 DEC 1995	1:15:19
7		PEOPLE'S REPUBLIC of CHINA		3:45:35
18	78	TIAN Huadong	12 DEC 1989	1:11:26
26	69	LIU Tao	10 FEB 1994	1:13:52
36	58	WANG Hao	25 MAR 1995	1:20:17
8		UGANDA		3:47:49
4	39	KATEREGGA John	5 MAY 1994	1:07:27
35	74	TURIHOHABWE Fortunate	1 JUL 1993	1:18:58
37	67	MIGADDE Kenneth	9 NOV 1993	1:21:24
38	44	ONGOM Timothy Ambrose	10 MAR 1994	1:21:25



MEDALLISTS

獎牌得主

Medal	NUSF	Name
GOLD	JPN - Japan	KATANISHI Kei KUDO Naoki SUZUKI Kengo TOCHIGI Wataru SUZUKI Takato
SILVER	RSA - South Africa	KEKANA Mokofane Milton MASIHLEHO Thabang Ambitio MULAUDZI Collen EESOU Marianio Lin Co
BRONZE	TUR - Turkey	YILDIRIMCI Sabahattin ALICI Yusuf TASDEMIR Aykut



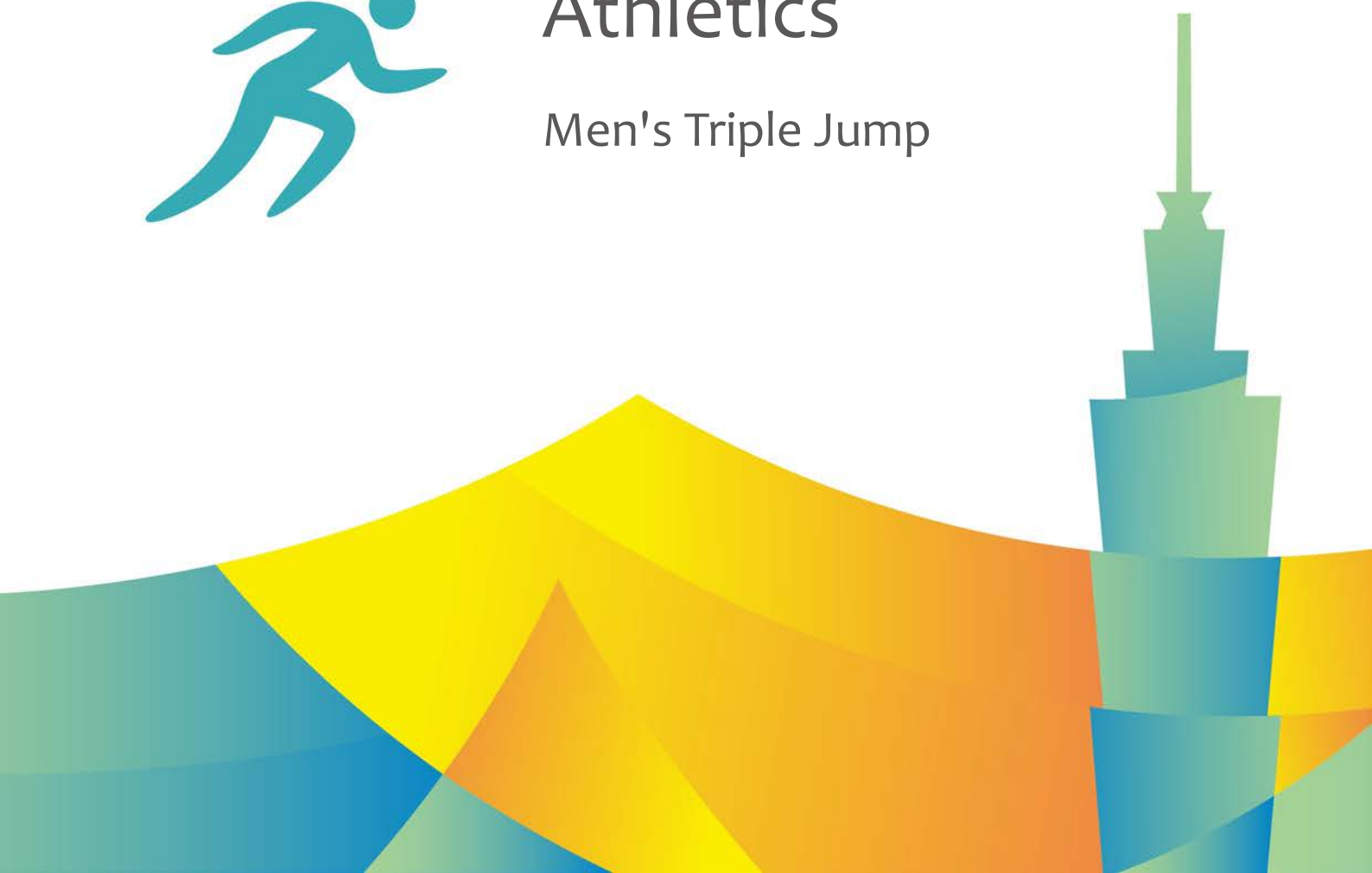
RESULT BOOK

29TH Summer Universiade Taipei 2017



Athletics

Men's Triple Jump





MEDALLISTS

獎牌得主

Medal	Name	NUSF
GOLD	BABAYEV Nazim	AZE - Azerbaijan
SILVER	ZANGO Hugues Fabrice	BUR - Burkina Faso
BRONZE	YAMAMOTO Ryoma	JPN - Japan



RESULTS SUMMARY

賽況概要

WORLD RECORD	18.29 EDWARDS Jonathan	GBR Göteborg (SWE)	7 AUG 1995
UNIVERSIADE RECORD	17.86 SIMPKINS Charlie	USA Kobe (JPN)	2 SEP 1985

Rank	Bib	Name	NUSF Code	Group	Position	Wind	Result	
1	589	YAMAMOTO Ryoma	JPN	B	1	+0.9	16.65	Q
2	746	ALVAREZ MUNOZ Alberto	MEX	B	2	+0.6	16.47	q
3	84	BABAYEV Nazim	AZE	B	3	+0.5	16.32	q
4	16	TRIKI Yasser Mohammed	ALG	A	1	+0.5	16.24	q
5	147	ZANGO Hugues Fabrice	BUR	B	4	+0.9	16.21	q
6	119	CASSEMIRO ROSA Jean	BRA	B	5	-0.1	16.20	q
7	527	YAKUBOV Tom	ISR	B	6	-0.6	16.07	q
8	118	ADAO DE SA Mateus Daniel	BRA	A	2	+0.9	16.01	q
9	1084	VESZELKA Tomas	SVK	B	7	-0.1	15.92	q
10	239	MAYACK II Marcel Richard	CMR	B	8	+1.1	15.68	q
11	1262	CARODINE JR Tony	USA	A	3	+0.6	15.63	q
12	406	TRIGG Samuel Alexande	GBR	A	4	+0.9	15.61	q
13	214	LIU Yan	CHN	B	9	+0.5	15.46	
14	946	APHANE Reneilwe Ntshim	RSA	A	5	0.0	15.36	
15	660	NAM Suhwan	KOR	A	6	0.0	15.30	
16	1138	LEE Kuei-Lung	TPE	A	7	-0.2	15.24	
17	288	BAGGE Jannick	DEN	A	8	+0.3	14.78	SB
18	863	PABLO Rogil	PHI	A	9	-0.1	14.54	
19	1296	DUBE Dumezweni Dexte	ZIM	B	10	+0.6	14.24	
20	298	JOHANSEN Martin Brueckne	DEN	B	11	+0.1	14.01	
21	666	ALKHALAF Hussain Abdulla	KSA	A	10	-0.5	13.47	
22	732	WAI Seng Cheong	MAC	B	12	+0.5	13.37	
23	730	TAM Chon Lok	MAC	A	11	+0.8	13.37	
	846	AL YARABI Salim Saleh Mus	OMA	A			NM	
	1205	ALAMERI Ahmed Mohamed A	UAE	B			DNS	
	1288	CHABALA Obrey	ZAM	A			DNS	

Qualification: Qualifying performance 16.50 (Q) or at least 12 best performers (q) advance to the Final

Legend:

DNS	Did not Start	NM	No Mark	Q	Qualified by standard	q	Qualified by performance
SB	Season Best						




RESULT BOOK

29TH Summer Universiade Taipei 2017



Athletics

Women's 10000m





MEDALLISTS

獎牌得主

Medal	Name	NUSF
GOLD	MASLOVA Daria	KGZ - Kyrgyzstan
SILVER	JADHAV Sanjivani Babur	IND - India
BRONZE	HOSODA Ai	JPN - Japan




RESULT BOOK

29TH Summer Universiade Taipei 2017



Athletics

Women's 100m





MEDALLISTS
 獎牌得主

Medal	Name	NUSF
GOLD	FORBES Shashalee	JAM - Jamaica
SILVER	SIRAGUSA Irene	ITA - Italy
BRONZE	KORA JOSEPH Salome Kpayero	SUI - Switzerland



RESULTS

成績

CORRECTED
23 AUG 13:13

WORLD RECORD	10.49	GRIFFITH-JOYNER Florence	USA	Indianapolis IN (USA)	16 JUL 1988
UNIVERSIADE RECORD	11.00	GÖHR Marlies	GDR	Ciudad de México (MEX)	8 SEP 1979

HEAT 1 Start Time: 11:40 Wind: -0.8 m/s

Rk	Bib	Name	NUSF Code	Date of Birth	Lane	Reaction Time	Result
1	559	FORBES Shashalee	JAM	10 MAY 1996	3	0.183	11.41 Q
2	82	KLEISER Viola	AUT	13 NOV 1990	6	0.195	11.82 Q
3	767	FLORES HERNANDEZ Iza Daniela	MEX	6 MAY 1994	4	0.178	11.93 Q
4	599	MAEYAMA Miyu	JPN	21 FEB 1996	8	0.208	12.01 q
5	1029	SIMIC Nikoleta	SRB	19 NOV 1996	5	0.196	12.11
6	459	MENSAH Janet	GHA	25 JUN 1998	2	0.177	12.17 PB
7	1048	HENRY HENDERSON Nadeeshani	SRI	11 AUG 1993	7	0.227	12.69

HEAT 2 Start Time: 11:46 Wind: +0.1 m/s

Rk	Bib	Name	NUSF Code	Date of Birth	Lane	Reaction Time	Result
1	442	MAYER Sina	GER	10 APR 1995	3	0.212	11.69 Q
2	285	PROCHAZKOVA Barbora	CZE	13 DEC 1991	4	0.162	11.71 Q
3	1163	HU Chia-Chen	TPE	28 MAR 1997	5	0.169	11.92 Q
4	354	VORO Oilme	EST	2 JAN 1996	2	0.168	11.97 q
5	1284	SMITH Sierra Jade	USA	22 OCT 1997	8	0.207	11.98 q
6	1011	KODRIC Aneja	SLO	13 JAN 1993	6	0.206	12.40
7	1049	JAYALATH Kurugamage Mahe	SRI	11 DEC 1993	7	0.282	13.26

HEAT 3 Start Time: 11:52 Wind: -0.4 m/s

Rk	Bib	Name	NUSF Code	Date of Birth	Lane	Reaction Time	Result
1	1070	KORA JOSEPH Salome Kpayero	SUI	8 JUN 1994	4	0.159	11.90 Q
2	199	WESTNEY Jellisa S	CAN	6 OCT 1993	2	0.170	11.94 Q
3	596	IKI Ichiko	JPN	7 MAY 1997	8	0.191	12.02 Q
4	1027	BARJAKTAROVIC Zorana	SRB	2 MAR 1996	7	0.177	12.098 q
5	325	RODRÍGUEZ JIMÉNEZ Kiara Miguelina	DOM	23 DEC 1992	3	0.196	12.18
6	490	ALISJAHBANA Irene	INA	4 NOV 1995	6	0.197	12.58

HEAT 4 Start Time: 11:58 Wind: -0.1 m/s

Rk	Bib	Name	NUSF Code	Date of Birth	Lane	Reaction Time	Result
1	1087	BEZEKOVA Alexandra	SVK	13 AUG 1992	2	0.166	11.81 Q
2	898	CIBA Kamila Magdalen	POL	29 MAR 1995	4	0.135	11.86 Q
3	117	SEBELE Tsaone Bakani	BOT	27 OCT 1993	8	0.160	11.90 Q
4	1218	AYIKORU Scovia	UGA	14 JAN 1994	5	0.176	12.19
5	686	CEIKO Inguna	LAT	1 OCT 1994	3	0.203	12.53
6	847	AL HAMIMI Aina Suroor Sai	OMA	11 FEB 1995	9	0.188	13.61
	417	AKIEME MAYE Maria Jimena Ad	GEQ	23 AUG 1990	6		DNS
	456	ASIBUO Sandra Konadu	GHA	7 DEC 1997	7		DNS

Tie BIB 1027 BARJAKTAROVIC H3/L7/Rk4 & BIB 1287 HA H7/L6/Rk5 = 12.098

ATW001900_C73B ENG 1.0

Report created by Atos

WED 23 AUG 2017 13:13

Page 1/3





TAIPEI STADIUM
臺北田徑場

TAIPEI 2017 WED 周三
29th SUMMER UNIVERSIADE 23 AUG 2017
11:40

ATHLETICS
田徑

WOMEN'S 100M
女子100公尺

ROUND 1



RESULTS

成績

CORRECTED
23 AUG 13:13

WORLD RECORD	10.49	GRIFFITH-JOYNER Florence	USA Indianapolis IN (USA)	16 JUL 1988
UNIVERSIADE RECORD	11.00	GÖHR Marlies	GDR Ciudad de México (MEX)	8 SEP 1979

HEAT 5 Start Time: 12:04

Wind: 0.0 m/s

Rk	Bib	Name	NUSF Code	Date of Birth	Lane	Reaction Time	Result
1	986	THOMAS Tamzin	RSA	6 OCT 1997	5	0.192	11.63 Q
2	501	CHAND Dutee	IND	3 FEB 1996	8	0.191	11.69 Q
3	1067	DEL PONTE Ajla	SUI	15 JUL 1996	7	0.172	11.80 Q
4	197	WALKEDEN Leah Janine	CAN	10 FEB 1993	3	0.150	12.04 q
5	306	GLENNER-FRANSEN Astrid	DEN	11 APR 1993	9	0.186	12.18
6	1221	UNYUTHFUA Mary Zawadi	UGA	3 FEB 1993	2	0.261	12.39
7	4	URSHINI Iveta	ALB	28 JAN 1998	4	0.228	12.89
8	1099	MAHAMUDU Happy Twaha	TAN	22 JUN 1992	6	0.301	14.96

HEAT 6 Start Time: 12:10

Wind: -0.1 m/s

Rk	Bib	Name	NUSF Code	Date of Birth	Lane	Reaction Time	Result
1	549	SIRAGUSA Irene	ITA	23 JUN 1993	3	0.147	11.35 Q
2	920	ZAGAJEWSKA Karolina Monika	POL	5 APR 1993	7	0.177	11.66 Q
3	519	WHELAN Niamh Annette	IRL	26 JUL 1990	9	0.172	11.71 Q
4	832	HOBBS Zoe Charlotte	NZL	11 SEP 1997	8	0.177	11.79 q
5	322	DE AZA HENRRY Estrella Nicole	DOM	3 DEC 1996	2	0.238	12.11
6	348	SUUMANN Diana	EST	5 JUL 1992	5	0.209	12.25
7	869	MALONZO Jeremiah Angela	PHI	10 OCT 1996	4	0.196	12.76
8	1294	KAKWASHA Wabalyao	ZAM	25 MAY 1997	6	0.266	13.51

HEAT 7 Start Time: 12:16

Wind: +1.7 m/s

Rk	Bib	Name	NUSF Code	Date of Birth	Lane	Reaction Time	Result
1	629	ZYABKINA Viktoriya	KAZ	4 SEP 1992	8	0.216	11.40 Q
2	409	HUMPHREYS Corinne Dawn	GBR	7 NOV 1991	5	0.156	11.48 Q
3	311	KRAMER Mathilde Uldall	DEN	15 MAR 1993	2	0.204	11.82 Q
4	685	AUZINA Anna Paula	LAT	14 FEB 1996	7	0.189	11.86 q PB
5	1287	HA Thi Thu	VIE	29 JUL 1997	6	0.154	12.098 q PB
6	115	MOLAPISI Ontiretse	BOT	18 JAN 1995	3	0.186	12.56
7	638	AMUTAVI Laventa Luvandw	KEN	23 FEB 1996	4	0.203	12.88

HEAT 8 Start Time: 12:22

Wind: +0.7 m/s

Rk	Bib	Name	NUSF Code	Date of Birth	Lane	Reaction Time	Result
1	544	BONGIORNI Anna	ITA	15 SEP 1999	7	0.174	11.59 Q
2	626	SAFRONOVA Olga	KAZ	5 NOV 1991	8	0.190	11.65 Q
3	469	LAM On Ki	HKG	20 APR 1992	6	0.174	11.93 Q SB
4	240	ABESOLO BIVINA Germaine Emelin	CMR	9 MAY 1990	4	0.197	12.00 q
5	149	NDARATA Prestige	CAF	23 NOV 1997	3	0.195	13.27
6	1097	VILAKATI Nolwazi Knowledge	SWZ	28 SEP 1996	2	0.211	13.61
7	814	HAMIDOU SANI Ramata	NIG	7 APR 1993	9	0.223	14.24
	811	OSUJI Stephanie Nwann	NGR	6 JAN 1997	5		DNS

Qualification: First 3 in each heat (Q) and the next 8 fastest (q) advance to the Round 2

Tie BIB 1027 BARJAKTAROVIC H3/L7/Rk4 & BIB 1287 HA H7/L6/Rk5 = 12.098

ATW001900_C73B ENG 1.0

Report created by Atos

WED 23 AUG 2017 13:13

Page 2/3





TAIPEI STADIUM
臺北田徑場

TAIPEI 2017 WED 周三
29TH SUMMER UNIVERSIADE 23 AUG 2017
11:40

ATHLETICS
田徑

WOMEN'S 100M
女子100公尺

ROUND 1



RESULTS

成績

CORRECTED
23 AUG 13:13

WORLD RECORD	10.49	GRIFFITH-JOYNER Florence	USA Indianapolis IN (USA)	16 JUL 1988
UNIVERSIADE RECORD	11.00	GÖHR Marlies	GDR Ciudad de México (MEX)	8 SEP 1979

Legend:						
DNS	Did not Start	PB	Personal Best	Q	Qualified by place	q Qualified by time
Rk	Rank	SB	Season Best			

Tie BIB 1027 BARJAKTAROVIC H3/L7/Rk4 & BIB 1287 HA H7/L6/Rk5 = 12.098

ATW001900_C73B ENG 1.0

Report created by **Atos**

WED 23 AUG 2017 13:13

Page 3/3





TAIPEI STADIUM
臺北田徑場

TAIPEI 2017 WED 周三
29th SUMMER UNIVERSIADE 23 AUG 2017
17:30

ATHLETICS
田徑

WOMEN'S 100M
女子100公尺

ROUND 2



START LIST

出場名單

WORLD RECORD	10.49	GRIFFITH-JOYNER Florence	USA Indianapolis IN (USA)	16 JUL 1988
UNIVERSIADE RECORD	11.00	GÖHR Marlies	GDR Ciudad de México (MEX)	8 SEP 1979

HEAT 1 17:30

Lane	Bib	Name	NUSF Code	Date of Birth	PB	SB	Result	Rank
2	197	WALKEDEN Leah Janine	CAN	10 FEB 1993	11.64	11.65		
3	629	ZYABKINA Viktoriya	KAZ	4 SEP 1992	11.15	11.33		
4	442	MAYER Sina	GER	10 APR 1995	11.25	11.25		
5	898	CIBA Kamila Magdalen	POL	29 MAR 1995	11.62	11.45		
6	1087	BEZEKOVA Alexandra	SVK	13 AUG 1992	11.50	11.53		
7	1067	DEL PONTE Ajla	SUI	15 JUL 1996	11.33	11.42		
8	469	LAM On Ki	HKG	20 APR 1992	11.90	11.93		
9	685	AUZINA Anna Paula	LAT	14 FEB 1996	11.86	11.86		

HEAT 2 17:36

Lane	Bib	Name	NUSF Code	Date of Birth	PB	SB	Result	Rank
2	599	MAEYAMA Miyu	JPN	21 FEB 1996	11.51	11.51		
3	82	KLEISER Viola	AUT	13 NOV 1990	11.51	11.51		
4	626	SAFRONOVA Olga	KAZ	5 NOV 1991	11.09	11.37		
5	559	FORBES Shashalee	JAM	10 MAY 1996	11.10	11.10		
6	920	ZAGAJEWSKA Karolina Monika	POL	5 APR 1993	11.41	11.41		
7	767	FLORES HERNANDEZ Iza Daniela	MEX	6 MAY 1994	11.70	11.71		
8	311	KRAMER Mathilde Uldall	DEN	15 MAR 1993	11.59	11.59		
9	354	VORO Oilme	EST	2 JAN 1996	11.81	11.81		

HEAT 3 17:42

Lane	Bib	Name	NUSF Code	Date of Birth	PB	SB	Result	Rank
2	240	ABESSOLO BIVINA G	CMR	9 MAY 1990	11.60	11.60		
3	501	CHAND Dutee	IND	3 FEB 1996	11.25	11.30		
4	285	PROCHAZKOVA Barbora	CZE	13 DEC 1991	11.50	11.50		
5	986	THOMAS Tamzin	RSA	6 OCT 1997	11.56	11.53		
6	544	BONGIORNI Anna	ITA	15 SEP 1999	11.39	11.39		
7	1163	HU Chia-Chen	TPE	28 MAR 1997	11.70	11.70		
8	117	SEBELE Tsaone Bakani	BOT	27 OCT 1993	11.48	11.68		
9	1284	SMITH Sierra Jade	USA	22 OCT 1997	11.52	11.52		



TAIPEI STADIUM
臺北田徑場

TAIPEI 2017 WED 周三
29th SUMMER UNIVERSIADE 23 AUG 2017
17:30

ATHLETICS
田徑

WOMEN'S 100M
女子100公尺

ROUND 2



START LIST

出場名單

WORLD RECORD	10.49	GRIFFITH-JOYNER Florence	USA Indianapolis IN (USA)	16 JUL 1988
UNIVERSIADE RECORD	11.00	GÖHR Marlies	GDR Ciudad de México (MEX)	8 SEP 1979

HEAT 4 17:48

Lane	Bib	Name	NUSF Code	Date of Birth	PB	SB	Result	Rank
1	832	HOBBS Zoe Charlotte	NZL	11 SEP 1997	11.53	11.57		
2	1287	HA Thi Thu	VIE	29 JUL 1997	12.10	11.63		
3	199	WESTNEY Jellisa S	CAN	6 OCT 1993	11.48	11.68		
4	1070	KORA JOSEPH Salome Kpayero	SUI	8 JUN 1994	11.27	11.27		
5	549	SIRAGUSA Irene	ITA	23 JUN 1993	11.32	11.32		
6	409	HUMPHREYS Corinne Dawn	GBR	7 NOV 1991	11.39	11.39		
7	596	IKI Ichiko	JPN	7 MAY 1997	11.66	11.73		
8	519	WHELAN Niamh Annette	IRL	26 JUL 1990	11.63	11.63		
9	1027	BARJAKTAROVIC Zorana	SRB	2 MAR 1996	11.53	11.53		

Qualification: First 3 in each heat (Q) and the next 4 fastest (q) advance to the Semifinal

Legend:

PB Personal Best **SB** Season Best





RESULTS

成績

WORLD RECORD	10.49	GRIFFITH-JOYNER Florence	USA	Indianapolis IN (USA)	16 JUL 1988
UNIVERSIADE RECORD	11.00	GÖHR Marlies	GDR	Ciudad de México (MEX)	8 SEP 1979

HEAT 1 Start Time: 17:30

Wind: -0.7 m/s

Rk	Bib	Name	NUSF Code	Date of Birth	Lane	Reaction Time	Result
1	629	ZYABKINA Viktoriya	KAZ	4 SEP 1992	3	0.194	11.50 Q
2	1067	DEL PONTE Aja	SUI	15 JUL 1996	7	0.185	11.59 Q
3	1087	BEZEKOVA Alexandra	SVK	13 AUG 1992	6	0.171	11.67 Q
4	442	MAYER Sina	GER	10 APR 1995	4	0.212	11.70 q
5	197	WALKEDEN Leah Janine	CAN	10 FEB 1993	2	0.152	11.93
6	469	LAM On Ki	HKG	20 APR 1992	8	0.179	12.01
6	685	AUZINA Anna Paula	LAT	14 FEB 1996	9	0.218	12.01
8	898	CIBA Kamila Magdalen	POL	29 MAR 1995	5	0.187	12.04

HEAT 2 Start Time: 17:36

Wind: -0.3 m/s

Rk	Bib	Name	NUSF Code	Date of Birth	Lane	Reaction Time	Result
1	559	FORBES Shashalee	JAM	10 MAY 1996	5	0.194	11.39 Q
2	626	SAFRONOVA Olga	KAZ	5 NOV 1991	4	0.167	11.62 Q
3	82	KLEISER Viola	AUT	13 NOV 1990	3	0.174	11.80 Q
4	920	ZAGAJEWSKA Karolina Monika	POL	5 APR 1993	6	0.185	11.815 q
4	311	KRAMER Mathilde Uldall	DEN	15 MAR 1993	8	0.215	11.815 q
6	599	MAEYAMA Miyu	JPN	21 FEB 1996	2	0.184	11.93
7	767	FLORES HERNANDEZ Iza Daniela	MEX	6 MAY 1994	7	0.192	11.99
8	354	VORO Oilme	EST	2 JAN 1996	9	0.202	12.00

HEAT 3 Start Time: 17:42

Wind: -0.4 m/s

Rk	Bib	Name	NUSF Code	Date of Birth	Lane	Reaction Time	Result
1	544	BONGIORNI Anna	ITA	15 SEP 1999	6	0.172	11.61 Q
2	986	THOMAS Tamzin	RSA	6 OCT 1997	5	0.166	11.62 Q
3	285	PROCHAZKOVA Barbora	CZE	13 DEC 1991	4	0.190	11.75 Q
4	117	SEBELE Tsaone Bakani	BOT	27 OCT 1993	8	0.161	11.90
5	501	CHAND Dutee	IND	3 FEB 1996	3	0.198	11.90
6	1163	HU Chia-Chen	TPE	28 MAR 1997	7	0.171	11.98
7	1284	SMITH Sierra Jade	USA	22 OCT 1997	9	0.196	12.04
8	240	ABESSOLO BIVINA Germaine Emelin	CMR	9 MAY 1990	2	0.173	12.11

TIE IN HEAT 2 - BIBS 920 & 311 = 11.815

ATW001800_C73B ENG 1.0

Report created by Atos

WED 23 AUG 2017 19:07

Page 1/2





TAIPEI STADIUM
臺北田徑場

TAIPEI 2017 WED 周三
29th SUMMER UNIVERSIADE 23 AUG 2017
17:30

ATHLETICS
田徑

WOMEN'S 100M
女子100公尺

ROUND 2



RESULTS

成績

WORLD RECORD	10.49	GRIFFITH-JOYNER Florence	USA Indianapolis IN (USA)	16 JUL 1988
UNIVERSIADE RECORD	11.00	GÖHR Marlies	GDR Ciudad de México (MEX)	8 SEP 1979

HEAT 4

Start Time: 17:48

Wind: -0.3 m/s

Rk	Bib	Name	NUSF Code	Date of Birth	Lane	Reaction Time	Result
1	549	SIRAGUSA Irene	ITA	23 JUN 1993	5	0.156	11.33 Q
2	1070	KORA JOSEPH Salome Kpayero	SUI	8 JUN 1994	4	0.157	11.47 Q
3	409	HUMPHREYS Corinne Dawn	GBR	7 NOV 1991	6	0.179	11.52 Q
4	519	WHELAN Niamh Annette	IRL	26 JUL 1990	8	0.174	11.74 q
5	832	HOBBS Zoe Charlotte	NZL	11 SEP 1997	1	0.177	11.81 q
6	596	IKI Ichiko	JPN	7 MAY 1997	7	0.201	11.96
7	199	WESTNEY Jellisa S	CAN	6 OCT 1993	3	0.198	12.00
8	1027	BARJAKTAROVIC Zorana	SRB	2 MAR 1996	9	0.209	12.42
	1287	HA Thi Thu	VIE	29 JUL 1997	2		DNS

Qualification: First 3 in each heat (Q) and the next 4 fastest (q) advance to the Semifinal

Weather conditions at the beginning of the 1st heat

Temperature: 30°C

Humidity: 71%

Conditions: Cloudy

Legend:	DNS	Did not Start	q	Qualified by time	Q	Qualified by place	Rk	Rank
----------------	-----	---------------	---	-------------------	---	--------------------	----	------

TIE IN HEAT 2 - BIBS 920 & 311 = 11.815

ATW001800_C73B ENG 1.0

Report created by Atos

WED 23 AUG 2017 19:07

Page 2/2





RESULTS SUMMARY

賽況概要

WORLD RECORD	10.49	GRIFFITH-JOYNER Florence	USA Indianapolis IN (USA)	16 JUL 1988
UNIVERSIADE RECORD	11.00	GÖHR Marlies	GDR Ciudad de México (MEX)	8 SEP 1979

Rank	Bib	Name	NUSF Code	Heat	Lane	Position	Wind	Time
1	549	SIRAGUSA Irene	ITA	4	5	1	-0.3	11.33 Q
2	559	FORBES Shashalee	JAM	2	5	1	-0.3	11.39 Q
3	1070	KORA JOSEPH Salome Kpayero	SUI	4	4	2	-0.3	11.47 Q
4	629	ZYABKINA Viktoriya	KAZ	1	3	1	-0.7	11.50 Q
5	409	HUMPHREYS Corinne Dawn	GBR	4	6	3	-0.3	11.52 Q
6	1067	DEL PONTE Ajla	SUI	1	7	2	-0.7	11.59 Q
7	544	BONGIORNI Anna	ITA	3	6	1	-0.4	11.61 Q
8	626	SAFRONOVA Olga	KAZ	2	4	2	-0.3	11.62 Q
8	986	THOMAS Tamzin	RSA	3	5	2	-0.4	11.62 Q
10	1087	BEZEKOVA Alexandra	SVK	1	6	3	-0.7	11.67 Q
11	442	MAYER Sina	GER	1	4	4	-0.7	11.70 q
12	519	WHELAN Niamh Annette	IRL	4	8	4	-0.3	11.74 q
13	285	PROCHAZKOVA Barbora	CZE	3	4	3	-0.4	11.75 Q
14	82	KLEISER Viola	AUT	2	3	3	-0.3	11.80 Q
15	832	HOBBS Zoe Charlotte	NZL	4	1	5	-0.3	11.81 q
16	311	KRAMER Mathilde Uldall	DEN	2	8	4	-0.3	11.82 q
16	920	ZAGAJEWSKA Karolina Monika	POL	2	6	4	-0.3	11.82 q
18	501	CHAND Dutee	IND	3	3	5	-0.4	11.90
18	117	SEBELE Tsaone Bakani	BOT	3	8	4	-0.4	11.90
20	197	WALKEDEN Leah Janine	CAN	1	2	5	-0.7	11.93
20	599	MAEYAMA Miyu	JPN	2	2	6	-0.3	11.93
22	596	IKI Ichiko	JPN	4	7	6	-0.3	11.96
23	1163	HU Chia-Chen	TPE	3	7	6	-0.4	11.98
24	767	FLORES HERNANDEZ Iza Daniela	MEX	2	7	7	-0.3	11.99
25	354	VORO Oilme	EST	2	9	8	-0.3	12.00
25	199	WESTNEY Jellisa S	CAN	4	3	7	-0.3	12.00
27	685	AUZINA Anna Paula	LAT	1	9	6	-0.7	12.01
27	469	LAM On Ki	HKG	1	8	6	-0.7	12.01
29	898	CIBA Kamila Magdalen	POL	1	5	8	-0.7	12.04
29	1284	SMITH Sierra Jade	USA	3	9	7	-0.4	12.04
31	240	ABESSOLO BIVINA Germaine Emelin	CMR	3	2	8	-0.4	12.11
32	1027	BARJAKTAROVIC Zorana	SRB	4	9	8	-0.3	12.42
	1287	HA Thi Thu	VIE	4	2			DNS

Qualification: First 3 in each heat (Q) and the next 4 fastest (q) advance to the Semifinal

Legend:	DNS	Did not Start	Q	Qualified by place	q	Qualified by time
----------------	-----	---------------	---	--------------------	---	-------------------



START LIST

出場名單

WORLD RECORD	10.49	GRIFFITH-JOYNER Florence	USA	Indianapolis IN (USA)	16 JUL 1988
UNIVERSIADE RECORD	11.00	GÖHR Marlies	GDR	Ciudad de México (MEX)	8 SEP 1979

SEMIFINAL 1 19:00

Lane	Bib	Name	NUSF Code	Date of Birth	PB	SB	Result	Rank
2	832	HOBBS Zoe Charlotte	NZL	11 SEP 1997	11.53	11.57		
3	544	BONGIORNI Anna	ITA	15 SEP 1999	11.39	11.39		
4	559	FORBES Shashalee	JAM	10 MAY 1996	11.10	11.10		
5	629	ZYABKINA Viktoriya	KAZ	4 SEP 1992	11.15	11.33		
6	1067	DEL PONTE Ajla	SUI	15 JUL 1996	11.33	11.42		
7	1087	BEZEKOVA Alexandra	SVK	13 AUG 1992	11.50	11.53		
8	285	PROCHAZKOVA Barbora	CZE	13 DEC 1991	11.50	11.50		
9	519	WHELAN Niamh Annette	IRL	26 JUL 1990	11.63	11.63		

SEMIFINAL 2 19:06

Lane	Bib	Name	NUSF Code	Date of Birth	PB	SB	Result	Rank
1	920	ZAGAJEWSKA Karolina Monika	POL	5 APR 1993	11.41	11.41		
2	442	MAYER Sina	GER	10 APR 1995	11.25	11.25		
3	626	SAFRONOVA Olga	KAZ	5 NOV 1991	11.09	11.37		
4	549	SIRAGUSA Irene	ITA	23 JUN 1993	11.32	11.32		
5	986	THOMAS Tamzin	RSA	6 OCT 1997	11.56	11.53		
6	1070	KORA JOSEPH Salome Kpayero	SUI	8 JUN 1994	11.27	11.27		
7	409	HUMPHREYS Corinne Dawn	GBR	7 NOV 1991	11.39	11.39		
8	82	KLEISER Viola	AUT	13 NOV 1990	11.51	11.51		
9	311	KRAMER Mathilde Uldall	DEN	15 MAR 1993	11.59	11.59		

Qualification: First 4 in each heat (Q) advance to the Final

Legend:

PB Personal Best **SB** Season Best



RESULTS

成績

WORLD RECORD	10.49	GRIFFITH-JOYNER Florence	USA Indianapolis IN (USA)	16 JUL 1988
UNIVERSIADE RECORD	11.00	GÖHR Marlies	GDR Ciudad de México (MEX)	8 SEP 1979

SEMIFINAL 1 Start Time: 19:00

Wind: 0.0 m/s

Rk	Bib	Name	NUSF Code	Date of Birth	Lane	Reaction Time	Result
1	559	FORBES Shashalee	JAM	10 MAY 1996	4	0.151	11.22 Q
2	629	ZYABKINA Viktoriya	KAZ	4 SEP 1992	5	0.263	11.49 Q
3	544	BONGIORNI Anna	ITA	15 SEP 1999	3	0.160	11.55 Q
4	1067	DEL PONTE Ajla	SUI	15 JUL 1996	6	0.130	11.60 Q
5	1087	BEZEKOVA Alexandra	SVK	13 AUG 1992	7	0.157	11.60
6	285	PROCHAZKOVA Barbora	CZE	13 DEC 1991	8	0.188	11.73
7	519	WHELAN Niamh Annette	IRL	26 JUL 1990	9	0.159	11.81
8	832	HOBBS Zoe Charlotte	NZL	11 SEP 1997	2	0.165	11.85

SEMIFINAL 2 Start Time: 19:06

Wind: -1.9 m/s

Rk	Bib	Name	NUSF Code	Date of Birth	Lane	Reaction Time	Result
1	1070	KORA JOSEPH Salome Kpayero	SUI	8 JUN 1994	6	0.141	11.55 Q
2	549	SIRAGUSA Irene	ITA	23 JUN 1993	4	0.154	11.56 Q
3	409	HUMPHREYS Corinne Dawn	GBR	7 NOV 1991	7	0.161	11.71 Q
4	626	SAFRONOVA Olga	KAZ	5 NOV 1991	3	0.169	11.76 Q
5	986	THOMAS Tamzin	RSA	6 OCT 1997	5	0.184	11.77
6	442	MAYER Sina	GER	10 APR 1995	2	0.183	11.84
7	920	ZAGAJEWSKA Karolina Monika	POL	5 APR 1993	1	0.146	11.97
8	82	KLEISER Viola	AUT	13 NOV 1990	8	0.202	12.07
9	311	KRAMER Mathilde Uldall	DEN	15 MAR 1993	9	0.193	12.14

Qualification: First 4 in each heat (Q) advance to the Final

Weather conditions at the beginning of the 1st heat

Temperature: 28°C Humidity: 84% Conditions: Partly cloudy

Legend:	Qualified by place	Rk	Rank
----------------	--------------------	----	------



TAIPEI STADIUM
臺北田徑場

TAIPEI 2017 THU 周四
29th SUMMER UNIVERSIADE 24 AUG 2017
19:00

ATHLETICS
田徑

WOMEN'S 100M
女子100公尺

SEMIFINAL



RESULTS SUMMARY

賽況概要

WORLD RECORD	10.49	GRIFFITH-JOYNER Florence	USA Indianapolis IN (USA)	16 JUL 1988
UNIVERSIADE RECORD	11.00	GÖHR Marlies	GDR Ciudad de México (MEX)	8 SEP 1979

Rank	Bib	Name	NUSF Code	Heat	Lane	Position	Wind	Time
1	559	FORBES Shashalee	JAM	1	4	1	0.0	11.22 Q
2	629	ZYABKINA Viktoriya	KAZ	1	5	2	0.0	11.49 Q
3	1070	KORA JOSEPH Salome Kpayero	SUI	2	6	1	-1.9	11.55 Q
3	544	BONGIORNI Anna	ITA	1	3	3	0.0	11.55 Q
5	549	SIRAGUSA Irene	ITA	2	4	2	-1.9	11.56 Q
6	1067	DEL PONTE Ajla	SUI	1	6	4	0.0	11.60 Q
6	1087	BEZEKOVA Alexandra	SVK	1	7	5	0.0	11.60
8	409	HUMPHREYS Corinne Dawn	GBR	2	7	3	-1.9	11.71 Q
9	285	PROCHAZKOVA Barbora	CZE	1	8	6	0.0	11.73
10	626	SAFRONOVA Olga	KAZ	2	3	4	-1.9	11.76 Q
11	986	THOMAS Tamzin	RSA	2	5	5	-1.9	11.77
12	519	WHELAN Niamh Annette	IRL	1	9	7	0.0	11.81
13	442	MAYER Sina	GER	2	2	6	-1.9	11.84
14	832	HOBBS Zoe Charlotte	NZL	1	2	8	0.0	11.85
15	920	ZAGAJEWSKA Karolina Monika	POL	2	1	7	-1.9	11.97
16	82	KLEISER Viola	AUT	2	8	8	-1.9	12.07
17	311	KRAMER Mathilde Uldall	DEN	2	9	9	-1.9	12.14

Qualification: First 4 in each heat (Q) advance to the Final

Legend:
Q Qualified by place



RESULT BOOK


29TH Summer Universiade Taipei 2017



Athletics

Women's 100m

Hurdles





MEDALLISTS

獎牌得主

Medal	Name	NUSF
GOLD	VISSER Nadine Johanna	NED - Netherlands
SILVER	HERMAN Elvira	BLR - Belarus
BRONZE	KOZAK Luca	HUN - Hungary



START LIST

出場名單

CORRECTED
24 AUG 20:22

WORLD RECORD	12.20	HARRISON Kendra	USA	London (GBR)	22 JUL 2016
UNIVERSIADE RECORD	12.61	THOMAS Vashti	USA	Kazan (RUS)	10 JUL 2013

HEAT 1 9:30

Lane	Bib	Name	NUSF Code	Date of Birth	PB	SB	Result	Rank
2	367	HARALA Lotta Pauliina	FIN	26 MAR 1992	13.25	13.25		
3	485	KOZAK Luca	HUN	1 JUN 1996	13.10	13.10		
4	1073	VON JACKOWSKI Selina Louise	SUI	10 DEC 1997	13.52	13.52		
5	543	BOGLIOLO Luminosa	ITA	3 JUL 1995	13.44	13.44		
6	326	VALERIO LUIS Oneida	DOM	23 JUN 1989				
7	348	SUUMANN Diana	EST	5 JUL 1992	13.63	13.63		
8	65	JENNEKE Michelle Amy	AUS	23 JUN 1993	12.82	12.99		

HEAT 2 9:36

Lane	Bib	Name	NUSF Code	Date of Birth	PB	SB	Result	Rank
3	482	KEREKES Greta	HUN	9 OCT 1992	13.10	13.10		
4	196	THEVENIN Tijuana Kxante	CAN	7 SEP 1996	13.27	13.27		
5	391	VALETTE Laura Lise	FRA	16 FEB 1997	13.04	13.04		
6	1168	LIN Shih-Ting	TPE	13 MAY 1999	13.63	13.63		
7	470	LUI Lai Yiu	HKG	30 NOV 1994	13.56	13.56		
8	627	SHYNAZBEKOVA Aigerim	KAZ	1 JUL 1992	12.97	13.42		

HEAT 3 9:42

Lane	Bib	Name	NUSF Code	Date of Birth	PB	SB	Result	Rank
2	328	SANTAMARIA MARTI I	ESA	7 AUG 1992		14.57		
3	369	HURSKKE Reetta Sofi Kaa	FIN	15 MAY 1995	13.16	13.30		
4	307	GRAVERSGAARD Mette	DEN	5 OCT 1995	13.61	13.61		
5	1028	PETKOVIC Ivana	SRB	12 JAN 1992	13.61	13.61		
6	407	BARRETT Alicia Helen	GBR	25 MAR 1998	13.07	13.07		
7	909	KOLECZEK Karolina	POL	15 JAN 1993	12.91	13.07		
8	60	CLAY Elizabeth Anne	AUS	9 MAY 1995	13.36	13.36		

HEAT 4 9:48

Lane	Bib	Name	NUSF Code	Date of Birth	PB	SB	Result	Rank
2	230	WANG Yuke	CHN	25 MAY 1994	13.77	13.89		
3	972	BRITS Maryke	RSA	25 FEB 1994	13.48	13.48		
4	1021	TOMICIC PREZELJ Joni	SLO	25 AUG 1993	13.56	13.49		
5	794	VISSER Nadine Johanna	NED	9 FEB 1995	12.81	12.87		
6	701	EL SANEH Christel	LBN	11 JUN 1994	14.00	14.00		
7	262	LONCAREK Ivana	CRO	8 APR 1991	13.15	13.15		
8	941	NESTERIUC Anamaria	ROU	29 NOV 1993	13.19	13.19		



START LIST

出場名單

CORRECTED
24 AUG 20:22

WORLD RECORD	12.20	HARRISON Kendra	USA	London (GBR)	22 JUL 2016
UNIVERSIADE RECORD	12.61	THOMAS Vashti	USA	Kazan (RUS)	10 JUL 2013

HEAT 5 9:54

Lane	Bib	Name	NUSF Code	Date of Birth	PB	SB	Result	Rank
2	517	LAVIN Sarah Kate	IRL	28 MAY 1994	13.47	13.47		
3	105	HERMAN Elvira	BLR	9 JAN 1997	12.85	12.95		
4	1161	HSIEH Hsi-En	TPE	29 SEP 1994	13.50	13.50		
5	80	BENDRAT Stephanie	AUT	5 MAR 1991	13.11	13.11		
6	238	ZIKETH Karel Elodie	CIV	23 SEP 1991	13.68	13.68		
7	179	EDWARDS Karelle	CAN	30 MAR 1990	13.21	13.21		
8	628	ZKRIYENOVA Oryngul	KAZ	17 DEC 1998	14.41	14.41		

Qualification: First 4 in each heat (Q) and the next 4 fastest (q) advance to the Semifinal

Legend:

PB Personal Best SB Season Best



RESULTS

成績

CORRECTED
25 AUG 10:08

WORLD RECORD	12.20	HARRISON Kendra	USA	London (GBR)	22 JUL 2016
UNIVERSIADE RECORD	12.61	THOMAS Vashti	USA	Kazan (RUS)	10 JUL 2013

HEAT 1 Start Time: 9:30

Wind: -1.8 m/s

Rk	Bib	Name	NUSF Code	Date of Birth	Lane	Reaction Time	Result
1	65	JENNEKE Michelle Amy	AUS	23 JUN 1993	8	0.174	13.44 Q
2	367	HARALA Lotta Pauliina	FIN	26 MAR 1992	2	0.163	13.61 Q
3	485	KOZAK Luca	HUN	1 JUN 1996	3	0.174	13.73 Q
4	543	BOGLIOLO Luminosa	ITA	3 JUL 1995	5	0.200	13.99 Q
5	348	SUUMANN Diana	EST	5 JUL 1992	7	0.221	14.06 q
6	326	VALERIO LUIS Oneida	DOM	23 JUN 1989	6	0.353	14.68
7	1073	VON JACKOWSKI Selina Louise	SUI	10 DEC 1997	4	0.152	14.69

HEAT 2 Start Time: 9:36

Wind: -0.9 m/s

Rk	Bib	Name	NUSF Code	Date of Birth	Lane	Reaction Time	Result
1	482	KEREKES Greta	HUN	9 OCT 1992	3	0.151	13.50 Q
2	391	VALETTE Laura Lise	FRA	16 FEB 1997	5	0.176	13.68 Q
3	470	LUI Lai Yiu	HKG	30 NOV 1994	7	0.210	13.88 Q
4	627	SHYNAZBEKOVA Aigerim	KAZ	1 JUL 1992	8	0.164	13.95 Q
5	196	THEVENIN Tijuana Kxante	CAN	7 SEP 1996	4	0.148	13.98 q
6	1168	LIN Shih-Ting	TPE	13 MAY 1999	6	0.157	14.30

HEAT 3 Start Time: 9:42

Wind: +0.8 m/s

Rk	Bib	Name	NUSF Code	Date of Birth	Lane	Reaction Time	Result
1	909	KOLECZEK Karolina	POL	15 JAN 1993	7	0.169	13.42 Q
2	369	HURSKA Reetta Sofi Kaa	FIN	15 MAY 1995	3	0.169	13.53 Q
3	407	BARRETT Alicia Helen	GBR	25 MAR 1998	6	0.187	13.75 Q
4	307	GRAVERSGAARD Mette	DEN	5 OCT 1995	4	0.184	13.82 Q
5	1028	PETKOVIC Ivana	SRB	12 JAN 1992	5	0.210	13.97 q
6	60	CLAY Elizabeth Anne	AUS	9 MAY 1995	8	0.182	14.92
7	328	SANTAMARIA MARTINEZ Iris Alexandra	ESA	7 AUG 1992	2	0.201	17.32

HEAT 4 Start Time: 9:48

Wind: +1.3 m/s

Rk	Bib	Name	NUSF Code	Date of Birth	Lane	Reaction Time	Result
1	794	VISSER Nadine Johanna	NED	9 FEB 1995	5	0.211	13.15 Q
2	941	NESTERIUC Anamaria	ROU	29 NOV 1993	8	0.152	13.58 Q
3	262	LONCAREK Ivana	CRO	8 APR 1991	7	0.182	13.62 Q
4	1021	TOMICIC PREZELJ Joni	SLO	25 AUG 1993	4	0.171	14.11 Q
5	230	WANG Yuke	CHN	25 MAY 1994	2	0.182	14.35
6	972	BRITS Maryke	RSA	25 FEB 1994	3	0.187	14.43
7	701	EL SANEH Christel	LBN	11 JUN 1994	6	0.202	15.44



TAIPEI STADIUM
臺北田徑場

TAIPEI 2017 FRI 周五
29th SUMMER UNIVERSIADE 25 AUG 2017
9:30

ATHLETICS
田徑

WOMEN'S 100M HURDLES
女子100公尺跨欄

ROUND 1



RESULTS

成績

CORRECTED
25 AUG 10:08

WORLD RECORD	12.20	HARRISON Kendra	USA	London (GBR)	22 JUL 2016
UNIVERSIADE RECORD	12.61	THOMAS Vashti	USA	Kazan (RUS)	10 JUL 2013

HEAT 5

Start Time: 9:54

Wind: +0.6 m/s

Rk	Bib	Name	NUSF Code	Date of Birth	Lane	Reaction Time	Result
1	105	HERMAN Elvira	BLR	9 JAN 1997	3	0.187	13.22 Q
2	80	BENDRAT Stephanie	AUT	5 MAR 1991	5	0.143	13.50 Q
3	517	LAVIN Sarah Kate	IRL	28 MAY 1994	2	0.148	13.54 Q
4	1161	HSIEH Hsi-En	TPE	29 SEP 1994	4	0.171	13.77 Q
5	179	EDWARDS Karelle	CAN	30 MAR 1990	7	0.217	13.86 q
6	238	ZIKETH Karel Elodie	CIV	23 SEP 1991	6	0.186	14.40
7	628	ZKRIYENOVA Oryngul	KAZ	17 DEC 1998	8	0.249	14.48

Qualification: First 4 in each heat (Q) and the next 4 fastest (q) advance to the Semifinal

Legend:				
q	Qualified by time	Q	Qualified by place	Rk Rank

H2/L3/R1 = 13.494 -- H5/L5/R2 = 13.491
ATW011900_C73B ENG 1.1

Report created by **Atos**

FRI 25 AUG 2017 10:08

Page 2/2





RESULTS SUMMARY

賽況概要

WORLD RECORD	12.20 HARRISON Kendra	USA London (GBR)	22 JUL 2016
UNIVERSIADE RECORD	12.61 THOMAS Vashti	USA Kazan (RUS)	10 JUL 2013

Rank	Bib	Name	NUSF Code	Heat	Lane	Position	Wind	Time
1	794	VISSER Nadine Johanna	NED	4	5	1	+1.3	13.15 Q
2	105	HERMAN Elvira	BLR	5	3	1	+0.6	13.22 Q
3	909	KOLECZEK Karolina	POL	3	7	1	+0.8	13.42 Q
4	65	JENNEKE Michelle Amy	AUS	1	8	1	-1.8	13.44 Q
5	482	KEREKES Greta	HUN	2	3	1	-0.9	13.50 Q
5	80	BENDRAT Stephanie	AUT	5	5	2	+0.6	13.50 Q
7	369	HURSKE Reetta Sofi Kaa	FIN	3	3	2	+0.8	13.53 Q
8	517	LAVIN Sarah Kate	IRL	5	2	3	+0.6	13.54 Q
9	941	NESTERIUC Anamaria	ROU	4	8	2	+1.3	13.58 Q
10	367	HARALA Lotta Pauliina	FIN	1	2	2	-1.8	13.61 Q
11	262	LONCAREK Ivana	CRO	4	7	3	+1.3	13.62 Q
12	391	VALETTE Laura Lise	FRA	2	5	2	-0.9	13.68 Q
13	485	KOZAK Luca	HUN	1	3	3	-1.8	13.73 Q
14	407	BARRETT Alicia Helen	GBR	3	6	3	+0.8	13.75 Q
15	1161	HSIEH Hsi-En	TPE	5	4	4	+0.6	13.77 Q
16	307	GRAVERSGAARD Mette	DEN	3	4	4	+0.8	13.82 Q
17	179	EDWARDS Karelle	CAN	5	7	5	+0.6	13.86 q
18	470	LUI Lai Yiu	HKG	2	7	3	-0.9	13.88 Q
19	627	SHYNAZBEKOVA Aigerim	KAZ	2	8	4	-0.9	13.95 Q
20	1028	PETKOVIC Ivana	SRB	3	5	5	+0.8	13.97 q
21	196	THEVENIN Tijuana Kxante	CAN	2	4	5	-0.9	13.98 q
22	543	BOGLIOLO Luminosa	ITA	1	5	4	-1.8	13.99 Q
23	348	SUUMANN Diana	EST	1	7	5	-1.8	14.06 q
24	1021	TOMICIC PREZELJ Joni	SLO	4	4	4	+1.3	14.11 Q
25	1168	LIN Shih-Ting	TPE	2	6	6	-0.9	14.30
26	230	WANG Yuke	CHN	4	2	5	+1.3	14.35
27	238	ZIKETH Karel Elodie	CIV	5	6	6	+0.6	14.40
28	972	BRITS Maryke	RSA	4	3	6	+1.3	14.43
29	628	ZKRIYENOVA Oryngul	KAZ	5	8	7	+0.6	14.48
30	326	VALERIO LUIS Oneida	DOM	1	6	6	-1.8	14.68
31	1073	VON JACKOWSKI Selina Louise	SUI	1	4	7	-1.8	14.69
32	60	CLAY Elizabeth Anne	AUS	3	8	6	+0.8	14.92
33	701	EL SANEH Christel	LBN	4	6	7	+1.3	15.44
34	328	SANTAMARIA MARTINEZ Iris Alexandra	ESA	3	2	7	+0.8	17.32

Qualification: First 4 in each heat (Q) and the next 4 fastest (q) advance to the Semifinal

Legend:

Q Qualified by place q Qualified by time



START LIST

出場名單

WORLD RECORD	12.20	HARRISON Kendra	USA	London (GBR)	22 JUL 2016
UNIVERSIADE RECORD	12.61	THOMAS Vashti	USA	Kazan (RUS)	10 JUL 2013

SEMIFINAL 1 18:35

Lane	Bib	Name	NUSF Code	Date of Birth	PB	SB	Result	Rank
2	348	SUUMANN Diana	EST	5 JUL 1992	13.63	13.63		
3	543	BOGLIOLO Luminosa	ITA	3 JUL 1995	13.44	13.44		
4	262	LONCAREK Ivana	CRO	8 APR 1991	13.15	13.15		
5	369	HURSKE Reetta Sofi Kaa	FIN	15 MAY 1995	13.16	13.30		
6	794	VISSER Nadine Johanna	NED	9 FEB 1995	12.81	12.87		
7	80	BENDRAT Stephanie	AUT	5 MAR 1991	13.11	13.11		
8	627	SHYNAZBEKOVA Aigerim	KAZ	1 JUL 1992	12.97	13.42		
9	485	KOZAK Luca	HUN	1 JUN 1996	13.10	13.10		

SEMIFINAL 2 18:41

Lane	Bib	Name	NUSF Code	Date of Birth	PB	SB	Result	Rank
2	1021	TOMICIC PREZELJ Joni	SLO	25 AUG 1993	13.56	13.49		
3	196	THEVENIN Tijuana Kxante	CAN	7 SEP 1996	13.27	13.27		
4	105	HERMAN Elvira	BLR	9 JAN 1997	12.85	12.95		
5	482	KEREKES Greta	HUN	9 OCT 1992	13.10	13.10		
6	517	LAVIN Sarah Kate	IRL	28 MAY 1994	13.47	13.47		
7	941	NESTERIUC Anamaria	ROU	29 NOV 1993	13.19	13.19		
8	307	GRAVERSGAARD Mette	DEN	5 OCT 1995	13.61	13.61		
9	407	BARRETT Alicia Helen	GBR	25 MAR 1998	13.07	13.07		

SEMIFINAL 3 18:47

Lane	Bib	Name	NUSF Code	Date of Birth	PB	SB	Result	Rank
2	1028	PETKOVIC Ivana	SRB	12 JAN 1992	13.61	13.61		
3	179	EDWARDS Karelle	CAN	30 MAR 1990	13.21	13.21		
4	367	HARALA Lotta Pauliina	FIN	26 MAR 1992	13.25	13.25		
5	65	JENNEKE Michelle Amy	AUS	23 JUN 1993	12.82	12.99		
6	391	VALETTE Laura Lise	FRA	16 FEB 1997	13.04	13.04		
7	909	KOLECZEK Karolina	POL	15 JAN 1993	12.91	13.07		
8	1161	HSIEH Hsi-En	TPE	29 SEP 1994	13.50	13.50		
9	470	LUI Lai Yiu	HKG	30 NOV 1994	13.56	13.56		

Qualification: First 2 in each heat (Q) and the next 2 fastest (q) advance to the Final

Legend:

PB Personal Best **SB** Season Best



RESULTS SUMMARY

賽況概要

WORLD RECORD	12.20	HARRISON Kendra	USA London (GBR)	22 JUL 2016
UNIVERSIADE RECORD	12.61	THOMAS Vashti	USA Kazan (RUS)	10 JUL 2013

Rank	Bib	Name	NUSF Code	Heat	Lane	Position	Wind	Time
1	794	VISSER Nadine Johanna	NED	1	6	1	-2.5	13.17 Q
2	105	HERMAN Elvira	BLR	2	4	1	-1.8	13.31 Q
3	485	KOZAK Luca	HUN	1	9	2	-2.5	13.38 Q
4	941	NESTERIUC Anamaria	ROU	2	7	2	-1.8	13.41 Q
5	909	KOLECZEK Karolina	POL	3	7	1	-3.0	13.48 Q
6	65	JENNEKE Michelle Amy	AUS	3	5	2	-3.0	13.55 Q
7	482	KEREKES Greta	HUN	2	5	3	-1.8	13.63 q
8	80	BENDRAT Stephanie	AUT	1	7	3	-2.5	13.64 q
9	517	LAVIN Sarah Kate	IRL	2	6	4	-1.8	13.64
10	391	VALETTE Laura Lise	FRA	3	6	3	-3.0	13.64
11	369	HURSKE Reetta Sofi Kaa	FIN	1	5	4	-2.5	13.67
12	367	HARALA Lotta Pauliina	FIN	3	4	4	-3.0	13.71
13	407	BARRETT Alicia Helen	GBR	2	9	5	-1.8	13.75
14	262	LONCAREK Ivana	CRO	1	4	5	-2.5	13.92
15	627	SHYNAZBEKOVA Aigerim	KAZ	1	8	6	-2.5	13.93
16	196	THEVENIN Tijuana Kxante	CAN	2	3	6	-1.8	13.96
17	543	BOGLIOLO Luminosa	ITA	1	3	7	-2.5	13.99
18	1028	PETKOVIC Ivana	SRB	3	2	5	-3.0	14.05
19	470	LUI Lai Yiu	HKG	3	9	6	-3.0	14.07
20	307	GRAVERSGAARD Mette	DEN	2	8	7	-1.8	14.12
21	348	SUUMANN Diana	EST	1	2	8	-2.5	14.17
22	1161	HSIEH Hsi-En	TPE	3	8	7	-3.0	14.19
23	1021	TOMICIC PREZELJ Joni	SLO	2	2	8	-1.8	14.41
	179	EDWARDS Karelle	CAN	3	3			DNF

Qualification: First 2 in each heat (Q) and the next 2 fastest (q) advance to the Final

Legend:

DNF Did not Finish Q Qualified by place q Qualified by time

BENDRAT Stephanie - 13.636, LAVIN Sarah Kate - 13.638, VALETTE Laura Lise - 13.640

ATW011200_C74A ENG 1.0

Report created by **Atos**

SAT 26 AUG 2017 19:04

Page 1/1






RESULT BOOK

29TH Summer Universiade Taipei 2017



Athletics

Women's 1500m





MEDALLISTS

獎牌得主

Medal	Name	NUSF
GOLD	TERZIC Amela	SRB - Serbia
SILVER	AJOK Docus	UGA - Uganda
BRONZE	MAKI Kristiina	CZE - Czech Republic



START LIST

出場名單

WORLD RECORD	3:50.07	DIBABA Genzebe	ETH Monaco (MON)	17 JUL 2015
UNIVERSIADE RECORD	4:01.32	IVAN Paula	ROU Zagreb (CRO)	16 JUL 1987

HEAT 1 10:40

Order	Bib	Name	NUSF Code	Date of Birth	PB	SB	Result	Rank
1	345	NEVOLIHHIN Kelly	EST	15 NOV 1992	4:29.75	4:35.51		
2	315	OLSEN Dagmar Faester	DEN	16 JUL 1994	4:33.40	4:33.40		
3	977	NICE Anuscha	RSA	26 AUG 1991	4:18.00	4:18.00		
4	1216	AJOK Docus	UGA	12 JUL 1994	4:23.10	4:23.10		
5	200	YEE Regan Leanne Ga	CAN	4 JUL 1995	4:09.29	4:09.29		
6	729	MATHIAS Charline Kyra C	LUX	23 MAY 1992	4:12.57	4:12.57		
7	142	MINKINA Dilyana Venelin	BUL	6 JAN 1997	4:21.00	4:29.00		
8	283	MAKI Kristiina	CZE	22 SEP 1991	4:08.68	4:09.59		
9	1276	DUNLAP Jennifer Lynne	USA	26 APR 1996	4:35.83	4:35.83		
10	939	BOBOCEA Claudia Mihaela	ROU	11 JUN 1992	4:06.33	4:08.16		
11	137	FERREIRA DA SILVA July	BRA	27 OCT 1994	4:14.30	4:14.30		
12	1031	TERZIC Amela	SRB	2 JAN 1993	4:04.77	4:06.29		

HEAT 2 10:50

Order	Bib	Name	NUSF Code	Date of Birth	PB	SB	Result	Rank
1	822	MATHISEN Julie Froeslev	NOR	21 MAY 1993	4:28.19	4:28.19		
2	902	GALANT Martyna Anna	POL	26 JAN 1995	4:08.81	4:08.81		
3	269	EVANGELIDOU Natalia	CYP	10 MAR 1991	4:11.28	4:11.34		
4	312	LARSEN Maria	DEN	11 APR 1996	4:17.45	4:26.97		
5	1066	BARMET Stefanie Christ	SUI	29 FEB 1992	4:14.95	4:14.95		
6	1217	AMURON Agnes Harriet	UGA	28 DEC 1993	4:33.50	4:33.50		
7	1016	PLAZAR Patricija	SLO	7 APR 1991	4:30.07	4:30.07		
8	184	MACPHERSON Sarah	CAN	8 MAY 1991	4:09.90	4:09.90		
9	408	COURTNEY Melissa Jayne	GBR	30 AUG 1993	4:06.00	4:06.00		
10	445	SUJEW Diana	GER	2 NOV 1990	4:08.28	4:08.28		
11	728	HOFFMANN Vera Marie	LUX	2 NOV 1996	4:17.06	4:17.06		

Qualification: First 4 in each heat (Q) and the next 4 fastest (q) advance to the Final

Legend:

PB Personal Best **SB** Season Best



TAIPEI STADIUM
臺北田徑場

TAIPEI 2017 SAT 周六
29TH SUMMER UNIVERSIADE 26 AUG 2017
10:40

ATHLETICS
田徑

WOMEN'S 1500M
女子1500公尺

ROUND 1



RESULTS SUMMARY

賽況概要

WORLD RECORD	3:50.07	DIBABA Genzebe	ETH Monaco (MON)	17 JUL 2015
UNIVERSIADE RECORD	4:01.32	IVAN Paula	ROU Zagreb (CRO)	16 JUL 1987

Rank	Bib	Name	NUSF Code	Heat	Order	Position	Time	
1	269	EVANGELIDOU Natalia	CYP	2	3	1	4:18.49	Q
2	408	COURTNEY Melissa Jayne	GBR	2	9	2	4:18.68	Q
3	445	SUJEW Diana	GER	2	10	3	4:18.88	Q
4	1216	AJOK Docus	UGA	1	4	1	4:19.21	Q PB
5	902	GALANT Martyna Anna	POL	2	2	4	4:19.31	Q
6	1031	TERZIC Amela	SRB	1	12	2	4:19.59	Q
7	283	MAKI Kristiina	CZE	1	8	3	4:19.86	Q
8	939	BOBOCEA Claudia Mihaela	ROU	1	10	4	4:19.94	Q
9	200	YEE Regan Leanne Ga	CAN	1	5	5	4:19.97	q
10	184	MACPHERSON Sarah	CAN	2	8	5	4:20.45	q
11	1066	BARMET Stefanie Christ	SUI	2	5	6	4:20.77	q
12	729	MATHIAS Charline Kyra C	LUX	1	6	6	4:22.63	q
13	137	FERREIRA DA SILVA July	BRA	1	11	7	4:27.15	
14	1016	PLAZAR Patricija	SLO	2	7	7	4:28.78	PB
15	977	NICE Anuscha	RSA	1	3	8	4:29.24	
16	728	HOFFMANN Vera Marie	LUX	2	11	8	4:32.18	
17	345	NEVOLIHIN Kelly	EST	1	1	9	4:33.46	SB
18	315	OLSEN Dagmar Faester	DEN	1	2	10	4:35.57	
19	142	MINKINA Dilyana Venelin	BUL	1	7	11	4:39.36	
20	312	LARSEN Maria	DEN	2	4	9	4:40.09	
21	1276	DUNLAP Jennifer Lynne	USA	1	9	12	4:42.92	
22	1217	AMURON Agnes Harriet	UGA	2	6	10	4:47.97	
	822	MATHISEN Julie Froeslev	NOR	2	1		DNS	

Qualification: First 4 in each heat (Q) and the next 4 fastest (q) advance to the Final

Legend:						
DNS	Did not Start	PB	Personal Best	Q	Qualified by place	q Qualified by time
SB	Season Best					






RESULT BOOK

29TH Summer Universiade Taipei 2017



Athletics

Women's 200m





MEDALLISTS

獎牌得主

Medal	Name	NUSF
GOLD	SIRAGUSA Irene	ITA - Italy
SILVER	LATISEVA CUDARE Gunta	LAT - Latvia
BRONZE	BONGIORNI Anna	ITA - Italy



START LIST

出場名單

WORLD RECORD	21.34	GRIFFITH-JOYNER Florence	USA	Seoul (KOR)	29 SEP 1988
UNIVERSIADE RECORD	21.91	KOCH Marita	GDR	Ciudad de México (MEX)	12 SEP 1979

HEAT 1 10:15

Lane	Bib	Name	NUSF Code	Date of Birth	PB	SB	Result	Rank
1	91	BOLINGO MBONGO Cynthia	BEL	12 JAN 1993	23.11	23.41		
2	629	ZYABKINA Viktoriya	KAZ	4 SEP 1992	22.66	22.81		
3	1218	AYIKORU Scovia	UGA	14 JAN 1994	24.27	24.27		
4	1097	VILAKATI Nolwazi Knowledge	SWZ	28 SEP 1996	27.50	27.50		
5	986	THOMAS Tamzin	RSA	6 OCT 1997	23.43	23.43		
6	908	KOLDEJ Malgorzata Barb	POL	12 NOV 1990	23.69	23.69		
7	323	MEDINA VENTURA Anabel	DOM	15 DEC 1996	23.69	23.69		
8	115	MOLAPISI Ontiretse	BOT	18 JAN 1995	24.24	24.24		

HEAT 2 10:21

Lane	Bib	Name	NUSF Code	Date of Birth	PB	SB	Result	Rank
1	549	SIRAGUSA Irene	ITA	23 JUN 1993	23.00	23.00		
2	763	AGUILLON RAMOS Dania Amaris	MEX	14 FEB 1996	23.38	23.38		
3	264	POKOS Lucija	CRO	22 JAN 1994	23.53	24.22		
4	1220	SHIDA Leni	UGA	22 MAY 1994	23.71	23.71		
5	601	NAKAMURA Mizuki	JPN	22 MAR 1996	23.66	23.66		
6	1087	BEZEKOVA Alexandra	SVK	13 AUG 1992	23.44	23.44		
7	1048	HENRY HENDERSON Nadeeshani	SRI	11 AUG 1993	24.09	26.04		
8	311	KRAMER Mathilde Uldall	DEN	15 MAR 1993	24.41	24.41		

HEAT 3 10:27

Lane	Bib	Name	NUSF Code	Date of Birth	PB	SB	Result	Rank
1	82	KLEISER Viola	AUT	13 NOV 1990	23.66	23.66		
2	638	AMUTAVI Laventa Luvandw	KEN	23 FEB 1996	23.70	23.80		
3	901	FORKASIEWICZ Agata Beata	POL	13 JAN 1994	23.45	23.45		
4	626	SAFRONOVA Olga	KAZ	5 NOV 1991	22.95	23.11		
5	285	PROCHAZKOVA Barbora	CZE	13 DEC 1991	23.37	23.37		
6	306	GLENNER-FRANDSEN Astrid	DEN	11 APR 1993	24.57	24.57		
7	31	MARTINEZ Noelia Anahi	ARG	20 JAN 1996	24.18	24.18		
8	778	ISLJAMI Drita	MKD	1 AUG 1996	25.39	25.39		

HEAT 4 10:33

Lane	Bib	Name	NUSF Code	Date of Birth	PB	SB	Result	Rank
1	685	AUZINA Anna Paula	LAT	14 FEB 1996	24.42	24.69		
2	1011	KODRIC Aneja	SLO	13 JAN 1993	24.52	25.32		
3	185	MAXWELL Nyoka Shondy Pe	CAN	7 APR 1997	23.64	23.64		
4	619	GOLENOVA Svetlana	KAZ	25 JUL 1993		23.48		
5	1069	HALBHEER Cornelia	SUI	16 AUG 1992	23.16	23.16		
6	832	HOBBS Zoe Charlotte	NZL	11 SEP 1997	23.85	23.85		
7	604	TAKEUCHI Sayaka	JPN	18 JUL 1995	24.01	24.01		
8	544	BONGIORNI Anna	ITA	15 SEP 1999	23.35	23.35		



START LIST

出場名單

WORLD RECORD	21.34	GRIFFITH-JOYNER Florence	USA	Seoul (KOR)	29 SEP 1988
UNIVERSIADE RECORD	21.91	KOCH Marita	GDR	Ciudad de México (MEX)	12 SEP 1979

HEAT 5 10:39

Lane	Bib	Name	NUSF Code	Date of Birth	PB	SB	Result	Rank
1	117	SEBELE Tsaone Bakani	BOT	27 OCT 1993	23.70	23.86		
2	1285	WILLIAMS Tori Monique	USA	14 DEC 1994	23.34	23.34		
3	691	LATISEVA CUDARE Gunta	LAT	9 MAR 1995	23.50	23.50		
4	1172	SYU Yong-Jie	TPE	7 OCT 1992	23.82	24.01		
5	847	AL HAMIMI Aina Suroor Sai	OMA	11 FEB 1995	24.00	25.03		
6	284	PIRKOVA Marcela	CZE	25 JAN 1996	23.30	23.30		
7	869	MALONZO Jeremiah Angela	PHI	10 OCT 1996	25.31	25.31		
8	208	JIMENEZ IBACACHE Isidora Andrea	CHI	10 AUG 1993	22.95	23.64		

HEAT 6 10:45

Lane	Bib	Name	NUSF Code	Date of Birth	PB	SB	Result	Rank
1	354	VORO Oilme	EST	2 JAN 1996	24.00	24.00		
2	324	PAULINO Marileidy	DOM	25 OCT 1996	23.58	23.58		
3	767	FLORES HERNANDEZ Iza Daniela	MEX	6 MAY 1994	23.24	23.34		
4	1030	SIRMIC Katarina	SRB	28 APR 1991	23.93	23.93		
5	459	MENSAH Janet	GHA	25 JUN 1998	25.00	25.1-		
6	371	KORTETMAA Anniina Olivia	FIN	9 JAN 1995	23.62	23.62		
7	868	JANARIO Karen	PHI	7 APR 1999	25.13	25.13		
8	515	HEALY Phil	IRL	19 NOV 1994	23.32	23.32		

Qualification: First 3 in each heat (Q) and the next 6 fastest (q) advance to the Semifinal

Legend:

PB Personal Best **SB** Season Best



RESULTS

成績

WORLD RECORD	21.34	GRIFFITH-JOYNER Florence	USA	Seoul (KOR)	29 SEP 1988
UNIVERSIADE RECORD	21.91	KOCH Marita	GDR	Ciudad de México (MEX)	12 SEP 1979

HEAT 1 Start Time: 10:15

Wind: +2.2 m/s

Rk	Bib	Name	NUSF Code	Date of Birth	Lane	Reaction Time	Result
1	323	MEDINA VENTURA Anabel	DOM	15 DEC 1996	7	0.172	23.79 Q
2	986	THOMAS Tamzin	RSA	6 OCT 1997	5	0.201	23.81 Q
3	908	KOLDEJ Malgorzata Barb	POL	12 NOV 1990	6	0.157	24.13 Q
4	91	BOLINGO MBONGO Cynthia	BEL	12 JAN 1993	1	0.209	24.23 q
5	1218	AYIKORU Scovia	UGA	14 JAN 1994	3	0.170	24.49
6	115	MOLAPISI Ontiretse	BOT	18 JAN 1995	8	0.237	25.50
7	1097	VILAKATI Nolwazi Knowledge	SWZ	28 SEP 1996	4	0.228	27.59
	629	ZYABKINA Viktoriya	KAZ	4 SEP 1992	2		DNS

HEAT 2 Start Time: 10:21

Wind: -1.9 m/s

Rk	Bib	Name	NUSF Code	Date of Birth	Lane	Reaction Time	Result
1	549	SIRAGUSA Irene	ITA	23 JUN 1993	1	0.161	24.56 Q
2	763	AGUILLON RAMOS Dania Amaris	MEX	14 FEB 1996	2	0.189	24.80 Q
3	1087	BEZEKOVA Alexandra	SVK	13 AUG 1992	6	0.164	24.84 Q
4	601	NAKAMURA Mizuki	JPN	22 MAR 1996	5	0.197	25.17
5	1220	SHIDA Leni	UGA	22 MAY 1994	4	0.272	25.29
6	264	POKOS Lucija	CRO	22 JAN 1994	3	0.196	25.55
7	311	KRAMER Mathilde Uldall	DEN	15 MAR 1993	8	0.204	25.81
8	1048	HENRY HENDERSON Nadeeshani	SRI	11 AUG 1993	7	0.204	27.01

HEAT 3 Start Time: 10:27

Wind: -3.2 m/s

Rk	Bib	Name	NUSF Code	Date of Birth	Lane	Reaction Time	Result
1	901	FORKASIEWICZ Agata Beata	POL	13 JAN 1994	3	0.170	23.68 Q
2	285	PROCHAZKOVA Barbora	CZE	13 DEC 1991	5	0.183	23.75 Q
3	626	SAFRONOVA Olga	KAZ	5 NOV 1991	4	0.180	23.81 Q
4	82	KLEISER Viola	AUT	13 NOV 1990	1	0.182	24.02 q
5	306	GLENNER-FRANDSEN Astrid	DEN	11 APR 1993	6	0.155	24.55 PB
6	31	MARTINEZ Noelia Anahi	ARG	20 JAN 1996	7	0.195	24.60
7	778	ISLJAMI Drita	MKD	1 AUG 1996	8	0.194	25.04 PB
8	638	AMUTAVI Laventa Luvandw	KEN	23 FEB 1996	2	0.208	26.96



RESULTS

成績

WORLD RECORD	21.34	GRIFFITH-JOYNER Florence	USA	Seoul (KOR)	29 SEP 1988
UNIVERSIADE RECORD	21.91	KOCH Marita	GDR	Ciudad de México (MEX)	12 SEP 1979

HEAT 4 Start Time: 10:33

Wind: +0.4 m/s

Rk	Bib	Name	NUSF Code	Date of Birth	Lane	Reaction Time	Result
1	544	BONGIORNI Anna	ITA	15 SEP 1999	8	0.152	24.01 Q
2	1069	HALBHEER Cornelia	SUI	16 AUG 1992	5	0.145	24.14 Q
3	619	GOLENDOVA Svetlana	KAZ	25 JUL 1993	4	0.230	24.22 Q
4	832	HOBBS Zoe Charlotte	NZL	11 SEP 1997	6	0.189	24.33
5	185	MAXWELL Nyoka Shondy Pe	CAN	7 APR 1997	3	0.170	24.46
6	685	AUZINA Anna Paula	LAT	14 FEB 1996	1	0.189	24.49 SB
7	604	TAKEUCHI Sayaka	JPN	18 JUL 1995	7	0.175	24.68
8	1011	KODRIC Aneja	SLO	13 JAN 1993	2	0.187	25.80

HEAT 5 Start Time: 10:39

Wind: +2.2 m/s

Rk	Bib	Name	NUSF Code	Date of Birth	Lane	Reaction Time	Result
1	691	LATISEVA CUDARE Gunta	LAT	9 MAR 1995	3	0.229	22.93 Q
2	1285	WILLIAMS Tori Monique	USA	14 DEC 1994	2	0.167	23.78 Q
3	284	PIRKOVA Marcela	CZE	25 JAN 1996	6	0.202	23.98 Q
4	208	JIMENEZ IBACACHE Isidora Andrea	CHI	10 AUG 1993	8	0.185	24.08 q
5	1172	SYU Yong-Jie	TPE	7 OCT 1992	4	0.173	24.94
6	869	MALONZO Jeremiah Angela	PHI	10 OCT 1996	7	0.161	26.11
7	847	AL HAMIMI Aina Suroor Sai	OMA	11 FEB 1995	5	0.204	28.60
	117	SEBELE Tsaone Bakani	BOT	27 OCT 1993	1	0.151	DNF

HEAT 6 Start Time: 10:45

Wind: -2.2 m/s

Rk	Bib	Name	NUSF Code	Date of Birth	Lane	Reaction Time	Result
1	515	HEALY Phil	IRL	19 NOV 1994	8	0.184	23.87 Q
2	324	PAULINO Marileidy	DOM	25 OCT 1996	2	0.172	24.13 Q
3	371	KORTETMAA Anniina Olivia	FIN	9 JAN 1995	6	0.167	24.43 Q
4	354	VORO Oilme	EST	2 JAN 1996	1	0.171	24.74
5	1030	SIRMIC Katarina	SRB	28 APR 1991	4	0.177	25.35
6	868	JANARIO Karen	PHI	7 APR 1999	7	0.190	27.37
	767	FLORES HERNANDEZ Iza Daniela	MEX	6 MAY 1994	3		F1 DQ R 162.7
	459	MENSAH Janet	GHA	25 JUN 1998	5		DNS

HEAT 7 Start Time: 10:51

Wind: -1.5 m/s

Rk	Bib	Name	NUSF Code	Date of Birth	Lane	Reaction Time	Result
1	240	ABESSOLO BIVINA Germaine Emelin	CMR	9 MAY 1990	4	0.184	24.65 Q
2	149	NDARATA Prestige	CAF	23 NOV 1997	7	0.238	28.78 Q
3	1099	MAHAMUDU Happy Twaha	TAN	22 JUN 1992	6	0.185	29.42 Q
	1293	CHITOSHI Musonda	ZAM	30 NOV 1993	5		DNS
	1294	KAKWASHA Wabalyao	ZAM	25 MAY 1997	3		DNS

Qualification: First 3 in each heat (Q) and the next 3 fastest (q) advance to the Semifinal



TAIPEI STADIUM
臺北田徑場

TAIPEI 2017 FRI 周五
29TH SUMMER UNIVERSIADE 25 AUG 2017
10:15

ATHLETICS
田徑

WOMEN'S 200M
女子200公尺

ROUND 1



RESULTS

成績

WORLD RECORD	21.34	GRIFFITH-JOYNER Florence	USA	Seoul (KOR)	29 SEP 1988
UNIVERSIADE RECORD	21.91	KOCH Marita	GDR	Ciudad de México (MEX)	12 SEP 1979

Note:
IAAF Rule 162.7 - False start

Legend:							
DNF	Did not Finish	DNS	Did not Start	DQ	Disqualified	Fn	False start
PB	Personal Best	q	Qualified by time	Q	Qualified by place	R	IAAF rule
Rk	Rank	SB	Season Best				





RESULTS SUMMARY

賽況概要

WORLD RECORD	21.34	GRIFFITH-JOYNER Florence	USA	Seoul (KOR)	29 SEP 1988
UNIVERSIADE RECORD	21.91	KOCH Marita	GDR	Ciudad de México (MEX)	12 SEP 1979

Rank	Bib	Name	NUSF Code	Heat	Lane	Position	Wind	Time	
1	691	LATISEVA CUDARE Gunta	LAT	5	3	1	+2.2	22.93	Q
2	901	FORKASIEWICZ Agata Beata	POL	3	3	1	-3.2	23.68	Q
3	285	PROCHAZKOVA Barbora	CZE	3	5	2	-3.2	23.75	Q
4	1285	WILLIAMS Tori Monique	USA	5	2	2	+2.2	23.78	Q
5	323	MEDINA VENTURA Anabel	DOM	1	7	1	+2.2	23.79	Q
6	986	THOMAS Tamzin	RSA	1	5	2	+2.2	23.81	Q
6	626	SAFRONOVA Olga	KAZ	3	4	3	-3.2	23.81	Q
8	515	HEALY Phil	IRL	6	8	1	-2.2	23.87	Q
9	284	PIRKOVA Marcela	CZE	5	6	3	+2.2	23.98	Q
10	544	BONGIORNI Anna	ITA	4	8	1	+0.4	24.01	Q
11	82	KLEISER Viola	AUT	3	1	4	-3.2	24.02	q
12	208	JIMENEZ IBACACHE Isidora Andrea	CHI	5	8	4	+2.2	24.08	q
13	324	PAULINO Marileidy	DOM	6	2	2	-2.2	24.13	Q
13	908	KOLDEJ Malgorzata Barb	POL	1	6	3	+2.2	24.13	Q
15	1069	HALBHEER Cornelia	SUI	4	5	2	+0.4	24.14	Q
16	619	GOLENDOVA Svetlana	KAZ	4	4	3	+0.4	24.22	Q
17	91	BOLINGO MBONGO Cynthia	BEL	1	1	4	+2.2	24.23	q
18	832	HOBBS Zoe Charlotte	NZL	4	6	4	+0.4	24.33	
19	371	KORTETMAA Anniina Olivia	FIN	6	6	3	-2.2	24.43	Q
20	185	MAXWELL Nyoka Shondy Pe	CAN	4	3	5	+0.4	24.46	
21	1218	AYIKORU Scovia	UGA	1	3	5	+2.2	24.49	
21	685	AUZINA Anna Paula	LAT	4	1	6	+0.4	24.49	SB
23	306	GLENNER-FRANSEN Astrid	DEN	3	6	5	-3.2	24.55	PB
24	549	SIRAGUSA Irene	ITA	2	1	1	-1.9	24.56	Q
25	31	MARTINEZ Noelia Anahi	ARG	3	7	6	-3.2	24.60	
26	240	ABESSOLO BIVINA Germaine Emelin	CMR	7	4	1	-1.5	24.65	Q
27	604	TAKEUCHI Sayaka	JPN	4	7	7	+0.4	24.68	
28	354	VORO Oilme	EST	6	1	4	-2.2	24.74	
29	763	AGUILLON RAMOS Dania Amaris	MEX	2	2	2	-1.9	24.80	Q
30	1087	BEZEKOVA Alexandra	SVK	2	6	3	-1.9	24.84	Q
31	1172	SYU Yong-Jie	TPE	5	4	5	+2.2	24.94	
32	778	ISLJAMI Drita	MKD	3	8	7	-3.2	25.04	PB
33	601	NAKAMURA Mizuki	JPN	2	5	4	-1.9	25.17	
34	1220	SHIDA Leni	UGA	2	4	5	-1.9	25.29	
35	1030	SIRMIC Katarina	SRB	6	4	5	-2.2	25.35	
36	115	MOLAPISI Ontiretse	BOT	1	8	6	+2.2	25.50	
37	264	POKOS Lucija	CRO	2	3	6	-1.9	25.55	
38	1011	KODRIC Aneja	SLO	4	2	8	+0.4	25.80	
39	311	KRAMER Mathilde Uldall	DEN	2	8	7	-1.9	25.81	
40	869	MALONZO Jeremiah Angela	PHI	5	7	6	+2.2	26.11	
41	638	AMUTAVI Laventa Luvandw	KEN	3	2	8	-3.2	26.96	
42	1048	HENRY HENDERSON Nadeeshani	SRI	2	7	8	-1.9	27.01	
43	868	JANARIO Karen	PHI	6	7	6	-2.2	27.37	
44	1097	VILAKATI Nolwazi Knowledge	SWZ	1	4	7	+2.2	27.59	
45	847	AL HAMIMI Aina Suroor Sai	OMA	5	5	7	+2.2	28.60	



RESULTS SUMMARY

賽況概要

WORLD RECORD	21.34	GRIFFITH-JOYNER Florence	USA	Seoul (KOR)	29 SEP 1988
UNIVERSIADE RECORD	21.91	KOCH Marita	GDR	Ciudad de México (MEX)	12 SEP 1979

Rank	Bib	Name	NUSF Code	Heat	Lane	Position	Wind	Time	
46	149	NDARATA Prestige	CAF	7	7	2	-1.5	28.78	Q
47	1099	MAHAMUDU Happy Twaha	TAN	7	6	3	-1.5	29.42	Q
	117	SEBELE Tsaone Bakani	BOT	5	1			DNF	
	767	FLORES HERNANDEZ Iza Daniela	MEX	6	3		F1	DQ	R 162.7
	1293	CHITOSHI Musonda	ZAM	7	5			DNS	
	1294	KAKWASHA Wabalyao	ZAM	7	3			DNS	
	459	MENSAH Janet	GHA	6	5			DNS	
	629	ZYABKINA Viktoriya	KAZ	1	2			DNS	

Qualification: First 3 in each heat (Q) and the next 3 fastest (q) advance to the Semifinal

Note:
IAAF Rule 162.7 - False start

Legend:							
DNF	Did not Finish	DNS	Did not Start	DQ	Disqualified	Fn	False Start
PB	Personal Best	Q	Qualified by place	q	Qualified by time	R	IAAF rule
SB	Season Best						



START LIST

出場名單

WORLD RECORD	21.34	GRIFFITH-JOYNER Florence	USA	Seoul (KOR)	29 SEP 1988
UNIVERSIADE RECORD	21.91	KOCH Marita	GDR	Ciudad de México (MEX)	12 SEP 1979

SEMIFINAL 1 17:15

Lane	Bib	Name	NUSF Code	Date of Birth	PB	SB	Result	Rank
1	82	KLEISER Viola	AUT	13 NOV 1990	23.66	23.66		
2	1099	MAHAMUDU Happy Twaha	TAN	22 JUN 1992				
3	901	FORKASIEWICZ Agata Beata	POL	13 JAN 1994	23.45	23.45		
4	515	HEALY Phil	IRL	19 NOV 1994	23.32	23.32		
5	986	THOMAS Tamzin	RSA	6 OCT 1997	23.43	23.43		
6	323	MEDINA VENTURA Anabel	DOM	15 DEC 1996	23.69	23.69		
7	626	SAFRONOVA Olga	KAZ	5 NOV 1991	22.95	23.11		
8	284	PIRKOVA Marcela	CZE	25 JAN 1996	23.30	23.30		

SEMIFINAL 2 17:21

Lane	Bib	Name	NUSF Code	Date of Birth	PB	SB	Result	Rank
1	371	KORTETMAA Anniina Olivia	FIN	9 JAN 1995	23.62	23.62		
2	91	BOLINGO MBONGO Cynthia	BEL	12 JAN 1993	23.11	23.41		
3	691	LATISEVA CUDARE Gunta	LAT	9 MAR 1995	23.50	23.50		
4	240	ABESOLO BIVINA G	CMR	9 MAY 1990				
5	549	SIRAGUSA Irene	ITA	23 JUN 1993	23.00	23.00		
6	1069	HALBHEER Cornelia	SUI	16 AUG 1992	23.16	23.16		
7	763	AGUILLON RAMOS Dania Amaris	MEX	14 FEB 1996	23.38	23.38		
8	619	GOLEDOVA Svetlana	KAZ	25 JUL 1993		23.48		

SEMIFINAL 3 17:27

Lane	Bib	Name	NUSF Code	Date of Birth	PB	SB	Result	Rank
1	1087	BEZEKOVA Alexandra	SVK	13 AUG 1992	23.44	23.44		
2	208	JIMENEZ IBACACHE Isidora Andrea	CHI	10 AUG 1993	22.95	23.64		
3	1285	WILLIAMS Tori Monique	USA	14 DEC 1994	23.34	23.34		
4	544	BONGIORNI Anna	ITA	15 SEP 1999	23.35	23.35		
5	324	PAULINO Marileidy	DOM	25 OCT 1996	23.58	23.58		
6	285	PROCHAZKOVA Barbora	CZE	13 DEC 1991	23.37	23.37		
7	908	KOLDEJ Malgorzata Barb	POL	12 NOV 1990	23.69	23.69		
8	149	NDARATA Prestige	CAF	23 NOV 1997				

Qualification: First 2 in each heat (Q) and the next 2 fastest (q) advance to the Final

Legend:

PB Personal Best **SB** Season Best



RESULTS SUMMARY

賽況概要

WORLD RECORD	21.34	GRIFFITH-JOYNER Florence	USA	Seoul (KOR)	29 SEP 1988
UNIVERSIADE RECORD	21.91	KOCH Marita	GDR	Ciudad de México (MEX)	12 SEP 1979

Rank	Bib	Name	NUSF Code	Heat	Lane	Position	Wind	Time	
1	691	LATISEVA CUDARE Gunta	LAT	2	3	1	-2.9	23.46	Q PB
2	549	SIRAGUSA Irene	ITA	2	5	2	-2.9	23.49	Q
3	1087	BEZEKOVA Alexandra	SVK	3	1	1	+0.5	23.61	Q
4	626	SAFRONOVA Olga	KAZ	1	7	1	-0.7	23.68	Q
5	544	BONGIORNI Anna	ITA	3	4	2	+0.5	23.69	Q
6	285	PROCHAZKOVA Barbora	CZE	3	6	3	+0.5	23.72	q
7	1285	WILLIAMS Tori Monique	USA	3	3	4	+0.5	23.79	q
8	515	HEALY Phil	IRL	1	4	2	-0.7	23.80	Q
8	1069	HALBHEER Cornelia	SUI	2	6	3	-2.9	23.80	
10	986	THOMAS Tamzin	RSA	1	5	3	-0.7	23.86	
11	324	PAULINO Marileidy	DOM	3	5	5	+0.5	23.95	
12	901	FORKASIEWICZ Agata Beata	POL	1	3	4	-0.7	24.10	
13	284	PIRKOVA Marcela	CZE	1	8	5	-0.7	24.11	
14	82	KLEISER Viola	AUT	1	1	6	-0.7	24.13	
15	208	JIMENEZ IBACACHE Isidora Andrea	CHI	3	2	6	+0.5	24.31	
16	763	AGUILLON RAMOS Dania Amaris	MEX	2	7	4	-2.9	24.33	
17	619	GOLENDOVA Svetlana	KAZ	2	8	5	-2.9	24.42	
18	908	KOLDEJ Malgorzata Barb	POL	3	7	7	+0.5	24.43	
19	240	ABESSOLO BIVINA Germaine Emelin	CMR	2	4	6	-2.9	24.46	
20	323	MEDINA VENTURA Anabel	DOM	1	6	7	-0.7	24.47	
21	371	KORTETMAA Anniina Olivia	FIN	2	1	7	-2.9	24.62	
22	91	BOLINGO MBONGO Cynthia	BEL	2	2	8	-2.9	24.80	
23	149	NDARATA Prestige	CAF	3	8	8	+0.5	28.61	
24	1099	MAHAMUDU Happy Twaha	TAN	1	2	8	-0.7	30.47	

Qualification: First 2 in each heat (Q) and the next 2 fastest (q) advance to the Final

Legend:

PB Personal Best Q Qualified by place q Qualified by time




RESULT BOOK

29TH Summer Universiade Taipei 2017



Athletics

Women's 20km walk





MEDALLISTS

獎牌得主

Medal	Name	NUSF
GOLD	KASHYNA Inna	UKR - Ukraine
SILVER	ZHANG Xin	CHN - People's Republic of China
BRONZE	NEUVONEN Elisa Pauliina	FIN - Finland



RESULT BOOK


29TH Summer Universiade Taipei 2017



Athletics

Women's 3000m

Steeplechase





MEDALLISTS

獎牌得主

Medal	Name	NUSF
GOLD	GUVENC Tugba	TUR - Turkey
SILVER	GYUERKES Viktoria	HUN - Hungary
BRONZE	KAYA Ozlem	TUR - Turkey



RESULT BOOK


29TH Summer Universiade Taipei 2017



Athletics

Women's 400m

Hurdles





MEDALLISTS

獎牌得主

Medal	Name	NUSF
GOLD	FOLORUNSO Ayomide Temilad	ITA - Italy
SILVER	LINKIEWICZ Joanna Malgorza	POL - Poland
BRONZE	KOLESNYCHENKO Olena	UKR - Ukraine



START LIST

出場名單

CORRECTED
24 AUG 17:20

WORLD RECORD	52.34	PECHONKINA Yuliya	RUS Tula (RUS)	8 AUG 2003
UNIVERSIADE RECORD	53.95	PERNIA Daymi	CUB Palma de Mallorca (ESP)	10 JUL 1999

HEAT 1 18:00

Lane	Bib	Name	NUSF Code	Date of Birth	PB	SB	Result	Rank
3	823	NORUM Emily Rose	NOR	1 MAR 1996	58.70	58.70		
4	508	RAMAMURTHI VENUG V	IND	28 OCT 1995	1:00.09	1:00.72		
5	415	TURNER Jessica Ann	GBR	8 AUG 1995	56.68	56.68		
6	365	BERGHEM Jonna Susanne	FIN	25 FEB 1993	58.05	58.05		
7	1170	LIN Yu-Chieh	TPE	8 SEP 1998	1:00.00	1:00.00		
8	903	GAWORSKA Aleksandra	POL	7 NOV 1995	56.87	56.87		

HEAT 2 18:06

Lane	Bib	Name	NUSF Code	Date of Birth	PB	SB	Result	Rank
3	176	BALKWILL Kelsey Ellen	CAN	19 SEP 1992	56.80	57.65		
4	1046	GODAGEDARA VIDAN H	SRI	21 AUG 1995	1:10.62	1:10.62		
5	1091	LEDECKA Daniela	SVK	4 NOV 1996	59.06	59.06		
6	912	LINKIEWICZ Joanna Malgorza	POL	2 MAY 1990	55.25	55.42		
7	258	ROJAS GUTIERREZ Daniela	CRC	26 NOV 1997	59.40	59.19		
8	1198	GOREN Elif	TUR	14 FEB 1990	56.56	57.58		

HEAT 3 18:12

Lane	Bib	Name	NUSF Code	Date of Birth	PB	SB	Result	Rank
3	639	NGURE Gladys Muthoni	KEN	19 JUN 1995	57.90	59.00		
4	1274	BOOKMAN Deonca Dicole	USA	29 OCT 1995	57.84	57.84		
5	314	NISSEN Annemarie	DEN	8 JUL 1994	1:02.93	1:02.93		
6	547	FOLORUNSO Ayomide Temilad	ITA	17 OCT 1996	55.50	55.50		
7	18	HADDAR Dihia	ALG	29 APR 1995	55.23	57.56		
8	819	AAKRE Marlen Elisabet	NOR	17 SEP 1993	59.32	59.32		

HEAT 4 18:18

Lane	Bib	Name	NUSF Code	Date of Birth	PB	SB	Result	Rank
3	938	BELGYAN Sanda	ROU	17 DEC 1992	57.96	59.51		
4	461	TOKA Elpida	GRE	25 JUN 1993	58.99	58.99		
5	929	CRESPO OLIVEIRA Andreia	POR	16 OCT 1993	57.94	57.94		
6	687	DAKTERE Diana	LAT	17 JUL 1994	1:01.35	1:01.35		
7	1245	KOLESNYCHENKO Olena	UKR	3 JUN 1993	53.39	56.68		
8	95	VAN PUYVELDE Margo	BEL	21 DEC 1995	57.05	57.05		

Qualification: First 1 in each heat (Q) and the next 4 fastest (q) advance to the Final

Legend:

PB Personal Best SB Season Best



RESULTS

成績

CORRECTED
24 AUG 19:59

WORLD RECORD	52.34	PECHONKINA Yuliya	RUS	Tula (RUS)	8 AUG 2003
UNIVERSIADE RECORD	53.95	PERNIA Daymi	CUB	Palma de Mallorca (ESP)	10 JUL 1999

HEAT 1 Start Time: 18:00

Rk	Bib	Name	NUSF Code	Date of Birth	Lane	Reaction Time	Result
1	903	GAWORSKA Aleksandra	POL	7 NOV 1995	8		57.53 Q
2	415	TURNER Jessica Ann	GBR	8 AUG 1995	5		57.73 q
3	365	BERGHEM Jonna Susanne	FIN	25 FEB 1993	6		58.74 q
4	823	NORUM Emily Rose	NOR	1 MAR 1996	3		1:00.74
5	1170	LIN Yu-Chieh	TPE	8 SEP 1998	7		1:01.63
	508	RAMAMURTHI VENUGOPA Vishwa Priya	IND	28 OCT 1995	4		DQ R 168.7a

HEAT 2 Start Time: 18:06

Rk	Bib	Name	NUSF Code	Date of Birth	Lane	Reaction Time	Result
1	912	LINKIEWICZ Joanna Malgorza	POL	2 MAY 1990	6	0.218	57.74 Q
2	258	ROJAS GUTIERREZ Daniela	CRC	26 NOV 1997	7	0.253	58.40 q PB
3	176	BALKWILL Kelsey Ellen	CAN	19 SEP 1992	3	0.253	58.75
4	1198	GOREN Elif	TUR	14 FEB 1990	8	0.237	59.11
5	1091	LEDECKA Daniela	SVK	4 NOV 1996	5		59.69
6	1046	GODAGEDARA VIDANALAGE Harshani W.	SRI	21 AUG 1995	4	0.205	1:10.68

HEAT 3 Start Time: 18:12

Rk	Bib	Name	NUSF Code	Date of Birth	Lane	Reaction Time	Result
1	547	FOLORUNSO Ayomide Temilad	ITA	17 OCT 1996	6	0.308	58.07 Q
2	1274	BOOKMAN Deonca Dicole	USA	29 OCT 1995	4	0.283	59.84
3	819	AAKRE Marlen Elisabet	NOR	17 SEP 1993	8	0.226	1:00.44
4	639	NGURE Gladys Muthoni	KEN	19 JUN 1995	3	0.355	1:04.87
5	314	NISSEN Annemarie	DEN	8 JUL 1994	5		1:05.39
	18	HADDAR Dihia	ALG	29 APR 1995	7		DNF

HEAT 4 Start Time: 18:18

Rk	Bib	Name	NUSF Code	Date of Birth	Lane	Reaction Time	Result
1	1245	KOLESNYCHENKO Olena	UKR	3 JUN 1993	7	0.195	57.14 Q
2	95	VAN PUYVELDE Margo	BEL	21 DEC 1995	8	0.229	57.81 q
3	938	BELGYAN Sanda	ROU	17 DEC 1992	3	0.245	59.50 SB
4	929	CRESPO OLIVEIRA Andreia	POR	16 OCT 1993	5	0.210	59.67
5	461	TOKA Elpida	GRE	25 JUN 1993	4	0.198	59.84
6	687	DAKTERE Diana	LAT	17 JUL 1994	6	0.226	1:01.97

Qualification: First 1 in each heat (Q) and the next 4 fastest (q) advance to the Final

Weather conditions at the beginning of the 1st heat

Temperature: 28°C Humidity: 84% Conditions: Partly cloudy

Note:
IAAF Rule 168.7a - Trailing leg

Legend:
DNF Did not Finish DQ Disqualified PB Personal Best Q Qualified by place
q Qualified by time R IAAF rule Rk Rank SB Season Best



TAIPEI STADIUM
臺北田徑場

TAIPEI 2017 THU 周四
29th SUMMER UNIVERSIADE 24 AUG 2017
18:00

ATHLETICS
田徑

WOMEN'S 400M HURDLES
女子400公尺跨欄

ROUND 1



RESULTS SUMMARY

賽況概要

CORRECTED
24 AUG 19:59

WORLD RECORD	52.34	PECHONKINA Yuliya	RUS Tula (RUS)	8 AUG 2003
UNIVERSIADE RECORD	53.95	PERNIA Daymi	CUB Palma de Mallorca (ESP)	10 JUL 1999

Rank	Bib	Name	NUSF Code	Heat	Lane	Position	Time	
1	1245	KOLESNYCHENKO Olena	UKR	4	7	1	57.14	Q
2	903	GAWORSKA Aleksandra	POL	1	8	1	57.53	Q
3	415	TURNER Jessica Ann	GBR	1	5	2	57.73	q
4	912	LINKIEWICZ Joanna Malgorza	POL	2	6	1	57.74	Q
5	95	VAN PUYVELDE Margo	BEL	4	8	2	57.81	q
6	547	FOLORUNSO Ayomide Temilad	ITA	3	6	1	58.07	Q
7	258	ROJAS GUTIERREZ Daniela	CRC	2	7	2	58.40	q PB
8	365	BERGHEM Jonna Susanne	FIN	1	6	3	58.74	q
9	176	BALKWILL Kelsey Ellen	CAN	2	3	3	58.75	
10	1198	GOREN Elif	TUR	2	8	4	59.11	
11	938	BELGYAN Sanda	ROU	4	3	3	59.50	SB
12	929	CRESPO OLIVEIRA Andreia	POR	4	5	4	59.67	
13	1091	LEDECKA Daniela	SVK	2	5	5	59.69	
14	1274	BOOKMAN Deonca Dicole	USA	3	4	2	59.84	
14	461	TOKA Elpida	GRE	4	4	5	59.84	
16	819	AAKRE Marlen Elisabet	NOR	3	8	3	1:00.44	
17	823	NORUM Emily Rose	NOR	1	3	4	1:00.74	
18	1170	LIN Yu-Chieh	TPE	1	7	5	1:01.63	
19	687	DAKTERE Diana	LAT	4	6	6	1:01.97	
20	639	NGURE Gladys Muthoni	KEN	3	3	4	1:04.87	
21	314	NISSEN Annemarie	DEN	3	5	5	1:05.39	
22	1046	GODAGEDARA VIDANALAGE Harshani W.	SRI	2	4	6	1:10.68	
	18	HADDAR Dihia	ALG	3	7		DNF	
	508	RAMAMURTHI VENUGOPA Vishwa Priya	IND	1	4		DQ	R 168.7a

Qualification: First 1 in each heat (Q) and the next 4 fastest (q) advance to the Final

Note:
IAAF Rule 168.7a - Trailing leg

Legend:
DNF Did not Finish **DQ** Disqualified **PB** Personal Best **Q** Qualified by place
q Qualified by time **R** IAAF rule **SB** Season Best





RESULT BOOK

29TH Summer Universiade Taipei 2017



Athletics

Women's 400m





MEDALLISTS

獎牌得主

Medal	Name	NUSF
GOLD	HOLUB Malgorzata Nata	POL - Poland
SILVER	PALFRAMAN Justine	RSA - South Africa
BRONZE	RAZOR Bianca Denisa	ROU - Romania



RESULTS

成績

WORLD RECORD	47.60 KOCH Marita	GDR Canberra (AUS)	6 OCT 1985
UNIVERSIADE RECORD	49.88 TIRLEA Ionela	ROU Palma de Mallorca (ESP)	12 JUL 1999

HEAT 1 Start Time: 9:00

Rk	Bib Name	NUSF Code	Date of Birth	Lane	Reaction Time	Result
1	928 AZEVEDO Catia	POR	9 MAR 1994	1	0.160	52.27 Q
2	1220 SHIDA Leni	UGA	22 MAY 1994	4	0.353	53.48 Q
3	764 BRITO OSORIO Natali	MEX	21 OCT 1989	2	0.208	53.58 Q
4	722 MISIUNAITE Eva	LTU	4 DEC 1991	3	0.178	53.64 Q
5	562 LONEY Dawnalee Ann Ma	JAM	15 MAY 1996	6	0.232	53.87 q
6	1236 BRYZGINA Anastasiia	UKR	9 JAN 1998	7	0.261	54.16 q
7	457 BRAIMAH Hajuaha	GHA	4 APR 1997	5	0.182	55.82 q
8	344 MEIER Helin	EST	20 APR 1992	8	0.193	56.10

HEAT 2 Start Time: 9:06

Rk	Bib Name	NUSF Code	Date of Birth	Lane	Reaction Time	Result
1	905 HOLUB Malgorzata Nata	POL	30 OCT 1992	2	0.203	54.49 Q
2	980 PALFRAMAN Justine	RSA	4 NOV 1993	3	0.165	55.04 Q
3	251 CHAVEZ VALENCIA Eliana	COL	28 DEC 1997	6	0.212	55.18 Q
4	31 MARTINEZ Noelia Anahi	ARG	20 JAN 1996	7	0.186	55.34 Q
5	1293 CHITOSHI Musonda	ZAM	30 NOV 1993	4	0.210	1:05.96
	1001 BARRIE Margaret Veness	SLE	29 MAY 1996	5		DNS

HEAT 3 Start Time: 9:12

Rk	Bib Name	NUSF Code	Date of Birth	Lane	Reaction Time	Result
1	1243 KLYMIUK Kateryna	UKR	2 JUN 1995	3	0.171	54.15 Q
2	940 GAL Camelia Florina	ROU	18 OCT 1992	6	0.146	54.58 Q
3	261 DUDEK Kristina	CRO	5 APR 1994	5	0.214	54.97 Q
4	1278 HAWKINS Birexus Janae	USA	18 JUL 1998	7	0.182	57.14 Q
5	1052 RATHNAYAKA MUDIYANSELAGE Siwanthi	SRI	2 MAR 1994	4	0.247	1:00.94
6	640 NYAMASYO Alfin Wanzila	KEN	20 OCT 1992	2	0.261	1:07.08

HEAT 4 Start Time: 9:18

Rk	Bib Name	NUSF Code	Date of Birth	Lane	Reaction Time	Result
1	897 BAUMGART Iga	POL	11 APR 1989	3	0.205	54.35 Q
2	621 MIKHINA Elina	KAZ	16 JUL 1994	5	0.235	54.43 Q
3	190 POWELL Micha	CAN	12 JAN 1995	2	0.176	54.55 Q
4	503 CHAUDHARY Twinkle	IND	17 OCT 1995	6	0.182	58.90 Q
5	870 OBANON Jingky	PHI	5 DEC 1995	4	0.189	1:04.43



TAIPEI STADIUM
臺北田徑場

TAIPEI 2017 WED 周三
29th SUMMER UNIVERSIADE 23 AUG 2017
9:00

ATHLETICS
田徑

WOMEN'S 400M
女子400公尺

ROUND 1



RESULTS

成績

WORLD RECORD	47.60 KOCH Marita	GDR Canberra (AUS)	6 OCT 1985
UNIVERSIADE RECORD	49.88 TIRLEA Ionela	ROU Palma de Mallorca (ESP)	12 JUL 1999

HEAT 5 Start Time: 9:24

Rk	Bib	Name	NUSF Code	Date of Birth	Lane	Reaction Time	Result
1	771	MORAN ERREJON Paola	MEX	25 FEB 1997	3	0.237	52.43 Q PB
2	194	STIVERNE Aiyanna Brigitt	CAN	20 FEB 1995	2	0.180	53.06 Q
3	943	RAZOR Bianca Denisa	ROU	8 AUG 1994	5	0.168	53.52 Q
4	1277	HARDNETT Kelli Nichole	USA	31 MAY 1994	6	0.200	54.47 Q SB
5	1074	ZIMMERMANN Vanessa	SUI	11 JUN 1990	7	0.175	54.77 q
6	1022	ZUPANIC Tamara	SLO	8 SEP 1993	1	0.211	57.96
7	116	MONWA Amantle Hazel	BOT	10 AUG 1996	4	0.192	1:02.05
8	848	AL MALKI Muzna Saleh Ham	OMA	25 NOV 1995	8		1:16.03

Qualification: First 4 in each heat (Q) and the next 4 fastest (q) advance to the Semifinal

Legend:						
DNS	Did not Start	PB	Personal Best	Q	Qualified by place	q Qualified by time
Rk	Rank	SB	Season Best			



TAIPEI STADIUM
臺北田徑場

TAIPEI 2017 WED 周三
29th SUMMER UNIVERSIADE 23 AUG 2017
9:00

ATHLETICS
田徑

WOMEN'S 400M
女子400公尺

ROUND 1



RESULTS SUMMARY

賽況概要

WORLD RECORD	47.60 KOCH Marita	GDR Canberra (AUS)	6 OCT 1985
UNIVERSIADE RECORD	49.88 TIRLEA Ionela	ROU Palma de Mallorca (ESP)	12 JUL 1999

Rank	Bib	Name	NUSF Code	Heat	Lane	Position	Time	
1	928	AZEVEDO Catia	POR	1	1	1	52.27	Q
2	771	MORAN ERREJON Paola	MEX	5	3	1	52.43	Q PB
3	194	STIVERNE Aiyanna Brigitt	CAN	5	2	2	53.06	Q
4	1220	SHIDA Leni	UGA	1	4	2	53.48	Q
5	943	RAZOR Bianca Denisa	ROU	5	5	3	53.52	Q
6	764	BRITO OSORIO Natali	MEX	1	2	3	53.58	Q
7	722	MISIUNAITE Eva	LTU	1	3	4	53.64	Q
8	562	LONEY Dawnalee Ann Ma	JAM	1	6	5	53.87	q
9	1243	KLYMIUK Kateryna	UKR	3	3	1	54.15	Q
10	1236	BRYZGINA Anastasiia	UKR	1	7	6	54.16	q
11	897	BAUMGART Iga	POL	4	3	1	54.35	Q
12	621	MIKHINA Elina	KAZ	4	5	2	54.43	Q
13	1277	HARDNETT Kelli Nichole	USA	5	6	4	54.47	Q SB
14	905	HOLUB Malgorzata Nata	POL	2	2	1	54.49	Q
15	190	POWELL Micha	CAN	4	2	3	54.55	Q
16	940	GAL Camelia Florina	ROU	3	6	2	54.58	Q
17	1074	ZIMMERMANN Vanessa	SUI	5	7	5	54.77	q
18	261	DUDEK Kristina	CRO	3	5	3	54.97	Q
19	980	PALFRAMAN Justine	RSA	2	3	2	55.04	Q
20	251	CHAVEZ VALENCIA Eliana	COL	2	6	3	55.18	Q
21	31	MARTINEZ Noelia Anahi	ARG	2	7	4	55.34	Q
22	457	BRAIMAH Hajuaha	GHA	1	5	7	55.82	q
23	344	MEIER Helin	EST	1	8	8	56.10	
24	1278	HAWKINS Birexus Janae	USA	3	7	4	57.14	Q
25	1022	ZUPANIC Tamara	SLO	5	1	6	57.96	
26	503	CHAUDHARY Twinkle	IND	4	6	4	58.90	Q
27	1052	RATHNAYAKA MUDIYANSELAGE Siwanthi	SRI	3	4	5	1:00.94	
28	116	MONWA Amantle Hazel	BOT	5	4	7	1:02.05	
29	870	OBANON Jingky	PHI	4	4	5	1:04.43	
30	1293	CHITOSHI Musonda	ZAM	2	4	5	1:05.96	
31	640	NYAMASYO Alfin Wanzila	KEN	3	2	6	1:07.08	
32	848	AL MALKI Muzna Saleh Ham	OMA	5	8	8	1:16.03	
	1001	BARRIE Margaret Veness	SLE	2	5		DNS	

Qualification: First 4 in each heat (Q) and the next 4 fastest (q) advance to the Semifinal

Legend:						
DNS	Did not Start	PB	Personal Best	Q	Qualified by place	q Qualified by time
SB	Season Best					



START LIST

出場名單

WORLD RECORD	47.60 KOCH Marita	GDR Canberra (AUS)	6 OCT 1985
UNIVERSIADE RECORD	49.88 TIRLEA Ionela	ROU Palma de Mallorca (ESP)	12 JUL 1999

SEMIFINAL 1 18:35

Lane	Bib	Name	NUSF Code	Date of Birth	PB	SB	Result	Rank
1	1236	BRYZGINA Anastasiia	UKR	9 JAN 1998	51.89	51.89		
2	562	LONEY Dawnalee Ann Ma	JAM	15 MAY 1996	52.05	52.05		
3	897	BAUMGART Iga	POL	11 APR 1989	51.50	51.50		
4	980	PALFRAMAN Justine	RSA	4 NOV 1993	51.27	52.30		
5	194	STIVERNE Aiyanna Brigitt	CAN	20 FEB 1995	52.00	52.00		
6	940	GAL Camelia Florina	ROU	18 OCT 1992	52.68	52.68		
7	251	CHAVEZ VALENCIA Eliana	COL	28 DEC 1997	54.09	54.09		
8	722	MISIUNAITE Eva	LTU	4 DEC 1991	53.06	53.06		

SEMIFINAL 2 18:41

Lane	Bib	Name	NUSF Code	Date of Birth	PB	SB	Result	Rank
1	1278	HAWKINS Birexus Janae	USA	18 JUL 1998	53.64	53.64		
2	457	BRAIMAH Hajuah	GHA	4 APR 1997	54.50	54.80		
3	928	AZEVEDO Catia	POR	9 MAR 1994	51.63	51.90		
4	1243	KLYMIUK Kateryna	UKR	2 JUN 1995	52.25	52.25		
5	764	BRITO OSORIO Natali	MEX	21 OCT 1989	53.00	53.00		
6	1220	SHIDA Leni	UGA	22 MAY 1994	52.51	52.51		
7	190	POWELL Micha	CAN	12 JAN 1995	51.97	52.15		
8	31	MARTINEZ Noelia Anahi	ARG	20 JAN 1996	54.29	54.29		

SEMIFINAL 3 18:47

Lane	Bib	Name	NUSF Code	Date of Birth	PB	SB	Result	Rank
1	503	CHAUDHARY Twinkle	IND	17 OCT 1995	54.48	54.48		
2	1074	ZIMMERMANN Vanessa	SUI	11 JUN 1990	52.89	52.89		
3	621	MIKHINA Elina	KAZ	16 JUL 1994	52.09	53.60		
4	905	HOLUB Malgorzata Nata	POL	30 OCT 1992	51.01	51.01		
5	771	MORAN ERREJON Paola	MEX	25 FEB 1997	52.43	52.43		
6	943	RAZOR Bianca Denisa	ROU	8 AUG 1994	50.37	51.64		
7	1277	HARDNETT Kelli Nichole	USA	31 MAY 1994	54.05	54.47		
8	261	DUDEK Kristina	CRO	5 APR 1994	53.59	54.41		

Qualification: First 2 in each heat (Q) and the next 2 fastest (q) advance to the Final

Legend:

PB Personal Best SB Season Best



RESULTS

成績

WORLD RECORD	47.60 KOCH Marita	GDR Canberra (AUS)	6 OCT 1985
UNIVERSIADE RECORD	49.88 TIRLEA Ionela	ROU Palma de Mallorca (ESP)	12 JUL 1999

SEMIFINAL 1 Start Time: 18:35

Rk	Bib Name	NUSF Code	Date of Birth	Lane	Reaction Time	Result
1	194 STIVERNE Aiyanna Brigitt	CAN	20 FEB 1995	5	0.170	52.03 Q
2	980 PALFRAMAN Justine	RSA	4 NOV 1993	4	0.172	52.12 Q SB
3	897 BAUMGART Iga	POL	11 APR 1989	3	0.220	52.25 q
4	1236 BRYZGINA Anastasiia	UKR	9 JAN 1998	1	0.218	53.28
5	940 GAL Camelia Florina	ROU	18 OCT 1992	6	0.152	53.48
6	722 MISIUNAITE Eva	LTU	4 DEC 1991	8	0.162	53.84
7	562 LONEY Dawnalee Ann Ma	JAM	15 MAY 1996	2	0.238	54.99
8	251 CHAVEZ VALENCIA Eliana	COL	28 DEC 1997	7	0.245	57.05

SEMIFINAL 2 Start Time: 18:41

Rk	Bib Name	NUSF Code	Date of Birth	Lane	Reaction Time	Result
1	928 AZEVEDO Catia	POR	9 MAR 1994	3	0.180	52.52 Q
2	1243 KLYMIUK Kateryna	UKR	2 JUN 1995	4	0.218	52.90 Q
3	1220 SHIDA Leni	UGA	22 MAY 1994	6	0.309	53.44
4	190 POWELL Micha	CAN	12 JAN 1995	7	0.210	55.22
5	457 BRAIMAH Hajuaha	GHA	4 APR 1997	2	0.271	55.52
6	31 MARTINEZ Noelia Anahi	ARG	20 JAN 1996	8	0.220	55.66
7	1278 HAWKINS Birexus Janae	USA	18 JUL 1998	1	0.202	57.63
	764 BRITO OSORIO Natali	MEX	21 OCT 1989	5	0.231	DQ R 163.3a

SEMIFINAL 3 Start Time: 18:47

Rk	Bib Name	NUSF Code	Date of Birth	Lane	Reaction Time	Result
1	905 HOLUB Malgorzata Nata	POL	30 OCT 1992	4		51.88 Q
2	943 RAZOR Bianca Denisa	ROU	8 AUG 1994	6	0.210	51.99 Q
3	771 MORAN ERREJON Paola	MEX	25 FEB 1997	5	0.230	52.38 q PB
4	621 MIKHINA Elina	KAZ	16 JUL 1994	3	0.268	53.04 SB
5	1074 ZIMMERMANN Vanessa	SUI	11 JUN 1990	2	0.153	54.83
6	261 DUDEK Kristina	CRO	5 APR 1994	8	0.327	54.97
7	503 CHAUDHARY Twinkle	IND	17 OCT 1995	1	0.163	58.24
	1277 HARDNETT Kelli Nichole	USA	31 MAY 1994	7	0.220	DQ R 163.3a

Qualification: First 2 in each heat (Q) and the next 2 fastest (q) advance to the Final

Weather conditions at the beginning of the 1st heat

Temperature: 28°C Humidity: 84% Conditions: Partly cloudy

Note:
IAAF Rule 163.3a - Lane infringement

Legend:
DQ Disqualified **PB** Personal Best **Q** Qualified by place **q** Qualified by time
R IAAF rule **Rk** Rank **SB** Season Best



TAIPEI STADIUM
臺北田徑場

TAIPEI 2017 THU 周四
29TH SUMMER UNIVERSIADE 24 AUG 2017
18:35

ATHLETICS
田徑

WOMEN'S 400M
女子400公尺

SEMIFINAL



RESULTS SUMMARY

賽況概要

WORLD RECORD	47.60 KOCH Marita	GDR Canberra (AUS)	6 OCT 1985
UNIVERSIADE RECORD	49.88 TIRLEA Ionela	ROU Palma de Mallorca (ESP)	12 JUL 1999

Rank	Bib	Name	NUSF Code	Heat	Lane	Position	Time	
1	905	HOLUB Malgorzata Nata	POL	3	4	1	51.88	Q
2	943	RAZOR Bianca Denisa	ROU	3	6	2	51.99	Q
3	194	STIVERNE Aiyanna Brigitt	CAN	1	5	1	52.03	Q
4	980	PALFRAMAN Justine	RSA	1	4	2	52.12	Q SB
5	897	BAUMGART Iga	POL	1	3	3	52.25	q
6	771	MORAN ERREJON Paola	MEX	3	5	3	52.38	q PB
7	928	AZEVEDO Catia	POR	2	3	1	52.52	Q
8	1243	KLYMIUK Kateryna	UKR	2	4	2	52.90	Q
9	621	MIKHINA Elina	KAZ	3	3	4	53.04	SB
10	1236	BRYZGINA Anastasiia	UKR	1	1	4	53.28	
11	1220	SHIDA Leni	UGA	2	6	3	53.44	
12	940	GAL Camelia Florina	ROU	1	6	5	53.48	
13	722	MISIUNAITE Eva	LTU	1	8	6	53.84	
14	1074	ZIMMERMANN Vanessa	SUI	3	2	5	54.83	
15	261	DUDEK Kristina	CRO	3	8	6	54.97	
16	562	LONEY Dawnalee Ann Ma	JAM	1	2	7	54.99	
17	190	POWELL Micha	CAN	2	7	4	55.22	
18	457	BRAIMAH Hajuaha	GHA	2	2	5	55.52	
19	31	MARTINEZ Noelia Anahi	ARG	2	8	6	55.66	
20	251	CHAVEZ VALENCIA Eliana	COL	1	7	8	57.05	
21	1278	HAWKINS Birexus Janae	USA	2	1	7	57.63	
22	503	CHAUDHARY Twinkle	IND	3	1	7	58.24	
	764	BRITO OSORIO Natali	MEX	2	5		DQ	R 163.3a
	1277	HARDNETT Kelli Nichole	USA	3	7		DQ	R 163.3a

Qualification: First 2 in each heat (Q) and the next 2 fastest (q) advance to the Final

Note:
IAAF Rule 163.3a - Lane infringement

Legend:
DQ Disqualified
R IAAF rule
PB Personal Best
SB Season Best
Q Qualified by place
q Qualified by time






RESULT BOOK

29TH Summer Universiade Taipei 2017



Athletics

Women's 4x100m
Relay





MEDALLISTS

獎牌得主

CORRECTED
28 AUG 19:31

Medal	NUSF	Name
GOLD	SUI - Switzerland	DEL PONTE Ajla KORA JOSEPH Salome Kpayero HALBHEER Cornelia VON JACKOWSKI Selina Louise
SILVER	POL - Poland	CIBA Kamila Magdalen FORKASIEWICZ Agata Beata KOLDEJ Malgorzata Barb ZAGAJEWSKA Karolina Monika
BRONZE	JPN - Japan	TAKEUCHI Sayaka NAKAMURA Mizuki IKI Ichiko MAEYAMA Miyu



START LIST

出場名單

CORRECTED
27 AUG 9:30

WORLD RECORD	40.82	UNITED STATES of AMERICA	USA London (GBR)	10 AUG 2012
UNIVERSIADE RECORD	42.40	UNITED STATES	USA Duisburg (GER)	30 AUG 1989

HEAT 1 11:00

Lane	NUSF Code	NUSF	National Record	Season Best	Result	Rank
3	DOM	DOMINICAN REPUBLIC				
4	SLO	SLOVENIA				
5	AUS	AUSTRALIA		45.59		
6	LAT	LATVIA		49.61		
7	THA	THAILAND		44.77		
8	SUI	SWITZERLAND		42.50		

HEAT 2 11:08

Lane	NUSF Code	NUSF	National Record	Season Best	Result	Rank
3	KAZ	KAZAKHSTAN		43.03		
4	ITA	ITALY				
5	POL	POLAND				
6	TPE	CHINESE TAIPEI		47.66		
7	USA	UNITED STATES of AMERICA		44.35		
8	DEN	DENMARK		46.88		

HEAT 3 11:16

Lane	NUSF Code	NUSF	National Record	Season Best	Result	Rank
2	BOT	BOTSWANA				
3	UGA	UGANDA				
4	JPN	JAPAN		44.98		
5	RSA	SOUTH AFRICA				
6	MEX	MEXICO		45.11		
7	CAN	CANADA				
8	SRB	SERBIA		10.50		

Qualification: First 2 in each heat (Q) and the next 2 fastest (q) advance to the Final



TAIPEI STADIUM
臺北田徑場

TAIPEI 2017 SUN 周日
29th SUMMER UNIVERSIADE 27 AUG 2017
11:00

ATHLETICS
田徑

WOMEN'S 4X100M RELAY
女子4X100公尺接力

ROUND 1



RESULTS SUMMARY

賽況概要

CORRECTED
27 AUG 12:42

WORLD RECORD	40.82 UNITED STATES of AMERICA	USA London (GBR)	10 AUG 2012
UNIVERSIADE RECORD	42.40 UNITED STATES	USA Duisburg (GER)	30 AUG 1989

Rank	NUSF	NUSF Code	Heat	Lane	Position	Time	
1	POLAND	POL	2	5	1	44.10	Q
2	KAZAKHSTAN	KAZ	2	3	2	44.14	Q
3	SWITZERLAND	SUI	1	8	1	44.23	Q
4	ITALY	ITA	2	4	3	44.56	q
5	JAPAN	JPN	3	4	1	44.71	Q SB
6	MEXICO	MEX	3	6	2	44.87	Q SB
7	UNITED STATES of AMERICA	USA	2	7	4	45.15	q
8	CANADA	CAN	3	7	3	45.25	
9	CHINESE TAIPEI	TPE	2	6	5	45.26	SB
10	AUSTRALIA	AUS	1	5	2	45.47	Q SB
11	THAILAND	THA	1	7	3	45.60	
12	LATVIA	LAT	1	6	4	46.16	SB
13	DENMARK	DEN	2	8	6	46.29	SB
14	SERBIA	SRB	3	8	4	46.35	
15	UGANDA	UGA	3	3	5	47.05	
16	BOTSWANA	BOT	3	2	6	48.40	
	DOMINICAN REPUBLIC	DOM	1	3		DQ	R 170.7
	SOUTH AFRICA	RSA	3	5		DQ	R 163.3a
	SLOVENIA	SLO	1	4		DNS	

Qualification: First 2 in each heat (Q) and the next 2 fastest (q) advance to the Final

Note:
IAAF Rule 163.3a - Lane infringement
IAAF Rule 170.7 - Passing the baton outside the takeover zone (early / late takeover)

Legend:
DNS Did not Start DQ Disqualified Q Qualified by place q Qualified by time
R IAAF rule SB Season Best






RESULT BOOK

29TH Summer Universiade Taipei 2017



Athletics

Women's 4x400m
Relay





MEDALLISTS

獎牌得主

CORRECTED
28 AUG 21:11

Medal	NUSF	Name
GOLD	POL - Poland	HOLUB Malgorzata Nata BAUMGART Iga WYCISZKIEWICZ Patrycja Weroni SWIETY Justyna Elzbiet GAWORSKA Aleksandra DABROWSKA Martyna
SILVER	MEX - Mexico	AGUILLON RAMOS Dania Amaris BRITO OSORIO Natali COOK MARTINEZ Rosa Leticia MORAN ERREJON Paola
BRONZE	ROU - Romania	NESTERIUC Anamaria BELGYAN Sanda GAL Camelia Florina RAZOR Bianca Denisa



START LIST

出場名單

WORLD RECORD	3:15.17	UNION of SOVIET SOCIALIST REP	URS Seoul (KOR)	1 OCT 1988
UNIVERSIADE RECORD	3:24.97	USSR	URS Edmonton (CAN)	9 JUL 1983

HEAT 1 20:20

Lane	NUSF Code	NUSF	National Record	Season Best	Result	Rank
3	MEX	MEXICO		3:39.01		
4	SLO	SLOVENIA				
5	THA	THAILAND		3:38.63		
6	UGA	UGANDA				
7	ROU	ROMANIA		3:27.10		

HEAT 2 20:27

Lane	NUSF Code	NUSF	National Record	Season Best	Result	Rank
3	CAN	CANADA		3:36.48		
4	AUS	AUSTRALIA		3:28.80		
5	UKR	UKRAINE				
6	NGR	NIGERIA				
7	POL	POLAND				

Qualification: First 3 in each heat (Q) and the next 2 fastest (q) advance to the Final



RESULTS SUMMARY

賽況概要

WORLD RECORD	3:15.17	UNION of SOVIET SOCIALIST REP	URS	Seoul (KOR)	1 OCT 1988
UNIVERSIADE RECORD	3:24.97	USSR	URS	Edmonton (CAN)	9 JUL 1983

Rank	NUSF	NUSF Code	Heat	Lane	Position	Time	
1	UKRAINE	UKR	2	6	1	3:31.76	Q
2	POLAND	POL	2	7	2	3:32.62	Q
3	CANADA	CAN	2	4	3	3:34.80	Q SB
4	MEXICO	MEX	1	3	1	3:38.16	Q SB
5	ROMANIA	ROU	1	7	2	3:38.78	Q
6	AUSTRALIA	AUS	2	5	4	3:39.67	q
7	UGANDA	UGA	1	6	3	3:45.73	Q
8	THAILAND	THA	1	5	4	3:50.55	q
9	SLOVENIA	SLO	1	4	5	3:55.54	

Qualification: First 3 in each heat (Q) and the next 2 fastest (q) advance to the Final

Legend:

Q Qualified by place q Qualified by time SB Season Best



RESULT BOOK

29TH Summer Universiade Taipei 2017



Athletics

Women's 5000m





MEDALLISTS

獎牌得主

Medal	Name	NUSF
GOLD	KLEIN Hanna Elisabeth	GER - Germany
SILVER	OCONNELL Jessica Marie	CAN - Canada
BRONZE	JUDD Jessica May	GBR - United Kingdom of G.B. & N.I.




RESULT BOOK

29TH Summer Universiade Taipei 2017



Athletics

Women's 800m





MEDALLISTS
獎牌得主

CORRECTED
25 AUG 21:35

Medal	Name	NUSF
GOLD	ALMANZA BLANCO Rose Mary	CUB - Cuba
SILVER	LIAKHOVA Olga	UKR - Ukraine
BRONZE	AJOK Docus	UGA - Uganda



START LIST

出場名單

CORRECTED
22 AUG 23:31

WORLD RECORD	1:53.28	KRATOCHVÍLOVÁ Jarmila	TCH München (GER)	26 JUL 1983
UNIVERSIADE RECORD	1:56.88	COLOVIC Slobodank	YUG Zagreb (CRO)	19 JUL 1987

HEAT 1 18:00

Lane	Bib	Name	NUSF Code	Date of Birth	PB	SB	Result	Rank
1	266	ALMANZA BLANCO Rose Mary	CUB	13 JUL 1992	1:57.70	2:01.05		
2	18	HADDAR Dihia	ALG	29 APR 1995	2:05.45	2:05.45		
3	871	PAMATIAN Louielyn	PHI	14 JAN 1997	2:13.97	2:17.50		
4	1010	KAVKA Eva	SLO	14 OCT 1993	2:14.59	2:15.72		
5	63	GRIFFITH Georgia Helen	AUS	5 DEC 1996	2:00.90	2:00.90		
6	1216	AJOK Docus	UGA	12 JUL 1994	2:02.90	2:02.90		
7	541	BALDESSARI Irene	ITA	21 JAN 1993	2:02.79	2:02.79		
8	822	MATHISEN Julie Froeslev	NOR	21 MAY 1993	2:09.20	2:09.20		

HEAT 2 18:07

Lane	Bib	Name	NUSF Code	Date of Birth	PB	SB	Result	Rank
2	729	MATHIAS Charline Kyra C	LUX	23 MAY 1992	2:01.30	2:02.29		
3	1295	MASEKA Bertha	ZAM	6 SEP 1995				
4	345	NEVOLIHIN Kelly	EST	15 NOV 1992	2:08.55	2:09.20		
5	704	SELLO Tsepang	LES	23 FEB 1997	2:09.22	2:09.22		
6	806	EGBENIYI Abike Funmilola	NGR	23 OCT 1994	2:02.34	2:02.34		
7	719	ELENSKA Monika	LTU	17 FEB 1996	2:04.00	2:04.00		
8	913	MIKIEWICZ-LAPINSKA Paulina	POL	13 JUL 1992	2:03.30	2:03.30		

HEAT 3 18:14

Lane	Bib	Name	NUSF Code	Date of Birth	PB	SB	Result	Rank
2	19	LARIBI Faten	ALG	29 MAR 1998	2:07.23	2:07.23		
3	175	AUBRY Rachel	CAN	18 MAY 1990	2:01.56	2:03.25		
4	1248	LIAKHOVA Olga	UKR	18 MAR 1992	1:58.32	1:58.32		
5	483	KERI Bianka	HUN	19 APR 1994	2:02.39	2:02.39		
6	315	OLSEN Dagmar Faester	DEN	16 JUL 1994	2:07.65	2:09.66		
7	1031	TERZIC Amela	SRB	2 JAN 1993	1:59.90	2:04.30		
8	269	EVANGELIDOU Natalia	CYP	10 MAR 1991	2:02.10	2:02.14		

HEAT 4 18:21

Lane	Bib	Name	NUSF Code	Date of Birth	PB	SB	Result	Rank
2	310	JØRGENSEN Louise Würtz	DEN	22 APR 1991	2:10.44	2:10.61		
3	1002	KAMARA Mariama Ngaima	SLE	22 MAR 1995	2:02.99	2:02.99		
4	437	HERING Christina Annik	GER	9 OCT 1994	2:01.31	2:01.31		
5	198	WESTAWAY Jenna Rae Eilee	CAN	19 JUN 1994	2:01.89	2:02.78		
6	1217	AMURON Agnes Harriet	UGA	28 DEC 1993	2:09.08	2:09.08		
7	414	TRACEY Adelle Roshumba	GBR	27 MAY 1993	2:00.04	2:00.34		
8	977	NICE Anuscha	RSA	26 AUG 1991	2:03.65	2:05.00		

Qualification: First 3 in each heat (Q) and the next 4 fastest (q) advance to the Semifinal

Legend:

PB Personal Best SB Season Best



RESULTS

成績

WORLD RECORD	1:53.28	KRATOCHVÍLOVÁ Jarmila	TCH München (GER)	26 JUL 1983
UNIVERSIADE RECORD	1:56.88	COLOVIC Slobodank	YUG Zagreb (CRO)	19 JUL 1987

HEAT 1 Start Time: 18:00

Rk	Bib	Name	NUSF Code	Date of Birth	Lane	Result
1	266	ALMANZA BLANCO Rose Mary	CUB	13 JUL 1992	1	2:03.78 Q
2	1216	AJOK Docus	UGA	12 JUL 1994	6	2:04.14 Q
3	63	GRIFFITH Georgia Helen	AUS	5 DEC 1996	5	2:04.17 Q
4	541	BALDESSARI Irene	ITA	21 JAN 1993	7	2:04.96 q
5	18	HADDAR Dihia	ALG	29 APR 1995	2	2:05.07 q PB
6	822	MATHISEN Julie Froeslev	NOR	21 MAY 1993	8	2:10.72
7	871	PAMATIAN Louielyn	PHI	14 JAN 1997	3	2:17.95
	1010	KAVKA Eva	SLO	14 OCT 1993	4	DQ R 163.3a
Intermediate Times:		400m	1:01.56	266	ALMANZA BLANCO Rose Mary (CUB)	

HEAT 2 Start Time: 18:07

Rk	Bib	Name	NUSF Code	Date of Birth	Lane	Result
1	729	MATHIAS Charline Kyra C	LUX	23 MAY 1992	2	2:11.18 Q
2	913	MIKIEWICZ-LAPINSKA Paulina	POL	13 JUL 1992	8	2:11.43 Q
3	719	ELENSKA Monika	LTU	17 FEB 1996	7	2:11.69 Q
4	704	SELLO Tsepang	LES	23 FEB 1997	5	2:11.93
5	345	NEVOLIHIN Kelly	EST	15 NOV 1992	4	2:11.96
	1295	MASEKA Bertha	ZAM	6 SEP 1995	3	DQ R 163.3a
	806	EGBENIYI Abike Funmilola	NGR	23 OCT 1994	6	DNS
Intermediate Times:		400m	1:07.77	913	MIKIEWICZ-LAPINSKA Paulina (POL)	

HEAT 3 Start Time: 18:14

Rk	Bib	Name	NUSF Code	Date of Birth	Lane	Result
1	1248	LIAKHOVA Olga	UKR	18 MAR 1992	4	2:04.47 Q
2	483	KERI Bianka	HUN	19 APR 1994	5	2:04.51 Q
3	1031	TERZIC Amela	SRB	2 JAN 1993	7	2:04.51 Q
4	269	EVANGELIDOU Natalia	CYP	10 MAR 1991	8	2:04.56 q
5	175	AUBRY Rachel	CAN	18 MAY 1990	3	2:06.08 q
6	315	OLSEN Dagmar Faester	DEN	16 JUL 1994	6	2:08.94 SB
7	19	LARIBI Faten	ALG	29 MAR 1998	2	2:12.41
Intermediate Times:		400m	1:02.43	175	AUBRY Rachel (CAN)	



TAIPEI STADIUM
臺北田徑場

TAIPEI 2017 WED 周三
29TH SUMMER UNIVERSIADE 23 AUG 2017
18:00

ATHLETICS
田徑

WOMEN'S 800M
女子800公尺

ROUND 1



RESULTS

成績

WORLD RECORD	1:53.28	KRATOCHVÍLOVÁ Jarmila	TCH München (GER)	26 JUL 1983
UNIVERSIADE RECORD	1:56.88	COLOVIC Slobodank	YUG Zagreb (CRO)	19 JUL 1987

HEAT 4 Start Time: 18:21

Rk	Bib	Name	NUSF Code	Date of Birth	Lane	Result
1	414	TRACEY Adelle Roshumba	GBR	27 MAY 1993	7	2:05.78 Q
2	198	WESTAWAY Jenna Rae Eilee	CAN	19 JUN 1994	5	2:05.80 Q
3	437	HERING Christina Annik	GER	9 OCT 1994	4	2:05.80 Q
4	977	NICE Anuscha	RSA	26 AUG 1991	8	2:06.38
5	310	JØRGENSEN Louise Würtz	DEN	22 APR 1991	2	2:10.59 SB
6	1217	AMURON Agnes Harriet	UGA	28 DEC 1993	6	2:18.95
7	1002	KAMARA Mariama Ngaima	SLE	22 MAR 1995	3	2:54.36

Intermediate Times: 400m 1:02.62 414 TRACEY Adelle Roshumba (GBR)

Qualification: First 3 in each heat (Q) and the next 4 fastest (q) advance to the Semifinal

Weather conditions at the beginning of the 1st heat

Temperature: 30°C Humidity: 71% Conditions: Cloudy

Note:
IAAF Rule 163.3a - Lane infringement

Legend:
DNS Did not Start **DQ** Disqualified **PB** Personal Best **Q** Qualified by place
q Qualified by time **R** IAAF rule **Rk** Rank **SB** Season Best



RESULTS SUMMARY

賽況概要

WORLD RECORD	1:53.28	KRATOCHVÍLOVÁ Jarmila	TCH München (GER)	26 JUL 1983
UNIVERSIADE RECORD	1:56.88	COLOVIC Slobodank	YUG Zagreb (CRO)	19 JUL 1987

Rank	Bib	Name	NUSF Code	Heat	Lane	Position	Time	
1	266	ALMANZA BLANCO Rose Mary	CUB	1	1	1	2:03.78	Q
2	1216	AJOK Docus	UGA	1	6	2	2:04.14	Q
3	63	GRIFFITH Georgia Helen	AUS	1	5	3	2:04.17	Q
4	1248	LIAKHOVA Olga	UKR	3	4	1	2:04.47	Q
5	483	KERI Bianka	HUN	3	5	2	2:04.51	Q
5	1031	TERZIC Amela	SRB	3	7	3	2:04.51	Q
7	269	EVANGELIDOU Natalia	CYP	3	8	4	2:04.56	q
8	541	BALDESSARI Irene	ITA	1	7	4	2:04.96	q
9	18	HADDAR Dihia	ALG	1	2	5	2:05.07	q PB
10	414	TRACEY Adelle Roshumba	GBR	4	7	1	2:05.78	Q
11	437	HERING Christina Annik	GER	4	4	3	2:05.80	Q
11	198	WESTAWAY Jenna Rae Eilee	CAN	4	5	2	2:05.80	Q
13	175	AUBRY Rachel	CAN	3	3	5	2:06.08	q
14	977	NICE Anuscha	RSA	4	8	4	2:06.38	
15	315	OLSEN Dagmar Faester	DEN	3	6	6	2:08.94	SB
16	310	JØRGENSEN Louise Würtz	DEN	4	2	5	2:10.59	SB
17	822	MATHISEN Julie Froeslev	NOR	1	8	6	2:10.72	
18	729	MATHIAS Charline Kyra C	LUX	2	2	1	2:11.18	Q
19	913	MIKIEWICZ-LAPINSKA Paulina	POL	2	8	2	2:11.43	Q
20	719	ELENSKA Monika	LTU	2	7	3	2:11.69	Q
21	704	SELLO Tsepang	LES	2	5	4	2:11.93	
22	345	NEVOLIHIN Kelly	EST	2	4	5	2:11.96	
23	19	LARIBI Faten	ALG	3	2	7	2:12.41	
24	871	PAMATIAN Louielyn	PHI	1	3	7	2:17.95	
25	1217	AMURON Agnes Harriet	UGA	4	6	6	2:18.95	
26	1002	KAMARA Mariama Ngaima	SLE	4	3	7	2:54.36	
	1010	KAVKA Eva	SLO	1	4		DQ	R 163.3a
	1295	MASEKA Bertha	ZAM	2	3		DQ	R 163.3a
	806	EGBENIYI Abike Funmilola	NGR	2	6		DNS	

Qualification: First 3 in each heat (Q) and the next 4 fastest (q) advance to the Semifinal

Note:
IAAF Rule 163.3a - Lane infringement

Legend:
DNS Did not Start **DQ** Disqualified **PB** Personal Best **Q** Qualified by place
q Qualified by time **R** IAAF rule **SB** Season Best



START LIST

出場名單

WORLD RECORD	1:53.28	KRATOCHVÍLOVÁ Jarmila	TCH München (GER)	26 JUL 1983
UNIVERSIADE RECORD	1:56.88	COLOVIC Slobodank	YUG Zagreb (CRO)	19 JUL 1987

SEMIFINAL 1 20:05

Lane	Bib	Name	NUSF Code	Date of Birth	PB	SB	Result	Rank
1	719	ELENSKA Monika	LTU	17 FEB 1996	2:04.00	2:04.00		
2	1031	TERZIC Amela	SRB	2 JAN 1993	1:59.90	2:04.30		
3	269	EVANGELIDOU Natalia	CYP	10 MAR 1991	2:02.10	2:02.14		
4	63	GRIFFITH Georgia Helen	AUS	5 DEC 1996	2:00.90	2:00.90		
5	414	TRACEY Adelle Roshumba	GBR	27 MAY 1993	2:00.04	2:00.34		
6	729	MATHIAS Charline Kyra C	LUX	23 MAY 1992	2:01.30	2:02.29		
7	1216	AJOK Docus	UGA	12 JUL 1994	2:02.90	2:02.90		
8	198	WESTAWAY Jenna Rae Eilee	CAN	19 JUN 1994	2:01.89	2:02.78		

SEMIFINAL 2 20:11

Lane	Bib	Name	NUSF Code	Date of Birth	PB	SB	Result	Rank
1	913	MIKIEWICZ-LAPINSKA Paulina	POL	13 JUL 1992	2:03.30	2:03.30		
2	18	HADDAR Dihia	ALG	29 APR 1995	2:05.07	2:05.07		
3	1248	LIAKHOVA Olga	UKR	18 MAR 1992	1:58.32	1:58.32		
4	483	KERI Bianka	HUN	19 APR 1994	2:02.39	2:02.39		
5	266	ALMANZA BLANCO Rose Mary	CUB	13 JUL 1992	1:57.70	2:01.05		
6	437	HERING Christina Annik	GER	9 OCT 1994	2:01.31	2:01.31		
7	175	AUBRY Rachel	CAN	18 MAY 1990	2:01.56	2:03.25		
8	541	BALDESSARI Irene	ITA	21 JAN 1993	2:02.79	2:02.79		

Qualification: First 3 in each heat (Q) and the next 2 fastest (q) advance to the Final

Legend:

PB Personal Best **SB** Season Best



RESULTS

成績

WORLD RECORD	1:53.28	KRATOCHVÍLOVÁ Jarmila	TCH München (GER)	26 JUL 1983
UNIVERSIADE RECORD	1:56.88	COLOVIC Slobodank	YUG Zagreb (CRO)	19 JUL 1987

SEMIFINAL 1 Start Time: 20:05

Rk	Bib Name	NUSF Code	Date of Birth	Lane	Result
1	1216 AJOK Docus	UGA	12 JUL 1994	7	2:03.13 Q
2	63 GRIFFITH Georgia Helen	AUS	5 DEC 1996	4	2:03.17 Q
3	414 TRACEY Adelle Roshumba	GBR	27 MAY 1993	5	2:03.30 Q
4	729 MATHIAS Charline Kyra C	LUX	23 MAY 1992	6	2:03.59
5	269 EVANGELIDOU Natalia	CYP	10 MAR 1991	3	2:03.92
6	198 WESTAWAY Jenna Rae Eilee	CAN	19 JUN 1994	8	2:04.59
7	1031 TERZIC Amela	SRB	2 JAN 1993	2	2:07.54
8	719 ELENSKA Monika	LTU	17 FEB 1996	1	2:07.62

Intermediate Times: 400m 1:01.21 414 TRACEY Adelle Roshumba (GBR)

SEMIFINAL 2 Start Time: 20:11

Rk	Bib Name	NUSF Code	Date of Birth	Lane	Result
1	266 ALMANZA BLANCO Rose Mary	CUB	13 JUL 1992	5	2:02.22 Q
2	1248 LIAKHOVA Olga	UKR	18 MAR 1992	3	2:02.57 Q
3	483 KERI Bianka	HUN	19 APR 1994	4	2:02.64 Q
4	913 MIKIEWICZ-LAPINSKA Paulina	POL	13 JUL 1992	1	2:03.21 q PB
5	437 HERING Christina Annik	GER	9 OCT 1994	6	2:03.58 q
6	175 AUBRY Rachel	CAN	18 MAY 1990	7	2:04.79
7	541 BALDESSARI Irene	ITA	21 JAN 1993	8	2:05.05
8	18 HADDAR Dihia	ALG	29 APR 1995	2	2:05.46

Intermediate Times: 400m 1:00.28 266 ALMANZA BLANCO Rose Mary (CUB)

Qualification: First 3 in each heat (Q) and the next 2 fastest (q) advance to the Final

Weather conditions at the beginning of the 1st heat

Temperature: 28°C Humidity: 84% Conditions: Partly cloudy

Legend:	Personal Best	q	Qualified by time	Q	Qualified by place	Rk	Rank
----------------	---------------	---	-------------------	---	--------------------	----	------



TAIPEI STADIUM
臺北田徑場

TAIPEI 2017 THU 周四
29th SUMMER UNIVERSIADE 24 AUG 2017
20:05

ATHLETICS
田徑

WOMEN'S 800M
女子800公尺

SEMIFINAL



RESULTS SUMMARY

賽況概要

WORLD RECORD	1:53.28	KRATOCHVÍLOVÁ Jarmila	TCH München (GER)	26 JUL 1983
UNIVERSIADE RECORD	1:56.88	COLOVIC Slobodank	YUG Zagreb (CRO)	19 JUL 1987

Rank	Bib	Name	NUSF Code	Heat	Lane	Position	Time	
1	266	ALMANZA BLANCO Rose Mary	CUB	2	5	1	2:02.22	Q
2	1248	LIAKHOVA Olga	UKR	2	3	2	2:02.57	Q
3	483	KERI Bianka	HUN	2	4	3	2:02.64	Q
4	1216	AJOK Docus	UGA	1	7	1	2:03.13	Q
5	63	GRIFFITH Georgia Helen	AUS	1	4	2	2:03.17	Q
6	913	MIKIEWICZ-LAPINSKA Paulina	POL	2	1	4	2:03.21	q PB
7	414	TRACEY Adelle Roshumba	GBR	1	5	3	2:03.30	Q
8	437	HERING Christina Annik	GER	2	6	5	2:03.58	q
9	729	MATHIAS Charline Kyra C	LUX	1	6	4	2:03.59	
10	269	EVANGELIDOU Natalia	CYP	1	3	5	2:03.92	
11	198	WESTAWAY Jenna Rae Eilee	CAN	1	8	6	2:04.59	
12	175	AUBRY Rachel	CAN	2	7	6	2:04.79	
13	541	BALDESSARI Irene	ITA	2	8	7	2:05.05	
14	18	HADDAR Dihia	ALG	2	2	8	2:05.46	
15	1031	TERZIC Amela	SRB	1	2	7	2:07.54	
16	719	ELENSKA Monika	LTU	1	1	8	2:07.62	

Qualification: First 3 in each heat (Q) and the next 2 fastest (q) advance to the Final

Legend:

PB Personal Best Q Qualified by place q Qualified by time






RESULT BOOK

29TH Summer Universiade Taipei 2017



Athletics

Women's Discus





MEDALLISTS

獎牌得主

Medal	Name	NUSF
GOLD	PUDENZ Kristin	GER - Germany
SILVER	ALLMAN Valarie Carolyn	USA - United States of America
BRONZE	GOLLSHEWSKY Taryn Linley	AUS - Australia



RESULTS SUMMARY

賽況概要

WORLD RECORD	76.80 REINSCH Gabriele	GDR Neubrandenburg (GER)	9 JUL 1988
UNIVERSIADE RECORD	67.96 KHRISTOVA Tsvetanka	BUL Zagreb (CRO)	16 JUL 1987

Rank	Bib	Name	NUSF Code	Group	Position	Result
1	1272	ALLMAN Valarie Carolyn	USA	A	1	58.33 Q
2	443	PUDENZ Kristin	GER	A	2	57.20 Q
3	550	STRUMILLO Stefania	ITA	B	1	56.65 Q
4	62	GOLLSHEWSKY Taryn Linley	AUS	B	2	56.39 Q
5	985	SENEKAL Ischke	RSA	B	3	56.04 Q SB
6	505	Kamalpreet Kaur	IND	B	4	55.95 Q
7	919	ZABAWSKA Daria Katarzyna	POL	A	3	55.43 Q
8	350	TOLLASSON Kaetlin	EST	B	5	54.83 q
9	1167	LI Tsai-Yi	TPE	B	6	53.72 q
10	896	AUGUSTYNIAK Lidia Edyta	POL	B	7	53.14 q
11	180	ESSER Agnes Rachel	CAN	A	4	52.69 q
12	375	SIPPONEN Salla Maarja	FIN	A	5	51.49 q
13	305	BEBE Kathrine	DEN	A	6	50.99
14	26	ARMADA Ailen	ARG	B	8	49.54
15	1273	BOHAN Christine Jean	USA	B	9	49.49
16	229	WANG Lan	CHN	A	7	49.39
17	144	PETKOVA Renata Tsankova	BUL	A	8	47.59
18	207	GALLARDO CRUCHET Ivana Xennia	CHI	A	9	46.27
19	725	ZARANKAITE Ieva	LTU	B	10	45.91
20	856	GOMEZ BEJARANO Stephanya Isabe	PER	A	10	35.14

Qualification: Qualifying performance 55.00 (Q) or at least 12 best performers (q) advance to the Final

Legend:

Q Qualified by standard q Qualified by performance SB Season Best



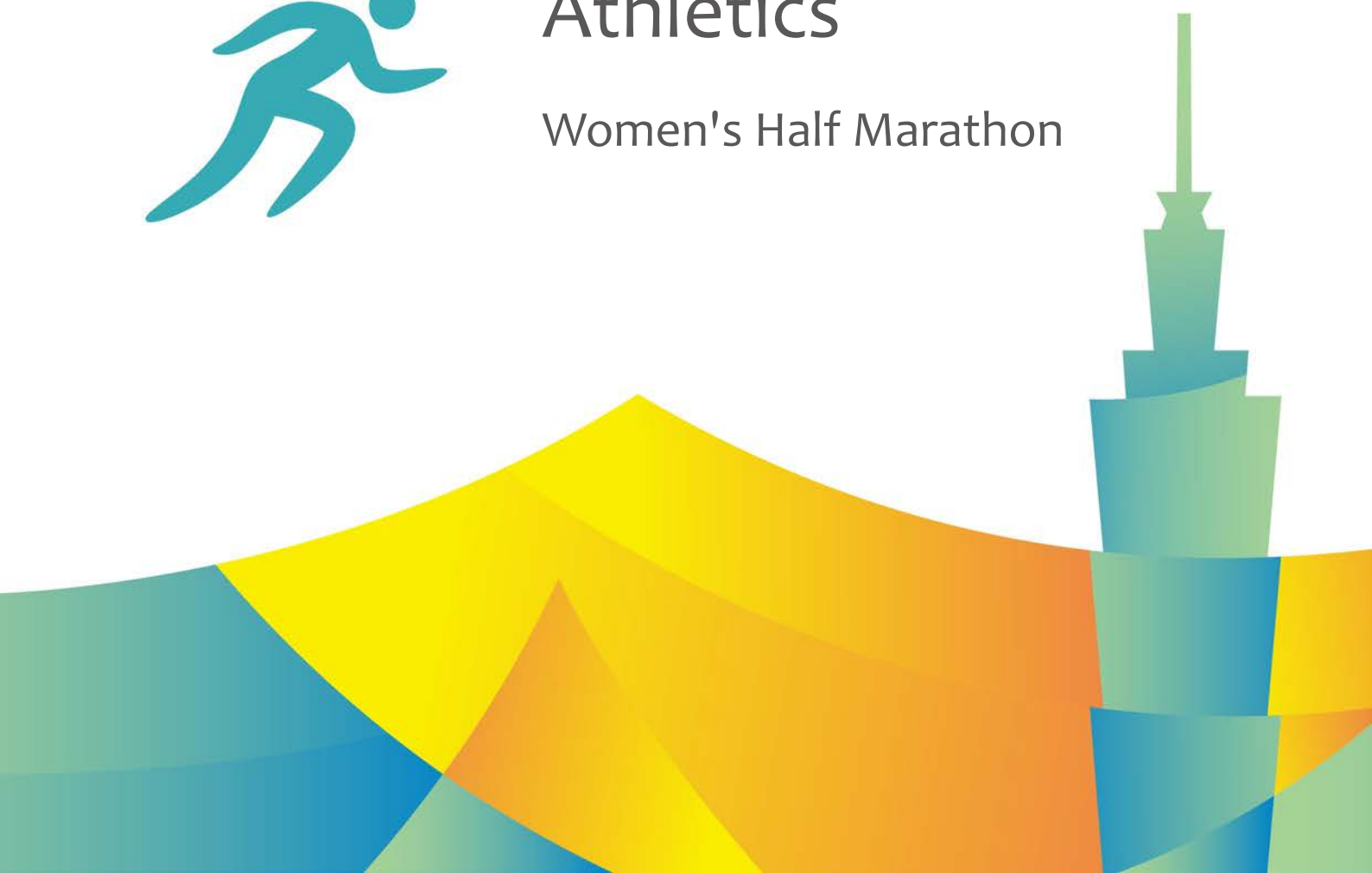
RESULT BOOK

29TH Summer Universiade Taipei 2017



Athletics

Women's Half Marathon





MEDALLISTS

獎牌得主

Medal	Name	NUSF
GOLD	MUNEHISA Yuki	JPN - Japan
SILVER	AYDEMIR Esmā	TUR - Turkey
BRONZE	FUKUI Saki	JPN - Japan



RESULT BOOK

29TH Summer Universiade Taipei 2017



Athletics

Women's Hammer





MEDALLISTS

獎牌得主

Medal	Name	NUSF
GOLD	KOPRON Malwina	POL - Poland
SILVER	MALYSHCHYK Hanna	BLR - Belarus
BRONZE	FIODOROW Joanna	POL - Poland



RESULTS SUMMARY

賽況概要

WORLD RECORD	82.98	WLODARCZYK Anita	POL	Warszawa (POL)	28 AUG 2016
UNIVERSIADE RECORD	75.83	HEIDLER Betty	GER	Beograd (SRB)	10 JUL 2009

Rank	Bib	Name	NUSF Code	Group	Position	Result
1	910	KOPRON Malwina	POL	B	1	73.01 Q
2	107	MALYSHCHYK Hanna	BLR	B	2	68.07 Q
3	900	FIODOROW Joanna	POL	A	1	67.23 Q
4	281	KRALOVA Tereza	CZE	B	3	65.25 Q
5	1201	KAYA SALMAN Kivilcim	TUR	B	4	65.11 Q
6	390	TAVERNIER Alexandra	FRA	B	5	64.20 Q
7	481	GYURATZ Reka	HUN	A	2	63.38 Q
8	546	FANTINI Sara	ITA	A	3	62.92 Q
9	138	MARCELINO Mariana Grasiel	BRA	B	6	62.07 Q
10	835	RATCLIFFE Julia Susan	NZL	A	4	60.66 Q
11	1089	KANUCHOVA Veronika	SVK	A	5	60.45 Q
12	70	NIELSEN Lara Louise	AUS	B	7	60.42 Q
13	435	GIMMLER Sophie	GER	B	8	59.99 Q
14	974	JANSE VAN VUUREN Letitia Johanna	RSA	B	9	59.85 Q
15	180	ESSER Agnes Rachel	CAN	B	10	57.61
16	791	HOLTHUIJSEN Sina Mai	NED	A	6	55.30
17	623	NUSSUPBEKOVA Diana	KAZ	A	7	54.46
18	1280	MARTIN Mikaila Alexis	USA	A	8	52.71
19	1282	SCAIFE Taylor Thristin	USA	B	11	51.34
20	30	GOMEZ Daniela Ayelen	ARG	A	9	50.54
	250	BELTRAN MOYA Maria Alejandra	COL	A		NM
	252	GAVIRIA MALDONADO Mayra Alexandra	COL	B		NM
	85	SKYDAN Hanna	AZE	A		NM

Qualification: Qualifying performance 59.00 (Q) or at least 12 best performers (q) advance to the Final

Legend:

NM No Mark Q Qualified by standard




RESULT BOOK

29TH Summer Universiade Taipei 2017



Athletics

Women's Heptathlon





INTERMEDIATE RESULTS

各項完成之間成績統計

WORLD HEPTATHLON RECORD	7291 JOYNER-KERSEE Jackie	USA Seoul (KOR)	24 SEP 1988
UNIVERSIADE HEPTATHLON RECORD	6847 NIKITINA Larisa	URS Duisburg (GER)	29 AUG 1989

AFTER 6 EVENTS

Rk	Bib Name	NUSF Code	100m H	HJ	SP	200m	LJ	JT	800m	Points	Points Behind Leader
1	83 PREINER Verena 1 FEB 1995	AUT	13.90 (-1.4) 993(1) 1934(2)	1.77 941(2)	13.32 749(2) 2683(1)	24.82 (-3.4) 903(1) 3586(1)	5.94 (-0.2) 831(3) 4417(1)	48.61 833(1) 5250(1)		5250	
2	58 BURNETT Alysha Jane 4 JAN 1997	AUS	14.60 (-1.4) 895(7) 1949(1)	1.86 1054(1) 2641(2)	12.46 692(7) 2641(2)	25.92 (-0.2) 804(6) 3445(2)	6.09 (+0.8) 877(2) 4322(3)	46.26 788(2) 5110(2)		5110	140
3	96 VIDTS Noor 30 MAY 1996	BEL	14.27 (-1.4) 941(4) 1844(3)	1.74 903(3)	12.68 706(5) 2550(3)	25.13 (-3.4) 875(2) 3425(3)	6.20 (0.0) 912(1) 4337(2)	31.37 503(13) 4840(3)		4840	410
4	368 HEIKKINEN Jutta Karita 27 OCT 1994	FIN	14.20 (-1.4) 950(3) 1780(4)	1.68 830(11) 2456(4)	12.23 676(9) 2456(4)	25.62 (-0.2) 831(4) 3287(4)	5.76 (-0.5) 777(4) 4064(4)	44.91 762(3) 4826(4)		4826	424
5	134 CHEFER SPINOLA Vanessa 5 MAR 1990	BRA	15.20 (-1.4) 815(10) 1645(9)	1.68 830(7) 2347(8)	12.61 702(6) 2347(8)	25.55 (-3.4) 837(3) 3184(5)	5.63 (+1.3) 738(7) 3922(6)	38.60 640(8) 4562(5)		4562	688
6	1159 CHU Chia-Ling 11 JAN 1991	TPE	14.06 (-1.4) 970(2) 1729(7)	1.62 759(13) 2408(5)	12.27 679(8) 2408(5)	26.43 (-0.2) 760(9) 3168(6)	5.71 (-0.4) 762(5) 3930(5)	37.63 622(9) 4552(6)		4552	698
7	227 PANG Yuting 28 MAY 1995	CHN	14.71 (-1.4) 880(8) 1747(6)	1.71 867(5) 2388(6)	11.70 641(11) 2388(6)	26.93 (-0.2) 718(10) 3106(8)	5.45 (-1.2) 686(9) 3792(7)	42.40 713(5) 4505(7)		4505	745
8	181 HUGGINS Dallyssa Jeline 31 OCT 1998	CAN	15.54 (-1.4) 772(11) 1675(8)	1.74 903(4) 2388(6)	12.78 713(3) 2388(6)	26.32 (-0.2) 769(8) 3157(7)	5.19 (0.0) 612(11) 3769(8)	34.24 557(12) 4326(8)		4326	924
9	1092 MOKRASOVA Lucia 27 MAR 1994	SVK	14.93 (-1.4) 851(9) 1575(12)	1.59 724(15) 2282(9)	12.69 707(4) 2282(9)	26.09 (-3.4) 789(7) 3071(9)	5.32 (+0.6) 648(10) 3719(9)	35.04 572(11) 4291(9)		4291	959
10	663 KIM Chaeyoung 15 MAR 1991	KOR	15.62 (0.0) 762(12) 1592(11)	1.68 830(8) 2159(12)	10.58 567(14) 2159(12)	27.36 (-0.2) 682(12) 2841(11)	5.61 (+2.1) 732(8) 3573(10)	35.69 585(10) 4158(10)		4158	1092
11	821 BYE Martine 20 JUN 1993	NOR	16.01 (0.0) 713(14) 1543(13)	1.68 830(10) 2160(11)	11.33 617(13) 2160(11)	28.86 (-2.2) 565(17) 2725(12)	4.74 (+0.1) 490(12) 3215(12)	43.73 739(4) 3954(11)		3954	1296



INTERMEDIATE RESULTS

各項完成之間成績統計

WORLD HEPTATHLON RECORD	7291 JOYNER-KERSEE Jackie	USA Seoul (KOR)	24 SEP 1988
UNIVERSIADE HEPTATHLON RECORD	6847 NIKITINA Larisa	URS Duisburg (GER)	29 AUG 1989

AFTER 6 EVENTS

Rk	Bib Name	NUSF Code	100m H	HJ	SP	200m	LJ	JT	800m	Points	Points Behind Leader
12	189 OUDENAARDEN Nicole Corrie 14 JAN 1994	CAN	DQ	1.71	13.83	25.68 (-3.4)	5.70 (-0.4)	40.93		3919	1331
				867(6)	783(1)	825(5)	759(6)	685(7)			
				867(18)	1650(15)	2475(15)	3234(11)	3919(12)			
13	491 GUSTIAYU Tresna Puspita 1 AUG 1996	INA	15.65 (0.0)	1.50	11.52	28.52 (-2.2)	4.71 (0.0)	30.20		3560	1690
			758(13)	621(16)	629(12)	590(16)	482(13)	480(14)			
				1379(14)	2008(13)	2598(13)	3080(13)	3560(13)			
14	342 KAUNISSAAR Terje 10 AUG 1992	EST	18.80 (-1.4)	1.68	12.01	28.50 (-2.2)	NM	42.19		3202	2048
			409(17)	830(9)	662(10)	592(15)		709(6)			
				1239(15)	1901(14)	2493(14)	2493(16)	3202(14)			
15	1019 POTOVAR Tjasa 13 SEP 1997	SLO	17.21 (0.0)	1.32	9.40	27.86 (-2.2)	4.67 (-1.0)	25.63		3000	2250
			573(15)	429(18)	490(16)	642(13)	472(14)	394(15)			
				1002(17)	1492(17)	2134(16)	2606(14)	3000(15)			
16	1015 MLJAC Brina 3 JAN 1993	SLO	17.29 (0.0)	1.35	9.19	28.14 (-2.2)	4.39 (+0.2)	23.86		2883	2367
			564(16)	460(17)	477(17)	620(14)	401(15)	361(16)			
				1024(16)	1501(16)	2121(17)	2522(15)	2883(16)			
17	852 SIDDIQUE Ghazala 12 APR 1994	PAK	22.00 (0.0)	NM	7.12	31.58 (-2.2)	3.93 (+0.8)	NM		1169	4081
			157(18)		343(18)	377(18)	292(16)				
					157(19)	500(18)	877(18)	1169(17)	1169(17)		
	148 KOALA Christiane Yasm 8 MAR 1994	BUR								0	
	1171 LIOU Ya-Jyun 20 SEP 1993	TPE	14.53 (-1.4)	1.59	10.35	27.29 (-0.2)	DNS			DNF	
			905(6)	724(14)	552(15)	688(11)					
				1629(10)	2181(10)	2869(10)					
	28 CHIAPPE Y MADSEN Fiorella 1 JAN 1996	ARG	14.31 (-1.4)	1.68	DNS					DNF	
			935(5)	830(12)							
				1765(5)							
	2 EISDEN Shardiela 7 MAY 1997	AHO	DNS							DNF	
	594 HEMPHILL Meg 23 MAY 1996	JPN	DNS							DNF	



INTERMEDIATE RESULTS

各項完成之間成績統計

WORLD HEPTATHLON RECORD	7291 JOYNER-KERSEE Jackie	USA Seoul (KOR)	24 SEP 1988
UNIVERSIADE HEPTATHLON RECORD	6847 NIKITINA Larisa	URS Duisburg (GER)	29 AUG 1989

AFTER 6 EVENTS

Rk	Bib Name	NUSF Code	100m H	HJ	SP	200m	LJ	JT	800m	Points	Points Behind Leader
	1090 LAJCAKOVA Stanislava 20 APR 1996	SVK	DNS								DNF

Legend:	Did not Finish	DNS	Did not Start	DQ	Disqualified	H	Hurdles
HJ	High Jump	JT	Javelin Throw	LJ	Long Jump	NM	No Mark
Rk	Rank	SP	Shot Put				



FINAL RESULTS

總成績

CORRECTED
27 AUG 22:11

WORLD HEPTATHLON RECORD	7291 JOYNER-KERSEE Jackie	USA Seoul (KOR)	24 SEP 1988
UNIVERSIADE HEPTATHLON RECORD	6847 NIKITINA Larisa	URS Duisburg (GER)	29 AUG 1989

Rk	Bib Name	NUSF Code	100m H	HJ	SP	200m	LJ	JT	800m	Points	Points Behind Leader	
1	83 PREINER Verena 1 FEB 1995	AUT	13.90 (-1.4) 993(1)	1.77 941(2)	13.32 749(2)	24.82 (-3.4) 903(1)	5.94 (-0.2) 831(3)	48.61 833(1)	2:09.35 974(2)	6224		
2	58 BURNETT Alysha Jane 4 JAN 1997	AUS	14.60 (-1.4) 895(7)	1.86 1054(1)	12.46 692(7)	25.92 (-0.2) 804(6)	6.09 (+0.8) 877(2)	46.26 788(2)	2:27.45 725(7)	5835	389 PB	
3	96 VIDTS Noor 30 MAY 1996	BEL	14.27 (-1.4) 941(4)	1.74 903(3)	12.68 706(5)	25.13 (-3.4) 875(2)	6.20 (0.0) 912(1)	31.37 503(13)	2:15.37 888(3)	5728	496	
4	368 HEIKKINEN Jutta Karita 27 OCT 1994	FIN	14.20 (-1.4) 950(3)	1.68 830(11)	12.23 676(9)	25.62 (-0.2) 831(4)	5.76 (-0.5) 777(4)	44.91 762(3)	2:23.22 780(5)	5606	618	
5	134 CHEFER SPINOLA Vanessa 5 MAR 1990	BRA	15.20 (-1.4) 815(10)	1.68 830(7)	12.61 702(6)	25.55 (-3.4) 837(3)	5.63 (+1.3) 738(7)	38.60 640(8)	2:23.59 775(6)	5337	887	
6	181 HUGGINS Dallyssa Jeline 31 OCT 1998	CAN	15.54 (-1.4) 772(11)	1.74 903(4)	12.78 713(3)	26.32 (-0.2) 769(8)	5.19 (0.0) 612(11)	34.24 557(12)	2:09.33 974(1)	5300	924	
7	1159 CHU Chia-Ling 11 JAN 1991	TPE	14.06 (-1.4) 970(2)	1.62 759(13)	12.27 679(8)	26.43 (-0.2) 760(9)	5.71 (-0.4) 762(5)	37.63 622(9)	2:31.70 672(11)	5224	1000	
8	227 PANG Yuting 28 MAY 1995	CHN	14.71 (-1.4) 880(8)	1.71 867(5)	11.70 641(11)	26.93 (-0.2) 718(10)	5.45 (-1.2) 686(9)	42.40 713(5)	2:30.19 690(10)	5195	1029	
9	1092 MOKRASOVA Lucia 27 MAR 1994	SVK	14.93 (-1.4) 851(9)	1.59 724(15)	12.69 707(4)	26.09 (-3.4) 789(7)	5.32 (+0.6) 648(10)	35.04 572(11)	2:27.99 718(8)	5009	1215	
10	663 KIM Chaeyoung 15 MAR 1991	KOR	15.62 (0.0) 762(12)	1.68 830(8)	10.58 567(14)	27.36 (-0.2) 682(12)	5.61 (+2.1) 732(8)	35.69 585(10)	2:38.27 593(13)	4751	1473	
11	189 OUDENAARDEN Nicole Corrie 14 JAN 1994	CAN	DQ 867(6)	1.71 783(1)	13.83 825(5)	25.68 (-3.4) 825(5)	5.70 (-0.4) 759(6)	40.93 685(7)	2:21.18 808(4)	4727	1497	
						867(18)	1650(15)	2475(15)	3234(11)	3919(12)		



FINAL RESULTS

總成績

CORRECTED
27 AUG 22:11

WORLD HEPTATHLON RECORD	7291 JOYNER-KERSEE Jackie	USA Seoul (KOR)	24 SEP 1988
UNIVERSIADE HEPTATHLON RECORD	6847 NIKITINA Larisa	URS Duisburg (GER)	29 AUG 1989

Rk	Bib Name	NUSF Code	100m H	HJ	SP	200m	LJ	JT	800m	Points	Points Behind Leader	
12	821 BYE Martine 20 JUN 1993	NOR	16.01 (0.0) 713(14)	1.68 830(10)	11.33 617(13)	28.86 (-2.2) 565(17)	4.74 (+0.1) 490(12)	43.73 739(4)	2:33.88 645(12)	4599	1625	
13	491 GUSTIAYU Tresna Puspita 1 AUG 1996	INA	15.65 (0.0) 758(13)	1.50 621(16)	11.52 629(12)	28.52 (-2.2) 590(16)	4.71 (0.0) 482(13)	30.20 480(14)	2:53.70 426(15)	3986	2238	
14	1015 MLJAC Brina 3 JAN 1993	SLO	17.29 (0.0) 564(16)	1.35 460(17)	9.19 477(17)	28.14 (-2.2) 620(14)	4.39 (+0.2) 401(15)	23.86 361(16)	2:28.07 717(9)	3600	2624	
15	1019 POTOCAR Tjasa 13 SEP 1997	SLO	17.21 (0.0) 573(15)	1.32 429(18)	9.40 490(16)	27.86 (-2.2) 642(13)	4.67 (-1.0) 472(14)	25.63 394(15)	2:54.22 421(16)	3421	2803 SB	
16	342 KAUNISSAAR Terje 10 AUG 1992	EST	18.80 (-1.4) 409(17)	1.68 830(9)	12.01 662(10)	28.50 (-2.2) 592(15)	NM 709(6)	42.19 3202(14)	DNF	3202	3022	
17	852 SIDDIQUE Ghazala 12 APR 1994	PAK	22.00 (0.0) 157(18)	NM 157(19)	7.12 500(18)	31.58 (-2.2) 377(18)	3.93 (+0.8) 292(16)	NM 1169(17)	2:47.48 490(14)	1659	4565	
	1171 LIU Ya-Jyun 20 SEP 1993	TPE	14.53 (-1.4) 905(6)	1.59 724(14)	10.35 552(15)	27.29 (-0.2) 688(11)	DNS 2869(10)			DNF		
	28 CHIAPPE Y MADSEN Fiorella 1 JAN 1996	ARG	14.31 (-1.4) 935(5)	1.68 830(12)	DNS 1765(5)					DNF		
	2 EISDEN Shardiela 7 MAY 1997	AHO	DNS								DNF	
	594 HEMPHILL Meg 23 MAY 1996	JPN	DNS								DNF	
	148 KOALA Christiane Yasm 8 MAR 1994	BUR	DNS								DNF	



FINAL RESULTS

CORRECTED
27 AUG 22:11

總成績

WORLD HEPTATHLON RECORD	7291	JOYNER-KERSEE Jackie	USA	Seoul (KOR)	24 SEP 1988
UNIVERSIADE HEPTATHLON RECORD	6847	NIKITINA Larisa	URS	Duisburg (GER)	29 AUG 1989

Rk	Bib Name	NUSF Code	100m H	HJ	SP	200m	LJ	JT	800m	Points	Points Behind Leader
	1090 LAJCAKOVA Stanislava 20 APR 1996	SVK	DNS								DNS

Legend:	DNF Did not Finish	DNS Did not Start	DQ Disqualified	H Hurdles
HJ High Jump	JT Javelin Throw	LJ Long Jump	NM No Mark	
PB Personal Best	Rk Rank	SB Season Best	SP Shot Put	



MEDALLISTS

獎牌得主

Medal	Name	NUSF
GOLD	PREINER Verena	AUT - Austria
SILVER	BURNETT Alysha Jane	AUS - Australia
BRONZE	VIDTS Noor	BEL - Belgium



START LIST

出場名單

CORRECTED
25 AUG 19:22

WORLD HEPTATHLON RECORD	7291 JOYNER-KERSEE Jackie	USA	Seoul (KOR)	24 SEP 1988
UNIVERSIADE HEPTATHLON RECORD	6847 NIKITINA Larisa	URS	Duisburg (GER)	29 AUG 1989

HEAT 1 10:05

Lane	Bib	Name	NUSF Code	Date of Birth	PB	SB	Result	Rank
3	663	KIM Chaeyoung	KOR	15 MAR 1991		15.18		
4	1015	MLJAC Brina	SLO	3 JAN 1993				
5	852	SIDDIQUE Ghazala	PAK	12 APR 1994				
6	1019	POTOCAR Tjasa	SLO	13 SEP 1997				
7	491	GUSTIAYU Tresna Puspita	INA	1 AUG 1996				
8	2	EISDEN Shardielia	AHO	7 MAY 1997		16.91		
9	821	BYE Martine	NOR	20 JUN 1993		15.51		

HEAT 2 10:11

Lane	Bib	Name	NUSF Code	Date of Birth	PB	SB	Result	Rank
2	96	VIDTS Noor	BEL	30 MAY 1996		13.87		
3	134	CHEFER SPINOLA Vanessa	BRA	5 MAR 1990		14.04		
4	1159	CHU Chia-Ling	TPE	11 JAN 1991		14.33		
5	342	KAUNISSAAR Terje	EST	10 AUG 1992		15.11		
6	189	OUDENAARDEN Nicole Corrie	CAN	14 JAN 1994		14.32		
7	181	HUGGINS Dallyssa Jeline	CAN	31 OCT 1998		15.04		
8	227	PANG Yuting	CHN	28 MAY 1995		14.27		
9	58	BURNETT Alysha Jane	AUS	4 JAN 1997		14.27		

HEAT 3 10:17

Lane	Bib	Name	NUSF Code	Date of Birth	PB	SB	Result	Rank
2	1171	LIU Ya-Jyun	TPE	20 SEP 1993		13.81		
3	594	HEMPHILL Meg	JPN	23 MAY 1996		13.35		
4	368	HEIKKINEN Jutta Karita	FIN	27 OCT 1994		13.86		
5	1092	MOKRASOVA Lucia	SVK	27 MAR 1994		13.78		
6	28	CHIAPPE Y MADSEN Fiorella	ARG	1 JAN 1996		13.72		
7	1090	LAJCAKOVA Stanislava	SVK	20 APR 1996		13.35		
8	83	PREINER Verena	AUT	1 FEB 1995		13.79		

Performance	Points
13.85	1000
14.57	900
15.32	800
16.12	700

Legend:

PB Personal Best **SB** Season Best



RESULTS

成績

WORLD HEPTATHLON RECORD	7291 JOYNER-KERSEE Jackie	USA Seoul (KOR)	24 SEP 1988
UNIVERSIADE HEPTATHLON RECORD	6847 NIKITINA Larisa	URS Duisburg (GER)	29 AUG 1989

HEAT 1 Start Time: 10:05

Wind: 0.0 m/s

Rk	Bib	Name	NUSF Code	Date of Birth	Lane	Reaction Time	Result	Points
1	663	KIM Chaeyoung	KOR	15 MAR 1991	3	0.171	15.62	762
2	491	GUSTIAYU Tresna Puspita	INA	1 AUG 1996	7	0.196	15.65	758
3	821	BYE Martine	NOR	20 JUN 1993	9	0.295	16.01	713
4	1019	POTOCAR Tjasa	SLO	13 SEP 1997	6	0.182	17.21	573
5	1015	MLJAC Brina	SLO	3 JAN 1993	4	0.193	17.29	564
6	852	SIDDIQUE Ghazala	PAK	12 APR 1994	5		22.00	157
	2	EISDEN Shardiela	AHO	7 MAY 1997	8		DNS	

HEAT 2 Start Time: 10:11

Wind: -1.4 m/s

Rk	Bib	Name	NUSF Code	Date of Birth	Lane	Reaction Time	Result	Points
1	1159	CHU Chia-Ling	TPE	11 JAN 1991	4	0.156	14.06 SB	970
2	96	VIDTS Noor	BEL	30 MAY 1996	2	0.176	14.27	941
3	58	BURNETT Alysha Jane	AUS	4 JAN 1997	9	0.172	14.60	895
4	227	PANG Yuting	CHN	28 MAY 1995	8	0.173	14.71	880
5	134	CHEFER SPINOLA Vanessa	BRA	5 MAR 1990	3	0.200	15.20	815
6	181	HUGGINS Dallyssa Jeline	CAN	31 OCT 1998	7	0.253	15.54	772
7	342	KAUNISSAAR Terje	EST	10 AUG 1992	5	0.211	18.80	409
8	189	OUDENAARDEN Nicole Corrie	CAN	14 JAN 1994	6	0.258	20.41	269

HEAT 3 Start Time: 10:17

Wind: m/s

Rk	Bib	Name	NUSF Code	Date of Birth	Lane	Reaction Time	Result	Points
	28	CHIAPPE Y MADSEN Fiorella	ARG	1 JAN 1996	6			0
	83	PREINER Verena	AUT	1 FEB 1995	8			0
	1092	MOKRASOVA Lucia	SVK	27 MAR 1994	5			0
	1090	LAJCAKOVA Stanislava	SVK	20 APR 1996	7		DNS	
	1171	LIU Ya-Jyun	TPE	20 SEP 1993	2			0
	368	HEIKKINEN Jutta Karita	FIN	27 OCT 1994	4			0
	594	HEMPHILL Meg	JPN	23 MAY 1996	3		DNS	

Legend:

DNS Did not Start Rk Rank SB Season Best



START LIST

出場名單

CORRECTED
26 AUG 15:06

WORLD HEPTATHLON RECORD	7291 JOYNER-KERSEE Jackie	USA	Seoul (KOR)	24 SEP 1988
UNIVERSIADE HEPTATHLON RECORD	6847 NIKITINA Larisa	URS	Duisburg (GER)	29 AUG 1989

HEAT 1 19:20

Lane	Bib	Name	NUSF Code	Date of Birth	PB	SB	Result	Rank
3	821	BYE Martine	NOR	20 JUN 1993		27.23		
4	1015	MLJAC Brina	SLO	3 JAN 1993				
5	852	SIDDIQUE Ghazala	PAK	12 APR 1994				
6	1019	POTOCAR Tjasa	SLO	13 SEP 1997				
7	491	GUSTIAYU Tresna Puspita	INA	1 AUG 1996				
8	342	KAUNISSAAR Terje	EST	10 AUG 1992		27.23		

HEAT 2 19:26

Lane	Bib	Name	NUSF Code	Date of Birth	PB	SB	Result	Rank
2	1171	LIU Ya-Jyun	TPE	20 SEP 1993		24.95		
3	227	PANG Yuting	CHN	28 MAY 1995		26.22		
4	1159	CHU Chia-Ling	TPE	11 JAN 1991		26.58		
5	663	KIM Chaeyoung	KOR	15 MAR 1991		26.29		
6	58	BURNETT Alysha Jane	AUS	4 JAN 1997		25.80		
7	181	HUGGINS Dallyssa Jeline	CAN	31 OCT 1998		25.37		
8	368	HEIKKINEN Jutta Karita	FIN	27 OCT 1994		25.27		

HEAT 3 19:32

Lane	Bib	Name	NUSF Code	Date of Birth	PB	SB	Result	Rank
3	1092	MOKRASOVA Lucia	SVK	27 MAR 1994		24.52		
4	28	CHIAPPE Y MADSEN Fiorella	ARG	1 JAN 1996		24.70		
5	189	OUDENAARDEN Nicole Corrie	CAN	14 JAN 1994		24.75		
6	96	VIDTS Noor	BEL	30 MAY 1996		24.21		
7	134	CHEFER SPINOLA Vanessa	BRA	5 MAR 1990		24.11		
8	83	PREINER Verena	AUT	1 FEB 1995		24.36		

Performance	Points
23.80	1000
24.86	900
25.97	800
27.15	700

Legend:

PB Personal Best SB Season Best



RESULTS SUMMARY

賽況概要

WORLD HEPTATHLON RECORD	7291 JOYNER-KERSEE Jackie	USA Seoul (KOR)	24 SEP 1988
UNIVERSIADE HEPTATHLON RECORD	6847 NIKITINA Larisa	URS Duisburg (GER)	29 AUG 1989

Rank	Bib	Name	NUSF Code	Heat	Lane	Position	Wind	Time	
1	83	PREINER Verena	AUT	3	8	1	-3.4	24.82	
2	96	VIDTS Noor	BEL	3	6	2	-3.4	25.13	
3	134	CHEFER SPINOLA Vanessa	BRA	3	7	3	-3.4	25.55	
4	368	HEIKKINEN Jutta Karita	FIN	2	8	1	-0.2	25.62	
5	189	OUDEAARDEN Nicole Corrie	CAN	3	5	4	-3.4	25.68	
6	58	BURNETT Alysha Jane	AUS	2	6	2	-0.2	25.92	
7	1092	MOKRASOVA Lucia	SVK	3	3	5	-3.4	26.09	
8	181	HUGGINS Dallyssa Jeline	CAN	2	7	3	-0.2	26.32	
9	1159	CHU Chia-Ling	TPE	2	4	4	-0.2	26.43	SB
10	227	PANG Yuting	CHN	2	3	5	-0.2	26.93	
11	1171	LIU Ya-Jyun	TPE	2	2	6	-0.2	27.29	
12	663	KIM Chaeyoung	KOR	2	5	7	-0.2	27.36	
13	1019	POTOCAR Tjasa	SLO	1	6	1	-2.2	27.86	
14	1015	MLJAC Brina	SLO	1	4	2	-2.2	28.14	
15	342	KAUNISSAAR Terje	EST	1	8	3	-2.2	28.50	
16	491	GUSTIAYU Tresna Puspita	INA	1	7	4	-2.2	28.52	
17	821	BYE Martine	NOR	1	3	5	-2.2	28.86	
18	852	SIDDIQUE Ghazala	PAK	1	5	6	-2.2	31.58	
	28	CHIAPPE Y MADSEN Fiorella	ARG	3	4			DNS	

Legend:

DNS Did not Start SB Season Best



START LIST

出場名單

WORLD HEPTATHLON RECORD	7291 JOYNER-KERSEE Jackie	USA	Seoul (KOR)	24 SEP 1988
UNIVERSIADE HEPTATHLON RECORD	6847 NIKITINA Larisa	URS	Duisburg (GER)	29 AUG 1989

HEAT 1 20:45

Lane	Bib	Name	NUSF Code	Date of Birth	PB	SB	Result	Rank
1	663	KIM Chaeyoung	KOR	15 MAR 1991				
2	821	BYE Martine	NOR	20 JUN 1993				
3	1019	POTOCAR Tjasa	SLO	13 SEP 1997				
4	852	SIDDIQUE Ghazala	PAK	12 APR 1994				
5	1015	MLJAC Brina	SLO	3 JAN 1993				
6	342	KAUNISSAAR Terje	EST	10 AUG 1992				
7	491	GUSTIAYU Tresna Puspita	INA	1 AUG 1996				
8	189	OUDENAARDEN Nicole Corrie	CAN	14 JAN 1994				

HEAT 2 20:52

Lane	Bib	Name	NUSF Code	Date of Birth	PB	SB	Result	Rank
1	58	BURNETT Alysha Jane	AUS	4 JAN 1997				
2	96	VIDTS Noor	BEL	30 MAY 1996				
3	368	HEIKKINEN Jutta Karita	FIN	27 OCT 1994				
4	181	HUGGINS Dallyssa Jeline	CAN	31 OCT 1998				
5	227	PANG Yuting	CHN	28 MAY 1995				
6	1092	MOKRASOVA Lucia	SVK	27 MAR 1994				
7	1159	CHU Chia-Ling	TPE	11 JAN 1991				
7	83	PREINER Verena	AUT	1 FEB 1995				
8	134	CHEFER SPINOLA Vanessa	BRA	5 MAR 1990				

Performance	Points
2:07.60	1000
2:14.50	900
2:21.75	800
2:29.45	700

Legend:

PB Personal Best **SB** Season Best



TAIPEI STADIUM
臺北田徑場

TAIPEI 2017 SUN 周日
29th SUMMER UNIVERSIADE 27 AUG 2017
20:45

ATHLETICS
田徑

WOMEN'S HEPTATHLON
女子七項運動

WOMEN'S 800M



RESULTS SUMMARY

賽況概要

WORLD HEPTATHLON RECORD	7291 JOYNER-KERSEE Jackie	USA Seoul (KOR)	24 SEP 1988
UNIVERSIADE HEPTATHLON RECORD	6847 NIKITINA Larisa	URS Duisburg (GER)	29 AUG 1989

Rank	Bib	Name	NUSF Code	Heat	Lane	Position	Time
1	181	HUGGINS Dallyssa Jeline	CAN	2	4	1	2:09.33
2	83	PREINER Verena	AUT	2	7	2	2:09.35
3	96	VIDTS Noor	BEL	2	2	3	2:15.37
4	189	OUDENAARDEN Nicole Corrie	CAN	1	8	1	2:21.18
5	368	HEIKKINEN Jutta Karita	FIN	2	3	4	2:23.22
6	134	CHEFER SPINOLA Vanessa	BRA	2	8	5	2:23.59
7	58	BURNETT Alysha Jane	AUS	2	1	6	2:27.45
8	1092	MOKRASOVA Lucia	SVK	2	6	7	2:27.99
9	1015	MLJAC Brina	SLO	1	5	2	2:28.07
10	227	PANG Yuting	CHN	2	5	8	2:30.19
11	1159	CHU Chia-Ling	TPE	2	7	9	2:31.70
12	821	BYE Martine	NOR	1	2	3	2:33.88
13	663	KIM Chaeyoung	KOR	1	1	4	2:38.27
14	852	SIDDIQUE Ghazala	PAK	1	4	5	2:47.48
15	491	GUSTIAYU Tresna Puspita	INA	1	7	6	2:53.70
16	1019	POTOCAR Tjasa	SLO	1	3	7	2:54.22
	342	KAUNISSAAR Terje	EST	1	6		DNF

Legend:
DNF Did not Finish





RESULTS SUMMARY

賽況概要

WORLD HEPTATHLON RECORD	7291 JOYNER-KERSEE Jackie	USA Seoul (KOR)	24 SEP 1988
UNIVERSIADE HEPTATHLON RECORD	6847 NIKITINA Larisa	URS Duisburg (GER)	29 AUG 1989

Rank	Bib	Name	NUSF Code	Group	Position	Result
1	83	PREINER Verena	AUT		1	48.61
2	58	BURNETT Alysha Jane	AUS		2	46.26
3	368	HEIKKINEN Jutta Karita	FIN		3	44.91
4	821	BYE Martine	NOR		4	43.73 SB
5	227	PANG Yuting	CHN		5	42.40 SB
6	342	KAUNISSAAR Terje	EST		6	42.19
7	189	OUDENAARDEN Nicole Corrie	CAN		7	40.93
8	134	CHEFER SPINOLA Vanessa	BRA		8	38.60
9	1159	CHU Chia-Ling	TPE		9	37.63
10	663	KIM Chaeyoung	KOR		10	35.69
11	1092	MOKRASOVA Lucia	SVK		11	35.04
12	181	HUGGINS Dallyssa Jeline	CAN		12	34.24
13	96	VIDTS Noor	BEL		13	31.37
14	491	GUSTIAYU Tresna Puspita	INA		14	30.20
15	1019	POTOCAR Tjasa	SLO		15	25.63
16	1015	MLJAC Brina	SLO		16	23.86
	852	SIDDIQUE Ghazala	PAK			NM

Legend:

NM No Mark SB Season Best




RESULT BOOK

29TH Summer Universiade Taipei 2017



Athletics

Women's High Jump





MEDALLISTS

獎牌得主

Medal	Name	NUSF
GOLD	OKUNIEVA Oksana	UKR - Ukraine
SILVER	GERASHCHENKO Iryna	UKR - Ukraine
BRONZE	PALSYTE Airine	LTU - Lithuania



RESULTS SUMMARY

賽況概要

WORLD RECORD	2.09 KOSTADINOVA Stefka	BUL Roma (ITA)	30 AUG 1987
UNIVERSIADE RECORD	2.01 COSTA Silvia	CUB Kobe (JPN)	3 SEP 1985

Rank	Bib	Name	NUSF Code	Group	Position	Result
1	436	GRAUMANN Jossie Marie Jo	GER	B	1	1.80 q
1	723	PALSYTE Airine	LTU	B	1	1.80 q
3	973	DU PLESSIS Julia	RSA	A	1	1.75 q
3	766	ESQUIVEL GUZMAN Ximena Lizbeth	MEX	A	1	1.75 q =SB
3	1237	GERASHCHENKO Iryna	UKR	B	3	1.75 q
3	66	JOYE Hannah Catherin	AUS	B	3	1.75 q
3	770	MALDONADO CARRIZOSA Gloria A.	MEX	B	3	1.75 q =PB
3	69	MCDERMOTT Nicola Lauren	AUS	A	1	1.75 q
3	1251	OKUNIEVA Oksana	UKR	A	1	1.75 q
3	780	VUKOVIC Marija	MNE	A	1	1.75 q
3	471	YEUNG Man Wai	HKG	B	3	1.75 q
12	1088	DUNAJSKA Tatiana	SVK	B	7	1.70 q
13	351	TREIEL Teele	EST	A	6	1.70 =SB
14	1096	SEYAMA Nonhlanhla Erikah	SWZ	A	7	1.70
15	347	PALUMAA Teele	EST	B	8	1.65
15	1018	PODLESNIK Veronika	SLO	B	8	1.65
	851	KHALID Rehma	PAK	A		NM

Qualification: Qualifying performance 1.91 (Q) or at least 12 best performers (q) advance to the Final

Legend:	=PB Equal Personal Best	=SB Equal Season Best	NM No Mark	q Qualified by performance
----------------	--------------------------------	------------------------------	-------------------	-----------------------------------




RESULT BOOK

29TH Summer Universiade Taipei 2017



Athletics

Women's Javelin





MEDALLISTS

獎牌得主

Medal	Name	NUSF
GOLD	WITEK Marcelina Klaud	POL - Poland
SILVER	SAITO Marina	JPN - Japan
BRONZE	KANGAS Jenni Pirita Su	FIN - Finland




RESULT BOOK

29TH Summer Universiade Taipei 2017



Athletics

Women's Long Jump





MEDALLISTS

獎牌得主

Medal	Name	NUSF
GOLD	ROTARU Alina	ROU - Romania
SILVER	PANAYI Nektaria	CYP - Cyprus
BRONZE	BUEHLER Anna	GER - Germany



RESULTS SUMMARY

賽況概要

WORLD RECORD	7.52	CISTJAKOVÁ Galina	URS Leningrad (RUS)	11 JUN 1988
UNIVERSIADE RECORD	7.04	VALYUKEVICH Irina	URS Kobe (JPN)	4 SEP 1985

Rank	Bib	Name	NUSF Code	Group	Position	Wind	Result	
1	944	ROTARU Alina	ROU	A	1	+0.4	6.37	Q
2	689	GRIVA Mara	LAT	A	2	0.0	6.26	q
3	143	MITKOVA Milena Krasimir	BUL	B	1	+0.3	6.21	q
4	389	SOW Rougui	FRA	A	3	+0.3	6.21	q
5	366	BOGDANOFF Aleksina Laura	FIN	B	2	-0.3	6.19	q
6	982	PRINSLOO Lynique	RSA	A	4	+0.3	6.18	q
7	270	PANAYI Nektaria	CYP	B	3	0.0	6.14	q
8	17	BELABIOD Tahani Roumaiss	ALG	B	4	0.0	6.12	q
9	1281	SAMUELS Samiyah Brielle	USA	B	5	+0.2	6.08	q
10	432	BUEHLER Anna	GER	B	6	+0.5	6.07	q
11	1221	UNYUTHFUA Mary Zawadi	UGA	A	5	-0.2	5.98	q
12	223	FU Luna	CHN	A	6	+0.2	5.93	q SB
13	183	LATRACE Sandra Diane	CAN	B	7	0.0	5.91	
14	770	MALDONADO CARRIZOSA Gloria A.	MEX	A	7	+0.5	5.87	
15	769	HERNANDEZ AVINA Susana Estefani	MEX	B	8	-0.3	5.84	
16	340	ALVER Taehti	EST	A	8	-0.1	5.81	
17	981	PRETORIUS Samantha	RSA	B	9	+0.1	5.80	
18	694	TARASOVA Alevtina	LAT	B	10	+0.2	5.79	
19	114	CHILUME Titose	BOT	A	9	-0.4	5.59	
20	1171	LIOU Ya-Jyun	TPE	B	11	-0.3	5.55	
21	664	LEE Huijin	KOR	A	10	+0.1	5.52	
22	867	DOLLOSO Felyn	PHI	A	11	+0.1	5.48	
23	346	OKONNEL-BRONIN Daria	EST	B	12	0.0	5.38	
24	701	EL SANEH Christel	LBN	B	13	-0.1	5.29	
25	1279	HENDERSON Justice Kerissa	USA	A	12	-0.1	5.13	
26	638	AMUTAVI Laventa Luvandw	KEN	A	13	+0.4	4.85	
27	1050	JAYASINGHA ARACHCHILAGE Deepika J.	SRI	B	14	-0.4	4.06	

Qualification: Qualifying performance 6.30 (Q) or at least 12 best performers (q) advance to the Final

Legend:	Q Qualified by standard	q Qualified by performance	SB Season Best
----------------	--------------------------------	-----------------------------------	-----------------------




RESULT BOOK

29TH Summer Universiade Taipei 2017



Athletics

Women's Pole Vault





MEDALLISTS

獎牌得主

Medal	Name	NUSF
GOLD	ZHUK Iryna	BLR - Belarus
SILVER	ROLOFF Annika	GER - Germany
BRONZE	ONOFRE Marta	POR - Portugal



RESULTS SUMMARY

賽況概要

WORLD RECORD	5.06	ISINBAYEVA Yelena	RUS Zürich (SUI)	28 AUG 2009
UNIVERSIADE RECORD	4.70	POLNOVA Tatyana	RUS Daegu (KOR)	27 AUG 2003

Rank	Bib	Name	NUSF Code	Group	Position	Result
1	440	KNAESCHE Anjuli	GER	A	1	4.00 Q
1	1246	KYLYPKO Maryna	UKR	A	1	4.00 Q
1	930	ONOFRE Marta	POR	B	1	4.00 Q
1	914	PRZYBYLA Kamila	POL	A	1	4.00 Q
1	444	ROLOFF Annika	GER	B	1	4.00 Q
1	915	SMIETANKA Justyna	POL	B	1	4.00 Q
1	108	ZHUK Iryna	BLR	B	1	4.00 Q
8	29	CHIARAVIGLIO Valeria	ARG	A	4	4.00 Q
9	93	DE RYCK Aurelie	BEL	A	5	4.00 Q
9	309	JENSEN Line Renee	DEN	B	5	4.00 Q =SB
9	192	RIDOUT Paige Ashley	CAN	B	5	4.00 Q
12	94	DE VOCHT Elien	BEL	B	7	3.90 q
13	548	MALAVISI Sonia	ITA	B	8	3.80
14	1012	KROSELJ Leda	SLO	A	6	3.60
15	349	TIKK Tiina	EST	A	7	3.60 SB
16	1169	LIN Tsai-Ying	TPE	B	9	3.45
17	316	RANNERS Caroline Justes	DEN	A	8	3.45
18	341	KALDMAA Klarika	EST	A	9	3.30
	177	BONE Robin Arlene	CAN	A		NM

Qualification: Qualifying performance 4.00 (Q) or at least 12 best performers (q) advance to the Final

Legend:	=SB	Equal Season Best	NM	No Mark	Q	Qualified by standard	q	Qualified by performance
	SB	Season Best						



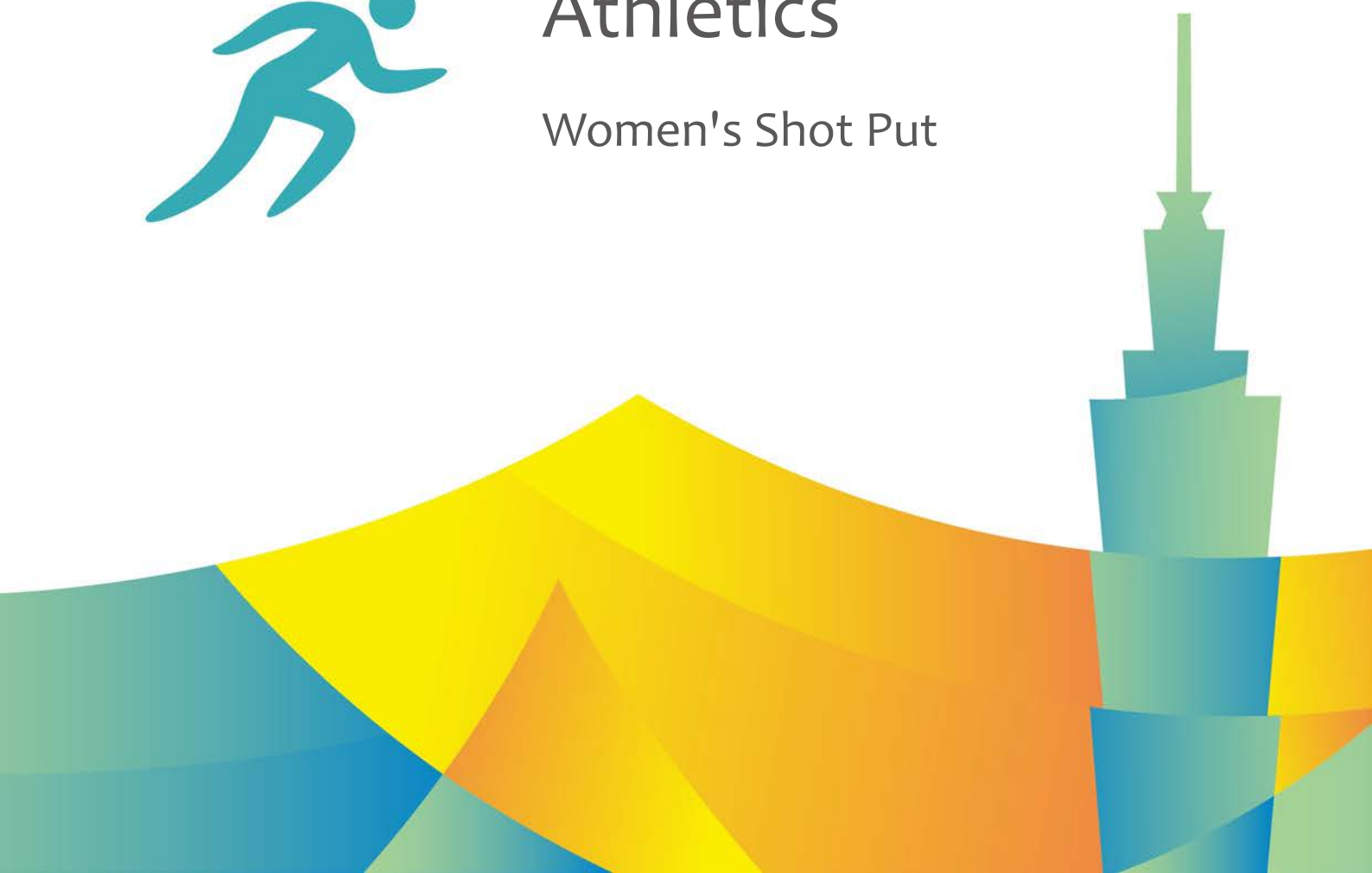
RESULT BOOK

29TH Summer Universiade Taipei 2017



Athletics

Women's Shot Put





MEDALLISTS

獎牌得主

Medal	Name	NUSF
GOLD	CREW Brittany Ann Ni	CAN - Canada
SILVER	KARDASZ Klaudia	POL - Poland
BRONZE	GUBA Paulina Renata	POL - Poland



RESULTS SUMMARY

賽況概要

WORLD RECORD	22.63	LISOVSKAYA Natalya	URS Moskva (RUS)	7 JUN 1987
UNIVERSIADE RECORD	20.82	CHIZHOVA Nadezhda	URS Moskva (RUS)	20 AUG 1973

Rank	Bib	Name	NUSF Code	Group	Position	Result	
1	206	DUCO SOLER Natalia	CHI	A	1	17.86	Q SB
2	178	CREW Brittany Ann Ni	CAN	A	2	17.48	q
3	434	GAMBETTA Sara Mabel	GER	B	1	17.46	q
4	904	GUBA Paulina Renata	POL	B	2	17.36	q
5	907	KARDASZ Klaudia	POL	A	3	17.23	q
6	446	URBANIAK Lena	GER	A	4	16.43	q
7	106	KOLB Viktoriya	BLR	B	3	16.40	q
8	413	STRICKLER Amelia Jane	GBR	A	5	16.38	q
9	772	OROZCO CASTRO Maria Fernanda	MEX	A	6	15.69	q
10	187	MITTON Sarah Dawn	CAN	B	4	15.59	q
11	792	MULLER Lieke Rimkje	NED	A	7	15.54	q
12	1179	WARREN Portious Kerish	TTO	A	8	15.50	q
13	721	KUPSTYTE Giedre	LTU	A	9	15.44	
14	1273	BOHAN Christine Jean	USA	B	5	15.13	
15	725	ZARANKAITE Ieva	LTU	B	6	15.11	
16	985	SENEKAL Ischke	RSA	A	10	14.86	
17	1094	AAKERSTROEM Frida Sofia	SWE	B	7	14.35	
18	1158	CHIANG Ru-Ching	TPE	B	8	14.11	
19	313	MIKKELSEN Anna Sofia	DEN	B	9	13.86	SB
20	502	CHAUDHARY Kachnar	IND	B	10	12.87	
21	693	SIRMA Katrina	LAT	A	11	10.95	
22	856	GOMEZ BEJARANO Stephanya Isabe	PER	B	11	9.70	
23	1020	RESNIK Norma	SLO	B	12	9.59	SB
	744	SURDU Dimitriana	MDA	A		NM	

Qualification: Qualifying performance 17.50 (Q) or at least 12 best performers (q) advance to the Final

Legend:	NM No Mark	Q Qualified by standard	q Qualified by performance	SB Season Best
----------------	-------------------	--------------------------------	-----------------------------------	-----------------------




RESULT BOOK

29TH Summer Universiade Taipei 2017



Athletics

Women's Team 20km
walk





RESULTS

成績

Rk	Bib	Name	Date of Birth	Result
1		UKRAINE		5:12:01
1	1241	KASHYNA Inna	27 SEP 1991	1:39:44
7	1255	TSVILII Alina	18 SEP 1994	1:45:25
9	1250	MYRONCHUK Valentyna	10 AUG 1994	1:46:52
11	1239	HAVRYLIUK Tamara	14 DEC 1995	1:51:21
2		PEOPLE'S REPUBLIC of CHINA		5:19:12
2	3	ZHANG Xin	17 AUG 1989	1:41:18
8	235	ZHAO Huimin	12 OCT 1993	1:45:48
13	234	ZHANG Yan	3 JAN 1997	1:52:06



MEDALLISTS

獎牌得主

Medal	NUSF	Name
GOLD	UKR - Ukraine	KASHYNA Inna TSVILII Alina MYRONCHUK Valentyna HAVRYLIUK Tamara
SILVER	CHN - People's Republic of China	ZHANG Xin ZHAO Huimin ZHANG Yan



RESULT BOOK


29TH Summer Universiade Taipei 2017



Athletics

Women's Team Half

Marathon





TAIPEI STADIUM
臺北田徑場

TAIPEI 2017 SUN 周日
29TH SUMMER UNIVERSIADE 27 AUG 2017
7:00

ATHLETICS
田徑

WOMEN'S TEAM HALF MARATHON
女子團體半程馬拉松



RESULTS

成績

Rk	Bib	Name	Date of Birth	Result
1		JAPAN		3:43:35
1	21	MUNEHISA Yuki	15 DEC 1997	1:13:48
3	5	FUKUI Saki	25 MAR 1996	1:14:37
4	2	FURUYA Kanade	10 APR 1996	1:15:10
5	7	IZUMIDA Maki	22 JAN 1996	1:16:24
11	10	YAMAGUCHI Kasumi	21 NOV 1997	1:21:55
2		TURKEY		3:55:13
2	4	AYDEMIR Esmâ	1 JAN 1992	1:14:28
7	15	EYTEMIS Sevilay	3 APR 1993	1:18:25
13	19	AKPINAR Sebahat	20 JUL 1993	1:22:20
14	27	DEMIR Fatma	5 MAY 1996	1:23:41
16	17	KOKU Busra Nur	26 MAR 1996	1:24:01
3		CHINESE TAIPEI		4:05:52
10	25	TSAO Chun-Yu	5 NOV 1991	1:19:05
12	28	YOU Ya-Jyun	9 DEC 1990	1:21:57
18	12	CHEN Yu-Hsuan	16 JAN 1993	1:24:50
22	3	CHANG Chih-Hsuan	7 OCT 1994	1:31:27
4		PEOPLE'S REPUBLIC of CHINA		4:10:24
9	26	HUA Shaoqing	12 FEB 1994	1:18:33
17	24	YIN Anna	23 MAR 1992	1:24:24
21	22	LIU Qinghong	1 APR 1996	1:27:27
24	9	ZHU Lin	30 JUL 1996	1:37:57





MEDALLISTS

獎牌得主

Medal	NUSF	Name
GOLD	JPN - Japan	MUNEHISA Yuki FUKUI Saki FURUYA Kanade IZUMIDA Maki YAMAGUCHI Kasumi
SILVER	TUR - Turkey	AYDEMIR Esma EYTEMIS Sevilay AKPINAR Sebahat DEMIR Fatma KOKU Busra Nur
BRONZE	TPE - Chinese Taipei	TSAO Chun-Yu YOU Ya-Jyun CHEN Yu-Hsuan CHANG Chih-Hsuan




RESULT BOOK

29TH Summer Universiade Taipei 2017



Athletics

Women's Triple Jump





MEDALLISTS

獎牌得主

Medal	Name	NUSF
GOLD	ECKHARDT Neele	GER - Germany
SILVER	FU Luna	CHN - People's Republic of China
BRONZE	GRIVA Mara	LAT - Latvia



RESULTS SUMMARY

賽況概要

WORLD RECORD	15.50	KRAVETS Inessa	UKR Göteborg (SWE)	10 AUG 1995
UNIVERSIADE RECORD	14.82	KONEVA Ekaterina	RUS Kazan (RUS)	11 JUL 2013

Rank	Bib	Name	NUSF Code	Group	Position	Wind	Result	
1	433	ECKHARDT Neele	GER	B	1	+0.1	13.52	q
2	624	OVCHINNIKOVA Mariya	KAZ	B	2	+0.3	13.35	q
3	978	NTSHINGILA Sibongile Patie	RSA	A	1	-0.2	13.26	q
4	545	CESTONARO Ottavia	ITA	A	2	-0.7	13.23	q
5	223	FU Luna	CHN	A	3	-0.1	13.21	q
6	340	ALVER Taehti	EST	B	3	-0.5	13.08	q
7	692	MATULE Santa	LAT	A	4	+0.2	12.99	q
8	255	RENTERIA CUESTA Nhayilla	COL	B	4	+0.3	12.99	q
9	1275	BURKS Tonyecia Kapri	USA	A	5	-0.1	12.94	q
10	991	KANDJI Sangone	SEN	A	6	+0.4	12.87	q
11	689	GRIVA Mara	LAT	B	5	-0.5	12.83	q
12	1195	BITGIN Cemre	TUR	A	7	+0.1	12.73	q
13	186	MERCURIO Angela Marie	CAN	B	6	-0.6	12.64	
14	114	CHILUME Titose	BOT	B	7	+0.1	12.58	PB
15	724	ZAGAINOVA Diana	LTU	A	8	-1.9	12.56	
16	1164	HUNG Pei-Ning	TPE	B	8	+0.3	12.53	SB
17	1009	BABSEK Sasa	SLO	B	9	+0.8	12.43	
18	975	KINGWILL Kelly Lynn	RSA	B	10	+0.4	12.35	
19	867	DOLLOSO Felyn	PHI	B	11	+0.7	12.25	
20	506	M. A. VIJAYAKUMAR Siva Anbarasi	IND	A	9	+0.1	12.20	
21	346	OKONNEL-BRONIN Daria	EST	A	10	+1.3	12.14	
22	462	FUENTES CAJAS Thelma Noemi	GUA	A	11	+0.1	12.05	
23	1051	KETALAKUMBURE GEDARA Dushanthi	N.SRI	A	12	+1.0	10.70	

Qualification: Qualifying performance 13.90 (Q) or at least 12 best performers (q) advance to the Final

Legend:

PB Personal Best **q** Qualified by performance **SB** Season Best