



RESULTS



创军人荣耀 筑世界和平  
Military Glory World Peace

总成绩册

第七届世界军人运动会  
7TH CISM MILITARY WORLD GAMES

总成绩册

RESULTS

### Contents

### 目录

<b>Medal Standings</b> .....	1
Aeronautical Pentathlon .....	3
Archery .....	14
Badminton .....	25
Basketball .....	33
Boxing .....	37
Cycling .....	54
Equestrian .....	71
Fencing .....	76
Football .....	90
Golf .....	97
Judo .....	104
Military Pentathlon .....	123
Modern Pentathlon .....	142
Naval Pentathlon .....	150
Orienteering .....	158
Parachuting .....	178
Sailing .....	212
Shooting .....	215
Swimming .....	313
Open Water Swimming .....	372
Diving .....	379
Lifesaving .....	400
Table Tennis .....	426
Taekwondo .....	434
Track & Field .....	452
Marathon .....	528
Triathlon .....	538
Volleyball .....	559
Beach Volleyball .....	563
Wrestling .....	566
Artistic Gymnastics .....	586
Tennis .....	595
<b>Record List</b> .....	601



### Medal Standings 奖牌榜

Rank	Nation	Gold	Silver	Bronze	Total	Rank by Total
1	CHN - China	133	64	42	239	1
2	RUS - Russia	51	53	57	161	2
3	BRA - Brazil	21	31	36	88	3
4	FRA - France	13	20	24	57	5
5	POL - Poland	11	15	34	60	4
6	GER - Germany	10	15	20	45	6
7	PRK - DPRK	9	8	15	32	8
8	BRN - Bahrain	9	1	7	17	12
9	UZB - Uzbekistan	8	7	5	20	11
10	UKR - Ukraine	5	13	15	33	7
11	ITA - Italy	4	12	12	28	9
12	KAZ - Kazakhstan	4	3	5	12	15
13	BLR - Belarus	4	2	8	14	13
14	IRI - Iran	4	2	5	11	16
15	SUI - Switzerland	4	1	8	13	14
16	KOR - ROK	3	10	11	24	10
17	NOR - Norway	2	4	2	8	19
17	SLO - Slovenia	2	4	2	8	19
19	EGY - Egypt	2	2	5	9	17
20	KEN - Kenya	2	1	2	5	28
20	MAR - Morocco	2	1	2	5	28
22	TUR - Turkey	2	0	3	5	28
23	ROU - Romania	1	4	3	8	19
24	MGL - Mongolia	1	3	5	9	17
25	HUN - Hungary	1	3	1	5	28
26	CZE - Czech Republic	1	2	5	8	19
27	IND - India	1	1	2	4	33
28	BEL - Belgium	1	1	1	3	35
29	LAT - Latvia	1	1	0	2	41
30	LTU - Lithuania	1	0	1	2	41
31	BUL - Bulgaria	1	0	0	1	48
31	NAM - Namibia	1	0	0	1	48
31	TUN - Tunisia	1	0	0	1	48
34	FIN - Finland	0	4	2	6	25
35	USA - United States	0	3	5	8	19

### Medal Standings 奖牌榜

Rank	Nation	Gold	Silver	Bronze	Total	Rank by Total
36	AUT - Austria	0	3	1	4	33
37	ALG - Algeria	0	2	5	7	24
38	AZE - Azerbaijan	0	2	4	6	25
39	DOM - Dominican Republic	0	2	3	5	28
40	SVK - Slovakia	0	2	1	3	35
41	QAT - Qatar	0	2	0	2	41
42	THA - Thailand	0	1	5	6	25
43	CAN - Canada	0	1	2	3	35
43	SRI - Sri Lanka	0	1	2	3	35
43	SWE - Sweden	0	1	2	3	35
46	OMA - Oman	0	1	1	2	41
46	SYR - Syria	0	1	1	2	41
46	VIE - Vietnam	0	1	1	2	41
49	KSA - Saudi Arabia	0	1	0	1	48
49	DEN - Denmark	0	1	0	1	48
49	ECU - Ecuador	0	1	0	1	48
49	EST - Estonia	0	1	0	1	48
49	TAN - Tanzania	0	1	0	1	48
54	SRB - Serbia	0	0	3	3	35
55	VEN - Venezuela	0	0	2	2	41
56	ALB - Albania	0	0	1	1	48
56	ARM - Armenia	0	0	1	1	48
56	BAR - Barbados	0	0	1	1	48
56	ESP - Spain	0	0	1	1	48
56	GRE - Greece	0	0	1	1	48
56	INA - Indonesia	0	0	1	1	48
56	IRL - Ireland	0	0	1	1	48
56	KUW - Kuwait	0	0	1	1	48
56	LUX - Luxembourg	0	0	1	1	48
56	PAK - Pakistan	0	0	1	1	48
56	RWA - Rwanda	0	0	1	1	48
<b>Total:</b>		316	316	389	1021	

## Medallists by Event

奖牌获得者(按项目排列)

As of FRI 25 OCT 2019

### After 5 of 5 Events

Event Name	Date	Medal	Name	Nation
Flying Contest (low altitude triangle navigation)	19 OCT 2019	GOLD	LIAO Weihua	CHN
		SILVER	BRITO Frederico	BRA
		BRONZE	HONKASALO Mikko	FIN
Individual Men	21 OCT 2019	GOLD	LI Rui	CHN
		SILVER	LI Minghao	CHN
		BRONZE	YE Bangwu	CHN
Individual Women	21 OCT 2019	GOLD	HE Haoqin	CHN
		SILVER	CHENG Xin	CHN
		BRONZE	WANG Jia	CHN
Team Women	24 OCT 2019	GOLD	HE Haoqin CHENG Xin WANG Jia	CHN
		SILVER	SILVA Mayara SOUZA Ellen LAPORTE Mariana	BRA
		BRONZE	MILHAHN Anniken KRISTOFFERSEN Ane Thea SJO Stine	NOR
Team Men	24 OCT 2019	GOLD	XU Wenfan LI Minghao LI Rui YE Bangwu	CHN
		SILVER	KUROSWISKI Andre BELO Joel BRITO Frederico KACZMARK Ariel	BRA
		BRONZE	LAPPALAINEN Lauri KORHONEN Kari ROSENLUND Ville HONKASALO Mikko	FIN



Results  
成绩公告

Place	Nation/ Name		Time		Faults			Points Total
			Prev Time	Real Time	Distance	Deviation	Heading Angle	
1	CHN LIAO Weihua	Departure	11:05:00.0	11:04:59.0				1000
		Checkpoint 1	11:18:00.0	11:18:01.1	70			750
		Checkpoint 2	11:32:00.0	11:32:04.6	100			750
		Checkpoint 3	11:45:00.0	11:44:59.9				1000
								<b>3500</b>
2	BRA BRITO Frederico	Departure	11:35:00.0	11:35:01.0				1000
		Checkpoint 1	11:48:05.0	11:48:06.6	20			1000
		Checkpoint 2	12:02:00.0	12:02:08.5	130			500
		Checkpoint 3	12:15:00.0	12:15:03.0				750
								<b>3250</b>
3	FIN HONKASALO Mikko	Departure	12:05:00.0	12:04:59.5				1000
		Checkpoint 1	12:17:30.0	12:17:31.4	100			750
		Checkpoint 2	12:32:00.0	12:31:53.1	186			500
		Checkpoint 3	12:45:00.0	12:44:55.2				570
								<b>2820</b>
4	ESP GONZALEZ Rocio	Departure	11:50:00.0	11:49:59.4				1000
		Checkpoint 1	12:03:00.0	12:02:34.6	213	X		0
		Checkpoint 2	12:16:00.0	12:15:46.9		X		0
		Checkpoint 3	12:30:00.0	12:29:57.4				790
								<b>1790</b>
5	DEN MARIEGAARD Frederik	Departure	10:50:00.0	10:50:00.2				1000
		Checkpoint 1	11:02:50.0	11:02:41.1	414			375
		Checkpoint 2	11:17:28.0	11:16:59.5		X		0
		Checkpoint 3	11:30:00.0	11:30:01.8		X		0
								<b>1375</b>
6	SWE SKAANBERG Alexander	Departure	11:20:00.0	11:19:59.9				1000
		Checkpoint 1	11:33:36.0	11:33:16.7		X		0
		Checkpoint 2	11:46:30.0	11:46:07.6	111	X		0
		Checkpoint 3	12:00:00.0	11:59:38.9				335
								<b>1335</b>



**Results**  
成绩公告

Place	Nation/ Name		Time		Faults				Points Total
			Prev Time	Real Time	Distance	Deviation	Heading	Angle	
7	ECU LUGO Antonio	Departure	10:20:00.0	10:20:00.2					1000
		Checkpoint 1	10:31:21.0	10:33:49.0		X			0
		Checkpoint 2	10:45:40.0			X			0
		Checkpoint 3	11:00:00.0	10:58:37.7		X			0
7	CZE HLAVAC Jakub	Departure	10:35:00.0	10:34:58.9					1000
		Checkpoint 1	10:48:13.0	10:48:32.0	132	X			0
		Checkpoint 2	11:01:56.0			X			0
		Checkpoint 3	11:15:00.0			X			0
7	LTU KAROLIS MATAS MICKUS	Departure	12:20:00.0	12:20:00.3					1000
		Checkpoint 1	12:21:10.0	12:33:36.4		X			0
		Checkpoint 2	12:23:35.0	12:49:59.6		X			0
		Checkpoint 3	13:00:00.0	12:59:52.0		X			0

**Legend:**  
X Commit a fault



### Total Results (Individual)

总成绩 (个人)

As of FRI 25 OCT 2019

Place	Rank	Name	Nation	SHT	SWM	FNC	BSK	OBR	ORT	TOT PTS
1	Corporal(Cpt.)	LI Rui	CHN	930	964	1087	1036	1148	1087	5322
2	Corporal(Cpt.)	LI Minghao	CHN	945	1273	942	1060	988	1023	5289
3	Captain(Capt.)	YE Bangwu	CHN	900	811	971	982	1198	1119	5170
4	Private(PVT.)	XU Wenfan	CHN	735	1252	1058	830	984	877	5001
5	LIEUTENANT	GUIZADO Augusto	ECU	900	937	1116	992	978	871	4923
6	LIEUTENANT	KACZMARK Ariel	BRA	600	994	826	990	978	960	4748
7	LIEUTENANT	CARRILLO Eduardo	ESP	1140	748	739	954	940	935	4717
8	MAJOR	KUROSOWSKI Andre	BRA	1050	919	768	1032	746	856	4625
9	1st Lt.	KORHONEN Kari	FIN	600	877	826	1014	830	1001	4548
10	MAJOR	ROSENLUND Ville	FIN	960	745	1087	930	0	796	4518
11	CAPTAIN	BRITO Frederico	BRA	1095	946	1000	750	712	564	4503
12	Major	SANDBERG Frank	NOR	1095	943	362	964	690	753	4445
13	1st Lt.	LAPPALAINEN Lauri	FIN	555	1099	768	640	888	1043	4438
14	MAJOR	BELO Joel	BRA	930	946	826	890	804	483	4396
15	1.Lt	MULLER Glenn	NOR	870	853	855	702	802	967	4347
16	MAJOR	HONKASALO Mikko	FIN	615	919	1000	840	670	911	4340
17	1ST SGT	ARRESE David	ESP	975	484	797	990	528	960	4250
18	1.Lt	EIDE Joachim	NOR	1005	745	739	970	580	694	4153
19	CAPTAIN	LUGO Antonio	ECU	660	946	681	860	908	366	4055
20	2.nd lieutenant	VIKMAN Erik	SWE	735	1072	710	414	778	741	4036
21	SGT	RODRIGUEZ Victor	ESP	885	805	623	784	708	813	3995
22	LIEUTENANT	PENARRETA Cristian	ECU	795	631	652	798	976	666	3887
23	LTCOL	RAMOS Jesus	ESP	675	661	1000	996	322	553	3885
24	CAPT	HLAVAC Jakub	CZE	765	799	1029	718	0	558	3869
25	Cpt	KONTAUTAS Justinas	LTU	870	631	507	812	880	659	3852
26	2nd Lieutenant	JOHANSSON Christian	SWE	990	826	594	434	588	825	3823

### Total Results (Individual)

总成绩 (个人)

As of FRI 25 OCT 2019

Place	Rank	Name	Nation	SHT	SWM	FNC	BSK	OBR	ORT	TOT PTS
27	1LT	VODICKA Radek	CZE	825	1144	652	530	520	661	3812
28	1LT	NAROVEC Vaclav	CZE	705	841	710	952	552	589	3797
29	LIEUTENANT	CHIRIBOGA Pablo	ECU	735	619	652	582	1004	785	3795
30	1.Lt	STEIN Eskil	NOR	960	697	594	202	646	845	3742
31	Lieutenant	MAGOUNAKIS Filip	SWE	810	745	797	416	696	642	3690
32	OR-5	MARIEGAARD Frederik	DEN	840	1225	391	146	452	766	3674
33	1LT	DANEK Vaclav	CZE	705	274	681	756	632	646	3420
34	Lt 1st Class	KAROLIS MATAS MICKUS	LTU	645	490	681	606	846	492	3270
35	Lieutenant	SKAANBERG Alexander	SWE	480	778	797	448	766	248	3269
36	OR-5	ULRICH Anders	DEN	720	394	420	878	752		3164
37	Cpt	RUZGAS Darius	LTU	555	298	826	816	442		2937
38	OR-5	JENSEN Christian	DEN	180	1084	478	170	422	699	2863
39	OF-1	MADSEN Martin	DEN	525	217	362	300	700	602	2489

**Legend:**

<b>BSK</b>	Basketball	<b>FNC</b>	Fencing	<b>OBR</b>	Obstacle Race
<b>ORT</b>	Orienteering	<b>SHT</b>	Shooting	<b>SWM</b>	Swimming
<b>TOT PTS</b>	Total Points				

### Total Results (Team)

总成绩 (团体)

Place	Rank	Nation/ Name	SHT	SWM	FNC	BSK	OBR	ORT	TOT PTS
<b>1</b>		<b>CHN - China</b>							
	Corporal(Cpt.)	<b>LI Rui</b>	<b>930</b>	<b>964</b>	<b>1087</b>	<b>1036</b>	<b>1148</b>	<b>1087</b>	<b>5322</b>
	Corporal(Cpt.)	<b>LI Minghao</b>	<b>945</b>	<b>1273</b>	<b>942</b>	<b>1060</b>	<b>988</b>	<b>1023</b>	<b>5289</b>
	Captain(Capt.)	<b>YE Bangwu</b>	<b>900</b>	<b>811</b>	<b>971</b>	<b>982</b>	<b>1198</b>	<b>1119</b>	<b>5170</b>
	Private(PVT.)	XU Wenfan	735	1252	1058	830	984	877	5001
									<b>15781</b>
<b>2</b>		<b>BRA - Brazil</b>							
	LIEUTENANT	<b>KACZMARK Ariel</b>	<b>600</b>	<b>994</b>	<b>826</b>	<b>990</b>	<b>978</b>	<b>960</b>	<b>4748</b>
	MAJOR	<b>KUROSOWSKI Andre</b>	<b>1050</b>	<b>919</b>	<b>768</b>	<b>1032</b>	<b>746</b>	<b>856</b>	<b>4625</b>
	CAPTAIN	<b>BRITO Frederico</b>	<b>1095</b>	<b>946</b>	<b>1000</b>	<b>750</b>	<b>712</b>	<b>564</b>	<b>4503</b>
	MAJOR	BELO Joel	930	946	826	890	804	483	4396
									<b>13876</b>
<b>3</b>		<b>FIN - Finland</b>							
	1st Lt.	<b>KORHONEN Kari</b>	<b>600</b>	<b>877</b>	<b>826</b>	<b>1014</b>	<b>830</b>	<b>1001</b>	<b>4548</b>
	MAJOR	<b>ROSENLUND Ville</b>	<b>960</b>	<b>745</b>	<b>1087</b>	<b>930</b>	<b>0</b>	<b>796</b>	<b>4518</b>
	1st Lt.	<b>LAPPALAINEN Lauri</b>	<b>555</b>	<b>1099</b>	<b>768</b>	<b>640</b>	<b>888</b>	<b>1043</b>	<b>4438</b>
	MAJOR	HONKASALO Mikko	615	919	1000	840	670	911	4340
									<b>13504</b>
<b>4</b>		<b>ESP - Spain</b>							
	LIEUTENANT	<b>CARRILLO Eduardo</b>	<b>1140</b>	<b>748</b>	<b>739</b>	<b>954</b>	<b>940</b>	<b>935</b>	<b>4717</b>
	1ST SGT	<b>ARRESE David</b>	<b>975</b>	<b>484</b>	<b>797</b>	<b>990</b>	<b>528</b>	<b>960</b>	<b>4250</b>
	SGT	<b>RODRIGUEZ Victor</b>	<b>885</b>	<b>805</b>	<b>623</b>	<b>784</b>	<b>708</b>	<b>813</b>	<b>3995</b>
	LTCOL	RAMOS Jesus	675	661	1000	996	322	553	3885
									<b>12962</b>

**Total Results (Team)**  
总成绩 (团体)

Place	Rank	Nation/ Name	SHT	SWM	FNC	BSK	OBR	ORT	TOT PTS
<b>5</b>		<b>NOR - Norway</b>							
	Major	SANDBERG Frank	1095	943	362	964	690	753	4445
	1.Lt	MULLER Glenn	870	853	855	702	802	967	4347
	1.Lt	EIDE Joachim	1005	745	739	970	580	694	4153
	1.Lt	STEIN Eskil	960	697	594	202	646	845	3742
									<b>12945</b>
<b>6</b>		<b>ECU - Ecuador</b>							
	LIEUTENANT	GUIZADO Augusto	900	937	1116	992	978	871	4923
	CAPTAIN	LUGO Antonio	660	946	681	860	908	366	4055
	LIEUTENANT	PENARRETA Cristian	795	631	652	798	976	666	3887
	LIEUTENANT	CHIRIBOGA Pablo	735	619	652	582	1004	785	3795
									<b>12865</b>
<b>7</b>		<b>SWE - Sweden</b>							
	2.nd lieutenant	VIKMAN Erik	735	1072	710	414	778	741	4036
	2nd Lieutenant	JOHANSSON Christian	990	826	594	434	588	825	3823
	Lieutenant	MAGOUNAKIS Filip	810	745	797	416	696	642	3690
	Lieutenant	SKAANBERG Alexander	480	778	797	448	766	248	3269
									<b>11549</b>
<b>8</b>		<b>CZE - Czech Republic</b>							
	CAPT	HLAVAC Jakub	765	799	1029	718	0	558	3869
	1LT	VODICKA Radek	825	1144	652	530	520	661	3812
	1LT	NAROVEC Vaclav	705	841	710	952	552	589	3797
	1LT	DANEK Vaclav	705	274	681	756	632	646	3420
									<b>11478</b>

### Total Results (Team)

总成绩 (团体)

Place	Rank	Nation/ Name	SHT	SWM	FNC	BSK	OBR	ORT	TOT PTS
9		LTU - Lithuania							
	Cpt	KONTAUTAS Justinas	870	631	507	812	880	659	3852
	Lt 1st Class	KAROLIS MATAS MICKUS	645	490	681	606	846	492	3270
	Cpt	RUZGAS Darius	555	298	826	816	442		2937
									10059
10		DEN - Denmark							
	OR-5	MARIEGAARD Frederik	840	1225	391	146	452	766	3674
	OR-5	ULRICH Anders	720	394	420	878	752		3164
	OR-5	JENSEN Christian	180	1084	478	170	422	699	2863
	OF-1	MADSEN Martin	525	217	362	300	700	602	2489
									9701

**Legend:**

<b>BSK</b>	Basketball	<b>FNC</b>	Fencing	<b>OBR</b>	Obstacle Race
<b>ORT</b>	Orienteering	<b>SHT</b>	Shooting	<b>SWM</b>	Swimming
<b>TOT PTS</b>	Total Points				

### Total Results (Individual)

总成绩 (个人)

As of FRI 25 OCT 2019

Place	Rank	Name	Nation	SHT	SWM	FNC	BSK	OBR	ORT	TOT PTS
1	Corporal(Cpt.)	HE Haoqin	CHN	945	1009	1192	1052	1168	1207	5628
2	Private(PVT.)	CHENG Xin	CHN	960	1078	1192	1044	978	1121	5413
3	Corporal(Cpt.)	WANG Jia	CHN	1035	781	856	1058	1226	1225	5400
4	LTN	SILVA Mayara	BRA	1020	847	808	876	796	630	4347
5	1.Lt	MILHAHN Anniken	NOR	750	442	1048	696	674	918	4086
6	SGT	SOUZA Ellen	BRA	660	988	616	712	924	751	4035
7	SGT	LAPORTE Mariana	BRA	705	1201	1000	374	298	568	3848
8	OR-5	LIHN Nanna	DEN	570	1045	520	322	1016	669	3820
9	SGT	ZOLNOVA Karolina	CZE	660	640	856	940	688	123	3784
10	1.Lt	KRISTOFFERSEN Ane Thea	NOR	765	892	616	800	166	672	3745
11	1.Lt	SJO Stine	NOR	660	637	856	776	536	806	3735
12	CAPTAIN	GONZALEZ Rocio	ESP	630	460	1096	496	0	652	3334
13	1st Serg	LUNDQVIST Ida	SWE	525	940	952	276	68	588	3281
14	2nd Lt.	CORONEL Katherine	ECU	480	658	664	540	810		3152
15	Lieutenant	JOSEFSSON Tasha	SWE	240	691	712	202	480	830	2953
16	Sgt 1st Class	PESTININKE Vaiva	LTU	375	919	856	250	0	478	2878
17	OR-2	LENCHLER Eva	DEN	555	715	664	298	118	574	2806
18	CAPT	OBORILOVA Jana	CZE	675	28	760	496	424	428	2783
19	SERGEANT	SOSA Rocio	ESP	795	550	664	352	0	382	2743
20	LANCE CORPORAL	HERNANDEZ Yesenia	ECU	750	0	568	418	412	543	2691
21	CAPTAIN	ALBUJA Patricia	ECU	540	1021	568	138	0	196	2463
22	OR-5	HANSEN Ninna	DEN	555	379	424	0	516	398	2272
23	2LT	VACKOVA Tereza	CZE	720	73	616	170	0	393	1972
24	2.nd lieutenant	STURK Ida	SWE	435	316	520	170	210	319	1800

**Legend:**

<b>BSK</b>	Basketball	<b>FNC</b>	Fencing	<b>OBR</b>	Obstacle Race
<b>ORT</b>	Orienteering	<b>SHT</b>	Shooting	<b>SWM</b>	Swimming
<b>TOT PTS</b>	Total Points				

**Total Results (Team)**  
总成绩 (团体)

Place	Rank	Nation/ Name	SHT	SWM	FNC	BSK	OBR	ORT	TOT PTS
<b>1</b>		<b>CHN - China</b>							
	Corporal(Cpt.)	HE Haoqin	945	1009	1192	1052	1168	1207	5628
	Private(PVT.)	CHENG Xin	960	1078	1192	1044	978	1121	5413
	Corporal(Cpt.)	WANG Jia	1035	781	856	1058	1226	1225	5400
									<b>11041</b>
<b>2</b>		<b>BRA - Brazil</b>							
	LTN	SILVA Mayara	1020	847	808	876	796	630	4347
	SGT	SOUZA Ellen	660	988	616	712	924	751	4035
	SGT	LAPORTE Mariana	705	1201	1000	374	298	568	3848
									<b>8382</b>
<b>3</b>		<b>NOR - Norway</b>							
	1.Lt	MILHAHN Anniken	750	442	1048	696	674	918	4086
	1.Lt	KRISTOFFERSEN Ane Thea	765	892	616	800	166	672	3745
	1.Lt	SJO Stine	660	637	856	776	536	806	3735
									<b>7831</b>
<b>4</b>		<b>DEN - Denmark</b>							
	OR-5	LIHN Nanna	570	1045	520	322	1016	669	3820
	OR-2	LENCHLER Eva	555	715	664	298	118	574	2806
	OR-5	HANSEN Ninna	555	379	424	0	516	398	2272
									<b>6626</b>
<b>5</b>		<b>CZE - Czech Republic</b>							
	SGT	ZOLNOVA Karolina	660	640	856	940	688	123	3784
	CAPT	OBORILOVA Jana	675	28	760	496	424	428	2783
	2LT	VACKOVA Tereza	720	73	616	170	0	393	1972
									<b>6567</b>

### Total Results (Team)

总成绩 (团体)

Place	Rank	Nation/ Name	SHT	SWM	FNC	BSK	OBR	ORT	TOT PTS
<b>6</b>		<b>SWE - Sweden</b>							
	1st Serg	LUNDQVIST Ida	525	940	952	276	68	588	3281
	Lieutenant	JOSEFSSON Tasha	240	691	712	202	480	830	2953
	2.nd lieutenant	STURK Ida	435	316	520	170	210	319	1800
									<b>6234</b>
<b>7</b>		<b>ESP - Spain</b>							
	CAPTAIN	GONZALEZ Rocio	630	460	1096	496	0	652	3334
	SERGEANT	SOSA Rocio	795	550	664	352	0	382	2743
									<b>6077</b>
<b>8</b>		<b>ECU - Ecuador</b>							
	2nd Lt.	CORONEL Katherine	480	658	664	540	810		3152
	LANCE CORPORAL	HERNANDEZ Yesenia	750	0	568	418	412	543	2691
	CAPTAIN	ALBUJA Patricia	540	1021	568	138	0	196	2463
									<b>5843</b>

**Legend:**

<b>BSK</b>	Basketball	<b>FNC</b>	Fencing	<b>OBR</b>	Obstacle Race
<b>ORT</b>	Orienteering	<b>SHT</b>	Shooting	<b>SWM</b>	Swimming
<b>TOT PTS</b>	Total Points				



## Medallists by Event

奖牌获得者(按项目排列)

As of 24 OCT 2019

After 1 of 8 Events

Event Name	Date	Medal	Name	Nation
Women's Individual	24 OCT 2019	GOLD	RICHTER Elena Luise Senta	GER
		SILVER	ZYZANSKA Sylwia	POL
		BRONZE	STEPANOVA Inna	RUS
Women's Team	23 OCT 2019	GOLD	KURATNIK Aliaksandra KAZLOUSKAYA Karyna DZIOMINSKAYA Karyna	BLR
		SILVER	STEPANOVA Inna OSIPOVA Elena BUDAEVA Viktoriia	RUS
		BRONZE	RI Ji Hyang PAK Hyang Sun KANG Un Ju	PRK
Men's Individual	24 OCT 2019	GOLD	GALIAZZO Marco	ITA
		SILVER	LEE Wooseok	KOR
		BRONZE	QI Kaiyao	CHN
Men's Team	23 OCT 2019	GOLD	WANG Yan QI Kaiyao FENG Hao	CHN
		SILVER	PASQUALUCCI David NESPOLI Mauro GALIAZZO Marco	ITA
		BRONZE	SUK Jun Hee LEE Wooseok LEE Seungshin	KOR
Mixed Team	23 OCT 2019	GOLD	TSYDYPOV Erdem STEPANOVA Inna	RUS
		SILVER	ZHENG Yichai FENG Hao	CHN
		BRONZE	GAUBIL Melanie CHIRALT Thomas	FRA



## Results(Individual - Ranking Round)

成绩公告 (个人-排名赛)

Rank	Athlete No.	Name	NAT	1st Half	2nd Half	10's	X's	Score
1	31C	LEE Seungshin	KOR	345 / 1	335 / 7	41	11	680
2	41A	FENG Hao	CHN	342 / 6	338 / 3	40	8	680
3	22A	NESPOLI Mauro	ITA	343 / 5	336 / 5	41	13	679
4	25C	CHIRAULT Thomas	FRA	339 / 9	340 / 1	38	13	679
5	30C	LEE Wooseok	KOR	342 / 7	336 / 6	36	10	678
6	36C	TARUNDEEP RAI	IND	344 / 3	334 / 10	35	15	678
7	30B	DALMEIDA Marcus	BRA	344 / 2	333 / 14	38	12	677
8	32C	SUK Jun Hee	KOR	344 / 4	332 / 18	33	8	676
9	40A	WANG Yan	CHN	337 / 10	335 / 8	34	13	672
10	25B	TSYDYPOV Erdem	RUS	335 / 12	337 / 4	33	9	672
11	35C	ATUL VERMA	IND	335 / 11	333 / 12	32	9	668
12	37C	PRAVIN RAMESH JADHAV	IND	340 / 8	327 / 21	32	8	667
13	24C	DANIEL Lucas	FRA	333 / 16	334 / 9	30	8	667
14	24A	GALIAZZO Marco	ITA	333 / 15	332 / 16	33	15	665
15	31B	OLIVEIRA Bernardo	BRA	330 / 19	332 / 15	31	9	662
16	24B	MAKHENKO Artem	RUS	330 / 18	332 / 17	26	7	662
17	43A	QI Kaiyao	CHN	334 / 13	327 / 22	29	4	661
18	23A	PASQUALUCCI David	ITA	328 / 20	330 / 19	25	11	658
19	42A	MENG Han	CHN	330 / 17	327 / 23	25	10	657
20	38A	FIRSAU Kiryl	BLR	323 / 25	333 / 11	30	12	656
21	32B	XAVIER Daniel	BRA	318 / 30	338 / 2	25	9	656
22	33C	CHOI Jaehwan	KOR	320 / 28	333 / 13	19	4	653
23	40C	PAK Yong Won	PRK	327 / 21	325 / 27	24	7	652
24	23B	BALDANOV Arsalan	RUS	323 / 26	328 / 20	19	8	651
25	32A	BAATARKHUYAG Otgonbold	MGL	334 / 14	316 / 39	28	9	650
26	29B	KIM Edson	BRA	324 / 24	326 / 24	23	5	650
27	41C	KIM Kuk Song	PRK	321 / 27	323 / 29	23	6	644
28	38B	BALOGH Matyas Laszlo	HUN	326 / 22	318 / 36	21	8	644
29	39C	RI Tae Bom	PRK	316 / 34	326 / 25	25	7	642
30	37A	NIKITSIONAK Raman	BLR	317 / 33	325 / 28	19	4	642
31	34C	MAKAREVYCH Sergii	UKR	313 / 42	326 / 26	17	7	639
32	22B	POPOV Vitalii	RUS	317 / 32	321 / 31	24	8	638
33	43C	ADRIAENSEN Ben	BEL	318 / 29	320 / 33	23	10	638
34	25A	KLEIN Pit	LUX	325 / 23	312 / 45	24	8	637
35	35A	BATGEREL Tengisbold	MGL	316 / 36	321 / 32	20	4	637
36	41B	UDUKALAGE DON Asiri Kasun Kulatunga	SRI	316 / 35	320 / 34	24	7	636
37	33B	SOHRABI Mazeyar	IRI	316 / 37	317 / 38	15	5	633
38	39A	MAYR Camilo	GER	308 / 46	322 / 30	20	7	630
39	33A	URNUKH Nekhiit	MGL	315 / 38	314 / 41	16	5	629
40	37B	BUZAS Karoly Zoltan	HUN	308 / 47	320 / 35	17	4	628
41	36A	DALIDOVICH Pavel	BLR	315 / 39	312 / 44	18	7	627
42	40B	PIYASENAGE Sandun Kumara Herath	SRI	313 / 43	314 / 40	16	4	627
43	34A	MUNKH ERDENE Enkhbayar	MGL	313 / 41	313 / 43	17	4	626
44	26A	XIARCHOGIANNPOULOS Panagiotis	GRE	314 / 40	309 / 48	12	5	623
45	43B	WIJAYA Muhammad Hanif	INA	309 / 45	313 / 42	16	5	622
46	23C	FIORETTI Thibault	FRA	311 / 44	311 / 46	13	8	622
47	28A	SALEM Ali Ahmed A	QAT	317 / 31	300 / 50	21	3	617
48	22C	NAGARKOTI Roshan	NEP	299 / 49	318 / 37	13	3	617
49	42C	KIM Kang Phyong	PRK	302 / 48	310 / 47	13	5	612
50	31A	ALOBADI Abdulaziz Ahmed A	QAT	298 / 50	305 / 49	18	3	603
51	30A	ABDORABBOH Farhan Abdulqawi M	QAT	289 / 51	284 / 51	8	3	573



### Results(Individual - Ranking Round)

成绩公告 (个人-排名赛)

Rank	Athlete No.	Name	NAT	1st Half	2nd Half	10's	X's	Score
52	42B	SUDU HASTHI SINGHASCHARIGE R.M.P.	SRI	287 / 53	281 / 52	6	0	568
53	35B	SABZI Matin	IRI	287 / 52	273 / 53	10	1	560
54	39B	BANSZKI Gabor Tamas	HUN	277 / 54	265 / 56	8	2	542
55	27A	ALDOSERI Ahmed	BRN	263 / 56	272 / 55	4	0	535
56	29A	AL ABADI Ahmed Abdulla M	QAT	273 / 55	256 / 57	5	1	529
57	36B	SAEID Mohammad Saleh	IRI	249 / 57	272 / 54	3	0	521
58	26C	AGERUP Rune	DEN	167 / 59	225 / 58	3	2	392
59	27C	FUNDER SVENDSEN Piet	DEN	194 / 58	164 / 59	0	0	358
60	28C	JEPSEN HYLDTOFT Kenneth	DEN	114 / 61	138 / 60	2	0	252
61	29C	HOEEG HANSEN Johan	DEN	119 / 60	132 / 61	2	0	251



**Results(Team - Ranking Round)**  
成绩公告 (团体-排名赛)

Rank	Nation	Name	Individual Total	Team Total
1	<b>KOR - ROK</b>	LEE Seungshin LEE Wooseok SUK Jun Hee	680 678 676	2034
2	<b>CHN - China</b>	FENG Hao WANG Yan QI Kaiyao	680 672 661	2013
3	<b>IND - India</b>	TARUNDEEP RAI ATUL VERMA PRAVIN RAMESH JADHAV	678 668 667	2013
4	<b>ITA - Italy</b>	NESPOLI Mauro GALIAZZO Marco PASQUALUCCI David	679 665 658	2002
5	<b>BRA - Brazil</b>	DALMEIDA Marcus OLIVEIRA Bernardo XAVIER Daniel	677 662 656	1995
6	<b>RUS - Russia</b>	TSYDYPOV Erdem MAKHENKO Artem BALDANOV Arsalan	672 662 651	1985
7	<b>FRA - France</b>	CHIRault Thomas DANIEL Lucas FIORETTI Thibault	679 667 622	1968
8	<b>PRK - DPRK</b>	PAK Yong Won KIM Kuk Song RI Tae Bom	652 644 642	1938
9	<b>BLR - Belarus</b>	FIRSAU Kiryl NIKITSIONAK Raman DALIDOVICH Pavel	656 642 627	1925
10	<b>MGL - Mongolia</b>	BAATARKHUYAG Otgonbold BATGEREL Tengisbold URNUKH Nekhiit	650 637 629	1916
11	<b>SRI - Sri Lanka</b>	UDUKALAGE DON Asiri Kasun Kulatunga PIYASENAGE Sandun Kumara Herath SUDU HASTHI SINGHASCHARIGE R.M.P.	636 627 568	1831
12	<b>HUN - Hungary</b>	BALOGH Matyas Laszlo BUZAS Karoly Zoltan BANSZKI Gabor Tamas	644 628 542	1814
13	<b>QAT - Qatar</b>	SALEM Ali Ahmed A ALOBADI Abdulaziz Ahmed A	617 603	1793



WUHAN 2019  
7th CISM Military World Games

Caidian National Defense Park Archery Field  
蔡甸国防园射箭场

SUN 20 OCT 2019  
Start Time 09:30

Archery  
射箭  
Men's Team  
男子团体  
Ranking Round  
排名赛



**Results(Team - Ranking Round)**  
成绩公告 (团体-排名赛)

Rank	Nation	Name	Individual Total	Team Total
13	<b>QAT - Qatar</b>	ABDORABBOH Farhan Abdulqawi M	573	1793
14	<b>IRI - Iran</b>	SOHRABI Mazeyar	633	1714
		SABZI Matin	560	
		SAEID Mohammad Saleh	521	
15	<b>DEN - Denmark</b>	AGERUP Rune	392	1002
		FUNDER SVENDSEN Piet	358	
		JEPSEN HYLDTOFT Kenneth	252	



**Results(Individual - Ranking Round)**  
成绩公告 (个人-排名赛)

Rank	Athlete No.	Name	NAT	1st Half	2nd Half	10's	X's	Score
1	9A	ZHENG Yichai	CHN	338 / 2	336 / 2	32	14	674
2	11A	ZHANG Dan	CHN	339 / 1	334 / 3	33	12	673
3	10A	WU Jiaxin	CHN	332 / 5	337 / 1	28	12	669
4	16C	STEPANOVA Inna	RUS	336 / 3	326 / 10	31	8	662
5	15C	OSIPOVA Elena	RUS	330 / 6	329 / 5	24	5	659
6	16A	GAUBIL Melanie	FRA	328 / 9	330 / 4	26	8	658
7	8A	AN Qixuan	CHN	333 / 4	325 / 11	24	6	658
8	21B	KANG Un Ju	PRK	329 / 8	324 / 12	22	7	653
9	9B	LESNIAK Natalia	POL	324 / 11	327 / 7	24	8	651
10	13C	BUDAEVA Viktoriia	RUS	321 / 17	328 / 6	24	8	649
11	10C	KAZLOUSKAYA Karyna	BLR	330 / 7	319 / 18	23	9	649
12	15A	BARDARY Marion	FRA	321 / 18	327 / 8	20	6	648
13	8C	DZIOMINSKAYA Karyna	BLR	324 / 12	322 / 15	22	7	646
14	14C	BALSUKOVA Anna	RUS	327 / 10	318 / 19	22	8	645
15	13B	TONETTA Elena	ITA	321 / 16	323 / 13	24	6	644
16	17B	RICHTER Elena Luise Senta	GER	320 / 19	322 / 16	20	8	642
17	13A	KACZMARECK Elodie	FRA	319 / 21	323 / 14	17	5	642
18	11B	ZYZANSKA Sylwia	POL	315 / 25	326 / 9	19	5	641
19	12B	GOBBI Marina	BRA	315 / 24	321 / 17	20	9	636
20	18A	MARCHENKO Veronika	UKR	321 / 15	314 / 24	20	7	635
21	14B	LANDI Vanessa	ITA	319 / 22	316 / 21	19	6	635
22	20A	TRAPEZNIKOVA Solomiya	UKR	317 / 23	317 / 20	20	3	634
23	17A	HNYP Solomiya	UKR	320 / 20	307 / 28	19	6	627
24	9C	KURATNIK Aliaksandra	BLR	313 / 27	313 / 26	14	3	626
25	20B	PAK Hyang Sun	PRK	322 / 14	303 / 31	14	4	625
26	8B	MYSZOR Wioleta	POL	323 / 13	302 / 32	13	4	625
27	19A	NAUMOVA Zhanna	UKR	313 / 26	307 / 29	17	2	620
28	15B	GIACCHERI Tanya Giada	ITA	301 / 28	313 / 25	15	4	614
29	19B	RI Ji Hyang	PRK	297 / 31	315 / 23	14	0	612
30	14A	MARION Solenn	FRA	293 / 34	316 / 22	13	6	609
31	18B	JANG Kum Hyang	PRK	300 / 29	307 / 30	13	4	607
32	10B	RZASA Joanna	POL	296 / 32	309 / 27	13	2	605
33	16B	HARDANIK Risna Oktavia	INA	299 / 30	298 / 34	12	4	597
34	12A	KALUBOWILA Lakshari Madhushika	SRI	293 / 33	290 / 35	9	3	583
35	17C	NYAMJARGAL Ariunbileg	MGL	279 / 36	298 / 33	14	2	577
36	18C	PUREVJAV Misheelt	MGL	291 / 35	286 / 36	12	1	577
37	19C	ENKHTUR Odongua	MGL	262 / 39	273 / 37	10	2	535
38	12C	ALJABER Maryam	BRN	273 / 37	248 / 39	5	1	521
39	20C	TSOGBADRAXH Anar	MGL	243 / 40	260 / 38	4	2	503
40	21A	RAI Mitra	NEP	265 / 38	230 / 40	12	5	495
41	11C	VILLA Heidi Magnhild	DEN	134 / 41	121 / 41	0	0	255



**Results(Team - Ranking Round)**  
成绩公告 (团体-排名赛)

Rank	Nation	Name	Individual Total	Team Total
1	<b>CHN - China</b>	ZHENG Yichai ZHANG Dan WU Jiabin	674 673 669	2016
2	<b>RUS - Russia</b>	STEPANOVA Inna OSIPOVA Elena BUDAEVA Viktoriia	662 659 649	1970
3	<b>FRA - France</b>	GAUBIL Melanie BARDARY Marion KACZMARECK Elodie	658 648 642	1948
4	<b>BLR - Belarus</b>	KAZLOUSKAYA Karyna DZIOMINSKAYA Karyna KURATNIK Aliaksandra	649 646 626	1921
5	<b>POL - Poland</b>	LESNIAK Natalia ZYZANSKA Sylwia MYSZOR Wioleta	651 641 625	1917
6	<b>UKR - Ukraine</b>	MARCHENKO Veronika TRAPEZNIKOVA Solomiya HNYP Solomiya	635 634 627	1896
7	<b>ITA - Italy</b>	TONETTA Elena LANDI Vanessa GIACCHERI Tanya Giada	644 635 614	1893
8	<b>PRK - DPRK</b>	KANG Un Ju PAK Hyang Sun RI Ji Hyang	653 625 612	1890
9	<b>MGL - Mongolia</b>	PUREVJAV Misheelt NYAMJARGAL Ariunbileg ENKHTUR Odongua	577 577 535	1689



**Results(Mix Team - Ranking Round)**  
成绩公告 (混团-排名赛)

Rank	Nation	Name	Individual Total	Team Total
1	<b>CHN - China</b>	FENG Hao ZHENG Yichai	680 674	1354
2	<b>FRA - France</b>	CHIRAUT Thomas GAUBIL Melanie	679 658	1337
3	<b>RUS - Russia</b>	TSYDYPOV Erdem STEPANOVA Inna	672 662	1334
4	<b>ITA - Italy</b>	NESPOLI Mauro TONETTA Elena	679 644	1323
5	<b>BRA - Brazil</b>	DALMEIDA Marcus GOBBI Marina	677 636	1313
6	<b>BLR - Belarus</b>	FIRSAU Kiryl KAZLOUSKAYA Karyna	656 649	1305
7	<b>PRK - DPRK</b>	PAK Yong Won KANG Un Ju	652 653	1305
8	<b>UKR - Ukraine</b>	MAKAREVYCH Sergii MARCHENKO Veronika	639 635	1274
9	<b>GER - Germany</b>	MAYR Camilo RICHTER Elena Luise Senta	630 642	1272
10	<b>MGL - Mongolia</b>	BAATARKHUYAG Otgonbold NYAMJARGAL Ariunbileg	650 577	1227
11	<b>SRI - Sri Lanka</b>	UDUKALAGE DON Asiri Kasun Kulatunga KALUBOWILA Lakshari Madhushika	636 583	1219
12	<b>INA - Indonesia</b>	WIJAYA Muhammad Hanif HARDANIK Risna Oktavia	622 597	1219
13	<b>NEP - Nepal</b>	NAGARKOTI Roshan RAI Mitra	617 495	1112
14	<b>BRN - Bahrain</b>	ALDOSERI Ahmed ALJABER Maryam	535 521	1056
15	<b>DEN - Denmark</b>	AGERUP Rune VILLA Heidi Magnhild	392 255	647





## Results(Individual - Ranking Round)

成绩公告 (个人-排名赛)

Rank	Athlete No.	Name	NAT	1st Half	2nd Half	10's	X's	Score
1	7A	LUKOW Michael	USA	306 / 2	312 / 1	14	6	618
2	3B	TOMASULO Fabio	ITA	310 / 1	302 / 3	13	2	612
3	27B	EUGEN VALENTIN Patru	ROU	293 / 4	304 / 2	9	5	597
4	4B	BAUDRIT Eric	FRA	293 / 3	280 / 5	8	2	573
5	7B	FRILY Fabian	FRA	282 / 5	284 / 4	9	1	566
6	6C	BORCH MADSEN Jesper	DEN	273 / 6	270 / 6	9	3	543
7	6A	ROUMELIOTIS Romaios	GRE	269 / 8	264 / 9	2	2	533
8	7C	SERASINGHE PATHIRANA B.S.	SRI	269 / 7	261 / 10	9	3	530
9	2B	PUNZO Roberto	ITA	253 / 10	265 / 8	4	1	518
10	4A	JUAN Urrejola	BRA	258 / 9	254 / 12	7	2	512
11	6B	PERRIRAZ Raphael	FRA	249 / 11	255 / 11	8	1	504
12	5B	FAILLY Ludovic	FRA	243 / 13	253 / 13	5	2	496
13	3A	ANDERSON Macaqvias	BRA	227 / 15	268 / 7	4	1	495
14	26B	DANUT Nicola	ROU	246 / 12	232 / 16	5	1	478
15	28B	FLORIN EMIL Cojocar	ROU	228 / 14	246 / 15	5	2	474
16	5C	KILDENTOFT Flemming	DEN	191 / 16	247 / 14	6	1	438
17	5A	RUTHS Jens	GER	158 / 17	133 / 17	2	0	291
18	2A	BRIEST Meik	GER	40 / 18	56 / 18	0	0	96



WUHAN 2019  
7th CISM Military World Games

Caidian National Defense Park Archery Field  
蔡甸国防园射箭场

SUN 20 OCT 2019  
Start Time 09:30

Archery  
射箭  
Disabled Women Individual  
残疾人女子个人  
Ranking Round  
排名赛



### Results(Individual - Ranking Round)

成绩公告 (个人-排名赛)

Rank	Athlete No.	Name	NAT	1st Half	2nd Half	10's	X's	Score
1	1A	DENARIE Catherine	FRA	279 / 1	258 / 1	6	1	537
2	1C	COYAC Linda	FRA	218 / 2	230 / 2	2	0	448
3	1B	MAYA Rose Marie	FRA	193 / 3	109 / 3	0	0	302



**Results(Recurve Mixed Team (Valid and Disabled) - Ranking Round)**  
成绩公告 (混团-排名赛)

Rank	Nation	Name	Individual Total	Team Total
1	<b>ITA - Italy</b>	TOMASULO Fabio NESPOLI Mauro	612 679	1291
2	<b>FRA - France</b>	BAUDRIT Eric CHIRAUULT Thomas	573 679	1252
3	<b>BRA - Brazil</b>	JUAN Urrejola DALMEIDA Marcus	512 677	1189
4	<b>SRI - Sri Lanka</b>	SERASINGHE PATHIRANA B.S. UDUKALAGE DON Asiri Kasun Kulatunga	530 636	1166
5	<b>GRE - Greece</b>	ROUMELIOTIS Romaios XIARCHOGIANNOPOULOS Panagiotis	533 623	1156
6	<b>DEN - Denmark</b>	BORCH MADSEN Jesper AGERUP Rune	543 392	935
7	<b>GER - Germany</b>	RUTHS Jens RICHTER Elena Luise Senta	291 642	933

## Medallists by Event

奖牌获得者(按项目排列)

As of SAT 26 OCT 2019 at 22:54

AFTER 4 OF 6 EVENTS

Event	Date	Medal	Name	Nation Code
Men's Singles	2019-10-26	GOLD	HEO Kwanghee	KOR
		SILVER	LU Guangzu	CHN
		BRONZE	LI Shifeng	CHN
Men's Doubles	2019-10-26	GOLD	ZHANG Nan TAN Qiang	CHN
		SILVER	WANG Yilv LIU Cheng	CHN
		BRONZE	YORKPHAISONG Nanthakarn APISUK Inkarat	THA
Men's Team	2019-10-23	GOLD	WANG Yilv WU Xin ZHAO Junpeng ZHANG Nan TAN Qiang JU Fangpengyu LU Guangzu LIU Cheng LI Shifeng	CHN
		SILVER	TUNTIRASIN Jakkit IMNARK Kittipong YORKPHAISONG Nanthakarn THONGNUAM Prinyawat BOONTUN Peeranat THAPTIMDONG Arkornnit PONSANA Boonsak APISUK Inkarat NAMKUL Adulrach	THA
		BRONZE	PARK Kyunghoon LIM Seungki RA Minyeong GO Kyungbo HEO Kwanghee JEON Bongchan	KOR

## Medallists by Event

奖牌获得者(按项目排列)

As of SAT 26 OCT 2019 at 22:54

AFTER 4 OF 6 EVENTS

Event	Date	Medal	Name	Nation Code
			PARK Byeonghun KIM Dongju KIM Hwitae	
Women's Singles	2019-10-26	GOLD	ZHANG Yiman	CHN
		SILVER	LI Xuerui	CHN
		BRONZE	LI Yun	CHN
Women's Doubles	2019-10-26	GOLD	LI Yinhui DU Yue	CHN
		SILVER	ZHENG Yu HUANG Dongping	CHN
		BRONZE	CHEN Mingchun GAO Ziyao	CHN
Mixed Doubles	2019-10-26	GOLD	HUANG Dongping WANG Yilv	CHN
		SILVER	DU Yue TAN Qiang	CHN
		BRONZE	LI Xuerui ZHANG Nan	CHN



## Match Results

成绩公告

As of SAT 26 OCT 2019

LU G(CHN) vs HEO K(KOR)

21-16, 2-4 (RET)

Court: 1

Match Number: MS32

Name	Nation Code	Seed	Match	Game1	Game2	Game3
LU G	CHN		1	21	2	
<b>HEO K</b>	<b>KOR</b>		<b>0</b>	16	<b>4</b>	
	Duration* (minutes)		29	22	7	
	Longest rally (seconds)		203	76	203	
	Average rally (seconds)		40	30	50	
	Shuttles used		16	14	2	

	LU G			HEO K		
	Game 1	Game 2	Game 3	Game 1	Game 2	Game 3
Total points played	37	6		37	6	
Total points won	21	2		16	4	
Most consecutive points						
Match points						
Game points	3					
Biggest lead						
Biggest comeback to win the game						
Service faults						
Penalties, Yellow / Red / Black Card (Score)						

1	LU G	1	2	3	4	5	6	7	8	9	10	11	12	13	14	15	16	17	18	19	20	21	
	HEO K		1	2	3	4	5	6	7	8	9	10									14	15	16
2	LU G		1	2																			
	HEO K	1	2	3	4																		

**Note:**  
Match points will only be recorded as such, and not also as game points.

**Legend:**  
\* Includes breaks during and between games    **B** Black Card    **R** Red Card    **Y** Yellow Card    **MS** Men's Singles



**Match Results**

成绩公告

As of SAT 26 OCT 2019

**ZHANG N/TAN Q(CHN) vs LIU C/WANG Y(CHN)**

**Court: 1**

21-14, 21-17

**Match Number: MD32**

Name	Nation Code	Seed	Match	Game1	Game2	Game3
<b>ZHANG N/TAN Q</b>	<b>CHN</b>		<b>2</b>	<b>21</b>	<b>21</b>	
LIU C/WANG Y	CHN		0	14	17	
	Duration* (minutes)		29	14	15	
	Longest rally (seconds)		59	59	59	
	Average rally (seconds)		24	21	22	
	Shuttles used		12	8	4	

	ZHANG N/TAN Q			LIU C/WANG Y		
	Game 1	Game 2	Game 3	Game 1	Game 2	Game 3
Total points played	35	38		35	38	
Total points won	21	21		14	17	
Most consecutive points						
Match points		4				
Game points	2					
Biggest lead						
Biggest comeback to win the game						
Service faults						
Penalties, Yellow / Red / Black Card (Score)						

1	<b>ZHANG N</b>			3	4			6	7			10			12	13							20	
	<b>TAN Q</b>	1	2			5				8	9			11			14	15	16	17	18	19		21
	LIU C				3			5	6			8			10									14
	WANG Y		1	2			4					7			9							11	12	13

2	<b>ZHANG N</b>		2	3	4			6				9	10	11	12	13				15	16			18	19	20	
	<b>TAN Q</b>	1				5				7	8					14								17			21
	LIU C				2			4	5						7					11	12	13				15	16
	WANG Y	1				3				6					8	9	10						14				

**Note:**  
 Match points will only be recorded as such, and not also as game points.

**Legend:**  
 \* Includes breaks during and between games    **B** Black Card    **R** Red Card    **Y** Yellow Card    **MD** Men's Doubles

## Event Results Summary

### 按项目的成绩总览

As of WED 23 OCT 2019 at 13:08

Rank	Name	Nation Code	BWF ID
1	WANG Yilv	CHN	
	WU Xin	CHN	
	ZHAO Junpeng	CHN	
	ZHANG Nan	CHN	
	TAN Qiang	CHN	
	JU Fangpengyu	CHN	
	LU Guangzu	CHN	
	LIU Cheng	CHN	
	LI Shifeng	CHN	
2	TUNTIRASIN Jakkit	THA	
	IMNARK Kittipong	THA	
	YORKPHAISONG Nanthakarn	THA	
	THONGNUAM Prinyawat	THA	
	BOONTUN Peeranat	THA	
	THAPTIMDONG Arkornnit	THA	
	PONSANA Boonsak	THA	
	APISUK Inkarat	THA	
	NAMKUL Adulrach	THA	
3	PARK Kyunghoon	KOR	
	LIM Seungki	KOR	
	RA Minyeong	KOR	
	GO Kyungbo	KOR	
	HEO Kwanghee	KOR	
	JEON Bongchan	KOR	
	PARK Byeonghun	KOR	
	KIM Dongju	KOR	
	KIM Hwitae	KOR	
4	PAK Ryong Gun	PRK	
	YU Ho Chol	PRK	
	KIM Chung Il	PRK	
	HWANG Jin	PRK	
	CHOE Mu Gwang	PRK	
	PAK Kum Yong	PRK	
	RI Sung Gwon	PRK	
5	GALIGNÉ Quentin	FRA	
	MOUCHET Mandrin	FRA	
	CONDOMINES Nathan	FRA	
	VILLEGER Guillaume	FRA	

Legend:							
<b>M</b>	Men	<b>MD</b>	Men's Doubles	<b>MS</b>	Men's Singles	<b>MT</b>	Men's Team
<b>W</b>	Women	<b>WD</b>	Women's Doubles	<b>WS</b>	Women's Singles	<b>XD</b>	Mixed Doubles





## Match Results

成绩公告

As of SAT 26 OCT 2019

LI X(CHN) vs ZHANG Y(CHN)

13-21, 18-21

Court: 1

Match Number: WS11

Name	Nation Code	Seed	Match	Game1	Game2	Game3
LI X	CHN		0	13	18	
<b>ZHANG Y</b>	<b>CHN</b>		<b>2</b>	<b>21</b>	<b>21</b>	
	Duration* (minutes)		38	19	19	
	Longest rally (seconds)		71	62	71	
	Average rally (seconds)		31	27	27	
	Shuttles used		14	9	5	

	LI X			ZHANG Y		
	Game 1	Game 2	Game 3	Game 1	Game 2	Game 3
Total points played	34	39		34	39	
Total points won	13	18		21	21	
Most consecutive points						
Match points					4	
Game points				1		
Biggest lead						
Biggest comeback to win the game						
Service faults						
Penalties, Yellow / Red / Black Card (Score)						

1	LI X					1		2	3					4	5		6			7					8	9	10			11		12		13			
	ZHANG Y	1	2	3	4		5			6	7	8			9	10	11			12	13	14					15	16		17	18		19	20	21		
2	LI X	1			2	3			4		5		6		7		8	9			10			11	12	13	14			15					16	17	18
	ZHANG Y		1	2			3	4			5		6		7	8		9			10	11			12	13			14	15		16	17	18	19	20	

**Note:**  
Match points will only be recorded as such, and not also as game points.

**Legend:**  
\* Includes breaks during and between games    **B** Black Card    **R** Red Card    **Y** Yellow Card    **WS** Women's Singles





### Medallists by Event

奖牌获得者(按项目排列)

As of SAT 26 OCT 2019 at 20:52

After 1 of 2 events

Event	Date	Medal	Name	NAT
Women	SAT 26 OCT	GOLD	ZHAO Shuang ZHANG Liting WANG Lili JIA Qiujiao SUN Mengran LI Meng LU Wen HAN Xu JIN Jiabao WANG Xuemeng PAN Zhenqi LI Yueru	CHN
		SILVER	FERREIRA Patricia RAMONA Isabela COSTA Karla COSTA Debora SOUZA Luana SOUZA Carina GARVAO Soeli HONORIO Barbara JUSTINO Gilmara CARCAVALLI Tassia SOUZA Fabiana	BRA
		BRONZE	ALTON Taylor ADAMS Donita KAVA Cinnamon THOMAS Ariel LEHMAN Allyson JACKSON Santia CLARK Charmaine DALE Danika CROMARTIE April AYERS Christie HARRIS Jala	USA

## Tournament Summary 比赛总览

As of SAT 26 OCT 2019 at 20:51

### Today's Games

Phase	Teams	Start Time	Location	Final	Q1	Q2	Q3	Q4
For 5th and 6th Places	CGO VS GRE	13:00	Hongshan Gymnasium	62 - 78	15-18	15-15	15-32	17-13
For 3rd and 4th Places	BRA VS CHN	15:30	Hongshan Gymnasium	64 - 68	14-16	19-15	15-17	16-20
Final	USA VS LTU	19:00	Hongshan Gymnasium	83 - 91	20-14	15-30	20-28	28-19

Group A							Games			Points			Class.
Rank		CHN	USA	CGO	MGL	QAT	Played	Won	Lost	For	Against	Diff	Points
1	CHN		98-79	92-62	104-71	80-64	4	4	0	374	276	98	8
2	USA	79-98		79-76	88-86	71-68	4	3	1	317	328	-11	7
3	CGO	62-92	76-79		74-72	60-49	4	2	2	272	292	-20	6
4	MGL	71-104	86-88	72-74		75-67	4	1	3	304	333	-29	5
5	QAT	64-80	68-71	49-60	67-75		4	0	4	248	286	-38	4

Group B							Games			Points			Class.
Rank		BRA	LTU	GRE	KOR	GER	Played	Won	Lost	For	Against	Diff	Points
1	BRA		64-59	62-58	74-78	70-49	4	3	1	270	244	26	7
2	LTU	59-64		92-80	83-71	87-54	4	3	1	321	269	52	7
3	GRE	58-62	80-92		111-99	89-61	4	2	2	338	314	24	6
4	KOR	78-74	71-83	99-111		118-93	4	2	2	366	361	5	6
5	GER	49-70	54-87	61-89	93-118		4	0	4	257	364	-107	4

### Semifinals

### Final

<b>USA - 78</b> Game 23 FRI 25 OCT <b>BRA - 61</b>	<b>USA - 83</b> Game 27 SAT 26 OCT	<b>LTU - Gold</b>
<b>CHN - 67</b> Game 24 FRI 25 OCT <b>LTU - 70</b>		<b>USA - Silver</b>
<b>For 3rd and 4th Places</b>		
<b>BRA - 64</b> Game 26 SAT 26 OCT <b>CHN - 68</b>	<b>LTU - 91</b>	<b>CHN - Bronze</b>
<b>BRA - 4th</b>		<b>BRA - 4th</b>
<b>For 5th and 6th Places</b>		
<b>CGO - 62</b> Game 25 SAT 26 OCT <b>GRE - 78</b>	<b>GRE - 5th</b>	<b>CGO - 6th</b>
<b>GRE - 78</b>		<b>CGO - 6th</b>
<b>For 7th and 8th Places</b>		
<b>MGL - 107</b> Game 22 FRI 25 OCT <b>KOR - 114</b>	<b>KOR - 7th</b>	<b>MGL - 8th</b>
<b>KOR - 114</b>		<b>MGL - 8th</b>
<b>For 9th and 10th Places</b>		
<b>QAT - 72</b> Game 21 FRI 25 OCT <b>GER - 89</b>	<b>GER - 9th</b>	<b>QAT - 10th</b>
<b>GER - 89</b>		<b>QAT - 10th</b>

### Final Standings

Medal	Rank	Team	GP	W/L
Gold	1	LTU	6	5/1
Silver	2	USA	6	4/2
Bronze	3	CHN	6	5/1
	4	BRA	6	3/3
	5	GRE	5	3/2
	6	CGO	5	2/3
	7	KOR	5	3/2
	8	MGL	5	1/4
	9	GER	5	1/4
	10	QAT	5	0/5



## Tournament Summary

### 比赛总览

As of SAT 26 OCT 2019 at 20:51

<b>Legend:</b>						
<b>Class.</b>	<b>Classification</b>	<b>Diff.</b>	<b>Difference</b>	<b>GP</b>	<b>Games Played</b>	<b>W/L</b> Win/Loss

## Tournament Summary

### 比赛总览

As of SAT 26 OCT 2019 at 20:52

Group								Games			Points			Class. Points
Rank		CHN	BRA	USA	FRA	GER	CAN	Played	Won	Lost	For	Against	Diff	
1	CHN		64-47	119-71	103-61	128-43	111-29	5	5	0	525	251	274	10
2	BRA	47-64		68-56	68-57	87-33	93-42	5	4	1	363	252	111	9
3	USA	71-119	56-68		67-65	81-34	87-39	5	3	2	362	325	37	8
4	FRA	61-103	57-68	65-67		74-51	64-48	5	2	3	321	337	-16	7
5	GER	43-128	33-87	34-81	51-74		53-50	5	1	4	214	420	-206	6
6	CAN	29-111	42-93	39-87	48-64	50-53		5	0	5	208	408	-200	5

### Final Game

CHN - 93

Game 17  
SAT 26 OCT

BRA - 65

CHN - Gold  
BRA - Silver

### Final Standings

Medal	Rank	Team	GP	W/L
Gold	1	CHN	6	6/0
Silver	2	BRA	6	4/2
Bronze	3	USA	6	4/2
	4	FRA	6	2/4
	5	GER	5	1/4
	6	CAN	5	0/5

### 3rd Place Game

USA - 85

Game 16  
SAT 26 OCT

FRA - 79

USA - Bronze  
FRA - 4th

### Legend:

**Class.** Classification      **Diff.** Difference      **GP** Games Played      **W/L** Win/Loss

## Medallists by Weight Category

奖牌获得者(按公斤级排列)

As of SAT 26 OCT 2019 at 18:23

Weight Category	Date	Medal	Name	Nation
Men's Light Fly (46-49kg)	SAT 26 OCT	GOLD	ZHUSSUPOV Temirtas	KAZ
		SILVER	DEEPAK	IND
		BRONZE	KIM Jang Ryong	PRK
		BRONZE	ALIZADA Salman	AZE
Men's Fly (49-52kg)	SAT 26 OCT	GOLD	ZHANG Guo	CHN
		SILVER	RI Sung Jin	PRK
		BRONZE	KANG Dong Heon	KOR
		BRONZE	KHARKHUU Enkhmandakh	MGL
Men's Bantam (52-56kg)	SAT 26 OCT	GOLD	OGANNISIAN Ovik	RUS
		SILVER	KHARKHUU Enkh Amar	MGL
		BRONZE	BUTDEE Chatchai Decha	THA
		BRONZE	CHIRAG	IND
Men's Light (56-60kg)	SAT 26 OCT	GOLD	GRAU Enzo	FRA
		SILVER	ABDURASULOV Shunkor	UZB
		BRONZE	CHOE Chol Man	PRK
		BRONZE	AKHMEDOV Shakhrier	RUS
Men's Light Welter (60-64kg)	SAT 26 OCT	GOLD	ASANAU Dzmitry	BLR
		SILVER	MIZHITOV Dilmurat	KAZ
		BRONZE	MAZUR Aleksei	RUS
		BRONZE	ABDELLI Yahia	ALG
Men's Welter (64-69kg)	SAT 26 OCT	GOLD	SHYMBERGENOV Aslanbek	KAZ
		SILVER	MIRZARAKHIMOV Bilolbek	UZB
		BRONZE	ARDEE Saylom	THA
		BRONZE	WALL Paul Andreas	GER
Men's Middle (69-75kg)	SAT 26 OCT	GOLD	SEMYKIN Aleksei	RUS
		SILVER	SOUSA Hebert	BRA
		BRONZE	NURSEITOV Timur	KAZ
		BRONZE	GHOUSOON Ahmad	SYR
Men's Light Heavy (75-81kg)	SAT 26 OCT	GOLD	MARDONOV Kozimbek	UZB
		SILVER	ORABI Abdelrahman	EGY
		BRONZE	NARMANDAKH Shinebayar	MGL
		BRONZE	MARZHIKPAYEV Ayat	KAZ
Men's Heavy (81-91kg)	SAT 26 OCT	GOLD	SAYDRAKHIMOV Madiyar	UZB
		SILVER	KUTTYBEKOV Abzal	KAZ
		BRONZE	ADRIAN Buhaniuc	ROU
		BRONZE	O'BRIEN Daniel	IRL
Men's Super Heavy (+91kg)	SAT 26 OCT	GOLD	SUSLENKOV Artem	RUS
		SILVER	MOU Haipeng	CHN
		BRONZE	BANIULIS Algirdas	LTU
		BRONZE	MUNOZ Edgar	VEN
Women's Fly (48-51kg)	SAT 26 OCT	GOLD	WU Yu	CHN
		SILVER	PANG Chol Mi	PRK
		BRONZE	TRINH Thi Kieu Diem	VIE
		BRONZE	KULESHOVA Alexandra	RUS
Women's Feather (54-57kg)	SAT 26 OCT	GOLD	LIU Piaopiao	CHN
		SILVER	SAGATAEVA Saiana	RUS
		BRONZE	RI Ok Byol	PRK
		BRONZE	CLAUDIA Nechita	ROU
Women's Light (57-60kg)	SAT 26 OCT	GOLD	XU Zichun	CHN
		SILVER	FERREIRA Beatriz Iasmim	BRA
		BRONZE	RIOS Krisandy	VEN
		BRONZE	CHOE Hye Song	PRK
Women's Welter (64-69kg)	SAT 26 OCT	GOLD	DOU Dan	CHN
		SILVER	KIM Jin Son	PRK





## Medallists by Weight Category

奖牌获得者(按公斤级排列)

As of SAT 26 OCT 2019 at 18:23

Weight Category	Date	Medal	Name	Nation
Women's Welter (64-69kg)	SAT 26 OCT	BRONZE	AKBAYEVA Bayan	KAZ
		BRONZE	GITTENS Kimberly	BAR
Women's Middle (69-75kg)	SAT 26 OCT	GOLD	PAK Un Sim	PRK
		SILVER	ZHENG Lu	CHN
		BRONZE	URAKOVA Mariia	RUS
		BRONZE	KEBIKAVA Viktoryia	BLR



## Bout Result

### 成绩公告

#### BOUT 310

Corner	Name	Nation	Winner	Decision	Result
--------	------	--------	--------	----------	--------

RED	ZHUSSUPOV Temirtas	KAZ	RED	WP	5:0
BLUE	DEEPAK	IND			

	Judge 1		Judge 2		Judge 3		Judge 4		Judge 5		Warnings		Knockdown	
	BUL		POL		LTU		GER		ALG		RED	BLUE	RED	BLUE
	RED	BLUE	RED	BLUE	RED	BLUE	RED	BLUE	RED	BLUE				
ROUND 1	10	9	10	9	10	9	10	9	10	9				
ROUND 2	10	9	10	9	10	9	10	9	10	9				
ROUND 3	9	10	9	10	9	10	9	10	9	10				
<b>TOTAL</b>	<b>29</b>	<b>28</b>	<b>29</b>	<b>28</b>	<b>29</b>	<b>28</b>	<b>29</b>	<b>28</b>	<b>29</b>	<b>28</b>				

Referee:	CHEN Lei	CHN
Judge 1:	PAVLOV Pavel	BUL
Judge 2:	SRODA Ariel	POL
Judge 3:	VASILIAUSKAS Rytis	LTU
Judge 4:	GEROYIS Fylyp	GER
Judge 5:	LAZIZI Athmen	ALG

Legend:					
<b>WP</b>	Win on Points	<b>RSC</b>	Referee Stopped Contest	<b>NC</b>	No Contest
<b>KO</b>	Knockout	<b>DSQ</b>	Disqualification	<b>ABD</b>	Abandonment
<b>WO</b>	Walkover	<b>RSC-I</b>	Referee Stopped the contest because of an injury of the opponent		



**Bout Result**  
成绩公告

**BOUT 311**

Corner	Name	Nation	Winner	Decision	Result
RED	RI Sung Jin	PRK			
BLUE	ZHANG Guo	CHN	BLUE	WP	0:5

	Judge 1		Judge 2		Judge 3		Judge 4		Judge 5		Warnings		Knockdown	
	GER		USA		ITA		NED		IRL		RED	BLUE	RED	BLUE
	RED	BLUE	RED	BLUE	RED	BLUE	RED	BLUE	RED	BLUE				
ROUND 1	9	10	9	10	9	10	9	10	9	10				
ROUND 2	10	9	9	10	10	9	10	9	9	10	1			
ROUND 3	9	10	9	10	9	10	9	10	10	9				
<b>TOTAL</b>	<b>27</b>	<b>29</b>	<b>26</b>	<b>30</b>	<b>27</b>	<b>29</b>	<b>27</b>	<b>29</b>	<b>27</b>	<b>29</b>	<b>1</b>			

Referee: TSEVEGSUREN Nandigjav MGL  
 Judge 1: FIJNJE Carsten GER  
 Judge 2: HOPE Kevin USA  
 Judge 3: VADILONGA Luca ITA  
 Judge 4: BRAAD Andreas NED  
 Judge 5: KELLY Stephen IRL

Legend:					
<b>WP</b>	Win on Points	<b>RSC</b>	Referee Stopped Contest	<b>NC</b>	No Contest
<b>KO</b>	Knockout	<b>DSQ</b>	Disqualification	<b>ABD</b>	Abandonment
<b>WO</b>	Walkover	<b>RSC-I</b>	Referee Stopped the contest because of an injury of the opponent		



## Bout Result

### 成绩公告

#### BOUT 312

Corner	Name	Nation	Winner	Decision	Result
--------	------	--------	--------	----------	--------

RED	KHARKHUU Enkh Amar	MGL			
BLUE	OGANNISIAN Ovik	RUS	BLUE	WP	0:5

	Judge 1		Judge 2		Judge 3		Judge 4		Judge 5		Warnings		Knockdown	
	UZB		AZE		GER		THA		ITA		RED	BLUE	RED	BLUE
	RED	BLUE	RED	BLUE	RED	BLUE	RED	BLUE	RED	BLUE				
ROUND 1	9	10	9	10	9	10	9	10	9	10				
ROUND 2	9	10	9	10	9	10	9	10	9	10				
ROUND 3	9	10	9	10	9	10	9	10	9	10				
<b>TOTAL</b>	<b>27</b>	<b>30</b>	<b>27</b>	<b>30</b>	<b>27</b>	<b>30</b>	<b>27</b>	<b>30</b>	<b>27</b>	<b>30</b>				

Referee:	VASILIAUSKAS Rytis	LTU
Judge 1:	KARIMOV Kakhramon	UZB
Judge 2:	BABANLI Anar	AZE
Judge 3:	FIJNJE Carsten	GER
Judge 4:	KEAONET Kriangsak	THA
Judge 5:	VADILONGA Luca	ITA

#### Legend:

<b>WP</b>	Win on Points	<b>RSC</b>	Referee Stopped Contest	<b>NC</b>	No Contest
<b>KO</b>	Knockout	<b>DSQ</b>	Disqualification	<b>ABD</b>	Abandonment
<b>WO</b>	Walkover	<b>RSC-I</b>	Referee Stopped the contest because of an injury of the opponent		



**Bout Result**  
成绩公告

**BOUT 313**

Corner	Name	Nation	Winner	Decision	Result
--------	------	--------	--------	----------	--------

RED	ABDURASULOV Shunkor	UZB	BLUE	WP	1:4
BLUE	GRAU Enzo	FRA			

	Judge 1		Judge 2		Judge 3		Judge 4		Judge 5		Warnings		Knockdown	
	GER		BLR		IND		CHN		ALG		RED	BLUE	RED	BLUE
	RED	BLUE	RED	BLUE	RED	BLUE	RED	BLUE	RED	BLUE				
ROUND 1	9	10	9	10	10	9	9	10	9	10				
ROUND 2	9	10	9	10	10	9	9	10	9	10				
ROUND 3	9	10	10	9	9	10	9	10	9	10				
<b>TOTAL</b>	<b>27</b>	<b>30</b>	<b>28</b>	<b>29</b>	<b>29</b>	<b>28</b>	<b>27</b>	<b>30</b>	<b>27</b>	<b>30</b>				

Referee:	RENEV Yroslav	RUS
Judge 1:	FIJNJE Carsten	GER
Judge 2:	SARHAVITSKI Vasili	BLR
Judge 3:	KABILAN SAI ASHOK	IND
Judge 4:	WANG Binna	CHN
Judge 5:	LAZIZI Athmen	ALG

Legend:					
<b>WP</b>	Win on Points	<b>RSC</b>	Referee Stopped Contest	<b>NC</b>	No Contest
<b>KO</b>	Knockout	<b>DSQ</b>	Disqualification	<b>ABD</b>	Abandonment
<b>WO</b>	Walkover	<b>RSC-I</b>	Referee Stopped the contest because of an injury of the opponent		



## Bout Result

### 成绩公告

#### BOUT 314

Corner	Name	Nation	Winner	Decision	Result
--------	------	--------	--------	----------	--------

RED	MIZHITOV Dilmurat	KAZ			
BLUE	ASANAU Dzmitry	BLR	BLUE	WP	0:5

	Judge 1		Judge 2		Judge 3		Judge 4		Judge 5		Warnings		Knockdown	
	UZB		GER		LTU		ITA		BRA		RED	BLUE	RED	BLUE
	RED	BLUE	RED	BLUE	RED	BLUE	RED	BLUE	RED	BLUE				
ROUND 1	9	10	9	10	9	10	9	10	9	10				
ROUND 2	9	10	9	10	9	10	9	10	9	10				
ROUND 3	10	9	9	10	9	10	9	10	10	9				
<b>TOTAL</b>	<b>28</b>	<b>29</b>	<b>27</b>	<b>30</b>	<b>27</b>	<b>30</b>	<b>27</b>	<b>30</b>	<b>28</b>	<b>29</b>				

Referee:	ZHAO Wei	CHN
Judge 1:	KARIMOV Kakhramon	UZB
Judge 2:	GEROYIS Fylyp	GER
Judge 3:	VASILIAUSKAS Rytis	LTU
Judge 4:	VADILONGA Luca	ITA
Judge 5:	SOUZA Marcela	BRA

Legend:					
<b>WP</b>	Win on Points	<b>RSC</b>	Referee Stopped Contest	<b>NC</b>	No Contest
<b>KO</b>	Knockout	<b>DSQ</b>	Disqualification	<b>ABD</b>	Abandonment
<b>WO</b>	Walkover	<b>RSC-I</b>	Referee Stopped the contest because of an injury of the opponent		



**Bout Result**  
成绩公告

**BOUT 315**

Corner	Name	Nation	Winner	Decision	Result
--------	------	--------	--------	----------	--------

RED	SHYMBERGENOV Aslanbek	KAZ	RED	WP	5:0
BLUE	MIRZARAKHIMOV Bilolbek	UZB			

	Judge 1		Judge 2		Judge 3		Judge 4		Judge 5		Warnings		Knockdown	
	BLR		POL		RUS		ALG		NED		RED	BLUE	RED	BLUE
	RED	BLUE	RED	BLUE	RED	BLUE	RED	BLUE	RED	BLUE				
ROUND 1	10	9	10	9	10	9	10	9	10	9				
ROUND 2	10	9	10	9	10	9	10	9	10	9				
ROUND 3	10	9	10	9	10	9	10	8	9	10	1	1		
<b>TOTAL</b>	<b>29</b>	<b>26</b>	<b>29</b>	<b>26</b>	<b>29</b>	<b>26</b>	<b>29</b>	<b>25</b>	<b>28</b>	<b>27</b>	<b>1</b>	<b>1</b>		

Referee:	PAVLOV Pavel	BUL
Judge 1:	ASANAU Siarhei	BLR
Judge 2:	SRODA Ariel	POL
Judge 3:	KORCHAGIN Aleksandr	RUS
Judge 4:	LAZIZI Athmen	ALG
Judge 5:	BRAAD Andreas	NED

Legend:					
<b>WP</b>	Win on Points	<b>RSC</b>	Referee Stopped Contest	<b>NC</b>	No Contest
<b>KO</b>	Knockout	<b>DSQ</b>	Disqualification	<b>ABD</b>	Abandonment
<b>WO</b>	Walkover	<b>RSC-I</b>	Referee Stopped the contest because of an injury of the opponent		



**Bout Result**  
成绩公告

**BOUT 316**

Corner	Name	Nation	Winner	Decision	Result
--------	------	--------	--------	----------	--------

RED	SOUSA Hebert	BRA			
BLUE	SEMYKIN Aleksei	RUS	BLUE	WP	0:5

	Judge 1		Judge 2		Judge 3		Judge 4		Judge 5		Warnings		Knockdown	
	AZE		USA		UZB		EGY		ITA		RED	BLUE	RED	BLUE
	RED	BLUE	RED	BLUE	RED	BLUE	RED	BLUE	RED	BLUE				
ROUND 1	9	10	9	10	9	10	9	10	9	10			1	
ROUND 2	9	10	9	10	9	10	9	10	10	9				
ROUND 3	10	9	10	9	10	9	9	10	9	10				
<b>TOTAL</b>	<b>28</b>	<b>29</b>	<b>28</b>	<b>29</b>	<b>28</b>	<b>29</b>	<b>27</b>	<b>30</b>	<b>28</b>	<b>29</b>			<b>1</b>	

Referee:	RYSBAYEV Rakhymzhan	KAZ
Judge 1:	BABANLI Anar	AZE
Judge 2:	HOPE Kevin	USA
Judge 3:	PALVANOV Alisher	UZB
Judge 4:	ABDELSALAM Mohamed	EGY
Judge 5:	VADILONGA Luca	ITA

**Legend:**

<b>WP</b>	Win on Points	<b>RSC</b>	Referee Stopped Contest	<b>NC</b>	No Contest
<b>KO</b>	Knockout	<b>DSQ</b>	Disqualification	<b>ABD</b>	Abandonment
<b>WO</b>	Walkover	<b>RSC-I</b>	Referee Stopped the contest because of an injury of the opponent		





## Bout Result

### 成绩公告

#### BOUT 317

Corner	Name	Nation	Winner	Decision	Result
--------	------	--------	--------	----------	--------

RED	MARDONOV Kozimbek	UZB			
BLUE	ORABI Abdelrahman	EGY	RED	WP	5:0

	Judge 1		Judge 2		Judge 3		Judge 4		Judge 5		Warnings		Knockdown	
	RUS		ROU		PRK		POL		BRA		RED	BLUE	RED	BLUE
	RED	BLUE	RED	BLUE	RED	BLUE	RED	BLUE	RED	BLUE				
ROUND 1	10	9	10	9	10	9	10	9	10	9				
ROUND 2	10	9	9	10	10	9	10	9	9	10				
ROUND 3	10	9	10	9	9	10	10	9	10	9				
<b>TOTAL</b>	<b>30</b>	<b>27</b>	<b>29</b>	<b>28</b>	<b>29</b>	<b>28</b>	<b>30</b>	<b>27</b>	<b>29</b>	<b>28</b>				

Referee:	FIJNJE Carsten	GER
Judge 1:	KORCHAGIN Aleksandr	RUS
Judge 2:	VIOLETA Panseluta Bella	ROU
Judge 3:	RI Chol	PRK
Judge 4:	SRODA Ariel	POL
Judge 5:	MENDES Edson	BRA

Legend:					
<b>WP</b>	Win on Points	<b>RSC</b>	Referee Stopped Contest	<b>NC</b>	No Contest
<b>KO</b>	Knockout	<b>DSQ</b>	Disqualification	<b>ABD</b>	Abandonment
<b>WO</b>	Walkover	<b>RSC-I</b>	Referee Stopped the contest because of an injury of the opponent		



## Bout Result

### 成绩公告

#### BOUT 318

Corner	Name	Nation	Winner	Decision	Result
--------	------	--------	--------	----------	--------

RED	SAYDRAKHIMOV Madiyar	UZB			
BLUE	KUTTYBEKOV Abzal	KAZ	RED	RSC-I	R1 1:32

	Judge 1		Judge 2		Judge 3		Judge 4		Judge 5		Warnings		Knockdown	
	BUL		LTU		GER		IRL		ALG		RED	BLUE	RED	BLUE
	RED	BLUE	RED	BLUE	RED	BLUE	RED	BLUE	RED	BLUE				
ROUND 1														
ROUND 2														
ROUND 3														
<b>TOTAL</b>														

Referee:	ABDELSALAM Mohamed	EGY
Judge 1:	PAVLOV Pavel	BUL
Judge 2:	VASILIAUSKAS Rytis	LTU
Judge 3:	GEROYIS Fylyp	GER
Judge 4:	KELLY Stephen	IRL
Judge 5:	LAZIZI Athmen	ALG

#### Legend:

<b>WP</b>	Win on Points	<b>RSC</b>	Referee Stopped Contest	<b>NC</b>	No Contest
<b>KO</b>	Knockout	<b>DSQ</b>	Disqualification	<b>ABD</b>	Abandonment
<b>WO</b>	Walkover	<b>RSC-I</b>	Referee Stopped the contest because of an injury of the opponent		



## Bout Result

### 成绩公告

#### BOUT 319

Corner	Name	Nation	Winner	Decision	Result
--------	------	--------	--------	----------	--------

RED	SUSLENKOV Artem	RUS	RED	WP	3:2
BLUE	MOU Haipeng	CHN			

	Judge 1		Judge 2		Judge 3		Judge 4		Judge 5		Warnings		Knockdown	
	ITA		POL		ROU		KAZ		MGL		RED	BLUE	RED	BLUE
	RED	BLUE	RED	BLUE	RED	BLUE	RED	BLUE	RED	BLUE				
ROUND 1	9	10	9	10	10	9	9	10	9	10				
ROUND 2	10	9	9	10	9	10	10	9	9	10				
ROUND 3	10	9	9	10	10	9	10	9	10	9	1			1
<b>TOTAL</b>	<b>28*</b>	<b>28</b>	<b>26</b>	<b>30*</b>	<b>28*</b>	<b>28</b>	<b>28*</b>	<b>28</b>	<b>27*</b>	<b>29</b>	<b>1</b>			<b>1</b>

Referee:	BABANLI Anar	AZE
Judge 1:	VADILONGA Luca	ITA
Judge 2:	SRODA Ariel	POL
Judge 3:	VIOLETA Panseluta Bella	ROU
Judge 4:	BATYROV Nurbek	KAZ
Judge 5:	TSEVEGSUREN Nandigjav	MGL

Legend:					
<b>WP</b>	Win on Points	<b>RSC</b>	Referee Stopped Contest	<b>NC</b>	No Contest
<b>KO</b>	Knockout	<b>DSQ</b>	Disqualification	<b>ABD</b>	Abandonment
<b>WO</b>	Walkover	<b>RSC-I</b>	Referee Stopped the contest because of an injury of the opponent		



**Bout Result**  
成绩公告

**BOUT 285**

Corner	Name	Nation	Winner	Decision	Result
--------	------	--------	--------	----------	--------

RED	WU Yu	CHN	RED	WP	5:0
BLUE	PANG Chol Mi	PRK			

	Judge 1		Judge 2		Judge 3		Judge 4		Judge 5		Warnings		Knockdown	
	GER		RUS		BLR		ITA		BUL		RED	BLUE	RED	BLUE
	RED	BLUE	RED	BLUE	RED	BLUE	RED	BLUE	RED	BLUE				
ROUND 1	10	9	10	9	10	9	10	9	10	9				
ROUND 2	9	10	10	9	10	9	10	9	10	9				
ROUND 3	10	9	9	10	9	10	9	10	9	10	1	1		
<b>TOTAL</b>	<b>28</b>	<b>27</b>	<b>28</b>	<b>27</b>	<b>28</b>	<b>27</b>	<b>28</b>	<b>27</b>	<b>28</b>	<b>27</b>	<b>1</b>	<b>1</b>		

Referee:	PALVANOV Alisher	UZB
Judge 1:	GEROYIS Fylyp	GER
Judge 2:	RENEV Yroslav	RUS
Judge 3:	SARHAVITSKI Vasili	BLR
Judge 4:	VADILONGA Luca	ITA
Judge 5:	PAVLOV Pavel	BUL

Legend:					
<b>WP</b>	Win on Points	<b>RSC</b>	Referee Stopped Contest	<b>NC</b>	No Contest
<b>KO</b>	Knockout	<b>DSQ</b>	Disqualification	<b>ABD</b>	Abandonment
<b>WO</b>	Walkover	<b>RSC-I</b>	Referee Stopped the contest because of an injury of the opponent		

**Bout Result**  
成绩公告

**BOUT 286**

Corner	Name	Nation	Winner	Decision	Result
RED	SAGATAEVA Saiana	RUS			
BLUE	LIU Piaopiao	CHN	BLUE	WP	0:5

	Judge 1		Judge 2		Judge 3		Judge 4		Judge 5		Warnings		Knockdown	
	MGL		ROU		KAZ		COL		NED		RED	BLUE	RED	BLUE
	RED	BLUE	RED	BLUE	RED	BLUE	RED	BLUE	RED	BLUE				
ROUND 1	9	10	9	10	9	10	9	10	9	10				
ROUND 2	9	10	9	10	9	10	9	10	9	10				
ROUND 3	10	9	8	10	9	10	9	10	9	10				
<b>TOTAL</b>	<b>28</b>	<b>29</b>	<b>26</b>	<b>30</b>	<b>27</b>	<b>30</b>	<b>27</b>	<b>30</b>	<b>27</b>	<b>30</b>				

Referee:	LAZIZI Athmen	ALG
Judge 1:	TSEVEGSUREN Nandigjav	MGL
Judge 2:	VIOLETA Panseluta Bella	ROU
Judge 3:	BATYROV Nurbek	KAZ
Judge 4:	LOPEZ RODRIGUEZ Sergio Antonio	COL
Judge 5:	BRAAD Andreas	NED

**Legend:**

<b>WP</b>	Win on Points	<b>RSC</b>	Referee Stopped Contest	<b>NC</b>	No Contest
<b>KO</b>	Knockout	<b>DSQ</b>	Disqualification	<b>ABD</b>	Abandonment
<b>WO</b>	Walkover	<b>RSC-I</b>	Referee Stopped the contest because of an injury of the opponent		



**Bout Result**  
成绩公告

**BOUT 287**

Corner	Name	Nation	Winner	Decision	Result
--------	------	--------	--------	----------	--------

RED	FERREIRA Beatriz Iasmim	BRA	BLUE	WP	0:5
BLUE	XU Zichun	CHN			

	Judge 1		Judge 2		Judge 3		Judge 4		Judge 5		Warnings		Knockdown	
	ESP		IRL		ECU		GER		KOR		RED	BLUE	RED	BLUE
	RED	BLUE	RED	BLUE	RED	BLUE	RED	BLUE	RED	BLUE				
ROUND 1	10	9	10	9	9	10	9	10	9	10				
ROUND 2	9	10	9	10	10	9	9	10	9	10				
ROUND 3	9	10	9	10	9	10	10	9	9	10				
<b>TOTAL</b>	<b>28</b>	<b>29</b>	<b>28</b>	<b>29</b>	<b>28</b>	<b>29</b>	<b>28</b>	<b>29</b>	<b>27</b>	<b>30</b>				

Referee:	KABILAN SAI ASHOK	IND
Judge 1:	AGUILAR MIGUEL Daniel	ESP
Judge 2:	KELLY Stephen	IRL
Judge 3:	MORAN BARROS Carlos Stalin	ECU
Judge 4:	FIJNJE Carsten	GER
Judge 5:	KIM Jae Cheol	KOR

Legend:					
<b>WP</b>	Win on Points	<b>RSC</b>	Referee Stopped Contest	<b>NC</b>	No Contest
<b>KO</b>	Knockout	<b>DSQ</b>	Disqualification	<b>ABD</b>	Abandonment
<b>WO</b>	Walkover	<b>RSC-I</b>	Referee Stopped the contest because of an injury of the opponent		



**Bout Result**  
成绩公告

**BOUT 288**

Corner	Name	Nation	Winner	Decision	Result
RED	DOU Dan	CHN			
BLUE	KIM Jin Son	PRK	RED	WP	5:0

	Judge 1		Judge 2		Judge 3		Judge 4		Judge 5		Warnings		Knockdown	
	USA		SRI		RUS		BLR		ZAM		RED	BLUE	RED	BLUE
	RED	BLUE	RED	BLUE	RED	BLUE	RED	BLUE	RED	BLUE				
ROUND 1	10	9	9	10	10	9	10	9	10	9				
ROUND 2	10	9	10	9	10	9	10	9	10	9				
ROUND 3	10	9	10	9	10	9	10	9	9	10				
<b>TOTAL</b>	<b>30</b>	<b>27</b>	<b>29</b>	<b>28</b>	<b>30</b>	<b>27</b>	<b>30</b>	<b>27</b>	<b>29</b>	<b>28</b>				

Referee: BABANLI Anar AZE  
 Judge 1: HOPE Kevin USA  
 Judge 2: LIYANAWADUGE Wasantha Saman Kumara SRI  
 Judge 3: KORCHAGIN Aleksandr RUS  
 Judge 4: ASANAU Siarhei BLR  
 Judge 5: KABWE Darius ZAM

Legend:					
<b>WP</b>	Win on Points	<b>RSC</b>	Referee Stopped Contest	<b>NC</b>	No Contest
<b>KO</b>	Knockout	<b>DSQ</b>	Disqualification	<b>ABD</b>	Abandonment
<b>WO</b>	Walkover	<b>RSC-I</b>	Referee Stopped the contest because of an injury of the opponent		



## Bout Result

### 成绩公告

#### BOUT 289

Corner	Name	Nation	Winner	Decision	Result
--------	------	--------	--------	----------	--------

RED	ZHENG Lu	CHN			
BLUE	PAK Un Sim	PRK	BLUE	WP	2:3

	Judge 1		Judge 2		Judge 3		Judge 4		Judge 5		Warnings		Knockdown	
	SRB		THA		LTU		UZB		IND		RED	BLUE	RED	BLUE
	RED	BLUE	RED	BLUE	RED	BLUE	RED	BLUE	RED	BLUE				
ROUND 1	9	10	10	9	9	10	9	10	9	10				
ROUND 2	10	9	10	9	9	10	9	10	9	10				
ROUND 3	10	9	9	10	9	10	10	9	10	9				
<b>TOTAL</b>	<b>29</b>	<b>28</b>	<b>29</b>	<b>28</b>	<b>27</b>	<b>30</b>	<b>28</b>	<b>29</b>	<b>28</b>	<b>29</b>				

Referee:	SOUZA Marcela	BRA
Judge 1:	JAKOVLJEVIC Momcilo	SRB
Judge 2:	KEAONET Kriangsak	THA
Judge 3:	VASILIAUSKAS Rytis	LTU
Judge 4:	PALVANOV Alisher	UZB
Judge 5:	MANOJ KUMAR	IND

#### Legend:

<b>WP</b>	Win on Points	<b>RSC</b>	Referee Stopped Contest	<b>NC</b>	No Contest
<b>KO</b>	Knockout	<b>DSQ</b>	Disqualification	<b>ABD</b>	Abandonment
<b>WO</b>	Walkover	<b>RSC-I</b>	Referee Stopped the contest because of an injury of the opponent		



## Medallists by Event

奖牌获得者(按项目排列)

As of MON 21 OCT 2019

Event	Date	Medal	Name	Nation
Team Road Race Men	MON 21 OCT	GOLD	LAT	LAT
		SILVER	GER	GER
		BRONZE	FRA	FRA
Individual Road Race Men	MON 21 OCT	GOLD	HALLER Patrick Joerg	GER
		SILVER	VOSEKALNS Andris	LAT
		BRONZE	BODIOT Alexis	FRA
Team Road Race Women	SUN 20 OCT	GOLD	CHN	CHN
		SILVER	POL	POL
		BRONZE	FRA	FRA
Individual Road Race Women	SUN 20 OCT	GOLD	ZHAO Xisha	CHN
		SILVER	PAWLOWSKA Katarzyna	POL
		BRONZE	JEULAND Pascale	FRA
Individual Time Trial Men	SAT 19 OCT	GOLD	VOROBYEV Anton	RUS
		SILVER	GAMPER Patrick Manfred	AUT
		BRONZE	CABOT Jeremy	FRA
Individual Time Trial Women	SAT 19 OCT	GOLD	ERAUD Severine	FRA
		SILVER	LABOUS Juliette	FRA
		BRONZE	LIANG Hongyu	CHN

## Results 成绩公告

As of SAT 19 OCT 2019

Race distance: 31.9km

Rank	Race Number	Name	Nation Code	Split 1 at 8.0km	Split 2 at 16.0km	Split 3 at 23.9km	Final Time	Time Behind
1	186	VOROBYEV Anton	RUS	10:31.518(1)	19:08.231(1) 8:36.713(1)	29:49.288(1) 10:41.057(2)	<b>38:32.645(1)</b> 8:43.357(2)	+0.000
2	24	GAMPER Patrick Manfred	AUT	10:40.445(4)	19:26.395(3) 8:45.950(4)	30:09.662(3) 10:43.267(3)	<b>38:50.508(2)</b> 8:40.846(1)	+17.863
3	112	CABOT Jeremy	FRA	10:42.012(5)	19:24.058(2) 8:42.046(2)	30:04.778(2) 10:40.720(1)	<b>38:53.798(3)</b> 8:49.020(3)	+21.153
4	26	WILDAUER Markus	AUT	10:34.221(2)	19:29.371(4) 8:55.150(6)	30:14.445(4) 10:45.074(4)	<b>39:05.418(4)</b> 8:50.973(5)	+32.773
5	181	DUIUNOV Vladislav	RUS	10:52.078(10)	19:35.668(5) 8:43.590(3)	30:25.508(5) 10:49.840(5)	<b>39:16.051(5)</b> 8:50.543(4)	+43.406
6	161	BANASZEK Alan	POL	10:46.166(6)	19:36.169(6) 8:50.003(5)	30:37.856(6) 11:01.687(7)	<b>39:33.143(6)</b> 8:55.287(7)	+1:00.498
7	55	PRADO Magno	BRA	10:37.965(3)	19:38.502(7) 9:00.537(9)	30:39.675(7) 11:01.173(6)	<b>39:34.665(7)</b> 8:54.990(6)	+1:02.020
8	126	BEHNAM Ariyan	IRI	10:56.450(13)	19:54.243(9) 8:57.793(7)	31:03.930(8) 11:09.687(11)	<b>40:08.443(8)</b> 9:04.513(8)	+1:35.798
9	54	GOHR Andre	BRA	11:03.195(16)	20:02.132(13) 8:58.937(8)	31:05.399(9) 11:03.267(8)	<b>40:13.222(9)</b> 9:07.823(9)	+1:40.577
10	2	HALLER Patrick Joerg	GER	10:46.445(7)	19:53.515(8) 9:07.070(11)	31:10.611(10) 11:17.096(15)	<b>40:23.165(10)</b> 9:12.554(12)	+1:50.520
11	102	DRISCOLL Alexander	USA	10:59.357(14)	20:08.870(15) 9:09.513(13)	31:16.727(12) 11:07.857(10)	<b>40:25.797(11)</b> 9:09.070(10)	+1:53.152
12	46	van NYEN Hans	BEL	10:55.868(12)	19:59.965(10) 9:04.097(10)	31:15.678(11) 11:15.713(12)	<b>40:27.658(12)</b> 9:11.980(11)	+1:55.013
13	3	HOLLMANN Juri Peter Julius	GER	10:47.838(8)	20:04.068(14) 9:16.230(15)	31:27.675(15) 11:23.607(18)	<b>40:41.181(13)</b> 9:13.506(13)	+2:08.536
14	114	GUICHARD Mickael	FRA	10:48.626(9)	20:02.056(12) 9:13.430(14)	31:17.839(14) 11:15.783(13)	<b>40:41.436(14)</b> 9:23.597(17)	+2:08.791
15	165	SLAWEK Damian	POL	10:53.051(11)	20:01.404(11) 9:08.353(12)	31:17.774(13) 11:16.370(14)	<b>40:42.644(15)</b> 9:24.870(18)	+2:09.999
16	201	HORVAT Ziga	SLO	11:10.066(21)	20:33.736(21) 9:23.670(21)	31:41.069(16) 11:07.333(9)	<b>40:57.262(16)</b> 9:16.193(14)	+2:24.617
17	202	KATRASNIK Gasper	SLO	11:13.362(22)	20:31.299(19) 9:17.937(17)	31:50.632(18) 11:19.333(16)	<b>41:13.029(17)</b> 9:22.397(16)	+2:40.384
18	144	TUULKHANGAI Tuguldur	MGL	11:09.375(19)	20:29.665(18) 9:20.290(19)	31:54.292(19) 11:24.627(19)	<b>41:13.055(18)</b> 9:18.763(15)	+2:40.410
19	141	BATSAIKHAN Tegshbayar	MGL	11:00.548(15)	20:20.428(16) 9:19.880(18)	31:43.562(17) 11:23.134(17)	<b>41:14.705(19)</b> 9:31.143(20)	+2:42.060
20	151	KOORN Jacobus Leonardus Theodorus	NED	11:09.127(18)	20:25.730(17) 9:16.603(16)	31:58.497(20) 11:32.767(20)	<b>41:27.587(20)</b> 9:29.090(19)	+2:54.942
21	131	ANSONS Kristers	LAT	11:09.498(20)	20:38.778(22) 9:29.280(23)	32:14.571(22) 11:35.793(21)	<b>41:47.835(21)</b> 9:33.264(21)	+3:15.190
22	134	VOSEKALNS Andris	LAT	11:08.511(17)	20:32.754(20) 9:24.243(22)	32:13.674(21) 11:40.920(22)	<b>41:57.311(22)</b> 9:43.637(25)	+3:24.666
23	106	ZAVISLAN Stefan	USA	11:21.314(25)	20:43.547(23) 9:22.233(20)	32:25.384(23) 11:41.837(24)	<b>41:58.954(23)</b> 9:33.570(22)	+3:26.309
24	73	CHOI Jaewoong	KOR	11:24.499(26)	20:54.802(24) 9:30.303(24)	32:46.296(25) 11:51.494(27)	<b>42:25.689(24)</b> 9:39.393(24)	+3:53.044
25	91	MANSILLA MENENDEZ Luis Adriano	ESP	11:24.858(27)	21:05.378(27) 9:40.520(26)	32:52.328(26) 11:46.950(26)	<b>42:27.395(25)</b> 9:35.067(23)	+3:54.750
26	122	HAMED Ebadi	IRI	11:20.500(24)	21:02.660(26) 9:42.160(27)	32:43.713(24) 11:41.053(23)	<b>42:35.630(26)</b> 9:51.917(28)	+4:02.985

## Results 成绩公告

As of SAT 19 OCT 2019

Race distance: 31.9km

Rank	Race Number	Name	Nation Code	Split 1 at 8.0km	Split 2 at 16.0km	Split 3 at 23.9km	Final Time	Time Behind
27	153	NISSEN Luuk	NED	11:27.213(28)	21:10.627(28) 9:43.414(28)	32:57.090(27) 11:46.463(25)	<b>42:44.330(27)</b> 9:47.240(26)	+4:11.685
28	62	MENDOZA SANCHEZ Miguel Andres	COL	11:15.144(23)	20:59.690(25) 9:44.546(29)	33:01.484(28) 12:01.794(29)	<b>43:06.230(28)</b> 10:04.746(32)	+4:33.585
29	74	JUNG Hajeon	KOR	11:43.407(30)	21:32.167(30) 9:48.760(30)	33:24.957(29) 11:52.790(28)	<b>43:12.390(29)</b> 9:47.433(27)	+4:39.745
30	32	JAWAD Mansoor	BRN	11:39.214(29)	21:18.668(29) 9:39.454(25)	33:34.331(30) 12:15.663(31)	<b>43:33.474(30)</b> 9:59.143(31)	+5:00.829
31	172	AL KHATER Abdulla Ahmad M F	QAT	12:16.801(35)	22:18.651(34) 10:01.850(32)	34:26.974(32) 12:08.323(30)	<b>44:25.944(31)</b> 9:58.970(30)	+5:53.299
32	35	MADAN Ahmed	BRN	11:50.959(31)	21:57.139(31) 10:06.180(33)	34:19.072(31) 12:21.933(32)	<b>44:32.919(32)</b> 10:13.847(33)	+6:00.274
33	191	DŽALAJ Karol	SVK	12:13.310(34)	22:11.777(32) 9:58.467(31)	34:43.297(34) 12:31.520(34)	<b>44:40.933(33)</b> 9:57.636(29)	+6:08.288
34	12	ALIBRAHIM Nasser Ahmed N	KSA	12:09.900(32)	22:17.336(33) 10:07.436(34)	34:42.803(33) 12:25.467(33)	<b>45:00.980(34)</b> 10:18.177(34)	+6:28.335
35	173	AL KHATER Fadhel Mubarak J M	QAT				<b>45:13.124(35)</b>	+6:40.479
36	213	WEERASINGHE DUWAGE P.S.W.	SRI	12:23.572(37)	22:54.486(37) 10:30.914(37)	35:30.962(37) 12:36.476(36)	<b>46:00.152(36)</b> 10:29.190(35)	+7:27.507
37	231	SHI Kejun	CHN	12:17.077(36)	22:39.073(35) 10:21.996(35)	35:24.493(35) 12:45.420(37)	<b>46:07.437(37)</b> 10:42.944(37)	+7:34.792
38	212	WARNAKULASOORIYA W.D.B.	SRI	12:34.677(38)	23:03.837(38) 10:29.160(36)	35:37.227(38) 12:33.390(35)	<b>46:13.087(38)</b> 10:35.860(36)	+7:40.442
39	221	FAJARDO Edgard	VEN	12:10.077(33)	22:42.774(36) 10:32.697(38)	35:29.157(36) 12:46.383(38)	<b>46:33.864(39)</b> 11:04.707(39)	+8:01.219
40	222	HERRERA Jose	VEN	12:48.838(40)	23:45.762(39) 10:56.924(39)	37:15.218(39) 13:29.456(39)	<b>48:22.142(40)</b> 11:06.924(40)	+9:49.497
41	13	ALMUTAIRI Sultan Nayyaf	KSA	12:46.143(39)	23:51.420(40) 11:05.277(40)	37:26.000(40) 13:34.580(40)	<b>48:30.660(41)</b> 11:04.660(38)	+9:58.015
	83	STALYN ELOY Carlosama Fuentes	ECU				<b>DNS</b>	

Average Speed	Race Configuration		Total Race Distance
	Laps		
49.657km/h	2 x 15.95km		31.9km

Participants					Weather	Temperature (°C)
Entries / Nations	Ranked	DNF	DSQ	DNS		
42 / 24	41	0	0	1	Clear sky	10 - 25

Legend:  
DNS Did Not Start

## Results 成绩公告

As of MON 21 OCT 2019

Race distance: 127.6km

Rank	Race Number	Name	Nation Code	Final Time	Time Behind
1	2	HALLER Patrick Joerg	GER	2:42:45	+0
2	134	VOSEKALNS Andris	LAT	2:42:47	+2
3	111	BODIOT Alexis	FRA	2:42:48	+3
4	112	CABOT Jeremy	FRA	"	"
5	3	HOLLMANN Juri Peter Julius	GER	"	"
6	45	SCHUERMANS Jens	BEL	"	"
7	183	FROLOV Igor	RUS	"	"
8	24	GAMPER Patrick Manfred	AUT	"	"
9	131	ANSONS Kristers	LAT	"	"
10	141	BATSAIKHAN Tegshbayar	MGL	"	"
11	103	HOLT Ian	USA	"	"
12	132	PELCERS Kristaps	LAT	"	"
13	184	KAZANOV Evgenii	RUS	2:42:52	+7
14	116	YSSAAD Yannis	FRA	2:42:53	+8
15	23	GAMPER Florian	AUT	"	"
16	202	KATRASNIK Gasper	SLO	"	"
17	161	BANASZEK Alan	POL	"	"
18	51	ANDRIATO Rafael	BRA	"	"
19	6	VOGEL Kevin Andreas Eckhard	GER	"	"
20	72	CHA Dongheon	KOR	"	"
21	142	SAINBAYAR Jambaljamts	MGL	"	"
22	42	DECOUTTERE Jonas	BEL	"	"
23	162	JANISZEWSKI Sylwester	POL	"	"
24	186	VOROBYEV Anton	RUS	"	"
25	152	MARTENS Jeroen	NED	"	"
26	181	DUIUNOV Vladislav	RUS	"	"
27	153	NISSEN Luuk	NED	"	"
28	165	SLAWEK Damian	POL	"	"
29	43	JOS Buysse	BEL	"	"
30	26	WILDAUER Markus	AUT	"	"
31	163	KONWA Marek	POL	"	"
32	44	OUDERMANS Ben	BEL	"	"
33	101	BUERMAN Ryan	USA	"	"
34	182	FOKIN Mikhail	RUS	"	"



## Results 成绩公告

As of MON 21 OCT 2019

Race distance: 127.6km

Rank	Race Number	Name	Nation Code	Final Time	Time Behind
35	114	GUICHARD Mickael	FRA	"	"
36	76	KIM Okcheol	KOR	"	"
37	34	KHALEFA Yahiaaldin	BRN	"	"
38	91	MANSILLA MENENDEZ Luis Adriano	ESP	"	"
39	126	BEHNAM Ariyan	IRI	"	"
40	41	de DONCKER Balder	BEL	"	"
41	102	DRISCOLL Alexander	USA	"	"
42	133	SERGIS Kaspars	LAT	"	"
43	185	STEPANOV Andrei	RUS	"	"
44	115	VANOVERSCHELDE Quentin	FRA	"	"
45	144	TUULKHANGAI Tuguldur	MGL	"	"
46	104	MANDERFELD Tristan	USA	"	"
47	123	MOUSAZADEH JABDARAGHI Aliasghar	IRI	"	"
48	25	JENNEWEIN Sandro	AUT	"	"
49	83	STALYN ELOY Carlosama Fuentes	ECU	"	"
50	151	KOORN Jacobus Leonardus Theodorus	NED	"	"
51	154	van EIS Fabian	NED	"	"
52	105	SHALEKBRISKI John	USA	"	"
53	21	BRKIC Benjamin	AUT	"	"
54	5	MUELLER Alexander	GER	"	"
55	231	SHI Kejun	CHN	"	"
56	1	BOMMEL Henning	GER	"	"
57	175	ALSAADI Bilal Haitham A	QAT	"	"
58	113	CAVAGNA Simon	FRA	"	"
59	164	PSZCZOLARSKI Wojciech	POL	"	"
60	125	POURHASHEMI Hamid	IRI	"	"
61	4	KIRSTEN Sven	GER	"	"
62	32	JAWAD Mansoor	BRN	"	"
63	71	AN Jaeyong	KOR	"	"
64	106	ZAVISLAN Stefan	USA	"	"
65	52	EGIDIO Cristian	BRA	"	"
66	54	GOHR Andre	BRA	2:43:06	+21
67	201	HORVAT Ziga	SLO	2:43:40	+55
68	46	van NYEN Hans	BEL	2:43:53	+1:08



## Results 成绩公告

As of MON 21 OCT 2019

Race distance: 127.6km

Rank	Race Number	Name	Nation Code	Final Time	Time Behind
69	166	TEKLINSKI Adrian	POL	2:44:10	+1:25
70	81	GUZMAN PASPUEL Nestor Andres	ECU	2:46:40	+3:55
71	74	JUNG Hajeon	KOR	2:48:44	+5:59
72	62	MENDOZA SANCHEZ Miguel Andres	COL	2:49:45	+7:00
73	122	HAMED Ebadi	IRI	2:57:08	+14:23
74	171	ABDULJANAN Khaleel Alrehman	QAT	"	"
75	53	FINKLER Leonardo	BRA	3:00:14	+17:29
76	35	MADAN Ahmed	BRN	3:04:37	+21:52
77	82	LUIS FABRICIO Avila Fuentes	ECU	"	"
78	213	WEERASINGHE DUWAGE P.S.W.	SRI	"	"
79	143	SUGARMAA Ayush Ochir	MGL	"	"
80	212	WARNAKULASOORIYA W.D.B.	SRI	"	"
81	221	FAJARDO Edgard	VEN	"	"
	222	HERRERA Jose	VEN	DNF	
	36	NASER Ahmed	BRN	DNF	
	55	PRADO Magno	BRA	DNF	
	172	AL KHATER Abdulla Ahmad M F	QAT	DNF	
	33	KADHEM Abdulla	BRN	DNF	
	121	ALIZADEH CHAKHERLOU Jafar	IRI	DNF	
	12	ALIBRAHIM Nasser Ahmed N	KSA	DNF	
	16	BIN FAYIZ Abdullah	KSA	DNF	
	173	AL KHATER Fadhel Mubarak J M	QAT	DNF	
	14	ALRAJHI Meshal Alhussain	KSA	DNF	
	13	ALMUTAIRI Sultan Nayyaf	KSA	DNF	
	211	GONAGALAGE Janaka Hemantha Kumara	SRI	DNF	
	176	JARBOUA Abdelrahman Selem G A	QAT	DNF	
	73	CHOI Jaewoong	KOR	DNF	
	75	KIM Jiho	KOR	DNF	
	15	ALTAMIMI Raed Abdullah	KSA	DNF	
	11	ALAMRI Abdulhadi Saleh H	KSA	DNF	
	223	ROA Romny	VEN	DNF	
	174	ALFARIZI Muhammad Farhan	QAT	DNF	
	31	AYOOB Isa	BRN	DNF	
	124	GHELICHI Mosareza	IRI	DNF	



WUHAN 2019  
7th CISM Military World Games

East Lake Greenway Road Cycling Venue  
东湖绿道公路自行车场地

MON 21 OCT 2019  
Start Time 9:30

Cycling  
自行车  
Individual Road Race Men  
男子公路个人  
Final  
决赛



## Results 成绩公告

As of MON 21 OCT 2019

Average Speed	Race Configuration	Total Race Distance
	Laps	
47.041km/h	8 x 15.95km	127.6km

Participants						Weather	Temperature (°C)
Entries / Nations	Ranked	OTL	DNF	DSQ	DNS		
102 / 23	81	0	21	0	0	Clear sky	12 - 26

**Legend:**

**DNF** Did Not Finish

**Results (Team)**  
成绩公告 (团体)

As of MON 21 OCT 2019

Rank	Nation Code	Race Number	Name	Final Time	Time Behind
1	LAT	134	VOSEKALNS Andris	2:42:47	+2
		131	ANSONS Kristers	2:42:48	+3
		132	PELCERS Kristaps	2:42:48	+3
		133	SERGIS Kaspars	2:42:53	+8
<b>Total:</b>				<b>10:51:16</b>	
2	GER	2	HALLER Patrick Joerg	2:42:45	
		3	HOLLMANN Juri Peter Julius	2:42:48	+3
		6	VOGEL Kevin Andreas Eckhard	2:42:53	+8
		5	MUELLER Alexander	2:42:53	+8
		1	BOMMEL Henning	2:42:53	+8
		4	KIRSTEN Sven	2:42:53	+8
<b>Total:</b>				<b>10:51:19</b>	<b>+3</b>
3	FRA	111	BODIOT Alexis	2:42:48	+3
		112	CABOT Jeremy	2:42:48	+3
		116	YSSAAD Yannis	2:42:53	+8
		114	GUICHARD Mickael	2:42:53	+8
		115	VANOVERSCHELDE Quentin	2:42:53	+8
		113	CAVAGNA Simon	2:42:53	+8
<b>Total:</b>				<b>10:51:22</b>	<b>+6</b>
4	RUS	183	FROLOV Igor	2:42:48	+3
		184	KAZANOV Evgenii	2:42:52	+7
		186	VOROBYEV Anton	2:42:53	+8
		181	DUIUNOV Vladislav	2:42:53	+8
		182	FOKIN Mikhail	2:42:53	+8
		185	STEPANOV Andrei	2:42:53	+8
<b>Total:</b>				<b>10:51:26</b>	<b>+10</b>





## Results (Team)

### 成绩公告 (团体)

As of MON 21 OCT 2019

Rank	Nation Code	Race Number	Name	Final Time	Time Behind
5	BEL	45	SCHUERMANS Jens	2:42:48	+3
		42	DECOUTTERE Jonas	2:42:53	+8
		43	JOS Buysse	2:42:53	+8
		44	OUDERMANS Ben	2:42:53	+8
		41	de DONCKER Balder	2:42:53	+8
		46	van NYEN Hans	2:43:53	+1:08
			<b>Total:</b>		<b>10:51:27</b>
6	AUT	24	GAMPER Patrick Manfred	2:42:48	+3
		23	GAMPER Florian	2:42:53	+8
		26	WILDAUER Markus	2:42:53	+8
		25	JENNEWEIN Sandro	2:42:53	+8
		21	BRKIC Benjamin	2:42:53	+8
	<b>Total:</b>		<b>10:51:27</b>	<b>+11</b>	
7	USA	103	HOLT Ian	2:42:48	+3
		101	BUERMAN Ryan	2:42:53	+8
		102	DRISCOLL Alexander	2:42:53	+8
		104	MANDERFELD Tristan	2:42:53	+8
		105	SHALEKBRISKI John	2:42:53	+8
		106	ZAVISLAN Stefan	2:42:53	+8
	<b>Total:</b>		<b>10:51:27</b>	<b>+11</b>	
8	POL	161	BANASZEK Alan	2:42:53	+8
		162	JANISZEWSKI Sylwester	2:42:53	+8
		165	SLAWEK Damian	2:42:53	+8
		163	KONWA Marek	2:42:53	+8
		164	PSZCZOLARSKI Wojciech	2:42:53	+8
		166	TEKLINSKI Adrian	2:44:10	+1:25
	<b>Total:</b>		<b>10:51:32</b>	<b>+16</b>	
9	NED	152	MARTENS Jeroen	2:42:53	+8
		153	NISSEN Luuk	2:42:53	+8
		151	KOORN Jacobus Leonardus Theodorus	2:42:53	+8
		154	van EIS Fabian	2:42:53	+8
	<b>Total:</b>		<b>10:51:32</b>	<b>+16</b>	



## Results (Team)

### 成绩公告 (团体)

As of MON 21 OCT 2019

Rank	Nation Code	Race Number	Name	Final Time	Time Behind
10	KOR	72	CHA Dongheon	2:42:53	+8
		76	KIM Okcheol	2:42:53	+8
		71	AN Jaeyong	2:42:53	+8
		74	JUNG Hajeon	2:48:44	+5:59
		73	CHOI Jaewoong	DNF	
		75	KIM Jiho	DNF	
		<b>Total:</b>			<b>10:57:23</b>
11	IRI	126	BEHNAM Ariyan	2:42:53	+8
		123	MOUSAZADEH JABDARAGHI Aliasghar	2:42:53	+8
		125	POURHASHEMI Hamid	2:42:53	+8
		122	HAMED Ebadi	2:57:08	+14:23
		121	ALIZADEH CHAKHERLOU Jafar	DNF	
		124	GHELICHI Mosareza	DNF	
		<b>Total:</b>			<b>11:05:47</b>
12	BRA	51	ANDRIATO Rafael	2:42:53	+8
		52	EGIDIO Cristian	2:42:53	+8
		54	GOHR Andre	2:43:06	+21
		53	FINKLER Leonardo	3:00:14	+17:29
		55	PRADO Magno	DNF	
<b>Total:</b>			<b>11:09:06</b>	<b>+17:50</b>	
13	MGL	141	BATSAIKHAN Tegshbayar	2:42:48	+3
		142	SAINBAYAR Jambaljamts	2:42:53	+8
		144	TUULKHANGAI Tuguldur	2:42:53	+8
		143	SUGARMAA Ayush Ochir	3:04:37	+21:52
<b>Total:</b>			<b>11:13:11</b>	<b>+21:55</b>	
14	BRN	34	KHALEFA Yahiaaldin	2:42:53	+8
		32	JAWAD Mansoor	2:42:53	+8
		35	MADAN Ahmed	3:04:37	+21:52
		36	NASER Ahmed	DNF	
		33	KADHEM Abdulla	DNF	
		31	AYOOB Isa	DNF	
<b>Total:</b>			<b>8:30:23</b>		



## Results (Team)

### 成绩公告 (团体)

As of MON 21 OCT 2019

Rank	Nation Code	Race Number	Name	Final Time	Time Behind
15	ECU	83	STALYN ELOY Carlosama Fuentes	2:42:53	+8
		81	GUZMAN PASPUEL Nestor Andres	2:46:40	+3:55
		82	LUIS FABRICIO Avila Fuentes	3:04:37	+21:52
<b>Total:</b>				<b>8:34:10</b>	
16	SLO	202	KATRASNIK Gasper	2:42:53	+8
		201	HORVAT Ziga	2:43:40	+55
<b>Total:</b>				<b>5:26:33</b>	
17	QAT	175	ALSAADI Bilal Haitham A	2:42:53	+8
		171	ABDULJANAN Khaleel Alrehman	2:57:08	+14:23
		172	AL KHATER Abdulla Ahmad M F	DNF	
		173	AL KHATER Fadhel Mubarak J M	DNF	
		176	JARBOUA Abdelrahman Selem G A	DNF	
		174	ALFARIZI Muhammad Farhan	DNF	
<b>Total:</b>				<b>5:40:01</b>	
18	SRI	213	WEERASINGHE DUWAGE P.S.W.	3:04:37	+21:52
		212	WARNAKULASOORIYA W.D.B.	3:04:37	+21:52
		211	GONAGALAGE Janaka Hemantha Kumara	DNF	
<b>Total:</b>				<b>6:09:14</b>	
19	ESP	91	MANSILLA MENENDEZ Luis Adriano	2:42:53	+8
<b>Total:</b>				<b>2:42:53</b>	
20	CHN	231	SHI Kejun	2:42:53	+8
<b>Total:</b>				<b>2:42:53</b>	
21	COL	62	MENDOZA SANCHEZ Miguel Andres	2:49:45	+7:00
<b>Total:</b>				<b>2:49:45</b>	
22	VEN	221	FAJARDO Edgard	3:04:37	+21:52
		222	HERRERA Jose	DNF	
		223	ROA Romny	DNF	
<b>Total:</b>				<b>3:04:37</b>	



## Results (Team)

### 成绩公告 (团体)

As of MON 21 OCT 2019

Rank	Nation Code	Race Number	Name	Final Time	Time Behind
	KSA	12	ALIBRAHIM Nasser Ahmed N	DNF	
		16	BIN FAYIZ Abdullah	DNF	
		14	ALRAJHI Meshal Alhussain	DNF	
		13	ALMUTAIRI Sultan Nayyaf	DNF	
		15	ALTAMIMI Raed Abdullah	DNF	
		11	ALAMRI Abdulhadi Saleh H	DNF	

Total:

Entries / Nations	Race Configuration	Total Race Distance
	Laps	
102 / 23	8 x 15.95km	127.6km

Participants						Weather	Temperature (°C)
Entries / Nations	Ranked	OTL	DNF	DSQ	DNS		
102 / 23	81	0	21	0	0	Clear sky	12 - 26

## Results 成绩公告

As of SAT 19 OCT 2019

Race distance: 15.95km

Rank	Race Number	Name	Nation Code	Split 1 at 8.0km	Final Time	Time Behind
1	111	ERAUD Severine	FRA	11:37.428(1)	<b>21:23.278(1)</b> 9:45.850(2)	+0.000
2	113	LABOUS Juliette	FRA	11:42.608(2)	<b>21:23.315(2)</b> 9:40.707(1)	+0.037
3	231	LIANG Hongyu	CHN	11:45.368(3)	<b>21:45.747(3)</b> 10:00.379(4)	+22.469
4	2	PALLER Tatjana Maria	GER	11:56.410(5)	<b>21:50.337(4)</b> 9:53.927(3)	+27.059
5	53	POLEGATCH Ana Paula	BRA	11:53.418(4)	<b>21:54.143(5)</b> 10:00.725(5)	+30.865
6	181	OSHURKOVA Elizaveta	RUS	11:57.689(6)	<b>22:06.256(6)</b> 10:08.567(10)	+42.978
7	3	SUESSEMILCH Laura	GER	12:00.372(7)	<b>22:07.269(7)</b> 10:06.897(9)	+43.991
8	183	TCYMBALIUK Ksenia	RUS	12:07.172(8)	<b>22:08.406(8)</b> 10:01.234(6)	+45.128
9	164	SKALNIAK Agnieszka	POL	12:10.813(10)	<b>22:14.843(9)</b> 10:04.030(7)	+51.565
10	103	GILES Kathleen	USA	12:16.504(11)	<b>22:20.626(10)</b> 10:04.122(8)	+57.348
11	163	PAWLOWSKA Katarzyna	POL	12:10.573(9)	<b>22:21.021(11)</b> 10:10.448(11)	+57.743
12	152	VERHAGEN Alicja Zanetta	NED	12:31.193(13)	<b>22:59.442(12)</b> 10:28.249(12)	+1:36.164
13	234	ZHAO Xisha	CHN	12:24.927(12)	<b>23:02.176(13)</b> 10:37.249(14)	+1:38.898
14	52	PAPARELLA Flavia	BRA	12:35.139(14)	<b>23:09.424(14)</b> 10:34.285(13)	+1:46.146
15	141	TSERENLKHAM Solongo	MGL	12:49.361(16)	<b>23:33.411(15)</b> 10:44.050(16)	+2:10.133
16	153	ZUIDDAM Boudewina	NED	12:44.738(15)	<b>23:46.147(16)</b> 11:01.409(17)	+2:22.869
17	104	TALLENT Melissa	USA	13:23.074(18)	<b>24:03.986(17)</b> 10:40.912(15)	+2:40.708
18	61	BOTIA CHACON Paola Tatiana	COL	13:15.062(17)	<b>24:31.857(18)</b> 11:16.795(18)	+3:08.579

Average Speed	Race Configuration		Total Race Distance
	Laps		
44.745km/h	1 x 15.95km		15.95km

Participants					Weather	Temperature (°C)
Entries / Nations	Ranked	DNF	DSQ	DNS		
18 / 10	18	0	0	0	Clear sky	10 - 25

## Results 成绩公告

As of SUN 20 OCT 2019

Race distance: 79.75km

Rank	Race Number	Name	Nation Code	Final Time	Time Behind
1	234	ZHAO Xisha	CHN	2:02:53	+0
2	163	PAWLOWSKA Katarzyna	POL	"	"
3	112	JEULAND Pascale	FRA	"	"
4	232	PU Yixian	CHN	"	"
5	233	SUN Jiajun	CHN	"	"
6	41	HANNES Kaat	BEL	"	"
7	181	OSHURKOVA Elizaveta	RUS	"	"
8	1	KASPER Romy	GER	"	"
9	51	DANIELA Lionco	BRA	"	"
10	164	SKALNIAK Agnieszka	POL	"	"
11	54	RODRIGUES Wellyda	BRA	"	"
12	3	SUESSEMILCH Laura	GER	"	"
13	231	LIANG Hongyu	CHN	"	"
14	162	KACZKOWSKA Justyna	POL	"	"
15	141	TSERENLKHAM Solongo	MGL	"	"
16	52	PAPARELLA Flavia	BRA	"	"
17	111	ERAUD Severine	FRA	"	"
18	151	de JONG Liena	NED	"	"
19	153	ZUIDDAM Boudewina	NED	"	"
20	61	BOTIA CHACON Paola Tatiana	COL	"	"
21	152	VERHAGEN Alicja Zanetta	NED	"	"
22	102	GAFFNEY Shannon	USA	"	"
23	113	LABOUS Juliette	FRA	"	"
24	104	TALLEN Melissa	USA	"	"
25	53	POLEGATCH Ana Paula	BRA	"	"
26	103	GILES Kathleen	USA	"	"
27	183	TCYMBALIUK Ksenia	RUS	"	"
28	2	PALLER Tatjana Maria	GER	"	"
29	161	JASINSKA Edyta	POL	2:06:42	+3:49
30	101	BENASSI Maatje	USA	"	"
	182	STUDENIKINA Natalia	RUS	DNF	

Average Speed	Race Configuration		Total Race Distance
	Laps		
38.939km/h	5 x 15.95km		79.75km



WUHAN 2019  
7th CISM Military World Games

East Lake Greenway Road Cycling Venue  
东湖绿道公路自行车场地

SUN 20 OCT 2019  
Start Time 9:30

Cycling  
自行车  
Individual Road Race Women  
女子公路个人  
Final  
决赛



## Results 成绩公告

As of SUN 20 OCT 2019

Participants						Weather	Temperature (°C)
Entries / Nations	Ranked	OTL	DNF	DSQ	DNS		
31 / 11	30	0	1	0	0	Clear sky	12 - 26

**Legend:**

**DNF** Did Not Finish



## Results (Team)

### 成绩公告 (团体)

As of SUN 20 OCT 2019

Rank	Nation Code	Race Number	Name	Final Time	Time Behind
1	CHN	234	ZHAO Xisha	2:02:53	
		232	PU Yixian	2:02:53	
		233	SUN Jiajun	2:02:53	
		231	LIANG Hongyu	2:02:53	
			<b>Total:</b>	<b>4:05:46</b>	
2	POL	163	PAWLOWSKA Katarzyna	2:02:53	
		164	SKALNIAK Agnieszka	2:02:53	
		162	KACZKOWSKA Justyna	2:02:53	
		161	JASINSKA Edyta	2:06:42	+3:49
			<b>Total:</b>	<b>4:05:46</b>	
3	FRA	112	JEULAND Pascale	2:02:53	
		111	ERAUD Severine	2:02:53	
		113	LABOUS Juliette	2:02:53	
			<b>Total:</b>	<b>4:05:46</b>	
4	GER	1	KASPER Romy	2:02:53	
		3	SUESSEMILCH Laura	2:02:53	
		2	PALLER Tatjana Maria	2:02:53	
			<b>Total:</b>	<b>4:05:46</b>	
5	BRA	51	DANIELA Lionco	2:02:53	
		54	RODRIGUES Wellyda	2:02:53	
		52	PAPARELLA Flavia	2:02:53	
		53	POLEGATCH Ana Paula	2:02:53	
			<b>Total:</b>	<b>4:05:46</b>	
6	RUS	181	OSHURKOVA Elizaveta	2:02:53	
		183	TCYMBALIUK Ksenia	2:02:53	
		182	STUDENIKINA Natalia	DNF	
			<b>Total:</b>	<b>4:05:46</b>	
7	NED	151	de JONG Liena	2:02:53	
		153	ZUIDDAM Boudewina	2:02:53	
		152	VERHAGEN Alicja Zanetta	2:02:53	
			<b>Total:</b>	<b>4:05:46</b>	





**Results (Team)**  
成绩公告 (团体)

As of SUN 20 OCT 2019

Rank	Nation Code	Race Number	Name	Final Time	Time Behind
8	USA	102	GAFFNEY Shannon	2:02:53	
		104	TALLENT Melissa	2:02:53	
		103	GILES Kathleen	2:02:53	
		101	BENASSI Maatje	2:06:42	+3:49
			<b>Total:</b>	<b>4:05:46</b>	
9	BEL	41	HANNES Kaat	2:02:53	
					<b>Total:</b>
10	MGL	141	TSERENLKHAM Solongo	2:02:53	
					<b>Total:</b>
11	COL	61	BOTIA CHACON Paola Tatiana	2:02:53	
					<b>Total:</b>

Entries / Nations	Race Configuration	Total Race Distance
	Laps	
31 / 11	5 x 15.95km	79.75km

Participants						Weather	Temperature (°C)
Entries / Nations	Ranked	OTL	DNF	DSQ	DNS		
31 / 11	30	0	1	0	0	Clear sky	12 - 26

## Medallists by Event

奖牌获得者(按项目排列)

As of MON 21 OCT 2019 at 17:12

Event	Date	Medal	Name	Nation
Jumping Individual	MON 21 OCT	GOLD	BIANCHI Emanuele Massimiliano	ITA
		SILVER	GOGGIA Claudio	BRA
		BRONZE	MAO Lixin	CHN
Jumping Team		GOLD	ATOIAN Mikhail	RUS
			TERENTEV Evgenii	
			SHCHERBAKOVA Anastasiia	
		SILVER	NOGARA Stefano	ITA
			BIANCHI Emanuele Massimiliano	
			MARTINI di CIGALA Filippo	
BRONZE	COURTAT Benjamin	FRA		
	le GRIX de la Salle			
	HARDY Chloe			

## Results Summary 成绩总览

Rank	Nation	Horse No	Rider	Horse	Competition 1			Competition 2			Competition 3						Total Points	
					Time	Rank	Points	Score	Rank	Points	Round1		Round2		Total Pen.	Total Rank		Points
											Pen.	Rank	Pen.	Rank				
1	ITA	68	BIANCHI Emanuele Massimiliano	MATCHO VAN D'ABDIJHOEVE	62.75	4	53	65	8	49	4	19	0	3	4	9	48	150
2	BRA	39	GOGGIA Claudio	LOUTON	63.78	6	51	65	7	50	0	1	4	19	4	11	46	147
3	CHN	67	MAO Lixin	VEERLE	69.01	19	38	65	4	53	0	1	0	5	0	2	55	146
4	LUX	62	EWEN Marcel	JUMBO	70.07	22	35	65	6	51	0	1	0	4	0	1	57	143
5	ESP	19	ALMANSA AGUILAR Francisco Jose	BERRUBY	63.86	7	50	65	9	48	0	1	4	20	4	12	45	143
6	SYR	4	ALSHEHAB Humam	Smack DE KENS	62.50	3	54	65	11	46	4	19	4	17	8	16	41	141
7	NED	10	van den HOF Gerhard	LILI 2	71.20	27	30	65	1	57	1	17	0	15	1	7	50	137
8	RUS	49	TERENTEV Evgenii	KWIKSTAR DE KALVARIE	63.40	5	52	65	2	55	4	19	8	33	12	27	30	137
9	RUS	8	ATOIAN Mikhail	LUMUMBA 15	68.19	17	40	65	5	52	4	19	0	12	4	13	44	136
10	KUW	15	ALKHEBIZI Khaled	DOUBLE BENT	67.46	15	42	65	14	43	0	1	4	16	4	8	49	134
11	ITA	45	MARTINI di CIGALA Filippo	LANCELOT VANF HEIKE	58.69	1	57	65	3	54	4	19	12	42	16	34	23	134
12	UZB	3	NAZAROV Gayrat	king off star	68.03	16	41	65	16	41	0	1	4	24	4	14	43	125
13	FRA	36	HARDY Chloe	COLDPLAY	66.49	13	44	65	10	47	0	1	8	36	8	23	34	125
14	ECU	23	JORGE LEONARDO Aguilar Tuarez	vendome DU PHAEF	67.12	14	43	65	15	42	8	34	0	8	8	19	38	123
15	RUS	22	SHCHERBAKOVA Anastasiia	Julie	64.72	8	49	47	39	18	0	1	0	6	0	3	54	121
16	GER	40	STREHMEL Laura	TARJINA DE SIENNE	69.21	20	37	65	24	33	1	17	0	14	1	6	51	121
17	FRA	61	le GRIX de la Salle	Kende	68.71	18	39	61	30	27	0	1	0	9	0	4	53	119
18	FRA	14	COURTAT Benjamin	C JAY	70.18	23	34	65	12	45	0	1	8	35	8	22	35	114
19	QAT	7	ALEMADI Salman Mohammed A S	Cuneo 2	66.23	12	45	65	22	35	4	19	4	23	8	24	33	113
20	CHI	20	VILLARROEL Carlos	Chirack	70.42	24	33	65	20	37	0	1	8	31	8	18	39	109
21	CHI	47	ARRIAGADA Victor	DILIGENCE DE	65.21	11	46	65	18	39	0	1	16	45	16	38	19	104
22	THA	1	KHAWNGAM Supap	Little D	64.72	8	49	65	13	44	EL		0	13	EL		6	99
23	BRN	55	MADA Saber	ELIMARIA	83.92	42	15	65	23	34	4	19	0	7	4	10	47	96
24	ECU	59	CRISTIAN FERNANDO Ruales Proano	LIVIUS VD BISSCHOP	78.06	37	20	65	26	31	0	1	4	28	4	15	42	93
25	NED	53	NABER Sander	URINCA Z	60.44	2	55	25	45	12	8	34	8	32	16	35	22	89
26	URU	63	SOSA BRUN Washington Leonardo	MAGNIFICO D'IVE Z	73.11	32	25	25	48	9	0	1	0	11	0	5	52	86
27	BRA	11	PACHECO Renato	DANE MARE	65.04	10	47	EL		-2	4	19	4	18	8	17	40	85
28	BRA	25	SANTOS Marcelo	CASSIS MURY MARAIS Z	69.58	21	36	50	38	19	8	34	4	25	12	29	28	83
29	POR	21	TEIXEIRA Francisco	continus	71.61	29	28	65	28	29	4	19	8	39	12	31	26	83
30	GER	28	WEBER Lara	EUREKT	72.23	30	27	65	21	36	4	19	12	44	16	37	20	83
31	ITA	35	NOGARA Stefano	VAL D'ISERE DHZ	70.84	25	32	65	25	32	12	41	8	40	20	40	17	81
32	QAT	42	JAHROMI Nasser Gassim Ghazali	GINTO D'HOOG POORT	73.76	33	24	50	37	20	8	34	0	10	8	21	36	80
33	UZB	27	KOMILOV Umidjon	GADNIMO Z	71.53	28	29	25	44	13	0	1	8	34	8	20	37	79
34	BRN	5	ALKHATARI Khaled	AL CAPONE	71.11	26	31	65	17	40	0	1	EL		EL		6	77
35	SYR	50	BADRAN Hany	FALCO	EL		4	65	19	38	7	32	4	22	11	26	31	73



## Results Summary

## 成绩总览

Rank	Nation	Horse No	Rider	Horse	Competition 1			Competition 2			Competition 3						Total Points	
					Time	Rank	Points	Score	Rank	Points	Round1		Round2		Total Pen.	Total Rank		Points
											Pen.	Rank	Pen.	Rank				
36	CHI	12	BITTNER Jaime	CERA	80.09	38	19	57	32	25	4	19	12	43	16	36	21	65
37	THA	24	KHUNJAN Preecha	Taloubet Star RAA	74.60	34	23	63	29	28	12	41	17	46	29	43	14	65
38	ESP	46	QUEIPO de LLANO ALVAREZ Juan	LIMA LDEVECD	80.12	39	18	54	35	22	16	43	4	27	20	39	18	58
39	ECU	26	LUIS BELTRAN Alvarez Castillo	JATLANTPARFLAM	EL		4	51	36	21	4	19	5	30	9	25	32	57
40	SYR	34	ALZEIN Saeir	KASPAROV DH	77.59	36	21	17	51	6	8	34	4	21	12	28	29	56
41	CHN	41	MENG Quanwei	CHAMPION	82.62	41	16	25	47	10	8	34	4	26	12	30	27	53
42	GER	56	HAEHNER Loren	JACORD M NO BLE	84.84	44	13	65	27	30	EL		EL				6	49
43	URU	32	ALVAREZ REDLICH Artigas Gregorio	GODEA S	76.05	35	22	23	50	7	16	43	8	41	24	41	16	45
44	ARG	52	ZONE Ignacio Jose	GOLD FEVER VANT HEIKE	85.16	45	12	46	40	17	9	40	20	47	29	42	15	44
45	BRN	31	MAKI Ahmed	ARAMIS DULEZO	84.58	43	14	14	53	4	7	32	8	38	15	33	24	42
46	CHN	60	TIAN Yu	A LOT LIKE LOVE	108.06	48	9	57	33	24	EL		4	29	EL		6	39
47	THA	30	SANHOM Somjai	QWINA V TOJOPEHOEVE Z	89.76	46	11	37	43	14	24	45	31	51	55	44	13	38
48	NEP	51	YADAV Om Prakash	LEVELVAN HET REIGERSHOF	105.00	47	10	41	41	16	32	46	36	52	68	46	11	37
49	URU	54	PIZZATTI ESTEVEZ Juan Paolo	BENJAMIN BUTTON	EL		4	57	31	26	EL		28	50	EL		6	36
50	QAT	17	AL RUMAIHI Mubarak Yousuf A S	PETROCELLI	EL		4	16	52	5	5	31	8	37	13	32	25	34
51	KUW	58	ALENEZI Ahmad	FRENCH KISS VNN DE THE	EL		4	55	34	23	EL		EL		EL		6	33
52	UZB	9	TURGUNBOEV Saidamirkhon	ZADINA	81.74	40	17	25	46	11	WD				WD		4	32
53	KUW	38	ALENEZI Abdulrahman	MR ARAM	72.50	31	26	EL		-2	EL		EL		EL		6	30
54	NEP	57	KHADKA Khil Dhoj	CAESARHH	EL		4	39	42	15	EL		25	49	EL		6	25
55	ESP	18	SUNEN OLIVAN Antonio	AS DI PICARDI	EL		4	9	54	3	32	46	24	48	56	45	12	19
56	NED	48	MOL Daphne	CEVIANO DH Z	EL		4	25	49	8	EL		0		EL		6	18

<b>Legend:</b>	<b>RT-Retired</b>	<b>WD-Withdrawn</b>	<b>EL-Eliminated</b>	<b>Pen.-Penalties</b>
----------------	-------------------	---------------------	----------------------	-----------------------



Results  
比赛成绩

Rank	Nation	Horse No.	Rider	Horse	Comp. 1 Points	Comp. 2 Points	Comp. 3 Points	Total Points	Team Points
<b>1</b>	<b>RUS - Russia</b>								<b>394</b>
		22	SHCHERBAKOVA Anastasiia	Julie	49	18	54	121	
		49	TERENTEV Evgenii	KWIKSTAR DE KALVARIE	52	55	30	137	
		8	ATOIAN Mikhail	LUMUMBA 15	40	52	44	136	
<b>2</b>	<b>ITA - Italy</b>								<b>365</b>
		45	MARTINI di CIGALA Filippo	LANCELOT VAN'F HEIKE	57	54	23	134	
		68	BIANCHI Emanuele Massimiliano	MATCHO VAN D'ABDIJHOEVE	53	49	48	150	
		35	NOGARA Stefano	VAL D'ISERE DHZ	32	32	17	81	
<b>3</b>	<b>FRA - France</b>								<b>358</b>
		61	le GRIX de la Salle	Kende	39	27	53	119	
		36	HARDY Chloe	COLDPLAY	44	47	34	125	
		14	COURTAT Benjamin	C JAY	34	45	35	114	
<b>4</b>	<b>BRA - Brazil</b>								<b>315</b>
		25	SANTOS Marcelo	CASSIS MURY MARAIS Z	36	19	28	83	
		11	PACHECO Renato	DANE MARE	47	-2	40	85	
		39	GOGGIA Claudio	LOUTON	51	50	46	147	
<b>5</b>	<b>CHI - Chile</b>								<b>278</b>
		12	BITTNER Jaime	CERA	19	25	21	65	
		47	ARRIAGADA Victor	DILIGENCE DE	46	39	19	104	
		20	VILLARROEL Carlos	Chirack	33	37	39	109	
<b>6</b>	<b>ECU - Ecuador</b>								<b>273</b>
		59	CRISTIAN FERNANDO Ruales Proano	LIVIUS VD BISSCHOP	20	31	42	93	
		23	JORGE LEONARDO Aguilar Tuarez	vendome DU PHAEF	43	42	38	123	
		26	LUIS BELTRAN Alvarez Castillo	JATLANTPARFLAM	4	21	32	57	
<b>7</b>	<b>SYR - Syria</b>								<b>270</b>
		4	ALSHEHAB Humam	Smack DE KENS	54	46	41	141	
		50	BADRAN Hany	FALCO	4	38	31	73	
		34	ALZEIN Saeir	KASPAROV DH	21	6	29	56	
<b>8</b>	<b>GER - Germany</b>								<b>253</b>
		28	WEBER Lara	EUREKT	27	36	20	83	
		56	HAEHNER Loren	JACORD M NO BLE	13	30	6	49	
		40	STREHMEL Laura	TARJINA DE SIENNE	37	33	51	121	
<b>9</b>	<b>NED - the Netherlands</b>								<b>244</b>
		10	van den HOF Gerhard	LILI 2	30	57	50	137	
		48	MOL Daphne	CEVIANO DH Z	4	8	6	18	
		53	NABER Sander	URINCA Z	55	12	22	89	
<b>10</b>	<b>CHN - China</b>								<b>238</b>
		41	MENG Quanwei	CHAMPION	16	10	27	53	
		60	TIAN Yu	A LOT LIKE LOVE	9	24	6	39	



## Results

## 比赛成绩

Rank	Nation	Horse No.	Rider	Horse	Comp. 1 Points	Comp. 2 Points	Comp. 3 Points	Total Points	Team Points
		67	MAO Lixin	VEERLE	38	53	55	146	
<b>11</b>	<b>UZB - Uzbekistan</b>								<b>236</b>
		27	KOMILOV Umidjon	GADNIMO Z	29	13	37	79	
		9	TURGUNBOEV Saidamirkhon	ZADINA	17	11	4	32	
		3	NAZAROV Gayrat	king off star	41	41	43	125	
<b>12</b>	<b>QAT - Qatar</b>								<b>227</b>
		17	AL RUMAIHI Mubarak Yousuf A S	PETROCELLI	4	5	25	34	
		42	JAHROMI Nasser Gassim Ghazali	GINTO D'HOOG POORT	24	20	36	80	
		7	ALEMADI Salman Mohammed A S	Cuneo 2	45	35	33	113	
<b>13</b>	<b>ESP - Spain</b>								<b>220</b>
		46	QUEIPO de LLANO ALVAREZ Juan	LIMA LDEVECD	18	22	18	58	
		19	ALMANSA AGUILAR Francisco Jose	BERRUBY	50	48	45	143	
		18	SUNEN OLIVAN Antonio	AS DI PICARDI	4	3	12	19	
<b>14</b>	<b>BRN - Bahrain</b>								<b>215</b>
		31	MAKI Ahmed	ARAMIS DULEZO	14	4	24	42	
		55	MADA Saber	ELIMARIA	15	34	47	96	
		5	ALKHATARI Khaled	AL CAPONE	31	40	6	77	
<b>15</b>	<b>THA - Thailand</b>								<b>202</b>
		24	KHUNJAN Preecha	Taloubet Star RAA	23	28	14	65	
		30	SANHOM Somjai	QWINA V TOJOPEHOEVE Z	11	14	13	38	
		1	KHAWNGAM Supap	Little D	49	44	6	99	
<b>16</b>	<b>KUW - Kuwait</b>								<b>197</b>
		58	ALENEZI Ahmad	FRENCH KISS VNN DE THE	4	23	6	33	
		38	ALENEZI Abdulrahman	MR ARAM	26	-2	6	30	
		15	ALKHEBIZI Khaled	DOUBLE BENT	42	43	49	134	
<b>17</b>	<b>URU - Uruguay</b>								<b>167</b>
		32	ALVAREZ REDLICH Artigas Gregorio	GODEA S	22	7	16	45	
		63	SOSA BRUN Washington Leonardo	MAGNIFICO D'IVE Z	25	9	52	86	
		54	PIZZATTI ESTEVEZ Juan Paolo	BENJAMIN BUTTON	4	26	6	36	

Legend:									
NO.	Number	Comp.	Competition	RT	Retired	WD	Withdrawn	EL	Eliminated



## Medallists by Event

奖牌获得者(按项目排列)

As of 24 OCT 2019

### After 12 of 12 Events

Event	Date	Medal	Name	Nation
Women Individual Epee	SAT 19 OCT 2019	GOLD	SUN Yiwen	CHN
		SILVER	ANA Popescu	ROU
		BRONZE	ANDRIUSHINA Tatiana	RUS
		BRONZE	PIEKARSKA Magdalena	POL
Men Individual Foil	SAT 19 OCT 2019	GOLD	SAFIN Timur	RUS
		SILVER	PAUTY Maxime	FRA
		BRONZE	NISTA Lorenzo	ITA
		BRONZE	CHEREMISINOV Aleksei	RUS
Men Individual Epee	SUN 20 OCT 2019	GOLD	REIZLIN Igor	UKR
		SILVER	FARDZINOV Alan	RUS
		BRONZE	HWANG Hyeonil	KOR
		BRONZE	MALCOTTI Lucas	SUI
Women Individual Sabre	SUN 20 OCT 2019	GOLD	EGORIAN Iana	RUS
		SILVER	QIAN Jiarui	CHN
		BRONZE	KOZACZUK Malgorzata	POL
		BRONZE	KOMASHCHUK Alina	UKR
Men Individual Sabre	MON 21 OCT 2019	GOLD	HUEBERS Richard	GER
		SILVER	LOKHANOV Konstantin	RUS
		BRONZE	CAVALIERE Dario	ITA
		BRONZE	HUEBNER Bjoern	GER
Women Individual Foil	MON 21 OCT 2019	GOLD	DERIGLAZOVA Inna	RUS
		SILVER	RANVIER Pauline	FRA
		BRONZE	WALCZYK Julia	POL
		BRONZE	BLAZE Anita	FRA
Women Team Epee	TUE 22 OCT 2019	GOLD	ANDRIUSHINA Tatiana GUDKOVA Tatiana SOLDATOVA Anastasia IVANOVA Anastasiia	RUS
		SILVER	KRYVYTSKA Olena BEZHURA Dzhoan BROVKO Inna KOMASHCHUK Alina	UKR
		BRONZE	SUN Yiwen ZHU Mingye LIN Sheng SHEN Chen	CHN
Men Team Foil	TUE 22 OCT 2019	GOLD	CHEREMISINOV Aleksei SAFIN Timur ZHEREBCHENKO Dmitrii FARDZINOV Alan	RUS
		SILVER	LEFORT Enzo PAUTY Maxime SIDO Alexandre	FRA
		BRONZE	NISTA Lorenzo ASPRMONTE Valerio ROSATELLI Damiano	ITA



## Medallists by Event

奖牌获得者(按项目排列)

As of 24 OCT 2019

Event	Date	Medal	Name	Nation
Men Team Epee	WED 23 OCT 2019	GOLD	BUZZI Lorenzo TAGLIAROL Matteo PIZZO Paolo	ITA
		SILVER	PETERDI Andras BERTA Daniel SIKLOSI Gergely	HUN
		BRONZE	MA Segeon JUNG Byeungchan HWANG Hyeonil	KOR
Women Team Sabre	WED 23 OCT 2019	GOLD	VELIKAIA Sofia EGORIAN Iana NIKITINA Olga SOLDATOVA Anastasia	RUS
		SILVER	SHAO Yaqi SHEN Chen QIAN Jiarui GU Wenqing	CHN
		BRONZE	VORONINA Olena KOMASHCHUK Alina BAKASTOVA Yuliia BEZHURA Dzhoan	UKR
Men Team Sabre	THU 24 OCT 2019	GOLD	IBRAGIMOV Kamil TRUSHAKOV Aleksandr LOKHANOV Konstantin SAFIN Timur	RUS
		SILVER	CAVALIERE Dario REPETTI Giovanni PELLEGRINI Alberto	ITA
		BRONZE	YAGODKA Andriy TSAP Yuriy STATSENKO Oleksii SVICHKAR Roman	UKR
Women Team Foil	THU 24 OCT 2019	GOLD	DERIGLAZOVA Inna ZAGIDULLINA Adelina IVANOVA Anastasiia NIKITINA Olga	RUS
		SILVER	SINIGALIA Martina DE COSTANZO BIANCHIN Elisabetta	ITA
		BRONZE	SYNORADZKA Martyna LYCZBINSKA Hanna WALCZYK Julia JOZWIAK Bogna	POL





## Final Standings

### 最终排名

As of 19 OCT 2019

Rank	Name	Nation	Medal
1	SAFIN Timur	RUS - Russia	Gold
2	PAUTY Maxime	FRA - France	Silver
3	CHEREMISINOV Aleksei	RUS - Russia	Bronze
3	NISTA Lorenzo	ITA - Italy	Bronze
5	TOLDO Guilherme	BRA - Brazil	
6	ZHEREBCHENKO Dmitrii	RUS - Russia	
7	LEFORT Enzo	FRA - France	
8	HUANG Mengkai	CHN - China	
9	CHOI Hyunsoo	KOR - Korea	
10	YANG Hyeonjun	KOR - Korea	
11	SIDO Alexandre	FRA - France	
12	MORA Johan	VEN - Venezuela	
13	MARQUES Henrique	BRA - Brazil	
14	ASPRMONTE Valerio	ITA - Italy	
15	ROSATELLI Damiano	ITA - Italy	
16	KIM Minguk	KOR - Korea	
17	BRAUN Fabian	GER - Germany	
18	DIAO Dongya	CHN - China	
19	KAHL Alexander	GER - Germany	
20	LUO Dongcheng	CHN - China	
21	HURTADO Darwin	VEN - Venezuela	
22	MCCULLY Philip	CAN - Canada	
23	ALBANO Luan	BRA - Brazil	
24	GARBAN Juan	VEN - Venezuela	
25	SHAHI Jalindra	NEP - Nepal	



## Final Standings

最终排名

As of 22 OCT 2019

Rank	Team	Medal
1	Russia	Gold
2	France	Silver
3	Italy	Bronze
4	Korea	
5	Brazil	
6	China	
7	Venezuela	
8	Germany	



## Final Standings

### 最终排名

As of 21 OCT 2019

Rank	Name	Nation	Medal
1	HUEBERS Richard	GER - Germany	Gold
2	LOKHANOV Konstantin	RUS - Russia	Silver
3	CAVALIERE Dario	ITA - Italy	Bronze
3	HUEBNER Bjoern	GER - Germany	Bronze
5	TSAP Yuriy	UKR - Ukraine	
6	REPETTI Giovanni	ITA - Italy	
7	YAGODKA Andriy	UKR - Ukraine	
8	STATSENKO Oleksii	UKR - Ukraine	
9	IBRAGIMOV Kamil	RUS - Russia	
10	PARK Kwangwon	KOR - Korea	
11	GEORGE Iancu	ROU - Romania	
12	KISEL Siarhei	BLR - Belarus	
13	NOVIKAU Artsiom	BLR - Belarus	
14	KIRPICHOU Kiryl	BLR - Belarus	
15	CRESPO Christian	VEN - Venezuela	
16	KEMPF Lorenz	GER - Germany	
17	TRUSHAKOV Aleksandr	RUS - Russia	
18	PARK Junyeong	KOR - Korea	
19	PELLEGRINI Alberto	ITA - Italy	
20	CHO Hanshin	KOR - Korea	
21	MAIHAI Crutu	ROU - Romania	
22	COLLEAU Charles	FRA - France	
23	GARNERET Xavier	FRA - France	
24	TORREBLANCA Angel	PER - Peru	
25	GARCIA Jordy	VEN - Venezuela	
26	WHELAN Garrett	CAN - Canada	
27	BERUBE Jesse	CAN - Canada	
28	EDLUND Mattias	SWE - Sweden	
28	MCCULLY Philip	CAN - Canada	
30	HABASSA Ibouily	GAB - Gabon	



## Final Standings

最终排名

As of 24 OCT 2019

Rank	Team	Medal
1	Russia	Gold
2	Italy	Silver
3	Ukraine	Bronze
4	Germany	
5	Belarus	
6	Korea	
7	Venezuela	
8	Canada	
9	CISM	



## Final Standings

### 最终排名

As of 20 OCT 2019

Rank	Name	Nation	Medal
1	REIZLIN Igor	UKR - Ukraine	Gold
2	FARDZINOV Alan	RUS - Russia	Silver
3	HWANG Hyeonil	KOR - Korea	Bronze
3	MALCOTTI Lucas	SUI - Switzerland	Bronze
5	ANTKIEWICZ Mateusz	POL - Poland	
6	BAYARD Alexis	SUI - Switzerland	
7	SVICHKAR Roman	UKR - Ukraine	
8	JERENT Daniel	FRA - France	
9	SIKLOSI Gergely	HUN - Hungary	
10	LUGONES Jesus	ARG - Argentina	
11	CAMARGO Alexandre	BRA - Brazil	
12	LAN Minghao	CHN - China	
13	LOYOLA Neisser	BEL - Belgium	
14	CHICHEV Vladimir	RUS - Russia	
14	NYCZ Mateusz	POL - Poland	
16	GALLY Aymeric	FRA - France	
17	PIZZO Paolo	ITA - Italy	
18	BERTA Daniel	HUN - Hungary	
19	KHVOROST Maksym	UKR - Ukraine	
20	MAITA Manuel	VEN - Venezuela	
21	BOISVERT Hugues	CAN - Canada	
22	PETERDI Andras	HUN - Hungary	
23	FEMENIAS Clement	CAN - Canada	
24	ABAJO Jose	ESP - Spain	
25	ROJAS Isidro	VEN - Venezuela	
26	SUKHOV Pavel	RUS - Russia	
26	ZAWROTNIAK Radoslaw	POL - Poland	
28	JUNG Byeungchan	KOR - Korea	
29	LI Zhen	CHN - China	
30	TAGLIAROL Matteo	ITA - Italy	
31	LELION Jean	CAN - Canada	
32	MA Segeon	KOR - Korea	
33	LINNEMANN Christian	DEN - Denmark	
34	BUZZI Lorenzo	ITA - Italy	
35	PRATAMA Ryan	INA - Indonesia	
36	DURAN Jaime	ESP - Spain	
37	SHI Gaofeng	CHN - China	
38	HERNANDEZ Edward	VEN - Venezuela	
39	MICHEL LOIS	FRA - France	
40	LINDHOLM Peter	SWE - Sweden	
40	PITTET Alexandre	SUI - Switzerland	
42	BONTES Joris	NED - Netherlands	
43	RAED BOU KARROUM	LBN - Lebanon	
44	BLAAS Bjorn	NED - Netherlands	
45	PETTERLE Amaury	BRA - Brazil	
46	PERSOON Kristoffer	SWE - Sweden	
47	SCHOUT Jasper	NED - Netherlands	
48	SCHUENKE Rainer	GER - Germany	
49	NORSTROEM Jarl	SWE - Sweden	
50	PEREZ Nestor	ESP - Spain	



## Final Standings

最终排名

As of 23 OCT 2019

Rank	Team	Medal
1	Italy	Gold
2	Hungary	Silver
3	Korea	Bronze
4	China	
5	Ukraine	
6	Russia	
7	Poland	
8	Switzerland	
9	France	
10	Canada	
11	Venezuela	
12	CISM	
13	Brazil	
14	Spain	
15	Netherlands	
16	Sweden	



## Final Standings

### 最终排名

As of 21 OCT 2019

Rank	Name	Nation	Medal
1	DERIGLAZOVA Inna	RUS - Russia	Gold
2	RANVIER Pauline	FRA - France	Silver
3	BLAZE Anita	FRA - France	Bronze
3	WALCZYK Julia	POL - Poland	Bronze
5	ZAGIDULLINA Adelina	RUS - Russia	
6	IVANOVA Anastasiia	RUS - Russia	
7	LYCZBINSKA Hanna	POL - Poland	
8	HUO Xingxin	CHN - China	
9	DE COSTANZO	ITA - Italy	
10	JUBENOT Chloe	FRA - France	
11	KONDRICZ Kata	HUN - Hungary	
12	MALINA Calugareanu	ROU - Romania	
13	SINIGALIA Martina	ITA - Italy	
14	SYNORADZKA Martyna	POL - Poland	
15	BIANCHIN Elisabetta	ITA - Italy	
16	PISTOIA MARIANA	BRA - Brazil	
17	BULCAO Ana	BRA - Brazil	
18	GU Wenqing	CHN - China	
19	ANCA Saveanu	ROU - Romania	
20	KIRSCHEN Kim	GER - Germany	
21	CHEN QIAN	CHN - China	
22	LUPKOVICS Dora	HUN - Hungary	
23	MARIA Gheorghe	ROU - Romania	
24	TOLDO Ana	BRA - Brazil	
25	ORAVETZ Barbara	HUN - Hungary	



## Final Standings

最终排名

As of 24 OCT 2019

Rank	Team	Medal
1	Russia	Gold
2	Italy	Silver
3	Poland	Bronze
4	China	
5	Romania	
6	Brazil	
7	Hungary	





## Final Standings

### 最终排名

As of 20 OCT 2019

Rank	Name	Nation	Medal
1	EGORIAN Iana	RUS - Russia	Gold
2	QIAN Jiarui	CHN - China	Silver
3	KOMASHCHUK Alina	UKR - Ukraine	Bronze
3	KOZACZUK Malgorzata	POL - Poland	Bronze
5	NIKITINA Olga	RUS - Russia	
6	SHAO Yaqi	CHN - China	
7	RIFKISS Margaux	FRA - France	
8	BAKASTOVA Yuliia	UKR - Ukraine	
9	VELIKAIA Sofia	RUS - Russia	
10	GARGANO Rebecca	ITA - Italy	
11	SHEN Chen	CHN - China	
12	BATTISTON Michela	ITA - Italy	
13	KASPIAROVICH Palina	BLR - Belarus	
14	VORONINA Olena	UKR - Ukraine	
15	JOZWIAK Bogna	POL - Poland	
16	WATOR Angelika	POL - Poland	
17	MORMILE Chiara	ITA - Italy	
18	ANDREYEVA Darya	BLR - Belarus	
19	FUNKE Julika	GER - Germany	
20	RODRIGUEZ Shia	VEN - Venezuela	
21	IVANISHCHANKA Hanna	BLR - Belarus	
22	CARABALLO Isamar	VEN - Venezuela	
23	BURGHGRAEF Danielle	CAN - Canada	
24	SEDANO Ruth	PER - Peru	
25	URBINA Wismar	VEN - Venezuela	
DNF	BRUNET Manon	FRA - France	



## Final Standings

最终排名

As of 23 OCT 2019

Rank	Team	Medal
1	Russia	Gold
2	China	Silver
3	Ukraine	Bronze
4	Poland	
5	Italy	
6	Belarus	
7	CISM	
8	Venezuela	



## Final Standings

### 最终排名

As of 19 OCT 2019

Rank	Name	Nation	Medal
1	SUN Yiwen	CHN - China	Gold
2	ANA Popescu	ROU - Romania	Silver
3	ANDRIUSHINA Tatiana	RUS - Russia	Bronze
3	PIEKARSKA Magdalena	POL - Poland	Bronze
5	MARZANI Roberta	ITA - Italy	
6	LIN Sheng	CHN - China	
7	BEZHURA Dzhoan	UKR - Ukraine	
8	FERRARI Marta	ITA - Italy	
9	KRYVYTSKA Olena	UKR - Ukraine	
10	BROVKO Inna	UKR - Ukraine	
11	BUDAI Dorina	HUN - Hungary	
12	STAHLBERG Nadine	GER - Germany	
13	SOZANSKA Monika	GER - Germany	
14	ALEXANDRA Predescu	ROU - Romania	
15	SOLDATOVA Anastasia	RUS - Russia	
16	DORDEVIC Larisa	SWE - Sweden	
17	GUDKOVA Tatiana	RUS - Russia	
18	NETTO Amanda	BRA - Brazil	
19	ROTTLER Lis	LUX - Luxembourg	
20	ZHU Mingye	CHN - China	
21	GUANIPA Dianay	VEN - Venezuela	
22	LUGO Eliana	VEN - Venezuela	
23	TRZEBINSKA Ewa	POL - Poland	
24	BOZZA Alessandra	ITA - Italy	
25	MALINA Calugareanu	ROU - Romania	
26	BERENQUER Juncal	ESP - Spain	
27	BLACH Blanka	POL - Poland	
28	CASTILLO Laura	COL - Colombia	
29	RODRIGUEZ Diana	COL - Colombia	
30	OSORIO Lina	COL - Colombia	
31	WIKSTROEM Elin	SWE - Sweden	
32	BICKEL Landrey	CAN - Canada	
33	MCCORMICK Victoria	CAN - Canada	
34	GALLARIN Ana	ESP - Spain	
35	GIRVAN Jacklyn	CAN - Canada	
36	PERSSON Caroline	SWE - Sweden	
37	MARTINEZ Joppsy	VEN - Venezuela	
38	PAUDEL Indira	NEP - Nepal	



## Final Standings

最终排名

As of 22 OCT 2019

Rank	Team	Medal
1	Russia	Gold
2	Ukraine	Silver
3	China	Bronze
4	Italy	
5	Romania	
6	CISM-2	
7	Poland	
8	Venezuela	
9	CISM-1	
10	Sweden	
11	Colombia	
12	Canada	



## Medallists by Event

奖牌获得者(按项目排列)

As of SUN 27 OCT 2019 at 17:39

Event	Date	Medal	Name	Nation
Men	27 OCT 2019	GOLD	24 ALSEBAIE Ashraf	BRN
			17 ALKAABI Abdulla	
			12 ALBANKI Hamad	
			2 MUHORFI Mohamed	
			22 FARAJ Abdulla	
			6 KAMIL Ahmed	
			BENADDI Amine	
			15 MENDONCA Everton	
			9 FERNANDES Thiago	
			11 SAEED Habib	
			3 SALEH Saleh	
			27 USMAN Abdulfattah	
			20 KAMEL Ali	
			7 PEREIRA Marcus	
			8 JONA Moses	
			70 INFABI Yahiya	
			14 HAUSA Qutubaldeen	
			10 HABIB Husain	
		21 ALDOSERI Hamad		
		25 KHOJALI Ebrahim		
		28 JUSEF Khalifa		
		SILVER	1 AL HAJRI Soud Abdulla B H	QAT
			2 ALOUN Osama Musa S	
			19 MOHAMMAD Abdurahman Abakar I	
			26 ALORAINI Khaled Nawaf A	
			15 ALBURAIKI Naif Mubarak A	
			7 ALYAZIDI Mohsen Hassan M S	
			39 HASSAN Magid Mohamed I	
			9 ISHBAIH Saoud Farhan I I	
			77 AL RAEESI Yuosuf Hany T B	
			14 ALKUWARI Sultan Bakhit M B	
			5 ALJABRI Mohammed Ahmed M S	
			11 AL QEBAISI Meshaal Abdulla B M	
			6 AL JABER Jassim Mohamed J A	
			16 AL ZEREQI Khaled Abdulraoaf I M	
			10 ALBLOUSHI Talal Ali H	
			22 AL DOSARI Mohammed Abdulla M A	
			91 MAKI ABOULAZIZ	
			12 ALYAZIDI Hamood Abdulla S A	
		4 BAHZAD Talal Abdulla Y M		
		8 BUJALOOF Ali Awad H A		
		3 AL MEAMARI Abdurahman Mesbeh G H		
		BRONZE	1 SIFOUR Abdelmoumene	ALG
			16 OUABDI Walid	
			2 KHALI Zakaria	
			4 HADDED Mouad	
			6 MADDOUR Nasser	
20 YOUCEF Maamar				
AROUSSE Islam				
8 BELARBI Kamel Mohand Seghir				
13 HAMDANI Abderrahim				
3 HAMRA Abderrahim				
18 YADROUDJ Hamza				
5 BENHAMMOUDA Billel				



## Medallists by Event

奖牌获得者(按项目排列)

As of SUN 27 OCT 2019 at 17:39

Event	Date	Medal	Name	Nation
Men	27 OCT 2019	BRONZE	7 GHACHA Housseem Eddine	ALG
			19 MESSAOUDI Billal	
			21 DRAOUI Weil Charafeddine	
			14 DRIFEL Lakhdar	
			15 GATAL Oussama	
			12 BELLOUNES Mahfoudh	
			11 KHEMAISSIA Anis	
			10 YAYA Faouzi	
			17 KAIBOU Abdelkadir	
			9 CHOUITTER Abderraouf	
Women	26 OCT 2019	GOLD	9 PAK Kyong Mi	PRK
			15 KIM Nam Hui	
			12 JON So Yon	
			5 AN Kuk Hyang	
			6 JU Hyo Sim	
			16 RI Pom Hyang	
			10 KIM Yun Mi	
			20 RI Hae Yon	
			18 KIM Myong Sun	
			2 RI Un Yong	
			11 KIM Phyong Hwa	
			3 PAK Sin Jong	
			14 RI Hyang Sim	
			19 HONG Kum Hyang	
			7 WI Jong Sim	
			1 KIM Yong Sun	
			RI Ji Hyang	
			23 KIM Hyang Ran	
		17 PYON Un Gyong		
		8 KANG Hyon Wi		
		4 RI Un Sim		
		13 KIM Pomui		
		SILVER	28 LI Yan	CHN
			22 CUI Jie	
			16 HAN Jiayuan	
			33 LIU Shanshan	
			5 LIN Yuping	
			23 LONG Chen	
			7 LIU Yanqiu	
			10 LOU Jiahui	
			18 LV Yuting	
			30 LV Yueyun	
9 REN Guixin				
2 WANG Rui				
6 TAN Shan				
12 PENG Shimeng				
8 WU Haiyan				
17 XU Zhan				
21 XIAO Yuyi				
11 YANG Li				
27 YAO Wei				
20 ZHANG Rui				
24 ZHANG Tong				
		BRONZE	6 BARBOZA Ana Carla	BRA



## Medallists by Event

奖牌获得者(按项目排列)

As of SUN 27 OCT 2019 at 17:39

Event	Date	Medal	Name	Nation
Women	26 OCT 2019	BRONZE	13 ROSA Andressa	BRA
			23 MENEZES Beatriz	
			21 SILVA Daiana	
			4 LICEN Fernanda	
			11 FELICIANO Flavia Giovana	
			20 SOARES Gabrielly	
			16 FERREIRA Juliana	
			19 ROCHA Karen	
			9 PEREIRA da CRUZ Larissa	
			LOPES Marizeli	
			17 SILVA Rafaela Barros	
			15 SILVA Raiza	
			2 SANTIAGO Raquel	
			22 SANT'ANNA Renata	
			FARIAS Samia Pryscila	
			7 SANTOS Debora	
5 DERRICO Patricia				
10 CRUZ CAMILA				
12 CROCO GABRIELLI				

## Competition Summary

### 比赛总览

As of SUN 27 OCT 2019

#### GroupA

Rank	Team	Pts	MP	W	D	L	GF	GA	GD
1	ALG	7	3	2	1	0	13	1	12
2	QAT	5	3	1	2	0	5	3	2
3	IRL	4	3	1	1	1	3	5	-2
4	USA	0	3	0	0	3	1	13	-12

Team	ALG	IRL	QAT	USA
ALG		4:0	1:1	8:0
IRL	0:4		1:1	2:0
QAT	1:1	1:1		3:1
USA	0:8	0:2	1:3	

#### GroupB

Rank	Team	Pts	MP	W	D	L	GF	GA	GD
1	OMA	9	3	3	0	0	10	2	8
2	EGY	4	3	1	1	1	3	1	2
3	GRE	4	3	1	1	1	4	6	-2
4	CAN	0	3	0	0	3	1	9	-8

Team	GRE	EGY	CAN	OMA
GRE		0:0	2:1	2:5
EGY	0:0		3:0	0:1
CAN	1:2	0:3		0:4
OMA	5:2	1:0	4:0	

#### GroupC

Rank	Team	Pts	MP	W	D	L	GF	GA	GD
1	PRK	7	3	2	1	0	6	3	3
2	BRN	7	3	2	1	0	6	3	3
3	FRA	1	3	0	1	2	1	4	-3
3	BRA	1	3	0	1	2	1	4	-3

Team	FRA	PRK	BRA	BRN
FRA		0:1	0:0	1:3
PRK	1:0		3:1	2:2
BRA	0:0	1:3		0:1
BRN	3:1	2:2	1:0	

#### Quarter-finals

#### Semi-finals

#### Gold Medal Match



#### Legend:

<b>D</b> Draw n	<b>GA</b> Goals Against	<b>GD</b> Goal Difference	<b>GF</b> Goals For
<b>L</b> Lost	<b>MP</b> Matches Played	<b>Pts</b> Points	<b>W</b> Won





## Medallists by Event

奖牌获得者(按项目排列)

As of SUN 27 OCT 2019 at 09:56

Event	Date	Medal	Name	Nation
Women	26 OCT 2019	GOLD	9 PAK Kyong Mi	PRK
			15 KIM Nam Hui	
			12 JON So Yon	
			5 AN Kuk Hyang	
			6 JU Hyo Sim	
			16 RI Pom Hyang	
			10 KIM Yun Mi	
			20 RI Hae Yon	
			18 KIM Myong Sun	
			2 RI Un Yong	
			11 KIM Phyong Hwa	
			3 PAK Sin Jong	
			14 RI Hyang Sim	
			19 HONG Kum Hyang	
			7 WI Jong Sim	
			1 KIM Yong Sun	
			RI Ji Hyang	
			23 KIM Hyang Ran	
			17 PYON Un Gyong	
		8 KANG Hyon Wi		
		4 RI Un Sim		
		13 KIM Pomui		
		SILVER	28 LI Yan	CHN
			22 CUI Jie	
			16 HAN Jiayuan	
			33 LIU Shanshan	
			5 LIN Yuping	
			23 LONG Chen	
			7 LIU Yanqiu	
			10 LOU Jiahui	
			18 LV Yuting	
			30 LV Yueyun	
			9 REN Guixin	
			2 WANG Rui	
			6 TAN Shan	
			12 PENG Shimeng	
			8 WU Haiyan	
			17 XU Zhan	
		21 XIAO Yuyi		
		11 YANG Li		
		27 YAO Wei		
		20 ZHANG Rui		
		24 ZHANG Tong		
		BRONZE	6 BARBOZA Ana Carla	BRA
			13 ROSA Andressa	
23 MENEZES Beatriz				
21 SILVA Daiana				
4 LICEN Fernanda				
11 FELICIANO Flavia Giovana				
20 SOARES Gabrielly				
16 FERREIRA Juliana				
19 ROCHA Karen				
9 PEREIRA da CRUZ Larissa				
			LOPES Marizeli	



### Medallists by Event

奖牌获得者(按项目排列)

As of SUN 27 OCT 2019 at 09:56

Event	Date	Medal	Name	Nation
Women	26 OCT 2019	BRONZE	17 SILVA Rafaela Barros	BRA
			15 SILVA Raiza	
			2 SANTIAGO Raquel	
			22 SANT'ANNA Renata	
			FARIAS Samia Priscila	
			7 SANTOS Debora	
			5 DERRICO Patricia	
			10 CRUZ CAMILA	
			12 CROCO GABRIELLI	

## Competition Summary

### 比赛总览

As of SUN 27 OCT 2019

#### GroupA

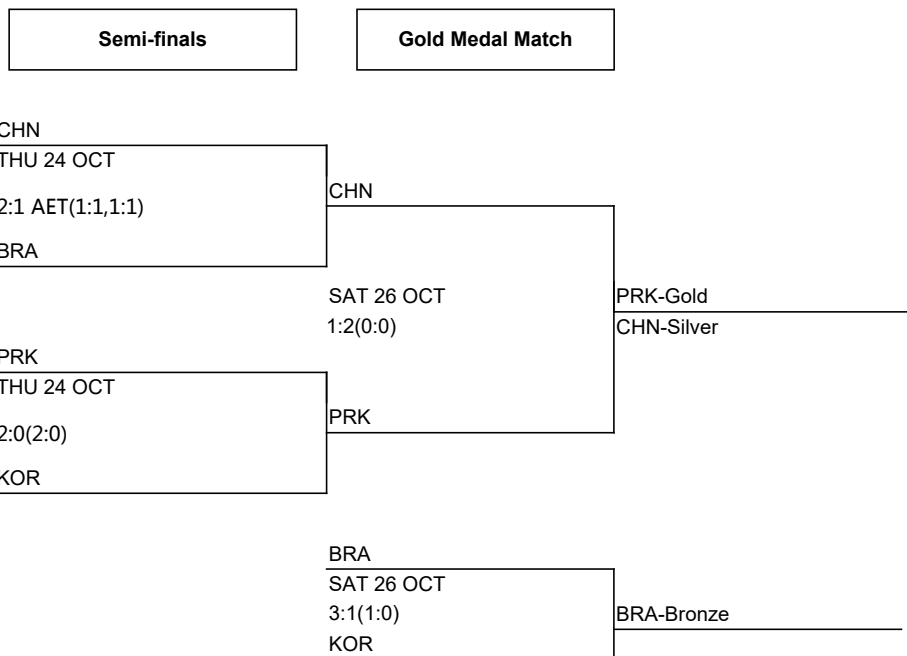
Rank	Team	Pts	MP	W	D	L	GF	GA	GD
1	CHN	9	3	3	0	0	11	0	11
2	KOR	6	3	2	0	1	8	4	4
3	GER	3	3	1	0	2	2	10	-8
4	USA	0	3	0	0	3	0	7	-7

Team	CHN	KOR	GER	USA
CHN		3:0	4:0	4:0
KOR	0:3		6:1	2:0
GER	0:4	1:6		1:0
USA	0:4	0:2	0:1	

#### GroupB

Rank	Team	Pts	MP	W	D	L	GF	GA	GD
1	PRK	9	3	3	0	0	9	0	9
2	BRA	4	3	1	1	1	4	3	1
3	CMR	4	3	1	1	1	2	2	0
4	FRA	0	3	0	0	3	0	10	-10

Team	BRA	PRK	CMR	FRA
BRA		0:3	0:0	4:0
PRK	3:0		2:0	4:0
CMR	0:0	0:2		2:0
FRA	0:4	0:4	0:2	



Legend:							
<b>D</b>	Draw n	<b>GA</b>	Goals Against	<b>GD</b>	Goal Difference	<b>GF</b>	Goals For
<b>L</b>	Lost	<b>MP</b>	Matches Played	<b>Pts</b>	Points	<b>W</b>	Won



WUHAN 2019  
7th CISM Military World Games

WED 23 OCT 2019

Golf  
高尔夫球



## Medallists by Event

奖牌获得者(按项目排列)

Event Name	Date	Medal	Name	Nation
Men's Individual	23 OCT 2019	GOLD	LEE Rodrigo	BRA
		SILVER	RADUREAU Maxime	FRA
		BRONZE	BECKER Rafael	BRA
Women's Individual	22 OCT 2019	GOLD	NAGL Suely Miriam	BRA
		SILVER	FARRANDO Josephine	FRA
		BRONZE	JEFFERY Linda	USA
Men's Team	23 OCT 2019	GOLD	GASNIER Philippe BECKER Rafael LEE Rodrigo TOURINHO Andre ISHII Daniel TEODORO Gustavo	BRA
		SILVER	CALVET Nicolas CABANNE ANDRE de L ARC P.E. TASSET Mael ALBA Frederic BEM Leonard RADUREAU Maxime	FRA
		BRONZE	JOHNSON Brandon BROUSSARD Justin MILNE Ian FECTEAU Andrew DISHMAN Dalton MARION Russell	USA
Women's Team	22 OCT 2019	GOLD	NAGL Suely Miriam CAETANO Laura TEIXEIRA Clara	BRA
		SILVER	JEFFERY Linda DeLeon Melanie GILL Laurel	USA
		BRONZE	RIGUIDEL Marine HERBAUT Anyssia FARRANDO Josephine	FRA







Results (Individual)  
成绩公告 (个人)

Rank	Name	Nation	Hole ToPar	1	2	3	4	5	6	7	8	9	OUT	10	11	12	13	14	15	16	17	18	IN	Total	R1	R2	R3	R4	Total
				4	5	4	3	5	3	4	4	36	4	5	4	3	5	4	3	4	4	36	72						
53	CABANNE ANDRE de L ARC P.E.	FRA	+52	5	5	7	6	3	5	6	6	4	47	5	8	3	4	5	6	5	4	8	48	95	89	80	76	95	340
54	CLERKX Rudy	NED	+56	5	4	5	6	3	5	3	7	4	42	4	6	4	3	8	4	3	4	6	42	84	90	77	93	84	344
T55	SCHELKERS Eddy	NED	+57	4	5	7	3	4	5	3	4	5	40	5	6	5	4	6	4	3	4	4	41	81	90	84	90	81	345
	SWANSBURG Rupert Paul	CAN	+57	5	4	5	6	3	6	3	4	4	40	5	7	4	3	5	6	5	4	10	49	89	85	89	82	89	345
57	RAMOS MARTINEZ Roberto	ESP	+61	4	4	6	4	5	5	3	6	4	41	4	4	5	5	5	5	4	5	5	42	83	88	90	88	83	349
58	ALUTHDURAGE L.M.R.	SRI	+68	4	4	7	5	5	7	5	4	7	48	4	6	4	3	5	7	4	4	6	43	91	84	95	86	91	356
T59	MWALE Jabulani	ZIM	+72	5	3	6	4	3	5	4	4	4	38	5	8	5	2	5	5	4	4	5	43	81	94	92	93	81	360
	MITT Joel	EST	+72	5	4	6	4	4	7	3	5	5	43	3	7	6	6	5	7	5	5	5	49	92	90	87	91	92	360
61	Chamika Chathuranga	SRI	+76	5	7	7	4	3	5	4	4	5	44	4	5	7	3	6	4	3	6	6	44	88	98	90	88	88	364
62	ILANGARATHNA P.P.K.	SRI	+82	7	5	6	6	6	3	3	6	5	47	5	9	6	4	9	6	4	5	4	52	99	89	88	94	99	370
63	MARTIN DEHESA Francisco Javier	ESP	+84	10	4	7	4	4	7	3	5	6	50	4	7	5	3	5	7	3	4	5	43	93	100	92	87	93	372
T64	GONO Notice	ZIM	+111	4	4	6	6	4	6	3	8	5	46	5	5	4	3	9	5	6	4	9	50	96	104	101	98	96	399
	ADAMSON Ain	EST	+111	7	5	6	4	5	8	4	9	7	55	5	6	6	5	7	6	3	4	7	49	104	97	102	96	104	399
66	ANIER Teet	EST	+122	5	6	6	6	4	6	3	5	4	45	7	9	4	3	5	7	6	4	5	50	95	101	108	106	95	410
67	LAUSMAA Ain	EST	+133	5	5	9	6	4	7	4	4	5	49	5	8	5	7	7	4	4	8	5	53	102	105	103	111	102	421
68	MASUNUNGURE Jacob	ZIM	+139	7	5	8	5	4	6	4	8	7	54	5	7	5	8	8	9	4	5	7	58	112	109	102	104	112	427
69	BHEBE Baleni Prince	ZIM	+153	6	6	6	8	5	5	3	6	5	50	5	7	4	6	10	5	5	7	7	56	106	111	108	116	106	441
70	PRADEEP KARUNATHILAKE	SRI	+160	5	5	6	6	7	9	7	7	6	58	7	8	10	4	10	8	5	6	7	65	123	109	108	108	123	448
71	KWANDE Denson	ZIM	+181	7	6	7	5	3	7	4	8	8	55	5	8	6	8	7	5	3	6	7	55	110	129	114	116	110	469
	BATISTA ALMONTE Domingo Eduardo	DOM																							101	103	WD		WD
	CUELLO RODRIGUEZ Socrates Antonio	DOM																							106	WD			WD
	KARJAHARM Sven	EST																							WD	WD			WD

<b>Legend:</b>	<b>E</b> Even Par	<b>DQ</b> Disqualified	<b>RTD</b> Retired	<b>WD</b> Withdrawn	<b>T</b> Two or more players share the same rank
----------------	-------------------	------------------------	--------------------	---------------------	--



**Results (Team)**  
成绩公告 (团体)

Rank	Nation	Name	Individual Score				Team Total
			Round 1	Round 2	Round 3	Round 4	
1	BRA	TOURINHO Andre	73	71	74 *	67	1111
		ISHII Daniel	79 *	75 *	71	69	
		LEE Rodrigo	69	67	65	69	
		BECKER Rafael	68	65	73 *	71	
		GASNIER Philippe	68	75 *	71	73 *	
		TEODORO Gustavo	74 *	74	73	74 *	
		<b>Team Score</b>	<b>278</b>	<b>277</b>	<b>280</b>	<b>276</b>	
2	FRA	RADUREAU Maxime	70	64	71	66	1163
		CALVET Nicolas	77	74	69	70	
		BEM Leonard	71	74	73	71	
		ALBA Frederic	81 *	82 *	77 *	79	
		TASSET Mael	78	87 *	82 *	79 *	
		CABANNE ANDRE de L ARC P.E.	89 *	80	76	95 *	
		<b>Team Score</b>	<b>296</b>	<b>292</b>	<b>289</b>	<b>286</b>	
3	USA	DISHMAN Dalton	77	81 *	77	71	1195
		BROUSSARD Justin	82 *	74	78	73	
		PECTEAU Andrew	71	78 *	78	75	
		MARION Russell	81 *	77	81 *	78	
		MILNE Ian	73	74	72	80 *	
		JOHNSON Brandon	73	74	80 *	81 *	
		<b>Team Score</b>	<b>294</b>	<b>299</b>	<b>305</b>	<b>297</b>	
4	BRN	ALNOAIMI Mohamed	80	76	79	73	1237
		MUBARK Sultan	78	77	79	73	
		MUBARK Naser	82	78	83 *	76	
		ALNOAIMI Saqer	84 *	81 *	83 *	79	
		ALKOWARI Ali	74	74	76	81 *	
		ALKHALIFA Shaikh Mohamed	87 *	81 *	83	82 *	
		<b>Team Score</b>	<b>314</b>	<b>305</b>	<b>317</b>	<b>301</b>	
5	PAK	ANSAR MEHMOOD	71	79	78	75	1237
		MUHAMMAD ASHFAQ	74	74	76	77	
		MUHAMMAD NAQAS	76	82	65	80	
		ADEEL AHMED HASHMI	82	84	80	84	
		<b>Team Score</b>	<b>303</b>	<b>319</b>	<b>299</b>	<b>316</b>	
6	CAN	BERGER Terran Bruce	79	75	86 *	74	1242
		McDONALD Allan Alexander	77	76	78	74	
		TOPSHEE Christopher Thomas	82	77	75	78	
		BLAIS David	76	79	76	84	
		SWANSBURG Rupert Paul	85 *	89 *	82	89 *	
		<b>Team Score</b>	<b>314</b>	<b>307</b>	<b>311</b>	<b>310</b>	
7	GER	VAHLENKAMP Timo Leon	75	74	82 *	69	1253
		STARCEVIC Niklas Dragoljub	80	86 *	80	75	
		OBIEGLO Robert Fabian	90 *	80	74	75	
		ALBERTS Malte Paul	88 *	81	81	81	
		KOCK Yannic	85	79	80	83 *	
		WEIHE Tobias	84	83 *	82 *	87 *	
		<b>Team Score</b>	<b>324</b>	<b>314</b>	<b>315</b>	<b>300</b>	



## Results (Team)

### 成绩公告 (团体)

Rank	Nation	Name	Individual Score				Team Total
			Round 1	Round 2	Round 3	Round 4	
8	ESP	MORA CALVO Avelino	80	79	74	79	<b>1270</b>
		NAVARRO MORA Manuel	79	78	75	80	
		GONZALEZ CASTRO Francisco Javier	78	81	82	81	
		RAMOS MARTINEZ Roberto	88 *	90 *	88 *	83	
		CORTES LEDESMA Jose Benito	85	78	78	86 *	
		MARTIN DEHESA Francisco Javier	100 *	92 *	87 *	93 *	
		<b>Team Score</b>	<b>322</b>	<b>316</b>	<b>309</b>	<b>323</b>	
9	NED	SICKING Job	76	78	75	79	<b>1285</b>
		FABER Hein	86	80	84	80	
		de HAAS Arjan	77	80	85	80	
		SCHELKERS Eddy	90 *	84 *	90 *	81	
		WIJNANTS Coen	89	84 *	78	81 *	
		CLERKX Rudy	90 *	77	93 *	84 *	
		<b>Team Score</b>	<b>328</b>	<b>315</b>	<b>322</b>	<b>320</b>	
10	SRI	Romara DDsa	82	78	80	79	<b>1357</b>
		THIYAGARAJA Jayaseelan	83	85	85	81	
		Chamika Chathuranga	98 *	90	88	88	
		ALUTHDURAGE L.M.R.	84	95 *	86	91	
		ILANGARATHNA P.P.K.	89	88	94 *	99 *	
		PRADEEP KARUNATHILAKE	109 *	108 *	108 *	123 *	
		<b>Team Score</b>	<b>338</b>	<b>341</b>	<b>339</b>	<b>339</b>	
11	EST	ROTHBERG Joel	85	84	81	83	<b>1495</b>
		MITT Joel	90	87	91	92	
		ANIER Teet	101	108 *	106	95	
		LAUSMAA Ain	105 *	103	111 *	102	
		ADAMSON Ain	97	102	96	104 *	
		KARJAHARM Sven	WD *	WD *	WD*	WD*	
		<b>Team Score</b>	<b>373</b>	<b>376</b>	<b>374</b>	<b>372</b>	
12	ZIM	MWALE Jabulani	94	92	93	81	<b>1625</b>
		GONO Notice	104	101	98	96	
		BHEBE Baleni Prince	111	108	116	106	
		KWANDE Denson	129 *	114 *	116 *	110	
		MASUNUNGURE Jacob	109	102	104	112 *	
		<b>Team Score</b>	<b>418</b>	<b>403</b>	<b>411</b>	<b>393</b>	

#### Legend:

\* - The score with this mark should be excluded.





Results (Individual)  
成绩公告 (个人)

Rank	Name	Nation	ToPar	Hole																		IN	Total	R1	R2	R3	R4	Total	
				1	2	3	4	5	6	7	8	9	OUT	10	11	12	13	14	15	16	17								18
1	NAGL Suely Miriam	BRA	E	4	2	5	4	3	6	3	4	4	35	5	3	3	3	4	4	4	3	4	33	68	71	75	74	68	288
2	FARRANDO Josephine	FRA	+13	3	2	4	4	5	5	3	3	5	34	6	5	7	3	4	4	5	3	4	41	75	77	73	76	75	301
3	JEFFERY Linda	USA	+14	4	3	4	5	4	4	4	4	5	37	5	4	4	4	4	4	5	3	5	38	75	73	73	81	75	302
4	DeLeon Melanie	USA	+15	4	4	4	4	5	6	2	4	5	38	5	3	4	3	4	4	4	3	4	34	72	81	77	73	72	303
5	HERBAUT Anyssia	FRA	+17	3	3	4	5	6	5	3	4	4	37	5	4	4	3	4	5	4	3	4	36	73	78	78	76	73	305
6	TEIXEIRA Clara	BRA	+22	4	4	4	4	5	4	4	4	5	38	6	3	5	3	3	4	4	3	4	35	73	73	81	83	73	310
T7	NAMAKULA Flavia	UGA	+37	4	3	6	6	4	5	3	4	4	39	5	5	5	3	5	4	4	4	4	39	78	83	77	87	78	325
	CAETANO Laura	BRA	+37	3	2	6	7	4	6	3	4	5	40	5	5	6	3	5	6	5	2	5	42	82	80	83	80	82	325
9	GILL Laurel	USA	+44	4	3	4	7	6	6	3	5	6	44	6	6	5	3	4	5	7	3	5	44	88	85	77	82	88	332
10	McKENZIE Megan McLachlan	CAN	+74	4	3	5	6	6	6	4	5	4	43	7	6	5	3	6	5	5	3	5	45	88	86	91	97	88	362
T11	DR. ENGELMANN Karin Maria	GER	+76	4	3	4	5	5	6	5	5	5	42	7	5	5	3	4	6	5	3	5	43	85	95	91	93	85	364
	JONES Jennifer Suzanne	CAN	+76	5	3	5	6	5	7	4	5	5	45	6	7	5	3	5	6	5	4	6	47	92	98	84	90	92	364
13	van der DEIJL Marleen	NED	+77	5	3	5	5	4	4	4	6	5	41	5	6	5	3	5	7	4	3	6	44	85	91	97	92	85	365
14	RIGUIDEL Marine	FRA	+85	4	3	5	7	5	5	3	5	5	42	4	4	5	5	6	4	4	5	5	42	84	103	99	87	84	373
15	NALWOGA Petra	UGA	+90	4	4	6	6	6	6	3	6	7	48	6	5	6	3	6	6	6	4	5	47	95	98	96	89	95	378
16	TEN ZELDAM Sophie	NED	+108	5	3	4	5	5	6	3	6	6	43	5	3	5	3	6	6	6	3	6	43	86	112	101	97	86	396
17	RODRIGUEZ BARREIRA Maria Jesus	ESP	+126	5	4	5	7	5	10	5	5	6	52	6	6	5	5	5	6	5	4	5	47	99	101	108	106	99	414
18	NCUBE Letwin	ZIM	+128	5	3	7	6	6	9	5	7	6	54	8	5	7	5	4	5	6	3	5	48	102	108	105	101	102	416
19	HANSEN Sonja Alexzandra	CAN	+143	5	4	5	8	6	6	5	5	7	51	8	7	6	7	9	6	4	4	6	57	108	113	114	96	108	431
20	MASUKUME Cecilia P	ZIM	+154	5	7	7	8	7	8	3	6	5	56	7	5	5	4	12	6	5	4	6	54	110	111	110	111	110	442
21	MAZWI Nomxolisi B	ZIM	+177	4	4	6	8	6	8	6	7	5	54	6	7	6	5	6	5	9	8	6	58	112	112	117	124	112	465
22	PEREZ SAAVEDRA Maria Dolores	ESP	+190	6	4	5	6	7	7	5	9	8	57	7	7	6	7	8	6	7	4	6	58	115	117	124	122	115	478
23	WILLEKES Sabrina	GER	+196	9	5	5	9	7	8	4	6	5	58	10	5	6	3	6	7	5	4	6	52	110	128	123	123	110	484
	van WIJNGAARDEN Roeli	NED		4	3	4	8	5	6	3	5	6	44	5	5	5	3	5	6	4	3	4	40		WD	93	89	84	WD

<b>Legend:</b>	<b>E</b> Even Par	<b>DQ</b> Disqualified	<b>RTD</b> Retired	<b>WD</b> Withdrawn	<b>T</b> Two or more players share the same rank
----------------	-------------------	------------------------	--------------------	---------------------	--



## Results (Team) 成绩公告 (团体)

Rank	Nation	Name	Individual Score				Team Total
			Round 1	Round 2	Round 3	Round 4	
1	BRA	NAGL Suely Miriam	71	75	74	68	<b>595</b>
		TEIXEIRA Clara	73	81	83 *	73	
		CAETANO Laura	80 *	83 *	80	82 *	
		<b>Team Score</b>	<b>144</b>	<b>156</b>	<b>154</b>	<b>141</b>	
2	USA	DeLeon Melanie	81	77 *	73	72	<b>605</b>
		JEFFERY Linda	73	73	81	75	
		GILL Laurel	85 *	77	82 *	88 *	
		<b>Team Score</b>	<b>154</b>	<b>150</b>	<b>154</b>	<b>147</b>	
3	FRA	HERBAUT Anyssia	78	78	76	73	<b>606</b>
		FARRANDO Josephine	77	73	76	75	
		RIGUIDEL Marine	103 *	99 *	87 *	84 *	
		<b>Team Score</b>	<b>155</b>	<b>151</b>	<b>152</b>	<b>148</b>	
4	UGA	NAMAKULA Flavia	83	77	87	78	<b>703</b>
		NALWOGA Petra	98	96	89	95	
		<b>Team Score</b>	<b>181</b>	<b>173</b>	<b>176</b>	<b>173</b>	
5	CAN	McKENZIE Megan McLachlan	86	91	97 *	88	<b>725</b>
		JONES Jennifer Suzanne	98	84	90	92	
		HANSEN Sonja Alexzandra	113 *	114 *	96	108 *	
		<b>Team Score</b>	<b>184</b>	<b>175</b>	<b>186</b>	<b>180</b>	
6	NED	van WIJNGAARDEN Roeli	WD *	93	89	84	<b>743</b>
		van der DEIJL Marleen	91	97	92	85	
		TEN ZELDAM Sophie	112	101 *	97 *	86 *	
		<b>Team Score</b>	<b>203</b>	<b>190</b>	<b>181</b>	<b>169</b>	
7	GER	DR. ENGELMANN Karin Maria	95	91	93	85	<b>848</b>
		WILLEKES Sabrina	128	123	123	110	
		<b>Team Score</b>	<b>223</b>	<b>214</b>	<b>216</b>	<b>195</b>	
8	ZIM	NCUBE Letwin	108	105	101	102	<b>858</b>
		MASUKUME Cecilia P	111	110	111	110	
		MAZWI Nomxolisi B	112 *	117 *	124 *	112 *	
		<b>Team Score</b>	<b>219</b>	<b>215</b>	<b>212</b>	<b>212</b>	
9	ESP	RODRIGUEZ BARREIRA Maria Jesus	101	108	106	99	<b>892</b>
		PEREZ SAAVEDRA Maria Dolores	117	124	122	115	
		<b>Team Score</b>	<b>218</b>	<b>232</b>	<b>228</b>	<b>214</b>	

**Legend:**

\* - The score with this mark should be excluded.

### Medallists by Weight Category 奖牌获得者(按公斤级排列)

AFTER 16 OF 16 Events				
Event	Date	Medal	Name	NAT Code
Men -60 kg	SAT 19 OCT	GOLD	KIM WON JIN	KOR
		SILVER	LIMARE Vincent	FRA
		BRONZE	BOQIEV Sukhrob	BRN
		BRONZE	ENKHTAIWAN Ariunbold	MGL
Men -66 kg	SAT 19 OCT	GOLD	SHTURBABIN Artyom	UZB
		SILVER	TILOVOV Mukhriddin	UZB
		BRONZE	JEONG YONG UK	KOR
		BRONZE	BATTOGTOKH Erkhembayar	MGL
Men -73 kg	SAT 19 OCT	GOLD	TURAEV Khikmatillokh	UZB
		SILVER	SAIYINJIRIGALA	CHN
		BRONZE	GISMONDO Andrea	ITA
		BRONZE	AGAIAN Armen	RUS
Men -81 kg	SUN 20 OCT	GOLD	IVANOV Ivaylo	BUL
		SILVER	REGIS Andrea	ITA
		BRONZE	HEYDAROV Hidayat	AZE
		BRONZE	LEE SUNG HO	KOR
Men -90 kg	SUN 20 OCT	GOLD	IGOLNIKOV Mikhail	RUS
		SILVER	JUNG WON JOON	KOR
		BRONZE	MEHDIYEV Mammadali	AZE
		BRONZE	KUCZERA Piotr	POL
Men -100 kg	SUN 20 OCT	GOLD	MUKETE Daniel	BLR
		SILVER	OLIVAR Cedric	FRA
		BRONZE	ILIASOV Niiaz	RUS
		BRONZE	GONCALVES Leonardo	BRA
Men +100 kg	SUN 20 OCT	GOLD	TASOEV Inal	RUS
		SILVER	OLTIBOEV Bekmurod	UZB
		BRONZE	BRACHEV Anton	RUS
		BRONZE	MOURA David	BRA
Women -48 kg	SAT 19 OCT	GOLD	CHEN Chen	CHN
		SILVER	DOLGOVA Irina	RUS
		BRONZE	LI Jing	CHN
		BRONZE	JON Yu Sun	PRK
Women -52 kg	SAT 19 OCT	GOLD	HUANG Liru	CHN
		SILVER	LAN Yu	CHN
		BRONZE	KELDIYOROVA Diyora	UZB
		BRONZE	MARCUS TABELLION Coraline	FRA
Women -57 kg	SAT 19 OCT	GOLD	SILVA Rafaela	BRA
		SILVER	ANDREEA STEFANIA Chitu	ROU
		BRONZE	SKORA Mariia	UKR
		BRONZE	PODOLAK Arleta	POL
Women -63 kg	SAT 19 OCT	GOLD	TANG Jing	CHN

## Medallists by Weight Category

奖牌获得者(按公斤级排列)

AFTER 16 OF 16 Events				
Event	Date	Medal	Name	NAT Code
	SAT 19 OCT	SILVER	BADUROVA Kamila	RUS
		BRONZE	RI Pok Hyang	PRK
		BRONZE	DAVYDOVA Daria	RUS
Women -70 kg	SUN 20 OCT	GOLD	PROKOPENKO Alena	RUS
		SILVER	PROSDOCIMO Alessandra	ITA
		BRONZE	WROBLEWSKA Eliza	POL
		BRONZE	MATNIYAZOVA Gulnoza	UZB
Women -78 kg	SUN 20 OCT	GOLD	APOTEKAR Klara	SLO
		SILVER	SALANKI Evelin	HUN
		BRONZE	DUREAU Vanessa	FRA
		BRONZE	PACUT Beata	POL
Women +78 kg	SUN 20 OCT	GOLD	WANG Yan	CHN
		SILVER	VELENSEK Anamari Klementina	SLO
		BRONZE	SOUZA Beatriz	BRA
		BRONZE	LI Yang	CHN
Men Team	TUE 22 OCT	GOLD	KHAMETOV Islam (-66 kg)	RUS
			DZHEBOV Obid (-66 kg)	RUS
			AGAIAN Armen (-73 kg)	RUS
			LAPPINAGOV Aslan (-81 kg)	RUS
			KHUBETSOV Alan (-81 kg)	RUS
			IGOLNIKOV Mikhail (-90 kg)	RUS
			TASOEV Inal (+90 kg)	RUS
			BRACHEV Anton (+90 kg)	RUS
		SILVER	CHIBANA Charles (-66 kg)	BRA
			TAKABATAKE Eric (-66 kg)	BRA
			KATSUHIRO Eduardo (-73 kg)	BRA
			YUDY Eduardo (-81 kg)	BRA
			MACEDO Rafael (-90 kg)	BRA
			BETTONI Eduardo (-90 kg)	BRA
			MOURA David (+90 kg)	BRA
			GONCALVES Leonardo (+90 kg)	BRA
		BRONZE	KIM WON JIN (-66 kg)	KOR
			JEONG YONG UK (-66 kg)	KOR
			KIM KYEONG HOON (-73 kg)	KOR
			LEE SUNG HO (-81 kg)	KOR
JUNG WON JOON (-90 kg)	KOR			
MUN KYU JOON (-90 kg)	KOR			
LEE HEON YONG (+90 kg)	KOR			
KIM SEONG JUN (+90 kg)	KOR			
BRONZE	WARD Alister (-66 kg)	FRA		
	LA ROCCA Julien (-73 kg)	FRA		

### Medallists by Weight Category

奖牌获得者(按公斤级排列)

AFTER 16 OF 16 Events					
Event	Date	Medal	Name	Weight	NAT Code
		BRONZE	JOUBERT Quentin	(-81 kg)	FRA
			CZERNIK Kevin	(-90 kg)	FRA
			OLIVAR Cedric	(+90 kg)	FRA
			TERHEC Joseph	(+90 kg)	FRA
Women Team	TUE 22 OCT	GOLD	LAN Yu	(-52 kg)	CHN
			CHEN Chen	(-52 kg)	CHN
			HUANG Liru	(-57 kg)	CHN
			LI Jing	(-57 kg)	CHN
			TANG Jing	(-63 kg)	CHN
			YAN Zi	(-70 kg)	CHN
			LI Yang	(+70 kg)	CHN
			WANG Yan	(+70 kg)	CHN
		SILVER	CHARRE Marion	(-52 kg)	FRA
			MARCUS TABELLION Coraline	(-52 kg)	FRA
			LOUIS SYDNEY Maryline	(-57 kg)	FRA
			YVIN Cloe	(-63 kg)	FRA
			BRISSON Sylvanie	(-70 kg)	FRA
			MOULIN Marie	(-70 kg)	FRA
			DUREAU Vanessa	(+70 kg)	FRA
			TOLOFUA Julia	(+70 kg)	FRA
		BRONZE	VALENTIM Eleudis	(-52 kg)	BRA
			PIMENTA Larissa	(-52 kg)	BRA
			da SILVA Tamires	(-57 kg)	BRA
			CHIBANA Gabriela	(-57 kg)	BRA
			CASTILHOS Alexia	(-63 kg)	BRA
			SILVA Rafaela	(-63 kg)	BRA
			SANTANA Ellen	(-70 kg)	BRA
			SOARES Samanta	(+70 kg)	BRA
			SOUZA Beatriz	(+70 kg)	BRA
		BRONZE	PIENKOWSKA Karolina	(-52 kg)	POL
			KUBICKA Kinga	(-52 kg)	POL
			BOROWSKA Anna	(-57 kg)	POL
			PODOLAK Arleta	(-57 kg)	POL
			TALACH GAST Karolina	(-63 kg)	POL
			OZDOBA BLACH Agata	(-63 kg)	POL
			POGORZELEC Daria	(-70 kg)	POL
WROBLEWSKA Eliza	(-70 kg)		POL		
PACUT Beata	(+70 kg)		POL		

**Contest Result**  
成绩公告

**MAT 2 - CONTEST 21**

**Winner**

**TASOEV Inal (RUS)** by Ippon in 2:33 in Final  
beat **OLTIBOEV Bekmurod (UZB)**

**Score**

Name	NAT Code	Ippon	Waza-ari	Penalty	Time
OLTIBOEV Bekmurod	UZB	0	0	0	2:33
TASOEV Inal	RUS	1	1	0	

**Techniques**

Time	Score/Penalty	Who	Technique
1:57	Waza-ari	RUS	UNA - Ura-nage
2:31	Ippon	RUS	UNA - Ura-nage

**Referee/Judges**

**Referee:** 12 ZHANG Guangyue (CHN)  
**Judge:** 27 HOSSEIN ZADEH Alireza (IRI)  
**Judge:** 4 DECLARON Mathieu (FRA)

**Outcome**

TASOEV Inal (RUS) is ranked 1st  
OLTIBOEV Bekmurod (UZB) is ranked 2nd

**Contest Result**  
成绩公告

**MAT 2 - CONTEST 6**

**Winner**

**KIM WON JIN (KOR)** by Ippon in 4:00 in Final  
beat LIMARE Vincent (FRA)

**Score**

Name	NAT Code	Ippon	Waza-ari	Penalty	Time
KIM WON JIN	KOR	1	0	S2	4:00
LIMARE Vincent	FRA	0	0	S2	

**Techniques**

Time	Score/Penalty	Who	Technique
0:20	Waza-ari	KOR	HIZ - Hiza-guruma
2:15	Shido	KOR	S1 - S1
2:15	Shido	FRA	S1 - S1
3:44	Shido	KOR	S2 - S2
3:45	Shido	FRA	S2 - S2
4:00	Waza-ari	KOR	TNG - Tomoe-nage

**Referee/Judges**

**Referee:** 12 ZHANG Guangyue (CHN)  
**Judge:** 16 POZVEK Emil (SLO)  
**Judge:** 11 LAPA Julio (BRA)

**Outcome**

KIM WON JIN (KOR) is ranked 1st  
LIMARE Vincent (FRA) is ranked 2nd

**Legend:**

**S** Shido (1, 2, 3)

Contest Result  
成绩公告

MAT 2 - CONTEST 12

Winner

**SHTURBABIN Artyom (UZB)** by Ippon in 1:14(GS) in Final  
beat **TILOVOV Mukhriddin (UZB)**

Score

Name	NAT Code	Ippon	Waza-ari	Penalty	Time
TILOVOV Mukhriddin	UZB	0	0	H	1:14(GS)
SHTURBABIN Artyom	UZB	0	0	S1	

Techniques

Time	Score/Penalty	Who	Technique
1:39	Shido	UZB	S1 - S1
3:39	Shido	UZB	S1 - S1
0:21(GS)	Shido	UZB	S2 - S2
1:14(GS)	Shido	UZB	S3 - S3

Referee/Judges

**Referee:** 18 FROST Marcel Raphael (GER)  
**Judge:** 15 TAZHIKOV Yerlan (KAZ)  
**Judge:** 16 POZVEK Emil (SLO)

Outcome

SHTURBABIN Artyom (UZB) is ranked 1st  
TILOVOV Mukhriddin (UZB) is ranked 2nd

Legend:

**GS** Golden Score      **H** Hansoku-Make(H)      **S** Shido (1, 2, 3)



**Contest Result**  
成绩公告

**MAT 2 - CONTEST 18**

**Winner**

**TURAEV Khikmatillokh (UZB)** by Waza-Ari in 4:00 in Final  
beat SAIYINJIRIGALA (CHN)

**Score**

Name	NAT Code	Ippon	Waza-ari	Penalty	Time
SAIYINJIRIGALA	CHN	0	0	S1	4:00
TURAEV Khikmatillokh	UZB	0	1	S2	

**Techniques**

Time	Score/Penalty	Who	Technique
0:55	Shido	UZB	S1 - S1
2:02	Waza-ari	UZB	OSG - Osoto-gari
3:11	Shido	CHN	S1 - S1
3:48	Shido	UZB	S2 - S2

**Referee/Judges**

**Referee:** 14 VARI Tibor (HUN)  
**Judge:** 19 SKAMAROUSKI Siarhei (BLR)  
**Judge:** 20 SOE Nyan (MYA)

**Outcome**

TURAEV Khikmatillokh (UZB) is ranked 1st  
SAIYINJIRIGALA (CHN) is ranked 2nd

**Legend:**

**S** Shido (1, 2, 3)

**Contest Result**  
成绩公告

**MAT 2 - CONTEST 3**

**Winner**

**IVANOV Ivaylo (BUL)** by Waza-Ari in 4:00 in Final  
beat **REGIS Andrea (ITA)**

**Score**

Name	NAT Code	Ippon	Waza-ari	Penalty	Time
REGIS Andrea	ITA	0	0	0	4:00
IVANOV Ivaylo	BUL	0	1	S1	

**Techniques**

Time	Score/Penalty	Who	Technique
0:20	Waza-ari	BUL	SON - Seoi-nage
2:42	Shido	BUL	S1 - S1

**Referee/Judges**

**Referee:** 18 FROST Marcel Raphael (GER)  
**Judge:** 24 BAIOUMY Ahmed (EGY)  
**Judge:** 25 MINIER VALDEZ Juan Manuel (DOM)

**Outcome**

IVANOV Ivaylo (BUL) is ranked 1st  
REGIS Andrea (ITA) is ranked 2nd

**Legend:**

**S** Shido (1, 2, 3)

**Contest Result**  
成绩公告

**MAT 2 - CONTEST 9**

**Winner**

**IGOLNIKOV Mikhail (RUS)** by Waza-Ari in 4:00 in Final  
beat **JUNG WON JOON (KOR)**

**Score**

Name	NAT Code	Ippon	Waza-ari	Penalty	Time
IGOLNIKOV Mikhail	RUS	0	1	S1	4:00
JUNG WON JOON	KOR	0	0	S2	

**Techniques**

Time	Score/Penalty	Who	Technique
1:18	Shido	KOR	S1 - S1
1:57	Waza-ari	RUS	AGU - Ashi-gurum
3:20	Shido	KOR	S2 - S2
3:36	Shido	RUS	S1 - S1

**Referee/Judges**

**Referee:** 14 VARI Tibor (HUN)  
**Judge:** 12 ZHANG Guangyue (CHN)  
**Judge:** 24 BAI OUMY Ahmed (EGY)

**Outcome**

IGOLNIKOV Mikhail (RUS) is ranked 1st  
JUNG WON JOON (KOR) is ranked 2nd

**Legend:**

**S** Shido (1, 2, 3)

Contest Result  
成绩公告

MAT 2 - CONTEST 15

Winner

**MUKETE Daniel (BLR)** by Ippon in 0:42 in Final  
beat **OLIVAR Cedric (FRA)**

Score

Name	NAT Code	Ippon	Waza-ari	Penalty	Time
OLIVAR Cedric	FRA	0	0	0	0:42
MUKETE Daniel	BLR	1	0	0	

Techniques

Time	Score/Penalty	Who	Technique
0:40	Ippon	BLR	KSK - Kosoto-gake

Referee/Judges

Referee: 8 HAN Sang Ho (PRK)  
Judge: 5 PAROJAI Wahyuddin (INA)  
Judge: 18 FROST Marcel Raphael (GER)

Outcome

MUKETE Daniel (BLR) is ranked 1st  
OLIVAR Cedric (FRA) is ranked 2nd

## Contest Result 成绩公告

### Competition

Date: TUE 22 OCT 2019  
MAT: MAT 2  
Match No: 2022

### Competition Summary

		White	Score(nnP) Game Point	Blue
		Brazil(BRA)	0 - 3 (0) - (27)	Russian Federation(RUS)
Men -81 kg	YUDY Eduardo		L - W 0s1 - 1s2 (0) - (7)	KHUBETSOV Alan
Men -90 kg	BETTONI Eduardo		L - W 0 - 10 (0) - (10)	IGOLNIKOV Mikhail
Men +90 kg	MOURA David		L - W 0 - 10 (0) - (10)	TASOEV Inal
Men -66 kg	CHIBANA Charles		- 0 - 0	KHAMETOV Islam
Men -73 kg	KATSUHIRO Eduardo		- 0 - 0	AGAIAN Armen

### Outcome

Russian Federation(RUS) is ranked 1st  
Brazil(BRA) is ranked 2nd



Contest Result  
成绩公告

MAT 2 - CONTEST 18

Winner

**WANG Yan (CHN)** by Waza-Ari in 4:00 in Final  
beat **VELENSEK Anamari Klementina (SLO)**

Score

Name	NAT Code	Ippon	Waza-ari	Penalty	Time
VELENSEK Anamari Klementina	SLO	0	0	0	4:00
WANG Yan	CHN	0	1	S1	

Techniques

Time	Score/Penalty	Who	Technique
1:04	Waza-ari	CHN	HRG - Harai-goshi
3:53	Shido	CHN	S1 - S1

Referee/Judges

Referee: 13 ERANA CASTILLO Enrique Jose (ESP)  
Judge: 9 AMANDURDYEV Rovshen (TKM)  
Judge: 27 HOSSEIN ZADEH Alireza (IRI)

Outcome

WANG Yan (CHN) is ranked 1st  
VELENSEK Anamari Klementina (SLO) is ranked 2nd

Legend:

S Shido (1, 2, 3)

Contest Result  
成绩公告

MAT 2 - CONTEST 3

Winner

**CHEN Chen (CHN)** by Ippon in 9:35(GS) in Final  
beat **DOLGOVA Irina (RUS)**

Score

Name	NAT Code	Ippon	Waza-ari	Penalty	Time
DOLGOVA Irina	RUS	0	0	H	9:35(GS)
CHEN Chen	CHN	0	0	S2	

Techniques

Time	Score/Penalty	Who	Technique
0:28	Shido	RUS	S1 - S1
0:28	Shido	CHN	S1 - S1
2:32	Shido	RUS	S2 - S2
3:43	Shido	CHN	S2 - S2
9:35(GS)	Shido	RUS	S3 - S3

Referee/Judges

**Referee:** 2 MAHARRAMOV Valeh (AZE)  
**Judge:** 12 ZHANG Guangyue (CHN)  
**Judge:** 6 BAASANJAV Uuganbaatar (MGL)

Outcome

CHEN Chen (CHN) is ranked 1st  
DOLGOVA Irina (RUS) is ranked 2nd

Legend:

**GS** Golden Score      **H** Hansoku-Make(H)      **S** Shido (1, 2, 3)

Contest Result  
成绩公告

MAT 2 - CONTEST 9

Winner

**HUANG Liru (CHN)** by Ippon in 1:36(GS) in Final  
beat LAN Yu (CHN)

Score

Name	NAT Code	Ippon	Waza-ari	Penalty	Time
HUANG Liru	CHN	1	0	S1	1:36(GS)
LAN Yu	CHN	0	0	S2	

Techniques

Time	Score/Penalty	Who	Technique
3:03	Shido	CHN	S1 - S1
3:57	Shido	CHN	S2 - S2
0:55(GS)	Shido	CHN	S1 - S1
1:36(GS)	Waza-ari	CHN	OGO - O-goshi

Referee/Judges

**Referee:** 27 HOSSEIN ZADEH Alireza (IRI)  
**Judge:** 23 SACCHI Giulio (ITA)  
**Judge:** 19 SKAMAROUSKI Siarhei (BLR)

Outcome

HUANG Liru (CHN) is ranked 1st  
LAN Yu (CHN) is ranked 2nd

Legend:

**GS** Golden Score      **S** Shido (1, 2, 3)



Contest Result  
成绩公告

MAT 2 - CONTEST 15

Winner

**SILVA Rafaela (BRA)** by Ippon in 1:26 in Final  
beat **ANDREEA STEFANIA Chitu (ROU)**

Score

Name	NAT Code	Ippon	Waza-ari	Penalty	Time
SILVA Rafaela	BRA	1	0	S1	1:26
ANDREEA STEFANIA Chitu	ROU	0	0	S1	

Techniques

Time	Score/Penalty	Who	Technique
0:29	Waza-ari	BRA	AGU - Ashi-gurum
1:10	Shido	BRA	S1 - S1
1:10	Shido	ROU	S1 - S1
1:20	Waza-ari	BRA	YGU - Yoko-guruma

Referee/Judges

**Referee:** 23 SACCHI Giulio (ITA)  
**Judge:** 5 PAROJAI Wahyuddin (INA)  
**Judge:** 7 NIEWIADOMSKI Jaroslaw (POL)

Outcome

SILVA Rafaela (BRA) is ranked 1st  
ANDREEA STEFANIA Chitu (ROU) is ranked 2nd

Legend:

**S** Shido (1, 2, 3)

**Contest Result**  
成绩公告

**MAT 2 - CONTEST 21**

**Winner**

**TANG Jing (CHN)** by Ippon in 1:20 in Final  
beat **BADUROVA Kamila (RUS)**

**Score**

Name	NAT Code	Ippon	Waza-ari	Penalty	Time
TANG Jing	CHN	1	0	0	1:20
BADUROVA Kamila	RUS	0	0	0	

**Techniques**

Time	Score/Penalty	Who	Technique
1:15	Ippon	CHN	SAJ - Sankaku-jime

**Referee/Judges**

**Referee:** 4 DECLARON Mathieu (FRA)  
**Judge:** 14 VARI Tibor (HUN)  
**Judge:** 2 MAHARRAMOV Valeh (AZE)

**Outcome**

TANG Jing (CHN) is ranked 1st  
BADUROVA Kamila (RUS) is ranked 2nd

**Contest Result**  
成绩公告

**MAT 2 - CONTEST 6**

**Winner**

**PROKOPENKO Alena (RUS)** by Ippon in 0:29 in Final  
beat PROSDOCIMO Alessandra (ITA)

**Score**

Name	NAT Code	Ippon	Waza-ari	Penalty	Time
PROKOPENKO Alena	RUS	1	0	S1	0:29
PROSDOCIMO Alessandra	ITA	0	0	0	

**Techniques**

Time	Score/Penalty	Who	Technique
0:19	Shido	RUS	S1 - S1
0:29	Ippon	RUS	KSK - Kosoto-gake

**Referee/Judges**

**Referee:** 4 DECLARON Mathieu (FRA)  
**Judge:** 2 MAHARRAMOV Valeh (AZE)  
**Judge:** 3 SALINAS Fernando (CHI)

**Outcome**

PROKOPENKO Alena (RUS) is ranked 1st  
PROSDOCIMO Alessandra (ITA) is ranked 2nd

**Legend:**

**S** Shido (1, 2, 3)

**Contest Result**  
成绩公告

**MAT 2 - CONTEST 12**

**Winner**

**APOTEKAR Klara (SLO)** by Waza-Ari in 4:00 in Final  
beat **SALANKI Evelin (HUN)**

**Score**

Name	NAT Code	Ippon	Waza-ari	Penalty	Time
SALANKI Evelin	HUN	0	0	S1	4:00
APOTEKAR Klara	SLO	0	1	0	

**Techniques**

Time	Score/Penalty	Who	Technique
2:40	Waza-ari	SLO	OSG - Osoto-gari
3:29	Shido	HUN	S1 - S1

**Referee/Judges**

**Referee:** 19 SKAMAROUSKI Sjarhei (BLR)  
**Judge:** 22 PAPADAKIS Nikolaos (GRE)  
**Judge:** 25 MINIER VALDEZ Juan Manuel (DOM)

**Outcome**

APOTEKAR Klara (SLO) is ranked 1st  
SALANKI Evelin (HUN) is ranked 2nd

**Legend:**

**S** Shido (1, 2, 3)

## Contest Result 成绩公告

### Competition

Date: TUE 22 OCT 2019  
MAT: MAT 2  
Match No: 2019

### Competition Summary

White	Score(nnP) Game Point	Blue
People's Republic of China(CHN)	3 - 0 (27) - (0)	France(FRA)

Women -52 kg	LAN Yu	W - L 1s1 - 0s1 (7) - (0)	MARCUS TABELLION Coraline
Women -57 kg	HUANG Liru	W - L 10 - 0 (10) - (0)	LOUIS SYDNEY Maryline
Women -63 kg	TANG Jing	W - L 10 - 0 (10) - (0)	YVIN Cloe
Women -70 kg	YAN Zi	- 0 - 0	BRISSON Sylvanie
Women +70 kg	WANG Yan	- 0 - 0	TOLOFUA Julia

### Outcome

People's Republic of China(CHN) is ranked 1st  
France(FRA) is ranked 2nd

## Medallists by Event

奖牌获得者(按项目排列)

As of THU 24 OCT 2019

Event	Date	Medal	Name	Nation
Men Individual	23 OCT 2019	Gold	PAN Yucheng	CHN
		Silver	ANIU Ergu	CHN
		Bronze	CASTRO Douglas	BRA
Men Team	23 OCT 2019	Gold	PAN Yucheng ANIU Ergu WANG Maolin ZHANG Zheng	CHN
		Silver	ALPATOV Sergei KRYLOV Aleksei DRIUKHANOV Ivan SVECHNIKOV Pavel	RUS
		Bronze	CASTRO Douglas DIAS Thiago CSUKA Renan NETO Miguel	BRA
Men Obstacle Relay	24 OCT 2019	Gold	RI Chung Song KIM Un chol HWANG Chol Song KIM Kum Hyok HAN Ho Hyon	PRK
		Silver	CASTRO ALBINO Edgar Mesias AUGUSTO DAVID Merchan Guevara RODRIGUEZ PATINO Lenin Javier VERA RAMIREZ Iner Fidian VALAREZO SANCHEZ Felix Alberto	ECU
		Bronze	HILIANCHUK VasyI MATIUSHENKO Vitalii TKACHENKO Yurii TSOMA Vitalii BYBKO Andrii	UKR
Women Individual	23 OCT 2019	Gold	LU Pinpin	CHN
		Silver	GUAN Chaonan	CHN
		Bronze	WANG Tanglin	CHN
Women Team	23 OCT 2019	Gold	LU Pinpin GUAN Chaonan WANG Tanglin	CHN
		Silver	HJALAGER Sara HELENE Nielsen DIDERIKSEN Sofie	DEN
		Bronze	AKSENOVA Evgeniia SVECHNIKOVA Irina EGOROVA Liudmila	RUS

## Medallists by Event

奖牌获得者(按项目排列)


As of THU 24 OCT 2019

Event	Date	Medal	Name	Nation
Women Obstacle Relay	24 OCT 2019	Gold	LU Pinpin GUAN Chaonan WANG Tanglin SUN Hongyan	CHN
		Silver	AKSENOVA Evgeniia SVECHNIKOVA Irina EGOROVA Liudmila KONOPKO Anastasiia	RUS
		Bronze	PURIFICACAO Naiana LIMA Brenna SANTOS Elisangela CAMPANHOLA Camila	BRA

## Total Results (Individual)

总成绩 (个人)

As of WED 23 OCT 2019






Place	Rank	Name	Nation						Total Points
1	Captain	PAN Yucheng	CHN	1106.0	1213.5	1134.4	1043.6	1120.0	5617.5
2	First Sergeant	ANIU Ergu	CHN	1085.7	1145.6	1132.0	1126.0	1075.9	5565.2
3	CAPT.	CASTRO Douglas	BRA	1035.0	1177.1	1144.0	1057.2	1133.8	5547.1
4	Captain	ALPATOV Sergei	RUS	1064.7	1119.0	1136.8	1080.0	1127.9	5528.4
5	Captain	WANG Maolin	CHN	1107.4	1118.3	1134.4	1066.0	1099.5	5525.6
6	Captain	KRYLOV Aleksei	RUS	1028.3	1154.0	1136.8	1060.0	1127.6	5506.7
7	1ST LT	DIAS Thiago	BRA	1079.8	1152.6	1108.0	1007.6	1155.3	5503.3
8	Sergeant	ZHANG Zheng	CHN	1085.4	1104.3	1184.8	1030.8	1073.0	5478.3
9	CAPTAIN	RI Chung Song	PRK	1064.4	1153.3	1124.8	1059.6	1074.7	5476.8
10	Sgt	WEBER Markus Dieter	AUT	1106.0	1116.9	1144.0	1028.4	1068.0	5463.3
11	2ND LT	CSUKA Renan	BRA	1057.7	1171.5	1151.2	1005.6	1069.1	5455.1
12	Captain	DRIUKHANOVA Ivan	RUS	1050.0	1070.4	1108.0	1054.4	1155.9	5438.7
13	Sergeant	HVALONSKI Roman	EST	1122.5	1064.4	1057.6	978.0	1208.1	5430.6
14	CAPTAIN	SHKURUK Henadzi	BLR	1100.4	1093.8	1069.6	1094.0	1065.9	5423.7
15	CAPTAIN	VASILEUSKI Aliaksandr	BLR	1115.1	1133.7	1122.4	992.0	1057.7	5420.9
16	Warrant	MIKHNIUK Pavel	BLR	1049.7	1043.4	1091.2	1034.0	1197.8	5416.1
17	FIRST CORPORAL	MENDOZA RODRIGUEZ Daniel Alejandro	COL	1049.7	1103.6	1124.8	1064.4	1071.2	5413.7
18	Warrant officer	SVECHNIKOV Pavel	RUS	1058.4	1042.7	1144.0	1065.6	1102.7	5413.4
19	OR-6	RAUCH Damian Michael	GER	1127.7	1112.0	1156.0	1003.2	1013.2	5412.1
20	LANCE CORPORAL	CASTRO ALBINO Edgar Mesias	ECU	1100.1	1130.9	1074.4	1076.8	1027.6	5409.8
21	sergeant	ALTHAWADI Fahad	BRN	1114.4	1138.6	1072.0	1002.8	1067.1	5394.9
22	OR-3	STEPE Dainis	LAT	1079.1	1123.9	1055.2	997.2	1134.5	5389.9
23	1.Lt	SKONNORD Kristoffer Petersen	NOR	1050.0	1092.4	1076.8	1061.6	1101.1	5381.9
24	lieutenant colonel	MARKEVICH Andrei	BLR	1085.7	1064.4	1139.2	1055.6	1034.9	5379.8
25	CORPORAL	AUGUSTO DAVID Merchan Guevara	ECU	1100.4	1133.0	1086.4	1013.6	1044.6	5378.0
26	1ST LT	NETO Miguel	BRA	1063.0	1144.9	1134.4	1023.2	1001.1	5366.6
27	OR-7	SONNENBERG Andrej	GER	1100.8	1092.4	1139.2	944.0	1083.7	5360.1
28	1.Lt	DREYER Marius	NOR	1078.7	1074.9	1098.4	1082.8	1013.9	5348.7
29	corporal	ALANEZI Sultan	BRN	1094.5	1109.9	1050.4	1052.8	1039.6	5347.2
30	LANCE CORPORAL	RODRIGUEZ PATINO Lenin Javier	ECU	979.7	1140.0	1110.4	1032.0	1060.3	5322.4
31	CAPTAIN	VIARENICH Viktor	BLR	1077.7	1090.3	1100.8	983.2	1067.3	5319.3
32	OR-3	GAJ Louis Edmund	GER	1100.4	1112.0	1086.4	1032.8	978.3	5309.9
33	LANCE CORPORAL	VERA RAMIREZ Iner Fidian	ECU	1056.7	1105.7	1132.0	1072.8	939.1	5306.3
34	Cabo 2° IM	CARVAJAL Garlan	CHI	1077.7	1060.9	1069.6	1015.2	1079.3	5302.7
35	1ST LT	MAFRA Daniel	BRA	1001.0	1089.6	1136.8	988.4	1066.2	5282.0
36	Captain	KARLSSON Daniel	SWE	1100.8	1015.4	1072.0	1020.0	1070.8	5279.0
37	SOLD	LOPEZ ABELLAN Aday Salvador	ESP	1071.7	1088.2	1026.4	962.0	1128.4	5276.7
38	LIEUTENANT	HILIANCHUK Vasyl	UKR	1100.8	1077.0	1074.4	996.8	1027.6	5276.6
39	MCpl	HOFER Christian Andreas	AUT	1121.1	962.6	1110.4	1035.2	1045.4	5274.7
40	Captain	GONG Guobao	CHN	1099.4	1048.3	1081.6	1022.0	1013.4	5264.7
41	sgt	NOERRELYKKE Nickolaj	DEN	1099.7	1061.6	1088.8	986.8	1024.5	5261.4
42	Cabo 2° IM	ABAD Moises	CHI	1078.7	1028.7	1084.0	1070.8	991.7	5253.9
43	Cpl	SEYSER Mario	AUT	1086.4	1040.6	1132.0	1094.4	899.5	5252.9
44	sgt. 1st class	NADIM KIM Yehia	DEN	1000.3	1006.3	1110.4	1051.6	1074.8	5243.4
45	CPL	RICCIO Davide	ITA	1050.0	1095.2	1151.2	1020.8	922.7	5239.9
46	Korpral	WIGNELL Cimmie	SWE	1086.4	1100.8	1019.2	947.2	1081.3	5234.9
47	CAPTAIN	KIM Un chol	PRK	1057.0	1108.5	1088.8	984.4	984.4	5223.1
48	Cabo 1°	DIAZ Luis	CHI	1064.0	1049.7	1062.4	964.8	1082.1	5223.0
49	LIEUTENANT	MATIUSHENKO Vitalii	UKR	1078.4	1031.9	1103.2	939.6	1049.6	5202.7
50	PRIVATE PROFESSIONAL	POLO MARTINEZ Alexander	COL	895.3	1136.5	1091.2	1068.0	1005.1	5196.1
51	Master Corporal	SADOUKI Abdelghani	ALG	1022.0	1097.3	1033.6	962.0	1080.2	5195.1
52	FIRST CORPORAL	GOMEZ BUELVAS Edwin Javier	COL	1058.1	1030.8	1098.4	1024.8	980.9	5193.0



## Total Results (Individual)

总成绩 (个人)






As of WED 23 OCT 2019

Place	Rank	Name	Nation						Total Points
53	Cpl	PERNJAK Markus	AUT	1058.1	978.7	1098.4	986.0	1057.8	5179.0
54	SOLDIER	HWANG Chol Song	PRK	839.7	1136.5	1079.2	1037.6	1084.4	5177.4
55	SECOND LIEUTENANT	VALAREZO SANCHEZ Felix Alberto	ECU	1063.3	1093.8	1004.8	964.0	1050.6	5176.5
56	Cabo 2° IM	PARRA Yeral	CHI	1100.1	1037.1	1009.6	1082.0	944.6	5173.4
57	CORPORAL	LAICHE Abdelhak	ALG	1077.7	1098.0	947.2	950.0	1100.1	5173.0
58	PRIMER TENIENTE	VILLA Wilson	VEN	1085.7	1055.3	1081.6	1016.4	931.2	5170.2
59	CORPORAL	SENANI Oualid	ALG	916.0	1126.0	985.6	1006.0	1128.8	5162.4
60	LIEUTENANT	TKACHENKO Yurii	UKR	1085.4	1021.7	1014.4	1063.2	971.5	5156.2
61	SECOND CORPORAL	MOSQUERA MURILLO Eduar Yesid	COL	951.3	1083.3	1122.4	961.2	1028.2	5146.4
62	Pvt	LEMVIG Jonas	DEN	958.7	1088.2	1033.6	983.2	1078.8	5142.5
63	1.LT	LIEN Lars Oyvind Sandal	NOR	1093.8	1023.8	961.6	953.2	1104.6	5137.0
64	SOLD	CAMPOS FARAGO Kilian	ESP	1009.1	1032.9	1038.4	991.6	1064.7	5136.7
65	LIEUTENANT	TSOMA Vitalii	UKR	1086.4	986.4	1062.4	901.2	1096.6	5133.0
66	CAPTAIN	KIM Kum Hyok	PRK	979.0	1122.5	1033.6	1067.6	915.9	5118.6
67	FIRST SERGEANT	LOTVONEN Miika	FIN	1100.1	992.3	1057.6	932.4	1035.1	5117.5
68	SOLD	LEON MEDINA Aaron Jesus	ESP	1078.4	993.7	1050.4	1030.8	959.1	5112.4
69	LIEUTENANT	TAIPALE Henri	FIN	1071.7	977.6	1067.2	1078.0	917.2	5111.7
70	OR-6	REUSS Philipp	GER	1085.0	961.5	1062.4	991.2	1005.6	5105.7
71	Sgt	VERHOEVEN Nicky	NED	1009.8	980.4	1093.6	1049.2	969.6	5102.6
72	Major	FORBORD Erik	NOR	1042.7	1045.5	949.6	989.2	1065.3	5092.3
73	CAPTAIN	HAN Ho Hyon	PRK	1028.3	1121.8	942.4	944.0	1038.0	5074.5
74	LT	KAMPEN Thys	NED	1023.1	947.5	1110.4	1032.0	955.9	5068.9
75	WO.	ALKAABI Younes	UAE	1078.4	1002.8	1040.8	995.2	945.4	5062.6
76	sgt 1st class	OLE Kristensen	DEN	1042.0	1015.4	1040.8	998.4	965.4	5062.0
77	OR-4	OBERTSHAUSER Tassilo	GER	1064.4	1055.3	1021.6	957.2	952.3	5050.8
78	Ssgt.	ALKHOORI Khalid	UAE	958.3	1086.8	1021.6	860.0	1096.7	5023.4
79	PVT	GORBACHEV Alexandr	KAZ	1049.7	1004.9	1036.0	981.2	950.2	5022.0
80	MASTER CORPORAL	ALLALOU Lounes	ALG	1072.8	1125.3	1091.2	756.0	973.3	5018.6
81	SGT	SYSSOYEV Alexandr	KAZ	986.3	942.6	959.2	977.2	1146.1	5011.4
82	Sgt	LATHOUWERS Maik	NED	1035.3	994.4	1028.8	928.8	1019.7	5007.0
83	LIEUTENANT	YLIPEKKALA Juho	FIN	1107.8	965.0	1060.0	924.8	929.9	4987.5
84	OR-6	WAGNON Remy	FRA	1000.3	1044.1	1110.4	809.6	1020.7	4985.1
85	WMR	OTTER Jonathan	NED	994.4	1015.4	1108.0	954.0	911.7	4983.5
86	PRIMER TENIENTE	HENRRIQUEZ Gregory	VEN	1051.1	969.6	1038.4	997.2	926.1	4982.4
87	TENIENTE	MEJIAS German	VEN	1021.0	965.4	1036.0	925.2	1026.6	4974.2
88	OR3	AABERG Tobias	SWE	1064.4	990.9	1012.0	936.8	970.0	4974.1
89	LIEUTENANT	NEVALAINEN Petri	FIN	1035.7	1050.4	1103.2	950.8	833.8	4973.9
90	LIEUTENANT	BYBKO Andrii	UKR	972.7	1083.3	1057.6	910.4	928.7	4952.7
91	OF-0	BAJARS Matiss	LAT	1022.4	960.1	1036.0	970.4	951.4	4940.3
92	PRIMER TENIENTE	SANZ Yotsan	VEN	1028.3	997.9	966.4	896.4	1043.0	4932.0
93	Chief sergeant	GHEROUZ Sbaa	ALG	853.7	1084.0	988.0	937.2	1066.6	4929.5
94	SGT	GARCIA ROMERO Javier Stalyn	ESP	1009.4	992.3	1067.2	915.2	944.0	4928.1
95	1LT	PICKA Matej	CZE	930.3	951.7	1132.0	960.4	947.3	4921.7
96	Cabo 2°	ROA Hector	CHI	897.1	1001.4	1108.0	1054.8	842.6	4903.9
97	MAJ	SKOVRTAL Michal	CZE	1100.4	895.0	1069.6	910.8	868.9	4844.7
98	ALFEREZ DE NAVIO	ESCALONA CARVAJAL Enderson Jose	VEN	965.3	919.2	942.4	1072.0	936.4	4835.3
98	CPL	TOMICA Martin	CZE	973.0	922.3	1038.4	993.6	908.0	4835.3
100	CPL	GATTO Giulio	ITA	1021.7	902.0	1064.8	868.8	947.3	4804.6
101	SGT	VRBA Ivo	CZE	1022.0	881.7	1124.8	994.0	776.4	4798.9
102	CAPTAIN	GHAZIZADEH EHSAEI Mahmood	IRI	1028.7	985.3	923.2	906.0	941.1	4784.3
103	OF-1	MARIN Gaetan	FRA	972.3	964.3	1033.6	779.6	1021.7	4771.5
104	MAJOR	SALARI KISGANI Yasin	IRI	938.0	922.7	892.0	950.8	1028.8	4732.3

### Total Results (Individual)

总成绩 (个人)

As of WED 23 OCT 2019

Place	Rank	Name	Nation						Total Points
105	OF-1	PAILLERET Guilhem	FRA	1049.3	899.2	884.8	801.6	1088.0	4722.9
106	WO	ALJNEIBE Suhail	UAE	972.7	916.7	978.4	989.2	841.4	4698.4
107	Private	LARSEN Espen Mellbye	NOR	1078.0	826.1	1081.6	934.8	772.4	4692.9
108	OR-5	CAU Quentin	FRA	1029.7	788.3	952.0	747.2	1173.7	4690.9
109	PFC	NEUMANN Vojtech	CZE	902.3	893.6	1093.6	945.6	813.0	4648.1
110	CORPORAL	MAJADA COITO Francisco Jose	ESP	860.3	945.4	1060.0	936.8	824.8	4627.3
111	Ssgt	KAMARUNAS Vytautas	LTU	909.0	958.0	954.4	881.2	916.5	4619.1
112	Maj	REVAITIS Algirdas	LTU	853.0	888.0	995.2	987.2	887.7	4611.1
113	CAPTAIN	HEMATI BOSHEHRI Mohammad Jafar	IRI	881.0	957.3	940.0	932.4	868.6	4579.3
114	1.sergeant	BERGSTROEM Erik	SWE	1050.4	895.4	1036.0	962.4	623.6	4567.8
115	Sergeant First Class	GAVRIL Manga	ROU	783.0	1013.3	832.0	950.8	950.7	4529.8
116	Sgt	SILERIS Audrius	LTU	797.3	923.0	1002.4	940.4	859.6	4522.7
117	WO	ALDARMAKI Humaid	UAE	923.3	902.7	942.4	910.8	834.6	4513.8
118	CAPTAIN	ANSARI BAREZI Jahangir	IRI	748.0	791.1	956.8	984.8	1030.2	4510.9
119	Corporal	VASILE Luci	ROU	727.3	983.2	932.8	1000.8	864.2	4508.3
120	SGT	NYGYMETOV Agybay	KAZ	909.0	856.9	781.6	895.6	1053.8	4496.9
121	CAPTAIN	SHIKHLANGI Hossinali	IRI	909.3	911.8	856.0	937.2	868.8	4483.1
122	Cpl.	ALZAABI Omar	UAE	847.4	1007.0	930.4	829.2	785.8	4399.8
123	SGT	SATZHANOV Rustam	KAZ	979.0	839.7	695.2	906.8	948.8	4369.5
124	Corporal	IOAN Suci	ROU	972.7	659.8	889.6	960.8	834.2	4317.1
125	Master Sergeant	FLORIN MARCEL Laza	ROU	433.0	876.1	949.6	864.4	1044.6	4167.7
126	MCpl	EIBL Philipp	AUT	1099.0	DNS	DNS	1027.2	DNS	2126.2
127	PVT	RONZONI Cristiano	ITA	1028.7	971.3	DNS	DNS	DNS	2000.0
128	OR-4	TELLIER Fabrice	FRA	1035.7	627.7	DNS	DNS	DNS	1663.4
129	Lieutenant	SVECHNIKOV Aleksei	RUS	1093.1	DNF	DNS	DNS	DNS	1093.1
130	1.Sgt	CAICEDO PERALTA Diomedes	COL	DNS	DNS	DNS	DNS	DNS	

Announced: 130

CSC Secretary:

Not Scored: 1

Scored: 129

**Legend:**

**DNS** Did not start                      **DNF** Did not finish

## Results (Obstacle Realy)

### 成绩公告 (障碍跑接力)

As of THU 24 OCT 2019

Nation	Rank	Name	Qualification	Quarter-Final	Semi-Final	Heat for 3rd Place	Final
1 PRK	CAPTAIN	HAN Ho Hyon	4	4	4		4
	SOLDIER	HWANG Chol Song					
	CAPTAIN	RI Chung Song	1	1	1		1
	CAPTAIN	KIM Kum Hyok	3	3	3		3
	CAPTAIN	KIM Un chol	2	2	2		2
			1:48.510	1:49.050	1:52.510		1:45.120
2 ECU	LANCE CORPORAL	VERA RAMIREZ Iner Fidian	1	1	1		1
	CORPORAL	AUGUSTO DAVID Merchan Guevara	2	2	2		2
	LANCE CORPORAL	RODRIGUEZ PATINO Lenin Javier	3	3	3		3
	SECOND LIEUTENANT	VALAREZO SANCHEZ Felix Alberto					
	LANCE CORPORAL	CASTRO ALBINO Edgar Mesias	4	4	4		4
			1:49.420	1:51.980	1:49.490		1:46.040
3 UKR	LIEUTENANT	TKACHENKO Yurii	1	1	1		
	LIEUTENANT	HILIANCHUK Vasyi	3	3	3		
	LIEUTENANT	BYBKO Andrii	2	2	2		
	LIEUTENANT	TSOMA Vitalii					
	LIEUTENANT	MATIUSHENKO Vitalii	4	4	4		
			1:57.590	1:53.330	2:02.600		
4 ALG	Chief sergeant	GHEROUZ Sbaa	2	2	2		
	MASTER CORPORAL	ALLALOU Lounes	1	1	3		
	CORPORAL	SENANI Oualid	4	4	4		
	Master Corporal	SADOUKI Abdelghani	3	3			
	CORPORAL	LAICHE Abdelhak			1		
			1:54.220	1:50.460	DNF	DNS	
5 BLR	CAPTAIN	SHKURUK Henadzi	4	4			
	Warrant	MIKHNIUK Pavel					
	CAPTAIN	VIARENICH Viktor	2	2			
	lieutenant colonel	MARKEVICH Andrei	1	1			
	CAPTAIN	VASILEUSKI Aliaksandr	3	3			
			1:53.640	1:50.610			
6 BRA	1ST LT	MAFRA Daniel					
	1ST LT	NETO Miguel	3	3			
	1ST LT	DIAS Thiago	4	4			
	2ND LT	CSUKA Renan	2	2			
	CAPT.	CASTRO Douglas	1	1			
			1:55.360	1:50.880			
7 VEN	PRIMER TENIENTE	VILLA Wilson	1	1			
	ALFEREZ DE NAVIO	ESCALONA CARVAJAL Enderson Jose	2	2			
	TENIENTE	MEJIAS German	4	4			
	PRIMER TENIENTE	HENRRIQUEZ Gregory					
	PRIMER TENIENTE	SANZ Yotsan	3	3			
			1:56.960	1:55.670			
8 COL	SECOND CORPORAL	MOSQUERA MURILLO Eduar Yesid	1	1			
	PRVATE PROFESSIONAL	POLO MARTINEZ Alexander	3	3			

## Results (Obstacle Relay)

成绩公告 (障碍跑接力)

As of THU 24 OCT 2019

Nation	Rank	Name	Qualification	Quarter-Final	Semi-Final	Heat for 3rd Place	Final
8	COL	FIRST CORPORAL	MENDOZA RODRIGUEZ Daniel Alejandro	2	2		
		FIRST CORPORAL	GOMEZ BUELVAS Edwin Javier	4	4		
			1:58.560	1:54.010			
9	SWE	Korporal	WIGNELL Cimmie	3			
		OR3	AABERG Tobias	4			
		Captain	KARLSSON Daniel	1			
		1.sergeant	BERGSTROEM Erik	2			
			2:00.230				
10	DEN	Pvt	LEMVIG Jonas	1			
		sgt	NOERRELYKKE Nickolaj	4			
		sgt. 1st class	NADIM KIM Yehia	2			
		sgt 1st class	OLE Kristensen	3			
			2:00.900				
11	CHN	Captain	WANG Maolin	4			
		Sergeant	ZHANG Zheng	3			
		Captain	PAN Yucheng	1			
		First Sergeant	ANIU Ergu	2			
		Captain	GONG Guobao				
			2:01.170				
12	CHI	Cabo 2° IM	ABAD Moises	3			
		Cabo 2° IM	PARRA Yeral	4			
		Cabo 2° IM	CARVAJAL Garlan	2			
		Cabo 2°	ROA Hector				
		Cabo 1°	DIAZ Luis	1			
			2:01.600				
13	AUT	Cpl	SEYSER Mario	2			
		Sgt	WEBER Markus Dieter	3			
		MCpl	HOFER Christian Andreas	4			
		Cpl	PERNJAK Markus	1			
			2:01.630				
14	RUS	Captain	KRYLOV Aleksei	1			
		Warrant officer	SVECHNIKOV Pavel	2			
		Captain	DRIUKHANOV Ivan	4			
		Captain	ALPATOV Sergei	3			
			2:02.670				
15	NOR	Private	LARSEN Espen Mellbye				
		1.LT	LIEN Lars Oyvind Sandal	2			
		1.Lt	SKONNORD Kristoffer Petersen	3			
		1.Lt	DREYER Marius	4			
		Major	FORBORD Erik	1			
			2:05.010				
16	CZE	PFC	NEUMANN Vojtech	1			

## Results (Obstacle Realy)

成绩公告 (障碍跑接力)

As of THU 24 OCT 2019

Nation	Rank	Name	Qualification	Quarter-Final	Semi-Final	Heat for 3rd Place	Final
16 CZE	MAJ	SKOBRTAL Michal					
	CPL	TOMICA Martin	3				
	1LT	PICKA Matej	4				
	SGT	VRBA Ivo	2				
			2:06.020				
17 IRI	CAPTAIN	GHAZIZADEH EHSAEI Mahmood	2				
	CAPTAIN	HEMATI BOSHEHRI Mohammad Jafar	1				
	CAPTAIN	ANSARI BAREZI Jahangir					
	MAJOR	SALARI KISGANI Yasin	3				
	CAPTAIN	SHIKHLANGI Hossinali	4				
			2:07.950				
18 KAZ	SGT	SYSSOYEV Alexandr	4				
	PVT	GORBACHEV Alexandr	3				
	SGT	NYGYMETOV Agybay	2				
	SGT	SATZHANOV Rustam	1				
			2:10.710				
19 FRA	OR-6	WAGNON Remy	2				
	OF-1	PAILLERET Guilhem	3				
	OR-5	CAU Quentin	1				
	OF-1	MARIN Gaetan	4				
			2:11.740				
20 GER	OR-6	REUSS Philipp	2				
	OR-7	SONNENBERG Andrej	4				
	OR-4	OBERTSHAUSER Tassilo	1				
	OR-3	GAJ Louis Edmund					
	OR-6	RAUCH Damian Michael	3				
			2:17.940				
21 FIN	LIEUTENANT	TAIPALE Henri	1				
	LIEUTENANT	YLIPEKKALA Juho	2				
	FIRST SERGEANT	LOTVONEN Miiika	4				
	LIEUTENANT	NEVALAINEN Petri	3				
			2:18.940				
22 NED	LT	KAMPEN Thys	1				
	Sgt	VERHOEVEN Nicky	3				
	WMR	OTTER Jonathan	4				
	Sgt	LATHOUWERS Maik	2				
			2:26.080				
ESP	SOLD	LOPEZ ABELLAN Aday Salvador	4				
	SOLD	CAMPOS FARAGO Kilian					
	SGT	GARCIA ROMERO Javier Stalyn	3				
	CORPORAL	MAJADA COITO Francisco Jose	1				

## Results (Obstacle Realy)

成绩公告 (障碍跑接力)

As of THU 24 OCT 2019

Nation	Rank	Name	Qualification	Quarter-Final	Semi-Final	Heat for 3rd Place	Final
ESP	SOLD	LEON MEDINA Aaron Jesus	2				
			DNS				
ROU	Seargent First Class	GAVRIL Manga	3				
	Corporal	VASILE Luci	2				
	Master Seargent	FLORIN MARCEL Laza	4				
	Corporal	IOAN Suciu	1				
			DNS				
UAE	WO	ALJNEIBE Suhail					
	WO	ALDARMAKI Humaid					
	WO.	ALKAABI Younes					
	Cpl.	ALZAABI Omar					
	Ssgt.	ALKHOORI Khalid					
			DNS				

Announced: 4

Not Scored: 2

Scored: 2

**Legend:**

**DNS** Did not start



Total Results (Team)

总成绩 (团体)

Place	Nation	Rank	Name						Points	Total Points
1	CHN	Captain	PAN Yucheng	1106.0	1213.5	1134.4	1043.6	1120.0	5617.5	22186.6 WR
		First Sergeant	ANIU Ergu	1085.7	1145.6	1132.0	1126.0	1075.9	5565.2	
		Captain	WANG Maolin	1107.4	1118.3	1134.4	1066.0	1099.5	5525.6	
		Sergeant	ZHANG Zheng	1085.4	1104.3	1184.8	1030.8	1073.0	5478.3	
		Captain	GONG Guobao	1099.4	1048.3	1081.6	1022.0	1013.4	5264.7	
2	RUS	Captain	ALPATOV Sergei	1064.7	1119.0	1136.8	1080.0	1127.9	5528.4	21887.2
		Captain	KRYLOV Aleksei	1028.3	1154.0	1136.8	1060.0	1127.6	5506.7	
		Captain	DRIUKHANOV Ivan	1050.0	1070.4	1108.0	1054.4	1155.9	5438.7	
		Warrant officer	SVECHNIKOV Pavel	1058.4	1042.7	1144.0	1065.6	1102.7	5413.4	
		Lieutenant	SVECHNIKOV Aleksei	1093.1	DNF	DNS	DNS	DNS	1093.1	
3	BRA	CAPT.	CASTRO Douglas	1035.0	1177.1	1144.0	1057.2	1133.8	5547.1	21872.1
		1ST LT	DIAS Thiago	1079.8	1152.6	1108.0	1007.6	1155.3	5503.3	
		2ND LT	CSUKA Renan	1057.7	1171.5	1151.2	1005.6	1069.1	5455.1	
		1ST LT	NETO Miguel	1063.0	1144.9	1134.4	1023.2	1001.1	5366.6	
		1ST LT	MAFRA Daniel	1001.0	1089.6	1136.8	988.4	1066.2	5282.0	
4	BLR	CAPTAIN	SHKURUK Henadzi	1100.4	1093.8	1069.6	1094.0	1065.9	5423.7	21640.5
		CAPTAIN	VASILEUSKI Aliaksandr	1115.1	1133.7	1122.4	992.0	1057.7	5420.9	
		Warrant	MIKHNIUK Pavel	1049.7	1043.4	1091.2	1034.0	1197.8	5416.1	
		lieutenant colonel	MARKEVICH Andrei	1085.7	1064.4	1139.2	1055.6	1034.9	5379.8	
		CAPTAIN	VIARENICH Viktor	1077.7	1090.3	1100.8	983.2	1067.3	5319.3	
5	ECU	LANCE CORPORAL	CASTRO ALBINO Edgar Mesias	1100.1	1130.9	1074.4	1076.8	1027.6	5409.8	21416.5
		CORPORAL	AUGUSTO DAVID Merchan Guevara	1100.4	1133.0	1086.4	1013.6	1044.6	5378.0	
		LANCE CORPORAL	RODRIGUEZ PATINO Lenin Javier	979.7	1140.0	1110.4	1032.0	1060.3	5322.4	
		LANCE CORPORAL	VERA RAMIREZ Iner Fidian	1056.7	1105.7	1132.0	1072.8	939.1	5306.3	
		SECOND LIEUTENANT	VALAREZO SANCHEZ Felix Alberto	1063.3	1093.8	1004.8	964.0	1050.6	5176.5	
6	GER	OR-6	RAUCH Damian Michael	1127.7	1112.0	1156.0	1003.2	1013.2	5412.1	21187.8
		OR-7	SONNENBERG Andrej	1100.8	1092.4	1139.2	944.0	1083.7	5360.1	
		OR-3	GAJ Louis Edmund	1100.4	1112.0	1086.4	1032.8	978.3	5309.9	
		OR-6	REUSS Philipp	1085.0	961.5	1062.4	991.2	1005.6	5105.7	
		OR-4	OBERTSHAUSER Tassilo	1064.4	1055.3	1021.6	957.2	952.3	5050.8	
7	AUT	Sgt	WEBER Markus Dieter	1106.0	1116.9	1144.0	1028.4	1068.0	5463.3	21169.9
		MCpl	HOFER Christian Andreas	1121.1	962.6	1110.4	1035.2	1045.4	5274.7	
		Cpl	SEYSER Mario	1086.4	1040.6	1132.0	1094.4	899.5	5252.9	
		Cpl	PERNJAK Markus	1058.1	978.7	1098.4	986.0	1057.8	5179.0	
		MCpl	EIBL Philipp	1099.0	DNS	DNS	1027.2	DNS	2126.2	
8	PRK	CAPTAIN	RI Chung Song	1064.4	1153.3	1124.8	1059.6	1074.7	5476.8	20995.9
		CAPTAIN	KIM Un chol	1057.0	1108.5	1088.8	984.4	984.4	5223.1	
		SOLDIER	HWANG Chol Song	839.7	1136.5	1079.2	1037.6	1084.4	5177.4	
		CAPTAIN	KIM Kum Hyok	979.0	1122.5	1033.6	1067.6	915.9	5118.6	
		CAPTAIN	HAN Ho Hyon	1028.3	1121.8	942.4	944.0	1038.0	5074.5	



Total Results (Team)

总成绩 (团体)

Place	Nation	Rank	Name						Points	Total Points
9	NOR	1.Lt	SKONNORD Kristoffer Petersen	1050.0	1092.4	1076.8	1061.6	1101.1	5381.9	20959.9
		1.Lt	DREYER Marius	1078.7	1074.9	1098.4	1082.8	1013.9	5348.7	
		1.LT	LIEN Lars Oyvind Sandal	1093.8	1023.8	961.6	953.2	1104.6	5137.0	
		Major	FORBORD Erik	1042.7	1045.5	949.6	989.2	1065.3	5092.3	
		Private	LARSEN Espen Mellbye	1078.0	826.1	1081.6	934.8	772.4	4692.9	
10	CHI	Cabo 2° IM	CARVAJAL Garlan	1077.7	1060.9	1069.6	1015.2	1079.3	5302.7	20953.0
		Cabo 2° IM	ABAD Moises	1078.7	1028.7	1084.0	1070.8	991.7	5253.9	
		Cabo 1°	DIAZ Luis	1064.0	1049.7	1062.4	964.8	1082.1	5223.0	
		Cabo 2° IM	PARRA Yeral	1100.1	1037.1	1009.6	1082.0	944.6	5173.4	
		Cabo 2°	ROA Hector	897.1	1001.4	1108.0	1054.8	842.6	4903.9	
11	COL	FIRST CORPORAL	MENDOZA RODRIGUEZ Daniel Alejandro	1049.7	1103.6	1124.8	1064.4	1071.2	5413.7	20949.2
		PRIVATE PROFESSIONAL	POLO MARTINEZ Alexander	895.3	1136.5	1091.2	1068.0	1005.1	5196.1	
		FIRST CORPORAL	GOMEZ BUELVAS Edwin Javier	1058.1	1030.8	1098.4	1024.8	980.9	5193.0	
		SECOND CORPORAL	MOSQUERA MURILLO Eduar Yesid	951.3	1083.3	1122.4	961.2	1028.2	5146.4	
		1.Sgt	CAICEDO PERALTA Diomedes	DNS	DNS	DNS	DNS	DNS	0.0	
12	UKR	LIEUTENANT	HILIANCHUK VasyI	1100.8	1077.0	1074.4	996.8	1027.6	5276.6	20768.5
		LIEUTENANT	MATIUSHENKO Vitalii	1078.4	1031.9	1103.2	939.6	1049.6	5202.7	
		LIEUTENANT	TKACHENKO Yurii	1085.4	1021.7	1014.4	1063.2	971.5	5156.2	
		LIEUTENANT	TSOMA Vitalii	1086.4	986.4	1062.4	901.2	1096.6	5133.0	
		LIEUTENANT	BYBKO Andrii	972.7	1083.3	1057.6	910.4	928.7	4952.7	
13	DEN	sgt	NOERRELYKKE Nickolaj	1099.7	1061.6	1088.8	986.8	1024.5	5261.4	20709.3
		sgt. 1st class	NADIM KIM Yehia	1000.3	1006.3	1110.4	1051.6	1074.8	5243.4	
		Pvt	LEMVIG Jonas	958.7	1088.2	1033.6	983.2	1078.8	5142.5	
		sgt 1st class	OLE Kristensen	1042.0	1015.4	1040.8	998.4	965.4	5062.0	
14	ALG	Master Corporal	SADOUKI Abdelghani	1022.0	1097.3	1033.6	962.0	1080.2	5195.1	20549.1
		CORPORAL	LAICHE Abdelhak	1077.7	1098.0	947.2	950.0	1100.1	5173.0	
		CORPORAL	SENANI Oualid	916.0	1126.0	985.6	1006.0	1128.8	5162.4	
		MASTER CORPORAL	ALLALOU Lounes	1072.8	1125.3	1091.2	756.0	973.3	5018.6	
		Chief sergeant	GHROUZ Sbaa	853.7	1084.0	988.0	937.2	1066.6	4929.5	
15	ESP	SOLD	LOPEZ ABELLAN Aday Salvador	1071.7	1088.2	1026.4	962.0	1128.4	5276.7	20453.9
		SOLD	CAMPOS FARAGO Kilian	1009.1	1032.9	1038.4	991.6	1064.7	5136.7	
		SOLD	LEON MEDINA Aaron Jesus	1078.4	993.7	1050.4	1030.8	959.1	5112.4	
		SGT	GARCIA ROMERO Javier Stalyn	1009.4	992.3	1067.2	915.2	944.0	4928.1	
		CORPORAL	MAJADA COITO Francisco Jose	860.3	945.4	1060.0	936.8	824.8	4627.3	
16	FIN	FIRST SERGEANT	LOTVONEN Miika	1100.1	992.3	1057.6	932.4	1035.1	5117.5	20190.6
		LIEUTENANT	TAIPALE Henri	1071.7	977.6	1067.2	1078.0	917.2	5111.7	
		LIEUTENANT	YLIPEKKALA Juho	1107.8	965.0	1060.0	924.8	929.9	4987.5	
		LIEUTENANT	NEVALAINEN Petri	1035.7	1050.4	1103.2	950.8	833.8	4973.9	
17	NED	Sgt	VERHOEVEN Nicky	1009.8	980.4	1093.6	1049.2	969.6	5102.6	20162.0
		LT	KAMPEN Thys	1023.1	947.5	1110.4	1032.0	955.9	5068.9	
		Sgt	LATHOUWERS Maik	1035.3	994.4	1028.8	928.8	1019.7	5007.0	
		WMR	OTTER Jonathan	994.4	1015.4	1108.0	954.0	911.7	4983.5	





### Total Results (Team)

总成绩 (团体)

Place	Nation	Rank	Name						Points	Total Points
18	VEN	PRIMER TENIENTE	VILLA Wilson	1085.7	1055.3	1081.6	1016.4	931.2	5170.2	20058.8
		PRIMER TENIENTE	HENRRIQUEZ Gregory	1051.1	969.6	1038.4	997.2	926.1	4982.4	
		TENIENTE	MEJIAS German	1021.0	965.4	1036.0	925.2	1026.6	4974.2	
		PRIMER TENIENTE	SANZ Yotsan	1028.3	997.9	966.4	896.4	1043.0	4932.0	
		ALFEREZ DE NAVIO	ESCALONA CARVAJAL Enderson Jose	965.3	919.2	942.4	1072.0	936.4	4835.3	
19	SWE	Captain	KARLSSON Daniel	1100.8	1015.4	1072.0	1020.0	1070.8	5279.0	20055.8
		Korpral	WIGNELL Cimmie	1086.4	1100.8	1019.2	947.2	1081.3	5234.9	
		OR3	AABERG Tobias	1064.4	990.9	1012.0	936.8	970.0	4974.1	
		1.sergeant	BERGSTROEM Erik	1050.4	895.4	1036.0	962.4	623.6	4567.8	
20	CZE	1LT	PICKA Matej	930.3	951.7	1132.0	960.4	947.3	4921.7	19400.6
		MAJ	SKOBRTAL Michal	1100.4	895.0	1069.6	910.8	868.9	4844.7	
		CPL	TOMICA Martin	973.0	922.3	1038.4	993.6	908.0	4835.3	
		SGT	VRBA Ivo	1022.0	881.7	1124.8	994.0	776.4	4798.9	
		PFC	NEUMANN Vojtech	902.3	893.6	1093.6	945.6	813.0	4648.1	
21	UAE	WO.	ALKAABI Younes	1078.4	1002.8	1040.8	995.2	945.4	5062.6	19298.2
		Ssgt.	ALKHOORI Khalid	958.3	1086.8	1021.6	860.0	1096.7	5023.4	
		WO	ALJNEIBE Suhail	972.7	916.7	978.4	989.2	841.4	4698.4	
		WO	ALDARMAKI Humaid	923.3	902.7	942.4	910.8	834.6	4513.8	
		Cpl.	ALZAABI Omar	847.4	1007.0	930.4	829.2	785.8	4399.8	
22	FRA	OR-6	WAGNON Remy	1000.3	1044.1	1110.4	809.6	1020.7	4985.1	19170.4
		OF-1	MARIN Gaetan	972.3	964.3	1033.6	779.6	1021.7	4771.5	
		OF-1	PAILLERET Guilhem	1049.3	899.2	884.8	801.6	1088.0	4722.9	
		OR-5	CAU Quentin	1029.7	788.3	952.0	747.2	1173.7	4690.9	
		OR-4	TELLIER Fabrice	1035.7	627.7	DNS	DNS	DNS	1663.4	
23	KAZ	PVT	GORBACHEV Alexandr	1049.7	1004.9	1036.0	981.2	950.2	5022.0	18899.8
		SGT	SYSSOYEV Alexandr	986.3	942.6	959.2	977.2	1146.1	5011.4	
		SGT	NYGYMETOV Agybay	909.0	856.9	781.6	895.6	1053.8	4496.9	
		SGT	SATZHANOV Rustam	979.0	839.7	695.2	906.8	948.8	4369.5	
24	IRI	CAPTAIN	GHAZIZADEH EHSAEI Mahmood	1028.7	985.3	923.2	906.0	941.1	4784.3	18606.8
		MAJOR	SALARI KISGANI Yasin	938.0	922.7	892.0	950.8	1028.8	4732.3	
		CAPTAIN	HEMATI BOSHEHRI Mohammad Jafar	881.0	957.3	940.0	932.4	868.6	4579.3	
		CAPTAIN	ANSARI BAREZI Jahangir	748.0	791.1	956.8	984.8	1030.2	4510.9	
		CAPTAIN	SHIKHLANGI Hossinali	909.3	911.8	856.0	937.2	868.8	4483.1	
25	ROU	Seargent First Class	GAVRIL Manga	783.0	1013.3	832.0	950.8	950.7	4529.8	17522.9
		Corporal	VASILE Luci	727.3	983.2	932.8	1000.8	864.2	4508.3	
		Corporal	IOAN Suci	972.7	659.8	889.6	960.8	834.2	4317.1	
		Master Seargent	FLORIN MARCEL Laza	433.0	876.1	949.6	864.4	1044.6	4167.7	

Announced: 25

CSC Secretary:

Not Scored: 0

Scored: 25



WUHAN 2019  
7th CISM Military World Games

WED 23 OCT 2019

Military Pentathlon

军事五项

Men Team

男子团体



CISM



## Total Results (Team)

总成绩 (团体)

**Legend:**






**DNS** Did not start

**DNF** Did not finish

## Total Results (Individual)

总成绩 (个人)

As of WED 23 OCT 2019

Place	Rank	Name	Nation						Total Points
1	Corporal	LU Pinpin	CHN	1115.1	1203.7	1118.0	1058.8	1131.6	5627.2 <b>WR</b>
2	Corporal	GUAN Chaonan	CHN	1128.8	1121.1	1132.0	1077.6	1108.1	5567.6
3	Captain	WANG Tanglin	CHN	1064.4	1146.3	1158.4	1052.8	1084.4	5506.3
4	Captain	SUN Hongyan	CHN	1085.7	1117.6	1117.6	1038.8	1114.4	5474.1
5	Pvt	HJALAGER Sara	DEN	1128.4	1094.5	1134.4	1000.8	1095.1	5453.2
6	Warrant officer	AKSENOVA Evgeniia	RUS	1086.4	1109.9	1177.6	887.2	1140.0	5401.1
7	CAPTAIN	KO Hyang Sim	PRK	1043.4	1109.2	1064.8	1052.0	1076.5	5345.9
8	Pvt	HELENE Nielsen	DEN	1113.4	1042.7	1141.6	948.4	1082.1	5328.2
9	Warrant officer	SVECHNIKOVA Irina	RUS	1058.8	1035.0	1156.0	954.0	1103.6	5307.4
10	PVT	PURIFICACAO Naiana	BRA	1113.7	1064.4	1168.0	1024.0	926.5	5296.6
11	CAPTAIN	KIM Su Ryon	PRK	1043.0	1134.4	990.4	1040.0	1078.8	5286.6
12	Pvt	DIDERIKSEN Sofie	DEN	1092.7	1051.8	985.6	1034.0	1120.6	5284.7
13	Lieutenant	EGOROVA Liudmila	RUS	1057.0	1105.0	1163.2	807.6	1148.1	5280.9
14	Pvt	TOLSTRUP Johanne	DEN	1057.0	1032.2	1129.6	900.4	1119.0	5238.2
15	Warrant officer	KONOPKO Anastasiia	RUS	980.0	1127.4	1105.6	885.6	1068.6	5167.2
16	SGT	LIMA Brenna	BRA	1092.4	970.3	1141.6	884.4	1046.2	5134.9
17	SOLDIER	KIM Ju Hyang	PRK	909.3	1049.0	1124.8	975.2	1074.2	5132.5
18	SECOND LIEUTENANT	CRESPO SALAZAR Aylin Jennifer	ECU	1079.1	1056.7	995.2	907.6	1087.6	5126.2
19	SGT	SANTOS Elisangela	BRA	993.3	1081.2	1031.2	984.0	1004.2	5093.9
20	Captain	SANDNES Hanne	NOR	1114.8	976.9	1043.2	924.0	1029.6	5088.5
21	Private	ENGLUND Siri	SWE	1042.3	1049.0	1064.8	858.8	1039.4	5054.3
22	LIEUTENANT	CHOE Yong Mi	PRK	979.7	895.1	1026.4	1050.4	1089.2	5040.8
23	CORPORAL	FERRERO GIL Laura	ESP	1023.1	955.2	1040.8	981.6	1037.5	5038.2
24	CPL	ALBERIGI Manuela	ITA	1070.7	920.2	1081.6	970.0	987.2	5029.7
25	Cabo 2°	DIAZ Rayen	CHI	1092.0	987.4	983.2	955.6	1009.9	5028.1
26	CORPORAL	NARANJO SANCHEZ Raquel	ESP	1057.0	1059.5	978.4	897.2	993.6	4985.7
27	Private	AHO Hanna	SWE	1028.7	979.0	1016.8	942.4	1014.6	4981.5
28	Master Sergeant	STROEBLAD Elin	SWE	1057.7	1028.7	1019.2	858.0	1014.5	4978.1
29	Cap	BOTMAN Caroline	NED	1114.8	918.8	1072.0	875.6	970.1	4951.3
30	CORPORAL	MONTENEGRO LARA Laura	ESP	987.0	985.3	1009.6	1013.2	921.2	4916.3
31	PRIMER TENIENTE	RODRIGUEZ Yenire	VEN	874.3	996.5	884.8	1066.0	1085.4	4907.0
32	SGT	CAMPANHOLA Camila	BRA	1071.7	884.5	985.6	927.6	1007.0	4876.4
33	OR4	MORK Caroline Marki	NOR	1029.4	855.1	1129.6	962.0	885.0	4861.1
34	OF-1	SEELEITER Marine	FRA	1014.7	987.4	1002.4	735.6	1108.7	4848.8
35	Cabo 2°	MUNOZ Jovita	CHI	1008.7	995.1	952.0	905.2	970.9	4831.9
36	Corp	van de POL Lindsay	NED	867.3	1037.1	1052.8	848.8	1014.5	4820.5
37	Cabo 2°	CIFUENTES Alejandra	CHI	784.7	997.2	1081.6	920.4	1033.6	4817.5
38	Sgt 1	BERGHUIS Maaïke	NED	1065.1	934.9	1009.6	852.4	918.4	4780.4
39	1.Lt	MATRE Margrete Oddsdatter	NOR	1056.0	954.5	966.4	805.2	996.0	4778.1
40	Teniente	RICKEMBERG Daniela	CHI	944.0	981.8	995.2	762.8	1062.9	4746.7
41	PRIMER TENIENTE	SERRANO Alenny	VEN	965.7	928.6	1007.2	860.4	945.4	4707.3
42	1LT	SKALOVA Martina	CZE	965.7	981.1	980.8	772.8	994.0	4694.4
43	2LT	OLSOVA Veronika	CZE	1000.0	790.0	997.6	897.6	992.2	4677.4
44	LCpl	ROTT Cornelia	AUT	1128.1	773.2	1172.8	878.4	710.3	4662.8
45	TENIENTE	MUNOZ REYES Yeisy	VEN	566.0	841.8	786.4	969.2	928.3	4091.7
46	CIII	BLANCO Nathalia	VEN	538.0	832.7	889.6	762.0	980.5	4002.8
47	PFC	HYSKOVA Dominika	CZE	321.0	960.8	1069.6	728.0	907.1	3986.5
48	OR-6	KONOPLEVA Elena	FRA	545.3	766.9	808.0	509.6	1038.5	3668.3

---

**Total Results (Individual)**

总成绩 (个人)

As of WED 23 OCT 2019

---

**Announced:** 48  
**Not Scored:** 0  
**Scored:** 48

**CSC Secretary:**

<b>Legend:</b> <b>DNS</b> Did not start <b>DNF</b> Did not finish
---

## Results (Obstacle Relay)

成绩公告 (障碍跑接力)

As of THU 24 OCT 2019

Nation	Rank	Name	Qualification	Quarter-Final	Semi-Final	Heat for 3rd Place	Final
1 CHN	Captain	SUN Hongyan					
	Captain	WANG Tanglin	2	2	2		2
	Corporal	GUAN Chaonan	1	1	1		1
	Corporal	LU Pinpin	3	3	3		3
			1:56.730	2:00.640	1:55.360		1:55.34
2 RUS	Warrant officer	SVECHNIKOVA Irina	1				
	Lieutenant	EGOROVA Liudmila		3	3		3
	Warrant officer	KONOPKO Anastasiia	3	1	1		1
	Warrant officer	AKSENOVA Evgeniia	2	2	2		2
			2:14.750	2:00.150	2:00.510		1:58.06
3 BRA	SGT	SANTOS Elisangela	1	1	1	1	
	PVT	PURIFICACAO Naiana	3	3	3	3	
	SGT	LIMA Brenna	2	2	2	2	
	SGT	CAMPANHOLA Camila					
			2:01.100	1:58.600	1:57.190	1:58.950	
4 SWE	Master Sergeant	STROEMBLAD Elin	1	1	1	1	
	Private	ENGLUND Siri	2	2	2	2	
	Private	AHO Hanna	3	3	3	3	
			2:03.620	2:06.910	2:05.890	2:13.130	
5 PRK	LIEUTENANT	CHOE Yong Mi	2	2			
	SOLDIER	KIM Ju Hyang					
	CAPTAIN	KIM Su Ryon	1	1			
	CAPTAIN	KO Hyang Sim	3	3			
			1:54.190	2:02.710			
6 DEN	Pvt	DIDERIKSEN Sofie	1				
	Pvt	HELENE Nielsen	2	1			
	Pvt	HJALAGER Sara	3	3			
	Pvt	TOLSTRUP Johanne		2			
			2:04.860	2:05.390			
7 VEN	PRIMER TENIENTE	RODRIGUEZ Yenire	3	3			
	PRIMER TENIENTE	SERRANO Alenny	1	1			
	TENIENTE	MUNOZ REYES Yeisy					
	CIII	BLANCO Nathalia	2	2			
			2:12.010	2:11.560			
8 NOR	OR4	MORK Caroline Marki	3	3			
	1.Lt	MATRE Margrete Oddsdatter	2	2			
	Captain	SANDNES Hanne	1	1			
			2:17.53	2:17.680			
9 CHI	Cabo 2°	MUNOZ Jovita	1				
	Cabo 2°	DIAZ Rayen	2				
	Cabo 2°	CIFUENTES Alejandra	3				



## Results (Obstacle Realy)

成绩公告 (障碍跑接力)

As of THU 24 OCT 2019

Nation	Rank	Name	Qualification	Quarter-Final	Semi-Final	Heat for 3rd Place	Final
9	CHI	Teniente	RICKEMBERG Daniela				
				2:18.64			
10	NED	Sgt 1	BERGHUIS Maaïke	3			
		Cap	BOTMAN Caroline	1			
		Corp	van de POL Lindsay	2			
				2:19.64			
11	CZE	2LT	OLSOVA Veronika	3			
		PFC	HYSKOVA Dominika	2			
		1LT	SKALOVA Martina	1			
				2:31.640			
	ESP	CORPORAL	FERRERO GIL Laura	1			
		CORPORAL	MONTENEGRO LARA Laura	3			
		CORPORAL	NARANJO SANCHEZ Raquel	2			
				DNS			

Announced: 4

Not Scored: 0

Scored: 4



### Total Results (Team)

总成绩 (团体)

Place	Nation	Rank	Name						Points	Total Points
1	CHN	Corporal	LU Pinpin	1115.1	1203.7	1118.0	1058.8	1131.6	5627.2	16701.1 WR
		Corporal	GUAN Chaonan	1128.8	1121.1	1132.0	1077.6	1108.1	5567.6	
		Captain	WANG Tanglin	1064.4	1146.3	1158.4	1052.8	1084.4	5506.3	
		Captain	SUN Hongyan	1085.7	1117.6	1117.6	1038.8	1114.4	5474.1	
2	DEN	Pvt	HJALAGER Sara	1128.4	1094.5	1134.4	1000.8	1095.1	5453.2	16066.1
		Pvt	HELENE Nielsen	1113.4	1042.7	1141.6	948.4	1082.1	5328.2	
		Pvt	DIDERIKSEN Sofie	1092.7	1051.8	985.6	1034.0	1120.6	5284.7	
		Pvt	TOLSTRUP Johanne	1057.0	1032.2	1129.6	900.4	1119.0	5238.2	
3	RUS	Warrant officer	AKSENOVA Evgeniia	1086.4	1109.9	1177.6	887.2	1140.0	5401.1	15989.4
		Warrant officer	SVECHNIKOVA Irina	1058.8	1035.0	1156.0	954.0	1103.6	5307.4	
		Lieutenant	EGOROVA Liudmila	1057.0	1105.0	1163.2	807.6	1148.1	5280.9	
		Warrant officer	KONOPKO Anastasiia	980.0	1127.4	1105.6	885.6	1068.6	5167.2	
4	PRK	CAPTAIN	KO Hyang Sim	1043.4	1109.2	1064.8	1052.0	1076.5	5345.9	15765.0
		CAPTAIN	KIM Su Ryon	1043.0	1134.4	990.4	1040.0	1078.8	5286.6	
		SOLDIER	KIM Ju Hyang	909.3	1049.0	1124.8	975.2	1074.2	5132.5	
		LIEUTENANT	CHOE Yong Mi	979.7	895.1	1026.4	1050.4	1089.2	5040.8	
5	BRA	PVT	PURIFICACAO Naiana	1113.7	1064.4	1168.0	1024.0	926.5	5296.6	15525.4
		SGT	LIMA Brenna	1092.4	970.3	1141.6	884.4	1046.2	5134.9	
		SGT	SANTOS Elisangela	993.3	1081.2	1031.2	984.0	1004.2	5093.9	
		SGT	CAMPANHOLA Camila	1071.7	884.5	985.6	927.6	1007.0	4876.4	
6	SWE	Private	ENGLUND Siri	1042.3	1049.0	1064.8	858.8	1039.4	5054.3	15013.9
		Private	AHO Hanna	1028.7	979.0	1016.8	942.4	1014.6	4981.5	
		Master Sergeant	STROEMBLAD Elin	1057.7	1028.7	1019.2	858.0	1014.5	4978.1	
7	ESP	CORPORAL	FERRERO GIL Laura	1023.1	955.2	1040.8	981.6	1037.5	5038.2	14940.2
		CORPORAL	NARANJO SANCHEZ Raquel	1057.0	1059.5	978.4	897.2	993.6	4985.7	
		CORPORAL	MONTENEGRO LARA Laura	987.0	985.3	1009.6	1013.2	921.2	4916.3	
8	NOR	Captain	SANDNES Hanne	1114.8	976.9	1043.2	924.0	1029.6	5088.5	14727.7
		OR4	MORK Caroline Marki	1029.4	855.1	1129.6	962.0	885.0	4861.1	
		1.Lt	MATRE Margrete Oddsdatter	1056.0	954.5	966.4	805.2	996.0	4778.1	
9	CHI	Cabo 2°	DIAZ Rayen	1092.0	987.4	983.2	955.6	1009.9	5028.1	14677.5
		Cabo 2°	MUNOZ Jovita	1008.7	995.1	952.0	905.2	970.9	4831.9	
		Cabo 2°	CIFUENTES Alejandra	784.7	997.2	1081.6	920.4	1033.6	4817.5	
		Teniente	RICSEMBERG Daniela	944.0	981.8	995.2	762.8	1062.9	4746.7	
10	NED	Cap	BOTMAN Caroline	1114.8	918.8	1072.0	875.6	970.1	4951.3	14552.2
		Corp	van de POL Lindsay	867.3	1037.1	1052.8	848.8	1014.5	4820.5	
		Sgt 1	BERGHUIS Maaïke	1065.1	934.9	1009.6	852.4	918.4	4780.4	
11	VEN	PRIMER TENIENTE	RODRIGUEZ Yenire	874.3	996.5	884.8	1066.0	1085.4	4907.0	13706.0
		PRIMER TENIENTE	SERRANO Alenny	965.7	928.6	1007.2	860.4	945.4	4707.3	
		TENIENTE	MUNOZ REYES Yeisy	566.0	841.8	786.4	969.2	928.3	4091.7	
		CIII	BLANCO Nathalia	538.0	832.7	889.6	762.0	980.5	4002.8	



### Total Results (Team)

总成绩 (团体)

Place	Nation	Rank	Name						Points	Total Points
		1LT	SKALOVA Martina	965.7	981.1	980.8	772.8	994.0	4694.4	
12	CZE	2LT	OLSOVA Veronika	1000.0	790.0	997.6	897.6	992.2	4677.4	13358.3
		PFC	HYSKOVA Dominika	321.0	960.8	1069.6	728.0	907.1	3986.5	

Announced: 12

CSC Secretary:

Not Scored: 0

Scored: 12

**Legend:**

**DNS** Did not start                      **DNF** Did not finish



## Medallists by Event

奖牌获得者(按项目排列)

As of 26 OCT 2019 at 17:40

Event	Date	Medal	Name	Nation
Women's Individual	THU 24 OCT	GOLD	CLOUVEL Elodie	France
		SILVER	GUBAIDULLINA Gulnaz	Russia
		BRONZE	ABDELMAKSOUDE Salma	Egypt
Women's Team	THU 24 OCT	GOLD	BIAN Yufei	China
			WANG Wei	
			WANG Shiqi	
			ZHONG Xiuting	
		SILVER	IBATULLINA Adelina	Russia
			FRALTSOVA Kseniia	
			GUBAIDULLINA Gulnaz	
			KHURASKINA Ekaterina	
		BRONZE	MALISZEWSKA Anna	Poland
			HACHULSKA Natalia	
			DOMINIAK Natalia	
			NOWACKA Oktawia	
Men's Individual	FRI 25 OCT	GOLD	LIFANOV Aleksandr	Russia
		SILVER	LEE Jihun	ROK
		BRONZE	KASYANIK Kirill	Belarus
Men's Team	FRI 25 OCT	GOLD	SHUGAROV Ilia	Russia
			FROLOV Ilia	
			LIFANOV Aleksandr	
			KARIAKIN Sergei	
		SILVER	PARK Sanggu	ROK
			LEE Donggi	
			LEE Eunseok	
			LEE Jihun	
		BRONZE	STASKIEWICZ Szymon	Poland
			LAWRYNOWICZ Daniel	
			STASIAK Sebastian	
			GUTKOWSKI Lukasz	
Mixed Relay	SAT 26 OCT	GOLD	HAMAD Eslam	Egypt
			ABDELMAKSOUDE Salma	
		SILVER	MAROSI Adam	Hungary
			GUZI Blanka	
		BRONZE	ZHANG Linbin	China
			WANG Wei	

## Final Results

最终成绩公告

Rank	Name	Nation	Licence	Fencing	Swimming	Riding	Laser-Run	Total Points
1	LIFANOV Aleksandr	RUS	M040502	245(2) 24V/11D + 1	295(15) 2:07.78	293(15)	623(5) 11:17.39	<b>1456</b>
2	LEE Jihun	KOR	M040672	238(4) 23V/12D + 0	301(7) 2:04.94	300(2)	613(10) 11:27.97	<b>1452</b>
3	KASYANIK Kirill	BLR	M039927	246(1) 24V/11D + 2	298(11) 2:06.48	293(17)	604(16) 11:36.01	<b>1441</b>
4	DOGUE Marvin Faly	GER	M038858	227(5) 21V/14D + 1	286(26) 2:12.01	300(7)	615(8) 11:25.23	<b>1428</b>
5	PATTE Christopher	FRA	M005404	209(16) 18V/17D + 1	290(21) 2:10.08	286(21)	638(1) 11:02.36	<b>1423</b>
6	SHUGAROV Ilia	RUS	M039664	240(3) 23V/12D + 2	290(22) 2:10.10	279(25)	606(14) 11:34.54	<b>1415</b>
7	ZHANG Linbin	CHN	M041052	202(19) 17V/18D + 0	288(24) 2:11.40	300(4)	622(6) 11:18.27	<b>1412</b>
8	VAIVADA Dovydas	LTU	M040254	221(9) 20V/15D + 1	299(8) 2:05.81	293(16)	597(20) 11:43.27	<b>1410</b>
9	STASKIEWICZ Szymon	POL	M001825	221(8) 20V/15D + 1	283(29) 2:13.85	293(14)	612(12) 11:28.83	<b>1409</b>
10	KINDERIS Justinas	LTU	M002117	205(17) 17V/18D + 3	285(27) 2:12.76	293(11)	622(7) 11:18.99	<b>1405</b>
11	HAMAD Eslam	EGY	M039305	209(15) 18V/17D + 1	295(14) 2:07.53	293(13)	606(13) 11:34.31	<b>1403</b>
12	WU Hepeng	CHN	M039641	220(10) 20V/15D + 0	291(19) 2:09.80	279(26)	612(11) 11:28.47	<b>1402</b>
13	LEE Donggi	KOR	M041058	214(13) 19V/16D + 0	282(32) 2:14.42	300(1)	601(18) 11:39.57	<b>1397</b>
14	GUTKOWSKI Lukasz	POL	M042148	198(22) 16V/19D + 2	294(17) 2:08.42	280(24)	624(3) 11:16.60	<b>1396</b>
15	SHABAN Mohanad	EGY	M040649	216(11) 19V/16D + 2	283(30) 2:13.86	300(3)	594(22) 11:46.70	<b>1393</b>
16	MICOZZI Gianluca	ITA	M040228	196(25) 16V/19D + 0	279(34) 2:15.83	293(18)	624(4) 11:16.63	<b>1392</b>
17	STASIAK Sebastian	POL	M039721	181(30) 15V/20D + 1	298(10) 2:06.40	286(19)	626(2) 11:14.22	<b>1391</b>
18	PARK Sanggu	KOR	M039652	222(6) 20V/15D + 2	298(9) 2:06.21	265(29)	603(17) 11:37.41	<b>1388</b>
19	SVECOVS Pavels	LAT	M039651	197(23) 16V/19D + 1	302(5) 2:04.26	299(9)	579(28) 12:01.18	<b>1377</b>
20	MAROSI Adam	HUN	M000964	170(36) 11V/24D + 4	301(6) 2:04.84	300(5)	605(15) 11:35.29	<b>1376</b>
21	HAN Jiahao	CHN	M039640	186(27) 14V/21D + 2	307(1) 2:01.83	293(10)	588(24) 11:52.05	<b>1374</b>
22	NASCIMENTO Felipe	BRA	M039882	202(21) 17V/18D + 0	297(12) 2:06.58	300(8)	572(31) 12:08.15	<b>1371</b>
23	FEDECHKO Andriy	UKR	M038014	190(26) 15V/20D + 0	291(18) 2:09.65	293(12)	594(23) 11:46.89	<b>1368</b>
24	FROLOV Ilia	RUS	M001227	197(24) 16V/19D + 1	284(28) 2:13.40	286(20)	599(19) 11:41.35	<b>1366</b>
25	BALIUK Dmytro	UKR	M042234	210(14) 18V/17D + 2	282(31) 2:14.39	300(6)	560(33) 12:20.70	<b>1352</b>
26	LI Changheng	CHN	M042855	179(31) 13V/22D + 1	306(2) 2:02.18	286(22)	577(29) 12:03.97	<b>1348</b>
27	GUSTENAU Gustav Paul	AUT	M038864	185(29) 14V/21D + 1	304(4) 2:03.31	282(23)	561(32) 12:19.60	<b>1332</b>

## Final Results

最终成绩公告

Rank	Name	Nation	Licence	Fencing	Swimming	Riding	Laser-Run	Total Points
28	KHAMTSOU Ivan	BLR	M040897	172(33) 12V/23D + 0	290(20) 2:10.04	274(27)	595(21) 11:45.26	<b>1331</b>
29	PAVLIUK Denys	UKR	M039187	172(34) 12V/23D + 0	297(13) 2:06.70	272(28)	584(27) 11:56.03	<b>1325</b>
30	POUPE Aliaksandr	BLR	M039883	202(20) 17V/18D + 0	280(33) 2:15.14	227(30)	613(9) 11:27.82	<b>1322</b>
31	ELGNDY Ahmed	EGY	M042113	221(7) 20V/15D + 1	304(3) 2:03.17	189(31)	588(26) 11:52.19	<b>1302</b>
32	RADZIUK Yaraslau	BLR	M040488	185(28) 14V/21D + 1	288(23) 2:11.24	EL	588(25) 11:52.18	<b>1061</b>
33	LAWRYNOWICZ Daniel	POL	M040959	178(32) 13V/22D + 0	287(25) 2:11.91	EL	572(30) 12:08.01	<b>1037</b>
34	LEE Eunseok	KOR	M057127	172(35) 12V/23D + 0	295(16) 2:07.82	EL	491(34) 13:29.62	<b>958</b>
35	HAMED Ahmed	EGY	M040924	214(12) 19V/16D + 0	272(35) 2:19.21	EL	DNS	<b>486</b>
36	BELAUD Valentin	FRA	M038104	204(18) 17V/18D + 2	DNS	DNS	DNS	<b>204</b>

## Final Results

最终成绩公告 (团体)

Rank	Nation	Name	Licence	Points	Total
1	RUS	LIFANOV Aleksandr	M040502	1456	4237
		SHUGAROV Ilia	M039664	1415	
		FROLOV Ilia	M001227	1366	
2	KOR	LEE Jihun	M040672	1452	4237
		LEE Donggi	M041058	1397	
		PARK Sanggu	M039652	1388	
3	POL	STASKIEWICZ Szymon	M001825	1409	4196
		GUTKOWSKI Lukasz	M042148	1396	
		STASIAK Sebastian	M039721	1391	
4	CHN	ZHANG Linbin	M041052	1412	4188
		WU Hepeng	M039641	1402	
		HAN Jiahao	M039640	1374	
5	EGY	HAMAD Eslam	M039305	1403	4098
		SHABAN Mohanad	M040649	1393	
		ELGNDY Ahmed	M042113	1302	
6	BLR	KASYANIK Kirill	M039927	1441	4094
		KHAMTSOU Ivan	M040897	1331	
		POUPE Aliaksandr	M039883	1322	
7	UKR	FEDECHKO Andriy	M038014	1368	4045
		BALIUK Dmytro	M042234	1352	
		PAVLIUK Denys	M039187	1325	
8	BRA	NASCIMENTO Felipe	M039882	1371	3510
		* AGUIAR Victor	M040649	1076	
		* MUINHOS William	M039736	1063	
9	HUN	MAROSI Adam	M000964	1376	3508
		* SZABO Illes	M041156	1068	
		* KASZA Robert	M001445	1064	
10	ITA	MICOZZI Gianluca	M040228	1392	3430
		* PARISI Giuseppe Mattia	M040221	1058	
		* PETRONI Pierpaolo	M002137	980	

**Legend:**

\* Results from qualification

## Final Results

最终成绩公告

Rank	Name	Nation	Licence	Fencing	Swimming	Riding	Laser-Run	Total Points
1	CLOUVEL Elodie	FRA	W039469	258(1) 26V/9D + 2	285(2) 2:12.54	248(31)	562(2) 12:18.38	<b>1353</b>
2	GUBAIDULLINA Gulnaz	RUS	W038145	214(13) 19V/16D + 0	289(1) 2:10.81	286(23)	556(4) 12:24.42	<b>1345</b>
3	ABDELSMAKSOUD Salma	EGY	W041348	226(6) 21V/14D + 0	274(7) 2:18.28	298(11)	537(10) 12:43.78	<b>1335</b>
4	MALISZEWSKA Anna	POL	W039219	210(15) 18V/17D + 2	260(22) 2:25.29	300(6)	556(5) 12:24.81	<b>1326</b>
5	BIAN Yufei	CHN	W040402	232(3) 22V/13D + 0	271(10) 2:19.76	272(29)	537(9) 12:43.15	<b>1312</b>
6	WANG Wei	CHN	W039743	203(21) 17V/18D + 1	265(18) 2:22.68	286(21)	557(3) 12:23.47	<b>1311</b>
7	GUZI Blanka	HUN	W041178	190(29) 15V/20D + 0	267(15) 2:21.97	293(13)	554(7) 12:26.44	<b>1304</b>
8	MICHELI Elena	ITA	W040837	199(25) 16V/19D + 3	278(5) 2:16.25	293(15)	526(12) 12:54.12	<b>1296</b>
9	FREZZA Alessandra	ITA	W040222	215(12) 19V/16D + 1	256(27) 2:27.29	300(4)	524(14) 12:56.46	<b>1295</b>
10	VENCKAUSKAITE JUSKIENE Gintare	LTU	W039231	179(32) 13V/22D + 1	255(28) 2:27.68	286(24)	567(1) 12:13.48	<b>1287</b>
11	ALEKSZEJEV Tamara	HUN	W002199	220(8) 20V/15D + 0	267(13) 2:21.60	276(27)	522(15) 12:58.35	<b>1285</b>
12	LANGREHR Rebecca Marlen	GER	W040067	224(7) 19V/16D + 10	259(26) 2:25.93	286(22)	513(17) 13:07.94	<b>1282</b>
13	IBATULLINA Adelina	RUS	W040496	196(26) 16V/19D + 0	274(8) 2:18.35	300(10)	509(20) 13:11.76	<b>1279</b>
14	WANG Shiqi	CHN	W042859	182(31) 13V/22D + 4	284(3) 2:13.41	286(20)	526(13) 12:54.26	<b>1278</b>
15	NOWACKA Oktawia	POL	W038035	220(10) 20V/15D + 0	274(6) 2:18.00	287(18)	492(25) 13:28.37	<b>1273</b>
16	FRALTSOVA Kseniia	RUS	W040507	208(16) 18V/17D + 0	274(9) 2:18.46	293(16)	496(24) 13:24.02	<b>1271</b>
17	PERMYKINA Valeriia	UKR	W039605	226(5) 21V/14D + 0	265(19) 2:22.75	279(26)	500(23) 13:20.16	<b>1270</b>
18	SERAPINAITE Ieva	LTU	W039668	233(2) 22V/13D + 1	271(10) 2:19.76	290(17)	472(31) 13:48.22	<b>1266</b>
19	KOVACS Sarolta	HUN	W005097	207(19) 17V/18D + 5	280(4) 2:15.36	300(3)	470(32) 13:50.95	<b>1257</b>
20	BUKOW Pia	GER	W040943	166(34) 11V/24D + 0	243(32) 2:33.69	300(7)	543(8) 12:37.77	<b>1252</b>
21	DOMINIAK Natalia	POL	W041803	160(36) 10V/25D + 0	261(21) 2:24.77	293(12)	536(11) 12:44.71	<b>1250</b>
22	SIMON Sarolta	HUN	W040929	202(23) 17V/18D + 0	255(29) 2:27.85	279(25)	510(19) 13:10.00	<b>1246</b>
23	CHYZHOVA Anastasiia	UKR	W045238	208(18) 18V/17D + 0	267(12) 2:21.57	300(5)	468(33) 13:52.82	<b>1243</b>
24	KHURASKINA Ekaterina	RUS	W004159	232(4) 22V/13D + 0	233(36) 2:38.55	272(28)	505(22) 13:15.94	<b>1242</b>
25	ZHONG Xiuting	CHN	W040861	172(33) 12V/23D + 0	259(25) 2:25.84	300(1)	508(21) 13:12.08	<b>1239</b>
26	BATULEVICIUTE Lina	LTU	W039672	220(9) 20V/15D + 0	236(35) 2:37.48	300(8)	482(26) 13:38.16	<b>1238</b>
27	LOPEZ Maria Lea	ITA	W041520	202(24) 17V/18D + 0	266(16) 2:22.48	286(19)	482(28) 13:38.74	<b>1236</b>

## Final Results

最终成绩公告

Rank	Name	Nation	Licence	Fencing	Swimming	Riding	Laser-Run	Total Points
28	TAMASAUSKAITE Aurelija	LTU	W040255	196(27) 16V/19D + 0	253(30) 2:28.95	219(32)	555(6) 12:25.20	<b>1223</b>
29	ELGAMAL Noureen	EGY	W041347	190(30) 15V/20D + 0	259(23) 2:25.54	293(14)	481(29) 13:39.08	<b>1223</b>
30	HRYNKEVICH Mikhalina	BLR	W040135	220(11) 20V/15D + 0	237(34) 2:36.68	300(9)	463(34) 13:57.72	<b>1220</b>
31	ABOUBAKR Sondos	EGY	W040319	163(35) 10V/25D + 3	247(31) 2:31.72	261(30)	517(16) 13:03.74	<b>1188</b>
32	ABREU Isabela	BRA	W043228	190(28) 15V/20D + 0	259(24) 2:25.56	201(34)	511(18) 13:09.03	<b>1161</b>
33	BAVELAAR Anne	NED	W037315	208(17) 18V/17D + 0	242(33) 2:34.24	300(2)	391(36) 15:09.06	<b>1141</b>
34	HACHULSKA Natalia	POL	W039451	205(20) 17V/18D + 3	265(17) 2:22.57	210(33)	429(35) 14:31.12	<b>1109</b>
35	BATRAK Zinaida	UKR	W038936	214(14) 19V/16D + 0	263(20) 2:23.96	EL	477(30) 13:43.84	<b>954</b>
36	BOICHENIUK Iryna	UKR	W045937	202(22) 17V/18D + 0	267(14) 2:21.95	EL	482(27) 13:38.66	<b>951</b>

## Final Results

最终成绩公告 (团体)

Rank	Nation	Name	Licence	Points	Total
1	CHN	BIAN Yufei	W040402	1312	3901
		WANG Wei	W039743	1311	
		WANG Shiqi	W042859	1278	
2	RUS	GUBAIDULLINA Gulnaz	W038145	1345	3895
		IBATULLINA Adelina	W040496	1279	
		FRALTSOVA Kseniia	W040507	1271	
3	POL	MALISZEWSKA Anna	W039219	1326	3849
		NOWACKA Oktawia	W038035	1273	
		DOMINIAK Natalia	W041803	1250	
4	HUN	GUZI Blanka	W041178	1304	3846
		ALEKSZEJEV Tamara	W002199	1285	
		KOVACS Sarolta	W005097	1257	
5	ITA	MICHELI Elena	W040837	1296	3827
		FREZZA Alessandra	W040222	1295	
		LOPEZ Maria Lea	W041520	1236	
6	LTU	VENCKAUSKAITE JUSKIENE Gintare	W039231	1287	3791
		SERAPINAITE Ieva	W039668	1266	
		BATULEVICIUTE Lina	W039672	1238	
7	EGY	ABDElMAKSOUd Salma	W041348	1335	3746
		ELGAMAL Noureen	W041347	1223	
		ABOUBAKR Sondos	W040319	1188	
8	UKR	PERMYKINA Valeriia	W039605	1270	3467
		CHYZHOVA Anastasiia	W045238	1243	
		BATRAK Zinaida	W038936	954	

### Legend:

\* Results from qualification

## Final Results

最终成绩公告

Rank	Team	Name	Licence	Fencing	Swimming	Riding	Laser-Run	Total Points
1	EGY	ABDELMAKSOUD Salma HAMAD Eslam	W041348 M039305	240(1) 31V/17D + 2	309(3) 2:00.67	295(4)	620(6) 11:20.29	<b>1464</b>
2	HUN	GUZI Blanka MAROSI Adam	W041178 M000964	227(2) 28V/20D + 1	308(4) 2:01.17	293(8)	627(2) 11:13.85	<b>1455</b>
3	CHN	WANG Wei ZHANG Linbin	W039743 M041052	215(7) 25V/23D + 1	301(8) 2:04.56	300(2)	622(4) 11:18.59	<b>1438</b>
4	ITA	MICHELI Elena MICOZZI Gianluca	W040837 M040228	206(10) 23V/25D + 0	306(7) 2:02.05	293(7)	631(1) 11:09.43	<b>1436</b>
5	RUS	KHURASKINA Ekaterina KARIAKIN Sergei	W004159 M002151	216(6) 25V/23D + 2	295(11) 2:07.82	300(1)	620(5) 11:20.26	<b>1431</b>
6	UKR	PERMYKINA Valeriia FEDECHKO Andriy	W039605 M038014	223(3) 27V/21D + 1	300(10) 2:05.38	300(3)	601(9) 11:39.55	<b>1424</b>
7	LTU	VENCKAUSKAITE JUSKIENE Gintare VAIVADA Dovydas	W039231 M040254	218(5) 26V/22D + 0	311(1) 1:59.68	266(10)	627(3) 11:13.87	<b>1422</b>
8	POL	NOWACKA Oktawia STASKIEWICZ Szymon	W038035 M001825	208(8) 23V/25D + 2	307(5) 2:01.52	293(5)	609(8) 11:31.94	<b>1417</b>
9	FRA	CLOUVEL Elodie PATTE Christopher	W039469 M005404	196(11) 20V/28D + 2	310(2) 2:00.00	293(6)	610(7) 11:30.51	<b>1409</b>
10	BRA	ABREU Isabela NASCIMENTO Felipe	W043228 M039882	194(12) 20V/28D + 0	307(6) 2:01.76	284(9)	594(10) 11:46.30	<b>1379</b>
11	GER	LANGREHR Rebecca Marlen DOGUE Marvin Faly	W040067 M038858	219(4) 26V/22D + 1	300(9) 2:05.19	248(11)	586(11) 11:54.59	<b>1353</b>
12	PER	SANCHEZ Tony CONDORI Juan	W066913 M059360	162(13) 12V/36D + 0	266(13) 2:22.36	EL	511(12) 13:09.32	<b>939</b>
13	BLR	HRYNKEVICH Mikhalina KHAMTSOU Ivan	W040135 M040897	207(9) 23V/25D + 1	295(11) 2:07.82	EL	DNS	<b>502</b>



## Medallists by Event

奖牌获得者(按项目排列)

As of SAT 26 OCT 2019 at 10:34

### AFTER 6 OF 6 EVENTS

Event	Date	Medal	Name	Nation
Men's Individual	FRI 25 OCT	GOLD	GUO Ziyuan	CHN
		SILVER	LINCOLN Tiago	BRA
		BRONZE	WESEMANN Matthias	GER
Women's Individual	FRI 25 OCT	GOLD	ZHANG Na	CHN
		SILVER	LI Shun	
		BRONZE	SJOEHOLM Cecilia	SWE
Men's Team	FRI 25 OCT	GOLD	CHENG Fengxuan	CHN
			GUO Ziyuan	
			WEI Yadong	
		SILVER	YANG Jin	BRA
			YE Rentang	
			CARRICO Felicio	
BRONZE	FARCHE Joao	GER		
	LINCOLN Tiago			
	SANTOS Max			
	SOUSA Ivanilson			
	BOGS Dominique			
	GELLERT Felix Giacomo			
Women's Team	FRI 25 OCT	GOLD	LI Shun	CHN
			XIE Ronghua	
			ZHANG Na	
		SILVER	BENGTSSON Josefine	SWE
			SJOEHOLM Cecilia	
			WESTERBERG Melina	
BRONZE	BARONTO Suely	BRA		
	MIRANDA Aila			
	OLIVEIRA Tatilaine			
Men's Obstacle Relay	SAT 26 OCT	GOLD	GUO Ziyuan	CHN
			WEI Yadong	
			YE Rentang	
		SILVER	CARRICO Felicio	BRA
			LINCOLN Tiago	
			SANTOS Max	
BRONZE	BARTUS FERNANDEZ Alvaro	ESP		
	MANRIQUE LAUREIRO Luis Enrique			
	PAREDES SANCHEZ Juan Francisco			
Women's Obstacle Relay	SAT 26 OCT	GOLD	LI Shun	CHN
			XIE Ronghua	
			LINDSTROM Mari	
		SILVER	SAKKINEN Jenna	FIN
			SJOEHOLM Cecilia	
			WESTERBERG Melina	

## Individual Final Results

### 个人最终成绩

As of FRI 25 OCT 2019

Place	Rank	Name	Nation	OBS	LSS	SEA	UTS	CCR	Total Points
1	Sergeant	GUO Ziyuan	CHN	1216	1183	1339	1296	1105	6139
2	PFC	LINCOLN Tiago	BRA	1200	1201	1295	1353	1081	6130
3	OR-7	WESEMANN Matthias	GER	1209	1191	1331	1320	1069	6120
4	Corporal	WEI Yadong	CHN	1210	1189	1340	1278	1074	6091
5	CPL	KIERZKOWSKI Mateusz	POL	1145	1233	1266	1353	1076	6073
6	OR-7	GELLERT Felix Giacomo	GER	1121	1219	1339	1317	1058	6054
7	Corporal	YANG Jin	CHN	1134	1182	1353	1335	1046	6050
8	Corporal	YE Rentang	CHN	1197	1215	1346	1302	990	6050
9	SGT	CARRICO Felicio	BRA	1150	1222	1305	1350	1010	6037
10	PFC	SOUSA Ivanilson	BRA	1135	1194	1282	1318	1102	6031
11	CPL	SZURMIEJ Mateusz	POL	1124	1186	1306	1391	1013	6020
12	Private	CHENG Fengxuan	CHN	1121	1209	1352	1322	1012	6016
13	SGT	SANTOS Max	BRA	1155	1193	1325	1323	1018	6014
14	Lieutenant	GAVRILOV Vasilii	RUS	1134	1210	1272	1334	1044	5994
15	Ltd Cdr.	BJOERN Ronni	DEN	1168	1176	1328	1276	1027	5975
16	Warrant officer	PIMENOV Viacheslav	RUS	1075	1184	1283	1355	1050	5947
17	PETTY OFFICER, FIRST CLASS	KUIVALAINEN Joonas	FIN	1101	1222	1325	1345	932	5925
18	LIEUTENANT SENIOR GRADE	LEHTINEN Petri	FIN	1126	1210	1279	1301	995	5911
19	OR-5	KUEHN Philipp Thomas	GER	1057	1202	1268	1339	1024	5890
20	PFC	FARCHE Joao	BRA	1080	1240	1296	1337	911	5864
21	CHIEF PETTY OFFICER	WAHLBERG Gustaf	SWE	1096	1210	1290	1317	928	5841
22	OR-6	BOGS Dominique	GER	1108	1197	1219	1302	1011	5837
23	Ltd. Cdr.	NICOLAISEN Rune Rummel	DEN	1097	1156	1310	1332	941	5836
24	Chief Petty Officer	HERMANSSON Peder	SWE	1053	1197	1294	1305	970	5819
25	PTE	RAK Mateusz	POL	1067	1208	1245	1299	998	5817
26	STAF SERGEANT	OEDLING Marcus	SWE	1100	1178	1264	1292	965	5799
27	2ND LT	MOREK Karol	POL	1185	1213	1304	1251	803	5756
28	SERGEANT	BARTUS FERNANDEZ Alvaro	ESP	1163	1163	1262	1191	973	5752
29	Captain	BOTSMAN Aleksandr	RUS	1117	1173	1226	1228	986	5730
30	LT. Comander	SILFVERBERG Emil	SWE	1118	1161	1242	1242	942	5705
31	JUNIOR GRADE	AALTO Juhana	FIN	1095	1171	1241	1195	953	5655
32	Corpral	LINDAHL Petter	SWE	907	1189	1285	1288	944	5613
33	Lieutenant Commander	TOKARCHUK Vladislav	RUS	1121	1152	1231	1232	876	5612
34	Sergeant	CHEGIN Daniil	RUS	1097	1209	1180	1281	819	5586
35	PETTY OFFICER, THIRD CLASS	FILIAN CHAVEZ Edgar Lenin	ECU	1055	1074	1205	1140	1059	5533
36	SOLDIER	FERNANDEZ MORENO Juan Jesus	ESP	1103	1096	1215	1075	1011	5500
37	SEAMAN FIRST CLASS	NOVILLO QUINONEZ Ivan Daniel	ECU	1044	1115	1171	1153	929	5412
38	MST. SERGEANT	HIDALGO MARTIN Miguel Angel	ESP	1014	1098	1217	1103	977	5409
39	SEAMAN	AYOVI NAZARENO Pedro Daigner	ECU	1047	1102	1164	1104	986	5403
40	CADET	KUIVALAINEN Jeremias	FIN	881	1233	1245	1321	643	5323
41	SERGEANT	MANRIQUE LAUREIRO Luis Enrique	ESP	1077	1137	1089	1186	806	5295
42	sergent	GLUD Alexander Overgaard	DEN	997	1021	1212	986	924	5140
43	FIRST CORPORAL	PAREDES SANCHEZ Juan Francisco	ESP	1105	1171	1102	1112	440	4930
44	Sergent	NIELSEN David Zoll	DEN	899	980	1014	1093	929	4915
45	ENSIGN	BARRERA CEPEDA Julio Cesar	ECU	1014	1158	817	1218	628	4835

#### Legend:

**DNS** Did not start    **DNS** Did not start    **DNS** Did not start    **OBS** Obstacle Race    **LSS** Life Saving Swimming  
**SEA** Seamanship Race    **UTS** Utility Swimming    **CCR** Amphibious Cross Country

**Medallists (Relay)**  
奖牌获得者 (接力)

Medal	Nation	Time	Name
GOLD	CHN - The People's Republic of China	01:34.5	GUO Ziyuan WEI Yadong YE Rentang
SILVER	BRA - The Federative Republic of Brazil	01:45.0	CARRICO Felicio LINCOLN Tiago SANTOS Max
BRONZE	ESP - The Kingdom of Spain	01:46.6	BARTUS FERNANDEZ Alvaro MANRIQUE LAUREIRO Luis Enrique PAREDES SANCHEZ Juan Francisco

## Team Final Results

团体最终成绩

Place	Team	Name	OBS	LSS	SEA	UTS	CCR	Points	Total Points
1	CHN - China	GUO Ziyuan	1216	1183	1339	1296	1105	6139	24330
		WEI Yadong	1210	1189	1340	1278	1074	6091	
		YANG Jin	1134	1182	1353	1335	1046	6050	
		YE Rentang	1197	1215	1346	1302	990	6050	
		CHENG Fengxuan	1124	1209	1352	1322	1012	6016	
2	BRA - Brazil	LINCOLN Tiago	1200	1201	1295	1353	1081	6130	24212
		CARRICO Felicio	1150	1222	1305	1350	1010	6037	
		SOUSA Ivanilson	1135	1194	1282	1318	1102	6031	
		SANTOS Max	1155	1193	1325	1323	1018	6014	
		FARCHE Joao	1080	1240	1296	1337	944	5864	
3	GER - Germany	WESEMANN Matthias	1209	1191	1331	1320	1069	6120	23901
		GELLERT Felix Giacomo	1121	1219	1339	1317	1058	6054	
		KUEHN Philipp Thomas	1057	1202	1268	1339	1024	5890	
		BOGS Domenique	1108	1197	1219	1302	1011	5837	
4	POL - Poland	KIERZKOWSKI Mateusz	1145	1233	1266	1353	1076	6073	23666
		SZURMIEJ Mateusz	1124	1186	1306	1391	1013	6020	
		RAK Mateusz	1067	1208	1245	1299	998	5817	
		MOREK Karol	1185	1213	1304	1251	803	5756	
5	RUS - Russia	GAVRILOV Vasilii	1134	1210	1272	1334	1044	5994	23283
		PIMENOV Viacheslav	1075	1184	1283	1355	1050	5947	
		BOTSMAN Aleksandr	1117	1173	1226	1228	986	5730	
		TOKARCHUK Vladislav	1121	1152	1231	1232	876	5612	
		CHEGIN Daniil	1097	1209	1180	1284	849	5586	
6	SWE - Sweden	WAHLBERG Gustaf	1096	1210	1290	1317	928	5841	23164
		HERMANSSON Peder	1053	1197	1294	1305	970	5819	
		OEDLING Marcus	1100	1178	1264	1292	965	5799	
		SILFVERBERG Emil	1118	1161	1242	1242	942	5705	
		LINDAHL Petter	907	1189	1285	1288	944	5613	
7	FIN - Finland	KUIVALAINEN Joonas	1101	1222	1325	1345	932	5925	22814
		LEHTINEN Petri	1126	1210	1279	1301	995	5911	
		AALTO Juhana	1095	1171	1241	1195	953	5655	
		KUIVALAINEN Jeremias	881	1233	1245	1321	643	5323	
8	ESP - Spain	BARTUS FERNANDEZ Alvaro	1163	1163	1262	1191	973	5752	21956
		FERNANDEZ MORENO Juan Jesus	1103	1096	1215	1075	1011	5500	
		HIDALGO MARTIN Miguel Angel	1014	1098	1217	1103	977	5409	
		MANRIQUE LAUREIRO Luis Enrique	1077	1137	1089	1186	806	5295	
		PAREDES-SANCHEZ Juan Francisco	1105	1171	1102	1112	440	4930	



**Team Final Results**  
 团体最终成绩

Place	Team	Name	OBS	LSS	SEA	UTS	CCR	Points	Total Points
9	DEN - Denmark	<b>BJOERN Ronni</b>	<b>1168</b>	<b>1176</b>	<b>1328</b>	<b>1276</b>	<b>1027</b>	<b>5975</b>	<b>21866</b>
		<b>NICOLAISEN Rune Rummel</b>	<b>1097</b>	<b>1156</b>	<b>1310</b>	<b>1332</b>	<b>941</b>	<b>5836</b>	
		<b>GLUD Alexander Overgaard</b>	<b>997</b>	<b>1021</b>	<b>1212</b>	<b>986</b>	<b>924</b>	<b>5140</b>	
		<b>NIELSEN David Zoll</b>	<b>899</b>	<b>980</b>	<b>1014</b>	<b>1093</b>	<b>929</b>	<b>4915</b>	
10	ECU - Ecuador	<b>FILIAN CHAVEZ Edgar Lenin</b>	<b>1055</b>	<b>1074</b>	<b>1205</b>	<b>1140</b>	<b>1059</b>	<b>5533</b>	<b>21183</b>
		<b>NOVILLO QUINONEZ Ivan Daniel</b>	<b>1044</b>	<b>1115</b>	<b>1171</b>	<b>1153</b>	<b>929</b>	<b>5412</b>	
		<b>AYOVI NAZARENO Pedro Daigner</b>	<b>1047</b>	<b>1102</b>	<b>1164</b>	<b>1104</b>	<b>986</b>	<b>5403</b>	
		<b>BARRERA CEPEDA Julio Cesar</b>	<b>1014</b>	<b>1158</b>	<b>817</b>	<b>1218</b>	<b>628</b>	<b>4835</b>	

**Legend:**  
**OBS** Obstacle Race    **LSS** Life Saving Swimming    **SEA** Seamanship Race    **UTS** Utility Swimming    **CCR** Amphibious Cross Country

## Individual Final Results

### 个人最终成绩

As of FRI 25 OCT 2019

Place	Rank	Name	Nation	OBS	LSS	SEA	UTS	CCR	Total Points
1	Second Lieutenant	ZHANG Na	CHN	1238	1203	1374	1443	1012	6270
2	Corporal	LI Shun	CHN	1218	1172	1375	1381	1002	6148
3	Private, 4th Class	SJOEHOLM Cecilia	SWE	1119	1222	1337	1449	995	6122
4	Corporal	XIE Ronghua	CHN	1238	1148	1358	1359	992	6095
5	PETTY OFFICER, SECOND CLASS	SAKKINEN Jenna	FIN	1202	1074	1318	1397	1052	6043
6	SGT	OLIVEIRA Tatilaine	BRA	1114	1156	1318	1438	1011	6037
7	PTE	TRUSZCZYNSKA GZYL Katarzyna	POL	1110	1204	1308	1458	907	5987
8	OR-5	PORSCHHOEFER Irene	GER	1114	1217	1326	1417	909	5983
9	Warrant officer	POTURAEVA Iuliia	RUS	1121	1219	1308	1423	904	5975
10	SGT	MIRANDA Aila	BRA	1152	1183	1307	1381	925	5948
11	JUNIOR GRADE	LINDSTROM Mari	FIN	1185	1064	1337	1353	983	5922
12	Warrant officer	ANTONOVA Alina	RUS	1134	1164	1303	1423	898	5922
13	STAF SERGEANT	WESTERBERG Melina	SWE	1061	1181	1292	1423	942	5899
14	SGT	BARONTO Suely	BRA	1098	1183	1276	1335	939	5831
15	Seaman	ANDREEVA Ekaterina	RUS	898	1223	1227	1436	870	5654
16	PTE	KORCZAK Edyta	POL	1051	1068	1306	1328	818	5571
17	Corpral	BENGTSSON Josefine	SWE	984	1157	1285	1362	779	5567
18	CAPTAIN	ARTIME GALLAR Silvia	ESP	1063	1138	1227	1267	727	5422
19	FIRST SERGEANT	ATGER HATO Elisa Rosa	ESP	963	1114	1197	1290	841	5405
20	Private	KELLMANN Pernille Luise	DEN	854	1192	1183	1350	644	5223
21	SOLDIER	MARQUEZ MANZANO Sara	ESP	1016	1158	1193	1249	600	5216
22	Sergent	SKYGGELUND Nadia Stener	DEN	706	1154	1242	1404	626	5132
23	OR-2	KLATT Emilia	GER	1006	1176	DNF	1427	822	4431
24	ENSING	CHECA del SALTO Andrea Stephanya	ECU	631	1014	1076	1312	0	4033

#### Legend:

**DNF** Did not finish    **OBS** Obstacle Race    **LSS** Life Saving Swimming    **SEA** Seamanship Race    **UTS** Utility Swimming  
**CCR** Amphibious Cross Country



WUHAN 2019  
7th CISM Military World Games

SAT 26 OCT 2019

Naval Pentathlon  
海军五项  
Women's Obstacle Relay  
女子障碍接力



### Medallists (Relay)

奖牌获得者 (接力)

Medal	Nation	Time	Name
GOLD	CHN - The People's Republic of China	01:36.7	LI Shun XIE Ronghua
SILVER	FIN - The Republic of Finland	01:48.3	LINDSTROM Mari SAKKINEN Jenna
BRONZE	SWE - Sweden	01:49.9	SJOEHOLM Cecilia WESTERBERG Melina

**Team Final Results**  
 团体最终成绩

Place	Team	Name	OBS	LSS	SEA	UTS	CCR	Points	Total Points
1	CHN - China	<b>ZHANG Na</b>	<b>1238</b>	<b>1203</b>	<b>1374</b>	<b>1443</b>	<b>1012</b>	<b>6270</b>	<b>12418</b>
		<b>LI Shun</b>	<b>1218</b>	<b>1172</b>	<b>1375</b>	<b>1381</b>	<b>1002</b>	<b>6148</b>	
		<b>XIE Ronghua</b>	<b>1238</b>	<b>1148</b>	<b>1358</b>	<b>1359</b>	<b>992</b>	<b>6095</b>	
2	SWE - Sweden	<b>SJOEHOLM Cecilia</b>	<b>1119</b>	<b>1222</b>	<b>1337</b>	<b>1449</b>	<b>995</b>	<b>6122</b>	<b>12021</b>
		<b>WESTERBERG Melina</b>	<b>1061</b>	<b>1181</b>	<b>1292</b>	<b>1423</b>	<b>942</b>	<b>5899</b>	
		<b>BENGTSSON Josefine</b>	<b>984</b>	<b>1157</b>	<b>1285</b>	<b>1362</b>	<b>779</b>	<b>5567</b>	
3	BRA - Brazil	<b>OLIVEIRA Tatilaine</b>	<b>1114</b>	<b>1156</b>	<b>1318</b>	<b>1438</b>	<b>1011</b>	<b>6037</b>	<b>11985</b>
		<b>MIRANDA Aila</b>	<b>1152</b>	<b>1183</b>	<b>1307</b>	<b>1381</b>	<b>925</b>	<b>5948</b>	
		<b>BARONTO Suely</b>	<b>1098</b>	<b>1183</b>	<b>1276</b>	<b>1335</b>	<b>939</b>	<b>5834</b>	
4	FIN - Finland	<b>SAKKINEN Jenna</b>	<b>1202</b>	<b>1074</b>	<b>1318</b>	<b>1397</b>	<b>1052</b>	<b>6043</b>	<b>11965</b>
		<b>LINDSTROM Mari</b>	<b>1185</b>	<b>1064</b>	<b>1337</b>	<b>1353</b>	<b>983</b>	<b>5922</b>	
5	RUS - Russia	<b>POTURAEVA Iuliia</b>	<b>1121</b>	<b>1219</b>	<b>1308</b>	<b>1423</b>	<b>904</b>	<b>5975</b>	<b>11897</b>
		<b>ANTONOVA Alina</b>	<b>1134</b>	<b>1164</b>	<b>1303</b>	<b>1423</b>	<b>898</b>	<b>5922</b>	
		<b>ANDREEVA Ekaterina</b>	<b>898</b>	<b>1223</b>	<b>1227</b>	<b>1436</b>	<b>870</b>	<b>5654</b>	
6	POL - Poland	<b>TRUSZCZYNSKA GZYL Katarzyna</b>	<b>1110</b>	<b>1204</b>	<b>1308</b>	<b>1458</b>	<b>907</b>	<b>5987</b>	<b>11558</b>
		<b>KORCZAK Edyta</b>	<b>1051</b>	<b>1068</b>	<b>1306</b>	<b>1328</b>	<b>818</b>	<b>5571</b>	
7	ESP - Spain	<b>ARTIME GALLAR Silvia</b>	<b>1063</b>	<b>1138</b>	<b>1227</b>	<b>1267</b>	<b>727</b>	<b>5422</b>	<b>10827</b>
		<b>ATGER HATO Elisa Rosa</b>	<b>963</b>	<b>1114</b>	<b>1197</b>	<b>1290</b>	<b>841</b>	<b>5405</b>	
		<b>MARQUEZ-MANZANO Sara</b>	<b>1016</b>	<b>1158</b>	<b>1193</b>	<b>1249</b>	<b>600</b>	<b>5216</b>	
8	GER - Germany	<b>PORSCHHOEFER Irene</b>	<b>1114</b>	<b>1217</b>	<b>1326</b>	<b>1417</b>	<b>909</b>	<b>5983</b>	<b>10414</b>
		<b>KLATT Emilia</b>	<b>1006</b>	<b>1176</b>	<b>0</b>	<b>1427</b>	<b>822</b>	<b>4431</b>	
9	DEN - Denmark	<b>KELLMANN Pernille Luise</b>	<b>854</b>	<b>1192</b>	<b>1183</b>	<b>1350</b>	<b>644</b>	<b>5223</b>	<b>10355</b>
		<b>SKYGGELUND Nadia Stener</b>	<b>706</b>	<b>1154</b>	<b>1242</b>	<b>1404</b>	<b>626</b>	<b>5132</b>	

**Legend:**  
**OBS** Obstacle Race    **LSS** Life Saving Swimming    **SEA** Seamanship Race    **UTS** Utility Swimming    **CCR** Amphibious Cross Country





Results  
成绩公告

As of MON 21 OCT 2019

Rank	Race Number	Name	Nation	Class	Time	Behind
1	265	TCVETKOV Dmitrii	RUS	Warrant officer	1:22:02	+0:00
2	259	TRANCHAND Frederic	FRA	OR-2	1:23:14	+1:12
3	263	IONUT ALIN Zinca	ROU	Pvt.	1:24:06	+2:04
4	239	HOWALD Florian	SUI	PFC	1:24:20	+2:18
5	258	SILD Timo	EST	CORPORAL	1:24:27	+2:25
6	256	KOWALSKI Wojciech	POL	WO	1:26:11	+4:09
7	260	YMSEN Gernot Emil	AUT	MCpl	1:26:57	+4:55
8	221	BASSET Lucas	FRA	OR 2	1:27:13	+5:11
9	232	KHRAMOV Andrei	RUS	CAPTAIN	1:27:26	+5:24
10	149	KYBURZ Andreas	SUI	PFC	1:28:03	+6:01
11	246	PAULINS Arturs	LAT	OR-2	1:29:03	+7:01
12	227	GVILDYS Jonas Vytautas	LTU	Pvt.	1:29:29	+7:27
13	250	KYBURZ Matthias	SUI	PFC	1:29:34	+7:32
14	200	EGGER Jonas Emanuel	SUI	PFC	1:30:32	+8:30
15	247	RUOHOLA Akseli	FIN	CORPORAL	1:30:38	+8:36
16	118	SCHNEIDER Florian Andreas	SUI	Priv	1:31:11	+9:09
17	228	BERTUKS Edgars	LAT	OR-3	1:31:31	+9:29
18	183	HUBMANN Martin	SUI	PFC	1:31:39	+9:37
19	236	OLEJNIK Michal	POL	PFC	1:31:41	+9:39
20	145	DOBRYNIN Sergey	RUS	Soldier	1:33:53	+11:51
21	216	PETER Mathias	AUT	Cpl.	1:33:53	+11:51
22	229	MERL Robert	AUT	Cpl.	1:34:14	+12:12
23	139	MEIER Christoph Severin	SUI	Priv	1:34:25	+12:23
24	197	SILD Lauri	EST	CORPORAL	1:35:08	+13:06
25	212	NAKONECHNYI Dmitrii	RUS	Warrant officer	1:36:00	+13:58
26	175	NOVIKOV Valentin	RUS	MAJOR	1:36:46	+14:44
27	105	TAMBASOV Iurii	RUS	SERGEANT	1:37:32	+15:30
28	201	ALELIUNAS Vilius	LTU	Pvt.	1:38:04	+16:02
29	207	PAWLAK Bartosz	POL	PFC	1:40:00	+17:58
30	220	REKUNENKO Artjoms	LAT	OF-1	1:40:01	+17:59
31	171	RJABOSHKIN Sergei	EST	private	1:40:43	+18:41
32	133	NOVIKOV Leonid	RUS	LIEUTENANT	1:41:08	+19:06
33	132	WENSLAW Mateusz	POL	PFC	1:41:24	+19:22
34	231	BAUMHOLCZER Mate	HUN	CORPORAL	1:41:43	+19:41
35	169	EV Ironir	BRA	Sgt.	1:42:43	+20:41



## Results 成绩公告

As of MON 21 OCT 2019

Rank	Race Number	Name	Nation	Class	Time	Behind
36	191	DUTKOWSKI Mikolaj	POL	Pvt.	1:43:13	+21:11
37	180	SIMKENS Geert	BEL	CLC	1:43:55	+21:53
38	217	RIO Nicolas	FRA	OR-1	1:44:06	+22:04
39	196	PASTURIZA Leandro	BRA	Sgt.	1:44:12	+22:10
40	174	SALONEN Matias	FIN	RESERVE OFFICE	1:44:16	+22:14
41	252	BELOMAZHEV Stanimir	BUL	private	1:45:01	+22:59
42	185	RAUTURIER Quentin	FRA	OR-1	1:45:36	+23:34
43	251	BELIUNAS Vytautas	LTU	Pvt.	1:45:38	+23:36
44	181	KASTNER Nicolas	AUT	LCpl	1:46:57	+24:55
45	244	HEINMANN Kristo	EST	private	1:48:42	+26:40
46	238	SKOGTJAERN Paal	SWE	SERGEANT	1:53:53	+31:51
47	205	GARCIA CRESPO Jose Manuel	ESP	1ST SGT	1:55:19	+33:17
48	184	CIFUENTES Jorge	CHI	Sargento 2°	1:56:02	+34:00
49	241	CORIC Zeljko	SRB	CAPTAIN	1:56:18	+34:16
50	253	WEBER Jonas Falck	DEN	Sgt.	1:57:14	+35:12
51	193	JUBELIS Andris	LAT	OR-3	1:57:38	+35:36
52	156	VLASSOV Denis	KAZ	CAPTAIN	1:59:01	+36:59
53	151	STULGYS Donatas	LTU	Cpt	2:00:15	+38:13
54	158	TOGNI Gelson	BRA	Sgt.	2:00:33	+38:31
55	194	LOPEZ LOPEZ Antonio	ESP	1ST SGT	2:00:42	+38:40
56	219	JANSSENS Tomy	BEL	CLC	2:01:02	+39:00
57	248	HERRERA SALAZAR Jorge Dario	ECU	LANCECORPORA	2:01:58	+39:56
58	178	MILIC Milovan	SRB	MAJOR	2:02:20	+40:18
59	240	IMBAQUINGO PAMBAQUISHPE L.F.	ECU	SERGEANT	2:02:30	+40:28
60	186	BARTKEVICIUS Algirdas	LTU	Pvt.	2:02:31	+40:29
61	192	LIF Anton	SWE	Master Sergeant	2:03:03	+41:01
62	165	GIRES Nicolas	FRA	OR-5	2:04:27	+42:25
63	218	GUAMAN JEREZ Edmundo Ricardo	ECU	CORPORAL	2:04:33	+42:31
64	262	LINTEN Jo	BEL	Adj't	2:04:34	+42:32
65	124	JOHANSSON Patrik	SWE	Korpral	2:04:42	+42:40
66	119	SCHMITZ Douglas	BRA	Sgt.	2:04:50	+42:48
67	243	JIMENEZ MOLINA Santiago	ESP	MAJOR	2:04:54	+42:52
68	222	NASCIMENTO Fernando	BRA	Sgt.	2:04:56	+42:54
69	209	SAARI Aki	FIN	FIRST SERGEANT	2:05:10	+43:08
70	141	NITSCH Claudinei	BRA	Sgt.	2:06:45	+44:43



## Results 成绩公告

As of MON 21 OCT 2019

Rank	Race Number	Name	Nation	Class	Time	Behind
71	172	PAUL MARIUS Brabiescu Calinescu	ROU	Master seargent	2:07:22	+45:20
72	125	DANIEL Igor	FRA	OR-9	2:07:37	+45:35
73	233	JENSEN Thomas Greve	DEN	Sgt.	2:08:29	+46:27
74	109	MELINARD Lionel	FRA	OF-1	2:08:33	+46:31
75	226	AHO Aaro	FIN	private	2:09:05	+47:03
76	177	NINASUNTA IZA Alvaro Washington	ECU	private	2:09:57	+47:55
77	206	TERZIEV Tasho	BUL	MAJOR	2:11:34	+49:32
78	163	ARRIAGADA Jorge	CHI	Cabo 1°	2:12:03	+50:01
79	225	PAUL CONSTANTIN Pricop	ROU	LANCE CORPORA	2:12:29	+50:27
80	142	PERPEN MARTINEZ Angel Emilio	ESP	MST. SERGEANT	2:12:39	+50:37
81	224	ANCI AUX Benjamin	BEL	OR7	2:13:10	+51:08
82	102	STRIDH Dag	SWE	Soldier	2:13:21	+51:19
83	210	SADEGZADEH AKBARABADI Hossein	IRI	MAJOR	2:13:26	+51:24
84	261	RODRIGUEZ DOMINGUEZ Maikel	ESP	CORPORAL	2:13:29	+51:27
85	148	SAVIC Sinisa	SRB	CAPTAIN	2:14:39	+52:37
86	114	BRAVO CONZA Omar Alexander	ECU	CORPORAL	2:15:08	+53:06
87	147	NIKOLAUSSEN Andreas	SWE	Sergeant Major	2:15:30	+53:28
88	202	ANDERSEN Jeppe Rolf Rasmussen	DEN	Sgt.	2:15:34	+53:32
89	136	NINASUNTA YUGCHA Luis Washington	ECU	CORPORAL	2:15:52	+53:50
90	203	GARCIA Herman	CHI	Cabo 2°	2:16:42	+54:40
91	146	VERA GUERRERO Carlos	ESP	LIEUTENANT	2:17:06	+55:04
92	188	NAZYROV Azat	KAZ	Pvt.	2:19:44	+57:42
93	167	FRIELING Bjoern	GER	OF-2	2:20:20	+58:18
94	173	REHNER Klaus	GER	OR9	2:21:46	+59:44
95	254	MOLNAR DR. Attila	HUN	2ND LIEUTENANT	2:21:50	+59:48
96	198	ANDERSSON Waldemar	SWE	Soldier	2:22:06	+1:00:04
97	214	ADAMOVICH Dmitriy	KAZ	Sgt.	2:22:54	+1:00:52
98	187	KOSHKI Saeid	IRI	SERJENT	2:24:55	+1:02:53
99	130	TORRES Jervacio	CHI	Sargento 2°	2:25:04	+1:03:02
100	123	DUSZA Serge	BEL	OR8	2:25:11	+1:03:09
101	195	SMULDERS Marco	NED	Cap	2:25:15	+1:03:13
102	199	KARSTAEDT Sven	GER	OR-9	2:31:13	+1:09:11
103	157	ALHASSANI Saeed	UAE	Sgt.	2:31:27	+1:09:25
104	189	VASS Tibor Csaba	HUN	MAJOR	2:31:35	+1:09:33
105	190	JENSEN Andreas Mikkelsen	DEN	Pvt.	2:31:39	+1:09:37



## Results 成绩公告

As of MON 21 OCT 2019

Rank	Race Number	Name	Nation	Class	Time	Behind
106	155	CHRISTIAN JESUS Cuelho Braga	URU	LIEUTENANT	2:33:38	+1:11:36
107	128	POPOVIC Dejan	SRB	CAPTAIN	2:35:02	+1:13:00
108	160	HELWEG Lasse August	DEN	Pvt.	2:35:04	+1:13:02
109	164	PAASIKOSKI Antti	FIN	CAPTAIN	2:35:12	+1:13:10
110	168	OVIDIU MUGUREL Mutiu	ROU	CORPORAL	2:35:18	+1:13:16
111	234	ROJAS Oscar	VEN	TENIENTE	2:35:30	+1:13:28
112	235	HEININGER Daniel	GER	OR-8	2:36:42	+1:14:40
113	103	CAMPIONE Michael	BEL	OR7	2:37:05	+1:15:03
114	143	BONEK Jannis	AUT	LCpl	2:37:10	+1:15:08
115	215	MOLNAR Zoltan	HUN	2NDLIEUTENANT	2:37:39	+1:15:37
116	213	ALZEYOUNI Saeed	UAE	1WO	2:39:27	+1:17:25
117	211	IVKOVIC Slobodan	SRB	CAPTAIN	2:40:10	+1:18:08
118	230	KATOLI Moslem Aslani	IRI	SERJENT	2:41:04	+1:19:02
119	144	POSTHOUWER Roelof	NED	MAJOR	2:45:02	+1:23:00
120	126	van den NOUWELANT Pim	NED	Cap	2:45:56	+1:23:54
121	117	VAN DONGEN Michel	NED	Cap	2:46:53	+1:24:51
122	166	CHACON TAPIA Marco Rodrigo	ECU	LANCE CORPORA	2:49:11	+1:27:09
123	153	OVCHAROV Atanas	BUL	MAJOR	2:49:27	+1:27:25
124	179	HEREIJGERS Remco	NED	Cap	2:51:19	+1:29:17
125	111	ALEXANDRU CATALIN Fozokos	ROU	private	2:52:07	+1:30:05
126	127	JENSEN Jes Mose	DEN	WOII	2:53:32	+1:31:30
127	131	ALKETBI Khalid	UAE	1WO	2:57:55	+1:35:53
128	162	GROSDENT Sebastien	BEL	Kapt	2:59:46	+1:37:44
129	208	CONTRERAS Nino	VEN	TENIENTE	3:05:13	+1:43:11
130	108	GATICA Ricardo	CHI	Cabo 2°	3:06:12	+1:44:10
131	134	STEIGER Daniel	GER	OR-4	3:06:50	+1:44:48
132	137	PRIETO Luis	VEN	SARGENTO MAYC	3:09:07	+1:47:05
133	257	TAZROO Esmail	IRI	SERJENT	3:12:45	+1:50:43
134	113	LARSEN Hans Kresten Noergaard	DEN	SSgt	3:15:32	+1:53:30
135	150	KHALILI Ali Reza	IRI	SERJENT	3:16:08	+1:54:06
136	170	ROMERO Jones	VEN	SARGENTO MAYC	3:17:30	+1:55:28
137	182	ALMURSHIDI Ahmed	UAE	Cpl.	3:18:09	+1:56:07
138	107	GEDLER Jose	VEN	SARGENTO MAYC	3:21:14	+1:59:12
139	140	TATAR Mohammad Kazem	IRI	MAJOR	3:32:10	+2:10:08
140	154	MANASYAN Yura	ARM	first lieutenant	3:58:50	+2:36:48



**Results**  
成绩公告

As of MON 21 OCT 2019

Rank	Race Number	Name	Nation	Class	Time	Behind
141	101	ALYAMMAHI Saeed	UAE	Cpl.	4:17:15	+2:55:13
	115	PODZINSKI Rafal	POL	Pvt.	DSQ	
	159	RICHERT Marcin	POL	WO	DSQ	
	204	ISTVAN FERENC Sebestyen	ROU	CORPORAL	DSQ	
	242	SUKHONOSSOV Fedor	KAZ	Sgt.	DSQ	
	138	MKHITARYAN Yuri	ARM	private	DSQ	
	110	YAKHANYAN Harutyun	ARM	LIEUTENANT	DSQ	
	237	ALYAMMAHI Salem	UAE	Ssgt.	DSQ	
	255	RUECKER Kai	GER	OF-3	DSQ	
	120	GOEHLER Marcel	GER	OF-2	DSQ	
	245	ROJAS Jaime	VEN	TENIENTE	DSQ	
	135	FELICIAN Bele	ROU	CORPORAL	DSQ	
	104	KIRMULA Miika	FIN	SERGEANT	DNS	
	106	BERNAL GOMEZ Jesus Maria	ESP	CAPITAIN	DNS	
	112	DEGHANIZADEH Meysam	IRI	CAPITAIN	DNS	
	116	HOU Jingze	CHN	CORPORAL	DNS	
	121	REINER Matthias Hans	AUT	Cpl.	DNS	
	122	EEROLA Mikko	FIN	private	DNS	
	129	YANG Xing	CHN	CORPORAL	DNS	
	152	DUAN Ailun	CHN	CORPORAL	DNS	
	161	DURAN Jonathan	VEN	MAYOR	DNS	
	176	CONG Xuxin	CHN	Cap	DNS	
	223	ZHENG Weifeng	CHN	private	DNS	
	249	YANG Changzhong	CHN	Private First Class	DNS	
	264	WICKBOM Rasmus	SWE	Vice Korpral	DNS	

**Legend:**

**DNS** Did Not Start      **DSQ** Disqualified



## Results 成绩公告

As of WED 23 OCT 2019

Rank	Race Number	Name	Nation	Class	Time	Behind
1	243	KYBURZ Matthias	SUI	PFC	38:00	+0:00
2	229	HOWALD Florian	SUI	PFC	38:27	+0:27
3	171	EGGER Jonas Emanuel	SUI	PFC	39:55	+1:55
4	217	OLEJNIK Michal	POL	PFC	40:59	+2:59
5	163	HUBMANN Martin	SUI	PFC	41:16	+3:16
6	191	TCVETKOV Dmitrii	RUS	Warrant officer	41:27	+3:27
7	211	KOWALSKI Wojciech	POL	WO	41:36	+3:36
8	248	YMSEN Gernot Emil	AUT	MCpl	41:41	+3:41
9	205	KYBURZ Andreas	SUI	PFC	41:42	+3:42
10	264	BASSET Lucas	FRA	OR 2	41:49	+3:49
11	238	MERL Robert	AUT	Cpl.	41:52	+3:52
12	176	KHRAMOV Andrei	RUS	CAPTAIN	42:57	+4:57
13	149	NAKONECHNYI Dmitrii	RUS	Warrant officer	43:03	+5:03
14	189	RAUTURIER Quentin	FRA	OR-1	43:18	+5:18
15	201	RIO Nicolas	FRA	OR-1	43:31	+5:31
16	233	NOVIKOV Valentin	RUS	MAJOR	43:36	+5:36
17	209	PETER Mathias	AUT	Cpl.	43:57	+5:57
18	263	SILD Timo	EST	CORPORAL	44:01	+6:01
19	111	DOBRYNIN Sergey	RUS	Soldier	44:44	+6:44
20	202	HEINMANN Kristo	EST	private	44:48	+6:48
21	174	DUTKOWSKI Mikolaj	POL	Pvt.	45:09	+7:09
22	259	NOVIKOV Leonid	RUS	LIEUTENANT	45:19	+7:19
23	235	SILD Lauri	EST	CORPORAL	45:48	+7:48
24	223	GVILDYS Jonas Vytautas	LTU	Pvt.	46:01	+8:01
25	261	BAUMHOLCZER Mate	HUN	CORPORAL	46:09	+8:09
26	245	RUOHOLA Akseli	FIN	CORPORAL	46:36	+8:36
27	244	PAULINS Arturs	LAT	OR-2	46:37	+8:37
28	131	IONUT ALIN Zinca	ROU	Pvt.	46:40	+8:40
29	230	AHO Aaro	FIN	private	46:53	+8:53
30	200	EV Ironir	BRA	Sgt.	46:56	+8:56
31	120	TAMBASOV Iurii	RUS	SERGEANT	47:32	+9:32
32	134	MEIER Christoph Severin	SUI	Priv	47:35	+9:35
33	150	BONEK Jannis	AUT	LCpl	47:36	+9:36
34	249	PAWLAK Bartosz	POL	PFC	47:51	+9:51
35	258	PASTURIZA Leandro	BRA	Sgt.	48:53	+10:53



## Results 成绩公告

As of WED 23 OCT 2019

Rank	Race Number	Name	Nation	Class	Time	Behind
36	219	BELOMAZHEV Stanimir	BUL	private	48:57	+10:57
37	193	SAARI Aki	FIN	FIRST SERGEANT	49:12	+11:12
38	106	SCHNEIDER Florian Andreas	SUI	Priv	49:34	+11:34
39	161	SALONEN Matias	FIN	RESERVE OFFICE	50:03	+12:03
40	130	RICHERT Marcin	POL	WO	50:20	+12:20
41	262	WICKBOM Rasmus	SWE	Vice Korpral	51:01	+13:01
42	255	BELIUNAS Vytautas	LTU	Pvt.	51:04	+13:04
43	194	ALELIUNAS Vilius	LTU	Pvt.	51:47	+13:47
44	169	STULGYS Donatas	LTU	Cpt	52:14	+14:14
45	141	BARTKEVICIUS Algirdas	LTU	Pvt.	52:18	+14:18
46	228	SKOGTJAERN Paal	SWE	SERGEANT	52:24	+14:24
47	221	BERTUKS Edgars	LAT	OR-3	53:02	+15:02
48	234	TRANCHAND Frederic	FRA	OR-2	53:13	+15:13
49	121	REINER Matthias Hans	AUT	Cpl.	53:32	+15:32
50	180	KASTNER Nicolas	AUT	LCpl	54:10	+16:10
51	151	GIRES Nicolas	FRA	OR-5	54:11	+16:11
52	190	JUBELIS Andris	LAT	OR-3	54:14	+16:14
53	198	ANDERSSON Waldemar	SWE	Soldier	54:43	+16:43
54	186	LIF Anton	SWE	Master Sergeant	54:48	+16:48
55	213	JIMENEZ MOLINA Santiago	ESP	MAJOR	54:58	+16:58
56	164	SIMKENS Geert	BEL	CLC	55:24	+17:24
57	222	IMBAQUINGO PAMBAQUISHPE L.F.	ECU	SERGEANT	55:44	+17:44
58	136	TOGNI Gelson	BRA	Sgt.	55:46	+17:46
59	247	GUAMAN JEREZ Edmundo Ricardo	ECU	CORPORAL	56:09	+18:09
60	257	RODRIGUEZ DOMINGUEZ Maikel	ESP	CORPORAL	56:11	+18:11
61	133	DANIEL Igor	FRA	OR-9	56:22	+18:22
62	226	GARCIA CRESPO Jose Manuel	ESP	1ST SGT	57:07	+19:07
63	212	REKUNENKO Artjoms	LAT	OF-1	57:19	+19:19
64	112	PODZINSKI Rafal	POL	Pvt.	57:46	+19:46
65	102	NIKOLAUSSEN Andreas	SWE	Sergeant Major	58:04	+20:04
66	242	ANCIAUX Benjamin	BEL	OR7	58:20	+20:20
67	239	JENSEN Thomas Greve	DEN	Sgt.	58:27	+20:27
68	156	WENSLAW Mateusz	POL	PFC	58:34	+20:34
69	148	NITSCH Claudinei	BRA	Sgt.	58:35	+20:35
70	252	VLASOV Denis	KAZ	CAPTAIN	58:43	+20:43



## Results 成绩公告

As of WED 23 OCT 2019

Rank	Race Number	Name	Nation	Class	Time	Behind
71	187	RJABOSHKIN Sergei	EST	private	59:11	+21:11
72	145	GARCIA Herman	CHI	Cabo 2°	59:12	+21:12
73	196	JANSSENS Tomy	BEL	CLC	59:46	+21:46
74	184	SADEGZADEH AKBARABADI Hossein	IRI	MAJOR	1:00:28	+22:28
75	260	POPOVIC Dejan	SRB	CAPTAIN	1:01:04	+23:04
76	253	LINTEN Jo	BEL	Adjt	1:01:30	+23:30
77	173	PAUL MARIUS Brabiescu Calinescu	ROU	Master seargent	1:01:41	+23:41
78	129	GATICA Ricardo	CHI	Cabo 2°	1:01:55	+23:55
79	152	CHACON TAPIA Marco Rodrigo	ECU	LANCE CORPORA	1:02:18	+24:18
80	224	MOLNAR DR. Attila	HUN	2ND LIEUTENANT	1:02:39	+24:39
81	125	NINASUNTA IZA Alvaro Washington	ECU	private	1:02:56	+24:56
82	128	PERPEN MARTINEZ Angel Emilio	ESP	MST. SERGEANT	1:03:11	+25:11
83	179	NAZYROV Azat	KAZ	Pvt.	1:03:19	+25:19
84	188	LOPEZ LOPEZ Antonio	ESP	1ST SGT	1:03:26	+25:26
85	192	ADAMOVICH Dmitriy	KAZ	Sgt.	1:03:53	+25:53
86	114	MELINARD Lionel	FRA	OF-1	1:03:57	+25:57
87	236	SUKHONOSSOV Fedor	KAZ	Sgt.	1:04:17	+26:17
88	127	ALZEYUDI Saeed	UAE	1WO	1:04:20	+26:20
89	142	JOHANSSON Patrik	SWE	Korpral	1:04:41	+26:41
90	185	SMULDERS Marco	NED	Cap	1:05:02	+27:02
91	146	VERA GUERRERO Carlos	ESP	LIEUTENANT	1:05:16	+27:16
92	181	MILIC Milovan	SRB	MAJOR	1:05:31	+27:31
93	117	CAMPIONE Michael	BEL	OR7	1:05:45	+27:45
94	216	FELICIAN Bele	ROU	CORPORAL	1:05:48	+27:48
95	122	STEIGER Daniel	GER	OR-4	1:06:20	+28:20
96	123	STRIDH Dag	SWE	Soldier	1:06:28	+28:28
97	265	OVIDIU MUGUREL Mutiu	ROU	CORPORAL	1:06:31	+28:31
98	225	PAUL CONSTANTIN Pricop	ROU	LANCE CORPORA	1:06:41	+28:41
99	140	SAVIC Sinisa	SRB	CAPTAIN	1:06:41	+28:41
100	231	CORIC Zeljko	SRB	CAPTAIN	1:06:43	+28:43
101	154	ALHASSANI Saeed	UAE	Sgt.	1:07:14	+29:14
102	197	ARRIAGADA Jorge	CHI	Cabo 1°	1:07:23	+29:23
103	240	TAZROO Esmaeil	IRI	SERJENT	1:07:28	+29:28
104	167	CIFUENTES Jorge	CHI	Sargento 2°	1:07:32	+29:32
105	214	ALKETBI Khalid	UAE	1WO	1:07:42	+29:42





## Results 成绩公告

As of WED 23 OCT 2019

Rank	Race Number	Name	Nation	Class	Time	Behind
106	204	MOLNAR Zoltan	HUN	2ND LIEUTENANT	1:08:56	+30:56
107	246	WEBER Jonas Falck	DEN	Sgt.	1:09:52	+31:52
108	105	ISTVAN FERENC Sebestyen	ROU	CORPORAL	1:09:56	+31:56
109	118	ALYAMMAHI Saeed	UAE	Cpl.	1:11:33	+33:33
110	210	TERZIEV Tasho	BUL	MAJOR	1:12:07	+34:07
111	166	HERRERA SALAZAR Jorge Dario	ECU	LANCE CORPORAL	1:12:53	+34:53
112	143	GROSDENT Sebastien	BEL	Kapt	1:13:12	+35:12
113	241	ALMURSHIDI Ahmed	UAE	Cpl.	1:13:31	+35:31
114	135	DUSZA Serge	BEL	OR8	1:13:57	+35:57
115	119	JENSEN Jes Mose	DEN	WOII	1:15:11	+37:11
116	116	BRAVO CONZA Omar Alexander	ECU	CORPORAL	1:15:11	+37:11
117	182	JENSEN Andreas Mikkelsen	DEN	Pvt.	1:15:58	+37:58
118	227	REHNER Klaus	GER	OR9	1:17:52	+39:52
119	178	FRIELING Bjoern	GER	OF-2	1:17:56	+39:56
120	144	CHRISTIAN JESUS Cuelho Braga	URU	LIEUTENANT	1:18:10	+40:10
121	195	IVKOVIC Slobodan	SRB	CAPTAIN	1:18:33	+40:33
122	199	ANDERSEN Jeppe Rolf Rasmussen	DEN	Sgt.	1:18:40	+40:40
123	155	HELWEG Lasse August	DEN	Pvt.	1:20:26	+42:26
124	162	POSTHOUWER Roelof	NED	MAJOR	1:21:06	+43:06
125	175	OVCHAROV Atanas	BUL	MAJOR	1:22:51	+44:51
126	115	TATAR Mohammad Kazem	IRI	MAJOR	1:23:06	+45:06
127	170	VASS Tibor Csaba	HUN	MAJOR	1:24:14	+46:14
128	207	KARSTAEDT Sven	GER	OR-9	1:25:38	+47:38
129	157	HEININGER Daniel	GER	OR-8	1:25:49	+47:49
130	251	RUECKER Kai	GER	OF-3	1:26:36	+48:36
131	132	KHALILI Ali Reza	IRI	SERJENT	1:28:01	+50:01
132	220	VAN DONGEN Michel	NED	Cap	1:28:01	+50:01
133	147	ALEXANDRU CATALIN Fozokos	ROU	private	1:28:36	+50:36
134	101	TORRES Jervacio	CHI	Sargento 2°	1:30:19	+52:19
135	215	ROJAS Jaime	VEN	TENIENTE	1:32:23	+54:23
136	103	PRIETO Luis	VEN	SARGENTO MAYC	1:32:42	+54:42
137	113	LARSEN Hans Kresten Noergaard	DEN	SSgt	1:33:16	+55:16
138	256	DEGHANIZADEH Meysam	IRI	CAPITAIN	1:34:05	+56:05
139	137	van den NOUWELANT Pim	NED	Cap	1:35:29	+57:29
140	172	ALYAMMAHI Salem	UAE	Ssgt.	1:36:22	+58:22



## Results 成绩公告

As of WED 23 OCT 2019

Rank	Race Number	Name	Nation	Class	Time	Behind
141	203	KATOLI Moslem Aslani	IRI	SERJENT	1:37:11	+59:11
142	104	BLOKZIJL Jurjen	NED	WO	2:00:04	+1:22:04
143	124	CONTRERAS Nino	VEN	TENIENTE	2:12:00	+1:34:00
144	109	MKHITARYAN Yuri	ARM	private	2:17:51	+1:39:51
	165	NASCIMENTO Fernando	BRA	Sgt.	DSQ	
	232	SCHMITZ Douglas	BRA	Sgt.	DSQ	
	206	NINASUNTA YUGCHA Luis Washington	ECU	CORPORAL	DSQ	
	160	KOSHKI Saeid	IRI	SERJENT	DSQ	
	208	HEREIJGERS Remco	NED	Cap	DSQ	
	183	ROJAS Oscar	VEN	TENIENTE	DSQ	
	218	ROMERO Jones	VEN	SARGENTOMAYC	DSQ	
	107	GOEHLER Marcel	GER	OF-2	DSQ	
	126	MANASYAN Yura	ARM	first lieutenant	DSQ	
	254	DURAN Jonathan	VEN	MAYOR	DSQ	
	159	YAKHANYAN Harutyun	ARM	LIEUTENANT	DSQ	
	153	GEDLER Jose	VEN	SARGENTOMAYC	DSQ	
	168	EEROLA Mikko	FIN	private	DSQ	
	108	BERNAL GOMEZ Jesus Maria	ESP	CAPITAIN	DNS	
	138	KIRMULA Miika	FIN	SERGEANT	DNS	

**Legend:**

**DNS** Did Not Start      **DSQ** Disqualified



## Medallists (Relay)

奖牌获得者 (接力)

As of WED 23 OCT 2019

Medal	Name	Nation
GOLD	SUI - Swiss Confederation	KYBURZ Andreas
		HOWALD Florian
		KYBURZ Matthias
SILVER	RUS - Russian Federation	NAKONECHNYI Dmitrii
		KHRAMOV Andrei
		TCVETKOV Dmitrii
BRONZE	FRA - The French Republic	RIO Nicolas
		TRANCHAND Frederic
		BASSET Lucas



## Medallists (Team)

奖牌获得者 (团体)

As of WED 23 OCT 2019

Medal	TEAMS	Name
GOLD	SUI - Swiss Confederation	KYBURZ Matthias
		HOWALD Florian
		EGGER Jonas Emanuel
		HUBMANN Martin
		KYBURZ Andreas
SILVER	RUS - Russian Federation	TCVETKOV Dmitrii
		KHRAMOV Andrei
		NAKONECHNYI Dmitrii
		NOVIKOV Valentin
		DOBRYNIN Sergey
BRONZE	POL - The Republic of Poland	OLEJNIK Michal
		KOWALSKI Wojciech
		DUTKOWSKI Mikolaj
		PAWLAK Bartosz
		WENSLAW Mateusz



## Results 成绩公告

As of MON 21 OCT 2019

Rank	Race Number	Name	Nation	Class	Time	Behind
1	59	RUDNAIA Anastasiia	RUS	Warrant officer	1:04:28	+0:00
2	52	KADAN Ursula	AUT	Cpl.	1:04:42	+0:14
3	51	ROOS Elena	SUI	PFC	1:06:45	+2:17
4	29	MIRONOVA Svetlana	RUS	LIEUTENANT	1:12:36	+8:08
5	44	JENZER Sarina Annik	SUI	PFC	1:14:12	+9:44
6	55	PAUZAITE Sandra	LTU	Pvt.	1:15:08	+10:40
7	38	WISNIEWSKA Hanna	POL	PFC	1:15:11	+10:43
8	58	SALEN Isabel	SWE	Soldier	1:16:12	+11:44
9	36	FOLTZER Cecile	FRA	OR-1	1:16:17	+11:49
10	28	OLEJNIK Agata	POL	Pvt.	1:17:27	+12:59
11	53	HORNIK Aleksandra	POL	Pvt.	1:17:58	+13:30
12	63	VIKE Laura	LAT	OR-2	1:18:03	+13:35
13	10	EFIMOVA Natalia	RUS	LIEUTENANT	1:20:09	+15:41
14	16	NOVIKOVA Iuliia	RUS	LIEUTENANT	1:20:15	+15:47
15	6	VANJUK Merike	EST	private	1:20:57	+16:29
16	13	RIHMA Annika	EST	private	1:21:34	+17:06
17	39	WICKBOM Evelina	SWE	Soldier	1:22:04	+17:36
18	47	JOONAS Laura	EST	private	1:22:39	+18:11
19	61	BASSET Isia	FRA	OR-1	1:24:02	+19:34
20	18	BEAUVIR Maelle	FRA	OR-1	1:27:25	+22:57
21	23	VALAITE Indre	LTU	Pvt. 1st Class	1:28:31	+24:03
22	57	NAJBBERG Nina Germann	DEN	Pvt.	1:28:42	+24:14
23	46	ALELIUNIENE Vesta	LTU	Pvt.	1:28:42	+24:14
24	50	RONIAK Edineia	BRA	Sgt.	1:29:18	+24:50
25	27	YNGVESSON Klara	SWE	Soldier	1:29:42	+25:14
26	8	GWOZDZ Ewa	POL	Pvt.	1:32:07	+27:39
27	12	SCHWAB Angela Birgit	SUI	CAPITAIN	1:32:45	+28:17
28	20	KARKLINA Elina	LAT	OF-1	1:34:38	+30:10
29	41	ISHOEI Astrid	DEN	Pvt.	1:34:52	+30:24
30	3	HOLMGREN Amanda	SWE	Soldier	1:34:58	+30:30
31	43	MOREIRA Mariana	POR	Ensign	1:35:09	+30:41
32	37	FLERIN DREVENSEK Mojca	SLO	OF 1	1:38:30	+34:02
33	4	GVILDYTE Tekle Emilija	LTU	Pvt.	1:39:58	+35:30
34	32	RUIZ ALONSO Esmeralda	ESP	MST SGT	1:40:21	+35:53
35	17	VLASOVA Mariya	KAZ	Sgt.	1:40:35	+36:07



## Results 成绩公告

As of MON 21 OCT 2019

Rank	Race Number	Name	Nation	Class	Time	Behind
36	22	FRANCO Maisa	BRA	Sgt.	1:40:52	+36:24
37	34	NAZYROVA Assem	KAZ	Sgt.	1:41:40	+37:12
38	31	GRIGOROVA Antoniya	BUL	private	1:42:07	+37:39
39	42	BERTUKA Kristine	LAT	OR-3	1:42:33	+38:05
40	62	HIRV Eleri	EST	private	1:44:13	+39:45
41	19	BREIMER Tjitske	NED	Sgt 1	1:47:04	+42:36
42	40	LENZ Elaine	BRA	Sgt.	1:50:04	+45:36
43	2	RANOUX Margot	FRA	OF-2	1:50:05	+45:37
44	45	VAN DE VELDE Liesbeth	BEL	Cdt	1:52:52	+48:24
45	56	ROXANA FLAVIA MARIA Culcean	ROU	Seargent	1:56:50	+52:22
46	21	de BRIEY Veronique	BEL	Kapt	1:56:58	+52:30
47	9	MOLDASHEVA Elmira	KAZ	LIEUTENANT	1:57:01	+52:33
48	11	MALENGREAU Amandine	BEL	OR6	1:57:58	+53:30
49	33	MARINELA ELENA Piringiu	ROU	CAPTAIN	1:58:07	+53:39
50	35	SCHRADER Linda	NED	Cap	2:03:18	+58:50
51	60	DESCHEPPER Aurelie	BEL	LIEUTENANT	2:06:50	+1:02:22
52	15	LIEBLER Svenja Christiane	GER	OF-4	2:11:48	+1:07:20
53	26	ALINA GEORGIANA Anghel	ROU	Seargent	2:12:46	+1:08:18
54	5	MALLEKOOTE Mijke	NED	MAJOR	2:15:14	+1:10:46
55	14	GARRIDO HENS Eva Maria	ESP	1ST CORPORAL	2:15:15	+1:10:47
56	1	RASMUSSEN Mona Lene	DEN	MAJOR	2:39:36	+1:35:08
57	25	IVANOVA Yordanka	BUL	private	2:39:44	+1:35:16
58	48	KLAASSEN Rijkje	NED	SM	2:43:51	+1:39:23
	54	MARTIN IGLESIAS Maria Jose	ESP	1ST CORPORAL	DSQ	
	7	SHEN Ni	CHN	private	DNS	
	24	LI Xuesha	CHN	private	DNS	
	30	YANG Qian	CHN	FIRST SERGEANT	DNS	
	49	LI Meizhen	CHN	private	DNS	

**Legend:**

**DNS** Did Not Start      **DSQ** Disqualified



## Results 成绩公告

As of WED 23 OCT 2019

Rank	Race Number	Name	Nation	Class	Time	Behind
1	32	RUDNAIA Anastasiia	RUS	Warrant officer	39:28	+0:00
2	14	NOVIKOVA Iuliia	RUS	LIEUTENANT	39:57	+0:29
3	63	HORNIK Aleksandra	POL	Pvt.	41:17	+1:49
4	57	MIRONOVA Svetlana	RUS	LIEUTENANT	41:21	+1:53
5	50	ROOS Elena	SUI	PFC	41:24	+1:56
6	2	EFIMOVA Natalia	RUS	LIEUTENANT	42:07	+2:39
7	39	JENZER Sarina Annik	SUI	PFC	43:09	+3:41
8	12	OLEJNIK Agata	POL	Pvt.	43:37	+4:09
9	49	BASSET Isia	FRA	OR-1	43:46	+4:18
10	53	VIKE Laura	LAT	OR-2	46:30	+7:02
11	52	KADAN Ursula	AUT	Cpl.	47:10	+7:42
12	24	HIRV Eleri	EST	private	48:01	+8:33
13	62	PAUZAITI Sandra	LTU	Pvt.	48:10	+8:42
14	56	RUIZ ALONSO Esmeralda	ESP	MST SGT	49:24	+9:56
15	30	BERTUKA Kristine	LAT	OR-3	49:54	+10:26
16	6	RIHMA Annika	EST	private	50:06	+10:38
17	28	SALEN Isabel	SWE	Soldier	50:33	+11:05
18	40	FLERIN DREVENSEK Mojca	SLO	OF 1	51:16	+11:48
19	35	ALELIUNIENE Vesta	LTU	Pvt.	51:26	+11:58
20	36	JOONAS Laura	EST	private	51:35	+12:07
21	19	FOLTZER Cecile	FRA	OR-1	52:39	+13:11
22	54	WICKBOM Evelina	SWE	Soldier	53:21	+13:53
23	15	WISNIEWSKA Hanna	POL	PFC	53:58	+14:30
24	45	GWOZDZ Ewa	POL	Pvt.	54:16	+14:48
25	48	VANJUK Merike	EST	private	55:39	+16:11
26	29	GRIGOROVA Antoniya	BUL	private	55:41	+16:13
27	46	MOREIRA Mariana	POR	Ensign	57:30	+18:02
28	47	LENZ Elaine	BRA	Sgt.	57:34	+18:06
29	17	VALAITE Indre	LTU	Pvt. 1st Class	57:53	+18:25
30	8	GVILDYTE Tekle Emilija	LTU	Pvt.	58:22	+18:54
31	21	KARKLINA Elina	LAT	OF-1	59:23	+19:55
32	59	NAJBJERG Nina Germann	DEN	Pvt.	59:24	+19:56
33	25	FRANCO Maisa	BRA	Sgt.	1:00:09	+20:41
34	7	MARINELA ELENA Piringiu	ROU	CAPTAIN	1:01:04	+21:36
35	42	YNGVESSON Klara	SWE	Soldier	1:01:45	+22:17



## Results 成绩公告

As of WED 23 OCT 2019

Rank	Race Number	Name	Nation	Class	Time	Behind
36	33	BEAUVIR Maelle	FRA	OR-1	1:01:50	+22:22
37	3	SCHWAB Angela Birgit	SUI	CAPITAIN	1:02:27	+22:59
38	61	NAZYROVA Assem	KAZ	Sgt.	1:05:22	+25:54
39	51	RONIAK Edineia	BRA	Sgt.	1:05:33	+26:05
40	37	VAN DE VELDE Liesbeth	BEL	Cdt	1:05:35	+26:07
41	58	SCHRADER Linda	NED	Cap	1:06:58	+27:30
42	38	MOLDASHEVA Elmira	KAZ	LIEUTENANT	1:09:55	+30:27
43	1	RANOUX Margot	FRA	OF-2	1:10:05	+30:37
44	13	VLASSOVA Mariya	KAZ	Sgt.	1:11:29	+32:01
45	18	GARRIDO HENS Eva Maria	ESP	1ST CORPORAL	1:11:45	+32:17
46	55	DESCHEPPER Aurelie	BEL	LIEUTENANT	1:11:59	+32:31
47	34	ISHOEI Astrid	DEN	Pvt.	1:12:13	+32:45
48	9	HOLMGREN Amanda	SWE	Soldier	1:12:48	+33:20
49	20	LIEBLER Svenja Christiane	GER	OF-4	1:14:44	+35:16
50	44	BREIMER Tjitske	NED	Sgt 1	1:17:38	+38:10
51	23	de BRIEY Veronique	BEL	Kapt	1:18:16	+38:48
52	5	RASMUSSEN Mona Lene	DEN	MAJOR	1:20:05	+40:37
53	43	MARTIN IGLESIAS Maria Jose	ESP	1ST CORPORAL	1:26:26	+46:58
54	26	IVANOVA Yordanka	BUL	private	1:28:17	+48:49
55	27	MALLEKOOTTE Mijke	NED	MAJOR	1:28:27	+48:59
56	41	ROXANA FLAVIA MARIA Culcean	ROU	Seargent	1:32:48	+53:20
57	10	KLAASSEN Rijkje	NED	SM	1:34:04	+54:36
58	22	ALINA GEORGIANA Anghel	ROU	Seargent	1:38:27	+58:59
59	11	MALENGREAU Amandine	BEL	OR6	1:41:21	+1:01:53





## Relay Results

### 接力成绩公告

As of WED 23 OCT 2019

Rank	Race Number	Team	Nation	Order	Class	Name	Time	Result
1	2	RUS	RUS	21	LIEUTENAN	NOVIKOVA Iuliia	00:38:49.1	01:51:20.8
				22	LIEUTENAN	MIRONOVA Svetlana	00:33:59.2	
				23	Warrant offic	RUDNAIA Anastasiia	00:38:32.5	
2	1	POL	POL	11	Pvt.	OLEJNIK Agata	00:43:04.7	01:51:43.1
				12	PFC	WISNIEWSKA Hanna	00:35:26.1	
				13	Pvt.	HORNIK Aleksandra	00:33:12.3	
3	5	FRA	FRA	51	OR-1	BEAUVIR Maelle	00:40:01.9	01:56:31.8
				52	OR-1	FOLTZER Cecile	00:41:31.5	
				53	OR-1	BASSET Isia	00:34:58.4	
4	4	EST	EST	41	private	RIHMA Annika	00:39:29.6	01:59:54.2
				42	private	HIRV Eleri	00:39:37.3	
				43	private	VANJUK Merike	00:40:47.3	
5	8	LAT	LAT	81	OF-1	KARKLINA Elina	00:39:45.9	02:03:03.5
				82	OR-3	BERTUKA Kristine	00:42:04.9	
				83	OR-2	VIKE Laura	00:41:12.7	
6	15	SUI	SUI	151	CAPTAIN	SCHWAB Angela Birgit	00:56:26.7	02:07:21.9
				152	PFC	JENZER Sarina Annik	00:36:55.6	
				153	PFC	ROOS Elena	00:33:59.6	
7	6	SWE	SWE	61	Soldier	WICKBOM Evelina	00:43:37.8	02:07:28.8
				62	Soldier	YNGVESSON Klara	00:41:41.6	
				63	Soldier	SALEN Isabel	00:42:09.4	
8	3	LTU	LTU	31	Pvt.	ALELIUNIENE Vesta	00:39:58.6	02:15:57.9
				32	Pvt. 1stClass	VALAITE Indre	00:47:12.9	
				33	Pvt.	PAUZAITE Sandra	00:48:46.4	
9	12	KAZ	KAZ	121	LIEUTENAN	MOLDASHEVA Elmira	00:54:52.7	02:30:32.8
				122	Sgt.	VLASSOVA Mariya	00:43:31.5	
				123	Sgt.	NAZYROVA Assem	00:52:08.6	
10	11	BRA	BRA	111	Sgt.	LENZ Elaine	00:44:49.2	02:37:12.1
				112	Sgt.	FRANCO Maisa	00:53:27.5	
				113	Sgt.	RONIAK Edineia	00:58:55.4	
11	9	ESP	ESP	91	MST SGT	RUIZ ALONSO Esmeralda	00:45:02.5	02:46:04.4
				92	1STCORPC	MARTIN IGLESIAS Maria Jose	00:58:54.7	
				93	1STCORPC	GARRIDO HENS Eva Maria	01:02:07.2	



**Relay Results**  
接力成绩公告

As of WED 23 OCT 2019

Rank	Race Number	Team	Nation	Order	Class	Name	Time	Result
12	7	DEN	DEN	71	Pvt.	NAJBJERG Nina Germann	00:44:28.6	<b>02:46:06.9</b>
				72	Pvt.	ISHOEI Astrid	00:51:21.2	
				73	MAJOR	RASMUSSEN Mona Lene	01:10:17.1	
13	10	BEL	BEL	101	Cdt	VAN DE VELDE Liesbeth	00:44:26.1	<b>03:00:09.4</b>
				102	LIEUTENAN	DESCHEPPER Aurelie	01:15:17.5	
				103	Kapt	de BRIEY Veronique	01:00:25.8	
14	13	NED	NED	131	Cap	SCHRADER Linda	00:58:46.7	<b>03:09:25.6</b>
				132	Sgt 1	BREIMER Tjitske	01:03:51.9	
				133	MAJOR	MALLEKOOTE Mijke	01:06:47.0	
	14	ROU	ROU	141	Seargent	ROXANA FLAVIA MARIA Culcean	00:11:04.0	<b>DSQ</b>
				142	Seargent	ALINA GEORGIANA Anghel	DSQ	
				143	CAPTAIN	MARINELA ELENA Piringiu		

**Legend:**

**DSQ** Disqualified

## Team Results 团体成绩

As of WED 23 OCT 2019

Rank	Team	Nation	Class	Name	Middle Distance		Long Distance		Total Time
					Rank	Time	Rank	Time	
1	RUS	RUS	Warrant offic	RUDNAIA Anastasiia	1	00:39:28	1	01:04:28	05:37:59
			LIEUTENAN	NOVIKOVA Iuliia	2	00:39:57	14	01:20:15	
			LIEUTENAN	MIRONOVA Svetlana	4	00:41:21	4	01:12:36	
			LIEUTENAN	EFIMOVA Natalia	6	00:42:07	13	01:20:09	
					<b>02:00:46</b>		<b>03:37:13</b>		
2	POL	POL	Pvt.	HORNIK Aleksandra	3	00:41:17	11	01:17:58	06:09:28
			Pvt.	OLEJNIK Agata	8	00:43:37	10	01:17:27	
			PFC	WISNIEWSKA Hanna	23	00:53:58	7	01:15:11	
						<b>02:18:52</b>		<b>03:50:36</b>	
3	SUI	SUI	PFC	ROOS Elena	5	00:41:24	3	01:06:45	06:20:42
			PFC	JENZER Sarina Annik	7	00:43:09	5	01:14:12	
			CAPTAIN	SCHWAB Angela Birgit	37	01:02:27	27	01:32:45	
						<b>02:27:00</b>		<b>03:53:42</b>	
4	EST	EST	private	HIRV Eleri	12	00:48:01	40	01:44:13	06:34:52
			private	RIHMA Annika	16	00:50:06	16	01:21:34	
			private	JOONAS Laura	20	00:51:35	18	01:22:39	
			private	VANJUK Merike	25	00:55:39	15	01:20:57	
						<b>02:29:42</b>		<b>04:05:10</b>	
5	FRA	FRA	OR-1	BASSET Isia	9	00:43:46	19	01:24:02	06:45:59
			OR-1	FOLTZER Cecile	21	00:52:39	9	01:16:17	
			OR-1	BEAUVIR Maelle	36	01:01:50	20	01:27:25	
						<b>02:38:15</b>		<b>04:07:44</b>	
6	LTU	LTU	Pvt.	PAUZAITI Sandra	13	00:48:10	6	01:15:08	06:49:50
			Pvt.	ALELIUNIENE Vesta	19	00:51:26	23	01:28:42	
			Pvt. 1st Class	VALAITE Indre	29	00:57:53	21	01:28:31	
						<b>02:37:29</b>		<b>04:12:21</b>	
7	SWE	SWE	Soldier	SALEN Isabel	17	00:50:33	8	01:16:12	06:53:37
			Soldier	WICKBOM Evelina	22	00:53:21	17	01:22:04	
			Soldier	YNGVESSON Klara	35	01:01:45	25	01:29:42	
						<b>02:45:39</b>		<b>04:07:58</b>	
8	LAT	LAT	OR-2	VIKE Laura	10	00:46:30	12	01:18:03	07:11:01
			OR-3	BERTUKA Kristine	15	00:49:54	39	01:42:33	
			OF-1	KARKLINA Elina	31	00:59:23	28	01:34:38	
						<b>02:35:47</b>		<b>04:35:14</b>	

## Team Results 团体成绩

As of WED 23 OCT 2019

Rank	Team	Nation	Class	Name	Middle Distance		Long Distance		Total Time
					Rank	Time	Rank	Time	
9	BRA	BRA	Sgt.	LENZ Elaine	28	00:57:34	42	01:50:04	08:03:30
			Sgt.	FRANCO Maisa	33	01:00:09	36	01:40:52	
			Sgt.	RONIAK Edineia	39	01:05:33	24	01:29:18	
						<b>03:03:16</b>		<b>05:00:14</b>	
10	KAZ	KAZ	Sgt.	NAZYROVA Assem	38	01:05:22	37	01:41:40	08:46:02
			LIEUTENAN	MOLDASHEVA Elmira	42	01:09:55	47	01:57:01	
			Sgt.	VLASSOVA Mariya	44	01:11:29	35	01:40:35	
						<b>03:26:46</b>		<b>05:19:16</b>	
11	DEN	DEN	Pvt.	NAJBJERG Nina Germann	32	00:59:24	22	01:28:42	09:14:52
			Pvt.	ISHOEI Astrid	47	01:12:13	29	01:34:52	
			MAJOR	RASMUSSEN Mona Lene	52	01:20:05	56	02:39:36	
						<b>03:31:42</b>		<b>05:43:10</b>	
12	BEL	BEL	Cdt	VAN DE VELDE Liesbeth	40	01:05:35	44	01:52:52	09:23:38
			LIEUTENAN	DESCHEPPER Aurelie	46	01:11:59	51	02:06:50	
			Kapt	de BRIEY Veronique	51	01:18:16	46	01:56:58	
			OR6	MALENGREAU Amandine	59	01:41:21	48	01:57:58	
						<b>03:35:50</b>		<b>05:47:48</b>	
13	NED	NED	Cap	SCHRADER Linda	41	01:06:58	50	02:03:18	09:58:39
			Sgt 1	BREIMER Tjitske	50	01:17:38	41	01:47:04	
			MAJOR	MALLEKOOTE Mijke	55	01:28:27	54	02:15:14	
						<b>03:53:03</b>		<b>06:05:36</b>	
14	ROU	ROU	CAPTAIN	MARINELA ELENA Piringiu	34	01:01:04	49	01:58:07	10:20:02
			Seargent	ROXANA FLAVIA MARIA Culcean	56	01:32:48	45	01:56:50	
			Seargent	ALINA GEORGIANA Anghel	58	01:38:27	53	02:12:46	
						<b>04:12:19</b>		<b>06:07:43</b>	
	ESP	ESP	MST SGT	RUIZ ALONSO Esmeralda	14	00:49:24	34	01:40:21	07:23:11
			1ST CORPO	GARRIDO HENS Eva Maria	45	01:11:45	55	02:15:15	
			1ST CORPO	MARTIN IGLESIAS Maria Jose	53	01:26:26	0	DSQ	
						<b>03:27:35</b>		<b>03:55:36</b>	



## Results - Individual Accuracy 成绩公告

Rank	Bib	Name	Nation	R1	R2	R3	R4	R5	R6	R7	R8	TOTAL
1	22E	WIESNER Stefan	GER	1	1	0	0	0	0	0	1	3
*2	19D	MAKSIMOV Dmitry	RUS	0	1	0	1	1	2	0	0	5
*3	29D	ASZTALOS Istvan	HUN	0	0	1	1	1	0	0	2	5
*4	28C	KRIZ Miloslav	CZE	0	1	1	0	1	1	1	0	5
5	28E	SORF Oldrich	CZE	1	1	0	2	0	1	0	1	6
5	3A	MARCINEK Tomas	SVK	1	1	0	1	2	0	0	1	6
7	30A	LI Jialin	CHN	1	0	2	2	1	0	0	1	7
7	30B	LU Shanmao	CHN	0	0	1	2	0	3	1	0	7
7	31B	BALTA Peter	SLO	0	1	1	1	1	2	1	0	7
7	31D	SALKIC Senad	SLO	0	1	0	2	0	0	3	1	7
11	19E	SAVIN Andrei	RUS	0	0	1	0	0	2	2	3	8
11	22B	WEBER Elischa	GER	0	1	3	1	1	0	0	2	8
11	30C	ZHANG Zuolei(J)	CHN	1	1	0	2	1	0	2	1	8
11	42C	YU Ruilong(J)	CHN	1	1	0	2	1	1	1	1	8
15	12A	KIM Heesuk	KOR	1	1	2	1	2	0	1	1	9
15	26D	GURINOVICH Anton	BLR	2	0	2	1	2	1	0	1	9
15	26E	POZDNIAKOV Ilia	BLR	4	1	0	0	2	2	0	0	9
15	29A	BANSZKI Tamas	HUN	1	1	1	3	0	1	0	2	9
15	29C	VARGA Tamas	HUN	1	1	1	1	2	0	3	0	9
20	24A	MANGIA Fabrizio	ITA	3	1	3	2	0	0	0	1	10
20	26A	KIRSHENKOV Dmitry	BLR	1	0	1	3	1	0	0	4	10
20	28D	HAJEK Bonifac	CZE	0	1	2	2	2	0	2	1	10
20	2B	TABOUNGSRI Terdsak	THA	1	1	0	1	2	2	0	3	10
24	10D	MIRANDA Raul	CHI	1	0	1	1	1	4	2	1	11
24	22C	KAUTZMANN Christian Andreas	GER	2	2	1	2	3	0	1	0	11
24	25A	JEANNEROT Thomas	FRA	1	2	2	0	2	2	0	2	11
24	30D	GAO Tianbo(J)	CHN	0	1	1	4	1	2	1	1	11
24	43A	CHLADEK Petr(J)	CZE	1	3	1	1	0	1	2	2	11
29	21A	OUAASTA Hicham	MAR	4	1	1	3	1	0	2	0	12
29	23C	ZGIERSKI Rafal	POL	3	2	1	0	0	1	2	3	12
29	29B	GAL Szabolcs	HUN	1	2	4	1	0	1	1	2	12
29	31C	ERJAVEC Borut	SLO	2	1	2	1	2	1	3	0	12
29	31E	BECAN Matej	SLO	0	3	2	3	1	0	1	2	12
29	42A	NIKITSIN Mikita(J)	BLR	1	2	1	2	0	4	1	1	12



Results - Individual Accuracy  
成绩公告

Rank	Bib	Name	Nation	R1	R2	R3	R4	R5	R6	R7	R8	TOTAL
35	14E	NETO Alexandre	BRA	1	1	3	3	3	0	1	1	13
35	15B	GRASER Sebastian(J)	AUT	3	2	1	3	2	0	0	2	13
35	23A	PODSTAWKA Tomasz	POL	1	0	2	1	3	3	3	0	13
35	27B	ALISMAILI Khamis Said Hamdan	OMA	0	2	1	1	2	0	5	2	13
35	27E	ALMA'MARI Saleh Abdullah Salim	OMA	1	3	1	1	0	2	2	3	13
35	28A	JIROUSEK Libor	CZE	1	1	1	0	1	0	6	3	13
35	41A	BAUMANN Michele Flurin(J)	SUI	0	1	2	1	1	4	3	1	13
35	43B	GRIESHEIMER Robin(J)	GER	0	2	2	3	3	2	1	0	13
43	16D	MARTINEZ CANO Jose Vicente	ESP	4	3	1	0	3	0	0	3	14
43	21D	AZENNAG Mohamed	MAR	1	2	3	0	4	1	2	1	14
43	23B	BLAZEWICZ Piotr	POL	3	3	2	0	1	1	3	1	14
43	24C	BIANCHI Daniele	ITA	1	1	2	2	2	6	0	0	14
43	27A	AL SHAQSI Said Khlfan Salim	OMA	1	1	3	1	2	3	0	3	14
43	2D	NINPRAPRUEK Sakchai	THA	2	0	0	2	3	1	5	1	14
43	9E	MIKKELSEN Martin Soeeby	DEN	1	3	2	3	0	3	2	0	14
50	16E	MOLTO GONZALEZ Cristian	ESP	0	1	3	8	0	2	0	1	15
50	18E	ALDOSERI Yunes	BRN	4	4	1	2	0	3	1	0	15
50	21C	IJAAJAANE Lhoussaine	MAR	3	2	2	2	0	0	3	3	15
50	21E	EL HOUASLI Abderrahim	MAR	1	1	1	3	2	3	3	1	15
50	24E	FILIPPINI Fabio	ITA	4	3	1	3	0	1	0	3	15
50	25E	VIGNUALES Jean	FRA	2	0	3	3	3	3	0	1	15
50	26C	TSITOU Ruslan	BLR	0	2	1	7	0	3	1	1	15
57	13D	GOOSMANN Jarno	NED	2	1	0	3	2	2	3	3	16
57	14D	SCHWEICKARDT Diego	BRA	2	2	1	3	3	1	1	3	16
57	19A	BYKOV Aleksei	RUS	0	3	5	2	2	0	2	2	16
57	19C	KOTOV Konstantin	RUS	1	2	2	3	3	3	2	0	16
57	20A	SANQOOR Yousuf	UAE	6	4	2	0	3	0	1	0	16
57	23D	FILUS Rafal	POL	3	3	3	2	0	3	2	0	16
57	25C	GUINDE Mathieu	FRA	0	5	2	1	1	2	5	0	16
57	27C	ALMAQBALI Abdullah Saleh Ali	OMA	3	3	1	0	0	3	3	3	16
57	29E	HIRSCHLER Gabor Csaba	HUN	2	2	1	6	1	0	2	2	16
57	31A	KARUN Roman	SLO	1	1	1	2	3	2	1	5	16
57	9B	OLSEN Stefan Vestergaard	DEN	2	0	2	3	1	1	4	3	16
68	15A	HEIMEL Georg	AUT	1	0	1	3	3	2	4	3	17



Results - Individual Accuracy  
成绩公告

Rank	Bib	Name	Nation	R1	R2	R3	R4	R5	R6	R7	R8	TOTAL
68	16C	GARCIA GARCIA Oscar	ESP	1	5	5	4	0	0	2	0	17
68	19B	IARYI Dmitry	RUS	1	1	1	1	4	5	4	0	17
68	22A	ZAHLER Christoph Patrik David	GER	1	5	2	3	2	2	2	0	17
68	26B	KRASNIKAU Pavel	BLR	2	3	1	1	3	2	3	2	17
68	43D	HORVATH Ferenc Peter(J)	HUN	1	2	3	1	4	4	1	1	17
68	44A	FERRONI Alexandre(J)	FRA	1	2	2	0	2	4	4	2	17
68	9C	GLUD Torben	DEN	2	2	1	3	1	2	1	5	17
76	17B	SUBAGYA Petrus Riyadi	INA	1	5	1	3	0	2	4	2	18
76	18C	MOSSA Abdulla	BRN	5	1	0	3	3	4	2	0	18
76	23E	KUT Piotr	POL	5	1	3	2	3	1	3	0	18
79	13A	de VRIES Durk	NED	1	2	2	1	4	3	2	4	19
79	27D	ALSINANI Ahmed Khalfan Saif	OMA	5	2	1	1	1	3	3	3	19
81	15D	SULZBACHER Manuel(J)	AUT	3	0	3	2	1	3	4	4	20
81	18B	MASHRAH Khalid	BRN	1	3	7	0	2	3	1	3	20
81	24B	PIZZICONI Marco	ITA	3	0	1	0	1	3	3	9	20
81	30E	YANG Xin(J)	CHN	3	3	2	4	2	1	3	2	20
81	41B	ZUERCHER Silas(J)	SUI	1	9	0	5	0	4	1	0	20
86	18A	BUDERWAZA Husain	BRN	3	5	0	1	3	3	5	1	21
86	34A	MIECIUS Audrius	LTU	1	1	4	3	7	0	1	4	21
88	11C	SVETOZAREVIC Milan	SRB	5	4	3	3	2	4	0	1	22
88	12E	HONG Sungho	KOR	2	3	1	3	6	3	4	0	22
88	16A	FERNANDEZ ZALDIVAR Ernesto	ESP	0	3	4	4	5	1	4	1	22
88	20E	ALBALOOSHI Essa	UAE	8	0	3	3	2	1	2	3	22
88	25B	MENANTEAU Olivier	FRA	2	3	0	6	3	3	3	2	22
88	2A	LUMTIM Manit	THA	2	6	5	3	1	2	0	3	22
88	38E	FABIO Fornallaz	SUI	1	9	3	2	1	2	3	1	22
88	43C	KAMMER Nils Elias(J)	GER	2	0	3	3	2	3	7	2	22
96	25D	FERRONI Sylvain(J)	FRA	17	0	1	1	2	0	2	0	23
97	14A	NEVES Arthur	BRA	0	5	3	2	3	4	3	4	24
97	2E	SITHISAKULRAT Santisak	THA	3	2	2	3	4	6	3	1	24
99	11B	JANICIJEVIC Miroljub	SRB	1	5	6	3	1	3	4	2	25
99	11E	MICIC Sinisa	SRB	2	7	2	2	3	3	3	3	25
99	12C	JUNG Kyungjae	KOR	8	2	1	1	2	2	7	2	25
99	34B	MITUZAS Zydrunas	LTU	2	4	4	3	4	5	3	0	25



## Results - Individual Accuracy 成绩公告

Rank	Bib	Name	Nation	R1	R2	R3	R4	R5	R6	R7	R8	TOTAL
99	3B	FUJDIAR Lubomir	SVK	3	7	3	3	1	2	1	5	25
104	16B	GOMEZ RIVAS Miguel Antonio	ESP	1	3	1	8	2	6	5	0	26
105	12D	KANG Taesol	KOR	3	0	7	0	3	3	9	2	27
105	17E	WAHYUDI Wahyudi	INA	3	2	7	3	2	2	3	5	27
107	17C	SUPRIO Suprio	INA	5	4	3	0	2	3	2	9	28
107	21B	OUEJHAYEN Mohcine	MAR	3	2	5	3	6	3	5	1	28
107	24D	TRESOLDI Giuseppe	ITA	5	1	0	0	0	18	1	3	28
107	28B	PAVLICEK Jakub	CZE	9	3	1	7	3	3	2	0	28
111	20B	ALSUWAIDI Mohamed	UAE	1	3	0	13	5	1	0	6	29
111	22D	ERTHEL Kai Stefan	GER	0	4	2	3	1	1	17	1	29
113	17D	FATONI Fatoni	INA	2	7	0	4	3	2	0	12	30
114	20D	ALBALOOSHI Abdulrahman	UAE	12	1	5	2	3	1	3	4	31
114	44D	MROZ Jakub(J)	POL	0	1	2	0	18	3	3	4	31
116	13E	GRIT Rene	NED	2	5	0	16	3	2	5	0	33
116	18D	KHALIFA Naser	BRN	2	3	3	17	4	0	1	3	33
116	3C	ZATKO Rastislav	SVK	5	4	3	8	2	3	3	5	33
119	39C	OLK Luke	USA	7	7	2	9	2	2	4	2	35
120	11A	CVETKOVIC Dejan	SRB	3	6	4	2	3	0	2	16	36
121	15E	FORSTNER Christian	AUT	3	9	4	3	0	3	17	0	39
122	2C	POOPOLPUN Komsun	THA	6	8	4	0	5	11	2	4	40
123	14C	CAMPOS Luiz	BRA	4	0	19	3	1	7	2	5	41
124	10A	OROSTICA Mario	CHI	2	3	3	18	1	6	1	8	42
125	17A	PRAHASTA Erik	INA	16	4	7	2	2	5	5	3	44
126	10C	CASTANEDA Juan	CHI	2	5	5	2	17	8	3	3	45
126	9A	PETERSEN John Behrendt	DEN	2	3	3	8	13	4	7	5	45
128	42B	MITRANO Fabricio(J)	BRA	3	1	17	2	3	6	5	9	46
129	20C	ALMARRI Ahmed	UAE	2	18	1	17	2	4	2	2	48
130	13B	SCHOUREN Rob	NED	3	17	11	5	3	1	3	7	50
131	12B	LEE Kyohak	KOR	9	0	2	1	2	2	17	18	51
131	9D	KROGH Morten	DEN	3	19	6	4	3	5	4	7	51
133	44C	HATKEVICS Jevgenijs	LAT	6	10	6	15	6	3	3	5	54
134	14B	GONCALVES Rodrigo	BRA	10	1	3	17	17	2	2	3	55
135	10E	VALLEJOS Hugo	CHI	6	4	12	11	6	5	6	8	58
136	11D	JOVANOVIC Slobodan	SRB	8	2	3	5	3	17	6	15	59





Results - Individual Accuracy  
成绩公告

Rank	Bib	Name	Nation	R1	R2	R3	R4	R5	R6	R7	R8	TOTAL
137	5C	SAFAEINEJAD Ahmadreza	IRI	17	2	11	2	8	4	4	14	62
138	15C	WANSCH Bernhard	AUT	5	5	5	3	7	12	10	16	63
139	10B	QUIERO Francisco	CHI	3	12	5	17	3	6	18	2	66
140	13C	KERSBERGEN Koen	NED	17	4	18	7	1	18	3	0	68
141	44B	MASLOBOJEVS Andrejs	LAT	17	5	1	6	16	14	10	5	74
142	1A	HAJ Monir	PLE	5	11	10	7	6	3	17	17	76
143	1B	ABDALRAZEQ Zafer	PLE	7	12	3	7	14	16	5	18	82
144	8B	MARIN Eduardo	VEN	5	17	8	17	11	0	18	9	85
145	5E	PARVINI Vahid	IRI	17	18	17	3	18	6	6	1	86
146	8D	PAREDES Angel	VEN	7	4	17	4	6	18	18	18	92
147	3D	GNIDA Peter	SVK	8	17	17	6	18	17	4	8	95
148	3E	SOKOLI Martin	SVK	17	1	17	18	11	8	14	11	97
149	5A	TAZIKEH Nadali	IRI	16	16	10	1	16	18	17	19	113
150	8E	RODRIGUEZ Ronald	VEN	12	18	18	3	18	12	18	15	114
151	8A	CUNES Luis	VEN	11	17	15	17	17	16	17	7	117
152	8C	MARTINEZ Rene	VEN	17	6	11	17	17	16	18	18	120
153	5D	GHADYANI Abolfazl	IRI	17	19	12	5	19	17	18	19	126
154	5B	KAKAEI SHIR Mohamed	IRI	16	17	16	19	19	19	19	19	144
155	1C	ISMAIL Omar	PLE	18	17	19	19	19	19	19	19	149
156	1D	ABUZERR Iyad	PLE	17	19	19	19	19	19	19	19	150

Legend:

\* After Tie Breaking Jumps      Rn      Round Number





Results - Individual Overall  
成绩公告

Rank	Bib	Name	Nation	Overall Points	Rank Accuracy	Rank Style
1	22E	WIESNER Stefan	GER	5	1	4
2	22B	WEBER Elischa	GER	8	7	1
3	28E	SORF Oldrich	CZE	10	4	6
4	42C	YU Ruilong(J)	CHN	14	7	7
5	19D	MAKSIMOV Dmitry	RUS	16	2	14
6	19E	SAVIN Andrei	RUS	20	7	13
7	30A	LI Jialin	CHN	21	5	16
7	30D	GAO Tianbo(J)	CHN	21	16	5
9	26A	KIRSHENKOV Dmitry	BLR	25	13	12
10	25A	JEANNEROT Thomas	FRA	26	16	10
10	28A	JIROUSEK Libor	CZE	26	24	2
12	30B	LU Shanmao	CHN	30	5	25
13	24A	MANGIA Fabrizio	ITA	31	13	18
14	26E	POZDNIAKOV Ilia	BLR	32	11	21
15	28C	KRIZ Miloslav	CZE	33	3	30
16	43A	CHLADEK Petr(J)	CZE	35	16	19
17	22C	KAUTZMANN Christian Andreas	GER	38	16	22
18	19A	BYKOV Aleksei	RUS	40	37	3
19	19C	KOTOV Konstantin	RUS	45	37	8
20	28D	HAJEK Bonifac	CZE	47	13	34
21	43B	GRIESHEIMER Robin(J)	GER	48	24	24
22	22A	ZAHLER Christoph Patrik David	GER	51	42	9
22	25E	VIGNUALES Jean	FRA	51	34	17
24	19B	IARYI Dmitry	RUS	53	42	11
25	42A	NIKITSIN Mikita(J)	BLR	54	21	33
26	30C	ZHANG Zuolei(J)	CHN	56	7	49
27	25C	GUINDE Mathieu	FRA	57	37	20
28	24C	BIANCHI Daniele	ITA	58	29	29
29	15B	GRASER Sebastian(J)	AUT	59	24	35
30	14E	NETO Alexandre	BRA	60	24	36
30	23C	ZGIERSKI Rafal	POL	60	21	39
32	24E	FILIPPINI Fabio	ITA	61	34	27
33	26C	TSITOU Ruslan	BLR	62	34	28
34	23D	FILUS Rafal	POL	69	37	32



Results - Individual Overall  
成绩公告

Rank	Bib	Name	Nation	Overall Points	Rank Accuracy	Rank Style
35	23B	BLAZEWICZ Piotr	POL	74	29	45
35	28B	PAVLICEK Jakub	CZE	74	59	15
35	30E	YANG Xin(J)	CHN	74	48	26
38	26D	GURINOVICH Anton	BLR	75	11	64
39	14D	SCHWEICKARDT Diego	BRA	77	37	40
40	16D	MARTINEZ CANO Jose Vicente	ESP	78	29	49
41	21A	OUAASTA Hicham	MAR	79	21	58
41	26B	KRASNIKAU Pavel	BLR	79	42	37
43	21D	AZENNAG Mohamed	MAR	80	29	51
44	22D	ERTHEL Kai Stefan	GER	84	61	23
45	10D	MIRANDA Raul	CHI	85	16	69
45	44A	FERRONI Alexandre(J)	FRA	85	42	43
47	14A	NEVES Arthur	BRA	87	56	31
48	16C	GARCIA GARCIA Oscar	ESP	90	42	48
49	23A	PODSTAWKA Tomasz	POL	91	24	67
50	43C	KAMMER Nils Elias(J)	GER	93	52	41
51	9E	MIKKELSEN Martin Soebye	DEN	95	29	66
52	34A	MIECIUS Audrius	LTU	98	51	47
53	24D	TRESOLDI Giuseppe	ITA	101	59	42
54	23E	KUT Piotr	POL	102	47	55
55	24B	PIZZICONI Marco	ITA	104	48	56
56	25B	MENANTEAU Olivier	FRA	106	52	54
57	14B	GONCALVES Rodrigo	BRA	107	69	38
57	25D	FERRONI Sylvain(J)	FRA	107	55	52
59	11C	SVETOZAREVIC Milan	SRB	109	52	57
60	11B	JANICIJEVIC Mirosljub	SRB	110	57	53
60	14C	CAMPOS Luiz	BRA	110	66	44
62	15E	FORSTNER Christian	AUT	111	65	46
63	41B	ZUERCHER Silas(J)	SUI	117	48	69
64	11E	MICIC Sinisa	SRB	120	57	63
65	39C	OLK Luke	USA	124	63	61
66	11A	CVETKOVIC Dejan	SRB	126	64	62
67	10A	OROSTICA Mario	CHI	127	67	60
67	44C	HATKEVICS Jevgenijs	LAT	127	68	59



Parachuting Venue at Wuhan Hannan General Airport  
武汉汉南通用航空机场跳伞场地

THU 24 OCT 2019

Parachuting  
跳伞  
Men's Individual Overall  
男子个人全能  
Final  
决赛



## Results - Individual Overall 成绩公告

Rank	Bib	Name	Nation	Overall Points	Rank Accuracy	Rank Style
69	44D	MROZ Jakub(J)	POL	130	62	68
70	44B	MASLOBOJEVS Andrejs	LAT	136	71	65
71	5C	SAFAEINEJAD Ahmadrza	IRI	139	70	69
72	5E	PARVINI Vahid	IRI	141	72	69
73	5A	TAZIKEH Nadali	IRI	142	73	69
74	5D	GHADYANI Abolfazl	IRI	143	74	69
75	5B	KAKAEI SHIR Mohamed	IRI	144	75	69





Results - Style  
成绩公告

Rank	Bib	Name	Nation	R1	R2	R3	R4	R5	TOTAL
1	22B	WEBER Elischa	GER	6.59	6.44	5.95	5.93	6.04	30.95
2	28A	JIROUSEK Libor	CZE	6.35	6.71	6.31	6.37	6.59	32.33
3	19A	BYKOV Aleksei	RUS	6.30	6.79	6.55	6.32	6.70	32.66
4	22E	WIESNER Stefan	GER	6.45	6.82	6.77	6.86	6.59	33.49
5	30D	GAO Tianbo(J)	CHN	6.70	6.81	6.56	6.92	6.57	33.56
6	28E	SORF Oldrich	CZE	6.51	6.85	6.87	6.67	6.95	33.85
7	42C	YU Ruilong(J)	CHN	6.90	7.02	6.42	7.37	6.58	34.29
8	19C	KOTOV Konstantin	RUS	7.34	7.10	7.21	6.41	6.82	34.88
9	22A	ZHALER Christoph Patrik David	GER	7.45	7.07	6.95	6.74	7.07	35.28
10	25A	JEANNEROT Thomas	FRA	7.40	7.12	6.73	6.91	7.20	35.36
11	19B	IARYI Dmitry	RUS	7.43	6.81	7.11	6.94	-	28.29
12	26A	KIRSHENKOV Dmitry	BLR	6.56	6.63	7.93	7.24	-	28.36
13	19E	SAVIN Andrei	RUS	6.94	7.01	7.31	7.14	-	28.40
14	19D	MAKSIMOV Dmitry	RUS	7.20	7.33	7.07	6.83	-	28.43
15	28B	PAVLICEK Jakub	CZE	6.63	7.84	7.08	6.98	-	28.53
16	30A	LI Jialin	CHN	6.68	7.56	6.91	7.46	-	28.61
17	25E	VIGNUALES Jean	FRA	6.99	7.04	6.77	7.85	-	28.65
18	24A	MANGIA Fabrizio	ITA	7.16	7.19	7.47	7.45	-	29.27
19	43A	CHLADEK Petr(J)	CZE	7.47	7.16	7.47	7.97	-	30.07
20	25C	GUINDE Mathieu	FRA	7.49	7.62	7.95	8.13	-	31.19
21	26E	POZDNIAKOV Ilia	BLR	8.47	7.16	7.47	-	-	23.10
22	22C	KAUTZMANN Christian Andreas	GER	8.13	7.77	7.24	-	-	23.14
23	22D	ERTHEL Kai Stefan	GER	7.42	8.44	7.54	-	-	23.40
24	43B	GRIESHEIMER Robin(J)	GER	7.72	8.51	7.28	-	-	23.51
25	30B	LU Shanmao	CHN	7.40	8.39	7.76	-	-	23.55
26	30E	YANG Xin(J)	CHN	7.33	8.68	7.57	-	-	23.58
27	24E	FILIPPINI Fabio	ITA	8.46	7.77	7.46	-	-	23.69
28	26C	TSITOU Ruslan	BLR	8.24	7.71	7.86	-	-	23.81
29	24C	BIANCHI Daniele	ITA	8.33	7.43	8.22	-	-	23.98
30	28C	KRIZ Miloslav	CZE	7.21	7.73	9.14	-	-	24.08
31	14A	NEVES Arthur	BRA	7.84	8.17	8.34	-	-	24.35
32	23D	FILUS Rafal	POL	8.38	7.66	8.35	-	-	24.39
33	42A	NIKITSIN Mikita(J)	BLR	8.07	7.64	8.72	-	-	24.43
34	28D	HAJEK Bonifac	CZE	8.10	8.61	8.37	-	-	25.08



Results - Style  
成绩公告

Rank	Bib	Name	Nation	R1	R2	R3	R4	R5	TOTAL
35	36C	GRAUWELS Andy	BEL	8.55	8.41	8.23	-	-	25.19
36	15B	GRASER Sebastian(J)	AUT	8.74	8.10	8.44	-	-	25.28
37	14E	NETO Alexandre	BRA	8.31	8.31	8.69	-	-	25.31
38	26B	KRASNIKAU Pavel	BLR	8.38	8.20	8.92	-	-	25.50
39	14B	GONCALVES Rodrigo	BRA	7.52	8.28	11.16	-	-	26.96
40	23C	ZGIERSKI Rafal	POL	8.53	8.59	-	-	-	17.12
41	14D	SCHWEICKARDT Diego	BRA	8.72	8.60	-	-	-	17.32
42	43C	KAMMER Nils Elias(J)	GER	8.50	10.23	-	-	-	18.73
43	24D	TRESOLDI Giuseppe	ITA	9.18	-	-	-	-	9.18
44	44A	FERRONI Alexandre(J)	FRA	9.22	-	-	-	-	9.22
45	14C	CAMPOS Luiz	BRA	9.33	-	-	-	-	9.33
46	23B	BLAZEWICZ Piotr	POL	9.36	-	-	-	-	9.36
47	15E	FORSTNER Christian	AUT	9.63	-	-	-	-	9.63
48	34A	MIECIUS Audrius	LTU	9.70	-	-	-	-	9.70
49	16C	GARCIA GARCIA Oscar	ESP	9.91	-	-	-	-	9.91
50	16D	MARTINEZ CANO Jose Vicente	ESP	9.95	-	-	-	-	9.95
50	30C	ZHANG Zuolei(J)	CHN	9.95	-	-	-	-	9.95
52	21D	AZENNAG Mohamed	MAR	10.24	-	-	-	-	10.24
53	25D	FERRONI Sylvain(J)	FRA	10.42	-	-	-	-	10.42
54	11B	JANICIJEVIC Miroljub	SRB	11.04	-	-	-	-	11.04
55	25B	MENANTEAU Olivier	FRA	11.18	-	-	-	-	11.18
56	23E	KUT Piotr	POL	11.24	-	-	-	-	11.24
57	24B	PIZZICONI Marco	ITA	11.39	-	-	-	-	11.39
58	37C	ALHASHM Abdurahman	KUW	11.45	-	-	-	-	11.45
59	11C	SVETOZAREVIC Milan	SRB	11.54	-	-	-	-	11.54
60	21A	OUAASTA Hicham	MAR	11.95	-	-	-	-	11.95
61	44C	HATKEVICS Jevgenijs	LAT	12.06	-	-	-	-	12.06
62	10A	OROSTICA Mario	CHI	12.29	-	-	-	-	12.29
63	39C	OLK Luke	USA	12.47	-	-	-	-	12.47
64	11A	CVETKOVIC Dejan	SRB	12.53	-	-	-	-	12.53
65	11E	MICIC Sinisa	SRB	12.66	-	-	-	-	12.66
66	26D	GURINOVICH Anton	BLR	12.67	-	-	-	-	12.67
67	44B	MASLOBOJEVS Andrejs	LAT	13.48	-	-	-	-	13.48
68	9E	MIKKELSEN Martin Soeiby	DEN	13.64	-	-	-	-	13.64



Parachuting Venue at Wuhan Hannan General Airport  
武汉汉南通用航空机场跳伞场地

WED 23 OCT 2019  
Start Time 11:25

Parachuting  
跳伞  
Men's Individual Style  
男子个人特技  
Final  
决赛



Results - Style  
成绩公告

Rank	Bib	Name	Nation	R1	R2	R3	R4	R5	TOTAL
69	23A	PODSTAWKA Tomasz	POL	13.85	-	-	-	-	13.85
70	44D	MROZ Jakub(J)	POL	15.75	-	-	-	-	15.75
71	10D	MIRANDA Raul	CHI	16.00	-	-	-	-	16.00
71	41B	ZUERCHER Silas(J)	SUI	16.00	-	-	-	-	16.00

Legend:

Rn Round Number





Results - Team Overall  
成绩公告

Rank	Team	Overall Points	Rank Accuracy	Rank FS	Rank Style
1	The Federal Republic of	8	2	4	2
2	The Czech Republic	11	1	7	3
3	Russian Federation	14	7	6	1
4	The People's Republic of China	19	3	12	4
5	Republic of Belarus	22	6	11	5
6	The Kingdom of Spain	29	13	5	11
7	The Republic of Italy	33	8	18	7
7	The Kingdom of Morocco	33	12	7	14
9	The Federative Republic of Brazil	34	16	10	8
9	The French Republic	34	9	19	6
11	The Republic of Poland	35	10	16	9
12	The Kingdom of Belgium	43	29	1	13
13	The Republic of Austria	50	20	20	10
13	The Kingdom of Bahrain	50	13	17	20
15	Republic of Korea	51	17	14	20
15	The State of Qatar	51	29	2	20
15	The Republic of Slovenia	51	4	27	20
18	The Kingdom of Denmark	52	18	15	19
18	Hungary	52	5	27	20
18	Swiss Confederation	52	29	3	20
21	Sultanate of Oman	54	11	23	20
22	The United States of America	56	29	9	18
23	The Republic of Lithuania	57	29	13	15
24	The Republic of Serbia	60	23	25	12
25	Republic of Chile	62	24	21	17
25	The Kingdom of Thailand	62	15	27	20
27	Republic of Indonesia	66	22	24	20
27	The United Arab Emirates	66	19	27	20
29	The State of Kuwait	67	29	22	16
30	The Kingdom of the Netherlands	68	21	27	20
31	The Slovak Republic	72	25	27	20
32	Bolivarian Republic of Venezuela	73	27	26	20
33	The State of Palestine	75	28	27	20
34	The Islamic Republic of Iran	87	26	27	34





## Results - Team Accuracy 成绩公告

Rank	Bib	Nation Name	R1	R2	R3	R4	R5	R6	R7	R8	R9	R10
<b>1</b>		<b>CZE - The Czech Republic</b>										
	28A	JIROUSEK Libor	1	1	1	0	1	0	6	3	0	1
	28B	PAVLICEK Jakub	9	3	1	7	3	3	2	0	2	2
	28C	KRIZ Miloslav	0	1	1	0	1	1	1	0	2	1
	28D	HAJEK Bonifac	0	1	2	2	2	0	2	1	1	0
	28E	SORF Oldrich	1	1	0	2	0	1	0	1	0	1
		<b>Total</b>	<b>2</b>	<b>4</b>	<b>3</b>	<b>4</b>	<b>4</b>	<b>2</b>	<b>5</b>	<b>2</b>	<b>3</b>	<b>3</b>
<b>2</b>		<b>GER - The Federal Republic of Germany</b>										
	22A	ZAHLER Christoph Patrik David	1	5	2	3	2	2	2	0	1	0
	22B	WEBER Elischa	0	1	3	1	1	0	0	2	3	0
	22C	KAUTZMANN Christian Andreas	2	2	1	2	3	0	1	0	1	0
	22D	ERTHEL Kai Stefan	0	4	2	3	1	1	17	1	0	0
	22E	WIESNER Stefan	1	1	0	0	0	0	0	1	0	4
		<b>Total</b>	<b>2</b>	<b>8</b>	<b>5</b>	<b>6</b>	<b>4</b>	<b>1</b>	<b>3</b>	<b>2</b>	<b>2</b>	<b>0</b>
<b>3</b>		<b>CHN - The People's Republic of China</b>										
	30A	LI Jialin	1	0	2	2	1	0	0	1	0	0
	30B	LU Shanmao	0	0	1	2	0	3	1	0	0	1
	30C	ZHANG Zuolei(J)	1	1	0	2	1	0	2	1	2	0
	30D	GAO Tianbo(J)	0	1	1	4	1	2	1	1	0	4
	30E	YANG Xin(J)	3	3	2	4	2	1	3	2	2	0
		<b>Total</b>	<b>2</b>	<b>2</b>	<b>4</b>	<b>10</b>	<b>3</b>	<b>3</b>	<b>4</b>	<b>3</b>	<b>2</b>	<b>1</b>
<b>4</b>		<b>SLO - The Republic of Slovenia</b>										
	31A	KARUN Roman	1	1	1	2	3	2	1	5	1	3
	31B	BALTA Peter	0	1	1	1	1	2	1	0	0	0
	31C	ERJAVEC Borut	2	1	2	1	2	1	3	0	3	1
	31D	SALKIC Senad	0	1	0	2	0	0	3	1	2	1
	31E	BECAN Matej	0	3	2	3	1	0	1	2	1	0
		<b>Total</b>	<b>1</b>	<b>4</b>	<b>4</b>	<b>6</b>	<b>4</b>	<b>3</b>	<b>6</b>	<b>3</b>	<b>4</b>	<b>2</b>
<b>5</b>		<b>HUN - Hungary</b>										
	29A	BANSZKI Tamas	1	1	1	3	0	1	0	2	0	2
	29B	GAL Szabolcs	1	2	4	1	0	4	1	2	2	1
	29C	VARGA Tamas	1	1	1	1	2	0	3	0	0	2
	29D	ASZTALOS Istvan	0	0	1	1	1	0	0	2	1	1
	29E	HIRSCHLER Gabor Csaba	2	2	1	6	1	0	2	2	2	3



## Results - Team Accuracy 成绩公告

Rank	Bib	Nation Name	R1	R2	R3	R4	R5	R6	R7	R8	R9	R10	
		<b>Total</b>	3	4	4	6	2	1	3	6	3	6	<b>38</b>
<b>6</b>		<b>BLR - Republic of Belarus</b>											
	26A	KIRSHENKOV Dmitry	1	0	1	3	1	0	0	4	0	1	
	26B	KRASNIKAU Pavel	2	3	1	1	3	2	3	2	1	2	
	26C	TSITOU Ruslan	0	2	1	7	0	3	1	1	2	2	
	26D	GURINOVICH Anton	2	0	2	1	2	1	0	1	2	0	
	26E	POZDNIAKOV Ilia	4	1	0	0	2	2	0	0	2	1	
		<b>Total</b>	5	3	3	5	5	5	1	4	5	4	<b>40</b>
<b>7</b>		<b>RUS - Russian Federation</b>											
	19A	BYKOV Aleksei	0	3	5	2	2	0	2	2	2	0	
	19B	IARYI Dmitry	1	1	1	1	4	5	4	0	3	1	
	19C	KOTOV Konstantin	4	2	2	3	3	3	2	0	2	1	
	19D	MAKSIMOV Dmitry	0	1	0	1	1	2	0	0	0	2	
	19E	SAVIN Andrei	0	0	1	0	0	2	2	3	2	1	
		<b>Total</b>	1	4	4	4	6	7	6	2	6	3	<b>43</b>
<b>8</b>		<b>ITA - The Republic of Italy</b>											
	24A	MANGIA Fabrizio	3	1	3	2	0	0	0	1	0		
	24B	PIZZICONI Marco	3	0	1	0	1	3	3	9	0		
	24C	BIANCHI Daniele	1	1	2	2	2	6	0	0	1		
	24D	TRESOLDI Giuseppe	5	1	0	0	0	4	1	3	3		
	24E	FILIPPINI Fabio	4	3	1	3	0	1	0	3	0		
		<b>Total</b>	11	3	4	4	1	10	1	7	1		<b>42</b>
<b>9</b>		<b>FRA - The French Republic</b>											
	25A	JEANNEROT Thomas	1	2	2	0	2	2	0	2	1		
	25B	MENANTEAU Olivier	2	3	0	6	3	3	3	2	1		
	25C	GUINDE Mathieu	0	5	2	1	1	2	5	0	1		
	25D	FERRONI Sylvain(J)	4	0	1	1	2	0	2	0	3		
	25E	VIGNUALES Jean	2	0	3	3	3	3	0	1	2		
		<b>Total</b>	5	5	5	5	8	7	5	3	5		<b>48</b>
<b>10</b>		<b>POL - The Republic of Poland</b>											
	23A	PODSTAWKA Tomasz	1	0	2	1	3	3	3	0	1		
	23B	BLAZEWICZ Piotr	3	3	2	0	1	1	3	1	4		
	23C	ZGIERSKI Rafal	3	2	1	0	0	1	2	3	0		
	23D	FILUS Rafal	3	3	3	2	0	3	2	0	1		



Results - Team Accuracy  
成绩公告

Rank	Bib	Nation Name	R1	R2	R3	R4	R5	R6	R7	R8	R9	R10
	23E	KUT Piotr	5	1	3	2	3	1	3	0	3	
		<b>Total</b>	10	6	8	3	4	6	10	1	5	<b>53</b>
<b>11</b>		<b>OMA - Sultanate of Oman</b>										
	27A	AL SHAQSI Said Khlfan Salim	1	1	3	1	2	3	0	3	1	
	27B	ALISMAILI Khamis Said Hamdan	0	2	1	1	2	0	5	2	1	
	27C	ALMAQBALI Abdullah Saleh Ali	3	3	1	0	0	3	3	3	1	
	27D	ALSINANI Ahmed Khalfan Saif	5	2	1	1	1	3	3	3	5	
	27E	ALMA'MARI Saleh Abdullah Salim	1	3	1	4	0	2	2	3	1	
		<b>Total</b>	5	8	4	3	3	8	8	11	4	<b>54</b>
<b>12</b>		<b>MAR - The Kingdom of Morocco</b>										
	21A	OUAASTA Hicham	4	1	1	3	1	0	2	0	9	
	21B	OUEJHAYEN Mohcine	3	2	5	3	6	3	5	1	1	
	21C	IJAAJAANE Lhoussaine	3	2	2	2	0	0	3	3	3	
	21D	AZENNAG Mohamed	1	2	3	0	4	1	2	1	1	
	21E	EL HOUASLI Abderrahim	1	1	1	3	2	3	3	1	1	
		<b>Total</b>	8	6	7	8	7	4	10	3	6	<b>59</b>
<b>13</b>		<b>BRN - The Kingdom of Bahrain</b>										
	18A	BUDERWAZA Husain	3	5	0	1	3	3	5	1	0	
	18B	MASHRAH Khalid	1	3	7	0	2	3	1	3	0	
	18C	MOSSA Abdulla	5	1	0	3	3	4	2	0	3	
	18D	KHALIFA Naser	2	3	3	17	4	0	1	3	2	
	18E	ALDOSERI Yunes	4	4	1	2	0	3	1	0	1	
		<b>Total</b>	10	11	4	6	8	9	5	4	3	<b>60</b>
<b>13</b>		<b>ESP - The Kingdom of Spain</b>										
	16A	FERNANDEZ ZALDIVAR Ernesto	0	3	4	4	5	1	4	1	3	
	16B	GOMEZ RIVAS Miguel Antonio	1	3	1	8	2	6	5	0	2	
	16C	GARCIA GARCIA Oscar	1	5	5	4	0	0	2	0	2	
	16D	MARTINEZ CANO Jose Vicente	4	3	1	0	3	0	0	3	2	
	16E	MOLTO GONZALEZ Cristian	0	1	3	8	0	2	0	1	1	
		<b>Total</b>	2	10	9	16	5	3	6	2	7	<b>60</b>
<b>15</b>		<b>THA - The Kingdom of Thailand</b>										
	2A	LUMTIM Manit	2	6	5	3	1	2	0	3		
	2B	TABOUNGSRI Terdsak	1	1	0	1	2	2	0	3		
	2C	POOPOLPUN Komsun	6	8	4	0	5	11	2	4		



## Results - Team Accuracy 成绩公告

Rank	Bib	Nation Name	R1	R2	R3	R4	R5	R6	R7	R8	R9	R10
	2D	NINPRAPRUEK Sakchai	2	0	0	2	3	1	5	1		
	2E	SITHISAKULRAT Santisak	3	2	2	3	4	6	3	1		
		<b>Total</b>	8	9	6	6	10	11	5	8		<b>63</b>
<b>16</b>		<b>BRA - The Federative Republic of Brazil</b>										
	14A	NEVES Arthur	0	5	3	2	3	4	3	4		
	14B	GONCALVES Rodrigo	40	1	3	17	17	2	2	3		
	14C	CAMPOS Luiz	4	0	19	3	1	7	2	5		
	14D	SCHWEICKARDT Diego	2	2	1	3	3	1	1	3		
	14E	NETO Alexandre	1	1	3	3	3	0	1	1		
		<b>Total</b>	7	4	10	11	10	7	6	11		<b>66</b>
<b>17</b>		<b>KOR - Republic of Korea</b>										
	12A	KIM Heesuk	1	1	2	1	2	0	1	1		
	12B	LEE Kyohak	9	0	2	1	2	2	17	18		
	12C	JUNG Kyungjae	8	2	1	1	2	2	7	2		
	12D	KANG Taesol	3	0	7	0	3	3	9	2		
	12E	HONG Sungho	2	3	1	3	6	3	4	0		
		<b>Total</b>	14	3	6	3	9	7	21	5		<b>68</b>
<b>18</b>		<b>DEN - The Kingdom of Denmark</b>										
	9A	PETERSEN John Behrendt	2	3	3	8	13	4	7	5		
	9B	OLSEN Stefan Vestergaard	2	0	2	3	1	1	4	3		
	9C	GLUD Torben	2	2	1	3	1	2	1	5		
	9D	KROGH Morten	3	19	6	4	3	5	4	7		
	9E	MIKKELSEN Martin Soeeby	1	3	2	3	0	3	2	0		
		<b>Total</b>	7	8	8	13	5	10	11	13		<b>75</b>
<b>19</b>		<b>UAE - The United Arab Emirates</b>										
	20A	SANQOOR Yousuf	6	4	2	0	3	0	1	0		
	20B	ALSUWAIDI Mohamed	1	3	0	13	5	1	0	6		
	20C	ALMARRI Ahmed	2	18	1	17	2	4	2	2		
	20D	ALBALOOSHI Abdulrahman	12	1	5	2	3	1	3	4		
	20E	ALBALOOSHI Essa	8	0	3	3	2	1	2	3		
		<b>Total</b>	17	8	6	18	10	3	5	9		<b>76</b>
<b>20</b>		<b>AUT - The Republic of Austria</b>										
	15A	HEIMEL Georg	1	0	1	3	3	2	4	3		
	15B	GRASER Sebastian(J)	3	2	1	3	2	0	0	2		



## Results - Team Accuracy 成绩公告

Rank	Bib	Nation Name	R1	R2	R3	R4	R5	R6	R7	R8	R9	R10
	15C	WANSCH Bernhard	5	5	5	3	7	42	10	16		
	15D	SULZBACHER Manuel(J)	3	0	3	2	1	3	4	4		
	15E	FORSTNER Christian	3	9	4	3	0	3	17	0		
		<b>Total</b>	10	7	9	11	6	8	18	9		<b>78</b>
<b>21</b>		<b>NED - The Kingdom of the Netherlands</b>										
	13A	de VRIES Durk	1	2	2	1	4	3	2	4		
	13B	SCHOUREN Rob	3	17	11	5	3	1	3	7		
	13C	KERSBERGEN Koen	17	4	18	7	1	18	3	0		
	13D	GOOSMANN Jarno	2	1	0	3	2	2	3	3		
	13E	GRIT Rene	2	5	0	16	3	2	5	0		
		<b>Total</b>	8	12	13	16	9	8	11	7		<b>84</b>
<b>22</b>		<b>INA - Republic of Indonesia</b>										
	17A	PRAHASTA Erik	16	4	7	2	2	5	5	3		
	17B	SUBAGYA Petrus Riyadi	1	5	1	3	0	2	4	2		
	17C	SUPRIO Suprio	5	4	3	0	2	3	2	9		
	17D	FATONI Fatoni	2	7	0	4	3	2	0	12		
	17E	WAHYUDI Wahyudi	3	2	7	3	2	2	3	5		
		<b>Total</b>	11	15	11	8	6	9	9	19		<b>88</b>
<b>23</b>		<b>SRB - The Republic of Serbia</b>										
	11A	CVETKOVIC Dejan	3	6	4	2	3	0	2	16		
	11B	JANICJEVIC Miroljub	1	5	6	3	1	3	4	2		
	11C	SVETOZAREVIC Milan	5	4	3	3	2	4	0	1		
	11D	JOVANOVIC Slobodan	8	2	3	5	3	17	6	15		
	11E	MICIC Sinisa	2	7	2	2	3	3	3	3		
		<b>Total</b>	11	17	12	10	9	10	9	21		<b>99</b>
<b>24</b>		<b>CHI - Republic of Chile</b>										
	10A	OROSTICA Mario	2	3	3	18	1	6	1	8		
	10B	QUIERO Francisco	3	12	5	17	3	6	18	2		
	10C	CASTANEDA Juan	2	5	5	2	17	8	3	3		
	10D	MIRANDA Raul	1	0	1	1	1	4	2	1		
	10E	VALLEJOS Hugo	6	4	12	11	6	5	6	8		
		<b>Total</b>	8	12	14	31	11	21	12	14		<b>123</b>
<b>25</b>		<b>SVK - The Slovak Republic</b>										
	3A	MARCINEK Tomas	1	1	0	1	2	0	0	1		



## Results - Team Accuracy 成绩公告

Rank	Bib	Nation Name	R1	R2	R3	R4	R5	R6	R7	R8	R9	R10
	3B	FUJDIAR Lubomir	3	7	3	3	1	2	1	5		
	3C	ZATKO Rastislav	5	4	3	8	2	3	3	5		
	3D	GNIDA Peter	8	<del>47</del>	17	6	<del>48</del>	<del>47</del>	4	8		
	3E	SOKOLI Martin	<del>47</del>	1	<del>47</del>	<del>48</del>	11	8	<del>44</del>	<del>44</del>		
		<b>Total</b>	17	13	23	18	16	13	8	19		<b>127</b>
<b>26</b>		<b>IRI - The Islamic Republic of Iran</b>										
	5A	TAZIKEH Nadali	16	16	10	1	16	18	17	19		
	5B	KAKAEI SHIR Mohamed	16	17	16	<del>49</del>	19	<del>49</del>	<del>49</del>	19		
	5C	SAFAEINEJAD Ahmadreza	17	2	11	2	8	4	4	14		
	5D	GHADYANI Abolfazl	17	<del>49</del>	12	5	<del>49</del>	17	18	<del>49</del>		
	5E	PARVINI Vahid	<del>47</del>	18	<del>47</del>	3	18	6	6	1		
		<b>Total</b>	66	53	49	11	61	45	45	53		<b>383</b>
<b>27</b>		<b>VEN - Bolivarian Republic of Venezuela</b>										
	8A	CUNES Luis	11	17	15	17	17	16	17	7		
	8B	MARIN Eduardo	5	17	8	17	11	0	18	9		
	8C	MARTINEZ Rene	<del>47</del>	6	11	<del>47</del>	17	16	18	18		
	8D	PAREDES Angel	7	4	17	4	6	<del>48</del>	18	<del>48</del>		
	8E	RODRIGUEZ Ronald	12	<del>48</del>	<del>48</del>	3	<del>48</del>	12	<del>48</del>	15		
		<b>Total</b>	35	44	51	41	51	44	71	49		<b>386</b>
<b>28</b>		<b>PLE - The State of Palestine</b>										
	1A	HAJ Monir	5	11	10	7	6	3	17	17		
	1B	ABDALRAZEQ Zafer	7	12	3	7	14	16	5	18		
	1C	ISMAIL Omar	18	17	19	19	19	19	19	19		
	1D	ABUZERR Iyad	17	19	19	19	19	19	19	19		
		<b>Total</b>	47	59	51	52	58	57	60	73		<b>457</b>

**Legend:**

Rn Round Number



Results - Individual Accuracy  
成绩公告

Rank	Bib	Name	Nation	R1	R2	R3	R4	R5	R6	R7	R8	TOTAL
*1	30C	ZHANG Zuolei(J)	CHN	1	1	0	2	1	0	2	1	8
*2	42C	YU Ruilong(J)	CHN	1	1	0	2	1	1	1	1	8
*3	43A	CHLADEK Petr(J)	CZE	1	3	1	1	0	1	2	2	11
*4	30D	GAO Tianbo(J)	CHN	0	1	1	4	1	2	1	1	11
5	42A	NIKITSIN Mikita(J)	BLR	1	2	1	2	0	4	1	1	12
6	15B	GRASER Sebastian(J)	AUT	3	2	1	3	2	0	0	2	13
6	41A	BAUMANN Michele Flurin(J)	SUI	0	1	2	1	1	4	3	1	13
6	43B	GRIESHEIMER Robin(J)	GER	0	2	2	3	3	2	1	0	13
9	43D	HORVATH Ferenc Peter(J)	HUN	1	2	3	1	4	4	1	1	17
9	44A	FERRONI Alexandre(J)	FRA	1	2	2	0	2	4	4	2	17
11	15D	SULZBACHER Manuel(J)	AUT	3	0	3	2	1	3	4	4	20
11	30E	YANG Xin(J)	CHN	3	3	2	4	2	1	3	2	20
11	41B	ZUERCHER Silas(J)	SUI	1	9	0	5	0	4	1	0	20
14	43C	KAMMER Nils Elias(J)	GER	2	0	3	3	2	3	7	2	22
15	25D	FERRONI Sylvain(J)	FRA	17	0	1	1	2	0	2	0	23
16	44D	MROZ Jakub(J)	POL	0	1	2	0	18	3	3	4	31
17	42B	MITRANO Fabricio(J)	BRA	3	1	17	2	3	6	5	9	46

Legend:

\* After Tie Breaking Jumps      Rn      Round Number



Results - Individual Overall  
成绩公告

Rank	Bib	Name	Nation	Overall Points	Rank Accuracy	Rank Style
1	42C	YU Ruilong(J)	CHN	4	2	2
2	30D	GAO Tianbo(J)	CHN	5	4	1
3	43A	CHLADEK Petr(J)	CZE	6	3	3
4	43B	GRIESHEIMER Robin(J)	GER	10	6	4
5	30C	ZHANG Zuolei(J)	CHN	11	1	10
5	42A	NIKITSIN Mikita(J)	BLR	11	5	6
7	15B	GRASER Sebastian(J)	AUT	13	6	7
8	30E	YANG Xin(J)	CHN	14	9	5
9	44A	FERRONI Alexandre(J)	FRA	17	8	9
10	43C	KAMMER Nils Elias(J)	GER	19	11	8
11	41B	ZUERCHER Silas(J)	SUI	22	9	13
12	25D	FERRONI Sylvain(J)	FRA	23	12	11
13	44D	MROZ Jakub(J)	POL	25	13	12





Results - Style  
成绩公告

Rank	Bib	Name	Nation	R1	R2	R3	R4	R5	TOTAL
1	30D	GAO Tianbo(J)	CHN	6.70	6.81	6.56	6.92	6.57	33.56
2	42C	YU Ruilong(J)	CHN	6.90	7.02	6.42	7.37	6.58	34.29
3	43A	CHLADEK Petr(J)	CZE	7.47	7.16	7.47	7.97	-	30.07
4	43B	GRIESHEIMER Robin(J)	GER	7.72	8.51	7.28	-	-	23.51
5	30E	YANG Xin(J)	CHN	7.33	8.68	7.57	-	-	23.58
6	42A	NIKITSIN Mikita(J)	BLR	8.07	7.64	8.72	-	-	24.43
7	15B	GRASER Sebastian(J)	AUT	8.74	8.10	8.44	-	-	25.28
8	43C	KAMMER Nils Elias(J)	GER	8.50	10.23	-	-	-	18.73
9	44A	FERRONI Alexandre(J)	FRA	9.22	-	-	-	-	9.22
10	30C	ZHANG Zuolei(J)	CHN	9.95	-	-	-	-	9.95
11	25D	FERRONI Sylvain(J)	FRA	10.42	-	-	-	-	10.42
12	44D	MROZ Jakub(J)	POL	15.75	-	-	-	-	15.75
13	41B	ZUERCHER Silas(J)	SUI	16.00	-	-	-	-	16.00

Legend:

Rn Round Number





## Results - Formation Skydive 成绩公告

Rank	Team	Nation	R1	R2	R3	R4	R5	R6	R7	R8	TOTAL
1	The Kingdom of Belgium	BEL	33	34	37	32	35	40	36	37	284
2	The State of Qatar	QAT	29	33	34	30	30	34	32	34	256
3	Swiss Confederation	SUI	28	29	30	27	31	35	31	26	237
4	The Federal Republic of Germany	GER	28	30	32	28	30	31	31	25	235
5	The Kingdom of Spain	ESP	28	28	31	25	26	29	27	31	225
6	Russian Federation	RUS	23	22	27	24	26	27	27	22	198
7	The Czech Republic	CZE	22	25	27	22	25	26	25	-	172
7	The Kingdom of Morocco	MAR	22	26	26	24	23	25	26	-	172
9	The United States of America	USA	22	25	25	21	20	25	26	-	164
10	The Federative Republic of Brazil	BRA	21	20	24	22	22	23	23	-	155
11	Republic of Belarus	BLR	23	22	21	17	22	22	22	-	149
12	The People's Republic of China	CHN	20	25	19	18	17	26	-	-	125
13	The Republic of Lithuania	LTU	19	20	21	18	20	22	-	-	120
14	Republic of Korea	KOR	21	17	23	19	15	24	-	-	119
15	The Kingdom of Denmark	DEN	18	18	18	16	18	22	-	-	110
16	The Republic of Poland	POL	16	17	17	15	18	17	-	-	100
17	The Kingdom of Bahrain	BRN	13	14	18	16	17	16	-	-	94
18	The Republic of Italy	ITA	11	19	14	15	16	17	-	-	92
19	The French Republic	FRA	14	13	17	14	14	16	-	-	88
20	The Republic of Austria	AUT	12	14	16	14	12	13	-	-	81
21	Republic of Chile	CHI	11	12	11	8	10	11	-	-	63
22	The State of Kuwait	KUW	10	11	6	9	10	9	-	-	55
23	Sultanate of Oman	OMA	8	10	11	8	9	5	-	-	51
24	Republic of Indonesia	INA	5	8	7	5	4	6	-	-	35
25	The Republic of Serbia	SRB	6	8	4	3	-	-	-	-	21
26	Bolivarian Republic of Venezuela	VEN	3	3	-	-	-	-	-	-	6

**Legend:**

**Rn** Round Number



## Results - Individual Accuracy 成绩公告

Rank	Bib	Name	Nation	R1	R2	R3	R4	R5	R6	R7	R8	TOTAL
1	62E	XING Yaping(J)	CHN	1	0	0	1	0	0	0	0	2
*2	61E	TUSHEVA Elena	RUS	0	2	1	0	2	1	0	0	6
*3	60B	NIKITSIUK Nataliya	BLR	1	2	1	1	0	0	1	0	6
4	59C	OLLIVIER de PURY Leocadie	FRA	2	0	3	0	0	1	2	0	8
5	61D	KRIVOSHCHEKOVA Taisia	RUS	3	0	0	0	2	2	1	1	9
6	61A	LAKTIONOVA Elena	RUS	2	5	0	0	1	1	1	0	10
6	65A	YANG Mei(J)	CHN	1	1	0	2	0	4	1	1	10
8	65D	ELKINA Mariia(J)	RUS	2	1	1	1	3	1	1	1	11
9	59A	FERRAND Deborah	FRA	2	1	1	2	1	3	0	3	13
9	60C	SHASTAKOVICH Darja	BLR	3	0	1	2	2	1	1	3	13
9	65E	FOMINYKH Kseniia(J)	RUS	3	2	0	0	0	5	1	2	13
12	62C	WANG Ping	CHN	2	2	2	0	0	0	6	2	14
12	66B	GOMEZ HURTADO Maria del Carmen	ESP	2	2	3	2	0	1	3	1	14
14	59B	TEXIER Stephanie	FRA	1	3	0	2	4	0	4	1	15
14	62A	LIU Siwei	CHN	1	2	2	3	0	3	3	1	15
16	60E	KOTAVA Valeryia	BLR	0	1	3	2	5	1	1	3	16
17	52B	WESOLOWSKA Ewa	POL	0	4	5	4	1	0	3	0	17
17	67C	SAJOVIC Maja	SLO	3	0	1	7	0	2	3	1	17
19	52D	PACZEK KRAWCZAK Irena	POL	3	1	2	0	6	2	2	2	18
19	61B	FURMAN Evgeniia	RUS	4	2	2	4	0	3	0	3	18
21	59D	MONATE Marie	FRA	3	1	7	1	3	1	1	3	20
22	60A	NALIVAICA Tatsiana	BLR	5	2	1	3	4	0	4	2	21
23	62D	XIAO Yao	CHN	2	0	0	0	1	0	18	1	22
24	67B	DURIC Radmila	SRB	1	12	2	3	0	2	3	0	23
25	61C	KRAVCHENKO Olga	RUS	5	5	4	1	2	6	0	3	26
25	62B	MIAO Mengyi	CHN	3	1	2	0	0	19	1	0	26
27	58C	EL ABIAD Fatima Zahra	MAR	0	4	3	4	2	2	7	6	28
27	60D	FIODARAVA Yuliya	BLR	2	1	2	2	1	1	19	0	28
29	56D	FRANSISKA Bernanda	INA	14	2	3	0	2	3	4	2	30
30	67E	GUSTKE Tatjana(J)	GER	3	18	2	6	2	1	0	1	33
31	66D	D ANGELO Daniela	ITA	1	2	6	1	3	4	1	16	34
32	58A	NOUFEL Ikram	MAR	2	3	6	3	3	16	1	1	35
33	52A	WEISNER Agnieszka	POL	0	3	1	1	2	6	18	5	36
34	58D	ZGHARI Ouafae	MAR	0	17	4	2	2	3	6	3	37



## Results - Individual Accuracy 成绩公告

Rank	Bib	Name	Nation	R1	R2	R3	R4	R5	R6	R7	R8	TOTAL
34	66C	HERNANDEZ MORENO Elisabet	ESP	1	1	17	3	5	4	5	1	37
34	67A	SCHOSSER Julia	AUT	2	11	9	2	8	5	0	0	37
37	58E	LAHMAR Malika	MAR	4	18	3	1	7	1	3	2	39
38	55E	SOUZA Juliana	BRA	3	4	3	5	17	8	2	0	42
38	57A	LEE Jisun	KOR	9	3	3	5	0	15	3	4	42
38	58B	MAHNINE Samira	MAR	0	1	3	3	17	11	3	4	42
41	66E	RUSCONI Rosalinda	ITA	4	1	3	15	1	7	6	6	43
42	51D	SRISUWAN Putraksa	THA	0	18	12	3	0	6	3	5	47
43	52C	RACZKIEWICZ Iwona	POL	0	8	17	14	1	6	1	2	49
43	66A	VITALE Sonia	ITA	0	2	17	3	2	15	4	6	49
45	59E	DELECROIX Adeline	FRA	19	2	18	2	1	2	3	3	50
46	57E	LEE Hyunji	KOR	15	18	3	4	3	4	1	3	51
46	67D	HECK Laura(J)	GER	8	17	18	2	3	0	0	3	51
48	51B	JUNLED Kanphitcha	THA	4	3	11	6	18	3	0	8	53
49	57B	KIM Seongmi	KOR	2	2	18	3	15	4	10	0	54
50	55A	LIGIA Ana	BRA	5	18	2	4	1	19	5	1	55
51	51C	DUANGSAART Ananya	THA	17	2	8	6	7	4	3	12	59
51	56B	WIJAYANTI Anggi Triana	INA	2	3	11	16	0	2	14	11	59
53	51A	CHAICHANA Varaporn	THA	1	3	17	18	5	8	5	3	60
54	57C	PARK Yiseul	KOR	1	6	4	18	4	15	19	0	67
55	55C	MOREIRA Isabella	BRA	6	17	4	2	9	9	6	17	70
55	56A	DEWI Ni Putu Irma Purnama	INA	3	17	5	1	17	8	17	2	70
57	56E	ALVIONITA Dessy	INA	7	13	3	18	5	3	17	5	71
58	55D	NEVES Cassia	BRA	17	5	1	18	1	19	19	16	96
59	56C	HANDRIYANI Ayu Fitria	INA	17	18	6	18	10	18	19	4	110
60	57D	LEE Hyewon(J)	KOR	18	19	6	18	6	19	19	18	123
61	65C	AZIZ Safira Labaika Nur(J)	INA	18	18	18	13	19	19	19	19	143
62	55B	DAIKUBARA Mileide	BRA	18	18	17	17	19	19	19	19	146
62	65B	TISMAENAH Tismaenah(J)	INA	17	18	17	18	19	19	19	19	146
64	51E	MAYAMAT Putthachat	THA	18	19	17	17	19	19	19	19	147

**Legend:**

\* After Tie Breaking Jumps

**Rn**

Round Number



Results - Individual Overall  
成绩公告

Rank	Bib	Name	Nation	Overall Points	Rank Accuracy	Rank Style
1	62E	XING Yaping(J)	CHN	2	1	1
2	61E	TUSHEVA Elena	RUS	7	2	5
3	59C	OLLIVIER de PURY Leocadie	FRA	8	4	4
4	61A	LAKTIONOVA Elena	RUS	12	6	6
5	59A	FERRAND Deborah	FRA	16	9	7
5	65D	ELKINA Mariia(J)	RUS	16	8	8
7	60B	NIKITSIUK Nataliya	BLR	18	3	15
7	60C	SHASTAKOVICH Darja	BLR	18	9	9
9	61B	FURMAN Evgeniia	RUS	19	17	2
10	65E	FOMINYKH Kseniia(J)	RUS	20	9	11
11	65A	YANG Mei(J)	CHN	22	6	16
12	61C	KRAVCHENKO Olga	RUS	24	21	3
12	61D	KRIVOSHCHEKOVA Taisia	RUS	24	5	19
14	62A	LIU Siwei	CHN	28	14	14
15	62D	XIAO Yao	CHN	30	20	10
16	59B	TEXIER Stephanie	FRA	31	14	17
17	60A	NALIVAICA Tatsiana	BLR	32	19	13
18	62C	WANG Ping	CHN	35	12	23
19	67E	GUSTKE Tatjana(J)	GER	36	24	12
20	60E	KOTAVA Valeryia	BLR	38	16	22
21	60D	FIODARAVA Yuliya	BLR	41	23	18
22	62B	MIAO Mengyi	CHN	42	21	21
23	66B	GOMEZ HURTADO Maria del Carmen	ESP	43	12	31
24	59D	MONATE Marie	FRA	47	18	29
25	67D	HECK Laura(J)	GER	50	30	20
26	55E	SOUZA Juliana	BRA	53	26	27
26	59E	DELECROIX Adeline	FRA	53	29	24
26	66D	D ANGELO Daniela	ITA	53	25	28
29	55A	LIGIA Ana	BRA	56	31	25
30	55C	MOREIRA Isabella	BRA	58	32	26
30	66A	VITALE Sonia	ITA	58	28	30
32	66E	RUSCONI Rosalinda	ITA	60	27	33
33	55D	NEVES Cassia	BRA	65	33	32



Results - Style  
成绩公告

Rank	Bib	Name	Nation	R1	R2	R3	R4	R5	TOTAL
1	62E	XING Yaping(J)	CHN	6.99	7.86	6.55	7.27	6.82	35.49
2	61B	FURMAN Evgeniia	RUS	7.58	7.62	7.52	7.27	7.03	37.02
3	61C	KRAVCHENKO Olga	RUS	7.30	7.81	7.75	7.38	7.33	37.57
4	59C	OLLIVIER de PURY Leocadie	FRA	7.71	7.56	7.26	7.97	7.52	38.02
5	61E	TUSHEVA Elena	RUS	6.98	8.09	7.43	9.00	6.95	38.45
6	61A	LAKTIONOVA Elena	RUS	7.93	8.14	7.34	7.69	7.80	38.90
7	59A	FERRAND Deborah	FRA	8.03	7.87	7.51	7.73	7.96	39.10
8	65D	ELKINA Mariia(J)	RUS	7.41	8.07	8.62	7.53	7.55	39.18
9	60C	SHASTAKOVICH Darja	BLR	8.71	7.89	7.31	7.89	-	31.80
10	62D	XIAO Yao	CHN	7.63	8.24	8.37	7.67	-	31.91
11	65E	FOMINYKH Kseniia(J)	RUS	8.51	7.95	7.83	8.11	-	32.40
12	67E	GUSTKE Tatjana(J)	GER	7.94	8.43	8.18	8.11	-	32.66
13	60A	NALIVAICA Tatsiana	BLR	8.58	8.70	8.49	8.05	-	33.82
14	62A	LIU Siwei	CHN	8.79	8.93	8.64	7.95	-	34.31
15	60B	NIKITSIUK Nataliya	BLR	8.19	8.43	9.47	8.64	-	34.73
16	65A	YANG Mei(J)	CHN	9.80	8.86	7.89	8.75	-	35.30
17	59B	TEXIER Stephanie	FRA	9.08	8.84	8.65	-	-	26.57
18	60D	FIODARAVA Yuliya	BLR	8.10	8.82	9.95	-	-	26.87
19	61D	KRIVOSHCHKOVA Taisia	RUS	7.71	10.12	9.89	-	-	27.72
20	67D	HECK Laura(J)	GER	8.59	9.69	9.49	-	-	27.77
21	62B	MIAO Mengyi	CHN	9.76	9.36	8.92	-	-	28.04
22	60E	KOTAVA Valeryia	BLR	9.52	9.14	9.60	-	-	28.26
23	62C	WANG Ping	CHN	10.23	9.52	9.47	-	-	29.22
24	59E	DELECROIX Adeline	FRA	10.19	9.96	-	-	-	20.15
25	55A	LIGIA Ana	BRA	10.06	10.84	-	-	-	20.90
26	55C	MOREIRA Isabella	BRA	11.00	-	-	-	-	11.00
27	55E	SOUZA Juliana	BRA	11.81	-	-	-	-	11.81
28	66D	D ANGELO Daniela	ITA	11.96	-	-	-	-	11.96
29	59D	MONATE Marie	FRA	12.26	-	-	-	-	12.26
30	66A	VITALE Sonia	ITA	12.43	-	-	-	-	12.43
31	66B	GOMEZ HURTADO Maria del Carmen	ESP	12.77	-	-	-	-	12.77
32	55D	NEVES Cassia	BRA	15.89	-	-	-	-	15.89
33	66E	RUSCONI Rosalinda	ITA	16.00	-	-	-	-	16.00

Legend:

Rn Round Number





**Results - Team Overall**  
成绩公告

Rank	Team	Overall Points	Rank Accuracy	Rank FS	Rank Style
1	The People's Republic of China	5	1	2	2
2	Russian Federation	6	2	3	1
*3	The French Republic	12	4	5	3
*4	The Kingdom of Morocco	12	5	1	6
5	Republic of Belarus	13	3	6	4
6	Republic of Korea	17	7	4	6
7	The Republic of Poland	21	6	9	6
8	The Federative Republic of Brazil	22	10	7	5
8	Republic of Indonesia	22	8	8	6
10	The Kingdom of Thailand	24	9	9	6

**Legend:**

\* After Tie Breaking Jumps

**FS**

Formation Skydive



## Results - Team Accuracy 成绩公告

Rank	Bib	Nation Name	R1	R2	R3	R4	R5	R6	R7	R8	R9	R10	
<b>1</b>		<b>CHN - The People's Republic of China</b>											
	62A	LIU Siwei	1	2	2	3	0	3	3	1	1	3	
	62B	MIAO Mengyi	3	1	2	0	0	4	1	0	0	1	
	62C	WANG Ping	2	2	2	0	0	0	6	2	0	1	
	62D	XIAO Yao	2	0	0	0	4	0	4	1	2	1	
	62E	XING Yaping(J)	1	0	0	1	0	0	0	0	1	1	
		<b>Total</b>	<b>6</b>	<b>3</b>	<b>4</b>	<b>1</b>	<b>0</b>	<b>3</b>	<b>10</b>	<b>2</b>	<b>2</b>	<b>4</b>	<b>35</b>
<b>2</b>		<b>RUS - Russian Federation</b>											
	61A	LAKTIONOVA Elena	2	5	0	0	1	1	1	0	3	2	
	61B	FURMAN Evgeniia	4	2	2	4	0	3	0	3	2	1	
	61C	KRAVCHENKO Olga	5	5	4	1	2	6	0	3	1	1	
	61D	KRIVOSHCHEKOVA Taisia	3	0	0	0	2	2	4	1	0	1	
	61E	TUSHEVA Elena	0	2	1	0	2	1	0	0	1	0	
		<b>Total</b>	<b>9</b>	<b>9</b>	<b>3</b>	<b>1</b>	<b>5</b>	<b>7</b>	<b>1</b>	<b>4</b>	<b>4</b>	<b>3</b>	<b>46</b>
<b>3</b>		<b>BLR - Republic of Belarus</b>											
	60A	NALIVAICA Tatsiana	5	2	1	3	4	0	4	2	1	1	
	60B	NIKITSIUK Nataliya	1	2	1	1	0	0	1	0	0	0	
	60C	SHASTAKOVICH Darja	3	0	1	2	2	1	1	3	2	1	
	60D	FIODARAVA Yuliya	2	1	2	2	1	1	4	0	1	4	
	60E	KOTAVA Valeryia	0	1	3	2	5	4	1	3	2	1	
		<b>Total</b>	<b>6</b>	<b>4</b>	<b>5</b>	<b>7</b>	<b>7</b>	<b>2</b>	<b>7</b>	<b>5</b>	<b>4</b>	<b>3</b>	<b>50</b>
<b>4</b>		<b>FRA - The French Republic</b>											
	59A	FERRAND Deborah	2	1	1	2	1	3	0	3	2	0	
	59B	TEXIER Stephanie	1	3	0	2	4	0	4	1	0	1	
	59C	OLLIVIER de PURY Leocadie	2	0	3	0	0	1	2	0	1	4	
	59D	MONATE Marie	3	1	7	1	3	1	1	3	2	3	
	59E	DELECROIX Adeline	4	2	4	2	1	2	3	3	4	6	
		<b>Total</b>	<b>8</b>	<b>4</b>	<b>11</b>	<b>5</b>	<b>5</b>	<b>4</b>	<b>6</b>	<b>7</b>	<b>5</b>	<b>8</b>	<b>63</b>
<b>5</b>		<b>MAR - The Kingdom of Morocco</b>											
	58A	NOUFEL Ikram	2	3	6	3	3	4	1	1	3		
	58B	MAHNINE Samira	0	1	3	3	4	11	3	4	4		
	58C	EL ABIAD Fatima Zahra	0	4	3	4	2	2	7	6	1		
	58D	ZGHARI Ouafae	0	17	4	2	2	3	6	3	3		
	58E	LAHMAR Malika	4	4	3	1	7	1	3	2	7		





## Results - Team Accuracy 成绩公告

Rank	Bib	Nation Name	R1	R2	R3	R4	R5	R6	R7	R8	R9	R10
		<b>Total</b>	2	25	13	9	14	17	13	10	14	<b>117</b>
<b>6</b>		<b>POL - The Republic of Poland</b>										
	52A	WEISNER Agnieszka	0	3	1	1	2	6	18	5	0	
	52B	WESOLOWSKA Ewa	0	4	5	4	1	0	3	0	0	
	52C	RACZKIEWICZ Iwona	0	8	17	14	1	6	1	2	2	
	52D	PACZEK KRAWCZAK Irena	3	1	2	0	6	2	2	2	1	
		<b>Total</b>	3	16	25	19	10	14	24	9	3	<b>123</b>
<b>7</b>		<b>KOR - Republic of Korea</b>										
	57A	LEE Jisun	9	3	3	5	0	15	3	4	3	
	57B	KIM Seongmi	2	2	<del>4</del> 8	3	<del>4</del> 5	4	10	0	9	
	57C	PARK Yiseul	1	6	4	18	4	15	19	0	<del>4</del> 7	
	57D	LEE Hyewon(J)	<del>4</del> 8	<del>4</del> 9	6	<del>4</del> 8	6	<del>4</del> 9	<del>4</del> 9	<del>4</del> 8	4	
	57E	LEE Hyunji	15	18	3	4	3	4	1	3	1	
		<b>Total</b>	27	29	16	30	13	38	33	7	17	<b>210</b>
<b>8</b>		<b>INA - Republic of Indonesia</b>										
	56A	DEWI Ni Putu Irma Purnama	3	17	5	1	<del>4</del> 7	8	17	2	1	
	56B	WIJAYANTI Anggi Triana	2	3	<del>4</del> 4	16	0	2	14	<del>4</del> 4	<del>4</del> 3	
	56C	HANDRIYANI Ayu Fitria	<del>4</del> 7	<del>4</del> 8	6	18	10	<del>4</del> 8	<del>4</del> 9	4	2	
	56D	FRANSISKA Bernanda	14	2	3	0	2	3	4	2	2	
	56E	ALVIONITA Dessy	7	13	3	<del>4</del> 8	5	3	17	5	4	
		<b>Total</b>	26	35	17	35	17	16	52	13	9	<b>220</b>
<b>9</b>		<b>THA - The Kingdom of Thailand</b>										
	51A	CHAICHANA Varaporn	1	3	17	<del>4</del> 8	5	8	5	3		
	51B	JUNLED Kanphitcha	4	3	11	6	18	3	0	8		
	51C	DUANGSAART Ananya	17	2	8	6	7	4	3	12		
	51D	SRISUWAN Putraksa	0	18	12	3	0	6	3	5		
	51E	MAYAMAT Putthachat	<del>4</del> 8	<del>4</del> 9	<del>4</del> 7	17	<del>4</del> 8	<del>4</del> 9	<del>4</del> 9	<del>4</del> 9		
		<b>Total</b>	22	26	48	32	30	21	11	28		<b>218</b>
<b>10</b>		<b>BRA - The Federative Republic of Brazil</b>										
	55A	LIGIA Ana	5	18	2	4	1	19	5	1		
	55B	DAIKUBARA Mileide	<del>4</del> 8	<del>4</del> 8	<del>4</del> 7	17	<del>4</del> 9	19	19	<del>4</del> 9		
	55C	MOREIRA Isabella	6	17	4	2	9	9	6	17		
	55D	NEVES Cassia	17	5	1	<del>4</del> 8	1	<del>4</del> 9	<del>4</del> 9	16		
	55E	SOUZA Juliana	3	4	3	5	17	8	2	0		



**Parachuting Venue at Wuhan Hannan General Airport**  
 武汉汉南通用航空机场跳伞场地

SAT 26 OCT 2019  
 Start Time 09:55

**Parachuting**  
 跳伞  
**Women's Team Accuracy**  
 女子集体定点  
**Final**  
 决赛



**Results - Team Accuracy**  
 成绩公告

Rank	Bib	Nation Name	R1	R2	R3	R4	R5	R6	R7	R8	R9	R10
		<b>Total</b>	31	44	10	28	28	55	32	34		<b>262</b>

**Legend:**

**Rn** Round Number



Results - Individual Accuracy  
成绩公告

Rank	Bib	Name	Nation	R1	R2	R3	R4	R5	R6	R7	R8	TOTAL
1	62E	XING Yaping(J)	CHN	1	0	0	1	0	0	0	0	2
2	65A	YANG Mei(J)	CHN	1	1	0	2	0	4	1	1	10
3	65D	ELKINA Mariia(J)	RUS	2	1	1	1	3	1	1	1	11
4	65E	FOMINYKH Kseniia(J)	RUS	3	2	0	0	0	5	1	2	13
5	67E	GUSTKE Tatjana(J)	GER	3	18	2	6	2	1	0	1	33
6	67D	HECK Laura(J)	GER	8	17	18	2	3	0	0	3	51
7	57D	LEE Hyewon(J)	KOR	18	19	6	18	6	19	19	18	123
8	65C	AZIZ Safira Labaika Nur(J)	INA	18	18	18	13	19	19	19	19	143
9	65B	TISMAENAH Tismaenah(J)	INA	17	18	17	18	19	19	19	19	146

Legend:

Rn Round Number





Results - Individual Overall  
成绩公告

Rank	Bib	Name	Nation	Overall Points	Rank Accuracy	Rank Style
1	62E	XING Yaping(J)	CHN	2	1	1
2	65D	ELKINA Mariia(J)	RUS	5	3	2
*3	65E	FOMINYKH Kseniia(J)	RUS	7	4	3
*4	65A	YANG Mei(J)	CHN	7	2	5
5	67E	GUSTKE Tatjana(J)	GER	9	5	4
6	67D	HECK Laura(J)	GER	12	6	6

Legend:

\* After Tie Breaking Jumps



Parachuting Venue at Wuhan Hannan General Airport  
武汉汉南通用航空机场跳伞场地

TUE 22 OCT 2019  
Start Time 08:40

Parachuting  
跳伞  
Women's Individual Junior Style  
女子青年个人特技  
Final  
决赛



Results - Style  
成绩公告

Rank	Bib	Name	Nation	R1	R2	R3	R4	R5	TOTAL
1	62E	XING Yaping(J)	CHN	6.99	7.86	6.55	7.27	6.82	35.49
2	65D	ELKINA Mariia(J)	RUS	7.41	8.07	8.62	7.53	7.55	39.18
3	65E	FOMINYKH Kseniia(J)	RUS	8.51	7.95	7.83	8.11	-	32.40
4	67E	GUSTKE Tatjana(J)	GER	7.94	8.43	8.18	8.11	-	32.66
5	65A	YANG Mei(J)	CHN	9.80	8.86	7.89	8.75	-	35.30
6	67D	HECK Laura(J)	GER	8.59	9.69	9.49	-	-	27.77

Legend:

Rn Round Number





## Results - Formation Skydive 成绩公告

Rank	Team	Nation	R1	R2	R3	R4	R5	R6	R7	R8	TOTAL
1	The Kingdom of Morocco	MAR	17	27	27	21	22	26	27	25	192
2	The People's Republic of China	CHN	23	24	27	22	24	24	24	21	189
3	Russian Federation	RUS	22	22	22	18	20	22	23	16	165
4	Republic of Korea	KOR	18	24	15	18	19	23	24	18	159
5	The French Republic	FRA	16	22	21	19	16	22	21	-	137
6	Republic of Belarus	BLR	20	16	21	19	18	16	19	-	129
7	The Federative Republic of Brazil	BRA	18	16	18	15	14	19	19	-	119
8	Republic of Indonesia	INA	8	8	9	13	10	11	15	-	74

**Legend:**

**Rn** Round Number





## Medallists by Event

奖牌获得者(按项目排列)

As of TUE 22 OCT 2019

AFTER 2 OR 2 EVENTS

Event	Date	Medal	Name	NAT Code
Women 470 Class Race	TUE 22 OCT	Gold	J. OGAR A. SKRZYPULEC	POL
		Silver	A. RETORNAZ C. LECOINTRE	FRA
		Bronze	T. MRAK V. MACAROL	SLO
Mixed 470 Class Race	TUE 22 OCT	Gold	A. BARBACHAN G. DZIOUBANOV	BRA
		Silver	L. DMITRIEVA P. SOZYKIN	RUS
		Bronze	B. CARUSO G. FERRARI	ITA



## Fleet Overall

### 总成绩公告

As of TUE 22 OCT 2019

AFTER 7 RACES

Rank	Name	Gender	Pos.	NAT Code	Point per Race										Medal Race Pts	Total Pts	Net Pts
					1	2	3	4	5	6	7	8	9	10			
1	A. BARBACHAN G. DZIOUBANOV	F M	C H	BRA	1	(5)	1	2	1	1	2					13	8
2	L. DMITRIEVA P. SOZYKIN	F M	C H	RUS	2	1	3	5	(7)	2	4					24	17
3	B. CARUSO G. FERRARI	F M	C H	ITA	5	2	5	1	4	4	(6)					27	21
4	J. MION M. LEFORT	M F	C H	FRA	3	(12) DSQ	2	4	2	6	5					34	22
5	A. KOSHOVA B. SHVETS	F M	C H	UKR	4	4	(6)	3	6	3	3					29	23
6	XU Y. XU Z.	F M	C H	CHN	(6)	3	4	6	5	5	1					30	24
7	F. STAGE NIELSEN K.M. VERNER	M F	C H	DEN	8	6	8	7	3	7	(10)					49	39
8	I.D. RAHMAWATI B.M.H. SANJAYA	F M	C H	INA	9	8	7	8	(10)	9	7					58	48
9	C.A. ROSALES NUNEZ E. POMARES MORENO	F M	C H	ESP	7	7	9	(10)	9	8	8					58	48
10	WEERAKKODI PATHIR. NAWELA MAHAGAMA R.	F M	C H	SRI	10	9	(12) DNF	9	8	11	9					68	56
11	K.GARCIA SOLORZANO S.M. OSAWA PUICON	F M	C H	ECU	11	(12) DNF	12 DNF	11	12 DNF	10	11					79	67

#### Note:

At the Medal Race, points are doubled (e.g. the first boat scores 2 points, second boat scores 4,...)

#### Legend:

( )	Excluded score	H	Helm	C	Crew
F	Female	M	Male	Pos.	Position
Pts	Points	BFD	Black Flag Disqualification	DGM	Disqualification for Gross Misconduct
DNC	Did Not Come to the starting area	DNE	Disqualification Not Excludable	DNF	Did Not Finish
DNS	Did Not Start	DPI	Discretionary Penalty Imposed	DSQ	Disqualification
OCS	On Course Side	RDG	Redress Given	RET	Retired
SCP	Scoring Penalty	STP	Standard Penalty	UFD	"U" Flag Disqualification
ZFP	Z Flag Penalty				





## Fleet Overall

### 总成绩公告

As of TUE 22 OCT 2019

AFTER 7 RACES

Rank	Name	Gender	Pos.	NAT Code	Point per Race										Medal Race Pts	Total Pts	Net Pts
					1	2	3	4	5	6	7	8	9	10			
1	J. OGAR A. SKRZYPULEC	F F	C H	POL	(8)	1	2	1	3	2	3					20	12
2	A. RETORNAZ C. LECOINTRE	F F	C H	FRA	2	3	1	4	(7)	1	2					20	13
3	T. MRAK V. MACAROL	F F	C H	SLO	5	5	(6)	3	1	6	1					27	21
4	A. DUBBINI B. di SALLE	F F	C H	ITA	3	(7)	3	2	5	5	5					30	23
5	GAO H. WEI M.	F F	C H	CHN	(7)	2	5	5	4	3	7					33	26
6	CHERNIAKHOVSKAIA A. KIRILIUK	F F	C H	RUS	6	4	4	6	2	(7)	4					33	26
7	A. SILVA G. SILVA	F F	C H	BRA	1	6	(7)	7	6	4	6					37	30
8	A. KYSELOVA A. SYNHAIEVSKA	F F	C H	UKR	4	(8)	8	8	8	8	8					52	44
9	R.R. SAHBA D. SUNDARI	F F	C H	INA	(10) RET	10 DNF	10 DNF	10 DNF	10 RET	9	9					68	58

#### Note:

At the Medal Race, points are doubled (e.g. the first boat scores 2 points, second boat scores 4,...)

#### Legend:

( )	Excluded score	H	Helm	C	Crew
F	Female	M	Male	Pos.	Position
Pts	Points	BFD	Black Flag Disqualification	DGM	Disqualification for Gross Misconduct
DNC	Did Not Come to the starting area	DNE	Disqualification Not Excludable	DNF	Did Not Finish
DNS	Did Not Start	DPI	Discretionary Penalty Imposed	DSQ	Disqualification
OCS	On Course Side	RDG	Redress Given	RET	Retired
SCP	Scoring Penalty	STP	Standard Penalty	UFD	"U" Flag Disqualification
ZFP	Z Flag Penalty				



Results  
比赛成绩

Rank	Bib No.	Name	Nation Code	Position	Series		Sub Total	Total	Remarks
					1	2			
1	860	EKIMOV Leonid	RUS	10 sec	99	99	198	<b>590 -26x</b>	
				8 sec	99	97	196		
				6 sec	99	97	196		
2	622	KOROSTYLOV Pavlo	UKR	10 sec	100	98	198	<b>589 -24x</b>	
				8 sec	99	100	199		
				6 sec	94	98	192		
3	572	TEHAN Tomas	CZE	10 sec	99	98	197	<b>586 -25x</b>	<b>S-off:49</b>
				8 sec	98	98	196		
				6 sec	96	97	193		
4	620	PETRIV Oleksandr	UKR	10 sec	99	97	196	<b>586 -27x</b>	<b>S-off:47</b>
				8 sec	99	95	194		
				6 sec	98	98	196		
5	383	PARK Junwoo	KOR	10 sec	98	100	198	<b>586 -22x</b>	<b>S-off:47</b>
				8 sec	98	99	197		
				6 sec	95	96	191		
6	035	HOVD Lasse	NOR	10 sec	99	96	195	<b>585 -25x</b>	
				8 sec	96	99	195		
				6 sec	96	99	195		
7	682	XIE Zhenxiang	CHN	10 sec	97	99	196	<b>585 -23x</b>	
				8 sec	99	96	195		
				6 sec	98	96	194		
8	193	ERBS Ernests	LAT	10 sec	99	97	196	<b>585 -21x</b>	
				8 sec	98	99	197		
				6 sec	96	96	192		
9	582	QUIQUAMPOIX Jean	FRA	10 sec	99	96	195	<b>584 -26x</b>	
				8 sec	97	96	193		
				6 sec	97	99	196		
10	405	GOMEZ SALAZAR Douglas Enrique	VEN	10 sec	97	98	195	<b>584 -25x</b>	
				8 sec	97	98	195		
				6 sec	99	95	194		
11	680	YAO Zhaonan	CHN	10 sec	97	98	195	<b>584 -21x</b>	
				8 sec	96	99	195		
				6 sec	96	98	194		
12	661	IULICA MARIAN Cazan	ROU	10 sec	96	98	194	<b>584 -18x</b>	
				8 sec	98	99	197		
				6 sec	94	99	193		
13	623	HORODYNETS Maksym	UKR	10 sec	98	97	195	<b>584 -17x</b>	
				8 sec	99	97	196		
				6 sec	95	98	193		
14	859	KLIMOV Aleksei	RUS	10 sec	99	98	197	<b>583 -23x</b>	
				8 sec	98	97	195		
				6 sec	95	96	191		
15	681	JIN Yongde	CHN	10 sec	99	100	199	<b>583 -14x</b>	
				8 sec	98	97	195		
				6 sec	95	94	189		

Results  
比赛成绩

Rank	Bib No.	Name	Nation Code	Position	Series		Sub Total	Total	Remarks
					1	2			
16	299	GEIS Oliver Horst	GER	10 sec	96	94	190		
				8 sec	98	100	198		
				6 sec	95	99	194	<b>582 -24x</b>	
17	678	GAO Zheng	CHN	10 sec	98	98	196		
				8 sec	98	98	196		
				6 sec	97	93	190	<b>582 -21x</b>	
18	080	HAN Wi Chol	PRK	10 sec	98	97	195		
				8 sec	99	98	197		
				6 sec	98	92	190	<b>582 -20x</b>	
19	630	MILIWEK Oskar	POL	10 sec	98	98	196		
				8 sec	97	97	194		
				6 sec	98	93	191	<b>581 -22x</b>	
20	510	ALHASHMI Said Muslem Khalfan	OMA	10 sec	98	96	194		
				8 sec	96	99	195		
				6 sec	95	97	192	<b>581 -19x</b>	
21	335	GHULAM MUSTAFA BASHIR	PAK	10 sec	99	97	196		
				8 sec	98	97	195		
				6 sec	93	97	190	<b>581 -19x</b>	
22	581	DAUMAL Fabrice	FRA	10 sec	98	98	196		
				8 sec	98	96	194		
				6 sec	95	96	191	<b>581 -19x</b>	
23	384	KOH Eunsuk	KOR	10 sec	97	98	195		
				8 sec	95	99	194		
				6 sec	97	95	192	<b>581 -19x</b>	
24	631	PODGORSKI Radoslaw	POL	10 sec	95	98	193		
				8 sec	96	98	194		
				6 sec	98	96	194	<b>581 -12x</b>	
25	852	GURYANOV Anton	RUS	10 sec	99	96	195		
				8 sec	100	97	197		
				6 sec	96	93	189	<b>581 -10x</b>	
26	652	RAJAT KUMAR YADAV	IND	10 sec	99	95	194		
				8 sec	96	98	194		
				6 sec	96	96	192	<b>580 -22x</b>	
27	720	HA Minh Thanh	VIE	10 sec	95	97	192		
				8 sec	98	96	194		
				6 sec	96	98	194	<b>580 -14x</b>	
28	260	AUPRICH Andreas Erich	AUT	10 sec	96	98	194		
				8 sec	94	97	191		
				6 sec	97	97	194	<b>579 -23x</b>	
29	656	GURPREET SINGH	IND	10 sec	96	99	195		
				8 sec	98	97	195		
				6 sec	94	95	189	<b>579 -13x</b>	
30	381	PARK Jung Woo	KOR	10 sec	97	98	195		
				8 sec	97	96	193		
				6 sec	92	98	190	<b>578 -22x</b>	



**Results**  
 比赛成绩

Rank	Bib No.	Name	Nation Code	Position	Series		Sub Total	Total	Remarks
					1	2			
31	701	OLESK Peeter	EST	10 sec	96	99	195	<b>577 -21x</b>	
				8 sec	99	96	195		
				6 sec	94	93	187		
32	330	MUHAMMAD KHALIL AKHTAR	PAK	10 sec	96	96	192	<b>577 -20x</b>	
				8 sec	97	95	192		
				6 sec	96	97	193		
33	585	GREFFIER Clement	FRA	10 sec	100	96	196	<b>577 -17x</b>	
				8 sec	100	96	196		
				6 sec	93	92	185		
34	505	ALBALUSHI Muad darwish abdulrahman	OMA	10 sec	99	95	194	<b>576 -22x</b>	
				8 sec	98	97	195		
				6 sec	91	96	187		
35	574	FIALA Josef	CZE	10 sec	95	96	191	<b>576 -5x</b>	
				8 sec	94	95	189		
				6 sec	99	97	196		
36	775	KILIC Murat	TUR	10 sec	93	100	193	<b>574 -13x</b>	
				8 sec	96	99	195		
				6 sec	91	95	186		
37	081	KIM Hyon Ung	PRK	10 sec	99	96	195	<b>574 -13x</b>	
				8 sec	96	97	193		
				6 sec	93	93	186		
38	654	YOGESH SINGH	IND	10 sec	95	99	194	<b>574 -10x</b>	
				8 sec	96	96	192		
				6 sec	91	97	188		
39	705	VIROLAINEN Reijo	EST	10 sec	95	99	194	<b>574 -10x</b>	
				8 sec	98	96	194		
				6 sec	93	93	186		
40	262	PAVLIS Karl	AUT	10 sec	95	93	188	<b>573 -14x</b>	
				8 sec	99	94	193		
				6 sec	96	96	192		
41	034	EKEBERG Eirik Sjemmedal	NOR	10 sec	96	98	194	<b>573 -12x</b>	
				8 sec	93	98	191		
				6 sec	94	94	188		
42	382	KIM Jinil	KOR	10 sec	100	97	197	<b>572 -25x</b>	
				8 sec	96	97	193		
				6 sec	92	90	182		
43	345	LOETSCHER Sandro	SUI	10 sec	94	97	191	<b>572 -16x</b>	
				8 sec	96	98	194		
				6 sec	90	97	187		
44	815	IENGO Jose	BRA	10 sec	95	100	195	<b>572 -16x</b>	
				8 sec	95	96	191		
				6 sec	91	95	186		
45	221	TRUELSSON Jan	DEN	10 sec	98	95	193	<b>571 -12x</b>	
				8 sec	94	97	191		
				6 sec	92	95	187		

Results  
比赛成绩

Rank	Bib No.	Name	Nation Code	Position	Series		Sub Total	Total	Remarks
					1	2			
46	633	WAWRZONOWSKI Tomasz	POL	10 sec	98	97	195		
				8 sec	93	95	188		
				6 sec	92	96	188	<b>571 -9x</b>	
47	365	CAMBESES ALONSO Tomas	ESP	10 sec	93	96	189		
				8 sec	96	97	193		
				6 sec	95	93	188	<b>570 -19x</b>	
48	102	TAHERI ROUZBANANI Mohammadreza	IRI	10 sec	96	99	195		
				8 sec	94	91	185		
				6 sec	93	97	190	<b>570 -18x</b>	
49	082	RYU Kum Il	PRK	10 sec	99	95	194		
				8 sec	95	94	189		
				6 sec	92	95	187	<b>570 -15x</b>	
50	632	DANILUK Piotr	POL	10 sec	99	98	197		
				8 sec	96	95	191		
				6 sec	86	95	181	<b>569 -20x</b>	
51	892	SUTEJA Dewa Putu Yadi	INA	10 sec	94	95	189		
				8 sec	96	97	193		
				6 sec	98	89	187	<b>569 -12x</b>	
52	540	PERALTA ENCISO Alex Fernan	COL	10 sec	96	96	192		
				8 sec	95	97	192		
				6 sec	94	91	185	<b>569 -9x</b>	
53	750	ALTAMIRANO Kevin	PER	10 sec	91	98	189		
				8 sec	94	95	189		
				6 sec	95	95	190	<b>568 -12x</b>	
54	100	GHIASI Alireza	IRI	10 sec	96	97	193		
				8 sec	90	96	186		
				6 sec	92	95	187	<b>566 -16x</b>	
55	528	ALFAILAKAWI Othman	KUW	10 sec	90	94	184		
				8 sec	99	97	196		
				6 sec	89	96	185	<b>565 -17x</b>	
56	722	DAU van Dong	VIE	10 sec	96	97	193		
				8 sec	97	96	193		
				6 sec	88	90	178	<b>564 -15x</b>	
57	083	JANG Ji Won	PRK	10 sec	98	97	195		
				8 sec	96	94	190		
				6 sec	90	89	179	<b>564 -11x</b>	
58	810	ALMEIDA Julio	BRA	10 sec	94	93	187		
				8 sec	96	97	193		
				6 sec	90	93	183	<b>563 -16x</b>	
59	489	JANTTI Jorma	FIN	10 sec	98	97	195		
				8 sec	93	94	187		
				6 sec	90	91	181	<b>563 -10x</b>	
60	261	KOELTRINGER Heinz	AUT	10 sec	98	98	196		
				8 sec	98	96	194		
				6 sec	84	89	173	<b>563 -9x</b>	



**Results**  
 比赛成绩

Rank	Bib No.	Name	Nation Code	Position	Series		Sub Total	Total	Remarks
					1	2			
61	774	KESKIN Yavuz	TUR	10 sec	93	88	181	<b>561 -17x</b>	
				8 sec	97	96	193		
				6 sec	91	96	187		
62	151	MUDRINIC Sasa	SRB	10 sec	94	93	187	<b>560 -14x</b>	
				8 sec	92	94	186		
				6 sec	92	95	187		
63	780	DRMIC Vatroslav	CRO	10 sec	96	93	189	<b>560 -12x</b>	
				8 sec	97	95	192		
				6 sec	85	94	179		
64	168	ALDOSARI SAFAR M	KSA	10 sec	95	91	186	<b>560 -9x</b>	
				8 sec	97	97	194		
				6 sec	89	91	180		
65	194	STRAUTMANIS Lauris	LAT	10 sec	87	96	183	<b>559 -16x</b>	
				8 sec	97	95	192		
				6 sec	92	92	184		
66	172	CARLSSON Per	SWE	10 sec	93	95	188	<b>559 -8x</b>	
				8 sec	96	93	189		
				6 sec	95	87	182		
67	710	OYUN Tuguldur	MGL	10 sec	96	94	190	<b>555 -13x</b>	
				8 sec	91	92	183		
				6 sec	91	91	182		
68	790	KUDZI Vitali	BLR	10 sec	93	93	186	<b>554 -13x</b>	
				8 sec	94	91	185		
				6 sec	90	93	183		
69	880	SANTOS Antonio	POR	10 sec	96	95	191	<b>550 -14x</b>	
				8 sec	91	95	186		
				6 sec	92	81	173		
70	454	BROUWER Gerardus	NED	10 sec	91	95	186	<b>550 -8x</b>	
				8 sec	91	93	184		
				6 sec	94	86	180		
71	320	ANDRADE Pablo	CHI	10 sec	93	93	186	<b>545 -9x</b>	
				8 sec	94	88	182		
				6 sec	86	91	177		
72	116	ALHAMMADI Abdulla	UAE	10 sec	98	95	193	<b>543 -11x</b>	
				8 sec	82	90	172		
				6 sec	87	91	178		
73	470	KIES Tom	LUX	10 sec	93	92	185	<b>538 -6x</b>	
				8 sec	84	93	177		
				6 sec	89	87	176		
74	050	HTET Han Min	MYA	10 sec	75	67	142	<b>499 -4x</b>	
				8 sec	85	87	172		
				6 sec	90	95	185		



WUHAN 2019  
7th CISM Military World Games

Caidian National Defense Park Shooting Venue  
蔡甸国防园射击场馆

SUN 20 OCT 2019  
Start Time 9:00

Shooting  
射击

25m Military Rapid Fire Pistol Men - Individual  
男子25米手枪军事速射个人



## Results 比赛成绩

<b>Legend:</b>	
<b>No.</b> Number	x Inner ten



Team Results  
团体成绩

Rank	Bib No.	Name	Stage	Series		Sub Total	Total	Remarks
				1	2			
1	<b>CHN - China</b>			<b>294</b>	<b>296</b>	<b>590</b>		
				<b>292</b>	<b>289</b>	<b>581</b>		
				<b>289</b>	<b>287</b>	<b>576</b>	<b>1747 -58x</b>	
	682	XIE Zhenxiang	10 sec	99	100	199		
			8 sec	99	99	198		
			6 sec	95	93	188	585 -15x	
	681	JIN Yongde	10 sec	98	98	196		
			8 sec	99	95	194		
			6 sec	97	96	193	583 -24x	
	680	YAO Zhaonan	10 sec	97	98	195		
			8 sec	94	95	189		
			6 sec	97	98	195	579 -19x	
2	<b>RUS - Russian</b>			<b>297</b>	<b>294</b>	<b>591</b>		
				<b>293</b>	<b>287</b>	<b>580</b>		
				<b>292</b>	<b>280</b>	<b>572</b>	<b>1743 -61x</b>	
	859	KLIMOV Aleksei	10 sec	98	97	195		
			8 sec	99	97	196		
			6 sec	99	97	196	587 -25x	
	860	EKIMOV Leonid	10 sec	100	99	199		
			8 sec	98	92	190		
			6 sec	98	95	193	582 -18x	
	852	GURYANOV Anton	10 sec	99	98	197		
			8 sec	96	98	194		
			6 sec	95	88	183	574 -18x	
3	<b>PRK - D.P.R Korea</b>			<b>291</b>	<b>291</b>	<b>582</b>		
				<b>293</b>	<b>295</b>	<b>588</b>		
				<b>283</b>	<b>289</b>	<b>572</b>	<b>1742 -48x</b>	
	082	RYU Kum Il	10 sec	97	97	194		
			8 sec	99	100	199		
			6 sec	98	97	195	588 -13x	
	081	KIM Hyon Ung	10 sec	95	97	192		
			8 sec	97	97	194		
			6 sec	95	96	191	577 -18x	
	080	HAN Wi Chol	10 sec	99	97	196		
			8 sec	97	98	195		
			6 sec	90	96	186	577 -17x	
4	<b>CZE - Czech Republic</b>			<b>293</b>	<b>294</b>	<b>587</b>		
				<b>294</b>	<b>293</b>	<b>587</b>		
				<b>285</b>	<b>281</b>	<b>566</b>	<b>1740 -55x</b>	
	572	TEHAN Tomas	10 sec	98	99	197		
			8 sec	98	100	198		
			6 sec	98	95	193	588 -20x	
	573	SAFRANEK Pavel	10 sec	99	99	198		
			8 sec	99	96	195		
			6 sec	92	94	186	579 -18x	
	574	FIALA Josef	10 sec	96	96	192		
			8 sec	97	97	194		
			6 sec	95	92	187	573 -17x	





Team Results  
团体成绩

Rank	Bib No.	Name	Stage	Series		Sub Total	Total	Remarks
				1	2			
5	<b>FRA - France</b>			<b>292</b>	<b>291</b>	<b>583</b>		
				<b>293</b>	<b>292</b>	<b>585</b>		
				<b>284</b>	<b>287</b>	<b>571</b>	<b>1739 -62x</b>	
	582	QUIQUAMPOIX Jean	10 sec	97	97	194		
			8 sec	100	99	199		
			6 sec	96	98	194	587 -25x	
	581	DAUMAL Fabrice	10 sec	97	98	195		
			8 sec	96	96	192		
			6 sec	95	95	190	577 -16x	
	585	GREFFIER Clement	10 sec	98	96	194		
			8 sec	97	97	194		
			6 sec	93	94	187	575 -21x	
6	<b>KOR - Republic of Korea</b>			<b>292</b>	<b>294</b>	<b>586</b>		
				<b>292</b>	<b>292</b>	<b>584</b>		
				<b>280</b>	<b>289</b>	<b>569</b>	<b>1739 -55x</b>	
	383	PARK Junwoo	10 sec	98	98	196		
			8 sec	99	98	197		
			6 sec	95	93	188	581 -26x	
	382	KIM Jinil	10 sec	97	98	195		
			8 sec	96	97	193		
			6 sec	95	98	193	581 -15x	
	381	PARK Jung Woo	10 sec	97	98	195		
			8 sec	97	97	194		
			6 sec	90	98	188	577 -14x	
7	<b>POL - Poland</b>			<b>291</b>	<b>293</b>	<b>584</b>		
				<b>291</b>	<b>293</b>	<b>584</b>		
				<b>277</b>	<b>284</b>	<b>561</b>	<b>1729 -48x</b>	
	630	MILIWEK Oskar	10 sec	96	98	194		
			8 sec	95	98	193		
			6 sec	96	97	193	580 -19x	
	632	DANILUK Piotr	10 sec	98	99	197		
			8 sec	99	98	197		
			6 sec	92	91	183	577 -17x	
	631	PODGORSKI Radoslaw	10 sec	97	96	193		
			8 sec	97	97	194		
			6 sec	89	96	185	572 -12x	
8	<b>OMA - Oman</b>			<b>285</b>	<b>292</b>	<b>577</b>		
				<b>287</b>	<b>289</b>	<b>576</b>		
				<b>285</b>	<b>284</b>	<b>569</b>	<b>1722 -44x</b>	
	510	ALHASHMI Said Muslem Khalfan	10 sec	98	99	197		
			8 sec	98	99	197		
			6 sec	95	96	191	585 -16x	
	505	ALBALUSHI Muad darwish abdulrahman	10 sec	90	98	188		
			8 sec	97	94	191		
			6 sec	96	96	192	571 -13x	
	504	ALHTALI Jamal Mansoor Nasser	10 sec	97	95	192		
			8 sec	92	96	188		
			6 sec	94	92	186	566 -15x	

Team Results  
团体成绩

Rank	Bib No.	Name	Stage	Series		Sub Total	Total	Remarks
				1	2			
9	<b>NOR - Norway</b>			<b>295</b>	<b>287</b>	<b>582</b>		
				<b>286</b>	<b>285</b>	<b>571</b>		
				<b>280</b>	<b>283</b>	<b>563</b>	<b>1716 -48x</b>	
	035	HOVD Lasse	10 sec	99	99	198		
			8 sec	95	95	190		
			6 sec	94	98	192	580 -21x	
	034	EKEBERG Eirik Sjemmedal	10 sec	99	95	194		
			8 sec	97	93	190		
			6 sec	93	92	185	569 -10x	
	030	AAS Ole Harald	10 sec	97	93	190		
			8 sec	94	97	191		
			6 sec	93	93	186	567 -17x	
10	<b>TUR - Turkey</b>			<b>289</b>	<b>287</b>	<b>576</b>		
				<b>290</b>	<b>288</b>	<b>578</b>		
				<b>287</b>	<b>274</b>	<b>561</b>	<b>1715 -53x</b>	
	774	KESKIN Yavuz	10 sec	97	95	192		
			8 sec	99	98	197		
			6 sec	95	95	190	579 -19x	
	775	KILIC Murat	10 sec	96	97	193		
			8 sec	99	97	196		
			6 sec	95	93	188	577 -22x	
	776	AVCI Yusuf	10 sec	96	95	191		
			8 sec	92	93	185		
			6 sec	97	86	183	559 -12x	
11	<b>LAT - Latvia</b>			<b>281</b>	<b>289</b>	<b>570</b>		
				<b>290</b>	<b>293</b>	<b>583</b>		
				<b>280</b>	<b>282</b>	<b>562</b>	<b>1715 -48x</b>	
	194	STRAUTMANIS Lauris	10 sec	96	97	193		
			8 sec	97	100	197		
			6 sec	96	95	191	581 -20x	
	193	ERBS Ernests	10 sec	96	96	192		
			8 sec	98	97	195		
			6 sec	94	95	189	576 -14x	
	192	ZORGE Rihards	10 sec	89	96	185		
			8 sec	95	96	191		
			6 sec	90	92	182	558 -14x	
12	<b>GER - Germany</b>			<b>289</b>	<b>293</b>	<b>582</b>		
				<b>285</b>	<b>285</b>	<b>570</b>		
				<b>283</b>	<b>277</b>	<b>560</b>	<b>1712 -55x</b>	
	299	GEIS Oliver Horst	10 sec	98	97	195		
			8 sec	97	98	195		
			6 sec	96	95	191	581 -19x	
	298	PIECHACZEK Tobias Dieter	10 sec	95	98	193		
			8 sec	91	94	185		
			6 sec	95	94	189	567 -20x	
	297	HEISE Michael Alfred Anton	10 sec	96	98	194		
			8 sec	97	93	190		
			6 sec	92	88	180	564 -16x	



Team Results  
团体成绩

Rank	Bib No.	Name	Stage	Series		Sub Total	Total	Remarks
				1	2			
13	<b>PAK - Pakistan</b>			<b>291</b>	<b>284</b>	<b>575</b>		
				<b>287</b>	<b>288</b>	<b>575</b>		
				<b>284</b>	<b>277</b>	<b>561</b>	<b>1711 -50x</b>	
	335	GHULAM MUSTAFA BASHIR	10 sec	99	97	196		
			8 sec	97	95	192		
			6 sec	97	93	190	578 -21x	
	330	MUHAMMAD KHALIL AKHTAR	10 sec	98	95	193		
			8 sec	96	95	191		
			6 sec	94	94	188	572 -21x	
	336	ZAFAR IQBAL	10 sec	94	92	186		
			8 sec	94	98	192		
			6 sec	93	90	183	561 -8x	
14	<b>EST - Estonia</b>			<b>290</b>	<b>292</b>	<b>582</b>		
				<b>281</b>	<b>289</b>	<b>570</b>		
				<b>285</b>	<b>274</b>	<b>559</b>	<b>1711 -40x</b>	
	701	OLESK Peeter	10 sec	98	99	197		
			8 sec	95	99	194		
			6 sec	98	94	192	583 -19x	
	705	VIROLAINEN Reijo	10 sec	99	96	195		
			8 sec	93	99	192		
			6 sec	95	88	183	570 -13x	
	702	RAUKAS Fred	10 sec	93	97	190		
			8 sec	93	91	184		
			6 sec	92	92	184	558 -8x	
15	<b>IRI - Islamic Rep. of Iran</b>			<b>288</b>	<b>292</b>	<b>580</b>		
				<b>284</b>	<b>291</b>	<b>575</b>		
				<b>278</b>	<b>277</b>	<b>555</b>	<b>1710 -55x</b>	
	100	GHIASI Alireza	10 sec	98	97	195		
			8 sec	95	97	192		
			6 sec	93	96	189	576 -22x	
	102	TAHERI ROUZBANANI Mohammadreza	10 sec	92	97	189		
			8 sec	95	97	192		
			6 sec	94	95	189	570 -15x	
	106	FOROUGHJI Javad	10 sec	98	98	196		
			8 sec	94	97	191		
			6 sec	91	86	177	564 -18x	
16	<b>IND - India</b>			<b>293</b>	<b>291</b>	<b>584</b>		
				<b>286</b>	<b>290</b>	<b>576</b>		
				<b>266</b>	<b>284</b>	<b>550</b>	<b>1710 -52x</b>	
	656	GURPREET SINGH	10 sec	100	99	199		
			8 sec	95	97	192		
			6 sec	88	97	185	576 -26x	
	654	YOGESH SINGH	10 sec	96	99	195		
			8 sec	96	96	192		
			6 sec	90	92	182	569 -11x	
	653	OMKAR SINGH	10 sec	97	93	190		
			8 sec	95	97	192		
			6 sec	88	95	183	565 -15x	

Team Results  
团体成绩

Rank	Bib No.	Name	Stage	Series		Sub Total	Total	Remarks
				1	2			
17	AUT - Austria			289	284	573		
				282	291	573		
				271	287	558	1704 -36x	
262	PAVLIS Karl	10 sec	96	98	194			
		8 sec	96	99	195			
		6 sec	91	97	188	577 -8x		
260	AUPRICH Andreas Erich	10 sec	97	93	190			
		8 sec	97	97	194			
		6 sec	91	94	185	569 -14x		
265	TIEFENTHALER Christoph	10 sec	96	93	189			
		8 sec	89	95	184			
		6 sec	89	96	185	558 -14x		
18	SUI - Switzerland			288	279	567		
				285	291	576		
				277	280	557	1700 -45x	
345	LOETSCHER Sandro	10 sec	100	96	196			
		8 sec	97	97	194			
		6 sec	95	97	192	582 -24x		
343	DEMIERRE Steve Daniel	10 sec	98	91	189			
		8 sec	97	98	195			
		6 sec	94	88	182	566 -14x		
344	DIETHELM Dylan	10 sec	90	92	182			
		8 sec	91	96	187			
		6 sec	88	95	183	552 -7x		
19	DEN - Denmark			285	291	576		
				278	283	561		
				279	284	563	1700 -32x	
221	TRUELSSON Jan	10 sec	97	96	193			
		8 sec	93	92	185			
		6 sec	94	96	190	568 -11x		
220	GEJL Allan	10 sec	95	98	193			
		8 sec	92	96	188			
		6 sec	93	94	187	568 -10x		
222	JENSEN John Errebo	10 sec	93	97	190			
		8 sec	93	95	188			
		6 sec	92	94	186	564 -11x		
20	BRA - Brazil			282	293	575		
				290	279	569		
				271	280	551	1695 -32x	
810	ALMEIDA Julio	10 sec	93	100	193			
		8 sec	99	95	194			
		6 sec	88	95	183	570 -12x		
815	IENGO Jose	10 sec	97	95	192			
		8 sec	94	95	189			
		6 sec	94	94	188	569 -14x		
818	CHATEAUBRIAN Philippe	10 sec	92	98	190			
		8 sec	97	89	186			
		6 sec	89	91	180	556 -6x		

Team Results  
团体成绩

Rank	Bib No.	Name	Stage	Series		Sub Total	Total	Remarks
				1	2			
21	<b>FIN - Finland</b>			<b>287</b>	<b>284</b>	<b>571</b>		
				<b>279</b>	<b>285</b>	<b>564</b>		
				<b>277</b>	<b>281</b>	<b>558</b>	<b>1693 -39x</b>	
	491	YLINEN Petri	10 sec	96	96	192		
			8 sec	93	95	188		
			6 sec	93	94	187	567 -14x	
	492	KALLIO Joonas	10 sec	97	98	195		
			8 sec	96	94	190		
			6 sec	90	92	182	567 -13x	
	490	TALVITIE Marko	10 sec	94	90	184		
		8 sec	90	96	186			
		6 sec	94	95	189	559 -12x		
22	<b>ESP - Spain</b>			<b>289</b>	<b>289</b>	<b>578</b>		
				<b>271</b>	<b>278</b>	<b>549</b>		
				<b>272</b>	<b>276</b>	<b>548</b>	<b>1675 -42x</b>	
	365	CAMBESES ALONSO Tomas	10 sec	97	98	195		
			8 sec	94	94	188		
			6 sec	93	97	190	573 -19x	
	366	PIROSCIA PENADO Dario	10 sec	96	96	192		
			8 sec	91	94	185		
			6 sec	92	91	183	560 -15x	
	367	GALLEGOS MENDEZ Julio	10 sec	96	95	191		
		8 sec	86	90	176			
		6 sec	87	88	175	542 -8x		
23	<b>VIE - Vietnam</b>			<b>288</b>	<b>293</b>	<b>581</b>		
				<b>289</b>	<b>255</b>	<b>544</b>		
				<b>281</b>	<b>255</b>	<b>536</b>	<b>1661 -46x</b>	
	720	HA Minh Thanh	10 sec	96	98	194		
			8 sec	96	89	185		
			6 sec	94	96	190	569 -15x	
	722	DAU van Dong	10 sec	94	96	190		
			8 sec	95	99	194		
			6 sec	92	93	185	569 -15x	
	721	VU Tien Nam	10 sec	98	99	197		
		8 sec	98	67	165			
		6 sec	95	66	161	523 -16x		
24	<b>BLR - Belarus</b>			<b>279</b>	<b>283</b>	<b>562</b>		
				<b>277</b>	<b>269</b>	<b>546</b>		
				<b>271</b>	<b>266</b>	<b>537</b>	<b>1645 -26x</b>	
	790	KUDZI Vitali	10 sec	93	95	188		
			8 sec	94	88	182		
			6 sec	89	93	182	552 -8x	
	795	BORCHTCHEVSKI Uladzislau	10 sec	97	94	191		
			8 sec	93	90	183		
			6 sec	92	82	174	548 -13x	
	791	ZAICHYK Yauheni	10 sec	89	94	183		
		8 sec	90	91	181			
		6 sec	90	91	181	545 -5x		



Team Results  
团体成绩

Rank	Bib No.	Name	Stage	Series		Sub Total	Total	Remarks
				1	2			
25	KSA - Saudi Arabia			279	281	560		
				283	274	557		
				256	264	520	1637 -30x	
168	ALDOSARI SAFAR M	10 sec	95	97	192			
		8 sec	97	98	195			
		6 sec	89	89	178	565 -12x		
166	ALAMRI MOHAMMED MANA M	10 sec	94	87	181			
		8 sec	95	93	188			
		6 sec	91	94	185	554 -7x		
165	ALENZI REDA	10 sec	90	97	187			
		8 sec	91	83	174			
		6 sec	76	81	157	518 -11x		
26	SRB - Serbia			284	278	562		
				259	265	524		
				274	271	545	1631 -28x	
151	MUDRINIC Sasa	10 sec	97	91	188			
		8 sec	91	90	181			
		6 sec	94	95	189	558 -10x		
152	NIKOLIC Petar	10 sec	92	94	186			
		8 sec	80	94	174			
		6 sec	96	87	183	543 -10x		
150	GRGIC Dimitrije	10 sec	95	93	188			
		8 sec	88	81	169			
		6 sec	84	89	173	530 -8x		
27	CRO - Croatia			272	281	553		
				265	270	535		
				256	265	521	1609 -27x	
780	DRMIC Vatroslav	10 sec	90	94	184			
		8 sec	97	90	187			
		6 sec	86	94	180	551 -15x		
781	PERISIC Tihomir	10 sec	91	91	182			
		8 sec	87	91	178			
		6 sec	90	84	174	534 -4x		
782	POSAVEC Zeljko	10 sec	91	96	187			
		8 sec	81	89	170			
		6 sec	80	87	167	524 -8x		
28	NED - Netherlands			269	274	543		
				270	272	542		
				262	259	521	1606 -20x	
454	BROUWER Gerardus	10 sec	93	88	181			
		8 sec	95	91	186			
		6 sec	88	94	182	549 -4x		
455	KLOK Erwin	10 sec	90	97	187			
		8 sec	87	91	178			
		6 sec	86	92	178	543 -11x		
453	SLOEN Silvano	10 sec	86	89	175			
		8 sec	88	90	178			
		6 sec	88	73	161	514 -5x		

**Team Results**  
 团体成绩

Rank	Bib No.	Name	Stage	Series		Sub Total	Total	Remarks
				1	2			
<b>29</b>	<b>UAE - Utd Arab Emirates</b>			<b>270</b>	<b>271</b>	<b>541</b>		
				<b>248</b>	<b>274</b>	<b>522</b>		
				<b>261</b>	<b>252</b>	<b>513</b>	<b>1576 -21x</b>	
	116	ALHAMMADI Abdulla	10 sec	97	94	191		
			8 sec	84	98	182		
			6 sec	91	81	172	545 -10x	
	113	ALNUAIMI Sultan	10 sec	90	92	182		
			8 sec	84	93	177		
			6 sec	89	91	180	539 -9x	
	114	ALSHEHYARI Fayez	10 sec	83	85	168		
			8 sec	80	83	163		
			6 sec	81	80	161	492 -2x	
<b>30</b>	<b>MYA - Myanmar</b>			<b>259</b>	<b>268</b>	<b>527</b>		
				<b>256</b>	<b>273</b>	<b>529</b>		
				<b>257</b>	<b>261</b>	<b>518</b>	<b>1574 -15x</b>	
	050	HTET Han Min	10 sec	91	90	181		
			8 sec	84	95	179		
			6 sec	88	94	182	542 -5x	
	055	ZAW Myo Thant	10 sec	84	89	173		
			8 sec	90	86	176		
			6 sec	83	92	175	524 -5x	
	052	BO Minn	10 sec	84	89	173		
			8 sec	82	92	174		
			6 sec	86	75	161	508 -5x	
<b>31</b>	<b>VEN - Venezuela</b>			<b>265</b>	<b>229</b>	<b>494</b>		
				<b>232</b>	<b>263</b>	<b>495</b>		
				<b>264</b>	<b>257</b>	<b>521</b>	<b>1510 -38x</b>	
	405	GOMEZ SALAZAR Douglas Enrique	10 sec	99	98	197		
			8 sec	96	97	193		
			6 sec	97	96	193	583 -23x	
	404	GOMEZ SALAZAR Ulises David	10 sec	89	94	183		
			8 sec	83	87	170		
			6 sec	86	88	174	527 -11x	
	401	OROPEZA Rafael	10 sec	77	37	114		
			8 sec	53	79	132		
			6 sec	81	73	154	400 -4x	
<b>32</b>	<b>BEL - Belgium</b>			<b>259</b>	<b>236</b>	<b>495</b>		
				<b>241</b>	<b>255</b>	<b>496</b>		
				<b>248</b>	<b>233</b>	<b>481</b>	<b>1472 -19x</b>	
	243	MICHELIS Daniel	10 sec	95	89	184		
			8 sec	88	86	174		
			6 sec	85	87	172	530 -8x	
	240	HAENEBALCKE Patrick	10 sec	80	89	169		
			8 sec	75	94	169		
			6 sec	84	86	170	508 -7x	
	242	DECOSTER Jorgen	10 sec	84	58	142		
			8 sec	78	75	153		
			6 sec	79	60	139	434 -4x	

Team Results  
团体成绩

Rank	Bib No.	Name	Stage	Series		Sub Total	Total	Remarks
				1	2			
33	<b>UKR - Ukraine</b>			<b>297</b>	<b>275</b>	<b>572</b>		
				<b>226</b>	<b>207</b>	<b>433</b>		
				<b>193</b>	<b>193</b>	<b>386</b>	<b>1391 -58x</b>	
	622	KOROSTYLOV Pavlo	10 sec	98	100	198		
			8 sec	100	99	199		
			6 sec	95	96	191	588 -30x	
	620	PETRIV Oleksandr	10 sec	100	99	199		
			8 sec	96	98	194		
			6 sec	98	97	195	588 -20x	
	621	KOLESNYK Yurii	10 sec	99	76	175		
		8 sec	30	10	40			
		6 sec				215 -8x	<b>DNF</b>	
34	<b>KUW - Kuwait</b>			<b>206</b>	<b>176</b>	<b>382</b>		
				<b>186</b>	<b>185</b>	<b>371</b>		
				<b>169</b>	<b>176</b>	<b>345</b>	<b>1098 -13x</b>	
	528	ALFAILAKAWI Othman	10 sec	93	96	189		
			8 sec	96	97	193		
			6 sec	92	89	181	563 -10x	
	529	ALENEZI Sultan	10 sec	87	80	167		
			8 sec	90	88	178		
			6 sec	77	87	164	509 -3x	
	526	ALENEZI Salman	10 sec	26		26		
		8 sec						
		6 sec				26 -0x	<b>DNF</b>	
<b>PLE - Palestine</b>								
832	ALSADI Sulaiman		10 sec	71	73	144		
			8 sec	73	77	150		
			6 sec	51	72	123	417 -2x	
830	THIAB Osama		10 sec	73	81	154		
			8 sec	70	61	131		
			6 sec	49	62	111	396 -2x	
831	ASHQAR Isaac		10 sec					
			8 sec					
			6 sec					<b>DSQ</b>
<b>SWE - Sweden</b>								
<b>DNS</b>								
172	CARLSSON Per		10 sec	98	96	194		
			8 sec	97	96	193		
			6 sec	93	94	187	574 -10x	
174	NILSSON Mikael		10 sec	95	99	194		
			8 sec	94	94	188		
			6 sec	91	94	185	567 -16x	
173	DANIELSSON Janolov		10 sec					
			8 sec					
			6 sec					<b>DNS</b>





### Team Results

#### 团体成绩

Rank	Bib No.	Name	Stage	Series		Sub Total	Total	Remarks
				1	2			
<b>MGL - Mongolia</b>								<b>DNS</b>
710	OYUN Tuguldur	10 sec	87	88	175			
		8 sec	94	87	181			
		6 sec	94	90	184	540	-7x	
711	BORCHULUUN Dulguun	10 sec	86	92	178			
		8 sec	87	90	177			
		6 sec	79	84	163	518	-5x	
712	GANJARGAL Ganzorig	10 sec						
		8 sec						
		6 sec						<b>DNS</b>
<b>RWA - Rwanda</b>								<b>DNS</b>
410	NZAYISENGA Paul	10 sec						
		8 sec						
		6 sec						<b>DNS</b>
411	KAYIHURA Kennedy	10 sec						
		8 sec						
		6 sec						<b>DNS</b>
412	KARAMAGA Rurangwa	10 sec						
		8 sec						
		6 sec						<b>DNS</b>

<b>Legend:</b>	<b>F</b> Female	<b>M</b> Male	<b>No.</b> Number
----------------	-----------------	---------------	-------------------

Results  
比赛成绩

Rank	Bib No.	Name	Nation Code	Stage	Series			Sub Total	Total	Remarks
					1	2	3			
1	622	KOROSTYLOV Pavlo	UKR	Precision	99	97	96	292	588 -20x	S-off:48+50
				Rapid	98	98	100	296		
2	680	YAO Zhaonan	CHN	Precision	98	98	98	294	588 -25x	S-off:48+47
				Rapid	98	98	98	294		
3	656	GURPREET SINGH	IND	Precision	99	97	95	291	585 -20x	S-off:49
				Rapid	97	100	97	294		
4	681	JIN Yongde	CHN	Precision	97	100	97	294	585 -25x	S-off:44
				Rapid	95	97	99	291		
5	860	EKIMOV Leonid	RUS	Precision	93	98	99	290	584 -14x	
				Rapid	97	100	97	294		
6	654	YOGESH SINGH	IND	Precision	97	95	98	290	583 -22x	
				Rapid	97	99	97	293		
7	106	FOROUGHJI Javad	IRI	Precision	98	97	98	293	583 -21x	
				Rapid	96	98	96	290		
8	859	KLIMOV Aleksei	RUS	Precision	97	94	98	289	583 -19x	
				Rapid	97	98	99	294		
9	678	GAO Zheng	CHN	Precision	96	98	97	291	583 -17x	
				Rapid	98	98	96	292		
10	720	HA Minh Thanh	VIE	Precision	97	99	96	292	582 -25x	
				Rapid	98	97	95	290		
11	260	AUPRICH Andreas Erich	AUT	Precision	98	96	95	289	582 -21x	
				Rapid	97	98	98	293		
12	081	KIM Hyon Ung	PRK	Precision	95	96	96	287	582 -20x	
				Rapid	99	99	97	295		
13	701	OLESK Peeter	EST	Precision	97	97	94	288	581 -20x	
				Rapid	98	98	97	293		
14	705	VIROLAINEN Reijo	EST	Precision	96	97	99	292	581 -14x	
				Rapid	96	97	96	289		
15	082	RYU Kum Il	PRK	Precision	99	96	94	289	580 -28x	
				Rapid	95	97	99	291		
16	335	GHULAM MUSTAFA BASHIR	PAK	Precision	97	96	96	289	580 -18x	
				Rapid	99	96	96	291		
17	653	OMKAR SINGH	IND	Precision	97	93	96	286	579 -25x	
				Rapid	96	98	99	293		
18	632	DANILUK Piotr	POL	Precision	95	96	98	289	578 -22x	
				Rapid	97	95	97	289		
19	572	TEHAN Tomas	CZE	Precision	94	95	93	282	578 -18x	
				Rapid	97	100	99	296		
20	750	ALTAMIRANO Kevin	PER	Precision	96	96	95	287	578 -17x	
				Rapid	95	97	99	291		
21	633	WAWRZONOWSKI Tomasz	POL	Precision	97	96	94	287	578 -15x	
				Rapid	98	98	95	291		



Results  
比赛成绩

Rank	Bib No.	Name	Nation Code	Stage	Series			Sub Total	Total	Remarks
					1	2	3			
22	540	PERALTA ENCISO Alex Fernan	COL	Precision	98	97	95	290		
				Rapid	96	94	97	287	<b>577 -25x</b>	
23	623	HORODYNETS Maksym	UKR	Precision	94	96	96	286		
				Rapid	96	96	99	291	<b>577 -20x</b>	
24	384	KOH Eunsuk	KOR	Precision	97	95	96	288		
				Rapid	94	99	96	289	<b>577 -18x</b>	
25	810	ALMEIDA Julio	BRA	Precision	99	96	96	291		
				Rapid	95	96	95	286	<b>577 -18x</b>	
26	852	GURYANOV Anton	RUS	Precision	96	96	95	287		
				Rapid	98	96	96	290	<b>577 -17x</b>	
27	168	ALDOSARI SAFAR M	KSA	Precision	94	94	98	286		
				Rapid	96	98	97	291	<b>577 -14x</b>	
28	620	PETRIV Oleksandr	UKR	Precision	95	98	96	289		
				Rapid	97	95	96	288	<b>577 -13x</b>	
29	299	GEIS Oliver Horst	GER	Precision	92	94	95	281		
				Rapid	98	100	97	295	<b>576 -23x</b>	
30	492	KALLIO Joonas	FIN	Precision	97	96	96	289		
				Rapid	93	96	98	287	<b>576 -22x</b>	
31	330	MUHAMMAD KHALIL AKHTAR	PAK	Precision	92	95	95	282		
				Rapid	96	99	99	294	<b>576 -20x</b>	
32	382	KIM Jinil	KOR	Precision	95	99	94	288		
				Rapid	98	95	95	288	<b>576 -20x</b>	
33	083	JANG Ji Won	PRK	Precision	98	96	92	286		
				Rapid	95	99	96	290	<b>576 -18x</b>	
34	510	ALHASHMI Said Muslem Khalfan	OMA	Precision	99	97	94	290		
				Rapid	94	96	96	286	<b>576 -15x</b>	
35	861	ISAKOV Mikhail	RUS	Precision	97	93	94	284		
				Rapid	97	97	98	292	<b>576 -14x</b>	
36	345	LOETSCHER Sandro	SUI	Precision	96	94	94	284		
				Rapid	97	99	96	292	<b>576 -12x</b>	
37	220	GEJL Allan	DEN	Precision	93	96	96	285		
				Rapid	97	99	94	290	<b>575 -21x</b>	
38	815	IENGO Jose	BRA	Precision	96	97	93	286		
				Rapid	95	99	95	289	<b>575 -13x</b>	
39	776	AVCI Yusuf	TUR	Precision	93	95	97	285		
				Rapid	97	97	96	290	<b>575 -11x</b>	
40	193	ERBS Ernests	LAT	Precision	94	96	95	285		
				Rapid	95	98	96	289	<b>574 -20x</b>	
41	818	CHATEAUBRIAN Philippe	BRA	Precision	96	96	94	286		
				Rapid	94	98	96	288	<b>574 -16x</b>	
42	722	DAU van Dong	VIE	Precision	95	95	97	287		
				Rapid	91	97	99	287	<b>574 -15x</b>	



Results  
比赛成绩

Rank	Bib No.	Name	Nation Code	Stage	Series			Sub Total	Total	Remarks
					1	2	3			
43	265	TIEFENTHALER Christoph	AUT	Precision	91	95	95	281	<b>574 -15x</b>	
				Rapid	98	99	96	293		
44	383	PARK Junwoo	KOR	Precision	95	95	94	284	<b>573 -18x</b>	
				Rapid	94	97	98	289		
45	405	GOMEZ SALAZAR Douglas Enrique	VEN	Precision	92	94	93	279	<b>572 -15x</b>	
				Rapid	99	96	98	293		
46	880	SANTOS Antonio	POR	Precision	97	96	93	286	<b>571 -20x</b>	
				Rapid	97	95	93	285		
47	381	PARK Jung Woo	KOR	Precision	95	94	92	281	<b>571 -13x</b>	
				Rapid	94	97	99	290		
48	297	HEISE Michael Alfred Anton	GER	Precision	92	95	95	282	<b>570 -20x</b>	
				Rapid	93	97	98	288		
49	100	GHIASI Aloreza	IRI	Precision	93	90	93	276	<b>570 -16x</b>	
				Rapid	97	99	98	294		
50	080	HAN Wi Chol	PRK	Precision	97	95	94	286	<b>570 -14x</b>	
				Rapid	93	95	96	284		
51	050	HTET Han Min	MYA	Precision	94	95	96	285	<b>570 -10x</b>	
				Rapid	93	97	95	285		
52	116	ALHAMMADI Abdulla	UAE	Precision	94	94	95	283	<b>569 -17x</b>	
				Rapid	97	97	92	286		
53	791	ZAICHYK Yauheni	BLR	Precision	95	96	93	284	<b>569 -16x</b>	
				Rapid	95	94	96	285		
54	585	GREFFIER Clement	FRA	Precision	96	95	90	281	<b>568 -20x</b>	
				Rapid	95	99	93	287		
55	661	IULICA MARIAN Cazan	ROU	Precision	88	95	92	275	<b>568 -12x</b>	
				Rapid	97	99	97	293		
56	102	TAHERI ROUZBANANI Mohammadreza	IRI	Precision	93	95	94	282	<b>567 -15x</b>	
				Rapid	95	94	96	285		
57	365	CAMBESES ALONSO Tomas	ESP	Precision	93	92	89	274	<b>566 -17x</b>	
				Rapid	99	98	95	292		
58	174	NILSSON Mikael	SWE	Precision	95	89	92	276	<b>566 -15x</b>	
				Rapid	100	98	92	290		
59	020	KOLEV Nikolay	BUL	Precision	92	94	96	282	<b>566 -14x</b>	
				Rapid	96	94	94	284		
60	030	AAS Ole Harald	NOR	Precision	93	85	94	272	<b>565 -20x</b>	
				Rapid	96	99	98	293		
61	528	ALFAILAKAWI Othman	KUW	Precision	94	94	94	282	<b>564 -16x</b>	
				Rapid	95	92	95	282		
62	151	MUDRINIC Sasa	SRB	Precision	93	97	92	282	<b>564 -15x</b>	
				Rapid	95	95	92	282		
63	455	KLOK Erwin	NED	Precision	93	91	91	275	<b>564 -13x</b>	
				Rapid	97	95	97	289		



Results  
比赛成绩

Rank	Bib No.	Name	Nation Code	Stage	Series			Sub Total	Total	Remarks
					1	2	3			
64	343	DEMIERRE Steve Daniel	SUI	Precision	96	97	97	290	<b>563 -14x</b>	
				Rapid	82	93	98	273		
65	581	DAUMAL Fabrice	FRA	Precision	95	94	96	285	<b>562 -21x</b>	
				Rapid	96	86	95	277		
66	505	ALBALUSHI Muad darwish abdulrahman	OMA	Precision	95	89	94	278	<b>562 -11x</b>	
				Rapid	96	94	94	284		
67	621	KOLESNYK Yurii	UKR	Precision	93	93	94	280	<b>561 -13x</b>	
				Rapid	96	94	91	281		
68	782	POSAVEC Zeljko	CRO	Precision	93	95	95	283	<b>561 -13x</b>	
				Rapid	91	97	90	278		
69	320	ANDRADE Pablo	CHI	Precision	96	91	92	279	<b>560 -11x</b>	
				Rapid	93	95	93	281		
70	212	HERNANDEZ TRAVERSO Ignacio Gaston	URU	Precision	94	93	92	279	<b>551 -12x</b>	
				Rapid	93	91	88	272		
71	721	VU Tien Nam	VIE	Precision	89	91	95	275	<b>551 -8x</b>	
				Rapid	92	96	88	276		
72	892	SUTEJA Dewa Putu Yadi	INA	Precision	89	90	92	271	<b>549 -12x</b>	
				Rapid	96	89	93	278		
73	240	HAENEBALCKE Patrick	BEL	Precision	89	91	88	268	<b>547 -10x</b>	
				Rapid	96	91	92	279		
74	710	OYUN Tuguldur	MGL	Precision	91	88	89	268	<b>539 -9x</b>	
				Rapid	89	89	93	271		
75	470	KIES Tom	LUX	Precision	88	93	95	276	<b>532 -10x</b>	
				Rapid	87	88	81	256		

Legend:

No. Number x Inner ten



## Team Results

### 团体成绩

Rank	Bib No.	Name	Stage	Series			Sub Total	Total	Remarks
				1	2	3			
1	<b>CHN - China</b>			<b>290</b>	<b>290</b>	<b>291</b>	<b>871</b>		
				<b>291</b>	<b>287</b>	<b>295</b>	<b>873</b>	<b>1744 -70x</b>	
	680	YAO Zhaonan	Presice	96	97	97	290		
			Rapid	98	98	99	295	585 -28x	
	681	JIN Yongde	Presice	98	97	97	292		
			Rapid	96	95	98	289	581 -21x	
	678	GAO Zheng	Presice	96	96	97	289		
			Rapid	97	94	98	289	578 -21x	
2	<b>KOR - Republic of Korea</b>			<b>289</b>	<b>290</b>	<b>290</b>	<b>869</b>		
				<b>293</b>	<b>294</b>	<b>285</b>	<b>872</b>	<b>1741 -55x</b>	
	384	KOH Eunsuk	Presice	96	99	97	292		
			Rapid	98	98	98	294	586 -21x	
	383	PARK Junwoo	Presice	98	95	97	290		
			Rapid	97	97	98	292	582 -15x	
	382	KIM Jinil	Presice	95	96	96	287		
			Rapid	98	99	89	286	573 -19x	
3	<b>UKR - Ukraine</b>			<b>287</b>	<b>295</b>	<b>287</b>	<b>869</b>		
				<b>290</b>	<b>285</b>	<b>292</b>	<b>867</b>	<b>1736 -65x</b>	
	622	KOROSTYLOV Pavlo	Presice	97	99	98	294		
			Rapid	100	97	98	295	589 -31x	
	621	KOLESNYK Yurii	Presice	96	98	93	287		
			Rapid	98	92	97	287	574 -16x	
	620	PETRIV Oleksandr	Presice	94	98	96	288		
			Rapid	92	96	97	285	573 -18x	
4	<b>IND - India</b>			<b>286</b>	<b>288</b>	<b>290</b>	<b>864</b>		
				<b>288</b>	<b>290</b>	<b>286</b>	<b>864</b>	<b>1728 -57x</b>	
	654	YOGESH SINGH	Presice	94	95	99	288		
			Rapid	100	97	95	292	580 -21x	
	656	GURPREET SINGH	Presice	96	97	98	291		
			Rapid	94	95	98	287	578 -20x	
	653	OMKAR SINGH	Presice	96	96	93	285		
			Rapid	94	98	93	285	570 -16x	
5	<b>VIE - Vietnam</b>			<b>284</b>	<b>283</b>	<b>280</b>	<b>847</b>		
				<b>291</b>	<b>294</b>	<b>293</b>	<b>878</b>	<b>1725 -54x</b>	
	720	HA Minh Thanh	Presice	96	96	91	283		
			Rapid	99	99	99	297	580 -22x	
	722	DAU van Dong	Presice	96	94	97	287		
			Rapid	97	97	95	289	576 -18x	
	721	VU Tien Nam	Presice	92	93	92	277		
			Rapid	95	98	99	292	569 -14x	

Team Results  
团体成绩

Rank	Bib No.	Name	Stage	Series			Sub Total	Total	Remarks
				1	2	3			
6	<b>POL - Poland</b>			<b>285</b>	<b>286</b>	<b>287</b>	<b>858</b>		
				<b>279</b>	<b>295</b>	<b>289</b>	<b>863</b>	<b>1721 -49x</b>	
	633	WAWRZONOWSKI Tomasz	Presice	97	96	96	289		
			Rapid	95	99	96	290	579	-17x
	632	DANILUK Piotr	Presice	96	97	95	288		
			Rapid	97	98	96	291	579	-16x
	630	MILIWEK Oskar	Presice	92	93	96	281		
			Rapid	87	98	97	282	563	-16x
7	<b>PAK - Pakistan</b>			<b>284</b>	<b>283</b>	<b>280</b>	<b>847</b>		
				<b>291</b>	<b>295</b>	<b>285</b>	<b>871</b>	<b>1718 -57x</b>	
	335	GHULAM MUSTAFA BASHIR	Presice	95	95	94	284		
			Rapid	96	99	97	292	576	-22x
	330	MUHAMMAD KHALIL AKHTAR	Presice	95	91	93	279		
			Rapid	99	100	96	295	574	-18x
	336	ZAFAR IQBAL	Presice	94	97	93	284		
			Rapid	96	96	92	284	568	-17x
8	<b>BRA - Brazil</b>			<b>293</b>	<b>287</b>	<b>288</b>	<b>868</b>		
				<b>285</b>	<b>279</b>	<b>285</b>	<b>849</b>	<b>1717 -52x</b>	
	810	ALMEIDA Julio	Presice	97	97	96	290		
			Rapid	94	95	96	285	575	-21x
	815	IENGO Jose	Presice	99	94	97	290		
			Rapid	94	92	96	282	572	-18x
	818	CHATEAUBRIAN Philippe	Presice	97	96	95	288		
			Rapid	97	92	93	282	570	-13x
9	<b>RUS - Russian</b>			<b>288</b>	<b>288</b>	<b>283</b>	<b>859</b>		
				<b>285</b>	<b>281</b>	<b>292</b>	<b>858</b>	<b>1717 -44x</b>	
	859	KLIMOV Aleksei	Presice	96	98	91	285		
			Rapid	95	96	99	290	575	-13x
	852	GURYANOV Anton	Presice	94	96	95	285		
			Rapid	97	93	97	287	572	-16x
	860	EKIMOV Leonid	Presice	98	94	97	289		
			Rapid	93	92	96	281	570	-15x
10	<b>IRI - Islamic Rep. of Iran</b>			<b>285</b>	<b>288</b>	<b>293</b>	<b>866</b>		
				<b>281</b>	<b>284</b>	<b>285</b>	<b>850</b>	<b>1716 -54x</b>	
	106	FOROUGHJ Javad	Presice	98	96	98	292		
			Rapid	94	96	97	287	579	-15x
	102	TAHERI ROUZBANANI Mohammadreza	Presice	93	98	98	289		
			Rapid	95	97	95	287	576	-23x
	101	MOSAYEBZADEH Changiz	Presice	94	94	97	285		
			Rapid	92	91	93	276	561	-16x



Team Results  
团体成绩

Rank	Bib No.	Name	Stage	Series			Sub Total	Total	Remarks
				1	2	3			
11	<b>SUI - Switzerland</b>			<b>282</b>	<b>289</b>	<b>279</b>	<b>850</b>		
				<b>287</b>	<b>291</b>	<b>287</b>	<b>865</b>	<b>1715 -41x</b>	
	345	LOETSCHER Sandro	Presice	95	99	93	287		
			Rapid	95	98	98	291	578	-15x
	343	DEMIERRE Steve Daniel	Presice	96	97	95	288		
			Rapid	95	97	93	285	573	-15x
	344	DIETHELM Dylan	Presice	91	93	91	275		
			Rapid	97	96	96	289	564	-11x
12	<b>CZE - Czech Republic</b>			<b>286</b>	<b>285</b>	<b>284</b>	<b>855</b>		
				<b>288</b>	<b>292</b>	<b>278</b>	<b>858</b>	<b>1713 -51x</b>	
	572	TEHAN Tomas	Presice	98	98	94	290		
			Rapid	98	100	96	294	584	-23x
	573	SAFRANEK Pavel	Presice	93	92	96	281		
			Rapid	94	96	95	285	566	-14x
	574	FIALA Josef	Presice	95	95	94	284		
			Rapid	96	96	87	279	563	-14x
13	<b>PRK - D.P.R Korea</b>			<b>287</b>	<b>282</b>	<b>281</b>	<b>850</b>		
				<b>289</b>	<b>289</b>	<b>284</b>	<b>862</b>	<b>1712 -46x</b>	
	081	KIM Hyon Ung	Presice	99	95	94	288		
			Rapid	99	94	92	285	573	-17x
	080	HAN Wi Chol	Presice	94	93	95	282		
			Rapid	94	98	96	288	570	-12x
	082	RYU Kum Il	Presice	94	94	92	280		
			Rapid	96	97	96	289	569	-17x
14	<b>FRA - France</b>			<b>276</b>	<b>282</b>	<b>274</b>	<b>832</b>		
				<b>295</b>	<b>294</b>	<b>286</b>	<b>875</b>	<b>1707 -45x</b>	
	585	GREFFIER Clement	Presice	94	97	98	289		
			Rapid	99	96	93	288	577	-15x
	581	DAUMAL Fabrice	Presice	94	94	95	283		
			Rapid	99	98	97	294	577	-14x
	582	QUIQUAMPOIX Jean	Presice	88	91	81	260		
			Rapid	97	100	96	293	553	-16x
15	<b>EST - Estonia</b>			<b>280</b>	<b>286</b>	<b>282</b>	<b>848</b>		
				<b>291</b>	<b>283</b>	<b>284</b>	<b>858</b>	<b>1706 -47x</b>	
	705	VIROLAINEN Reijo	Presice	93	95	96	284		
			Rapid	99	92	95	286	570	-19x
	701	OLESK Peeter	Presice	92	94	94	280		
			Rapid	97	98	95	290	570	-17x
	702	RAUKAS Fred	Presice	95	97	92	284		
			Rapid	95	93	94	282	566	-11x





## Team Results

### 团体成绩

Rank	Bib No.	Name	Stage	Series			Sub Total	Total	Remarks
				1	2	3			
16	<b>KSA - Saudi Arabia</b>			<b>286</b>	<b>289</b>	<b>286</b>	<b>861</b>	<b>1703 -48x</b>	
				<b>274</b>	<b>284</b>	<b>284</b>	<b>842</b>		
	168	ALDOSARI SAFAR M	Presice	97	95	98	290	582 -26x	
			Rapid	98	97	97	292		
	166	ALAMRI MOHAMMED MANA M	Presice	97	97	97	291	563 -13x	
			Rapid	85	95	92	272		
	165	ALENZI REDA	Presice	92	97	91	280	558 -9x	
			Rapid	91	92	95	278		
17	<b>TUR - Turkey</b>			<b>280</b>	<b>276</b>	<b>282</b>	<b>838</b>	<b>1701 -39x</b>	
				<b>292</b>	<b>287</b>	<b>284</b>	<b>863</b>		
	776	AVCI Yusuf	Presice	94	93	93	280	569 -14x	
			Rapid	96	99	94	289		
	775	KILIC Murat	Presice	93	92	94	279	567 -12x	
			Rapid	98	96	94	288		
	774	KESKIN Yavuz	Presice	93	91	95	279	565 -13x	
			Rapid	98	92	96	286		
18	<b>LAT - Latvia</b>			<b>282</b>	<b>283</b>	<b>280</b>	<b>845</b>	<b>1699 -38x</b>	
				<b>287</b>	<b>281</b>	<b>286</b>	<b>854</b>		
	193	ERBS Ernests	Presice	91	94	91	276	568 -16x	
			Rapid	96	97	99	292		
	192	ZORGE Rihards	Presice	94	96	94	284	566 -14x	
			Rapid	95	94	93	282		
	194	STRAUTMANIS Lauris	Presice	97	93	95	285	565 -8x	
			Rapid	96	90	94	280		
19	<b>GER - Germany</b>			<b>282</b>	<b>284</b>	<b>281</b>	<b>847</b>	<b>1697 -45x</b>	
				<b>276</b>	<b>283</b>	<b>291</b>	<b>850</b>		
	299	GEIS Oliver Horst	Presice	92	93	93	278	571 -18x	
			Rapid	97	97	99	293		
	297	HEISE Michael Alfred Anton	Presice	95	97	94	286	570 -15x	
			Rapid	95	94	95	284		
	298	PIECHACZEK Tobias Dieter	Presice	95	94	94	283	556 -12x	
			Rapid	84	92	97	273		
20	<b>DEN - Denmark</b>			<b>286</b>	<b>284</b>	<b>278</b>	<b>848</b>	<b>1696 -50x</b>	
				<b>278</b>	<b>285</b>	<b>285</b>	<b>848</b>		
	220	GEJL Allan	Presice	96	94	94	284	574 -19x	
			Rapid	98	98	94	290		
	221	TRUELSSON Jan	Presice	94	95	92	281	564 -19x	
			Rapid	90	97	96	283		
	222	JENSEN John Errebo	Presice	96	95	92	283	558 -12x	
			Rapid	90	90	95	275		

Team Results  
团体成绩

Rank	Bib No.	Name	Stage	Series			Sub Total	Total	Remarks
				1	2	3			
21	<b>FIN - Finland</b>			<b>279</b>	<b>287</b>	<b>283</b>	<b>849</b>		
				<b>274</b>	<b>285</b>	<b>285</b>	<b>844</b>	<b>1693 -45x</b>	
	492	KALLIO Joonas	Presice	94	97	98	289		
			Rapid	95	95	97	287	576 -18x	
	489	JANTTI Jorma	Presice	92	99	93	284		
			Rapid	87	95	93	275	559 -17x	
	491	YLINEN Petri	Presice	93	91	92	276		
			Rapid	92	95	95	282	558 -10x	
22	<b>NOR - Norway</b>			<b>275</b>	<b>281</b>	<b>271</b>	<b>827</b>		
				<b>292</b>	<b>282</b>	<b>292</b>	<b>866</b>	<b>1693 -43x</b>	
	030	AAS Ole Harald	Presice	91	92	87	270		
			Rapid	99	99	99	297	567 -17x	
	034	EKEBERG Eirik Sjemmedal	Presice	90	94	94	278		
			Rapid	95	96	95	286	564 -9x	
	035	HOVD Lasse	Presice	94	95	90	279		
			Rapid	98	87	98	283	562 -17x	
23	<b>AUT - Austria</b>			<b>277</b>	<b>281</b>	<b>282</b>	<b>840</b>		
				<b>284</b>	<b>285</b>	<b>277</b>	<b>846</b>	<b>1686 -39x</b>	
	260	AUPRICH Andreas Erich	Presice	92	95	93	280		
			Rapid	97	98	99	294	574 -17x	
	261	KOELTRINGER Heinz	Presice	96	95	98	289		
			Rapid	93	93	88	274	563 -15x	
	262	PAVLIS Karl	Presice	89	91	91	271		
			Rapid	94	94	90	278	549 -7x	
24	<b>OMA - Oman</b>			<b>277</b>	<b>283</b>	<b>276</b>	<b>836</b>		
				<b>280</b>	<b>285</b>	<b>281</b>	<b>846</b>	<b>1682 -31x</b>	
	505	ALBALUSHI Muad darwish abduhrahman	Presice	96	97	94	287		
			Rapid	93	94	97	284	571 -13x	
	504	ALHTALI Jamal Mansoor Nasser	Presice	94	95	95	284		
			Rapid	95	94	92	281	565 -11x	
	506	ALHAJRI Sultan Mohammed Hamdan	Presice	87	91	87	265		
			Rapid	92	97	92	281	546 -7x	
25	<b>BLR - Belarus</b>			<b>285</b>	<b>274</b>	<b>286</b>	<b>845</b>		
				<b>280</b>	<b>278</b>	<b>276</b>	<b>834</b>	<b>1679 -36x</b>	
	791	ZAICHYK Yauheni	Presice	94	91	98	283		
			Rapid	94	94	97	285	568 -10x	
	790	KUDZI Vitali	Presice	96	92	95	283		
			Rapid	92	91	93	276	559 -13x	
	795	BORCHTCHEVSKI Uladzislau	Presice	95	91	93	279		
			Rapid	94	93	86	273	552 -13x	

Team Results  
团体成绩

Rank	Bib No.	Name	Stage	Series			Sub Total	Total	Remarks
				1	2	3			
26	<b>ESP - Spain</b>			<b>279</b>	<b>276</b>	<b>273</b>	<b>828</b>		
				<b>278</b>	<b>283</b>	<b>282</b>	<b>843</b>	<b>1671 -32x</b>	
	365	CAMBESES ALONSO Tomas	Presice	96	91	88	275		
			Rapid	99	94	97	290	565 -15x	
	367	GALLEGOS MENDEZ Julio	Presice	93	92	93	278		
			Rapid	89	94	94	277	555 -8x	
	366	PIROSCIA PENADO Dario	Presice	90	93	92	275		
			Rapid	90	95	91	276	551 -9x	
27	<b>SRB - Serbia</b>			<b>280</b>	<b>286</b>	<b>285</b>	<b>851</b>		
				<b>273</b>	<b>276</b>	<b>270</b>	<b>819</b>	<b>1670 -24x</b>	
	151	MUDRINIC Sasa	Presice	95	96	94	285		
			Rapid	95	92	94	281	566 -11x	
	150	GRGIC Dimitrije	Presice	90	95	97	282		
			Rapid	88	94	92	274	556 -7x	
	152	NIKOLIC Petar	Presice	95	95	94	284		
			Rapid	90	90	84	264	548 -6x	
28	<b>CRO - Croatia</b>			<b>273</b>	<b>270</b>	<b>278</b>	<b>821</b>		
				<b>277</b>	<b>282</b>	<b>272</b>	<b>831</b>	<b>1652 -29x</b>	
	782	POSAVEC Zeljko	Presice	97	95	94	286		
			Rapid	94	95	91	280	566 -13x	
	780	DRMIC Vatroslav	Presice	90	87	95	272		
			Rapid	91	94	94	279	551 -8x	
	781	PERISIC Tihomir	Presice	86	88	89	263		
			Rapid	92	93	87	272	535 -8x	
29	<b>MYA - Myanmar</b>			<b>270</b>	<b>276</b>	<b>283</b>	<b>829</b>		
				<b>271</b>	<b>274</b>	<b>277</b>	<b>822</b>	<b>1651 -28x</b>	
	050	HTET Han Min	Presice	92	95	98	285		
			Rapid	97	93	97	287	572 -13x	
	055	ZAW Myo Thant	Presice	91	94	92	277		
			Rapid	90	93	89	272	549 -11x	
	052	BO Minn	Presice	87	87	93	267		
			Rapid	84	88	91	263	530 -4x	
30	<b>UAE - Utd Arab Emirates</b>			<b>276</b>	<b>285</b>	<b>273</b>	<b>834</b>		
				<b>271</b>	<b>275</b>	<b>264</b>	<b>810</b>	<b>1644 -28x</b>	
	116	ALHAMMADI Abdulla	Presice	95	95	96	286		
			Rapid	94	95	95	284	570 -12x	
	113	ALNUAIMI Sultan	Presice	89	95	93	277		
			Rapid	90	90	86	266	543 -11x	
	114	ALSHEHYARI Fayez	Presice	92	95	84	271		
			Rapid	87	90	83	260	531 -5x	



## Team Results

### 团体成绩

Rank	Bib No.	Name	Stage	Series			Sub Total	Total	Remarks
				1	2	3			
31	<b>NED - Netherlands</b>			<b>262</b>	<b>278</b>	<b>275</b>	<b>815</b>		
				<b>268</b>	<b>280</b>	<b>280</b>	<b>828</b>	<b>1643 -25x</b>	
	455	KLOK Erwin	Presice	85	92	92	269		
			Rapid	91	97	93	281	550 -8x	
	453	SLOEN Silvano	Presice	92	96	90	278		
			Rapid	86	91	93	270	548 -8x	
	454	BROUWER Gerardus	Presice	85	90	93	268		
			Rapid	91	92	94	277	545 -9x	
32	<b>KUW - Kuwait</b>			<b>265</b>	<b>276</b>	<b>273</b>	<b>814</b>		
				<b>253</b>	<b>271</b>	<b>268</b>	<b>792</b>	<b>1606 -14x</b>	
	528	ALFAILAKAWI Othman	Presice	88	95	92	275		
			Rapid	89	92	97	278	553 -6x	
	529	ALENEZI Sultan	Presice	93	91	91	275		
			Rapid	75	89	88	252	527 -7x	<b>A 16</b>
	526	ALENEZI Salman	Presice	84	90	90	264		
			Rapid	89	90	83	262	526 -1x	
33	<b>VEN - Venezuela</b>			<b>255</b>	<b>266</b>	<b>259</b>	<b>780</b>		
				<b>272</b>	<b>280</b>	<b>272</b>	<b>824</b>	<b>1604 -30x</b>	
	405	GOMEZ SALAZAR Douglas Enrique	Presice	92	97	93	282		
			Rapid	98	98	100	296	578 -20x	
	401	OROPEZA Rafael	Presice	88	91	86	265		
			Rapid	90	93	80	263	528 -6x	
	404	GOMEZ SALAZAR Ulises David	Presice	75	78	80	233		
			Rapid	84	89	92	265	498 -4x	
34	<b>MGL - Mongolia</b>			<b>268</b>	<b>261</b>	<b>276</b>	<b>805</b>		
				<b>273</b>	<b>269</b>	<b>248</b>	<b>790</b>	<b>1595 -29x</b>	
	710	OYUN Tuguldur	Presice	87	89	94	270		
			Rapid	93	88	93	274	544 -10x	
	711	BORCHULUUN Dulguun	Presice	91	91	89	271		
			Rapid	97	94	64	255	526 -11x	
	712	GANJARGAL Ganzorig	Presice	90	81	93	264		
			Rapid	83	87	91	261	525 -8x	
35	<b>BEL - Belgium</b>			<b>259</b>	<b>264</b>	<b>274</b>	<b>797</b>		
				<b>260</b>	<b>266</b>	<b>260</b>	<b>786</b>	<b>1583 -22x</b>	
	240	HAENEBALCKE Patrick	Presice	88	89	94	271		
			Rapid	93	92	93	278	549 -7x	
	243	MICHELIS Daniel	Presice	93	91	91	275		
			Rapid	78	86	83	247	522 -8x	
	241	MOTTE Jean Francois	Presice	78	84	89	251		
			Rapid	89	88	84	261	512 -7x	



Team Results  
 团体成绩

Rank	Bib No.	Name	Stage	Series			Sub Total	Total	Remarks
				1	2	3			
36	<b>URU - Uruguay</b>			<b>260</b>	<b>269</b>	<b>258</b>	<b>787</b>		
				<b>221</b>	<b>259</b>	<b>261</b>	<b>741</b>	<b>1528 -17x</b>	
	212	HERNANDEZ TRAVERSO Ignacio Gaston	Presice	88	94	91	273		
			Rapid	88	82	91	261	534 -7x	
	211	LOITEY CHERMA Diego Carlos	Presice	81	86	79	246		
			Rapid	87	90	87	264	510 -5x	
	210	PIRIZ PALAVECINO Andres Honorio	Presice	91	89	88	268		
			Rapid	46	87	83	216	484 -5x	
37	<b>PLE - Palestine</b>			<b>194</b>	<b>235</b>	<b>200</b>	<b>629</b>		
				<b>226</b>	<b>229</b>	<b>221</b>	<b>676</b>	<b>1305 -2x</b>	
	830	THIAB Osama	Presice	80	86	85	251		
			Rapid	86	76	81	243	494 -1x	
	832	ALSADI Sulaiman	Presice	67	81	66	214		
			Rapid	90	87	84	261	475 -1x	
	831	ASHQAR Isaac	Presice	47	68	49	164		
			Rapid	50	66	56	172	336 -0x	
38	<b>SWE - Sweden</b>			<b>180</b>	<b>188</b>	<b>187</b>	<b>555</b>		
				<b>186</b>	<b>194</b>	<b>193</b>	<b>573</b>	<b>1128 -32x</b>	
	174	NILSSON Mikael	Presice	93	93	96	282		
			Rapid	96	99	96	291	573 -18x	
	172	CARLSSON Per	Presice	87	95	91	273		
			Rapid	90	95	97	282	555 -14x	

A 16 Athlete 529 ALENEZI SULTAN(KUW) - ISSF Rule 8.8.2.1(a) Too Many Competition Shots Fired / ISSF Rule 8.8.2.1(b) Too Many Competition Shots Loaded

<b>Legend:</b>		
<b>F</b> Female	<b>M</b> Male	<b>No.</b> Number



Results  
比赛成绩

Rank	Bib No.	Name	Nation Code	Position	Series		Sub Total	Total	Remarks
					1	2			
1	670	HUI Zicheng	CHN	Kneeling	99	100	199	590 -25x	ECR
				Prone	100	99	199		
				Standing	95	97	192		
2	032	BAKKEN Ole Magnus	NOR	Kneeling	98	98	196	589 -30x	
				Prone	100	100	200		
				Standing	98	95	193		
3	251	MARKOJA Robert	SLO	Kneeling	100	99	199	587 -27x	
				Prone	100	100	200		
				Standing	94	94	188		
4	580	CHASSAT Emilien	FRA	Kneeling	98	99	197	587 -22x	
				Prone	100	100	200		
				Standing	95	95	190		
5	583	RAYNAUD Alexis	FRA	Kneeling	97	99	196	586 -21x	
				Prone	100	98	198		
				Standing	96	96	192		
6	342	BEREUTER Rafael	SUI	Kneeling	100	99	199	586 -21x	
				Prone	100	99	199		
				Standing	96	92	188		
7	340	LOCHBIHLER Jan	SUI	Kneeling	98	99	197	585 -22x	
				Prone	100	98	198		
				Standing	92	98	190		
8	266	PICKL Bernhard	AUT	Kneeling	98	98	196	585 -22x	
				Prone	100	98	198		
				Standing	95	96	191		
9	636	BARTNIK Tomasz	POL	Kneeling	97	96	193	584 -15x	
				Prone	99	98	197		
				Standing	97	97	194		
10	033	WEAR Hans Kristian Boe	NOR	Kneeling	97	96	193	584 -13x	
				Prone	98	97	195		
				Standing	98	98	196		
11	482	LEPPA Aleks	FIN	Kneeling	98	96	194	583 -25x	
				Prone	99	99	198		
				Standing	95	96	191		
12	264	SCHMIRL Alexander	AUT	Kneeling	99	100	199	583 -22x	
				Prone	98	100	198		
				Standing	92	94	186		
13	282	PENI Istvan Marton	HUN	Kneeling	96	97	193	583 -21x	
				Prone	99	99	198		
				Standing	96	96	192		
14	793	CHARNOU Uladzimir	BLR	Kneeling	98	99	197	583 -19x	
				Prone	95	96	191		
				Standing	96	99	195		
15	671	CAO Bo	CHN	Kneeling	98	96	194	583 -17x	
				Prone	99	97	196		
				Standing	97	96	193		



Results  
比赛成绩

Rank	Bib No.	Name	Nation Code	Position	Series		Sub Total	Total	Remarks
					1	2			
16	223	OLSEN Steffen Halfdan	DEN	Kneeling	98	99	197	583 -17x	
				Prone	99	98	197		
				Standing	95	94	189		
17	031	LUND Kim Andre Aannestad	NOR	Kneeling	99	98	197	581 -22x	
				Prone	100	99	199		
				Standing	93	92	185		
18	390	KWON Ilgu	KOR	Kneeling	96	96	192	580 -17x	
				Prone	98	97	195		
				Standing	96	97	193		
19	777	CEYLAN Emrah	TUR	Kneeling	92	99	191	579 -18x	
				Prone	97	99	196		
				Standing	97	95	192		
20	672	ZHAO Zhonghao	CHN	Kneeling	95	97	192	579 -18x	
				Prone	100	99	199		
				Standing	93	95	188		
21	851	GRIGORIAN Kirill	RUS	Kneeling	96	96	192	579 -17x	
				Prone	100	99	199		
				Standing	94	94	188		
22	655	RAHUL POONIA	IND	Kneeling	94	95	189	577 -13x	
				Prone	96	96	192		
				Standing	98	98	196		
23	263	RUMPLER Gernot	AUT	Kneeling	99	93	192	576 -19x	
				Prone	97	97	194		
				Standing	94	96	190		
24	487	AUTIO Juho	FIN	Kneeling	94	97	191	575 -15x	
				Prone	98	99	197		
				Standing	96	91	187		
25	162	ALHARBI HUSSAIN GHUWAYLI G	KSA	Kneeling	95	95	190	574 -20x	
				Prone	100	97	197		
				Standing	94	93	187		
26	900	HAJI Mahmood	BRN	Kneeling	96	94	190	572 -17x	
				Prone	96	99	195		
				Standing	95	92	187		
27	813	MOREIRA Leonardo Vagner	BRA	Kneeling	93	88	181	568 -23x	
				Prone	100	100	200		
				Standing	92	95	187		
28	509	ALMALKI Salyem Mohammed Said	OMA	Kneeling	95	93	188	566 -16x	
				Prone	99	94	193		
				Standing	94	91	185		

Legend:

No. Number x Inner ten



## Team Results

### 团体成绩

Rank	Bib No.	Name	Stage	Series		Sub Total	Total	Remarks
				1	2			
1	<b>NOR - Norway</b>			<b>291</b>	<b>293</b>	<b>584</b>		
				<b>296</b>	<b>298</b>	<b>594</b>		
				<b>284</b>	<b>285</b>	<b>569</b>	<b>1747 -59x</b>	
	032	BAKKEN Ole Magnus	Kneeling	99	99	198		
			Prone	100	99	199		
			Standing	95	93	188	585 -17x	
	031	LUND Kim Andre Aannestad	Kneeling	97	98	195		
			Prone	97	99	196		
			Standing	96	96	192	583 -25x	
	033	WEAR Hans Kristian Boe	Kneeling	95	96	191		
			Prone	99	100	199		
			Standing	93	96	189	579 -17x	
2	<b>AUT - Austria</b>			<b>293</b>	<b>290</b>	<b>583</b>		
				<b>296</b>	<b>300</b>	<b>596</b>		
				<b>283</b>	<b>283</b>	<b>566</b>	<b>1745 -60x</b>	
	266	PICKL Bernhard	Kneeling	98	99	197		
			Prone	99	100	199		
			Standing	95	93	188	584 -26x	
	263	RUMPLER Gernot	Kneeling	98	97	195		
			Prone	98	100	198		
			Standing	92	97	189	582 -21x	
	264	SCHMIRL Alexander	Kneeling	97	94	191		
			Prone	99	100	199		
			Standing	96	93	189	579 -13x	
3	<b>SUI - Switzerland</b>			<b>289</b>	<b>292</b>	<b>581</b>		
				<b>299</b>	<b>299</b>	<b>598</b>		
				<b>281</b>	<b>281</b>	<b>562</b>	<b>1741 -62x</b>	
	340	LOCHBIHLER Jan	Kneeling	98	98	196		
			Prone	100	100	200		
			Standing	95	99	194	590 -27x	
	342	BEREUTER Rafael	Kneeling	98	96	194		
			Prone	100	100	200		
			Standing	91	92	183	577 -21x	
	341	DUFAUX Gilles Vincent	Kneeling	93	98	191		
			Prone	99	99	198		
			Standing	95	90	185	574 -14x	





### Team Results

#### 团体成绩

Rank	Bib No.	Name	Stage	Series		Sub Total	Total	Remarks
				1	2			
4	CHN - China			292	294	586		
				295	293	588		
				282	283	565	1739 -55x	
670	HUI Zicheng	Kneeling	97	98	195			
		Prone	100	98	198			
		Standing	96	92	188	581 -20x		
671	CAO Bo	Kneeling	99	98	197			
		Prone	97	98	195			
		Standing	92	95	187	579 -18x		
672	ZHAO Zhonghao	Kneeling	96	98	194			
		Prone	98	97	195			
		Standing	94	96	190	579 -17x		
5	FIN - Finland			293	284	577		
				294	299	593		
				279	282	561	1731 -43x	
482	LEPPA Aleksi	Kneeling	99	93	192			
		Prone	98	99	197			
		Standing	96	96	192	581 -14x		
487	AUTIO Juho	Kneeling	97	96	193			
		Prone	97	100	197			
		Standing	95	94	189	579 -14x		
488	KURKI Juho	Kneeling	97	95	192			
		Prone	99	100	199			
		Standing	88	92	180	571 -15x		
6	BRA - Brazil			283	290	573		
				297	290	587		
				281	285	566	1726 -44x	
813	MOREIRA Leonardo Vagner	Kneeling	93	96	189			
		Prone	100	98	198			
		Standing	95	97	192	579 -16x		
814	SAMPAIO Eduardo	Kneeling	97	97	194			
		Prone	99	95	194			
		Standing	94	92	186	574 -11x		
812	VELOSO Luiz	Kneeling	93	97	190			
		Prone	98	97	195			
		Standing	92	96	188	573 -17x		



## Team Results

### 团体成绩

Rank	Bib No.	Name	Stage	Series		Sub Total	Total	Remarks
				1	2			
7	<b>POL - Poland</b>			<b>288</b>	<b>291</b>	<b>579</b>		
				<b>296</b>	<b>296</b>	<b>592</b>		
				<b>277</b>	<b>277</b>	<b>554</b>	<b>1725 -55x</b>	
	636	BARTNIK Tomasz	Kneeling	97	100	197		
			Prone	99	100	199		
			Standing	94	96	190	586	-27x
	634	KRASKOWSKI Robert	Kneeling	95	95	190		
			Prone	99	100	199		
			Standing	93	94	187	576	-15x
	635	SKORUPA Bartosz	Kneeling	96	96	192		
			Prone	98	96	194		
			Standing	90	87	177	563	-13x
8	<b>SLO - Slovenia</b>			<b>292</b>	<b>293</b>	<b>585</b>		
				<b>295</b>	<b>297</b>	<b>592</b>		
				<b>277</b>	<b>270</b>	<b>547</b>	<b>1724 -50x</b>	
	251	MARKOJA Robert	Kneeling	99	98	197		
			Prone	99	99	198		
			Standing	94	92	186	581	-19x
	250	DEBEVEC Rajmond	Kneeling	100	99	199		
			Prone	99	100	199		
			Standing	90	89	179	577	-20x
	252	ZISKO Dusan Janez	Kneeling	93	96	189		
			Prone	97	98	195		
			Standing	93	89	182	566	-11x
9	<b>RUS - Russian</b>			<b>283</b>	<b>288</b>	<b>571</b>		
				<b>294</b>	<b>296</b>	<b>590</b>		
				<b>280</b>	<b>282</b>	<b>562</b>	<b>1723 -53x</b>	
	851	GRIGORIAN Kirill	Kneeling	96	97	193		
			Prone	99	100	199		
			Standing	96	93	189	581	-19x
	858	FETISOV Vladislav	Kneeling	92	97	189		
			Prone	98	99	197		
			Standing	91	95	186	572	-19x
	850	KONKOV Andrei	Kneeling	95	94	189		
			Prone	97	97	194		
			Standing	93	94	187	570	-15x



## Team Results

### 团体成绩

Rank	Bib No.	Name	Stage	Series		Sub Total	Total	Remarks
				1	2			
10	IND - India			286	285	571		
				291	291	582		
				275	277	552	1705 -50x	
655	RAHUL POONIA	Kneeling	96	95	191			
		Prone	96	98	194			
		Standing	91	95	186	571 -21x		
650	HARJINDER SINGH	Kneeling	96	96	192			
		Prone	98	97	195			
		Standing	92	91	183	570 -19x		
651	DALJIT SINGH	Kneeling	94	94	188			
		Prone	97	96	193			
		Standing	92	91	183	564 -10x		
11	BLR - Belarus			285	286	571		
				289	297	586		
				281	263	544	1701 -46x	
793	CHARNOU Uladzimir	Kneeling	98	96	194			
		Prone	97	100	197			
		Standing	93	93	186	577 -21x		
794	CHARHEIKA Illia	Kneeling	96	95	191			
		Prone	96	99	195			
		Standing	95	84	179	565 -16x		
792	CHYHILEICHYK Yan	Kneeling	91	95	186			
		Prone	96	98	194			
		Standing	93	86	179	559 -9x		
12	TUR - Turkey			284	277	561		
				295	287	582		
				277	276	553	1696 -37x	
777	CEYLAN Emrah	Kneeling	97	95	192			
		Prone	97	99	196			
		Standing	90	96	186	574 -12x		
770	NALBANT Mert	Kneeling	96	93	189			
		Prone	99	95	194			
		Standing	91	88	179	562 -13x		
771	COBAN Hasan	Kneeling	91	89	180			
		Prone	99	93	192			
		Standing	96	92	188	560 -12x		



## Team Results

### 团体成绩

Rank	Bib No.	Name	Stage	Series		Sub Total	Total	Remarks
				1	2			
13	<b>GER - Germany</b>			<b>285</b>	<b>289</b>	<b>574</b>		
				<b>293</b>	<b>295</b>	<b>588</b>		
				<b>266</b>	<b>264</b>	<b>530</b>	<b>1692 -43x</b>	
292	LIEPELT Sebastian	Kneeling	97	94	191			
		Prone	97	98	195			
		Standing	90	93	183	569 -10x		
291	SEYFARTH Patrick	Kneeling	94	97	191			
		Prone	99	97	196			
		Standing	93	83	176	563 -15x		
296	NITTEL Mario Hardi	Kneeling	94	98	192			
		Prone	97	100	197			
		Standing	83	88	171	560 -18x		
14	<b>HUN - Hungary</b>			<b>284</b>	<b>283</b>	<b>567</b>		
				<b>287</b>	<b>288</b>	<b>575</b>		
				<b>276</b>	<b>265</b>	<b>541</b>	<b>1683 -36x</b>	
282	PENI Istvan Marton	Kneeling	98	97	195			
		Prone	99	98	197			
		Standing	95	94	189	581 -19x		
281	PRAGAI Patrik	Kneeling	91	93	184			
		Prone	98	96	194			
		Standing	96	89	185	563 -9x		
280	SZABIAN Norbert	Kneeling	95	93	188			
		Prone	90	94	184			
		Standing	85	82	167	539 -8x		
15	<b>OMA - Oman</b>			<b>287</b>	<b>280</b>	<b>567</b>		
				<b>289</b>	<b>287</b>	<b>576</b>		
				<b>263</b>	<b>272</b>	<b>535</b>	<b>1678 -28x</b>	
509	ALMALKI Salyem Mohammed Said	Kneeling	94	94	188			
		Prone	97	98	195			
		Standing	95	91	186	569 -12x		
507	ALSALMI Abdulaziz Mohsin Nasser	Kneeling	97	93	190			
		Prone	96	94	190			
		Standing	85	90	175	555 -10x		
508	ALABRI Yousuf Mohammed Nasser	Kneeling	96	93	189			
		Prone	96	95	191			
		Standing	83	91	174	554 -6x		



### Team Results

#### 团体成绩

Rank	Bib No.	Name	Stage	Series		Sub Total	Total	Remarks
				1	2			
16	<b>ESP - Spain</b>			<b>280</b>	<b>276</b>	<b>556</b>		
				<b>293</b>	<b>291</b>	<b>584</b>		
				<b>258</b>	<b>256</b>	<b>514</b>	<b>1654 -27x</b>	
	363	PASCUA GARCIA Angel	Kneeling	95	93	188		
			Prone	100	98	198		
			Standing	89	88	177	563 -11x	
	364	GARCIA ENCINAR Juan Francisco	Kneeling	93	94	187		
			Prone	97	96	193		
			Standing	87	87	174	554 -10x	
	368	BARROSO FERNANDEZ Jose Antonio	Kneeling	92	89	181		
		Prone	96	97	193			
		Standing	82	81	163	537 -6x		
17	<b>SWE - Sweden</b>			<b>277</b>	<b>283</b>	<b>560</b>		
				<b>297</b>	<b>292</b>	<b>589</b>		
				<b>247</b>	<b>256</b>	<b>503</b>	<b>1652 -35x</b>	
	170	ERIKSSON Kjell	Kneeling	95	94	189		
			Prone	100	99	199		
			Standing	91	83	174	562 -13x	
	175	JOENSSON Kim	Kneeling	94	96	190		
			Prone	100	98	198		
			Standing	72	88	160	548 -12x	
	171	LUNDQVIST Peter	Kneeling	88	93	181		
		Prone	97	95	192			
		Standing	84	85	169	542 -10x		
18	<b>ECU - Ecuador</b>			<b>271</b>	<b>269</b>	<b>540</b>		
				<b>286</b>	<b>283</b>	<b>569</b>		
				<b>261</b>	<b>261</b>	<b>522</b>	<b>1631 -26x</b>	
	733	REYNOSO SANCHEZ Jimmy Santiago	Kneeling	95	92	187		
			Prone	97	97	194		
			Standing	92	93	185	566 -16x	
	732	UBILLUZ MENA Angel Rodrigo	Kneeling	90	92	182		
			Prone	96	94	190		
			Standing	87	84	171	543 -6x	
	730	RIVAS PAZ Fernando David	Kneeling	86	85	171		
		Prone	93	92	185			
		Standing	82	84	166	522 -4x		



## Team Results

### 团体成绩

Rank	Bib No.	Name	Stage	Series		Sub Total	Total	Remarks
				1	2			
19	<b>NED - Netherlands</b>			<b>275</b>	<b>259</b>	<b>534</b>		
				<b>290</b>	<b>290</b>	<b>580</b>		
				<b>253</b>	<b>249</b>	<b>502</b>	<b>1616</b>	<b>-25x</b>
452	BRUIJNDERINK Jory	Kneeling	91	89	180			
		Prone	97	96	193			
		Standing	87	84	171	544	-13x	
451	DE JONGH Johannes	Kneeling	91	84	175			
		Prone	97	97	194			
		Standing	89	83	172	541	-5x	
450	JANSSEN Richard	Kneeling	93	86	179			
		Prone	96	97	193			
		Standing	77	82	159	531	-7x	
20	<b>VEN - Venezuela</b>			<b>268</b>	<b>268</b>	<b>536</b>		
				<b>289</b>	<b>289</b>	<b>578</b>		
				<b>250</b>	<b>239</b>	<b>489</b>	<b>1603</b>	<b>-32x</b>
403	IEMMA HERNANDEZ Julio Cesar	Kneeling	92	97	189			
		Prone	97	99	196			
		Standing	92	91	183	568	-15x	
402	PEREZ ACOSTA Anibal Eduardo	Kneeling	94	88	182			
		Prone	97	95	192			
		Standing	94	86	180	554	-9x	
400	RODRIGUEZ Pablo	Kneeling	82	83	165			
		Prone	95	95	190			
		Standing	64	62	126	481	-8x	
21	<b>UAE - Utd Arab Emirates</b>			<b>258</b>	<b>269</b>	<b>527</b>		
				<b>288</b>	<b>278</b>	<b>566</b>		
				<b>238</b>	<b>258</b>	<b>496</b>	<b>1589</b>	<b>-23x</b>
111	ALMEQBAALI Mohammed	Kneeling	93	94	187			
		Prone	95	91	186			
		Standing	87	86	173	546	-11x	
115	ALHANAEE Salem	Kneeling	85	88	173			
		Prone	97	99	196			
		Standing	85	89	174	543	-10x	
110	ALKATHEERI Salem	Kneeling	80	87	167			
		Prone	96	88	184			
		Standing	66	83	149	500	-2x	



### Team Results

#### 团体成绩

Rank	Bib No.	Name	Stage	Series		Sub Total	Total	Remarks
				1	2			
<b>KUW - Kuwait</b>								
22				251	253	504		
				277	285	562		
				260	240	500	1566 -19x	
	531	ALENEZI Abdullah	Kneeling	86	87	173		
			Prone	94	97	191		
			Standing	85	80	165	529 -8x	A 2
	530	ALHARBI Abdullah	Kneeling	85	81	166		
			Prone	92	98	190		
			Standing	91	81	172	528 -7x	
	532	ALSUBAIE Mefareh	Kneeling	80	85	165		
			Prone	91	90	181		
			Standing	84	79	163	509 -4x	
<b>KOR - Republic of Korea</b>								
<b>DSQ</b>								
	390	KWON Ilgu	Kneeling	93	94	187		
			Prone	100	96	196		
			Standing	98	97	195	578 -17x	
	389	LEE Won Gyu	Kneeling	96	97	193		
			Prone	99	99	198		
			Standing	94	91	185	576 -16x	
	387	CHOI Youngjeon	Kneeling			0		
			Prone			0		
			Standing			0		DSQ
<b>KSA - Saudi Arabia</b>								
<b>DSQ</b>								
	162	ALHARBI HUSSAIN GHUWAYLI G	Kneeling	94	95	189		
			Prone	99	100	199		
			Standing	93	92	185	573 -16x	
	163	ALJUHAYDILI ABDULRAHMAN SAAD A	Kneeling	93	91	184		
			Prone	97	95	192		
			Standing	85	92	177	553 -10x	
	161	ALANAZI ABDULAZIZ KHALID Z	Kneeling			0		
			Prone			0		
			Standing			0		DSQ



### Team Results

#### 团体成绩

Rank	Bib No.	Name	Stage	Series		Sub Total	Total	Remarks
				1	2			
<b>DEN - Denmark</b>								
<b>DNS</b>								
223	OLSEN Steffen Halfdan	Kneeling	96	97	193			
		Prone	99	99	198			
		Standing	93	93	186	577	-17x	
224	AAGAARD Allan Villadsen	Kneeling	96	98	194			
		Prone	99	98	197			
		Standing	85	89	174	565	-16x	
225	LARSEN Jacob Holding	Kneeling			0			
		Prone			0			
		Standing			0			<b>DNS</b>
<b>MYA - Myanmar</b>								
<b>DNS</b>								
053	AUNG Hla Tun	Kneeling			0			
		Prone			0			
		Standing			0			<b>DNS</b>
054	HAN Kyaw Min	Kneeling			0			
		Prone			0			
		Standing			0			<b>DNS</b>
056	KHANT Myat Min	Kneeling			0			
		Prone			0			
		Standing			0			<b>DNS</b>

<b>Legend:</b>	<b>F</b> Female	<b>M</b> Male	<b>No.</b> Number
----------------	-----------------	---------------	-------------------





Results  
比赛成绩

Rank	Bib No.	Name	Nation Code	Position	Series		Sub Total	Total	Remarks
					1	2			
1	671	CAO Bo	CHN	Kneeling	95	98	193	574 -16x	
				Prone	99	96	195		
				Standing	93	93	186		
2	672	ZHAO Zhonghao	CHN	Kneeling	99	97	196	574 -14x	
				Prone	96	99	195		
				Standing	90	93	183		
3	340	LOCHBIHLER Jan	SUI	Kneeling	93	95	188	572 -16x	
				Prone	96	99	195		
				Standing	92	97	189		
4	482	LEPPA Aleksi	FIN	Kneeling	94	95	189	572 -15x	
				Prone	99	96	195		
				Standing	94	94	188		
5	264	SCHMIRL Alexander	AUT	Kneeling	97	96	193	571 -14x	
				Prone	98	97	195		
				Standing	89	94	183		
6	266	PICKL Bernhard	AUT	Kneeling	100	97	197	571 -14x	
				Prone	96	99	195		
				Standing	87	92	179		
7	263	RUMPLER Gernot	AUT	Kneeling	97	98	195	570 -17x	
				Prone	98	95	193		
				Standing	88	94	182		
8	487	AUTIO Juho	FIN	Kneeling	94	94	188	569 -18x	
				Prone	98	99	197		
				Standing	89	95	184		
9	341	DUFaux Gilles Vincent	SUI	Kneeling	98	98	196	569 -18x	
				Prone	96	96	192		
				Standing	91	90	181		
10	390	KWON Ilgu	KOR	Kneeling	96	92	188	569 -12x	
				Prone	96	95	191		
				Standing	97	93	190		
11	251	MARKOJA Robert	SLO	Kneeling	96	95	191	569 -10x	
				Prone	97	97	194		
				Standing	94	90	184		
12	033	WEAR Hans Kristian Boe	NOR	Kneeling	95	94	189	566 -19x	
				Prone	99	100	199		
				Standing	89	89	178		
13	296	NITTEL Mario Hardi	GER	Kneeling	93	95	188	566 -13x	
				Prone	97	98	195		
				Standing	88	95	183		
14	812	VELOSO Luiz	BRA	Kneeling	92	96	188	566 -12x	
				Prone	98	96	194		
				Standing	95	89	184		
15	031	LUND Kim Andre Aannestad	NOR	Kneeling	97	97	194	565 -13x	
				Prone	97	98	195		
				Standing	88	88	176		



Results  
比赛成绩

Rank	Bib No.	Name	Nation Code	Position	Series		Sub Total	Total	Remarks
					1	2			
16	670	HUI Zicheng	CHN	Kneeling	86	94	180	565 -12x	
				Prone	97	97	194		
				Standing	98	93	191		
17	583	RAYNAUD Alexis	FRA	Kneeling	93	92	185	564 -17x	
				Prone	97	96	193		
				Standing	92	94	186		
18	282	PENI Istvan Marton	HUN	Kneeling	97	97	194	564 -6x	
				Prone	97	96	193		
				Standing	91	86	177		
19	342	BEREUTER Rafael	SUI	Kneeling	95	95	190	563 -13x	
				Prone	99	100	199		
				Standing	88	86	174		
20	223	OLSEN Steffen Halfdan	DEN	Kneeling	94	95	189	562 -9x	
				Prone	97	97	194		
				Standing	91	88	179		
21	634	KRASKOWSKI Robert	POL	Kneeling	95	92	187	561 -3x	
				Prone	96	96	192		
				Standing	90	92	182		
22	636	BARTNIK Tomasz	POL	Kneeling	90	95	185	560 -12x	
				Prone	96	97	193		
				Standing	90	92	182		
23	851	GRIGORIAN Kirill	RUS	Kneeling	95	90	185	560 -10x	
				Prone	95	96	191		
				Standing	91	93	184		
24	387	CHOI Youngjeon	KOR	Kneeling	96	96	192	557 -15x	
				Prone	94	93	187		
				Standing	95	83	178		
25	900	HAJI Mahmood	BRN	Kneeling	91	94	185	556 -11x	
				Prone	97	97	194		
				Standing	88	89	177		
26	770	NALBANT Mert	TUR	Kneeling	95	83	178	548 -7x	
				Prone	95	94	189		
				Standing	90	91	181		
27	793	CHARNOU Uladzimir	BLR	Kneeling	84	93	177	546 -14x	
				Prone	97	95	192		
				Standing	85	92	177		
28	814	SAMPAIO Eduardo	BRA	Kneeling	96	95	191	468 -11x A	
				Prone	0	98	98		
				Standing	84	95	179		

A Athlete 814 SAMPAIO EDUARDO(BRA)-ISSF Rule 6.11.1.3 shoot on wrong command

Legend:  
No. Number



## Team Results

### 团体成绩

Rank	Bib No.	Name	Stage	Series		Sub Total	Total	Remarks
				1	2			
1	CHN - China			287	287	574		
				293	290	583		
				283	279	562	1719 -41x	CR
	672	ZHAO Zhonghao	Kneeling	95	97	192		
			Prone	100	98	198		
			Standing	93	91	184	574 -13x	
	670	HUI Zicheng	Kneeling	95	95	190		
			Prone	97	97	194		
			Standing	94	95	189	573 -14x	
	671	CAO Bo	Kneeling	97	95	192		
			Prone	96	95	191		
			Standing	96	93	189	572 -14x	
2	FIN - Finland			282	288	570		
				294	292	586		
				276	276	552	1708 -34x	
	487	AUTIO Juho	Kneeling	97	97	194		
			Prone	99	99	198		
			Standing	95	90	185	577 -14x	
	482	LEPPA Aleksii	Kneeling	93	97	190		
			Prone	96	99	195		
			Standing	94	96	190	575 -11x	
	488	KURKI Juho	Kneeling	92	94	186		
			Prone	99	94	193		
			Standing	87	90	177	556 -9x	
3	AUT - Austria			283	290	573		
				287	292	579		
				282	273	555	1707 -33x	
	263	RUMPLER Gernot	Kneeling	93	97	190		
			Prone	98	98	196		
			Standing	95	93	188	574 -13x	
	266	PICKL Bernhard	Kneeling	95	96	191		
			Prone	94	97	191		
			Standing	94	94	188	570 -9x	
	264	SCHMIRL Alexander	Kneeling	95	97	192		
			Prone	95	97	192		
			Standing	93	86	179	563 -11x	



## Team Results

### 团体成绩

Rank	Bib No.	Name	Stage	Series		Sub Total	Total	Remarks
				1	2			
4	<b>SUI - Switzerland</b>			<b>271</b>	<b>288</b>	<b>559</b>		
				<b>295</b>	<b>290</b>	<b>585</b>		
				<b>267</b>	<b>274</b>	<b>541</b>	<b>1685 -40x</b>	
342	BEREUTER Rafael	Kneeling	96	97	193			
		Prone	98	98	196			
		Standing	87	89	176	565 -14x		
341	DUFAUX Gilles Vincent	Kneeling	88	95	183			
		Prone	98	95	193			
		Standing	92	93	185	561 -14x		
340	LOCHBIHLER Jan	Kneeling	87	96	183			
		Prone	99	97	196			
		Standing	88	92	180	559 -12x		
5	<b>POL - Poland</b>			<b>284</b>	<b>280</b>	<b>564</b>		
				<b>288</b>	<b>289</b>	<b>577</b>		
				<b>279</b>	<b>264</b>	<b>543</b>	<b>1684 -33x</b>	
636	BARTNIK Tomasz	Kneeling	94	96	190			
		Prone	96	98	194			
		Standing	96	90	186	570 -13x		
634	KRASKOWSKI Robert	Kneeling	95	91	186			
		Prone	96	97	193			
		Standing	92	87	179	558 -10x		
635	SKORUPA Bartosz	Kneeling	95	93	188			
		Prone	96	94	190			
		Standing	91	87	178	556 -10x		
6	<b>NOR - Norway</b>			<b>292</b>	<b>295</b>	<b>587</b>		
				<b>286</b>	<b>291</b>	<b>577</b>		
				<b>257</b>	<b>259</b>	<b>516</b>	<b>1680 -40x</b>	
033	WEAR Hans Kristian Boe	Kneeling	99	97	196			
		Prone	97	97	194			
		Standing	93	95	188	578 -18x		
031	LUND Kim Andre Aannestad	Kneeling	95	99	194			
		Prone	92	97	189			
		Standing	87	90	177	560 -9x		
032	BAKKEN Ole Magnus	Kneeling	98	99	197			
		Prone	97	97	194			
		Standing	77	74	151	542 -13x		



## Team Results

### 团体成绩

Rank	Bib No.	Name	Stage	Series		Sub Total	Total	Remarks
				1	2			
7	<b>BRA - Brazil</b>			<b>286</b>	<b>291</b>	<b>577</b>		
				<b>287</b>	<b>288</b>	<b>575</b>		
				<b>262</b>	<b>252</b>	<b>514</b>	<b>1666 -27x</b>	
812	VELOSO Luiz	Kneeling	95	97	192			
		Prone	95	97	192			
		Standing	87	92	179	563 -8x		
814	SAMPAIO Eduardo	Kneeling	97	96	193			
		Prone	96	96	192			
		Standing	90	83	173	558 -10x		
813	MOREIRA Leonardo Vagner	Kneeling	94	98	192			
		Prone	96	95	191			
		Standing	85	77	162	545 -9x		
8	<b>TUR - Turkey</b>			<b>268</b>	<b>285</b>	<b>553</b>		
				<b>287</b>	<b>287</b>	<b>574</b>		
				<b>274</b>	<b>262</b>	<b>536</b>	<b>1663 -28x</b>	
770	NALBANT Mert	Kneeling	90	100	190			
		Prone	96	94	190			
		Standing	92	88	180	560 -12x		
777	CEYLAN Emrah	Kneeling	91	95	186			
		Prone	95	97	192			
		Standing	90	85	175	553 -9x		
771	COBAN Hasan	Kneeling	87	90	177			
		Prone	96	96	192			
		Standing	92	89	181	550 -7x		
9	<b>GER - Germany</b>			<b>277</b>	<b>279</b>	<b>556</b>		
				<b>290</b>	<b>292</b>	<b>582</b>		
				<b>257</b>	<b>265</b>	<b>522</b>	<b>1660 -28x</b>	
296	NITTEL Mario Hardi	Kneeling	89	95	184			
		Prone	98	98	196			
		Standing	86	90	176	556 -10x		
291	SEYFARTH Patrick	Kneeling	90	89	179			
		Prone	97	96	193			
		Standing	91	90	181	553 -8x		
292	LIEPELT Sebastian	Kneeling	98	95	193			
		Prone	95	98	193			
		Standing	80	85	165	551 -10x		



## Team Results

### 团体成绩

Rank	Bib No.	Name	Stage	Series		Sub Total	Total	Remarks
				1	2			
10	<b>RUS - Russia</b>			<b>276</b>	<b>278</b>	<b>554</b>		
				<b>290</b>	<b>286</b>	<b>576</b>		
				<b>260</b>	<b>262</b>	<b>522</b>	<b>1652 -31x</b>	
	851	GRIGORIAN Kirill	Kneeling	94	92	186		
			Prone	97	94	191		
			Standing	91	88	179	556 -10x	
	850	KONKOV Andrei	Kneeling	94	97	191		
			Prone	96	97	193		
			Standing	79	92	171	555 -8x	
	858	FETISOV Vladislav	Kneeling	88	89	177		
			Prone	97	95	192		
			Standing	90	82	172	541 -13x	<b>A 2</b>
11	<b>SLO - Slovenia</b>			<b>278</b>	<b>275</b>	<b>553</b>		
				<b>282</b>	<b>291</b>	<b>573</b>		
				<b>250</b>	<b>261</b>	<b>511</b>	<b>1637 -30x</b>	
	251	MARKOJA Robert	Kneeling	95	94	189		
			Prone	93	97	190		
			Standing	91	85	176	555 -16x	
	250	DEBEVEC Rajmond	Kneeling	95	94	189		
			Prone	98	98	196		
			Standing	75	89	164	549 -9x	
	252	ZISKO Dusan Janez	Kneeling	88	87	175		
			Prone	91	96	187		
			Standing	84	87	171	533 -5x	
12	<b>BLR - Belarus</b>			<b>273</b>	<b>282</b>	<b>555</b>		
				<b>284</b>	<b>286</b>	<b>570</b>		
				<b>242</b>	<b>255</b>	<b>497</b>	<b>1622 -35x</b>	
	793	CHARNOU Uladzimir	Kneeling	93	92	185		
			Prone	96	96	192		
			Standing	86	90	176	553 -13x	
	794	CHARHEIKA Illia	Kneeling	94	97	191		
			Prone	92	94	186		
			Standing	84	89	173	550 -15x	
	792	CHYHILEICHYK Yan	Kneeling	86	93	179		
			Prone	96	96	192		
			Standing	72	76	148	519 -7x	



## Team Results

### 团体成绩

Rank	Bib No.	Name	Stage	Series		Sub Total	Total	Remarks
				1	2			
13	IND - India			274	276	550		
				284	273	557		
				254	261	515	1622	-31x
650	HARJINDER SINGH	Kneeling	93	96	189			
		Prone	96	92	188			
		Standing	90	85	175	552	-11x	
655	RAHUL POONIA	Kneeling	90	93	183			
		Prone	98	88	186			
		Standing	76	93	169	538	-9x	
651	DALJIT SINGH	Kneeling	91	87	178			
		Prone	90	93	183			
		Standing	88	83	171	532	-11x	
14	KSA - Saudi Arabia			265	278	543		
				282	286	568		
				251	258	509	1620	-18x
162	ALHARBI HUSSAIN GHUWAYLI G	Kneeling	90	93	183			
		Prone	95	97	192			
		Standing	85	89	174	549	-8x	
161	ALANAZI ABDULAZIZ KHALID Z	Kneeling	86	94	180			
		Prone	92	94	186			
		Standing	85	85	170	536	-3x	
163	ALJUHAYDILI ABDULRAHMAN SAAD A	Kneeling	89	91	180			
		Prone	95	95	190			
		Standing	81	84	165	535	-7x	
15	HUN - Hungary			260	269	529		
				275	283	558		
				258	270	528	1615	-23x
282	PENI Istvan Marton	Kneeling	98	95	193			
		Prone	94	94	188			
		Standing	88	92	180	561	-10x	
280	SZABIAN Norbert	Kneeling	91	87	178			
		Prone	95	97	192			
		Standing	86	94	180	550	-7x	
281	PRAGAI Patrik	Kneeling	71	87	158			
		Prone	86	92	178			
		Standing	84	84	168	504	-6x	



## Team Results

### 团体成绩

Rank	Bib No.	Name	Stage	Series		Sub Total	Total	Remarks
				1	2			
16	<b>SWE - Sweden</b>			<b>262</b>	<b>279</b>	<b>541</b>		
				<b>281</b>	<b>284</b>	<b>565</b>		
				<b>248</b>	<b>256</b>	<b>504</b>	<b>1610</b>	<b>-23x</b>
175	JOENSSON Kim	Kneeling	87	92	179			
		Prone	96	95	191			
		Standing	86	86	172	542	-11x	
170	ERIKSSON Kjell	Kneeling	90	96	186			
		Prone	91	95	186			
		Standing	83	87	170	542	-8x	
171	LUNDQVIST Peter	Kneeling	85	91	176			
		Prone	94	94	188			
		Standing	79	83	162	526	-4x	
17	<b>NED - Netherlands</b>			<b>276</b>	<b>265</b>	<b>541</b>		
				<b>282</b>	<b>285</b>	<b>567</b>		
				<b>244</b>	<b>246</b>	<b>490</b>	<b>1598</b>	<b>-20x</b>
451	DE JONGH Johannes	Kneeling	94	94	188			
		Prone	95	95	190			
		Standing	84	82	166	544	-8x	
452	BRUIJNDERINK Jory	Kneeling	94	82	176			
		Prone	93	95	188			
		Standing	77	88	165	529	-8x	
450	JANSSEN Richard	Kneeling	88	89	177			
		Prone	94	95	189			
		Standing	83	76	159	525	-4x	
18	<b>ESP - Spain</b>			<b>267</b>	<b>265</b>	<b>532</b>		
				<b>287</b>	<b>284</b>	<b>571</b>		
				<b>240</b>	<b>247</b>	<b>487</b>	<b>1590</b>	<b>-24x</b>
364	GARCIA ENCINAR Juan Francisco	Kneeling	93	93	186			
		Prone	96	97	193			
		Standing	84	82	166	545	-13x	
363	PASCUA GARCIA Angel	Kneeling	89	88	177			
		Prone	100	94	194			
		Standing	84	88	172	543	-9x	
368	BARROSO FERNANDEZ Jose Antonio	Kneeling	85	84	169			
		Prone	91	93	184			
		Standing	72	77	149	502	-2x	





THU 24 OCT 2019  
Start Time 16:00

## Team Results

### 团体成绩

Rank	Bib No.	Name	Stage	Series		Sub Total	Total	Remarks
				1	2			
19	OMA - Oman			276	269	545		
				276	271	547		
				248	245	493	1585 -24x	
509	ALMALKI Salyem Mohammed Said	Kneeling	91	86	177			
		Prone	94	96	190			
		Standing	86	86	172	539 -5x		
507	ALSALMI Abdulaziz Mohsin Nasser	Kneeling	93	94	187			
		Prone	91	95	186			
		Standing	78	74	152	525 -8x		
508	ALABRI Yousuf Mohammed Nasser	Kneeling	92	89	181			
		Prone	91	80	171			
		Standing	84	85	169	521 -11x		
20	ECU - Ecuador			250	259	509		
				262	279	541		
				229	228	457	1507 -22x	
733	REYNOSO SANCHEZ Jimmy Santiago	Kneeling	88	89	177			
		Prone	93	93	186			
		Standing	91	85	176	539 -8x		
730	RIVAS PAZ Fernando David	Kneeling	78	85	163			
		Prone	94	95	189			
		Standing	85	88	173	525 -8x		
731	ZAMBRANO BONILLA Steven Joao	Kneeling	84	85	169			
		Prone	75	91	166			
		Standing	53	55	108	443 -6x		
21	KUW - Kuwait			245	262	507		
				253	263	516		
				230	243	473	1496 -7x	
530	ALHARBI Abdullah	Kneeling	80	88	168			
		Prone	91	91	182			
		Standing	77	86	163	513 -3x		
531	ALENEZI Abdullah	Kneeling	90	92	182			
		Prone	83	92	175			
		Standing	77	68	145	502 -2x		
532	ALSUBAIE Mefareh	Kneeling	75	82	157			
		Prone	79	80	159			
		Standing	76	89	165	481 -2x		



## Team Results

### 团体成绩

Rank	Bib No.	Name	Stage	Series		Sub Total	Total	Remarks
				1	2			
<b>UAE - Utd Arab Emirates</b>								
22				251	249	500		
				272	243	515		
				180	171	351	1366 -14x	
115	ALHANAEE Salem	Kneeling	86	82	168			
		Prone	94	87	181			
		Standing	60	61	121	470 -4x		
111	ALMEQBAALI Mohammed	Kneeling	93	90	183			
		Prone	94	86	180			
		Standing	60	43	103	466 -10x		
110	ALKATHEERI Salem	Kneeling	72	77	149			
		Prone	84	70	154			
		Standing	60	67	127	430 -0x		
<b>KOR - Republic of Korea</b>								
<b>DSQ</b>								
390	KWON Ilgu	Kneeling	95	94	189			
		Prone	99	98	197			
		Standing	93	91	184	570 -13x		
387	CHOI Youngjeon	Kneeling	93	95	188			
		Prone	96	99	195			
		Standing	89	92	181	564 -14x		
389	LEE Won Gyu	Kneeling			0			
		Prone			0			
		Standing			0			<b>DSQ</b>
<b>VEN - Venezuela</b>								
<b>DSQ</b>								
402	PEREZ ACOSTA Anibal Eduardo	Kneeling	93	92	185			
		Prone	91	88	179			
		Standing	78	90	168	532 -5x		
400	RODRIGUEZ Pablo	Kneeling	74	81	155			
		Prone	82	93	175			
		Standing	60	58	118	448 -1x	<b>B2</b>	
403	IEMMA HERNANDEZ Julio Cesar	Kneeling			0			
		Prone			0			
		Standing			0			<b>DSQ</b>



### Team Results

#### 团体成绩

Rank	Bib No.	Name	Stage	Series		Sub Total	Total	Remarks
				1	2			
<b>DEN - Denmark</b>								
<b>DNS</b>								
223	OLSEN Steffen Halfdan	Kneeling	96	96	192			
		Prone	97	96	193			
		Standing	91	92	183	568	-16x	
224	AAGAARD Allan Villadsen	Kneeling	95	92	187			
		Prone	96	98	194			
		Standing	87	89	176	557	-10x	
225	LARSEN Jacob Holding	Kneeling			0			
		Prone			0			
		Standing			0			<b>DNS</b>

<b>Legend:</b>			
F	Female	M	Male
		No.	Number



## Results

## 个人决赛比赛成绩

Rank	Bib No.	Name	Nation Code	Target	Total	Remarks
1	639	WOJTASIEWICZ Jaromir	POL		43	CISMR
2	862	ALIPOV Aleksei	RUS		42	
3	551	RESCA Daniele	ITA		33	
4	772	TUNCER Nedim Tolga	TUR		28	
5	674	XIA Wei	CHN		21	
6	331	MUHAMMAD FARRUKH NADEEM	PAK		14	

## Legend:

Comp. Competition

No. Number





Team Results  
团体成绩

Rank	Bib No.	Name	Series					Total	Remarks
			1	2	3	4	5		
<b>1</b>		<b>CHN - China</b>	<b>72</b>	<b>70</b>	<b>71</b>	<b>72</b>	<b>73</b>	<b>358</b>	<b>CR</b>
	674	XIA Wei	24	24	24	24	25	121	
	673	YU Xiaokai	25	23	23	24	24	119	
	676	GUO Yuhao	23	23	24	24	24	118	
<b>2</b>		<b>POL - Poland</b>	<b>73</b>	<b>71</b>	<b>70</b>	<b>72</b>	<b>68</b>	<b>354</b>	
	639	WOJTASIEWICZ Jaromir	24	24	25	24	24	121	
	638	PASIERBSKI Tomasz	25	23	25	25	22	120	
	637	KOWALCZYK Piotr	24	24	20	23	22	113	
<b>3</b>		<b>RUS - Russian</b>	<b>63</b>	<b>69</b>	<b>68</b>	<b>73</b>	<b>72</b>	<b>345</b>	
	862	ALIPOV Aleksei	24	24	25	25	24	122	
	853	SMYKOV Maksim	21	23	24	24	24	116	
	854	KABATSKIY Maxim	18	22	19	24	24	107	
<b>4</b>		<b>ITA - Italy</b>	<b>70</b>	<b>69</b>	<b>70</b>	<b>68</b>	<b>65</b>	<b>342</b>	
	551	RESCA Daniele	24	24	24	24	24	120	
	554	BARILLA Antonino	24	25	25	24	20	118	
	550	CROCE Massimo	22	20	21	20	21	104	
<b>5</b>		<b>ESP - Spain</b>	<b>68</b>	<b>70</b>	<b>66</b>	<b>66</b>	<b>71</b>	<b>341</b>	
	362	PEREZ LLAMAZARES David	22	25	23	22	24	116	
	361	PEREZ LLAMAZARES Raul	22	24	23	21	24	114	
	360	CUARESMA ORTIZ Francisco Jose	24	21	20	23	23	111	
<b>6</b>		<b>FIN - Finland</b>	<b>67</b>	<b>68</b>	<b>67</b>	<b>67</b>	<b>68</b>	<b>337</b>	
	486	MATIKAINEN Veli Matti	24	24	21	23	25	117	
	480	KOIVU Matias	22	23	23	22	20	110	
	485	MYLLYLA Mika	21	21	23	22	23	110	
<b>7</b>		<b>PAK - Pakistan</b>	<b>65</b>	<b>68</b>	<b>67</b>	<b>66</b>	<b>67</b>	<b>333</b>	
	331	MUHAMMAD FARRUKH NADEEM	25	24	23	24	24	120	
	333	AAMER IQBAL	22	23	25	20	23	113	
	332	ZAFAR UL HAQ	18	21	19	22	20	100	
<b>8</b>		<b>GER - Germany</b>	<b>65</b>	<b>62</b>	<b>71</b>	<b>61</b>	<b>63</b>	<b>322</b>	
	300	LOEW Andreas	23	24	24	22	22	115	
	290	BINDRICH Karsten	24	20	25	21	23	113	
	293	BARTHEL Friedrich Karl Olaf	18	18	22	18	18	94	
<b>9</b>		<b>QAT - Qatar</b>	<b>58</b>	<b>69</b>	<b>67</b>	<b>67</b>	<b>61</b>	<b>322</b>	
	133	AL ADBA Masoud Ali S A	23	22	22	22	23	112	
	131	AL ATHBA Masoud Hamad S A	19	24	22	23	18	106	
	132	MASOUD Rashid Taleb R A	16	23	23	22	20	104	
<b>10</b>		<b>OMA - Oman</b>	<b>63</b>	<b>63</b>	<b>61</b>	<b>68</b>	<b>59</b>	<b>314</b>	
	501	ALKHUZAIRI Ali Said Mohammed	24	23	22	24	20	113	
	500	ALRAHBI Bader Omair Said	19	22	18	22	20	101	
	502	ALMAQBALI Khamis Rashid Salim	20	18	21	22	19	100	



## Team Results

### 团体成绩

Rank	Bib No.	Name	Series					Total	Remarks
			1	2	3	4	5		
<b>11</b>		<b>KUW - Kuwait</b>	<b>59</b>	<b>55</b>	<b>61</b>	<b>58</b>	<b>56</b>	<b>289</b>	
	520	ALRASHIDI Abdulaziz	22	20	18	22	22	104	
	522	ALMUTAIRI Saad	18	18	24	21	19	100	
	525	ALMUTAIRI Majed	19	17	19	15	15	85	
<b>12</b>		<b>SRI - Sri Lanka</b>	<b>24</b>	<b>22</b>	<b>31</b>	<b>36</b>	<b>30</b>	<b>143</b>	
	763	RATHNAYAKE Chaminda Sanjeewa	11	11	16	19	15	72	
	760	MADUSHANKA Rathnayaka Gamage Prasad	5	9	10	10	11	45	
	761	RANASINGHE M.A.S.B.	8	2	5	7	4	26	

**Legend:**

**CR** CISM Record  
**No.** Number

**F** Female

**M** Male



WUHAN 2019  
7th CISM Military World Games

Caidian National Defense Park Shooting Venue  
蔡甸国防园射击场馆

FRI 25 OCT 2019  
Start Time 16:45

Shooting  
射击  
Shotgun Men Skeet Individual  
男子飞碟双向个人  
Final  
决赛



Results  
个人决赛比赛成绩

Rank	Bib No.	Name	Nation Code	Target						Total	Remarks
1	675	WANG Yang	CHN	■ ■ ■ ■ □	■ □	■ ■ ■ ■	■ ■ ■ ■ □	■ ■	■ ■ ■ ■	56	CR
				■ ■ ■ ■	■ ■	■ ■ ■ ■	■ ■ ■ ■	■ ■	■ ■ ■ ■		
				■ ■ ■ ■	■ ■	■ ■ ■ ■	■ ■ ■ ■	■ ■	■ ■ ■ ■		
2	555	CICCOTTI Cristian	ITA	■ ■ ■ ■	■ ■	■ ■ ■ ■	■ ■ ■ ■ □	■ ■	■ ■ ■ ■	53	
				■ ■ ■ ■ □	■ □	■ ■ ■ ■	■ ■ ■ ■	■ ■	■ ■ ■ ■ □		
				□ ■ ■ ■	■ ■	■ ■ ■ ■	■ ■ ■ ■ □	■ ■	■ ■ ■ ■		
3	855	ASTAKHOV Anton	RUS	■ ■ ■ ■	■ ■	■ ■ ■ ■	■ ■ ■ ■	■ ■	□ ■ ■ ■	42	
				■ □ ■ ■	■ ■	■ ■ ■ ■ □	□ ■ ■ ■	■ ■	■ ■ ■ ■		
				■ ■ ■ ■	■ □	■ ■ ■ ■					
4	856	ZEMLIN Alexander	RUS	■ ■ ■ ■	■ ■	■ ■ ■ ■	■ ■ ■ ■	■ □	■ ■ ■ ■	33	
				□ ■ ■ ■	■ ■	■ ■ ■ ■ □	■ ■ ■ ■ □	□ ■	■ ■ ■ ■		
5	294	HAAGA Vincent Christopher	GER	■ ■ ■ ■ □	■ ■	■ ■ ■ ■	■ ■ ■ ■	■ ■	■ ■ ■ ■ □	26	
				■ ■ ■ ■ □	■ ■	■ ■ ■ ■ □					
6	484	KOSSI Oskari	FIN	■ ■ ■ ■	□ ■	■ ■ ■ ■	■ □ ■ ■ □	■ ■	■ ■ ■ ■	17	

<b>Legend:</b>	
<b>Comp.</b> Competition	<b>No.</b> Number



### Team Results 团体成绩

Rank	Bib No.	Name	Series					Total	Remarks
			1	2	3	4	5		
<b>1</b>		<b>RUS - Russia</b>	<b>73</b>	<b>74</b>	<b>74</b>	<b>73</b>	<b>70</b>	<b>364</b>	<b>ECR</b>
	856	ZEMLIN Alexander	25	25	25	24	24	123	
	855	ASTAKHOV Anton	24	24	25	25	24	122	
	857	SKOROBOGATOV Aleksei	24	25	24	24	22	119	
<b>2</b>		<b>FIN - Finland</b>	<b>73</b>	<b>71</b>	<b>72</b>	<b>71</b>	<b>73</b>	<b>360</b>	
	484	KOSSI Oskari	24	25	24	24	24	121	
	481	KALLIOINEN Eetu	24	22	25	24	25	120	
	483	ASPHOLM Tomi	25	24	23	23	24	119	
<b>3</b>		<b>ITA - Italy</b>	<b>72</b>	<b>71</b>	<b>72</b>	<b>70</b>	<b>72</b>	<b>357</b>	
	555	CICCOTTI Cristian	25	25	23	23	24	120	
	552	ANDREONI Valerio	23	23	24	24	25	119	
	553	FUSO Emanuele	24	23	25	23	23	118	
<b>4</b>		<b>GER - Germany</b>	<b>69</b>	<b>72</b>	<b>72</b>	<b>75</b>	<b>69</b>	<b>357</b>	
	294	HAAGA Vincent Christopher	23	25	24	25	24	121	
	301	KORTE Sven Juergen Friedrich	24	23	25	25	23	120	
	295	BUCHHEIM Ralf	22	24	23	25	22	116	
<b>5</b>		<b>CHN - China</b>	<b>73</b>	<b>72</b>	<b>74</b>	<b>71</b>	<b>67</b>	<b>357</b>	
	675	WANG Yang	25	25	24	25	24	123	
	677	XU Ying	25	23	25	25	22	120	
	679	ZHANG Fan	23	24	25	21	21	114	
<b>6</b>		<b>KOR - Republic of Korea</b>	<b>69</b>	<b>70</b>	<b>71</b>	<b>70</b>	<b>69</b>	<b>349</b>	
	388	LEE Wanghyeon	25	24	25	23	23	120	
	385	LEE Minung	23	24	21	23	24	115	
	380	KIM Minsu	21	22	25	24	22	114	
<b>7</b>		<b>AZE - Azerbaijan</b>	<b>71</b>	<b>70</b>	<b>70</b>	<b>70</b>	<b>67</b>	<b>348</b>	
	440	JAFAROV Emin	23	24	24	23	24	118	
	442	GURBANOV Fuad	24	22	24	24	22	116	
	441	AGHAZADA Niyaz	24	24	22	23	21	114	
<b>8</b>		<b>QAT - Qatar</b>	<b>69</b>	<b>68</b>	<b>68</b>	<b>61</b>	<b>70</b>	<b>336</b>	
	130	AL ATIAYA A Aziz Saleh N	23	23	23	21	24	114	
	135	AL MUHANNADI Khalid Rashid M S	23	22	21	23	23	112	
	134	AL MANNAI Hassen Ali E	23	23	24	17	23	110	
<b>9</b>		<b>OMA - Oman</b>	<b>68</b>	<b>63</b>	<b>65</b>	<b>70</b>	<b>69</b>	<b>335</b>	
	512	ALHATALI Naghmush Adnan Naghmush	22	23	21	22	25	113	
	503	ALNASSERI Yasir Salim Mohammed	23	20	23	24	22	112	
	511	ALGHARBI Mohammed Hamed Hashil	23	20	21	24	22	110	
<b>10</b>		<b>THA - Thailand</b>	<b>60</b>	<b>66</b>	<b>68</b>	<b>72</b>	<b>65</b>	<b>331</b>	
	602	JANGPANICH Tanapat	22	23	24	25	23	117	
	601	HATHAICHUKIAT Jiranunt	19	23	24	23	22	111	<b>A</b>
	600	VANGTAL Kasem	19	20	20	24	20	103	





WUHAN 2019  
7th CISM Military World Games

Caidian National Defense Park Shooting Venue  
蔡甸国防园射击场馆

FRI 25 OCT 2019  
Start Time 14:25

Shooting  
射击  
Shotgun Men Skeet Team  
男子飞碟双向团体



### Team Results

团体成绩

Rank	Bib No.	Name	Series					Total	Remarks
			1	2	3	4	5		
<b>11</b>		<b>KUW - Kuwait</b>	<b>68</b>	<b>68</b>	<b>61</b>	<b>67</b>	<b>62</b>	<b>326</b>	
	524	ALMUTAIRI Khaled	25	24	23	23	21	116	
	521	ALGAREEB Yousef	21	22	21	23	19	106	
	523	ALAZEMI Dhari	22	22	17	21	22	104	
<b>12</b>		<b>IRL - Ireland</b>	<b>59</b>	<b>61</b>	<b>64</b>	<b>60</b>	<b>61</b>	<b>305</b>	
	802	REYNOLDS John	19	22	22	21	23	107	
	803	DUNNE Neil	21	21	22	20	20	104	
	800	KENNEDY Colin	19	18	20	19	18	94	

**Legend:**

**F** Female

**M** Male

**No.** Number



Results  
 比赛成绩

Rank	Bib No.	Name	Nation Code	Stage	Series			Sub Total	Total	Remarks
					1	2	3			
1	309	REITZ Sandra Stanja	GER	Precision	99	99	98	296	590 -22x	ECR
				Rapid	99	98	97	294		
2	691	XIONG Yaxuan	CHN	Precision	96	98	97	291	587 -19x	S-off:49+50
				Rapid	97	100	99	296		
3	606	YANGPAIBOON Naphaswan	THA	Precision	96	95	97	288	587 -27x	S-off:49+49
				Rapid	100	99	100	299		
4	692	LIN Yuemei	CHN	Precision	97	96	99	292	587 -19x	S-off:46
				Rapid	98	99	98	295		
5	718	OTRYAD Gundegmaa	MGL	Precision	96	96	98	290	586 -22x	
				Rapid	99	99	98	296		
6	269	STEINER Sylvia	AUT	Precision	95	98	97	290	585 -22x	
				Rapid	98	100	97	295		
7	642	TOMALA Joanna	POL	Precision	97	98	94	289	584 -22x	
				Rapid	97	99	99	295		
8	591	GOBERVILLE Celine	FRA	Precision	97	97	98	292	584 -20x	
				Rapid	99	97	96	292		
9	588	LAMOLLE Mathilde	FRA	Precision	95	96	94	285	583 -27x	
				Rapid	100	99	99	298		
10	736	DURANGO FLORES Diana Cristina	ECU	Precision	93	98	96	287	582 -15x	
				Rapid	98	100	97	295		
11	395	JANG Eunja	KOR	Precision	97	96	94	287	581 -19x	
				Rapid	96	99	99	294		
12	715	GANTUMUR Kherlentseteg	MGL	Precision	97	94	97	288	581 -18x	
				Rapid	99	96	98	293		
13	866	CHERNOUSOVA Margarita	RUS	Precision	100	94	95	289	581 -17x	
				Rapid	98	97	97	292		
14	087	PAK Hyon Gyong	PRK	Precision	96	96	96	288	580 -19x	
				Rapid	96	99	97	292		
15	397	PARK Hyun Joo	KOR	Precision	97	97	94	288	580 -19x	
				Rapid	99	96	97	292		
16	304	SKERIES Michelle	GER	Precision	95	97	96	288	580 -16x	
				Rapid	99	97	96	292		
17	155	ARUNOVIC Zorana	SRB	Precision	96	98	98	292	579 -18x	
				Rapid	97	93	97	287		
18	694	ZHANG Mengyuan	CHN	Precision	93	96	96	285	579 -17x	
				Rapid	97	97	100	294		
19	714	TUMURCHUDUR Bayarmaa	MGL	Precision	92	96	98	286	579 -10x	
				Rapid	100	96	97	293		
20	138	ALMUBARAK Aldana Saad N M	QAT	Precision	94	98	96	288	578 -21x	
				Rapid	99	93	98	290		
21	396	KANG Gyujeong	KOR	Precision	98	97	96	291	578 -19x	
				Rapid	97	94	96	287		



Results  
 比赛成绩

Rank	Bib No.	Name	Nation Code	Stage	Series			Sub Total	Total	Remarks
					1	2	3			
22	643	SZPEK Slawomira	POL	Precision	96	94	98	288	<b>578 -15x</b>	
				Rapid	98	98	94	290		
23	693	YAO Yushi	CHN	Precision	98	92	96	286	<b>577 -20x</b>	
				Rapid	98	95	98	291		
24	864	TIMOFEEVA Anna	RUS	Precision	93	96	97	286	<b>577 -17x</b>	
				Rapid	99	97	95	291		
25	311	VENNEKAMP Doreen	GER	Precision	96	94	99	289	<b>577 -15x</b>	
				Rapid	99	95	94	288		
26	641	KOREJWO Agnieszka	POL	Precision	98	95	96	289	<b>576 -17x</b>	
				Rapid	95	94	98	287		
27	084	KANG Un Byol	PRK	Precision	94	95	95	284	<b>576 -15x</b>	
				Rapid	97	98	97	292		
28	157	MILOVANOVIC Jasmina	SRB	Precision	97	94	97	288	<b>576 -12x</b>	
				Rapid	96	97	95	288		
29	608	PRUCKSAKORN Tanyaporn	THA	Precision	95	95	92	282	<b>575 -18x</b>	
				Rapid	98	98	97	293		
30	086	RI Su Rim	PRK	Precision	94	99	95	288	<b>574 -16x</b>	
				Rapid	93	98	95	286		
31	085	KIM Phygong A	PRK	Precision	98	92	92	282	<b>573 -15x</b>	
				Rapid	97	100	94	291		
32	640	NOWAK Agata	POL	Precision	97	93	94	284	<b>573 -9x</b>	
				Rapid	96	98	95	289		
33	867	KORSHUNOVA Ekaterina	RUS	Precision	95	100	95	290	<b>572 -16x</b>	
				Rapid	96	91	95	282		
34	724	NGUYEN Thuy Dung	VIE	Precision	91	95	93	279	<b>572 -15x</b>	
				Rapid	97	97	99	293		
35	723	le Thi Linh Chi	VIE	Precision	94	96	95	285	<b>571 -12x</b>	
				Rapid	91	97	98	286		
36	766	de ALVIS KULATHUNGE Amali Iroshani	SRI	Precision	97	93	95	285	<b>571 -7x</b>	
				Rapid	97	94	95	286		
37	605	SOWSANGA Pattarasuda	THA	Precision	92	94	90	276	<b>566 -14x</b>	
				Rapid	98	95	97	290		
38	607	KLAISUBAN Pim On	THA	Precision	98	91	88	277	<b>566 -13x</b>	
				Rapid	95	96	98	289		
39	822	BREIDE Cibele	BRA	Precision	94	94	92	280	<b>564 -14x</b>	
				Rapid	93	97	94	284		
40	178	KLASSON Maria	SWE	Precision	93	94	92	279	<b>561 -10x</b>	
				Rapid	94	92	96	282		
41	022	PAVLOVA Spaska	BUL	Precision	89	95	89	273	<b>560 -11x</b>	
				Rapid	95	97	95	287		
42	226	VILLEMOES Pia Eghoej	DEN	Precision	90	92	91	273	<b>559 -8x</b>	
				Rapid	93	96	97	286		



Results  
比赛成绩

Rank	Bib No.	Name	Nation Code	Stage	Series			Sub Total	Total	Remarks
					1	2	3			
43	420	FAINBERG Yelena	KAZ	Precision	91	91	92	274	558 -14x	
				Rapid	94	94	96	284		
44	058	NWE Chit Soe	MYA	Precision	87	91	97	275	557 -7x	
				Rapid	89	96	97	282		
45	752	RIVERA Brianda	PER	Precision	95	93	91	279	554 -16x	
				Rapid	91	90	94	275		
46	197	BLANKA Ilze	LAT	Precision	82	89	89	260	550 -15x	
				Rapid	97	97	96	290		
47	244	LEURS Eline	BEL	Precision	85	92	92	269	550 -12x	
				Rapid	92	94	95	281		
48	323	NUNEZ Jocelyn	CHI	Precision	87	90	90	267	550 -6x	
				Rapid	95	97	91	283		
49	349	VILLIGER Rebecca	SUI	Precision	96	94	89	279	548 -14x	
				Rapid	83	92	94	269		
50	039	ULLVASSVEEN Marianne	NOR	Precision	87	93	93	273	544 -12x	
				Rapid	82	93	96	271		

<b>Legend:</b>		
No.	Number	x Inner ten



Results  
比赛成绩

Rank	Bib No.	Name	Nation Code	Position	Series		Sub Total	Total	Remarks
					1	2			
1	718	OTRYAD Gundegmaa	MGL	10 sec	98	99	197	<b>590 -19x</b>	
				8 sec	99	98	197		
				6 sec	96	100	196		
2	715	GANTUMUR Kherlentsetseg	MGL	10 sec	98	99	197	<b>589 -26x</b>	
				8 sec	98	100	198		
				6 sec	100	94	194		
3	692	LIN Yuemei	CHN	10 sec	100	99	199	<b>588 -23x</b>	
				8 sec	97	99	196		
				6 sec	97	96	193		
4	691	XIONG Yaxuan	CHN	10 sec	98	98	196	<b>587 -21x</b>	
				8 sec	98	98	196		
				6 sec	95	100	195		
5	694	ZHANG Mengyuan	CHN	10 sec	97	99	196	<b>584 -26x</b>	
				8 sec	98	99	197		
				6 sec	95	96	191		
6	606	YANGPAIBOON Naphaswan	THA	10 sec	98	98	196	<b>583 -23x</b>	
				8 sec	96	99	195		
				6 sec	96	96	192		
7	311	VENNEKAMP Doreen	GER	10 sec	99	96	195	<b>583 -20x</b>	
				8 sec	98	97	195		
				6 sec	99	94	193		
8	588	LAMOLLE Mathilde	FRA	10 sec	94	100	194	<b>582 -17x</b>	
				8 sec	98	95	193		
				6 sec	97	98	195		
9	309	REITZ Sandra Stanja	GER	10 sec	97	97	194	<b>581 -20x</b>	
				8 sec	99	98	197		
				6 sec	95	95	190		
10	085	KIM Phyoung A	PRK	10 sec	94	96	190	<b>581 -19x</b>	
				8 sec	98	98	196		
				6 sec	98	97	195		
11	304	SKERIES Michelle	GER	10 sec	95	100	195	<b>580 -17x</b>	
				8 sec	93	96	189		
				6 sec	99	97	196		
12	866	CHERNOUSOVA Margarita	RUS	10 sec	99	98	197	<b>579 -19x</b>	
				8 sec	99	96	195		
				6 sec	93	94	187		
13	865	MEDVEDEVA Svetlana	RUS	10 sec	97	100	197	<b>577 -18x</b>	
				8 sec	98	96	194		
				6 sec	87	99	186		
14	395	JANG Eunja	KOR	10 sec	96	97	193	<b>576 -18x</b>	
				8 sec	97	97	194		
				6 sec	96	93	189		
15	723	le Thi Linh Chi	VIE	10 sec	97	95	192	<b>576 -17x</b>	
				8 sec	95	97	192		
				6 sec	96	96	192		



Results  
比赛成绩

Rank	Bib No.	Name	Nation Code	Position	Series		Sub Total	Total	Remarks
					1	2			
16	087	PAK Hyon Gyong	PRK	10 sec	97	97	194	<b>576 -15x</b>	
				8 sec	97	93	190		
				6 sec	94	98	192		
17	086	RI Su Rim	PRK	10 sec	96	96	192	<b>576 -12x</b>	
				8 sec	98	98	196		
				6 sec	96	92	188		
18	269	STEINER Sylvia	AUT	10 sec	98	97	195	<b>575 -17x</b>	
				8 sec	95	98	193		
				6 sec	92	95	187		
19	736	DURANGO FLORES Diana Cristina	ECU	10 sec	98	98	196	<b>575 -13x</b>	
				8 sec	95	95	190		
				6 sec	92	97	189		
20	397	PARK Hyun Joo	KOR	10 sec	97	97	194	<b>573 -18x</b>	
				8 sec	99	97	196		
				6 sec	88	95	183		
21	867	KORSHUNOVA Ekaterina	RUS	10 sec	97	96	193	<b>573 -17x</b>	
				8 sec	98	96	194		
				6 sec	92	94	186		
22	605	SOWSANGA Pattarasuda	THA	10 sec	97	97	194	<b>573 -16x</b>	
				8 sec	97	95	192		
				6 sec	91	96	187		
23	642	TOMALA Joanna	POL	10 sec	95	97	192	<b>572 -15x</b>	
				8 sec	99	98	197		
				6 sec	90	93	183		
24	039	ULLVASSVEEN Marianne	NOR	10 sec	99	96	195	<b>572 -13x</b>	
				8 sec	95	96	191		
				6 sec	94	92	186		
25	693	YAO Yushi	CHN	10 sec	98	98	196	<b>571 -21x</b>	
				8 sec	97	98	195		
				6 sec	93	87	180		
26	641	KOREJWO Agnieszka	POL	10 sec	96	98	194	<b>571 -10x</b>	
				8 sec	96	96	192		
				6 sec	91	94	185		
27	714	TUMURCHUDUR Bayarmaa	MGL	10 sec	96	100	196	<b>570 -19x</b>	
				8 sec	100	99	199		
				6 sec	93	82	175		
28	864	TIMOFEEVA Anna	RUS	10 sec	97	96	193	<b>570 -17x</b>	
				8 sec	92	93	185		
				6 sec	96	96	192		
29	643	SZPEK Slawomira	POL	10 sec	98	98	196	<b>570 -13x</b>	
				8 sec	95	94	189		
				6 sec	91	94	185		
30	084	KANG Un Byol	PRK	10 sec	99	96	195	<b>569 -18x</b>	
				8 sec	92	96	188		
				6 sec	96	90	186		



Results  
比赛成绩

Rank	Bib No.	Name	Nation Code	Position	Series		Sub Total	Total	Remarks
					1	2			
31	195	KRIEKE JERMACANE Anita	LAT	10 sec	94	96	190	<b>569 -14x</b>	
				8 sec	98	95	193		
				6 sec	93	93	186		
32	591	GOBERVILLE Celine	FRA	10 sec	97	95	192	<b>568 -14x</b>	
				8 sec	94	97	191		
				6 sec	92	93	185		
33	640	NOWAK Agata	POL	10 sec	96	100	196	<b>567 -20x</b>	
				8 sec	96	94	190		
				6 sec	88	93	181		
34	396	KANG Gyujeong	KOR	10 sec	93	97	190	<b>567 -18x</b>	
				8 sec	95	96	191		
				6 sec	93	93	186		
35	824	da CRUZ Tatiana	BRA	10 sec	96	94	190	<b>566 -13x</b>	
				8 sec	94	96	190		
				6 sec	95	91	186		
36	197	BLANKA Ilze	LAT	10 sec	96	92	188	<b>564 -13x</b>	
				8 sec	95	95	190		
				6 sec	92	94	186		
37	156	DJORDJEVIC Tamara	SRB	10 sec	92	93	185	<b>564 -7x</b>	
				8 sec	94	99	193		
				6 sec	93	93	186		
38	420	FAINBERG Yelena	KAZ	10 sec	91	95	186	<b>561 -11x</b>	
				8 sec	93	99	192		
				6 sec	93	90	183		
39	607	KLAISUBAN Pim On	THA	10 sec	97	90	187	<b>560 -13x</b>	
				8 sec	94	96	190		
				6 sec	91	92	183		
40	823	LIMA Ana Luiza	BRA	10 sec	95	97	192	<b>560 -10x</b>	
				8 sec	88	92	180		
				6 sec	94	94	188		
41	349	VILLIGER Rebecca	SUI	10 sec	94	98	192	<b>556 -13x</b>	
				8 sec	96	89	185		
				6 sec	89	90	179		
42	226	VILLEMOES Pia Eghoej	DEN	10 sec	96	96	192	<b>553 -13x</b>	
				8 sec	96	93	189		
				6 sec	94	78	172		
43	766	de ALVIS KULATHUNGE Amali Iroshani	SRI	10 sec	95	93	188	<b>546 -9x</b>	
				8 sec	88	95	183		
				6 sec	90	85	175		
44	323	NUNEZ Jocelyn	CHI	10 sec	95	98	193	<b>543 -13x</b>	
				8 sec	89	93	182		
				6 sec	81	87	168		
45	179	OEBERG Maria	SWE	10 sec	93	94	187	<b>543 -9x</b>	
				8 sec	91	91	182		
				6 sec	84	90	174		



Results  
比赛成绩

Rank	Bib No.	Name	Nation Code	Position	Series		Sub Total	Total	Remarks
					1	2			
46	022	PAVLOVA Spaska	BUL	10 sec	94	86	180		
				8 sec	95	93	188		
				6 sec	88	87	175	<b>543 -6x</b>	
47	893	CATURWATI Yuni	INA	10 sec	93	94	187		
				8 sec	89	99	188		
				6 sec	82	82	164	<b>539 -10x</b>	
48	063	WAI Mei Thet Hninn	MYA	10 sec	88	91	179		
				8 sec	89	92	181		
				6 sec	91	88	179	<b>539 -6x</b>	
49	372	MARTINEZ SALIDO Ana	ESP	10 sec	87	92	179		
				8 sec	89	88	177		
				6 sec	86	90	176	<b>532 -7x</b>	
50	752	RIVERA Brianda	PER	10 sec	93	62	155		
				8 sec	95	96	191		
				6 sec	92	89	181	<b>527 -11x</b>	

A2 Athlete 858 FETISOV VLADISLAV(RUS) - ISSF Rule 6.11.6.3 cross fire

Legend:  
No. Number





WUHAN 2019  
7th CISM Military World Games

Caidian National Defense Park Shooting Venue

蔡甸国防园射击场馆

THU 24 OCT 2019

Start Time 17:00

Shooting

射击

25m Military Rapid Fire Pistol Women - Team

女子25米手枪军事速射团体



## Team Results

团体成绩

Rank	Bib No.	Name	Stage	Series		Sub Total	Total	Remarks
				1	2			
1	<b>CHN - China</b>			<b>292</b>	<b>295</b>	<b>587</b>		
				<b>293</b>	<b>294</b>	<b>587</b>		
				<b>283</b>	<b>281</b>	<b>564</b>	<b>1738 -59x</b>	
	694	ZHANG Mengyuan	10 sec	98	100	198		
			8 sec	98	100	198		
			6 sec	93	92	185	581 -18x	
	691	XIONG Yaxuan	10 sec	96	98	194		
			8 sec	97	99	196		
			6 sec	97	93	190	580 -22x	
	693	YAO Yushi	10 sec	98	97	195		
		8 sec	98	95	193			
		6 sec	93	96	189	577 -19x		
2	<b>PRK - D.P.R Korea</b>			<b>290</b>	<b>286</b>	<b>576</b>		
				<b>290</b>	<b>293</b>	<b>583</b>		
				<b>287</b>	<b>289</b>	<b>576</b>	<b>1735 -49x</b>	
	084	KANG Un Byol	10 sec	98	97	195		
			8 sec	97	99	196		
			6 sec	96	95	191	582 -17x	
	087	PAK Hyon Gyong	10 sec	97	97	194		
			8 sec	99	97	196		
			6 sec	94	98	192	582 -17x	
	086	RI Su Rim	10 sec	95	92	187		
		8 sec	94	97	191			
		6 sec	97	96	193	571 -15x		
3	<b>POL - Poland</b>			<b>295</b>	<b>289</b>	<b>584</b>		
				<b>291</b>	<b>288</b>	<b>579</b>		
				<b>292</b>	<b>279</b>	<b>571</b>	<b>1734 -46x</b>	
	641	KOREJWO Agnieszka	10 sec	98	98	196		
			8 sec	98	98	196		
			6 sec	98	97	195	587 -16x	
	640	NOWAK Agata	10 sec	100	100	200		
			8 sec	99	94	193		
			6 sec	96	91	187	580 -17x	
	642	TOMALA Joanna	10 sec	97	91	188		
		8 sec	94	96	190			
		6 sec	98	91	189	567 -13x		
4	<b>GER - Germany</b>			<b>296</b>	<b>286</b>	<b>582</b>		
				<b>290</b>	<b>286</b>	<b>576</b>		
				<b>285</b>	<b>287</b>	<b>572</b>	<b>1730 -55x</b>	
	309	REITZ Sandra Stanja	10 sec	98	94	192		
			8 sec	97	98	195		
			6 sec	95	97	192	579 -24x	
	311	VENNEKAMP Doreen	10 sec	99	96	195		
			8 sec	97	96	193		
			6 sec	96	94	190	578 -17x	
	304	SKERIES Michelle	10 sec	99	96	195		
		8 sec	96	92	188			
		6 sec	94	96	190	573 -14x		



WUHAN 2019  
7th CISM Military World Games

Caidian National Defense Park Shooting Venue  
蔡甸国防园射击场馆

THU 24 OCT 2019  
Start Time 17:00

Shooting  
射击

25m Military Rapid Fire Pistol Women - Team  
女子25米手枪军事速射团体



## Team Results

团体成绩

Rank	Bib No.	Name	Stage	Series		Sub Total	Total	Remarks
				1	2			
5	<b>MGL - Mongolia</b>			<b>289</b>	<b>296</b>	<b>585</b>		
				<b>293</b>	<b>293</b>	<b>586</b>		
				<b>285</b>	<b>272</b>	<b>557</b>	<b>1728 -48x</b>	
	718	OTRYAD Gundegmaa	10 sec	98	99	197		
			8 sec	99	98	197		
			6 sec	97	92	189	583 -18x	
	715	GANTUMUR Kherlentsetseg	10 sec	96	98	194		
			8 sec	97	97	194		
			6 sec	94	96	190	578 -14x	
	714	TUMURCHUDUR Bayarmaa	10 sec	95	99	194		
			8 sec	97	98	195		
			6 sec	94	84	178	567 -16x	
6	<b>KOR - Republic of Korea</b>			<b>290</b>	<b>291</b>	<b>581</b>		
				<b>292</b>	<b>289</b>	<b>581</b>		
				<b>278</b>	<b>287</b>	<b>565</b>	<b>1727 -47x</b>	
	397	PARK Hyun Joo	10 sec	98	98	196		
			8 sec	100	98	198		
			6 sec	92	97	189	583 -22x	
	395	JANG Eunja	10 sec	98	95	193		
			8 sec	95	97	192		
			6 sec	95	94	189	574 -16x	
	396	KANG Gyujeong	10 sec	94	98	192		
			8 sec	97	94	191		
			6 sec	91	96	187	570 -9x	
7	<b>RUS - Russia</b>			<b>291</b>	<b>282</b>	<b>573</b>		
				<b>289</b>	<b>291</b>	<b>580</b>		
				<b>281</b>	<b>286</b>	<b>567</b>	<b>1720 -50x</b>	
	864	TIMOFEEVA Anna	10 sec	97	98	195		
			8 sec	99	97	196		
			6 sec	95	96	191	582 -23x	
	865	MEDVEDEVA Svetlana	10 sec	97	98	195		
			8 sec	93	97	190		
			6 sec	97	95	192	577 -11x	
	867	KORSHUNOVA Ekaterina	10 sec	97	86	183		
			8 sec	97	97	194		
			6 sec	89	95	184	561 -16x	
8	<b>THA - Thailand</b>			<b>286</b>	<b>295</b>	<b>581</b>		
				<b>287</b>	<b>288</b>	<b>575</b>		
				<b>278</b>	<b>263</b>	<b>541</b>	<b>1697 -40x</b>	
	606	YANGPAIBOON Naphaswan	10 sec	96	99	195		
			8 sec	99	96	195		
			6 sec	98	94	192	582 -24x	
	605	SOWSANGA Pattarasuda	10 sec	92	97	189		
			8 sec	96	96	192		
			6 sec	92	85	177	558 -8x	
	608	PRUCKSAKORN Tanyaporn	10 sec	98	99	197		
			8 sec	92	96	188		
			6 sec	88	84	172	557 -8x	



WUHAN 2019  
7th CISM Military World Games

Caidian National Defense Park Shooting Venue  
蔡甸国防园射击场馆

THU 24 OCT 2019  
Start Time 17:00

Shooting  
射击

25m Military Rapid Fire Pistol Women - Team  
女子25米手枪军事速射团体



## Team Results

团体成绩

Rank	Bib No.	Name	Stage	Series		Sub Total	Total	Remarks
				1	2			
9	<b>FRA - France</b>			<b>276</b>	<b>290</b>	<b>566</b>		
				<b>287</b>	<b>285</b>	<b>572</b>		
				<b>273</b>	<b>273</b>	<b>546</b>	<b>1684 -35x</b>	
	591	GOBERVILLE Celine	10 sec	91	98	189		
			8 sec	97	97	194		
			6 sec	92	95	187	570 -13x	
	588	LAMOLLE Mathilde	10 sec	95	97	192		
			8 sec	98	92	190		
			6 sec	91	85	176	558 -13x	
	586	GHERARDINI Stephanie	10 sec	90	95	185		
			8 sec	92	96	188		
			6 sec	90	93	183	556 -9x	
10	<b>LAT - Latvia</b>			<b>283</b>	<b>288</b>	<b>571</b>		
				<b>279</b>	<b>281</b>	<b>560</b>		
				<b>277</b>	<b>274</b>	<b>551</b>	<b>1682 -32x</b>	
	197	BLANKA Ilze	10 sec	94	94	188		
			8 sec	95	97	192		
			6 sec	89	98	187	567 -12x	
	195	KRIEKE JERMACANE Anita	10 sec	96	97	193		
			8 sec	90	95	185		
			6 sec	96	92	188	566 -12x	
	196	KOVALEVSKA Marika	10 sec	93	97	190		
			8 sec	94	89	183		
			6 sec	92	84	176	549 -8x	
11	<b>BRA - Brazil</b>			<b>285</b>	<b>280</b>	<b>565</b>		
				<b>280</b>	<b>285</b>	<b>565</b>		
				<b>271</b>	<b>276</b>	<b>547</b>	<b>1677 -43x</b>	
	823	LIMA Ana Luiza	10 sec	95	95	190		
			8 sec	97	97	194		
			6 sec	88	89	177	561 -15x	
	824	da CRUZ Tatiana	10 sec	95	93	188		
			8 sec	88	95	183		
			6 sec	93	95	188	559 -14x	
	822	BREIDE Cibele	10 sec	95	92	187		
			8 sec	95	93	188		
			6 sec	90	92	182	557 -14x	
12	<b>VIE - Vietnam</b>			<b>287</b>	<b>281</b>	<b>568</b>		
				<b>275</b>	<b>277</b>	<b>552</b>		
				<b>267</b>	<b>268</b>	<b>535</b>	<b>1655 -36x</b>	
	723	le Thi Linh Chi	10 sec	94	97	191		
			8 sec	91	94	185		
			6 sec	89	92	181	557 -16x	
	724	NGUYEN Thuy Dung	10 sec	96	90	186		
			8 sec	94	92	186		
			6 sec	91	89	180	552 -8x	
	725	le Thi Hoang Ngoc	10 sec	97	94	191		
			8 sec	90	91	181		
			6 sec	87	87	174	546 -12x	





WUHAN 2019  
7th CISM Military World Games

Caidian National Defense Park Shooting Venue  
蔡甸国防园射击场馆

THU 24 OCT 2019  
Start Time 17:00

Shooting  
射击

25m Military Rapid Fire Pistol Women - Team  
女子25米手枪军事速射团体



## Team Results

团体成绩

Rank	Bib No.	Name	Stage	Series		Sub Total	Total	Remarks
				1	2			
13	DEN - Denmark			271	287	558		
				279	273	552		
				267	272	539	1649 -25x	
	226	VILLEMOS Pia Eghoej	10 sec	95	96	191		
			8 sec	95	87	182		
			6 sec	95	95	190	563 -12x	
	227	LARSEN Birgitte Baek	10 sec	88	98	186		
			8 sec	91	93	184		
			6 sec	89	89	178	548 -7x	
	228	PEDERSEN Majbritt Sommer	10 sec	88	93	181		
			8 sec	93	93	186		
			6 sec	83	88	171	538 -6x	
14	NOR - Norway			277	279	556		
				280	276	556		
				264	270	534	1646 -34x	
	039	ULLVASSVEEN Marianne	10 sec	95	93	188		
			8 sec	95	95	190		
			6 sec	91	96	187	565 -11x	
	038	HAUGEN Gunn Heidi Sonsterud	10 sec	94	96	190		
			8 sec	96	95	191		
			6 sec	87	89	176	557 -13x	
	040	RINGSTAD Ida Charlotte	10 sec	88	90	178		
			8 sec	89	86	175		
			6 sec	86	85	171	524 -10x	
15	ECU - Ecuador			281	278	559		
				272	282	554		
				242	281	523	1636 -21x	
	736	DURANGO FLORES Diana Cristina	10 sec	100	98	198		
			8 sec	95	99	194		
			6 sec	93	94	187	579 -12x	
	734	RAMIREZ VACA Jessica Karina	10 sec	95	91	186		
			8 sec	90	95	185		
			6 sec	75	97	172	543 -5x	
	738	ZAMBRANO QUIROZ Evelyn Geovanna	10 sec	86	89	175		
			8 sec	87	88	175		
			6 sec	74	90	164	514 -4x	
16	PER - Peru			268	286	554		
				273	278	551		
				264	264	528	1633 -18x	
	752	RIVERA Brianda	10 sec	93	97	190		
			8 sec	91	95	186		
			6 sec	86	91	177	553 -7x	
	751	SANCHEZ Claudia	10 sec	91	94	185		
			8 sec	91	91	182		
			6 sec	91	88	179	546 -4x	
	753	CARRION Liz	10 sec	84	95	179		
			8 sec	91	92	183		
			6 sec	87	85	172	534 -7x	



WUHAN 2019  
7th CISM Military World Games

Caidian National Defense Park Shooting Venue

蔡甸国防园射击场馆

THU 24 OCT 2019

Start Time 17:00

Shooting

射击

25m Military Rapid Fire Pistol Women - Team

女子25米手枪军事速射团体



## Team Results

团体成绩

Rank	Bib No.	Name	Stage	Series		Sub Total	Total	Remarks
				1	2			
17	<b>SWE - Sweden</b>			<b>275</b>	<b>277</b>	<b>552</b>		
				<b>277</b>	<b>269</b>	<b>546</b>		
				<b>265</b>	<b>259</b>	<b>524</b>	<b>1622 -21x</b>	
	179	OEBERG Maria	10 sec	93	95	188		
			8 sec	93	91	184		
			6 sec	87	87	174	546 -6x	
	178	KLASSON Maria	10 sec	90	91	181		
			8 sec	95	87	182		
			6 sec	93	87	180	543 -8x	
	180	ALBERTSSON Klara	10 sec	92	91	183		
			8 sec	89	91	180		
			6 sec	85	85	170	533 -7x	
18	<b>SRI - Sri Lanka</b>			<b>265</b>	<b>272</b>	<b>537</b>		
				<b>277</b>	<b>278</b>	<b>555</b>		
				<b>258</b>	<b>265</b>	<b>523</b>	<b>1615 -20x</b>	
	766	de ALVIS KULATHUNGE Amali Iroshani	10 sec	95	94	189		
			8 sec	95	96	191		
			6 sec	89	96	185	565 -9x	
	764	WEWALA GAMAGE S.P.	10 sec	93	91	184		
			8 sec	91	89	180		
			6 sec	91	91	182	546 -5x	
	767	WEERAKKODY APPUHAMILAGE N.M.W.	10 sec	77	87	164		
			8 sec	91	93	184		
			6 sec	78	78	156	504 -6x	
19	<b>ESP - Spain</b>			<b>268</b>	<b>275</b>	<b>543</b>		
				<b>271</b>	<b>272</b>	<b>543</b>		
				<b>254</b>	<b>260</b>	<b>514</b>	<b>1600 -23x</b>	
	372	MARTINEZ SALIDO Ana	10 sec	92	93	185		
			8 sec	92	93	185		
			6 sec	87	87	174	544 -10x	
	374	ORTEGA PICAZO Vanesa	10 sec	85	91	176		
			8 sec	90	91	181		
			6 sec	85	88	173	530 -9x	
	373	MONTERO RODRIGUEZ Maria Pilar	10 sec	91	91	182		
			8 sec	89	88	177		
			6 sec	82	85	167	526 -4x	





WUHAN 2019  
7th CISM Military World Games

Caidian National Defense Park Shooting Venue  
蔡甸国防园射击场馆

THU 24 OCT 2019  
Start Time 17:00

Shooting  
射击

25m Military Rapid Fire Pistol Women - Team  
女子25米手枪军事速射团体



## Team Results

团体成绩

Rank	Bib No.	Name	Stage	Series		Sub Total	Total	Remarks
				1	2			
20	<b>CHI - Chile</b>			<b>264</b>	<b>266</b>	<b>530</b>		
				<b>264</b>	<b>265</b>	<b>529</b>		
				<b>261</b>	<b>248</b>	<b>509</b>	<b>1568 -13x</b>	
	323	NUNEZ Jocelyn	10 sec	90	96	186		
			8 sec	93	96	189		
			6 sec	87	85	172	547 -7x	
	322	CASTRO Nury	10 sec	89	83	172		
			8 sec	84	83	167		
			6 sec	86	86	172	511 -3x	
	324	VALENZUELA Yasna	10 sec	85	87	172		
			8 sec	87	86	173		
			6 sec	88	77	165	510 -3x	
21	<b>MYA - Myanmar</b>			<b>276</b>	<b>267</b>	<b>543</b>		
				<b>268</b>	<b>232</b>	<b>500</b>		
				<b>247</b>	<b>246</b>	<b>493</b>	<b>1536 -15x</b>	
	059	LWIN Htet Htet	10 sec	90	87	177		
			8 sec	87	86	173		
			6 sec	86	86	172	522 -2x	
	057	MYAT Eai Eai	10 sec	92	89	181		
			8 sec	90	87	177		
			6 sec	85	70	155	513 -5x	
	058	NWE Chit Soe	10 sec	94	91	185		
			8 sec	91	59	150		
			6 sec	76	90	166	501 -8x	
22	<b>CRO - Croatia</b>			<b>243</b>	<b>270</b>	<b>513</b>		
				<b>252</b>	<b>250</b>	<b>502</b>		
				<b>240</b>	<b>234</b>	<b>474</b>	<b>1489 -16x</b>	
	783	SPIRELJA Marijana	10 sec	88	91	179		
			8 sec	90	89	179		
			6 sec	77	90	167	525 -6x	
	784	NEKIC Katarina	10 sec	81	94	175		
			8 sec	93	84	177		
			6 sec	79	77	156	508 -8x	
	785	KARAMAN Ana	10 sec	74	85	159		
			8 sec	69	77	146		
			6 sec	84	67	151	456 -2x	
<b>SRB - Serbia</b>							<b>DNS</b>	
156	DJORDJEVIC Tamara	10 sec	94	99	193			
		8 sec	88	92	180			
		6 sec	79	90	169	542 -8x		
157	MILOVANOVIC Jasmina	10 sec	89	89	178			
		8 sec	92	92	184			
		6 sec	88	84	172	534 -10x		
155	ARUNOVIC Zorana	10 sec						
		8 sec						
		6 sec					<b>DNS</b>	



Caidian National Defense Park Shooting Venue  
蔡甸国防园射击场馆

THU 24 OCT 2019  
Start Time 17:00

25m Military Rapid Fire Pistol Women - Team  
女子25米手枪军事速射团体

Shooting  
射击



### Team Results

团体成绩

<b>Legend:</b>		
<b>F</b> Female	<b>M</b> Male	<b>No.</b> Number



Team Results  
 团体成绩

Rank	Bib No.	Name	Stage	Series			Sub Total	Total	Remarks
				1	2	3			
1	<b>CHN - China</b>			<b>291</b>	<b>294</b>	<b>292</b>	<b>877</b>		
				<b>290</b>	<b>287</b>	<b>288</b>	<b>865</b>	<b>1742 -61x</b>	
	691	XIONG Yaxuan	Presice	97	98	94	289		
			Rapid	98	97	98	293	582 -24x	
	694	ZHANG Mengyuan	Presice	97	98	100	295		
			Rapid	96	94	96	286	581 -18x	
	692	LIN Yuemei	Presice	97	98	98	293		
			Rapid	96	96	94	286	579 -19x	
2	<b>KOR - Republic of Korea</b>			<b>291</b>	<b>288</b>	<b>289</b>	<b>868</b>		
				<b>290</b>	<b>293</b>	<b>288</b>	<b>871</b>	<b>1739 -37x</b>	
	397	PARK Hyun Joo	Presice	97	96	98	291		
			Rapid	98	97	97	292	583 -13x	
	396	KANG Gyujeong	Presice	96	98	94	288		
			Rapid	96	99	97	292	580 -10x	
	395	JANG Eunja	Presice	98	94	97	289		
			Rapid	96	97	94	287	576 -14x	
3	<b>GER - Germany</b>			<b>287</b>	<b>289</b>	<b>288</b>	<b>864</b>		
				<b>290</b>	<b>286</b>	<b>289</b>	<b>865</b>	<b>1729 -49x</b>	
	311	VENNEKAMP Doreen	Presice	97	95	97	289		
			Rapid	97	97	96	290	579 -17x	
	309	REITZ Sandra Stanja	Presice	96	96	97	289		
			Rapid	97	96	96	289	578 -24x	
	304	SKERIES Michelle	Presice	94	98	94	286		
			Rapid	96	93	97	286	572 -8x	
4	<b>MGL - Mongolia</b>			<b>287</b>	<b>277</b>	<b>290</b>	<b>854</b>		
				<b>291</b>	<b>291</b>	<b>292</b>	<b>874</b>	<b>1728 -40x</b>	
	718	OTRYAD Gundegmaa	Presice	95	93	98	286		
			Rapid	98	98	99	295	581 -17x	
	715	GANTUMUR Kherlentsetseg	Presice	97	92	95	284		
			Rapid	97	99	97	293	577 -11x	
	714	TUMURCHUDUR Bayarmaa	Presice	95	92	97	284		
			Rapid	96	94	96	286	570 -12x	
5	<b>POL - Poland</b>			<b>287</b>	<b>285</b>	<b>288</b>	<b>860</b>		
				<b>287</b>	<b>289</b>	<b>290</b>	<b>866</b>	<b>1726 -44x</b>	
	642	TOMALA Joanna	Presice	95	95	97	287		
			Rapid	97	97	96	290	577 -16x	
	641	KOREJWO Agnieszka	Presice	97	96	96	289		
			Rapid	95	97	96	288	577 -12x	
	643	SZPEK Slawomira	Presice	95	94	95	284		
			Rapid	95	95	98	288	572 -16x	





Team Results  
团体成绩

Rank	Bib No.	Name	Stage	Series			Sub Total	Total	Remarks
				1	2	3			
6	<b>RUS - Russian</b>			<b>286</b>	<b>282</b>	<b>283</b>	<b>851</b>		
				<b>286</b>	<b>295</b>	<b>290</b>	<b>871</b>	<b>1722 -43x</b>	
	866	CHERNOUSOVA Margarita	Presice	97	97	94	288		
			Rapid	95	100	96	291	579 -18x	
	867	KORSHUNOVA Ekaterina	Presice	94	91	95	280		
			Rapid	96	98	99	293	573 -11x	
	864	TIMOFEEVA Anna	Presice	95	94	94	283		
			Rapid	95	97	95	287	570 -14x	
7	<b>THA - Thailand</b>			<b>281</b>	<b>286</b>	<b>284</b>	<b>851</b>		
				<b>289</b>	<b>289</b>	<b>290</b>	<b>868</b>	<b>1719 -45x</b>	
	606	YANGPAIBOON Naphaswan	Presice	95	97	95	287		
			Rapid	97	99	99	295	582 -22x	
	608	PRUCKSAKORN Tanyaporn	Presice	94	96	93	283		
			Rapid	97	95	95	287	570 -10x	
	605	SOWSANGA Pattarasuda	Presice	92	93	96	281		
			Rapid	95	95	96	286	567 -13x	
8	<b>PRK - D.P.R Korea</b>			<b>279</b>	<b>287</b>	<b>283</b>	<b>849</b>		
				<b>288</b>	<b>293</b>	<b>288</b>	<b>869</b>	<b>1718 -36x</b>	
	087	PAK Hyon Gyong	Presice	93	93	94	280		
			Rapid	99	100	99	298	578 -12x	
	084	KANG Un Byol	Presice	93	95	95	283		
			Rapid	95	98	96	289	572 -12x	
	086	RI Su Rim	Presice	93	99	94	286		
			Rapid	94	95	93	282	568 -12x	
9	<b>SRB - Serbia</b>			<b>282</b>	<b>289</b>	<b>281</b>	<b>852</b>		
				<b>286</b>	<b>282</b>	<b>288</b>	<b>856</b>	<b>1708 -37x</b>	
	155	ARUNOVIC Zorana	Presice	96	99	97	292		
			Rapid	97	93	96	286	578 -18x	
	157	MILOVANOVIC Jasmina	Presice	96	97	94	287		
			Rapid	95	94	96	285	572 -7x	
	156	DJORDJEVIC Tamara	Presice	90	93	90	273		
			Rapid	94	95	96	285	558 -12x	
10	<b>FRA - France</b>			<b>276</b>	<b>277</b>	<b>282</b>	<b>835</b>		
				<b>292</b>	<b>287</b>	<b>290</b>	<b>869</b>	<b>1704 -49x</b>	
	588	LAMOLLE Mathilde	Presice	95	98	96	289		
			Rapid	98	97	99	294	583 -24x	
	591	GOBERVILLE Celine	Presice	97	94	99	290		
			Rapid	98	95	97	290	580 -18x	
	586	GHERARDINI Stephanie	Presice	84	85	87	256		
			Rapid	96	95	94	285	541 -7x	



## Team Results

### 团体成绩

Rank	Bib No.	Name	Stage	Series			Sub Total	Total	Remarks
				1	2	3			
11	<b>VIE - Vietnam</b>			<b>281</b>	<b>288</b>	<b>287</b>	<b>856</b>		
				<b>284</b>	<b>276</b>	<b>279</b>	<b>839</b>	<b>1695 -32x</b>	
	723	le Thi Linh Chi	Presice	94	97	93	284		
			Rapid	96	95	98	289	573 -8x	
	724	NGUYEN Thuy Dung	Presice	93	97	97	287		
			Rapid	95	92	97	284	571 -8x	
	725	le Thi Hoang Ngoc	Presice	94	94	97	285		
			Rapid	93	89	84	266	551 -16x	
12	<b>BRA - Brazil</b>			<b>272</b>	<b>277</b>	<b>284</b>	<b>833</b>		
				<b>282</b>	<b>282</b>	<b>270</b>	<b>834</b>	<b>1667 -32x</b>	
	822	BREIDE Cibele	Presice	89	94	95	278		
			Rapid	96	97	96	289	567 -15x	
	823	LIMA Ana Luiza	Presice	92	92	96	280		
			Rapid	93	95	86	274	554 -9x	
	824	da CRUZ Tatiana	Presice	91	91	93	275		
			Rapid	93	90	88	271	546 -8x	
13	<b>ECU - Ecuador</b>			<b>274</b>	<b>280</b>	<b>283</b>	<b>837</b>		
				<b>273</b>	<b>272</b>	<b>282</b>	<b>827</b>	<b>1664 -30x</b>	
	736	DURANGO FLORES Diana Cristina	Presice	96	95	96	287		
			Rapid	98	97	98	293	580 -16x	
	734	RAMIREZ VACA Jessica Karina	Presice	93	91	93	277		
			Rapid	93	90	92	275	552 -10x	
	738	ZAMBRANO QUIROZ Evelyn Geovanna	Presice	85	94	94	273		
			Rapid	82	85	92	259	532 -4x	
14	<b>SRI - Sri Lanka</b>			<b>272</b>	<b>280</b>	<b>281</b>	<b>833</b>		
				<b>265</b>	<b>276</b>	<b>282</b>	<b>823</b>	<b>1656 -31x</b>	
	766	de ALVIS KULATHUNGE Amali Iroshani	Presice	96	97	97	290		
			Rapid	94	95	93	282	572 -12x	
	764	WEWALA GAMAGE S.P.	Presice	89	92	95	276		
			Rapid	84	95	93	272	548 -11x	
	767	WEERAKKODY APPUHAMILAGE N.M.W.	Presice	87	91	89	267		
			Rapid	87	86	96	269	536 -8x	
15	<b>DEN - Denmark</b>			<b>275</b>	<b>277</b>	<b>275</b>	<b>827</b>		
				<b>272</b>	<b>274</b>	<b>270</b>	<b>816</b>	<b>1643 -25x</b>	
	226	VILLEMOES Pia Eghoej	Presice	92	93	92	277		
			Rapid	95	93	94	282	559 -9x	
	228	PEDERSEN Majbritt Sommer	Presice	95	95	96	286		
			Rapid	85	87	86	258	544 -9x	
	227	LARSEN Birgitte Baek	Presice	88	89	87	264		
			Rapid	92	94	90	276	540 -7x	



Team Results  
 团体成绩

Rank	Bib No.	Name	Stage	Series			Sub Total	Total	Remarks
				1	2	3			
16	<b>PER - Peru</b>			<b>247</b>	<b>276</b>	<b>273</b>	<b>796</b>		
				<b>276</b>	<b>281</b>	<b>284</b>	<b>841</b>	<b>1637 -33x</b>	
	752	RIVERA Brianda	Presice	86	90	92	268		
			Rapid	97	95	97	289	557 -16x	
	753	CARRION Liz	Presice	86	93	91	270		
			Rapid	91	95	96	282	552 -11x	
	751	SANCHEZ Claudia	Presice	75	93	90	258		
			Rapid	88	91	91	270	528 -6x	
17	<b>NOR - Norway</b>			<b>271</b>	<b>272</b>	<b>275</b>	<b>818</b>		
				<b>266</b>	<b>277</b>	<b>276</b>	<b>819</b>	<b>1637 -30x</b>	
	039	ULLVASSVEEN Marianne	Presice	93	95	96	284		
			Rapid	90	97	94	281	565 -11x	
	038	HAUGEN Gunn Heidi Sonsterud	Presice	90	96	88	274		
			Rapid	97	93	95	285	559 -14x	
	040	RINGSTAD Ida Charlotte	Presice	88	81	91	260		
			Rapid	79	87	87	253	513 -5x	
18	<b>LAT - Latvia</b>			<b>264</b>	<b>272</b>	<b>277</b>	<b>813</b>		
				<b>273</b>	<b>271</b>	<b>277</b>	<b>821</b>	<b>1634 -25x</b>	
	197	BLANKA Ilze	Presice	86	89	93	268		
			Rapid	97	93	93	283	551 -10x	
	196	KOVALEVSKA Marika	Presice	89	96	94	279		
			Rapid	84	91	91	266	545 -6x	
	195	KRIEKE JERMACANE Anita	Presice	89	87	90	266		
			Rapid	92	87	93	272	538 -9x	
19	<b>SWE - Sweden</b>			<b>270</b>	<b>266</b>	<b>264</b>	<b>800</b>		
				<b>275</b>	<b>278</b>	<b>266</b>	<b>819</b>	<b>1619 -32x</b>	
	178	KLASSON Maria	Presice	90	90	90	270		
			Rapid	95	97	92	284	554 -16x	
	179	OEBERG Maria	Presice	93	93	91	277		
			Rapid	88	92	91	271	548 -11x	
	180	ALBERTSSON Klara	Presice	87	83	83	253		
			Rapid	92	89	83	264	517 -5x	
20	<b>CHI - Chile</b>			<b>259</b>	<b>267</b>	<b>271</b>	<b>797</b>		
				<b>275</b>	<b>269</b>	<b>265</b>	<b>809</b>	<b>1606 -18x</b>	
	323	NUNEZ Jocelyn	Presice	90	94	92	276		
			Rapid	93	91	92	276	552 -5x	
	324	VALENZUELA Yasna	Presice	80	84	87	251		
			Rapid	91	94	93	278	529 -7x	
	322	CASTRO Nury	Presice	89	89	92	270		
			Rapid	91	84	80	255	525 -6x	



## Team Results

### 团体成绩

Rank	Bib No.	Name	Stage	Series			Sub Total	Total	Remarks
				1	2	3			
21	<b>MYA - Myanmar</b>			<b>265</b>	<b>273</b>	<b>270</b>	<b>808</b>		
				<b>258</b>	<b>262</b>	<b>260</b>	<b>780</b>	<b>1588 -20x</b>	
	058	NWE Chit Soe	Presice	89	97	91	277		
			Rapid	93	95	96	284	561 -7x	
	057	MYAT Eai Eai	Presice	89	89	88	266		
			Rapid	82	80	91	253	519 -8x	
	059	LWIN Htet Htet	Presice	87	87	91	265		
			Rapid	83	87	73	243	508 -5x	
22	<b>ESP - Spain</b>			<b>257</b>	<b>259</b>	<b>259</b>	<b>775</b>		
				<b>261</b>	<b>271</b>	<b>263</b>	<b>795</b>	<b>1570 -17x</b>	
	372	MARTINEZ SALIDO Ana	Presice	89	94	83	266		
			Rapid	90	89	87	266	532 -7x	
	374	ORTEGA PICAZO Vanesa	Presice	82	85	90	257		
			Rapid	88	90	87	265	522 -5x	
	373	MONTERO RODRIGUEZ Maria Pilar	Presice	86	80	86	252		
			Rapid	83	92	89	264	516 -5x	
23	<b>CRO - Croatia</b>			<b>248</b>	<b>251</b>	<b>261</b>	<b>760</b>		
				<b>231</b>	<b>251</b>	<b>248</b>	<b>730</b>	<b>1490 -15x</b>	
	783	SPIRELJA Marijana	Presice	81	87	92	260		
			Rapid	87	85	81	253	513 -3x	
	784	NEKIC Katarina	Presice	82	90	86	258		
			Rapid	85	82	87	254	512 -7x	
	785	KARAMAN Ana	Presice	85	74	83	242		
			Rapid	59	84	80	223	465 -5x	

<b>Legend:</b>				
F	Female	M	Male	No. Number



Results  
比赛成绩

Rank	Bib No.	Name	Nation Code	Position	Series				Sub Total	Total	Remarks
					1	2	3	4			
1	873	ZYKOVA Iuliia	RUS	Kneeling	97	98	100	95	390	1185 -72x	ECR
				Prone	100	100	100	100	400		
				Standing	99	99	97	100	395		
2	036	DUESTAD Jeanette Hegg	NOR	Kneeling	98	96	96	98	388	1182 -72x	
				Prone	100	100	100	100	400		
				Standing	100	98	98	98	394		
3	158	VUKASINOVIC Sanja	SRB	Kneeling	100	99	97	99	395	1179 -65x	
				Prone	100	97	98	99	394		
				Standing	99	97	99	95	390		
4	684	ZHANG Binbin	CHN	Kneeling	97	97	99	98	391	1178 -70x	
				Prone	99	100	98	99	396		
				Standing	98	100	95	98	391		
5	346	CHRISTEN Nina	SUI	Kneeling	99	98	99	98	394	1178 -65x	
				Prone	100	98	100	99	397		
				Standing	97	97	97	96	387		
6	863	KARIMOVA Iuliia	RUS	Kneeling	100	99	95	98	392	1178 -60x	
				Prone	97	99	99	97	392		
				Standing	98	100	99	97	394		
7	308	MUELLER Lisa Jutta	GER	Kneeling	97	98	99	99	393	1177 -66x	
				Prone	100	99	100	99	398		
				Standing	96	92	99	99	386		
8	683	WAN Xiangyan	CHN	Kneeling	98	99	95	98	390	1176 -66x	
				Prone	99	100	98	100	397		
				Standing	96	98	98	97	389		
9	874	KHOROSHEVA Polina	RUS	Kneeling	97	99	97	97	390	1176 -62x	
				Prone	99	100	98	100	397		
				Standing	97	98	96	98	389		
10	037	LUND Katrine Aannestad	NOR	Kneeling	98	98	97	98	391	1175 -59x	
				Prone	99	100	98	100	397		
				Standing	97	94	97	99	387		
11	797	MARTYNOVA Maria	BLR	Kneeling	96	97	97	98	388	1174 -65x	
				Prone	99	96	98	98	391		
				Standing	99	99	98	99	395		
12	644	NAGAY Agnieszka	POL	Kneeling	99	100	98	100	397	1174 -61x	
				Prone	95	97	98	98	388		
				Standing	98	97	97	97	389		
13	646	SZUTKO Aleksandra	POL	Kneeling	98	97	100	97	392	1173 -55x	
				Prone	100	100	100	100	400		
				Standing	94	96	96	95	381		
14	624	KALNYSH Nataliia	UKR	Kneeling	97	97	100	98	392	1172 -66x	
				Prone	99	98	98	99	394		
				Standing	95	98	95	98	386		
15	393	BAE Sanghee	KOR	Kneeling	97	98	99	97	391	1172 -60x	
				Prone	100	99	98	100	397		
				Standing	95	99	94	96	384		

Results  
比赛成绩

Rank	Bib No.	Name	Nation Code	Position	Series				Sub Total	Total	Remarks
					1	2	3	4			
16	348	LUSTENBERGER Petra	SUI	Kneeling	98	96	98	97	389	1172 -54x	
				Prone	99	99	99	100	397		
				Standing	95	99	96	96	386		
17	270	PEER Franziska	AUT	Kneeling	98	99	95	98	390	1171 -62x	
				Prone	98	98	100	99	395		
				Standing	96	99	95	96	386		
18	154	ARSOVIC Andrea	SRB	Kneeling	100	98	97	97	392	1171 -57x	
				Prone	98	100	100	99	397		
				Standing	98	96	94	94	382		
19	177	NORMANN Anna	SWE	Kneeling	99	98	95	97	389	1170 -63x	
				Prone	98	99	99	98	394		
				Standing	96	98	97	96	387		
20	310	BEER Jolyn	GER	Kneeling	99	100	100	94	393	1170 -56x	
				Prone	98	99	99	99	395		
				Standing	97	93	97	95	382		
21	625	ILINA Anna	UKR	Kneeling	98	97	96	99	390	1169 -60x	
				Prone	97	98	98	98	391		
				Standing	97	96	98	97	388		
22	302	GEUTHER Anna Lena Karin	GER	Kneeling	99	96	93	95	383	1167 -53x	
				Prone	98	100	100	100	398		
				Standing	97	96	98	95	386		
23	267	KOECK Rebecca	AUT	Kneeling	100	96	96	99	391	1166 -63x	
				Prone	98	99	99	98	394		
				Standing	94	95	96	96	381		
24	685	XU Hong	CHN	Kneeling	98	92	97	99	386	1166 -53x	
				Prone	99	98	96	99	392		
				Standing	97	98	96	97	388		
25	229	SCHRIVER Camilla	DEN	Kneeling	98	98	99	97	392	1165 -58x	
				Prone	98	99	96	99	392		
				Standing	95	96	94	96	381		
26	421	SERIKBAYEVA Zhanel	KAZ	Kneeling	96	98	99	99	392	1164 -57x	
				Prone	99	98	98	99	394		
				Standing	95	94	94	95	378		
27	559	SENA Sabrina	ITA	Kneeling	98	94	97	94	383	1163 -54x	
				Prone	97	98	99	100	394		
				Standing	98	94	97	97	386		
28	181	OLOFSSON Linda	SWE	Kneeling	100	99	98	98	395	1162 -56x	
				Prone	99	99	100	98	396		
				Standing	94	94	91	92	371		
29	347	HOFSTETTER Vanessa	SUI	Kneeling	95	97	96	99	387	1159 -52x	
				Prone	100	99	100	97	396		
				Standing	94	95	93	94	376		
30	798	PRANKO Uladzislava	BLR	Kneeling	95	96	97	95	383	1159 -45x	
				Prone	97	99	98	98	392		
				Standing	97	96	96	95	384		



Results  
比赛成绩

Rank	Bib No.	Name	Nation Code	Position	Series				Sub Total	Total	Remarks
					1	2	3	4			
31	556	GABRIELLI Nicole	ITA	Kneeling	94	97	97	94	382	1157 -59x	
				Prone	99	100	99	99	397		
				Standing	94	96	94	94	378		
32	422	KALININA Darya	KAZ	Kneeling	96	96	97	98	387	1156 -49x	
				Prone	99	100	100	98	397		
				Standing	92	91	95	94	372		
33	626	LESKIV Lesia	UKR	Kneeling	99	96	98	93	386	1156 -48x	
				Prone	97	96	99	99	391		
				Standing	95	94	92	98	379		
34	645	STANKIEWICZ Aneta	POL	Kneeling	98	99	95	97	389	1155 -47x	
				Prone	98	98	99	97	392		
				Standing	95	93	93	93	374		
35	494	VILJANEN Henna	FIN	Kneeling	93	94	96	97	380	1155 -43x	
				Prone	98	98	96	95	387		
				Standing	96	98	97	97	388		
36	014	CESYNAITE Jurate	LTU	Kneeling	97	97	97	98	389	1154 -52x	
				Prone	98	96	97	97	388		
				Standing	91	96	96	94	377		
37	560	LUCIANI Alessandra	ITA	Kneeling	95	95	98	96	384	1154 -49x	
				Prone	95	97	100	98	390		
				Standing	91	95	97	97	380		
38	590	BORDET Jade	FRA	Kneeling	95	96	96	93	380	1154 -48x	
				Prone	98	99	95	99	391		
				Standing	95	93	98	97	383		
39	713	OLZVOIBAATAR Yanjinkham	MGL	Kneeling	95	95	95	95	380	1153 -49x	
				Prone	96	99	100	99	394		
				Standing	92	95	98	94	379		
40	663	ROXANA GEORGIANA Sidi	ROU	Kneeling	99	94	94	94	381	1152 -45x	
				Prone	98	98	99	97	392		
				Standing	94	92	97	96	379		
41	153	ANDJUSIC MAKSIMOVIC Ivana	SRB	Kneeling	98	97	95	98	388	1151 -44x	
				Prone	97	97	94	98	386		
				Standing	96	93	94	94	377		
42	796	SHCHERBATSEVICH Sviatlana	BLR	Kneeling	96	93	98	94	381	1151 -40x	
				Prone	95	99	98	97	389		
				Standing	93	95	96	97	381		
43	041	LOVSETH Oda Bardseng	NOR	Kneeling	97	93	96	97	383	1151 -39x	
				Prone	98	98	100	98	394		
				Standing	91	93	95	95	374		
44	268	PRIBITZER Marlene	AUT	Kneeling	93	96	96	98	383	1150 -51x	
				Prone	97	94	99	100	390		
				Standing	96	93	94	94	377		
45	610	PLENGSAENGTHONG Ratchadaporn	THA	Kneeling	96	94	96	95	381	1150 -50x	
				Prone	98	97	99	99	393		
				Standing	95	93	93	95	376		



**Results**  
 比赛成绩

Rank	Bib No.	Name	Nation Code	Position	Series				Sub Total	Total	Remarks
					1	2	3	4			
46	023	STANCHEVA Yanina	BUL	Kneeling	97	93	95	96	381	<b>1148 -41x</b>	
				Prone	98	100	97	99	394		
				Standing	93	95	90	95	373		
47	392	YU Jung	KOR	Kneeling	98	95	100	94	387	<b>1148 -37x</b>	
				Prone	99	100	99	96	394		
				Standing	86	95	94	92	367		
48	457	GROENENBOOM Iris	NED	Kneeling	94	96	96	94	380	<b>1143 -43x</b>	
				Prone	94	98	97	98	387		
				Standing	92	92	95	97	376		
49	394	BAE Sohee	KOR	Kneeling	95	98	97	94	384	<b>1142 -38x</b>	
				Prone	98	99	98	96	391		
				Standing	94	92	90	91	367		
50	902	ALDOSERI Safa	BRN	Kneeling	93	95	96	94	378	<b>1141 -40x</b>	
				Prone	98	99	99	97	393		
				Standing	93	92	91	94	370		
51	089	HA Kuk Hwa	PRK	Kneeling	93	94	96	92	375	<b>1139 -40x</b>	
				Prone	99	100	97	98	394		
				Standing	91	93	92	94	370		
52	820	TESCH Roberta	BRA	Kneeling	91	92	94	97	374	<b>1137 -42x</b>	
				Prone	100	98	100	99	397		
				Standing	90	90	95	91	366		
53	430	PAPACHRISTOU Vasiliki	GRE	Kneeling	97	95	94	93	379	<b>1137 -36x</b>	
				Prone	99	99	96	95	389		
				Standing	92	89	96	92	369		
54	717	ZORIGT Batkhuyag	MGL	Kneeling	94	95	95	96	380	<b>1136 -42x</b>	
				Prone	98	100	96	100	394		
				Standing	89	90	92	91	362		
55	765	EGODAWELA M.G.T.E.	SRI	Kneeling	97	98	96	92	383	<b>1134 -38x</b>	
				Prone	97	99	96	97	389		
				Standing	92	91	87	92	362		
56	737	CRUZ MERA Ana Karina	ECU	Kneeling	94	94	89	91	368	<b>1123 -32x</b>	
				Prone	97	97	97	97	388		
				Standing	96	95	84	92	367		
57	371	FONTAN VERDE Susana	ESP	Kneeling	91	89	92	94	366	<b>1107 -37x</b>	
				Prone	98	97	98	98	391		
				Standing	86	89	86	89	350		
58	201	PARIYAR Kalpana	NEP	Kneeling	88	89	89	91	357	<b>1104 -24x</b>	
				Prone	94	97	92	94	377		
				Standing	92	93	91	94	370		
59	060	NGE Zun Moe	MYA	Kneeling	89	93	85	92	359	<b>1085 -20x</b>	
				Prone	92	97	95	94	378		
				Standing	85	91	87	85	348		
60	136	AL DARWISH Shahd Khalid A B	QAT	Kneeling	92	94	92	91	369	<b>753 -23x DNF</b>	
				Prone	98	97	94	95	384		
				Standing							





WUHAN 2019  
7th CISM Military World Games

Caidian National Defense Park Shooting Venue  
蔡甸国防园射击场馆

THU 24 OCT 2019  
Start Time 9:00

Shooting  
射击

50m Rifle 3 Positions Women - Individual  
女子50米步枪3种姿势个人



## Results 比赛成绩

<b>Legend:</b>			
<b>CR</b>	CISM Record	<b>DNF</b>	Did Not Finish
<b>x</b>	Inner ten	<b>No.</b>	Number



### Team Results

#### 团体成绩

Rank	Bib No.	Name	Stage	Series				Sub Total	Total	Remarks
				1	2	3	4			
1	<b>RUS - Russian</b>			<b>294</b>	<b>298</b>	<b>296</b>	<b>296</b>	<b>1185</b>		
				<b>294</b>	<b>298</b>	<b>296</b>	<b>296</b>	<b>1192</b>		
				<b>293</b>	<b>292</b>	<b>291</b>	<b>289</b>	<b>597</b>	<b>3542 -194x</b>	<b>CR</b>
	863	KARIMOVA Iuliia	Kneeling	98	99	99	100	396		
			Prone	100	99	100	100	399		
			Standing	99	98	96	97	390	1185 -61x	
	873	ZYKOVA Iuliia	Kneeling	99	100	99	99	397		
			Prone	100	100	98	99	397		
			Standing	97	97	96	97	387	1181 -61x	
	874	KHOROSHEVA Polina	Kneeling	97	99	98	98	392		
		Prone	98	100	98	100	396			
		Standing	97	97	99	95	388	1176 -72x		
2	<b>UKR - Ukraine</b>			<b>296</b>	<b>297</b>	<b>294</b>	<b>294</b>	<b>1179</b>		
				<b>296</b>	<b>297</b>	<b>294</b>	<b>294</b>	<b>1189</b>		
				<b>292</b>	<b>288</b>	<b>290</b>	<b>290</b>	<b>594</b>	<b>3528 -171x</b>	
	624	KALNYSH Nataliia	Kneeling	99	100	99	99	397		
			Prone	100	98	100	100	398		
			Standing	96	97	99	96	388	1183 -68x	
	625	ILINA Anna	Kneeling	99	99	97	97	392		
			Prone	98	99	99	98	394		
			Standing	99	96	95	98	388	1174 -53x	
	626	LESKIV Lesia	Kneeling	98	98	98	96	390		
		Prone	100	99	99	99	397			
		Standing	97	95	96	96	384	1171 -50x		
3	<b>NOR - Norway</b>			<b>295</b>	<b>290</b>	<b>292</b>	<b>292</b>	<b>1173</b>		
				<b>295</b>	<b>290</b>	<b>292</b>	<b>292</b>	<b>1191</b>		
				<b>288</b>	<b>288</b>	<b>288</b>	<b>291</b>	<b>595</b>	<b>3519 -188x</b>	
	036	DUESTAD Jeanette Hegg	Kneeling	97	97	97	99	390		
			Prone	99	99	100	99	397		
			Standing	99	97	94	100	390	1177 -67x	
	037	LUND Katrine Aannestad	Kneeling	100	97	98	97	392		
			Prone	99	99	100	100	398		
			Standing	96	96	96	97	385	1175 -67x	
	041	LOVSETH Oda Bardseng	Kneeling	98	96	97	100	391		
		Prone	99	100	99	98	396			
		Standing	93	95	98	94	380	1167 -54x		



### Team Results

#### 团体成绩

Rank	Bib No.	Name	Stage	Series				Sub Total	Total	Remarks
				1	2	3	4			
4	<b>POL - Poland</b>			<b>294</b>	<b>297</b>	<b>293</b>	<b>293</b>	<b>1177</b>		
				<b>294</b>	<b>297</b>	<b>293</b>	<b>293</b>	<b>1191</b>		
				<b>288</b>	<b>287</b>	<b>288</b>	<b>288</b>	<b>595</b>	<b>3519 -169x</b>	
	646	SZUTKO Aleksandra	Kneeling	96	98	99	98	391		
			Prone	99	98	99	100	396		
			Standing	99	97	98	97	391	1178 -53x	
	644	NAGAY Agnieszka	Kneeling	98	99	97	97	391		
			Prone	99	99	100	99	397		
			Standing	94	96	99	95	384	1172 -56x	
	645	STANKIEWICZ Aneta	Kneeling	100	100	97	98	395		
			Prone	100	100	100	98	398		
			Standing	95	94	91	96	376	1169 -60x	
5	<b>CHN - China</b>			<b>292</b>	<b>290</b>	<b>290</b>	<b>290</b>	<b>1162</b>		
				<b>292</b>	<b>290</b>	<b>290</b>	<b>290</b>	<b>1187</b>		
				<b>292</b>	<b>295</b>	<b>289</b>	<b>290</b>	<b>595</b>	<b>3515 -177x</b>	
	683	WAN Xiangyan	Kneeling	97	97	96	99	389		
			Prone	100	100	100	100	400		
			Standing	99	99	97	97	392	1181 -71x	
	684	ZHANG Binbin	Kneeling	97	96	99	98	390		
			Prone	98	100	97	100	395		
			Standing	96	99	97	95	387	1172 -55x	
	685	XU Hong	Kneeling	98	97	95	93	383		
			Prone	97	100	100	95	392		
			Standing	97	97	95	98	387	1162 -51x	
6	<b>SUI - Switzerland</b>			<b>293</b>	<b>291</b>	<b>295</b>	<b>295</b>	<b>1171</b>		
				<b>293</b>	<b>291</b>	<b>295</b>	<b>295</b>	<b>1192</b>		
				<b>283</b>	<b>288</b>	<b>286</b>	<b>287</b>	<b>599</b>	<b>3507 -183x</b>	
	346	CHRISTEN Nina	Kneeling	98	98	99	97	392		
			Prone	100	100	100	98	398		
			Standing	96	98	96	96	386	1176 -69x	
	347	HOFSTETTER Vanessa	Kneeling	99	96	100	98	393		
			Prone	100	100	98	100	398		
			Standing	94	96	96	95	381	1172 -55x	
	348	LUSTENBERGER Petra	Kneeling	96	97	96	97	386		
			Prone	99	100	98	99	396		
			Standing	93	94	94	96	377	1159 -59x	



### Team Results

#### 团体成绩

Rank	Bib No.	Name	Stage	Series				Sub Total	Total	Remarks
				1	2	3	4			
7	<b>AUT - Austria</b>			<b>287</b>	<b>294</b>	<b>293</b>	<b>293</b>	<b>1165</b>		
				<b>287</b>	<b>294</b>	<b>293</b>	<b>293</b>	<b>1188</b>		
				<b>288</b>	<b>289</b>	<b>290</b>	<b>285</b>	<b>595</b>	<b>3505 -178x</b>	
	270	PEER Franziska	Kneeling	98	99	99	96	392		
			Prone	100	100	99	98	397		
			Standing	98	99	98	98	393	1182 -69x	
	267	KOECK Rebecca	Kneeling	96	99	97	99	391		
			Prone	99	100	100	99	398		
			Standing	95	97	97	95	384	1173 -64x	
	268	PRIBITZER Marlene	Kneeling	93	96	97	96	382		
			Prone	97	99	99	98	393		
			Standing	95	93	95	92	375	1150 -45x	
8	<b>KOR - Republic of Korea</b>			<b>294</b>	<b>294</b>	<b>286</b>	<b>286</b>	<b>1167</b>		
				<b>294</b>	<b>294</b>	<b>286</b>	<b>286</b>	<b>1174</b>		
				<b>282</b>	<b>288</b>	<b>294</b>	<b>290</b>	<b>583</b>	<b>3495 -173x</b>	
	393	BAE Sanghee	Kneeling	97	96	99	99	391		
			Prone	95	98	100	98	391		
			Standing	98	99	100	98	395	1177 -69x	
	392	YU Jung	Kneeling	100	99	94	97	390		
			Prone	98	97	98	99	392		
			Standing	91	95	95	97	378	1160 -53x	
	394	BAE Sohee	Kneeling	97	99	93	97	386		
			Prone	97	98	100	96	391		
			Standing	93	94	99	95	381	1158 -51x	
9	<b>GER - Germany</b>			<b>293</b>	<b>289</b>	<b>293</b>	<b>293</b>	<b>1170</b>		
				<b>293</b>	<b>289</b>	<b>293</b>	<b>293</b>	<b>1185</b>		
				<b>283</b>	<b>290</b>	<b>283</b>	<b>284</b>	<b>591</b>	<b>3495 -173x</b>	
	308	MUELLER Lisa Jutta	Kneeling	100	96	99	98	393		
			Prone	99	100	100	97	396		
			Standing	96	100	98	97	391	1180 -73x	
	310	BEER Jolyn	Kneeling	99	97	98	99	393		
			Prone	98	100	99	99	396		
			Standing	94	93	93	92	372	1161 -54x	
	302	GEUTHER Anna Lena Karin	Kneeling	94	96	96	98	384		
			Prone	97	97	100	99	393		
			Standing	93	97	92	95	377	1154 -46x	



### Team Results

#### 团体成绩

Rank	Bib No.	Name	Stage	Series				Sub Total	Total	Remarks
				1	2	3	4			
10	<b>BLR - Belarus</b>			<b>285</b>	<b>289</b>	<b>287</b>	<b>287</b>	<b>1150</b>		
				<b>285</b>	<b>289</b>	<b>287</b>	<b>287</b>	<b>1176</b>		
				<b>287</b>	<b>288</b>	<b>293</b>	<b>293</b>	<b>590</b>	<b>3487</b>	<b>-155x</b>
	797	MARTYNOVA Maria	Kneeling	99	98	96	98	391		
			Prone	98	97	99	97	391		
			Standing	97	98	96	98	389	1171	-62x
	796	SHCHERBATSEVICH Sviatlana	Kneeling	90	95	97	95	377		
			Prone	99	100	100	96	395		
			Standing	98	93	98	98	387	1159	-49x
	798	PRANKO Uladzislava	Kneeling	96	96	94	96	382		
			Prone	98	98	96	98	390		
			Standing	92	97	99	97	385	1157	-44x
11	<b>SRB - Serbia</b>			<b>289</b>	<b>292</b>	<b>290</b>	<b>290</b>	<b>1159</b>		
				<b>289</b>	<b>292</b>	<b>290</b>	<b>290</b>	<b>1178</b>		
				<b>278</b>	<b>289</b>	<b>291</b>	<b>288</b>	<b>589</b>	<b>3483</b>	<b>-142x</b>
	158	VUKASINOVIC Sanja	Kneeling	96	97	100	95	388		
			Prone	99	99	98	99	395		
			Standing	89	98	98	96	381	1164	-54x
	153	ANDJUSIC MAKSIMOVIC Ivana	Kneeling	97	98	95	97	387		
			Prone	98	97	98	98	391		
			Standing	96	95	97	96	384	1162	-42x
	154	ARSOVIC Andrea	Kneeling	96	97	95	96	384		
			Prone	97	99	99	97	392		
			Standing	93	96	96	96	381	1157	-46x
12	<b>ITA - Italy</b>			<b>288</b>	<b>288</b>	<b>284</b>	<b>284</b>	<b>1147</b>		
				<b>288</b>	<b>288</b>	<b>284</b>	<b>284</b>	<b>1179</b>		
				<b>291</b>	<b>287</b>	<b>284</b>	<b>288</b>	<b>590</b>	<b>3476</b>	<b>-130x</b>
	559	SENA Sabrina	Kneeling	95	98	95	95	383		
			Prone	100	98	99	99	396		
			Standing	98	98	97	99	392	1171	-45x
	556	GABRIELLI Nicole	Kneeling	96	96	95	96	383		
			Prone	98	99	99	99	395		
			Standing	96	95	95	94	380	1158	-48x
	560	LUCIANI Alessandra	Kneeling	97	94	94	96	381		
			Prone	98	97	94	99	388		
			Standing	97	94	92	95	378	1147	-37x



### Team Results

#### 团体成绩

Rank	Bib No.	Name	Stage	Series				Sub Total	Total	Remarks
				1	2	3	4			
13	<b>SWE - Sweden</b>			<b>291</b>	<b>286</b>	<b>293</b>	<b>293</b>	<b>1157</b>		
				<b>291</b>	<b>286</b>	<b>293</b>	<b>293</b>	<b>1186</b>		
				<b>280</b>	<b>287</b>	<b>279</b>	<b>286</b>	<b>593</b>	<b>3475 -149x</b>	
181	OLOFSSON	Linda	Kneeling	99	98	98	99	394		
			Prone	100	98	98	99	395		
			Standing	96	98	94	97	385	1174	-57x
177	NORMANN	Anna	Kneeling	96	96	98	97	387		
			Prone	100	97	99	99	395		
			Standing	94	94	94	95	377	1159	-51x
176	MIEBACH	Sara	Kneeling	96	92	97	91	376		
			Prone	98	100	98	100	396		
			Standing	90	95	91	94	370	1142	-41x
14	<b>MGL - Mongolia</b>			<b>281</b>	<b>286</b>	<b>280</b>	<b>280</b>	<b>1131</b>		
				<b>281</b>	<b>286</b>	<b>280</b>	<b>280</b>	<b>1178</b>		
				<b>281</b>	<b>287</b>	<b>284</b>	<b>281</b>	<b>587</b>	<b>3442 -127x</b>	
717	ZORIGT	Batkhuuyag	Kneeling	92	99	94	96	381		
			Prone	100	99	100	99	398		
			Standing	91	97	96	94	378	1157	-47x
713	OLZVOIBAATAR	Yanjinkham	Kneeling	97	94	93	96	380		
			Prone	98	95	100	99	392		
			Standing	95	96	94	95	380	1152	-48x
716	TULGABAT	Zoljargal	Kneeling	92	93	93	92	370		
			Prone	96	99	98	95	388		
			Standing	95	94	94	92	375	1133	-32x
15	<b>THA - Thailand</b>			<b>280</b>	<b>286</b>	<b>293</b>	<b>293</b>	<b>1146</b>		
				<b>280</b>	<b>286</b>	<b>293</b>	<b>293</b>	<b>1175</b>		
				<b>268</b>	<b>278</b>	<b>282</b>	<b>282</b>	<b>582</b>	<b>3431 -130x</b>	
610	PLENGSAENGTHONG	Ratchadaporn	Kneeling	95	94	97	97	383		
			Prone	100	98	100	98	396		
			Standing	90	94	95	96	375	1154	-48x
611	CHOTPHIBUNSIN	Thanyalak	Kneeling	93	95	99	94	381		
			Prone	96	95	98	99	388		
			Standing	93	94	93	95	375	1144	-44x
609	PONGLAOKHAM	Paramaporn	Kneeling	92	97	97	96	382		
			Prone	98	95	98	100	391		
			Standing	85	90	94	91	360	1133	-38x



### Team Results

#### 团体成绩

Rank	Bib No.	Name	Stage	Series				Sub Total	Total	Remarks
				1	2	3	4			
16	<b>FRA - France</b>			<b>286</b>	<b>279</b>	<b>279</b>	<b>279</b>	<b>1131</b>		
				<b>286</b>	<b>279</b>	<b>279</b>	<b>279</b>	<b>1170</b>		
				<b>281</b>	<b>270</b>	<b>280</b>	<b>287</b>	<b>585</b>	<b>3419 -119x</b>	
	590	BORDET Jade	Kneeling	97	96	98	98	389		
			Prone	99	98	100	99	396		
			Standing	95	90	94	98	377	1162	-45x
	592	BOGARD Floriane	Kneeling	95	94	93	92	374		
			Prone	96	96	97	98	387		
			Standing	93	91	92	94	370	1131	-39x
	587	KRUMM Clementine	Kneeling	94	89	88	97	368		
			Prone	97	99	95	96	387		
			Standing	93	89	94	95	371	1126	-35x
17	<b>PRK - D.P.R Korea</b>			<b>279</b>	<b>284</b>	<b>285</b>	<b>285</b>	<b>1139</b>		
				<b>279</b>	<b>284</b>	<b>285</b>	<b>285</b>	<b>1169</b>		
				<b>278</b>	<b>278</b>	<b>274</b>	<b>279</b>	<b>581</b>	<b>3417 -111x</b>	
	089	HA Kuk Hwa	Kneeling	95	95	98	98	386		
			Prone	95	99	97	99	390		
			Standing	91	94	93	95	373	1149	-41x
	090	JONG Mi Hwa	Kneeling	95	96	94	96	381		
			Prone	96	95	98	99	388		
			Standing	95	91	89	90	365	1134	-38x
	088	RI Song Hui	Kneeling	89	93	93	97	372		
			Prone	100	96	97	98	391		
			Standing	92	93	92	94	371	1134	-32x
18	<b>DEN - Denmark</b>			<b>281</b>	<b>274</b>	<b>284</b>	<b>284</b>	<b>1118</b>		
				<b>281</b>	<b>274</b>	<b>284</b>	<b>284</b>	<b>1171</b>		
				<b>279</b>	<b>272</b>	<b>275</b>	<b>275</b>	<b>587</b>	<b>3390 -106x</b>	
	229	SCHRIVER Camilla	Kneeling	97	94	99	95	385		
			Prone	99	99	99	99	396		
			Standing	97	96	96	96	385	1166	-58x
	230	JENSEN Rikke Kjeldgaard	Kneeling	95	92	92	93	372		
			Prone	94	97	96	94	381		
			Standing	93	95	95	89	372	1125	-21x
	231	HANSEN Sys Elisabeth	Kneeling	89	88	93	91	361		
			Prone	99	99	98	98	394		
			Standing	89	81	84	90	344	1099	-27x



### Team Results

#### 团体成绩

Rank	Bib No.	Name	Stage	Series				Sub Total	Total	Remarks
				1	2	3	4			
<b>19</b>	<b>FIN - Finland</b>			<b>276</b>	<b>283</b>	<b>282</b>	<b>282</b>	<b>1117</b>		
				<b>276</b>	<b>283</b>	<b>282</b>	<b>282</b>	<b>1168</b>		
				<b>274</b>	<b>267</b>	<b>273</b>	<b>273</b>	<b>584</b>	<b>3372 -101x</b>	
494	VILJANEN	Henna	Kneeling	88	96	95	93	372		
			Prone	95	98	98	97	388		
			Standing	94	93	96	94	377	1137	-39x
493	KUISMA	Jenna	Kneeling	95	96	94	92	377		
			Prone	98	99	97	98	392		
			Standing	93	91	89	90	363	1132	-32x
495	SIITONEN	Sonja	Kneeling	93	91	93	91	368		
			Prone	97	97	96	98	388		
			Standing	87	83	88	89	347	1103	-30x
<b>20</b>	<b>QAT - Qatar</b>			<b>286</b>	<b>281</b>	<b>274</b>	<b>274</b>	<b>1114</b>		
				<b>286</b>	<b>281</b>	<b>274</b>	<b>274</b>	<b>1165</b>		
				<b>272</b>	<b>271</b>	<b>272</b>	<b>262</b>	<b>583</b>	<b>3356 -87x</b>	
136	AL DARWISH	Shahd Khalid A B	Kneeling	95	94	94	91	374		
			Prone	96	98	96	98	388		
			Standing	90	95	93	89	367	1129	-29x
142	AL ASEIRI	Matara Fahad A M	Kneeling	96	96	89	92	373		
			Prone	96	97	96	96	385		
			Standing	92	90	90	91	363	1121	-29x
139	AL SAEED	Khlood Jamal F K	Kneeling	95	91	91	90	367		
			Prone	98	98	98	98	392		
			Standing	90	86	89	82	347	1106	-29x
<b>21</b>	<b>ECU - Ecuador</b>			<b>278</b>	<b>282</b>	<b>278</b>	<b>278</b>	<b>1103</b>		
				<b>278</b>	<b>282</b>	<b>278</b>	<b>278</b>	<b>1150</b>		
				<b>260</b>	<b>279</b>	<b>266</b>	<b>270</b>	<b>574</b>	<b>3328 -81x</b>	
737	CRUZ MERA	Ana Karina	Kneeling	93	96	98	92	379		
			Prone	96	92	97	96	381		
			Standing	89	93	94	96	372	1132	-28x
735	MORILLO CANDO	Maria Jose	Kneeling	92	95	89	80	356		
			Prone	98	97	96	95	386		
			Standing	87	96	89	92	364	1106	-29x
739	RUIZ MALLA	Daniela Vanessa	Kneeling	93	91	91	93	368		
			Prone	94	97	95	97	383		
			Standing	84	90	83	82	339	1090	-24x





### Team Results

#### 团体成绩

Rank	Bib No.	Name	Stage	Series				Sub Total	Total	Remarks
				1	2	3	4			
22	<b>NED - Netherlands</b>			<b>276</b>	<b>276</b>	<b>273</b>	<b>273</b>	<b>1104</b>		
				<b>276</b>	<b>276</b>	<b>273</b>	<b>273</b>	<b>1166</b>		
				<b>243</b>	<b>259</b>	<b>268</b>	<b>260</b>	<b>578</b>	<b>3300 -88x</b>	
457	GROENENBOOM Iris	Kneeling	96	93	94	97	380			
		Prone	94	98	98	96	386			
		Standing	89	94	92	94	369	1135	-29x	
458	ZOMERDIJK Jacqueline	Kneeling	89	91	90	91	361			
		Prone	97	97	100	98	392			
		Standing	81	83	83	84	331	1084	-31x	
459	THEPASS Jaimy	Kneeling	91	92	89	91	363			
		Prone	95	97	97	99	388			
		Standing	73	82	93	82	330	1081	-28x	
23	<b>BRA - Brazil</b>			<b>277</b>	<b>274</b>	<b>277</b>	<b>277</b>	<b>1099</b>		
				<b>277</b>	<b>274</b>	<b>277</b>	<b>277</b>	<b>1148</b>		
				<b>269</b>	<b>255</b>	<b>252</b>	<b>261</b>	<b>575</b>	<b>3284 -74x</b>	
820	TESCH Roberta	Kneeling	99	96	94	94	383			
		Prone	97	98	100	97	392			
		Standing	95	93	87	92	367	1142	-40x	
821	COSTA Raquel	Kneeling	93	92	92	88	365			
		Prone	91	99	96	94	380			
		Standing	86	76	82	85	329	1074	-22x	
819	GOMES Raquel	Kneeling	85	86	91	89	351			
		Prone	94	96	91	95	376			
		Standing	88	86	83	84	341	1068	-12x	
24	<b>MYA - Myanmar</b>			<b>267</b>	<b>260</b>	<b>273</b>	<b>273</b>	<b>1061</b>		
				<b>267</b>	<b>260</b>	<b>273</b>	<b>273</b>	<b>1127</b>		
				<b>244</b>	<b>251</b>	<b>263</b>	<b>252</b>	<b>565</b>	<b>3198 -58x</b>	
060	NGE Zun Moe	Kneeling	90	89	94	85	358			
		Prone	96	95	96	98	385			
		Standing	84	89	89	83	345	1088	-30x	
062	THEINT Zin Min	Kneeling	89	86	93	84	352			
		Prone	91	96	93	92	372			
		Standing	76	87	83	85	331	1055	-15x	
061	THWE Myo Myat Myat	Kneeling	88	85	86	92	351			
		Prone	94	93	90	93	370			
		Standing	84	75	91	84	334	1055	-13x	

**Legend:**

CR CISM Record

F Female

M Male

No. Number



WUHAN 2019  
7th CISM Military World Games

Caidian National Defense Park Shooting Venue

蔡甸国防园射击场馆

MON 21 OCT 2019

Start Time 11:00

Shooting

射击

50m Rifle Prone Women - Individual

女子50米步枪卧射个人



CISM



## Results

比赛成绩

Rank	Bib No.	Name	Nation Code	Series						Total	Remarks
				1	2	3	4	5	6		
1	036	DUESTAD Jeanette Hegg	NOR	103.5	103.5	103.2	104.8	104.3	104.2	<b>623.5</b>	
2	037	LUND Katrine Aannestad	NOR	103.2	105.3	102.0	104.0	105.6	103.4	<b>623.5</b>	
3	624	KALNYSH Nataliia	UKR	103.1	104.0	103.2	105.3	103.6	103.9	<b>623.1</b>	
4	393	BAE Sanghee	KOR	101.7	104.2	103.7	106.3	103.6	103.5	<b>623.0</b>	
5	267	KOECK Rebecca	AUT	101.3	103.0	104.7	104.2	105.0	104.4	<b>622.6</b>	
6	683	WAN Xiangyan	CHN	104.6	104.3	102.8	102.9	103.3	104.2	<b>622.1</b>	
7	347	HOFSTETTER Vanessa	SUI	103.5	104.0	103.0	103.9	103.0	104.4	<b>621.8</b>	
8	873	ZYKOVA Iuliia	RUS	102.1	103.3	104.9	105.5	103.1	102.7	<b>621.6</b>	
9	270	PEER Franziska	AUT	103.5	102.0	103.4	105.2	103.1	104.1	<b>621.3</b>	
10	421	SERIKBAYEVA Zhanel	KAZ	103.7	105.2	103.1	103.8	102.3	103.2	<b>621.3</b>	
11	874	KHOROSHEVA Polina	RUS	102.8	103.8	103.4	105.4	103.5	102.2	<b>621.1</b>	
12	684	ZHANG Binbin	CHN	103.7	104.2	102.5	103.3	105.2	102.1	<b>621.0</b>	
13	348	LUSTENBERGER Petra	SUI	103.8	103.6	104.0	103.6	103.1	102.6	<b>620.7</b>	
14	556	GABRIELLI Nicole	ITA	103.6	103.0	101.5	104.5	102.9	104.9	<b>620.4</b>	
15	422	KALININA Darya	KAZ	101.7	104.8	104.2	103.0	104.0	102.7	<b>620.4</b>	
16	611	CHOTPHIBUNSIN Thanyalak	THA	103.9	103.9	102.8	103.9	102.7	102.9	<b>620.1</b>	
17	177	NORMANN Anna	SWE	102.7	103.3	103.3	103.9	102.8	103.8	<b>619.8</b>	
18	302	GEUTHER Anna Lena Karin	GER	103.3	103.9	101.9	103.7	103.9	103.1	<b>619.8</b>	
19	346	CHRISTEN Nina	SUI	102.0	103.7	102.6	104.7	102.4	104.2	<b>619.6</b>	
20	158	VUKASINOVIC Sanja	SRB	101.6	104.8	103.5	102.6	103.7	103.0	<b>619.2</b>	
21	154	ARSOVIC Andrea	SRB	103.8	103.6	102.5	103.9	102.0	103.2	<b>619.0</b>	
22	610	PLENGSAENGTHONG Ratchadaporn	THA	102.4	102.7	102.7	103.9	103.4	103.8	<b>618.9</b>	
23	863	KARIMOVA Iuliia	RUS	102.8	102.5	103.3	103.4	102.6	104.2	<b>618.8</b>	
24	308	MUELLER Lisa Jutta	GER	103.0	101.2	103.3	103.7	103.4	103.9	<b>618.5</b>	
25	231	HANSEN Sys Elisabeth	DEN	101.8	104.2	101.2	103.5	103.6	104.1	<b>618.4</b>	
26	310	BEER Jolyn	GER	102.6	102.6	103.2	103.5	102.9	103.3	<b>618.1</b>	
27	181	OLOFSSON Linda	SWE	102.8	103.2	103.8	103.4	103.9	101.0	<b>618.1</b>	
28	645	STANKIEWICZ Aneta	POL	103.0	102.9	103.9	101.7	103.1	102.8	<b>617.4</b>	
29	797	MARTYNOVA Maria	BLR	104.2	102.0	103.6	101.3	102.3	103.1	<b>616.5</b>	
30	625	ILINA Anna	UKR	101.4	101.9	100.6	104.7	103.8	103.8	<b>616.2</b>	
31	229	SCHRIVER Camilla	DEN	103.5	101.5	103.5	103.1	102.4	101.3	<b>615.3</b>	
32	494	VILJANEN Henna	FIN	102.9	102.0	103.5	102.5	102.8	101.3	<b>615.0</b>	
33	626	LESKIV Lesia	UKR	101.1	102.6	103.2	102.5	102.7	102.1	<b>614.2</b>	
34	559	SENA Sabrina	ITA	101.1	103.9	102.1	103.6	101.9	101.3	<b>613.9</b>	
35	713	OLZVOIBAATAR Yanjinkham	MGL	103.2	102.0	100.3	102.3	102.4	103.3	<b>613.5</b>	
36	153	ANDJUSIC MAKSIMOVIC Ivana	SRB	99.6	105.9	102.8	102.5	101.7	101.0	<b>613.5</b>	
37	716	TULGABAT Zoljargal	MGL	102.3	100.1	104.1	103.4	101.9	101.6	<b>613.4</b>	
38	176	MIEBACH Sara	SWE	102.9	102.3	102.8	100.8	101.3	103.1	<b>613.2</b>	
39	023	STANCHEVA Yanina	BUL	100.2	102.8	105.0	101.3	100.9	102.8	<b>613.0</b>	
40	685	XU Hong	CHN	101.9	101.2	102.5	102.8	101.7	102.8	<b>612.9</b>	
41	014	CESYNAITE Jurate	LTU	101.9	101.8	103.2	102.3	100.8	102.8	<b>612.8</b>	
42	663	ROXANA GEORGIANA Sidi	ROU	100.5	98.5	102.7	103.7	103.0	103.9	<b>612.3</b>	
43	765	EGODAWELA M.G.T.E.	SRI	100.1	103.2	103.0	102.5	100.8	102.5	<b>612.1</b>	
44	041	LOVSETH Oda Bardseng	NOR	102.4	102.5	103.5	102.4	101.1	100.2	<b>612.1</b>	
45	590	BORDET Jade	FRA	102.3	102.9	101.0	101.8	101.8	102.1	<b>611.9</b>	
46	430	PAPACHRISTOU Vasiliki	GRE	102.1	100.8	102.1	102.4	102.5	101.8	<b>611.7</b>	
47	646	SZUTKO Aleksandra	POL	103.6	103.8	102.2	101.3	100.2	100.3	<b>611.4</b>	



Results  
比赛成绩

Rank	Bib No.	Name	Nation Code	Series						Total	Remarks
				1	2	3	4	5	6		
48	717	ZORIGT Batkhuyag	MGL	102.4	100.6	101.3	102.5	103.4	101.1	<b>611.3</b>	
49	820	TESCH Roberta	BRA	100.9	101.0	102.0	102.4	101.2	103.3	<b>610.8</b>	
50	457	GROENENBOOM Iris	NED	102.1	102.9	101.3	104.3	99.1	100.9	<b>610.6</b>	
51	268	PRIBITZER Marlene	AUT	102.0	103.4	101.3	101.8	99.7	102.0	<b>610.2</b>	
52	142	AL ASEIRI Matara Fahad A M	QAT	100.6	101.2	101.3	103.7	101.9	101.5	<b>610.2</b>	
53	609	PONGLAOKHAM Paramaporn	THA	99.2	103.4	101.9	101.7	101.7	102.1	<b>610.0</b>	
54	796	SHCHERBATSEVICH Sviatlana	BLR	101.7	103.0	100.8	101.2	102.5	99.7	<b>608.9</b>	
55	394	BAE Sohee	KOR	102.1	100.7	101.1	101.9	101.5	101.4	<b>608.7</b>	
56	371	FONTAN VERDE Susana	ESP	96.8	103.9	99.4	103.6	102.5	102.4	<b>608.6</b>	
57	902	ALDOSERI Safa	BRN	101.0	102.5	100.0	102.4	99.4	101.7	<b>607.0</b>	
58	090	JONG Mi Hwa	PRK	99.8	102.3	98.7	101.5	101.4	102.0	<b>605.7</b>	
59	735	MORILLO CANDO Maria Jose	ECU	102.8	100.6	102.6	93.1	101.1	102.1	<b>602.3</b>	
60	062	THEINT Zin Min	MYA	101.3	99.1	98.3	98.9	99.3	100.5	<b>597.4</b>	

<b>Legend:</b>	<b>CR</b> CISM Record	<b>No.</b> Number
----------------	-----------------------	-------------------



Team Results  
团体成绩

Rank	Bib No.	Name	Series						Total	Remarks
			1	2	3	4	5	6		
<b>1</b>		<b>UKR - Ukraine</b>	<b>312.7</b>	<b>312.0</b>	<b>309.0</b>	<b>311.8</b>	<b>312.5</b>	<b>309.4</b>	<b>1867.4</b>	<b>CR</b>
	624	KALNYSH Nataliia	104.3	105.1	103.8	103.8	104.5	102.9	624.4	
	626	LESKIV Lesia	104.5	103.5	102.1	104.6	103.3	104.2	622.2	
	625	ILINA Anna	103.9	103.4	103.1	103.4	104.7	102.3	620.8	
<b>2</b>		<b>NOR - Norway</b>	<b>310.7</b>	<b>307.3</b>	<b>313.7</b>	<b>311.3</b>	<b>307.8</b>	<b>310.7</b>	<b>1861.5</b>	
	036	DUESTAD Jeanette Hegg	104.0	103.3	104.4	104.5	102.9	105.3	624.4	
	037	LUND Katrine Aannestad	103.8	103.2	105.2	104.6	104.1	102.2	623.1	
	041	LOVSETH Oda Bardseng	102.9	100.8	104.1	102.2	100.8	103.2	614.0	
<b>3</b>		<b>CHN - China</b>	<b>311.5</b>	<b>312.4</b>	<b>312.2</b>	<b>308.9</b>	<b>309.7</b>	<b>306.6</b>	<b>1861.3</b>	
	683	WAN Xiangyan	102.6	104.9	104.9	104.6	104.3	103.2	624.5	
	684	ZHANG Binbin	104.8	104.2	104.3	102.2	103.9	103.8	623.2	
	685	XU Hong	104.1	103.3	103.0	102.1	101.5	99.6	613.6	
<b>4</b>		<b>RUS - Russian</b>	<b>311.4</b>	<b>312.1</b>	<b>307.3</b>	<b>309.5</b>	<b>308.8</b>	<b>311.0</b>	<b>1860.1</b>	
	874	KHOROSHEVA Polina	105.5	104.1	103.7	104.2	103.1	104.1	624.7	
	863	KARIMOVA Iuliia	102.9	103.8	102.3	103.3	102.7	103.2	618.2	
	873	ZYKOVA Iuliia	103.0	104.2	101.3	102.0	103.0	103.7	617.2	
<b>5</b>		<b>AUT - Austria</b>	<b>309.1</b>	<b>306.2</b>	<b>312.2</b>	<b>311.1</b>	<b>309.8</b>	<b>310.6</b>	<b>1859.0</b>	
	270	PEER Franziska	104.2	102.7	105.1	103.7	103.2	104.1	623.0	
	267	KOECK Rebecca	103.3	102.8	105.5	104.5	103.9	102.8	622.8	
	268	PRIBITZER Marlene	101.6	100.7	101.6	102.9	102.7	103.7	613.2	
<b>6</b>		<b>SWE - Sweden</b>	<b>308.9</b>	<b>307.9</b>	<b>310.6</b>	<b>309.3</b>	<b>309.7</b>	<b>310.4</b>	<b>1856.8</b>	
	181	OLOFSSON Linda	105.7	102.7	103.6	104.6	102.2	103.5	622.3	
	177	NORMANN Anna	101.1	102.8	105.2	103.4	104.8	104.2	621.5	
	176	MIEBACH Sara	102.1	102.4	101.8	101.3	102.7	102.7	613.0	
<b>7</b>		<b>THA - Thailand</b>	<b>309.3</b>	<b>311.3</b>	<b>307.6</b>	<b>310.3</b>	<b>310.6</b>	<b>306.7</b>	<b>1855.8</b>	
	610	PLENGSAENGTHONG Ratchadaporn	105.4	104.5	103.8	104.9	104.6	103.0	626.2	
	611	CHOTPHIBUNSIN Thanyalak	101.8	102.2	102.9	104.1	102.7	102.3	616.0	
	609	PONGLAOKHAM Paramaporn	102.1	104.6	100.9	101.3	103.3	101.4	613.6	
<b>8</b>		<b>SUI - Switzerland</b>	<b>302.8</b>	<b>309.3</b>	<b>308.8</b>	<b>314.1</b>	<b>310.1</b>	<b>308.5</b>	<b>1853.6</b>	
	346	CHRISTEN Nina	102.1	104.1	105.1	105.4	101.4	102.2	620.3	
	347	HOFSTETTER Vanessa	101.1	102.8	101.4	103.5	104.4	103.5	616.7	
	348	LUSTENBERGER Petra	99.6	102.4	102.3	105.2	104.3	102.8	616.6	
<b>9</b>		<b>POL - Poland</b>	<b>307.8</b>	<b>307.2</b>	<b>309.8</b>	<b>309.2</b>	<b>311.7</b>	<b>306.7</b>	<b>1852.4</b>	
	646	SZUTKO Aleksandra	103.9	102.4	102.8	105.2	104.7	101.8	620.8	
	645	STANKIEWICZ Aneta	102.8	103.1	103.9	104.2	103.5	102.7	620.2	
	644	NAGAY Agnieszka	101.1	101.7	103.1	99.8	103.5	102.2	611.4	



### Team Results 团体成绩

Rank	Bib No.	Name	Series						Total	Remarks
			1	2	3	4	5	6		
<b>10</b>		<b>GER - Germany</b>	<b>306.0</b>	<b>304.8</b>	<b>312.0</b>	<b>309.8</b>	<b>309.1</b>	<b>310.6</b>	<b>1852.3</b>	
	310	BEER Jolyn	103.1	103.0	105.5	102.1	104.9	103.9	622.5	
	302	GEUTHER Anna Lena Karin	102.2	101.6	104.4	104.1	102.3	103.8	618.4	
	308	MUELLER Lisa Jutta	100.7	100.2	102.1	103.6	101.9	102.9	611.4	
<b>11</b>		<b>ITA - Italy</b>	<b>307.5</b>	<b>305.7</b>	<b>305.6</b>	<b>309.0</b>	<b>311.3</b>	<b>309.3</b>	<b>1848.4</b>	
	556	GABRIELLI Nicole	102.9	104.0	104.4	102.9	104.4	103.7	622.3	
	559	SENA Sabrina	102.9	103.7	100.9	104.4	103.0	103.8	618.7	
	560	LUCIANI Alessandra	101.7	98.0	100.3	101.7	103.9	101.8	607.4	
<b>12</b>		<b>SRB - Serbia</b>	<b>310.4</b>	<b>306.7</b>	<b>304.6</b>	<b>311.7</b>	<b>305.2</b>	<b>309.0</b>	<b>1847.6</b>	
	158	VUKASINOVIC Sanja	104.0	102.5	102.6	102.5	102.5	103.8	617.9	
	153	ANDJUSIC MAKSIMOVIC Ivana	104.1	100.7	101.6	104.5	102.4	102.4	615.7	
	154	ARSOVIC Andrea	102.3	103.5	100.4	104.7	100.3	102.8	614.0	
<b>13</b>		<b>BLR - Belarus</b>	<b>304.8</b>	<b>306.7</b>	<b>308.0</b>	<b>308.7</b>	<b>308.1</b>	<b>311.1</b>	<b>1847.4</b>	
	797	MARTYNOVA Maria	103.9	103.1	100.7	104.3	102.0	104.3	618.3	
	796	SHCHERBATSEVICH Sviatlana	101.0	102.1	103.9	103.6	102.6	104.5	617.7	
	798	PRANKO Uladzislava	99.9	101.5	103.4	100.8	103.5	102.3	611.4	
<b>14</b>		<b>KOR - Republic of Korea</b>	<b>309.8</b>	<b>307.6</b>	<b>309.1</b>	<b>306.5</b>	<b>305.4</b>	<b>306.5</b>	<b>1844.9</b>	
	393	BAE Sanghee	102.8	102.8	104.4	103.8	102.3	102.3	618.4	
	394	BAE Sohee	104.7	103.4	103.1	100.4	100.6	102.9	615.1	
	392	YU Jung	102.3	101.4	101.6	102.3	102.5	101.3	611.4	
<b>15</b>		<b>DEN - Denmark</b>	<b>309.4</b>	<b>306.7</b>	<b>307.1</b>	<b>307.8</b>	<b>306.3</b>	<b>305.7</b>	<b>1843.0</b>	
	229	SCHRIVER Camilla	102.7	103.5	101.8	104.3	103.3	102.5	618.1	
	231	HANSEN Sys Elisabeth	103.3	101.7	103.2	104.4	102.3	103.0	617.9	
	230	JENSEN Rikke Kjeldgaard	103.4	101.5	102.1	99.1	100.7	100.2	607.0	
<b>16</b>		<b>MGL - Mongolia</b>	<b>307.2</b>	<b>307.4</b>	<b>304.8</b>	<b>306.1</b>	<b>308.3</b>	<b>307.3</b>	<b>1841.1</b>	
	713	OLZVOIBAATAR Yanjinkham	104.1	101.8	103.1	101.1	103.4	102.7	616.2	
	717	ZORIGT Batkhuyag	100.6	101.6	102.7	103.1	102.3	102.7	613.0	
	716	TULGABAT Zoljargal	102.5	104.0	99.0	101.9	102.6	101.9	611.9	
<b>17</b>		<b>FIN - Finland</b>	<b>305.5</b>	<b>307.6</b>	<b>303.5</b>	<b>305.4</b>	<b>305.8</b>	<b>305.0</b>	<b>1832.8</b>	
	494	VILJANEN Henna	103.7	102.6	101.9	101.5	103.0	103.2	615.9	
	495	SIITONEN Sonja	99.5	104.6	101.2	102.4	101.5	99.6	608.8	
	493	KUISMA Jenna	102.3	100.4	100.4	101.5	101.3	102.2	608.1	
<b>18</b>		<b>FRA - France</b>	<b>301.8</b>	<b>300.5</b>	<b>305.8</b>	<b>302.9</b>	<b>306.2</b>	<b>302.5</b>	<b>1819.7</b>	
	590	BORDET Jade	103.2	101.4	102.8	102.6	101.7	102.8	614.5	
	592	BOGARD Floriane	99.6	102.1	102.6	100.4	100.9	101.3	606.9	
	587	KRUMM Clementine	99.0	97.0	100.4	99.9	103.6	98.4	598.3	



### Team Results

团体成绩

Rank	Bib No.	Name	Series						Total	Remarks
			1	2	3	4	5	6		
<b>19</b>		<b>PRK - D.P.R Korea</b>	<b>305.0</b>	<b>299.2</b>	<b>308.1</b>	<b>308.1</b>	<b>296.9</b>	<b>301.5</b>	<b>1818.8</b>	
	090	JONG Mi Hwa	102.8	102.9	104.1	104.2	97.2	101.0	612.2	
	088	RI Song Hui	101.6	98.1	104.1	103.9	99.1	102.0	608.8	
	089	HA Kuk Hwa	100.6	98.2	99.9	100.0	100.6	98.5	597.8	
<b>20</b>		<b>QAT - Qatar</b>	<b>307.0</b>	<b>299.2</b>	<b>299.6</b>	<b>302.6</b>	<b>304.7</b>	<b>300.2</b>	<b>1813.3</b>	
	142	AL ASEIRI Matara Fahad A M	102.5	102.3	100.0	100.6	102.0	100.8	608.2	
	139	AL SAEED Khloud Jamal F K	103.5	100.4	100.1	100.9	102.0	99.9	606.8	
	136	AL DARWISH Shahd Khalid A B	101.0	96.5	99.5	101.1	100.7	99.5	598.3	
<b>21</b>		<b>NED - Netherlands</b>	<b>300.0</b>	<b>301.7</b>	<b>302.7</b>	<b>303.4</b>	<b>303.8</b>	<b>296.8</b>	<b>1808.4</b>	
	457	GROENENBOOM Iris	99.9	101.0	101.2	102.8	102.4	98.9	606.2	
	458	ZOMERDIJK Jacqueline	100.5	99.3	101.1	102.3	101.8	100.7	605.7	
	459	THEPASS Jaimy	99.6	101.4	100.4	98.3	99.6	97.2	596.5	
<b>22</b>		<b>ECU - Ecuador</b>	<b>295.4</b>	<b>299.2</b>	<b>294.8</b>	<b>301.9</b>	<b>307.9</b>	<b>299.2</b>	<b>1798.4</b>	
	735	MORILLO CANDO Maria Jose	103.2	103.7	98.9	99.6	101.8	99.2	606.4	
	739	RUIZ MALLA Daniela Vanessa	99.2	98.9	98.8	101.1	105.0	97.6	600.6	
	737	CRUZ MERA Ana Karina	93.0	96.6	97.1	101.2	101.1	102.4	591.4	
<b>23</b>		<b>BRA - Brazil</b>	<b>297.6</b>	<b>303.1</b>	<b>295.6</b>	<b>298.4</b>	<b>295.6</b>	<b>302.9</b>	<b>1793.2</b>	
	820	TESCH Roberta	102.0	103.3	99.7	102.3	98.9	102.0	608.2	
	821	COSTA Raquel	98.4	100.3	99.0	98.6	96.1	100.3	592.7	
	819	GOMES Raquel	97.2	99.5	96.9	97.5	100.6	100.6	592.3	
<b>24</b>		<b>MYA - Myanmar</b>	<b>300.8</b>	<b>288.3</b>	<b>287.7</b>	<b>294.9</b>	<b>294.1</b>	<b>297.6</b>	<b>1763.4</b>	
	062	THEINT Zin Min	100.9	98.6	97.0	100.2	98.7	97.9	593.3	
	061	THWE Myo Myat Myat	102.0	98.5	94.5	95.5	98.4	101.5	590.4	
	060	NGE Zun Moe	97.9	91.2	96.2	99.2	97.0	98.2	579.7	

**Legend:**




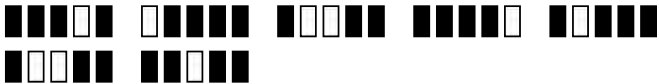


**CR** CISM Record  
**No.** Number

**F** Female

**M** Male



Results  
个人决赛比赛成绩

Rank	Bib No.	Name	Nation Code	Target	Total	Remarks
1	686	LI Qingnian	CHN		43	
2	558	CAPORUSCIO Federica	ITA		39	
3	688	DENG Weiyun	CHN		30	
4	557	IEZZI Alessia	ITA		26	
5	695	WANG Xiaojing	CHN		21	
6	091	PAK Yong Hui	PRK		15	

<b>Legend:</b>			
<b>Comp.</b>	Competition	<b>No.</b>	Number



**Team Results**  
 团体成绩

Rank	Bib No.	Name	Series					Total	Remarks
			1	2	3	4	5		
<b>1</b>		<b>CHN - China</b>	<b>72</b>	<b>72</b>	<b>67</b>	<b>73</b>	<b>73</b>	<b>357</b>	<b>CR</b>
	695	WANG Xiaojing	23	25	23	25	24	120	
	688	DENG Weiyun	25	24	21	25	24	119	
	686	LI Qingnian	24	23	23	23	25	118	
<b>2</b>		<b>ITA - Italy</b>	<b>69</b>	<b>70</b>	<b>64</b>	<b>69</b>	<b>70</b>	<b>342</b>	
	557	IEZZI Alessia	25	24	21	24	24	118	
	558	CAPORUSCIO Federica	22	24	21	23	25	115	
	561	CRISTIANI Isabella	22	22	22	22	21	109	
<b>3</b>		<b>RUS - Russian</b>	<b>65</b>	<b>65</b>	<b>69</b>	<b>67</b>	<b>62</b>	<b>328</b>	
	869	BARSUK Tatiana	21	22	23	24	22	112	
	868	SAVELEVA Iuliia	22	23	22	20	23	110	
	870	TUGOLUKOVA Iuliia	22	20	24	23	17	106	
<b>4</b>		<b>PRK - D.P.R Korea</b>	<b>58</b>	<b>61</b>	<b>64</b>	<b>64</b>	<b>59</b>	<b>306</b>	
	091	PAK Yong Hui	21	24	24	24	20	113	
	092	KIM Yong Bok	17	20	21	21	20	99	
	093	KIM Yong Mi	20	17	19	19	19	94	
<b>5</b>		<b>INA - Indonesia</b>	<b>58</b>	<b>53</b>	<b>52</b>	<b>56</b>	<b>59</b>	<b>278</b>	
	896	SYLVIA Sylvia	18	22	18	23	20	101	
	895	WULANDARI Fany Febriana	21	14	16	18	20	89	
	894	SARMUNAH Sarmunah	19	17	18	15	19	88	
<b>6</b>		<b>OMA - Oman</b>	<b>51</b>	<b>47</b>	<b>57</b>	<b>49</b>	<b>53</b>	<b>257</b>	
	515	ALGHABSHI Hanan Salim Hamood	17	18	19	19	20	93	
	513	ALSALTI Rabah Moosa Salmeen	15	15	24	17	19	90	
	514	ALMALKI Shamsa Yaqub Obaid	19	14	14	13	14	74	

**Legend:**

**CR** CISM Record  
**No.** Number

**F** Female

**M** Male





Results  
个人决赛比赛成绩

Rank	Bib No.	Name	Nation Code	Target						Total	Remarks
1	689	CHEN Xiaoyao	CHN	■ ■ ■ ■	■ ■	■ ■ ■ ■	■ ■ ■ ■	□ ■	■ ■ ■ ■	55	CR
				■ ■ ■ ■	■ ■	■ ■ ■ ■	■ ■ ■ ■	■ ■	■ ■ ■ ■		
				■ ■ ■ ■	■ ■	■ ■ ■ ■	■ ■ ■ ■	■ ■	■ ■ ■ ■		
2	687	CHE Yufei	CHN	■ ■ ■ ■	■ ■	■ ■ ■ ■	■ ■ ■ ■	■ ■	■ ■ ■ ■	53	
				■ ■ ■ ■	■ ■	■ ■ ■ ■	■ ■ ■ ■	■ ■	■ ■ ■ ■		
				■ ■ ■ ■	■ ■	■ ■ ■ ■	■ ■ ■ ■	■ ■	■ ■ ■ ■		
3	871	KRAKHMALEVA Anastasia	RUS	■ ■ ■ ■	■ ■	■ ■ ■ ■	■ ■ ■ ■	■ ■	■ ■ ■ ■	45	
				■ ■ ■ ■	■ ■	■ ■ ■ ■	■ ■ ■ ■	■ ■	■ ■ ■ ■		
				□ ■ ■ ■	■ ■	■ ■ ■ ■					
4	589	ANASTASSIOU Lucie	FRA	■ ■ ■ ■	■ ■	■ ■ ■ ■	■ ■ ■ ■	■ ■	■ ■ ■ ■	34	
				■ ■ ■ ■	■ ■	■ ■ ■ ■	■ ■ ■ ■	■ ■	■ ■ ■ ■		
				■ ■ ■ ■	■ ■	■ ■ ■ ■	■ ■ ■ ■	■ ■	■ ■ ■ ■		
5	145	AL SHARSHANI Reem Gholome A H	QAT	■ ■ ■ ■	■ ■	■ ■ ■ ■	■ ■ ■ ■	■ ■	■ ■ ■ ■	22	
				■ ■ ■ ■	■ ■	■ ■ ■ ■					
				■ ■ ■ ■	■ ■	■ ■ ■ ■					
6	604	IMPRASERTSUK Isarapa	THA	■ ■ ■ ■	■ ■	■ ■ ■ ■	■ ■ ■ ■	■ ■	■ ■ ■ ■	15	
				■ ■ ■ ■	■ ■	■ ■ ■ ■	■ ■ ■ ■	■ ■	■ ■ ■ ■		
				■ ■ ■ ■	■ ■	■ ■ ■ ■	■ ■ ■ ■	■ ■	■ ■ ■ ■		

<b>Legend:</b>		
<b>Comp.</b>	Competition	<b>No.</b> Number



### Team Results

#### 团体成绩

Rank	Bib No.	Name	Series					Total	Remarks
			1	2	3	4	5		
<b>1</b>		<b>CHN - China</b>	<b>68</b>	<b>74</b>	<b>70</b>	<b>69</b>	<b>72</b>	<b>353</b>	<b>CR</b>
	689	CHEN Xiaoyao	25	25	23	24	25	122	
	687	CHE Yufei	22	24	22	24	25	117	
	690	ZHANG Heng	21	25	25	21	22	114	
<b>2</b>		<b>RUS - Russia</b>	<b>69</b>	<b>72</b>	<b>69</b>	<b>68</b>	<b>68</b>	<b>346</b>	
	871	KRAKHMALOVA Anastasia	23	25	24	25	24	121	
	875	BELIKOVA Marina	23	23	24	20	23	113	
	872	VINOGRADOVA Natalia	23	24	21	23	21	112	
<b>3</b>		<b>THA - Thailand</b>	<b>74</b>	<b>69</b>	<b>65</b>	<b>70</b>	<b>64</b>	<b>342</b>	
	604	IMPRASERTSUK Isarapa	25	23	22	23	24	117	
	603	SUTARPORN Nutchaya	24	22	24	22	24	116	
	613	NASAKUL Chalalai	25	24	19	25	16	109	
<b>4</b>		<b>QAT - Qatar</b>	<b>67</b>	<b>63</b>	<b>59</b>	<b>58</b>	<b>55</b>	<b>302</b>	
	145	AL SHARSHANI Reem Gholome A H	25	23	24	25	21	118	
	144	MOHAMMED Hajar Ghulam A A	23	20	20	22	16	101	
	146	HAJI Hanan Ali A J	19	20	15	11	18	83	
<b>5</b>		<b>OMA - Oman</b>	<b>58</b>	<b>56</b>	<b>50</b>	<b>53</b>	<b>57</b>	<b>274</b>	
	517	ALSULAIMI Fatema Abdullah Said	19	19	18	19	21	96	
	518	ALMALKI Wahba Aty Khamis	20	19	15	17	19	90	
	516	ALMAHROUQI Zahra Zahran Salim	19	18	17	17	17	88	
<b>6</b>		<b>INA - Indonesia</b>	<b>52</b>	<b>49</b>	<b>50</b>	<b>47</b>	<b>41</b>	<b>239</b>	
	895	WULANDARI Fany Febriana	22	20	20	17	16	95	
	896	SYLVIA Sylvia	17	15	17	14	12	75	
	894	SARMUNAH Sarmunah	13	14	13	16	13	69	
<b>7</b>		<b>GER - Germany</b>	<b>41</b>	<b>41</b>	<b>39</b>	<b>40</b>	<b>41</b>	<b>202</b>	
	307	WISSMER Nele	22	21	23	23	22	111	
	303	MURCHE Kathrin	11	12	7	10	15	55	
	312	VALDORF Bettina	8	8	9	7	4	36	

**Legend:**

**CR** CISM Record

**F** Female

**M** Male

**No.** Number



WUHAN 2019  
7th CISM Military World Games

Caidian National Defense Park Shooting Venue  
蔡甸国防园射击场馆

24 OCT 2019

Shooting  
射击  
Trap Mixed Team  
飞碟多向混合团体



## Medallists

队赛获奖牌队名单

Medal	Team	Name
GOLD	ITA - Italy	IEZZI Alessia RESCA Daniele
SILVER	ITA - Italy	CAPORUSCIO Federica BARILLA Antonino
BRONZE	RUS - Russia	TUGOLUKOVA Iuliia ALIPOV Aleksei

## Medallists by Event

奖牌获得者(按项目排列)

As of WED 23 OCT 2019 at 20:04

### AFTER 42 OF 42 EVENTS

Event	Date	Medal	Name	Nation
Women 400m Freestyle	19 OCT 2019	GOLD	WANG Jianjiahe	CHN
		SILVER	ZHANG Yuhan	CHN
		BRONZE	EGOROVA Anna	RUS
Men 100m Backstroke	19 OCT 2019	GOLD	LI Guangyuan	CHN
		SILVER	BASSETO Guilherme	BRA
		BRONZE	LARIN Roman	RUS
Women 50m Freestyle	19 OCT 2019	GOLD	ZHU Menghui	CHN
		SILVER	HENIQUE Melanie	FRA
		BRONZE	ZHANG Yufei	CHN
Men 50m Freestyle	19 OCT 2019	GOLD	GRINEV Vladislav	RUS
		SILVER	SPAJARI Pedro	BRA
		BRONZE	HE Junyi	CHN
Women 200m Backstroke	19 OCT 2019	GOLD	LIU Yaxin	CHN
		SILVER	USTINOVA Daria	RUS
		BRONZE	RAMATELLI Giulia	ITA
Men 100m Breaststroke	19 OCT 2019	GOLD	CHUPKOV Anton	RUS
		SILVER	YAN Zibei	CHN
		BRONZE	QIN Haiyang	CHN
Women 400m Individual Medley	19 OCT 2019	GOLD	LESAFFRE Fantine	FRA
		SILVER	NGUYEN Thi Anh Vien	VIE
		BRONZE	YANG Chang	CHN
Men 4x200m Freestyle Relay	19 OCT 2019	GOLD	WANG Shun LIU Shaofeng HE Junyi JI Xinjie	CHN
		SILVER	de DEUS Leonardo SCHEFFER Fernando SANTOS Leonardo CALVELO Andre COSTA Guilherme	BRA
		BRONZE	MAJCHRZAK Kacper ZABOROWSKI Filip KAWECKI Radoslaw HOLUB Jan	POL
Women 4x100m Medley Relay	19 OCT 2019	GOLD	CHEN Jie YU Jingyao ZHANG Yufei YANG Junxuan	CHN
		SILVER	USTINOVA Daria TEMNIKOVA Mariia CHIMROVA Svetlana GUZHENKOVA Anastasia PAPUSHA Alexandra	RUS
		BRONZE	TCHORZ Alicja IWANOWSKA Alexandra PEDA Paulina POLANSKA Aleksandra	POL
Men 200m Individual Medley	20 OCT 2019	GOLD	WANG Shun	CHN
		SILVER	QIN Haiyang	CHN
		BRONZE	DESPLANCHES Jeremy Marc Geroges	SUI

## Medallists by Event

奖牌获得者(按项目排列)

As of WED 23 OCT 2019 at 20:04

### AFTER 42 OF 42 EVENTS

Event	Date	Medal	Name	Nation
Women 200m Freestyle	20 OCT 2019	GOLD	YANG Junxuan	CHN
		SILVER	WANG Jianjiahe	CHN
		BRONZE	GUZHENKOVA Anastasia	RUS
Men 50m Butterfly	20 OCT 2019	GOLD	KOSTIN Oleg	RUS
		SILVER	CZERNIAK Konrad	POL
		BRONZE	PAKHOMOV Daniil	RUS
Women 100m Butterfly	20 OCT 2019	GOLD	ZHANG Yufei	CHN
		SILVER	CHIMROVA Svetlana	RUS
		BRONZE	DIAS Daiene	BRA
Men 800m Freestyle	20 OCT 2019	GOLD	Ji Xinjie	CHN
		SILVER	FROLOV Sergii	UKR
		BRONZE	OLIVIER Marc Antoine	FRA
Women 50m Breaststroke	20 OCT 2019	GOLD	SUO Ran	CHN
		SILVER	CONCEICAO Jhennifer	BRA
		BRONZE	YU Jingyao	CHN
Men 4x100m Freestyle Relay	20 OCT 2019	GOLD	FERREIRA Marco CALVELO Andre SCHEFFER Fernando SPAJARI Pedro	BRA
		SILVER	HE Junyi LIU Shaofeng WANG Shun Ji Xinjie	CHN
		BRONZE	LARIN Roman MAKOVICH Semen ZHIKHAREV Petr GRINEV Vladislav ADEEV Denis SEDOV Evgeny	RUS
Women 4x100m Freestyle Relay	20 OCT 2019	GOLD	ZHU Menghui WANG Jianjiahe ZHANG Yufei YANG Junxuan	CHN
		SILVER	USTINOVA Daria KRIVONOGOVA Irina BELIAKOVA Viktoriia GUZHENKOVA Anastasia NASRETDINOVA Rozaliia PAPUSHA Alexandra	RUS
		BRONZE	OLIVEIRA Larissa MEDEIROS Etiene LYRIO Manuella DIAS Daiene de GOEIJ Fernanda JUNGBLUT Viviane	BRA
Women 100m Freestyle	21 OCT 2019	GOLD	YANG Junxuan	CHN
		SILVER	ZHU Menghui	CHN
		BRONZE	BONNET Charlotte	FRA
Men 200m Freestyle	21 SEP 2019	GOLD	Ji Xinjie	CHN
		SILVER	SCHEFFER Fernando	BRA
		BRONZE	MAJCHRZAK Kacper	POL

## Medallists by Event

奖牌获得者(按项目排列)

As of WED 23 OCT 2019 at 20:04

### AFTER 42 OF 42 EVENTS

Event	Date	Medal	Name	Nation
Women 100m Backstroke	21 OCT 2019	GOLD	CHEN Jie	CHN
		SILVER	LIU Yaxin	CHN
		BRONZE	TCHORZ Alicja	POL
Men 50m Breaststroke	21 OCT 2019	GOLD	GOMES Joao	BRA
		SILVER	YAN Zibei	CHN
		BRONZE	TONIATO Andrea	ITA
Women 1500m Freestyle	21 OCT 2019	GOLD	WANG Jianjiahe	CHN
		SILVER	ODER Tjasa	SLO
		BRONZE	JUNGBLUT Viviane	BRA
Men 100m Butterfly	21 OCT 2019	GOLD	PAKHOMOV Daniil	RUS
		SILVER	KOSTIN Oleg	RUS
		BRONZE	CZERNIAK Konrad	POL
Women 200m Butterfly	21 OCT 2019	GOLD	ZHANG Yuhan	CHN
		SILVER	CHIMROVA Svetlana	RUS
		BRONZE	ZHANG Yufei	CHN
Men 400m Individual Medley	21 OCT 2019	GOLD	WANG Shun	CHN
		SILVER	QIN Haiyang	CHN
		BRONZE	SZWEDZKI Dawid	POL
Mixed 4x100m Freestyle Relay	21 OCT 2019	GOLD	Ji Xinjie HE Junyi ZHU Menghui YANG Junxuan	CHN
		SILVER	GRINEV Vladislav ZHIKHAREV Petr BELIAKOVA Viktoriia GUZHENKOVA Anastasia ADEEV Denis	RUS
		BRONZE	MAJCHRZAK Kacper CZERNIAK Konrad POLANSKA Aleksandra TCHORZ Alicja CHRZANOWSKI Damian DOWGIERT Anna KOSSAKOWSKA Dominika	POL
Men 100m Freestyle	22 OCT 2019	GOLD	GRINEV Vladislav	RUS
		SILVER	SPAJARI Pedro	BRA
		BRONZE	MAJCHRZAK Kacper	POL
Women 50m Butterfly	22 OCT 2019	GOLD	HENIQUE Melanie	FRA
		SILVER	ZHANG Yufei	CHN
		BRONZE	DIAS Daiene	BRA
Men 50m Backstroke	22 OCT 2019	GOLD	BASSETO Guilherme	BRA
		SILVER	STRAVIUS Jeremy	FRA
		BRONZE	BONACCHI Niccolo	ITA
			LARIN Roman	RUS
Women 200m Individual Medley	22 OCT 2019	GOLD	LESAFFRE Fantine	FRA
		SILVER	YANG Chang	CHN
		BRONZE	BELIAKOVA Viktoriia	RUS
Men 400m Freestyle	22 OCT 2019	GOLD	Ji Xinjie	CHN
		SILVER	COSTA Guilherme	BRA
		BRONZE	FROLOV Sergii	UKR

## Medallists by Event

奖牌获得者(按项目排列)

As of WED 23 OCT 2019 at 20:04

### AFTER 42 OF 42 EVENTS

Event	Date	Medal	Name	Nation
Women 200m Breaststroke	22 OCT 2019	GOLD	YU Jingyao	CHN
		SILVER	TEMNIKOVA Mariia	RUS
		BRONZE	IWANOWSKA Alexandra	POL
Men 200m Breaststroke	22 OCT 2019	GOLD	CHUPKOV Anton	RUS
		SILVER	QIN Haiyang	CHN
		BRONZE	KOPTIELOV Mykyta	UKR
Women 4x200m Freestyle Relay	22 OCT 2019	GOLD	YANG Junxuan ZHANG Yuhan ZHANG Yufei WANG Jianjiahe	CHN
		SILVER	EGOROVA Anna KRIVONOGOVA Irina USTINOVA Daria GUZHENKOVA Anastasia	RUS
		BRONZE	OLIVEIRA Larissa LYRIO Manuella DIAMANTE Giovanna RONCATTO Gabrielle	BRA
Men 4x100m Medley Relay	22 OCT 2019	GOLD	LARIN Roman CHUPKOV Anton PAKHOMOV Daniil GRINEV Vladislav KOSTIN Oleg	RUS
		SILVER	LI Guangyuan YAN Zibei LI Zhuhao HE Junyi	CHN
		BRONZE	KAWECKI Radoslaw KALUSOWSKI Jan CZERNIAK Konrad MAJCHRZAK Kacper POPRAWA Michal SZWEDZKI Dawid	POL
Men 200m Backstroke	23 OCT 2019	GOLD	LI Guangyuan	CHN
		SILVER	KAWECKI Radoslaw	POL
		BRONZE	WANG Shun	CHN
Women 50m Backstroke	23 OCT 2019	GOLD	CHEN Jie	CHN
		SILVER	MEDEIROS Etiene	BRA
		BRONZE	TCHORZ Alicja	POL
Men 200m Butterfly	23 OCT 2019	GOLD	de DEUS Leonardo	BRA
		SILVER	KESIL Denys	UKR
		BRONZE	PAKHOMOV Daniil	RUS
Women 100m Breaststroke	23 OCT 2019	GOLD	YU Jingyao	CHN
		SILVER	TEMNIKOVA Mariia	RUS
		BRONZE	CONCEICAO Jhennifer	BRA
Men 1500m Freestyle	23 OCT 2019	GOLD	FROLOV Sergii	UKR
		SILVER	OLIVIER Marc Antoine	FRA
		BRONZE	Ji Xinjie	CHN
Women 800m Freestyle	23 OCT 2019	GOLD	WANG Jianjiahe	CHN
		SILVER	ZHANG Yuhan	CHN
		BRONZE	EGOROVA Anna	RUS

## Medallists by Event

奖牌获得者(按项目排列)

As of WED 23 OCT 2019 at 20:04

### AFTER 42 OF 42 EVENTS

Event	Date	Medal	Name	Nation
Mixed 4x100m Medley Relay	23 OCT 2019	GOLD	LI Guangyuan YAN Zibei ZHANG Yufei YANG Junxuan	CHN
		SILVER	BASSETO Guilherme GOMES Joao DIAS Daiene OLIVEIRA Larissa ALMEIDA Brandonn	BRA
		BRONZE	LARIN Roman TEMNIKOVA Mariia CHIMROVA Svetlana GRINEV Vladislav ADEEV Denis PAPUSHA Alexandra	RUS



Results  
成绩公告

EVENT NUMBER 19

	Record	Name	Nation	Location	Date
<b>WR</b>	1:42.00	BIEDERMANN Paul	GER	(ITA)	28 JUL 2009
<b>CR</b>	1:47.18	MAJCHRZAK, Kacper	POL	Rio de Janeiro(BRA)	2017

Rank	Lane	Name	Nation	R.T.	50m	100m	150m	Time	Time Behind
1	3	JI Xinjie	CHN	0.75	(2)25.15	(1)51.94 26.79	(1)1:19.29 27.35	<b>1:46.54</b> 27.25	CR
2	5	SCHEFFER Fernando	BRA	0.73	(4)25.27	(2)52.45 27.18	(2)1:20.09 27.64	<b>1:47.32</b> 27.23	0.78
3	1	MAJCHRZAK Kacper	POL	0.70	(3)25.16	(3)52.70 27.54	(4)1:20.73 28.03	<b>1:47.51</b> 26.78	0.97
4	6	ZELLMANN Poul	GER	0.72	(7)25.50	(4)52.95 27.45	(3)1:20.59 27.64	<b>1:48.26</b> 27.67	1.72
5	8	ZHIKHAREV Petr	RUS	0.69	(8)25.97	(8)53.64 27.67	(7)1:21.66 28.02	<b>1:49.30</b> 27.64	2.76
6	4	DERACHE Alexandre	FRA	0.67	(5)25.39	(7)53.12 27.73	(8)1:21.83 28.71	<b>1:49.81</b> 27.98	3.27
7	2	CALVELO Andre	BRA	0.67	(1)25.06	(6)53.05 27.99	(5)1:21.51 28.46	<b>1:50.14</b> 28.63	3.60
8	7	LIESS Nils	SUI	0.73	(6)25.45	(5)53.02 27.57	(6)1:21.64 28.62	<b>1:50.53</b> 28.89	3.99

<b>Legend:</b>			
<b>CR</b>	CISM Record	<b>R.T.</b>	Reaction time
<b>WR</b>	World Record		

Results  
成绩公告

EVENT NUMBER 25

	Record	Name	Nation	Location	Date
<b>WR</b>	4:03.84	PHELPS Michael	USA	(CHN)	10 AUG 2008
<b>CR</b>	4:14.20	Pierry Cruz	BRA	Samara(RUS)	2018

Rank	Lane	Name	Nation	R.T.	Time	Time Behind	
1	7	WANG Shun	CHN	0.69	<b>4:10.13</b>	CR	
	50m (2)26.18	100m (2)56.91	150m (2)1:29.11	200m (1)2:00.49	250m (2)2:36.80	300m (2)3:13.64	350m (2)3:43.30
		30.73	32.20	31.38	36.31	36.84	29.66
2	5	QIN Haiyang	CHN	0.70	<b>4:10.41</b>	0.28	
	50m (1)25.53	100m (1)55.71	150m (1)1:29.00	200m (2)2:01.25	250m (1)2:35.67	300m (1)3:10.87	350m (1)3:41.67
		30.18	33.29	32.25	34.42	35.20	30.80
3	3	SZWEDZKI Dawid	POL	0.73	<b>4:18.35</b>	8.22	
	50m (7)28.02	100m (6)59.78	150m (7)1:34.17	200m (7)2:07.99	250m (4)2:43.14	300m (3)3:19.15	350m (3)3:49.21
		31.76	34.39	33.82	35.15	36.01	30.06
4	4	ALMEIDA Brandonn	BRA	0.73	<b>4:19.82</b>	9.69	
	50m (6)27.68	100m (5)58.87	150m (3)1:31.34	200m (3)2:03.29	250m (3)2:41.25	300m (4)3:19.50	350m (4)3:50.01
		31.19	32.47	31.95	37.96	38.25	30.51
5	1	MAKOVICH Semen	RUS	0.78	<b>4:22.40</b>	12.27	
	50m (5)27.46	100m (7)59.79	150m (6)1:33.65	200m (5)2:06.86	250m (5)2:43.29	300m (5)3:20.76	350m (5)3:52.13
		32.33	33.86	33.21	36.43	37.47	31.37
6	2	SANTOS Leonardo	BRA	0.72	<b>4:22.96</b>	12.83	
	50m (4)26.89	100m (4)58.62	150m (4)1:32.60	200m (4)2:05.90	250m (6)2:44.12	300m (6)3:22.97	350m (6)3:53.79
		31.73	33.98	33.30	38.22	38.85	30.82
7	6	KESIL Denys	UKR	0.70	<b>4:31.26</b>	21.13	
	50m (3)26.71	100m (3)57.82	150m (5)1:33.15	200m (6)2:07.23	250m (7)2:46.69	300m (7)3:26.93	350m (7)3:59.36
		31.11	35.33	34.08	39.46	40.24	32.43
8	8	SALEM Ahmed	EGY	0.82	<b>4:44.48</b>	34.35	
	50m (8)28.91	100m (8)1:02.31	150m (8)1:39.65	200m (8)2:16.40	250m (8)2:58.88	300m (8)3:40.64	350m (8)4:12.96
		33.40	37.34	36.75	42.48	41.76	32.32

<b>Legend:</b>	<b>CR</b> CISM Record	<b>R.T.</b> Reaction time	<b>WR</b> World Record
----------------	-----------------------	---------------------------	------------------------



## Results 成绩公告

### EVENT NUMBER 31

	Record	Name	Nation	Location	Date
<b>WR</b>	3:40.07	BIEDERMANN Paul	GER	(ITA)	26 JUL 2009
<b>CR</b>	3:49.76	AUBRY, David	FRA	Rio de Janeiro(BRA)	2017

Rank	Lane	Name	Nation	R.T.	Time	Time Behind
1	3	JI Xinjie	CHN	0.71	<b>3:48.33</b>	CR
50m (3)26.40	100m (2)55.29	150m (2)1:23.89	200m (2)1:52.80	250m (1)2:21.81	300m (1)2:51.03	350m (1)3:20.64
	28.89	28.60	28.91	29.01	29.22	29.61
						27.69
2	4	COSTA Guilherme	BRA	0.70	<b>3:49.37</b>	1.04
50m (5)26.86	100m (4)55.47	150m (3)1:24.75	200m (3)1:54.12	250m (3)2:23.34	300m (2)2:52.58	350m (2)3:21.46
	28.61	29.28	29.37	29.22	29.24	28.88
						27.91
3	5	FROLOV Sergii	UKR	0.79	<b>3:50.73</b>	2.40
50m (7)27.45	100m (7)56.65	150m (6)1:26.08	200m (4)1:55.58	250m (4)2:24.75	300m (3)2:53.88	350m (3)3:22.56
	29.20	29.43	29.50	29.17	29.13	28.68
						28.17
4	6	OLIVIER Marc Antoine	FRA	0.76	<b>3:52.57</b>	4.24
50m (8)27.71	100m (8)56.95	150m (7)1:26.13	200m (6)1:55.80	250m (5)2:25.22	300m (5)2:54.71	350m (4)3:23.74
	29.24	29.18	29.67	29.42	29.49	29.03
						28.83
5	8	STJEPANOVIC Velimir	SRB	0.62	<b>3:53.95</b>	5.62
50m (4)26.54	100m (5)55.87	150m (5)1:26.06	200m (8)1:56.52	250m (8)2:26.80	300m (7)2:56.58	350m (7)3:26.15
	29.33	30.19	30.46	30.28	29.78	29.57
						27.80
6	7	ZABOROWSKI Filip	POL	0.67	<b>3:54.25</b>	5.92
50m (6)27.13	100m (6)56.35	150m (7)1:26.13	200m (7)1:56.20	250m (6)2:25.99	300m (6)2:55.97	350m (6)3:25.65
	29.22	29.78	30.07	29.79	29.98	29.68
						28.60
7	2	ZELLMANN Poul	GER	0.72	<b>3:56.49</b>	8.16
50m (1)25.53	100m (1)53.26	150m (1)1:21.72	200m (1)1:51.27	250m (2)2:22.17	300m (4)2:54.01	350m (5)3:25.63
	27.73	28.46	29.55	30.90	31.84	31.62
						30.86
8	1	ZHIKHAREV Petr	RUS	0.71	<b>4:02.12</b>	13.79
50m (2)26.06	100m (3)55.40	150m (4)1:25.13	200m (5)1:55.63	250m (7)2:26.41	300m (8)2:58.36	350m (8)3:30.13
	29.34	29.73	30.50	30.78	31.95	31.77
						31.99

**Legend:**

**CR** CISM Record      **R.T.** Reaction time      **WR** World Record



## Results 成绩公告

As of SUN 20 OCT 2019 at 19:07

Record	Name	Nation	Location	Date
WR	7:32.12 ZHANG Lin	CHN	(ITA)	29 JUL 2009

### Slowest Heat

Rank	Lane	Name	Nation	R.T.	Time	Time Behind										
1	4	ELAMRAWY Marwan	EGY	0.84	<b>8:05.72</b>											
	50m (1)	27.63	100m (1)	57.69	150m (1)	1:28.41	200m (1)	1:59.18	250m (1)	2:29.98	300m (1)	3:00.92	350m (1)	3:31.43	400m (1)	4:01.82
				30.06		30.72		30.77		30.80		30.94		30.51		30.39
	450m (1)	4:32.37	500m (1)	5:03.01	550m (1)	5:33.82	600m (1)	6:04.49	650m (1)	6:35.35	700m (1)	7:06.03	750m (1)	7:36.81		
		30.55		30.64		30.81		30.67		30.86		30.68		30.78		28.91
2	6	ZHANG Zixian	CHN	0.71	<b>8:13.84</b>	8.12										
	50m (3)	27.90	100m (2)	57.76	150m (3)	1:28.55	200m (3)	1:59.91	250m (3)	2:30.49	300m (3)	3:01.74	350m (2)	3:32.91	400m (2)	4:03.92
				29.86		30.79		31.36		30.58		31.25		31.17		31.01
	450m (2)	4:34.81	500m (2)	5:06.08	550m (2)	5:37.13	600m (2)	6:08.61	650m (2)	6:40.58	700m (2)	7:12.46	750m (2)	7:43.20		
		30.89		31.27		31.05		31.48		31.97		31.88		30.74		30.64
3	5	JACKSON Kevin	USA	0.66	<b>8:23.18</b>	17.46										
	50m (2)	27.81	100m (3)	57.88	150m (2)	1:28.44	200m (2)	1:59.56	250m (2)	2:30.29	300m (2)	3:01.57	350m (3)	3:33.26	400m (3)	4:04.96
				30.07		30.56		31.12		30.73		31.28		31.69		31.70
	450m (3)	4:36.71	500m (3)	5:08.94	550m (3)	5:41.80	600m (3)	6:14.44	650m (3)	6:47.28	700m (3)	7:19.97	750m (3)	7:52.52		
		31.75		32.23		32.86		32.64		32.84		32.69		32.55		30.66
4	3	SCHMID Aleksi Dominic River	SUI	0.69	<b>8:26.26</b>	20.54										
	50m (4)	28.35	100m (4)	59.00	150m (4)	1:30.16	200m (4)	2:01.73	250m (4)	2:33.42	300m (4)	3:05.47	350m (4)	3:36.28	400m (4)	4:07.40
				30.65		31.16		31.57		31.69		32.05		30.81		31.12
	450m (4)	4:38.76	500m (4)	5:10.31	550m (4)	5:42.99	600m (4)	6:15.03	650m (4)	6:48.75	700m (4)	7:20.65	750m (4)	7:54.09		
		31.36		31.55		32.68		32.04		33.72		31.90		33.44		32.17







## Results Summary

### 成绩总览

As of WED 23 OCT 2019 at 19:20

Rank	Heat	Lane	Name	Nation	Date of Birth	R.T.	Time	Time Behind										
6	2	1	ZABOROWSKI Filip	POL	25 JUL 1994	0.71	<b>15:38.94</b>	37.12										
			50m	28.55	100m	1:00.87	150m	1:32.92	200m	2:04.79	250m	2:36.62	300m	3:08.46	350m	3:40.17	400m	4:11.74
						32.32		32.05		31.87		31.83		31.84		31.71		31.57
			450m	4:43.29	500m	5:14.74	550m	5:45.91	600m	6:17.28	650m	6:48.74	700m	7:20.11	750m	7:51.30	800m	8:22.75
				31.55		31.45		31.17		31.37		31.46		31.37		31.19		31.45
			850m	8:54.05	900m	9:25.39	950m	9:56.81	1000m	10:28.18	1050m	10:59.23	1100m	11:30.72	1150m	12:01.99	1200m	12:33.56
				31.30		31.34		31.42		31.37		31.05		31.49		31.27		31.57
			1250m	13:04.76	1300m	13:36.31	1350m	14:07.52	1400m	14:39.18	1450m	15:10.08						
				31.20		31.55		31.21		31.66		30.90		28.86				
7	2	8	ELAMRAWY Marwan	EGY	14 APR 1995	0.79	<b>15:39.51</b>	37.69										
			50m	28.01	100m	58.65	150m	1:29.54	200m	2:00.62	250m	2:31.24	300m	3:02.31	350m	3:32.80	400m	4:04.31
						30.64		30.89		31.08		30.62		31.07		30.49		31.51
			450m	4:35.81	500m	5:06.97	550m	5:38.17	600m	6:10.03	650m	6:41.40	700m	7:13.15	750m	7:44.60	800m	8:16.53
				31.50		31.16		31.20		31.86		31.37		31.75		31.45		31.93
			850m	8:48.28	900m	9:20.40	950m	9:52.26	1000m	10:24.69	1050m	10:56.87	1100m	11:28.92	1150m	12:00.56	1200m	12:32.85
				31.75		32.12		31.86		32.43		32.18		32.05		31.64		32.29
			1250m	13:04.78	1300m	13:36.88	1350m	14:08.45	1400m	14:40.41	1450m	15:11.62						
				31.93		32.10		31.57		31.96		31.21		27.89				
8	1	5	LIU Shaofeng	CHN	3 DEC 1999	0.67	<b>15:52.50</b>	50.68										
			50m	28.36	100m	59.19	150m	1:30.29	200m	2:01.91	250m	2:33.64	300m	3:05.55	350m	3:37.11	400m	4:08.68
						30.83		31.10		31.62		31.73		31.91		31.56		31.57
			450m	4:40.65	500m	5:12.63	550m	5:44.32	600m	6:16.09	650m	6:47.73	700m	7:19.60	750m	7:51.89	800m	8:23.82
				31.97		31.98		31.69		31.77		31.64		31.87		32.29		31.93
			850m	8:55.86	900m	9:27.86	950m	10:00.19	1000m	10:32.28	1050m	11:04.30	1100m	11:36.53	1150m	12:08.77	1200m	12:41.03
				32.04		32.00		32.33		32.09		32.02		32.23		32.24		32.26
			1250m	13:13.39	1300m	13:45.68	1350m	14:17.97	1400m	14:50.20	1450m	15:21.81						
				32.36		32.29		32.29		32.23		31.61		30.69				
9	1	4	ROBERTO Nicola	ITA	18 APR 1999	0.73	<b>16:10.84</b>	1:09.02										
			50m	29.57	100m	1:00.89	150m	1:32.82	200m	2:04.76	250m	2:37.11	300m	3:09.27	350m	3:41.57	400m	4:13.70
						31.32		31.93		31.94		32.35		32.16		32.30		32.13
			450m	4:45.93	500m	5:18.52	550m	5:50.84	600m	6:23.26	650m	6:55.47	700m	7:27.92	750m	8:00.26	800m	8:32.45
				32.23		32.59		32.32		32.42		32.21		32.45		32.34		32.19
			850m	9:04.74	900m	9:37.37	950m	10:09.69	1000m	10:42.47	1050m	11:15.08	1100m	11:48.04	1150m	12:20.67	1200m	12:53.72
				32.29		32.63		32.32		32.78		32.61		32.96		32.63		33.05
			1250m	13:26.66	1300m	13:59.70	1350m	14:32.65	1400m	15:05.63	1450m	15:38.54						
				32.94		33.04		32.95		32.98		32.91		32.30				
			2	3	ADEEV Denis	RUS	14 DEC 1997	<b>DNS</b>										
			1	2	BRANDENBURGER Pit	LUX	6 AUG 1995	<b>DNS</b>										
			1	3	JACKSON Kevin	USA	19 MAR 1994	<b>DNS</b>										
			1	6	JEGHER Gabriel Christoffer	SUI	1 JAN 1991	<b>DNS</b>										

#### Legend:

CR CISM Record      DNS Did not start      R.T. Reaction time      WR World Record



WUHAN 2019  
7th CISM Military World Games

Wuhan Sports Center Natatorium  
武汉体育中心游泳馆

TUE 22 OCT 2019  
Start Time 19:47

Swimming

游泳

Men 4x100m Medley Relay

男子4×100米混合泳接力

Final

决赛



Results  
成绩公告

EVENT NUMBER 35

	Record	Nation(Relay)	Location	Date
WR	3:27.28	USA - United States of America	(ITA)	2 AUG 2009
CR	3:35.16	BRA - Brazil	Rio de Janeiro(BRA)	2017

Rank	Lane	Nation	Name	R.T.	50m	100m	Time	Time Behind
1	4	RUS - Russia					<b>3:33.57</b>	CR
			LARIN Roman	0.65	26.43	54.98	(2)54.98	
			CHUPKOV Anton	0.21	27.68	58.72	(2)1:53.70	
			PAKHOMOV Daniil	0.28	23.90	52.37	(2)2:46.07	
			GRINEV Vladislav	0.12	22.56	47.50	(1)3:33.57	
2	2	CHN - China					<b>3:34.44</b>	0.87
			LI Guangyuan	0.62	26.26	54.49	(1)54.49	
			YAN Zibei	0.11	26.87	58.07	(1)1:52.56	
			LI Zhuhao	0.27	24.44	52.35	(1)2:44.91	
			HE Junyi	0.49	23.73	49.53	(2)3:34.44	
3	5	POL - Poland					<b>3:37.44</b>	3.87
			Kawecki Radoslaw	0.60	27.09	55.11	(3)55.11	
			Kalusowski Jan	0.29	28.47	1:01.23	(3)1:56.34	
			Czerniak Konrad	0.20	23.91	52.21	(3)2:48.55	
			MAJCHRZAK Kacper	0.18	23.45	48.89	(3)3:37.44	
4	3	BRA - Brazil					<b>3:38.17</b>	4.60
			Basetto Guilherme	0.62	26.32	55.76	(4)55.76	
			Gomes Joao	0.36	28.17	1:00.82	(4)1:56.58	
			de Deus Leonardo	0.25	24.33	52.78	(4)2:49.36	
			Spajari Pedro	0.36	23.42	48.81	(4)3:38.17	
5	6	ITA - Italy					<b>3:41.63</b>	8.06
			Bonacchi Niccolo	0.60	26.87	57.10	(6)57.10	
			Toniato Andrea	0.23	28.50	1:02.01	(5)1:59.11	
			Razzetti Alberto	0.21	24.24	52.53	(5)2:51.64	
			Bori Alessandro	0.05	23.44	49.99	(5)3:41.63	
6	7	KOR - ROK					<b>3:45.64</b>	12.07
			Song Sukgyu	0.58	27.34	56.47	(5)56.47	
			KU Taewan	0.28	28.87	1:02.99	(6)1:59.46	
			Chang Gyucheol	0.28	24.84	54.22	(6)2:53.68	
			Yang Jungdo	0.48	24.39	51.96	(6)3:45.64	
7	1	GER - Germany					<b>3:45.83</b>	12.26
			Backhaus Robin	0.70	28.00	58.89	(7)58.89	
			Pilger Maximilian	0.16	27.87	1:01.21	(7)2:00.10	
			Zellmann Poul	0.07	25.23	56.01	(7)2:56.11	
			Wierling Damian Matthias Armin	0.50	24.07	49.72	(7)3:45.83	
8	8	FRA - France					<b>3:59.28</b>	25.71
			Derache Alexandre	0.63	28.49	58.90	(8)58.90	
			Ferrari Geoffrey	0.31	30.14	1:07.37	(8)2:06.27	
			Schmitt Guy Noel	0.22	27.39	59.94	(8)3:06.21	
			Miossec Mathieu	0.12	24.53	53.07	(8)3:59.28	

<b>Legend:</b>	
CR	CISM Record
R.T.	Reaction time
WR	World Record





WUHAN 2019  
7th CISM Military World Games

Wuhan Sports Center Natatorium  
武汉体育中心游泳馆

SUN 20 OCT 2019  
Start Time 19:25

Swimming  
游泳

Men 4x100m Freestyle Relay

男子4×100米自由泳接力

Final

决赛



## Results 成绩公告

### EVENT NUMBER 16

	Record	Nation(Relay)	Location	Date
WR	3:08.24	USA - United States of America	(CHN)	11 AUG 2008
CR	3:16.52	BRA - Brazil	Rio de Janeiro(BRA)	2017

Rank	Lane	Nation	Name	R.T.	50m	100m	Time	Time Behind
1	3	BRA - Brazil	FERREIRA Marco	0.62	23.58	49.12	<b>3:14.36</b>	CR
			CALVELO Andre	0.15	22.63	48.34	(1)1:37.46	
			SCHEFFER Fernando	0.25	23.53	48.57	(1)2:26.03	
			SPAJARI Pedro	0.07	22.36	48.33	(1)3:14.36	
2	5	CHN - China	HE Junyi	0.72	24.11	49.02	<b>3:17.13</b>	2.77
			LIU Shaofeng	0.38	23.45	49.72	(2)1:38.74	
			WANG Shun	0.26	23.68	48.84	(2)2:27.58	
			Ji Xinjie	0.37	23.75	49.55	(2)3:17.13	
3	4	RUS - Russia	LARIN Roman	0.78	24.58	50.37	<b>3:17.47</b>	3.11
			MAKOVICH Semen	0.17	23.61	50.07	(4)1:40.44	
			ZHIKHAREV Petr	0.37	23.45	49.79	(3)2:30.23	
			GRINEV Vladislav	0.26	22.28	47.24	(3)3:17.47	
4	1	POL - Poland	HOLUB Jan	0.77	24.42	50.80	<b>3:18.93</b>	4.57
			POPRAWA Michal	0.20	24.22	50.27	(6)1:41.07	
			CZERNIAK Konrad	0.08	22.98	49.30	(5)2:30.37	
			MAJCHRZAK Kacper	0.09	23.48	48.56	(4)3:18.93	
5	2	SUI - Switzerland	SCHMID Aleksi Dominic River	0.67	24.37	50.95	<b>3:21.88</b>	7.52
			LIESS Nils	0.31	23.23	49.49	(4)1:40.44	
			DESPLANCHES Jeremy Marc Geroges	0.18	23.94	49.89	(4)2:30.33	
			JEGHER Gabriel Christoffer	0.42	24.80	51.55	(5)3:21.88	
6	7	GER - Germany	WIERLING Damian Matthias Armin	0.75	24.08	50.10	<b>3:22.51</b>	8.15
			ZELLMANN Poul	0.05	23.52	49.26	(3)1:39.36	
			PILGER Maximilian	0.37	24.90	52.33	(6)2:31.69	
			BACKHAUS Robin	0.16	24.34	50.82	(6)3:22.51	
7	6	ITA - Italy	D ANGELO Daniele	0.79	24.58	51.01	<b>3:22.60</b>	8.24
			PROIETTI COLONNA Alessio	0.15	24.45	50.93	(7)1:41.94	
			BONACCHI Niccolo	0.14	23.26	50.51	(7)2:32.45	
			BORI Alessandro	0.10	24.05	50.15	(7)3:22.60	
8	8	EGY - Egypt	ELAMRAWY Marwan	0.79	25.46	52.56	<b>3:35.40</b>	21.04
			SALEM Ahmed	0.30	25.85	54.02	(8)1:46.58	
			KHALAFALLA Ali	0.33	23.36	49.72	(8)2:36.30	
			EISSAWY Mohamed	0.44	27.86	59.10	(8)3:35.40	

<b>Legend:</b>	
CR	CISM Record
R.T.	Reaction time
WR	World Record

Results  
成绩公告

EVENT NUMBER 8

	Record	Nation(Relay)	Location	Date
WR	6:58.55	USA - United States of America	(ITA)	31 JUL 2009
CR	7:17.92	BRA - Brazil	Rio de Janeiro(BRA)	2017

Rank	Lane	Nation	Name	R.T.	50m	100m	150m	200m	Time	Time Behind
1	3	CHN - China							<b>7:13.35</b>	CR
			WANG Shun	0.68	25.42	53.17	1:21.31	1:48.05	(1)1:48.05	
			LIU Shaofeng	0.47	24.56	51.90	1:20.06	1:48.39	(1)3:36.44	
			HE Junyi	0.47	23.94	51.56	1:20.81	1:49.90	(1)5:26.34	
			Ji Xinjie	0.28	24.63	51.64	1:19.56	1:47.01	(1)7:13.35	
2	6	BRA - Brazil							<b>7:17.84</b>	4.49
			de DEUS Leonardo	0.67	25.12	52.70	1:21.22	1:50.82	(6)1:50.82	
			SCHEFFER Fernando	0.02	24.71	52.12	1:20.08	1:47.88	(3)3:38.70	
			SANTOS Leonardo	0.26	24.80	52.89	1:21.87	1:50.08	(2)5:28.78	
			CALVELO Andre	0.31	24.09	51.71	1:20.22	1:49.06	(2)7:17.84	
3	7	POL - Poland							<b>7:20.91</b>	7.56
			MAJCHRZAK Kacper	0.73	24.55	51.82	1:20.06	1:48.08	(2)1:48.08	
			ZABOROWSKI Filip	0.02	25.18	53.20	1:21.80	1:50.54	(2)3:38.62	
			KAWECKI Radoslaw	0.19	25.39	54.06	1:23.46	1:52.24	(4)5:30.86	
			HOLUB Jan	0.27	25.11	53.40	1:21.94	1:50.05	(3)7:20.91	
4	5	RUS - Russia							<b>7:22.71</b>	9.36
			ZHIKHAREV Petr	0.70	25.21	52.72	1:21.39	1:50.80	(5)1:50.80	
			LARIN Roman	0.24	25.21	53.95	1:23.53	1:52.19	(5)3:42.99	
			ADEEV Denis	0.43	25.40	53.52	1:22.34	1:50.83	(5)5:33.82	
			GRINEV Vladislav	0.36	24.46	52.03	1:20.62	1:48.89	(4)7:22.71	
5	4	SUI - Switzerland							<b>7:23.78</b>	10.43
			LIESS Nils	0.73	25.31	53.10	1:21.65	1:50.26	(3)1:50.26	
			SCHMID Aleksi Dominic River	0.20	25.38	53.35	1:21.87	1:49.51	(4)3:39.77	
			DESPLANCHES Jeremy Marc Geroges	0.32	24.95	53.12	1:22.09	1:50.35	(3)5:30.12	
			JEGHER Gabriel Christoffer	0.49	26.48	55.71	1:25.07	1:53.66	(5)7:23.78	
6	2	FRA - France							<b>7:27.18</b>	13.83
			DERACHE Alexandre	0.69	25.60	54.02	1:22.68	1:50.65	(4)1:50.65	
			JOLY Damien	0.16	26.68	55.62	1:25.36	1:54.70	(7)3:45.35	
			OLIVIER Marc Antoine	0.49	26.44	54.77	1:23.56	1:51.75	(6)5:37.10	
			STRAVIUS Jeremy	0.30	24.56	52.10	1:21.08	1:50.08	(6)7:27.18	
7	1	ITA - Italy							<b>7:31.46</b>	18.11
			di FABIO Nicolangelo	0.67	26.38	55.13	1:24.14	1:52.47	(7)1:52.47	
			PROIETTI COLONNA Alessio	0.22	25.70	53.54	1:22.13	1:50.99	(6)3:43.46	
			BORI Alessandro	0.25	25.87	54.46	1:24.45	1:54.85	(7)5:38.31	
			RAZZETTI Alberto	0.07	24.99	53.23	1:22.76	1:53.15	(7)7:31.46	
8	8	USA - United States							<b>8:04.96</b>	51.61
			MACDONALD Angus	0.65	26.92	57.78	1:31.32	2:05.00	(8)2:05.00	
			INWOOD Thomas	0.32	27.32	57.96	1:29.29	2:00.42	(8)4:05.42	
			DUNNE Ryan	0.26	26.60	56.70	1:28.80	2:01.67	(8)6:07.09	
			JACKSON Kevin	0.34	26.77	56.81	1:27.23	1:57.87	(8)8:04.96	

Legend:

CR CISM Record      R.T. Reaction time      WR World Record



WUHAN 2019  
7th CISM Military World Games

Wuhan Sports Center Natatorium  
武汉体育中心游泳馆

SUN 20 OCT 2019  
Start Time 18:12

Swimming  
游泳  
Men 50m Butterfly  
男子50米蝶泳  
Final  
决赛



## Results 成绩公告

### EVENT NUMBER 12

	Record	Name	Nation	Location	Date
<b>WR</b>	22.27	GOVOROV Andrii	UKR	(ITA)	1 JUL 2018
<b>CR</b>	23.09	de SOUZA MARTINS, Henrique	BRA	Rio de Janeiro(BRA)	2017

Rank	Lane	Name	Nation	R.T.	Time	Time Behind
1	4	KOSTIN Oleg	RUS	0.63	<b>22.84</b>	CR
2	5	CZERNIAK Konrad	POL	0.67	<b>23.78</b>	0.94
3	8	PAKHOMOV Daniil	RUS	0.65	<b>23.82</b>	0.98
4	3	WANG Peng	CHN	0.66	<b>23.94</b>	1.10
5	2	HENX Julien	LUX	0.70	<b>23.96</b>	1.12
6	6	STRAVIUS Jeremy	FRA	0.67	<b>23.97</b>	1.13
7	7	KHALAFALLA Ali	EGY	0.61	<b>23.99</b>	1.15
8	1	LI Zhuhao	CHN	0.69	<b>24.19</b>	1.35

<b>Legend:</b>			
<b>CR</b>	CISM Record	<b>R.T.</b>	Reaction time
<b>WR</b>	World Record		



WUHAN 2019  
7th CISM Military World Games

Wuhan Sports Center Natatorium  
武汉体育中心游泳馆

MON 21 OCT 2019  
Start Time 18:16

Swimming  
游泳  
Men 50m Breaststroke  
男子50米蛙泳  
Final  
决赛



Results  
成绩公告

EVENT NUMBER 21

	Record	Name	Nation	Location	Date
WR	25.95	PEATY Adam	GBR	(HUN)	25 JUL 2017
CR	26.80	LUIZ GOMES JUNIOR, Joao	BRA	Rio de Janeiro(BRA)	2017

Rank	Lane	Name	Nation	R.T.	Time	Time Behind
1	4	GOMES Joao	BRA	0.68	<b>27.07</b>	
2	5	YAN Zibei	CHN	0.68	<b>27.12</b>	0.05
3	7	TONIATO Andrea	ITA	0.62	<b>28.13</b>	1.06
4	3	MELCONIAN ALVEZ Martin Andres	URU	0.70	<b>28.19</b>	1.12
5	2	PILGER Maximilian	GER	0.65	<b>28.26</b>	1.19
6	6	KLOBUCNIK Tomas	SVK	0.67	<b>28.34</b>	1.27
7	1	KU Taewan	KOR	0.62	<b>28.52</b>	1.45
8	8	FERRARI Geoffrey	FRA	0.63	<b>28.55</b>	1.48

<b>Legend:</b>						
CR	CISM Record	R.T.	Reaction time	WR	World Record	



WUHAN 2019  
7th CISM Military World Games

Wuhan Sports Center Natatorium

武汉体育中心游泳馆

TUE 22 OCT 2019

Start Time 18:09

Swimming

游泳

Men 50m Backstroke

男子50米仰泳

Final

决赛



## Results

成绩公告

### EVENT NUMBER 29

	Record	Name	Nation	Location	Date
<b>WR</b>	24.00	KOLESNIKOV Kliment	RUS	(GBR)	4 AUG 2018
<b>CR</b>	25.01	POLEWKA, Tomasz	POL	Rio de Janeiro(BRA)	2017

Rank	Lane	Name	Nation	R.T.	Time	Time Behind
1	2	BASSETO Guilherme	BRA	0.57	<b>25.34</b>	
2	6	STRAVIUS Jeremy	FRA	0.63	<b>25.36</b>	0.02
3	4	BONACCHI Niccolo	ITA	0.65	<b>25.51</b>	0.17
3	5	LARIN Roman	RUS	0.58	<b>25.51</b>	0.17
5	3	KASIAN Bohdan	UKR	0.59	<b>25.60</b>	0.26
5	7	LI Guangyuan	CHN	0.57	<b>25.60</b>	0.26
7	1	WANG Peng	CHN	0.57	<b>25.99</b>	0.65
	8	POLEWKA Tomasz	POL		<b>DSQ</b>	

**Legend:**

**CR** CISM Record      **DSQ** Disqualified      **R.T.** Reaction time      **WR** World Record



WUHAN 2019  
7th CISM Military World Games

Wuhan Sports Center Natatorium

武汉体育中心游泳馆

SAT 19 OCT 2019

Start Time 18:11

Swimming

游泳

Men 50m Freestyle

男子50米自由泳

Final

决赛



## Results

成绩公告

### EVENT NUMBER 4

Record	Name	Nation	Location	Date
<b>WR</b>	20.91 CIELO FILHO Cesar	BRA	(BRA)	18 DEC 2009
<b>CR</b>	22.06 VISMARA Lorenzo	ITA	Zagreb(CRO)	1999

Rank	Lane	Name	Nation	R.T.	Time	Time Behind
1	4	GRINEV Vladislav	RUS	0.67	<b>22.33</b>	
2	6	SPAJARI Pedro	BRA	0.66	<b>22.54</b>	0.21
3	3	HE Junyi	CHN	0.67	<b>22.63</b>	0.30
4	7	CALVELO Andre	BRA	0.64	<b>22.70</b>	0.37
5	2	SEDOV Evgeny	RUS	0.68	<b>22.73</b>	0.40
5	5	LINNYK Illia	UKR	0.68	<b>22.73</b>	0.40
7	8	LIU Shaofeng	CHN	0.68	<b>22.75</b>	0.42
8	1	CZERNIAK Konrad	POL	0.73	<b>22.84</b>	0.51

**Legend:**

**CR** CISM Record      **R.T.** Reaction time      **WR** World Record



## Results 成绩公告

### EVENT NUMBER 23

Record	Name	Nation	Location	Date
<b>WR</b>	49.50 DRESSEL Caeleb	USA	(KOR)	26 JUL 2019
<b>CR</b>	51.64 de SOUZA MARTINS, Henrique	BRA	Rio de Janeiro(BRA)	2017

Rank	Lane	Name	Nation	R.T.	50m	Time	Time Behind
1	4	PAKHOMOV Daniil	RUS	0.63	(2)24.09	<b>52.66</b> 28.57	
2	1	KOSTIN Oleg	RUS	0.65	(1)24.03	<b>52.78</b> 28.75	0.12
3	3	CZERNIAK Konrad	POL	0.70	(3)24.29	<b>52.91</b> 28.62	0.25
4	6	LI Zhuhao	CHN	0.65	(6)24.93	<b>52.93</b> 28.00	0.27
5	7	POPRAWA Michal	POL	0.72	(8)25.18	<b>53.21</b> 28.03	0.55
6	2	RAZZETTI Alberto	ITA	0.68	(7)24.95	<b>53.40</b> 28.45	0.74
7	5	LEMESHKO Liubomyr	UKR	0.71	(4)24.37	<b>53.43</b> 29.06	0.77
8	8	STRAVIUS Jeremy	FRA	0.73	(5)24.75	<b>53.56</b> 28.81	0.90

**Legend:**

**CR** CISM Record      **R.T.** Reaction time      **WR** World Record

Results  
成绩公告

EVENT NUMBER 6

Record	Name	Nation	Location	Date
WR	56.88 PEATY Adam	GBR	(KOR)	21 JUL 2019
CR	59.49 YAN Zibei	CHN	Wuhan(CHN)	2019

Rank	Lane	Name	Nation	R.T.	50m	Time	Time Behind
1	5	CHUPKOV Anton	RUS	0.66	(3)28.39	<b>59.17</b> 30.78	CR
2	4	YAN Zibei	CHN	0.66	(1)27.93	<b>59.27</b> 31.34	0.10
3	3	QIN Haiyang	CHN	0.66	(2)28.25	<b>59.94</b> 31.69	0.77
4	6	GOMES Joao	BRA	0.68	(4)28.50	<b>1:00.59</b> 32.09	1.42
5	2	KLOBUCNIK Tomas	SVK	0.73	(7)29.07	<b>1:01.30</b> 32.23	2.13
6	7	PILGER Maximilian	GER	0.68	(5)29.03	<b>1:01.96</b> 32.93	2.79
7	8	TONIATO Andrea	ITA	0.61	(8)29.27	<b>1:02.55</b> 33.28	3.38
8	1	KALUSOWSKI Jan	POL	0.67	(5)29.03	<b>1:02.80</b> 33.77	3.63

Legend:

CR CISM Record      R.T. Reaction time      WR World Record



Results  
成绩公告

EVENT NUMBER 2

	Record	Name	Nation	Location	Date
WR	51.85	MURPHY Ryan	USA	(BRA)	13 AUG 2016
CR	54.36	ARISTIDES Grigoriadis	GRE	Montreal / Quebec(CAN)	2009

Rank	Lane	Name	Nation	R.T.	50m	Time	Time Behind
1	5	LI Guangyuan	CHN	0.60	(2)26.47	<b>54.50</b> 28.03	
2	3	BASSETO Guilherme	BRA	0.62	(1)26.15	<b>54.70</b> 28.55	0.20
3	4	LARIN Roman	RUS	0.66	(4)26.67	<b>54.90</b> 28.23	0.40
4	6	KAWECKI Radoslaw	POL	0.63	(7)27.35	<b>54.92</b> 27.57	0.42
5	2	SONG Sukgyu	KOR	0.57	(6)27.25	<b>56.32</b> 29.07	1.82
6	7	BONACCHI Niccolo	ITA	0.60	(5)26.87	<b>56.84</b> 29.97	2.34
7	1	POLEWKA Tomasz	POL	0.62	(3)26.53	<b>57.88</b> 31.35	3.38
8	8	WANG Peng	CHN	0.65	(8)27.99	<b>58.41</b> 30.42	3.91

<b>Legend:</b>			
CR	CISM Record	R.T.	Reaction time
WR	World Record		



WUHAN 2019  
7th CISM Military World Games

Wuhan Sports Center Natatorium  
武汉体育中心游泳馆

TUE 22 OCT 2019  
Start Time 18:00

Swimming  
游泳  
Men 100m Freestyle  
男子100米自由泳  
Final  
决赛



Results  
成绩公告

EVENT NUMBER 27

	Record	Name	Nation	Location	Date
WR	46.91	CIELO FILHO Cesar	BRA	(ITA)	30 JUL 2009
CR	48.25	Pedro Henrique Silva Spajari	BRA	Rio de Janeiro(BRA)	2017

Rank	Lane	Name	Nation	R.T.	50m	Time	Time Behind
1	4	GRINEV Vladislav	RUS	0.67	(1)22.97	<b>47.86</b> 24.89	CR
2	5	SPAJARI Pedro	BRA	0.65	(2)23.25	<b>48.75</b> 25.50	0.89
3	1	MAJCHRZAK Kacper	POL	0.67	(4)23.60	<b>48.99</b> 25.39	1.13
4	6	HE Junyi	CHN	0.72	(6)23.76	<b>49.07</b> 25.31	1.21
5	7	FERREIRA Marco	BRA	0.60	(5)23.69	<b>49.36</b> 25.67	1.50
6	3	KHALAFALLA Ali	EGY	0.62	(3)23.34	<b>49.68</b> 26.34	1.82
7	8	WIERLING Damian Matthias Armin	GER	0.71	(8)24.00	<b>49.74</b> 25.74	1.88
8	2	LIU Shaofeng	CHN	0.67	(7)23.78	<b>49.82</b> 26.04	1.96

<b>Legend:</b>			
CR	CISM Record	R.T.	Reaction time
WR	World Record		



Results  
成绩公告

EVENT NUMBER 38

Record	Name	Nation	Location	Date
WR	1:50.73 MILAK Kristof	HUN	(KOR)	24 JUL 2019
CR	1:55.61 de DEUS, Leonardo	BRA	Rio de Janeiro(BRA)	2017

Rank	Lane	Name	Nation	R.T.	50m	100m	150m	Time	Time Behind
1	3	de DEUS Leonardo	BRA	0.71	(3)26.22	(2)55.96 29.74	(2)1:26.11 30.15	<b>1:56.81</b> 30.70	
2	4	KESIL Denys	UKR	0.67	(2)26.00	(2)55.96 29.96	(4)1:26.85 30.89	<b>1:57.14</b> 30.29	0.33
3	5	PAKHOMOV Daniil	RUS	0.66	(1)25.20	(1)55.02 29.82	(1)1:25.45 30.43	<b>1:57.46</b> 32.01	0.65
4	6	CHRZANOWSKI Damian	POL	0.70	(5)26.53	(4)56.41 29.88	(3)1:26.80 30.39	<b>1:58.22</b> 31.42	1.41
5	8	POPRAWA Michal	POL	0.71	(6)26.55	(7)56.70 30.15	(8)1:27.78 31.08	<b>1:58.77</b> 30.99	1.96
6	2	ZHIKHAREV Petr	RUS	0.69	(4)26.37	(5)56.46 30.09	(5)1:27.11 30.65	<b>1:58.97</b> 31.86	2.16
7	7	ZHANG Zixian	CHN	0.68	(8)26.75	(8)57.13 30.38	(7)1:27.59 30.46	<b>1:59.22</b> 31.63	2.41
8	1	STJEPANOVIC Velimir	SRB	0.66	(7)26.59	(6)56.48 29.89	(6)1:27.56 31.08	<b>2:00.02</b> 32.46	3.21

Legend:	
CR	CISM Record
R.T.	Reaction time
WR	World Record



WUHAN 2019  
7th CISM Military World Games

Wuhan Sports Center Natatorium  
武汉体育中心游泳馆

SUN 20 OCT 2019  
Start Time 18:00

Swimming

游泳

Men 200m Individual Medley

男子200米个人混合泳

Final

决赛



## Results

成绩公告

### EVENT NUMBER 10

	Record	Name	Nation	Location	Date
<b>WR</b>	1:54.00	LOCHTE Ryan	USA	(CHN)	28 JUL 2011
<b>CR</b>	1:57.85	DESPLANCHES, Jeremy	SUI	Rio de Janeiro(BRA)	2017

Rank	Lane	Name	Nation	R.T.	50m	100m	150m	Time	Time Behind
1	2	WANG Shun	CHN	0.67	(2)25.45	(1)54.98 29.53	(2)1:29.07 34.09	<b>1:56.25</b> 27.18	CR
2	4	QIN Haiyang	CHN	0.66	(1)25.36	(4)55.94 30.58	(1)1:28.96 33.02	<b>1:56.79</b> 27.83	0.54
3	5	DESPLANCHES Jeremy Marc Geroges	SUI	0.64	(3)25.55	(2)55.86 30.31	(3)1:30.39 34.53	<b>1:58.76</b> 28.37	2.51
4	3	SANTOS Leonardo	BRA	0.73	(5)25.97	(3)55.92 29.95	(4)1:31.45 35.53	<b>2:00.13</b> 28.68	3.88
5	6	MAKOVICH Semen	RUS	0.66	(4)25.66	(5)56.55 30.89	(5)1:31.82 35.27	<b>2:01.34</b> 29.52	5.09
6	7	RAZZETTI Alberto	ITA	0.67	(6)26.14	(7)58.54 32.40	(6)1:33.51 34.97	<b>2:02.46</b> 28.95	6.21
7	1	ALMEIDA Brandonn	BRA	0.65	(8)27.50	(6)58.24 30.74	(7)1:35.09 36.85	<b>2:03.94</b> 28.85	7.69
8	8	di FABIO Nicolangelo	ITA	0.70	(7)27.36	(8)1:00.37 33.01	(8)1:38.60 38.23	<b>2:08.21</b> 29.61	11.96

<b>Legend:</b>	<b>CR</b> CISM Record	<b>R.T.</b> Reaction time	<b>WR</b> World Record
----------------	-----------------------	---------------------------	------------------------



WUHAN 2019  
7th CISM Military World Games

Wuhan Sports Center Natatorium

武汉体育中心游泳馆

TUE 22 OCT 2019

Start Time 18:57

Swimming

游泳

Men 200m Breaststroke

男子200米蛙泳

Final

决赛



## Results

成绩公告

### EVENT NUMBER 33

	Record	Name	Nation	Location	Date
<b>WR</b>	2:06.12	CHUPKOV Anton	RUS	(KOR)	26 JUL 2019
<b>CR</b>	2:07.84	CHUPKOV, Anton	RUS	Samara(RUS)	2018

Rank	Lane	Name	Nation	R.T.	50m	100m	150m	Time	Time Behind
1	4	CHUPKOV Anton	RUS	0.64	(2)30.23	(2)1:03.43	(2)1:35.94	<b>2:07.95</b>	
						33.20	32.51	32.01	
2	5	QIN Haiyang	CHN	0.67	(1)29.77	(1)1:03.02	(1)1:35.48	<b>2:08.41</b>	0.46
						33.25	32.46	32.93	
3	3	KOPTIELOV Mykyta	UKR	0.74	(3)30.83	(4)1:05.84	(3)1:40.31	<b>2:14.43</b>	6.48
						35.01	34.47	34.12	
4	7	SZWEDZKI Dawid	POL	0.69	(6)31.50	(6)1:06.85	(6)1:41.71	<b>2:15.26</b>	7.31
						35.35	34.86	33.55	
5	6	KLOBUCNIK Tomas	SVK	0.75	(4)30.95	(5)1:05.88	(4)1:41.02	<b>2:15.74</b>	7.79
						34.93	35.14	34.72	
6	2	BIZZARRI Flavio	ITA	0.74	(4)30.95	(3)1:05.67	(5)1:41.25	<b>2:17.73</b>	9.78
						34.72	35.58	36.48	
7	1	EISSAWY Mohamed	EGY	0.84	(7)31.75	(7)1:09.61	(7)1:49.18	<b>2:28.34</b>	20.39
						37.86	39.57	39.16	
8	8	DEMETRIADES Markos	CYP	0.78	(8)34.37	(8)1:13.91	(8)1:54.21	<b>2:33.69</b>	25.74
						39.54	40.30	39.48	

#### Legend:

**CR** CISM Record      **R.T.** Reaction time      **WR** World Record



WUHAN 2019  
7th CISM Military World Games

Wuhan Sports Center Natatorium

武汉体育中心游泳馆

WED 23 OCT 2019

Start Time 18:00

Swimming

游泳

Men 200m Backstroke

男子200米仰泳

Final

决赛



## Results

成绩公告

### EVENT NUMBER 36

	Record	Name	Nation	Location	Date
<b>WR</b>	1:51.92	PEIRSOL Aaron	USA	(ITA)	31 JUL 2009
<b>CR</b>	1:58.26	DIENER Christian	GER	Samara(RUS)	2018

Rank	Lane	Name	Nation	R.T.	50m	100m	150m	Time	Time Behind
1	2	LI Guangyuan	CHN	0.62	(1)27.65	(1)57.27 29.62	(1)1:26.76 29.49	<b>1:56.88</b> 30.12	CR
2	3	KAWECKI Radoslaw	POL	0.63	(5)28.12	(3)58.71 30.59	(2)1:28.88 30.17	<b>1:58.75</b> 29.87	1.87
3	4	WANG Shun	CHN	0.59	(2)27.81	(2)58.18 30.37	(3)1:29.22 31.04	<b>1:59.17</b> 29.95	2.29
4	5	LARIN Roman	RUS	0.70	(4)27.96	(4)58.81 30.85	(4)1:29.70 30.89	<b>2:00.04</b> 30.34	3.16
5	6	SONG Sukgyu	KOR	0.56	(6)28.31	(5)58.88 30.57	(5)1:29.76 30.88	<b>2:00.23</b> 30.47	3.35
6	7	ALMEIDA Brandonn	BRA	0.63	(7)29.54	(7)1:00.74 31.20	(6)1:32.62 31.88	<b>2:04.47</b> 31.85	7.59
7	1	BONACCHI Niccolo	ITA	0.58	(3)27.95	(6)59.50 31.55	(7)1:32.88 33.38	<b>2:07.51</b> 34.63	10.63
8	8	SALEM Ahmed	EGY	0.80	(8)32.03	(8)1:06.79 34.76	(8)1:41.66 34.87	<b>2:14.96</b> 33.30	18.08

#### Legend:

**CR** CISM Record      **R.T.** Reaction time      **WR** World Record

Results  
成绩公告

EVENT NUMBER 31

	Record	Name	Nation	Location	Date
<b>WR</b>	3:40.07	BIEDERMANN Paul	GER	(ITA)	26 JUL 2009
<b>CR</b>	3:49.76	AUBRY, David	FRA	Rio de Janeiro(BRA)	2017

Rank	Lane	Name	Nation	R.T.	Time	Time Behind
1	3	JI Xinjie	CHN	0.71	<b>3:48.33</b>	CR
50m (3)26.40	100m (2)55.29	150m (2)1:23.89	200m (2)1:52.80	250m (1)2:21.81	300m (1)2:51.03	350m (1)3:20.64
	28.89	28.60	28.91	29.01	29.22	29.61
						27.69
2	4	COSTA Guilherme	BRA	0.70	<b>3:49.37</b>	1.04
50m (5)26.86	100m (4)55.47	150m (3)1:24.75	200m (3)1:54.12	250m (3)2:23.34	300m (2)2:52.58	350m (2)3:21.46
	28.61	29.28	29.37	29.22	29.24	28.88
						27.91
3	5	FROLOV Sergii	UKR	0.79	<b>3:50.73</b>	2.40
50m (7)27.45	100m (7)56.65	150m (6)1:26.08	200m (4)1:55.58	250m (4)2:24.75	300m (3)2:53.88	350m (3)3:22.56
	29.20	29.43	29.50	29.17	29.13	28.68
						28.17
4	6	OLIVIER Marc Antoine	FRA	0.76	<b>3:52.57</b>	4.24
50m (8)27.71	100m (8)56.95	150m (7)1:26.13	200m (6)1:55.80	250m (5)2:25.22	300m (5)2:54.71	350m (4)3:23.74
	29.24	29.18	29.67	29.42	29.49	29.03
						28.83
5	8	STJEPANOVIC Velimir	SRB	0.62	<b>3:53.95</b>	5.62
50m (4)26.54	100m (5)55.87	150m (5)1:26.06	200m (8)1:56.52	250m (8)2:26.80	300m (7)2:56.58	350m (7)3:26.15
	29.33	30.19	30.46	30.28	29.78	29.57
						27.80
6	7	ZABOROWSKI Filip	POL	0.67	<b>3:54.25</b>	5.92
50m (6)27.13	100m (6)56.35	150m (7)1:26.13	200m (7)1:56.20	250m (6)2:25.99	300m (6)2:55.97	350m (6)3:25.65
	29.22	29.78	30.07	29.79	29.98	29.68
						28.60
7	2	ZELLMANN Poul	GER	0.72	<b>3:56.49</b>	8.16
50m (1)25.53	100m (1)53.26	150m (1)1:21.72	200m (1)1:51.27	250m (2)2:22.17	300m (4)2:54.01	350m (5)3:25.63
	27.73	28.46	29.55	30.90	31.84	31.62
						30.86
8	1	ZHIKHAREV Petr	RUS	0.71	<b>4:02.12</b>	13.79
50m (2)26.06	100m (3)55.40	150m (4)1:25.13	200m (5)1:55.63	250m (7)2:26.41	300m (8)2:58.36	350m (8)3:30.13
	29.34	29.73	30.50	30.78	31.95	31.77
						31.99

<b>Legend:</b>				
<b>CR</b>	CISM Record	<b>R.T.</b>	Reaction time	<b>WR</b> World Record



## Results 成绩公告

As of SUN 20 OCT 2019 at 19:07

Record	Name	Nation	Location	Date
WR	7:32.12 ZHANG Lin	CHN	(ITA)	29 JUL 2009

### Slowest Heat

Rank	Lane	Name	Nation	R.T.	Time	Time Behind										
1	4	ELAMRAWY Marwan	EGY	0.84	<b>8:05.72</b>											
	50m (1)	27.63	100m (1)	57.69	150m (1)	1:28.41	200m (1)	1:59.18	250m (1)	2:29.98	300m (1)	3:00.92	350m (1)	3:31.43	400m (1)	4:01.82
				30.06		30.72		30.77		30.80		30.94		30.51		30.39
	450m (1)	4:32.37	500m (1)	5:03.01	550m (1)	5:33.82	600m (1)	6:04.49	650m (1)	6:35.35	700m (1)	7:06.03	750m (1)	7:36.81		
		30.55		30.64		30.81		30.67		30.86		30.68		30.78		28.91
2	6	ZHANG Zixian	CHN	0.71	<b>8:13.84</b>	8.12										
	50m (3)	27.90	100m (2)	57.76	150m (3)	1:28.55	200m (3)	1:59.91	250m (3)	2:30.49	300m (3)	3:01.74	350m (2)	3:32.91	400m (2)	4:03.92
				29.86		30.79		31.36		30.58		31.25		31.17		31.01
	450m (2)	4:34.81	500m (2)	5:06.08	550m (2)	5:37.13	600m (2)	6:08.61	650m (2)	6:40.58	700m (2)	7:12.46	750m (2)	7:43.20		
		30.89		31.27		31.05		31.48		31.97		31.88		30.74		30.64
3	5	JACKSON Kevin	USA	0.66	<b>8:23.18</b>	17.46										
	50m (2)	27.81	100m (3)	57.88	150m (2)	1:28.44	200m (2)	1:59.56	250m (2)	2:30.29	300m (2)	3:01.57	350m (3)	3:33.26	400m (3)	4:04.96
				30.07		30.56		31.12		30.73		31.28		31.69		31.70
	450m (3)	4:36.71	500m (3)	5:08.94	550m (3)	5:41.80	600m (3)	6:14.44	650m (3)	6:47.28	700m (3)	7:19.97	750m (3)	7:52.52		
		31.75		32.23		32.86		32.64		32.84		32.69		32.55		30.66
4	3	SCHMID Aleksi Dominic River	SUI	0.69	<b>8:26.26</b>	20.54										
	50m (4)	28.35	100m (4)	59.00	150m (4)	1:30.16	200m (4)	2:01.73	250m (4)	2:33.42	300m (4)	3:05.47	350m (4)	3:36.28	400m (4)	4:07.40
				30.65		31.16		31.57		31.69		32.05		30.81		31.12
	450m (4)	4:38.76	500m (4)	5:10.31	550m (4)	5:42.99	600m (4)	6:15.03	650m (4)	6:48.75	700m (4)	7:20.65	750m (4)	7:54.09		
		31.36		31.55		32.68		32.04		33.72		31.90		33.44		32.17



## Results 成绩公告

As of SUN 20 OCT 2019 at 19:07

### Fastest Heat

Rank	Lane	Name	Nation						R.T.	Time	Time Behind					
1	2	Jl Xinjie	CHN						0.73	<b>7:53.65</b>						
	50m (1)	27.60	100m (1)	57.23	150m (2)	1:28.19	200m (2)	1:58.54	250m (2)	2:28.69	300m (2)	2:58.82	350m (2)	3:28.72	400m (2)	3:58.80
				29.63		30.96		30.35		30.15		30.13		29.90		30.08
	450m (2)	4:28.88	500m (2)	4:58.88	550m (2)	5:28.86	600m (2)	5:58.21	650m (1)	6:27.88	700m (1)	6:56.70	750m (1)	7:25.39		
		30.08		30.00		29.98		29.35		29.67		28.82		28.69		28.26
2	3	FROLOV Sergii	UKR						0.80	<b>7:55.15</b>	1.50					
	50m (3)	28.08	100m (2)	57.72	150m (1)	1:28.01	200m (1)	1:58.01	250m (1)	2:28.29	300m (1)	2:58.23	350m (1)	3:28.35	400m (1)	3:58.19
				29.64		30.29		30.00		30.28		29.94		30.12		29.84
	450m (1)	4:28.48	500m (1)	4:58.42	550m (1)	5:28.37	600m (1)	5:58.18	650m (2)	6:28.06	700m (2)	6:57.53	750m (2)	7:26.42		
		30.29		29.94		29.95		29.81		29.88		29.47		28.89		28.73
3	4	OLIVIER Marc Antoine	FRA						0.82	<b>7:56.51</b>	2.86					
	50m (7)	28.69	100m (6)	58.90	150m (6)	1:29.12	200m (4)	1:59.22	250m (4)	2:29.53	300m (4)	2:59.79	350m (3)	3:29.92	400m (4)	4:00.07
				30.21		30.22		30.10		30.31		30.26		30.13		30.15
	450m (3)	4:30.01	500m (3)	4:59.88	550m (3)	5:29.85	600m (3)	5:59.61	650m (3)	6:29.37	700m (3)	6:59.10	750m (3)	7:28.55		
		29.94		29.87		29.97		29.76		29.76		29.73		29.45		27.96
4	6	COSTA Guilherme	BRA						0.72	<b>7:57.12</b>	3.47					
	50m (4)	28.21	100m (4)	58.11	150m (3)	1:28.70	200m (3)	1:58.80	250m (3)	2:29.37	300m (3)	2:59.48	350m (4)	3:29.95	400m (3)	3:59.94
				29.90		30.59		30.10		30.57		30.11		30.47		29.99
	450m (4)	4:30.13	500m (4)	5:00.15	550m (4)	5:30.47	600m (4)	6:00.57	650m (5)	6:30.73	700m (4)	7:00.69	750m (4)	7:30.10		
		30.19		30.02		30.32		30.10		30.16		29.96		29.41		27.02
5	5	JOLY Damien	FRA						0.73	<b>8:00.39</b>	6.74					
	50m (5)	28.35	100m (5)	58.69	150m (5)	1:28.96	200m (5)	1:59.31	250m (5)	2:29.85	300m (5)	3:00.24	350m (5)	3:30.67	400m (5)	4:00.97
				30.34		30.27		30.35		30.54		30.39		30.43		30.30
	450m (5)	4:30.94	500m (5)	5:00.68	550m (5)	5:30.84	600m (4)	6:00.57	650m (4)	6:30.68	700m (5)	7:00.87	750m (5)	7:31.06		
		29.97		29.74		30.16		29.73		30.11		30.19		30.19		29.33
6	7	ZABOROWSKI Filip	POL						0.73	<b>8:07.08</b>	13.43					
	50m (5)	28.35	100m (7)	59.16	150m (7)	1:30.17	200m (7)	2:00.93	250m (7)	2:31.84	300m (7)	3:02.61	350m (7)	3:33.44	400m (7)	4:04.20
				30.81		31.01		30.76		30.91		30.77		30.83		30.76
	450m (6)	4:34.94	500m (6)	5:05.67	550m (6)	5:36.43	600m (6)	6:07.23	650m (6)	6:37.88	700m (6)	7:08.38	750m (6)	7:38.52		
		30.74		30.73		30.76		30.80		30.65		30.50		30.14		28.56
7	1	ADEEV Denis	RUS						0.70	<b>8:14.51</b>	20.86					
	50m (2)	27.94	100m (3)	57.97	150m (4)	1:28.74	200m (6)	1:59.62	250m (6)	2:30.43	300m (6)	3:01.58	350m (6)	3:32.47	400m (6)	4:03.75
				30.03		30.77		30.88		30.81		31.15		30.89		31.28
	450m (7)	4:35.53	500m (7)	5:07.48	550m (7)	5:39.02	600m (7)	6:10.78	650m (7)	6:41.69	700m (7)	7:13.18	750m (7)	7:43.85		
		31.78		31.95		31.54		31.76		30.91		31.49		30.67		30.66
8	8	ROBERTO Nicola	ITA						0.75	<b>8:21.22</b>	27.57					
	50m (8)	29.30	100m (8)	1:00.38	150m (8)	1:31.59	200m (8)	2:03.06	250m (8)	2:34.45	300m (8)	3:05.97	350m (8)	3:37.57	400m (8)	4:09.23
				31.08		31.21		31.47		31.39		31.52		31.60		31.66
	450m (8)	4:40.96	500m (8)	5:12.78	550m (8)	5:44.36	600m (8)	6:15.97	650m (8)	6:47.74	700m (8)	7:19.37	750m (8)	7:50.68		
		31.73		31.82		31.58		31.61		31.77		31.63		31.31		30.54

#### Legend:

R.T. Reaction time      WR World Record



Results Summary  
成绩总览

As of WED 23 OCT 2019 at 19:20

	Record	Name	Nation	Location	Date
<b>WR</b>	14:31.02	SUN Yang	CHN	(GBR)	4 AUG 2012
<b>CR</b>	15:03.35	da COSTA, Guilherme	BRA	Rio de Janeiro(BRA)	2017

Rank	Heat	Lane	Name	Nation	Date of Birth	R.T.	Time	Time Behind		
1	2	5	FROLOV Sergii	UKR	14 APR 1992	0.78	<b>15:01.82</b>	CR		
	50m	28.31	100m 58.59	150m 1:29.00	200m 1:59.42	250m 2:29.74	300m 3:00.03	350m 3:30.43	400m 4:00.73	
			30.28	30.41	30.42	30.32	30.29	30.40	30.30	
	450m 4:30.94	500m 5:01.31	550m 5:31.83	600m 6:02.10	650m 6:32.40	700m 7:02.58	750m 7:32.82	800m 8:03.09		
			30.21	30.37	30.52	30.27	30.30	30.18	30.24	30.27
	850m 8:33.19	900m 9:03.22	950m 9:33.17	1000m 10:03.13	1050m 10:32.85	1100m 11:02.61	1150m 11:32.34	1200m 12:02.29		
			30.10	30.03	29.95	29.96	29.72	29.76	29.73	29.95
	1250m 12:32.23	1300m 13:02.34	1350m 13:32.27	1400m 14:02.50	1450m 14:32.28					
			29.94	30.11	29.93	30.23	29.78	29.54		
2	2	6	OLIVIER Marc Antoine	FRA	18 JUN 1996	0.87	<b>15:09.22</b>	7.40		
	50m 28.75	100m 59.53	150m 1:30.04	200m 2:00.70	250m 2:31.09	300m 3:01.51	350m 3:31.87	400m 4:02.43		
			30.78	30.51	30.66	30.39	30.42	30.36	30.56	
	450m 4:32.75	500m 5:03.30	550m 5:33.68	600m 6:04.29	650m 6:34.70	700m 7:05.18	750m 7:35.34	800m 8:05.72		
			30.32	30.55	30.38	30.61	30.41	30.48	30.16	30.38
	850m 8:35.79	900m 9:06.20	950m 9:36.32	1000m 10:06.75	1050m 10:36.78	1100m 11:07.40	1150m 11:37.58	1200m 12:07.97		
			30.07	30.41	30.12	30.43	30.03	30.62	30.18	30.39
	1250m 12:38.08	1300m 13:08.74	1350m 13:39.14	1400m 14:09.90	1450m 14:39.91					
			30.11	30.66	30.40	30.76	30.01	29.31		
3	2	2	JI Xinjie	CHN	27 OCT 1997	0.74	<b>15:15.44</b>	13.62		
	50m 27.45	100m 57.73	150m 1:28.68	200m 1:59.36	250m 2:30.00	300m 3:00.66	350m 3:31.13	400m 4:01.53		
			30.28	30.95	30.68	30.64	30.66	30.47	30.40	
	450m 4:31.79	500m 5:02.13	550m 5:32.57	600m 6:03.04	650m 6:33.30	700m 7:03.65	750m 7:33.96	800m 8:04.41		
			30.26	30.34	30.44	30.47	30.26	30.35	30.31	30.45
	850m 8:34.48	900m 9:04.33	950m 9:34.82	1000m 10:05.24	1050m 10:36.03	1100m 11:07.28	1150m 11:38.32	1200m 12:09.70		
			30.07	29.85	30.49	30.42	30.79	31.25	31.04	31.38
	1250m 12:41.09	1300m 13:12.62	1350m 13:43.91	1400m 14:15.17	1450m 14:45.79					
			31.39	31.53	31.29	31.26	30.62	29.65		
4	2	7	COSTA Guilherme	BRA	1 OCT 1998	0.70	<b>15:17.08</b>	15.26		
	50m 27.97	100m 58.19	150m 1:28.43	200m 1:58.70	250m 2:29.36	300m 3:00.03	350m 3:30.75	400m 4:01.35		
			30.22	30.24	30.27	30.66	30.67	30.72	30.60	
	450m 4:32.23	500m 5:03.08	550m 5:34.04	600m 6:04.66	650m 6:35.31	700m 7:05.88	750m 7:36.63	800m 8:07.47		
			30.88	30.85	30.96	30.62	30.65	30.57	30.75	30.84
	850m 8:38.61	900m 9:09.67	950m 9:40.88	1000m 10:11.79	1050m 10:43.01	1100m 11:14.10	1150m 11:45.28	1200m 12:16.42		
			31.14	31.06	31.21	30.91	31.22	31.09	31.18	31.14
	1250m 12:46.86	1300m 13:17.39	1350m 13:48.20	1400m 14:18.99	1450m 14:48.97					
			30.44	30.53	30.81	30.79	29.98	28.11		
5	2	4	JOLY Damien	FRA	4 JUN 1992	0.70	<b>15:28.05</b>	26.23		
	50m 28.61	100m 59.24	150m 1:29.65	200m 2:00.40	250m 2:30.99	300m 3:01.61	350m 3:32.19	400m 4:02.75		
			30.63	30.41	30.75	30.59	30.62	30.58	30.56	
	450m 4:33.53	500m 5:04.38	550m 5:35.17	600m 6:05.97	650m 6:36.80	700m 7:07.57	750m 7:38.71	800m 8:09.50		
			30.78	30.85	30.79	30.80	30.83	30.77	31.14	30.79
	850m 8:40.64	900m 9:11.49	950m 9:42.71	1000m 10:13.63	1050m 10:45.05	1100m 11:16.27	1150m 11:47.63	1200m 12:18.90		
			31.14	30.85	31.22	30.92	31.42	31.22	31.36	31.27
	1250m 12:50.58	1300m 13:22.20	1350m 13:53.90	1400m 14:25.80	1450m 14:57.44					
			31.68	31.62	31.70	31.90	31.64	30.61		

**Results Summary**  
成绩总览

As of WED 23 OCT 2019 at 19:20

Rank	Heat	Lane	Name	Nation	Date of Birth	R.T.	Time	Time Behind	
6	2	1	ZABOROWSKI Filip	POL	25 JUL 1994	0.71	<b>15:38.94</b>	37.12	
	50m	28.55	100m 1:00.87	150m 1:32.92	200m 2:04.79	250m 2:36.62	300m 3:08.46	350m 3:40.17	400m 4:11.74
			32.32	32.05	31.87	31.83	31.84	31.71	31.57
	450m 4:43.29	500m 5:14.74	550m 5:45.91	600m 6:17.28	650m 6:48.74	700m 7:20.11	750m 7:51.30	800m 8:22.75	
	31.55	31.45	31.17	31.37	31.46	31.37	31.19	31.45	
	850m 8:54.05	900m 9:25.39	950m 9:56.81	1000m 10:28.18	1050m 10:59.23	1100m 11:30.72	1150m 12:01.99	1200m 12:33.56	
	31.30	31.34	31.42	31.37	31.05	31.49	31.27	31.57	
	1250m 13:04.76	1300m 13:36.31	1350m 14:07.52	1400m 14:39.18	1450m 15:10.08				
	31.20	31.55	31.21	31.66	30.90	28.86			
7	2	8	ELAMRAWY Marwan	EGY	14 APR 1995	0.79	<b>15:39.51</b>	37.69	
	50m	28.01	100m 58.65	150m 1:29.54	200m 2:00.62	250m 2:31.24	300m 3:02.31	350m 3:32.80	400m 4:04.31
			30.64	30.89	31.08	30.62	31.07	30.49	31.51
	450m 4:35.81	500m 5:06.97	550m 5:38.17	600m 6:10.03	650m 6:41.40	700m 7:13.15	750m 7:44.60	800m 8:16.53	
	31.50	31.16	31.20	31.86	31.37	31.75	31.45	31.93	
	850m 8:48.28	900m 9:20.40	950m 9:52.26	1000m 10:24.69	1050m 10:56.87	1100m 11:28.92	1150m 12:00.56	1200m 12:32.85	
	31.75	32.12	31.86	32.43	32.18	32.05	31.64	32.29	
	1250m 13:04.78	1300m 13:36.88	1350m 14:08.45	1400m 14:40.41	1450m 15:11.62				
	31.93	32.10	31.57	31.96	31.21	27.89			
8	1	5	LIU Shaofeng	CHN	3 DEC 1999	0.67	<b>15:52.50</b>	50.68	
	50m	28.36	100m 59.19	150m 1:30.29	200m 2:01.91	250m 2:33.64	300m 3:05.55	350m 3:37.11	400m 4:08.68
			30.83	31.10	31.62	31.73	31.91	31.56	31.57
	450m 4:40.65	500m 5:12.63	550m 5:44.32	600m 6:16.09	650m 6:47.73	700m 7:19.60	750m 7:51.89	800m 8:23.82	
	31.97	31.98	31.69	31.77	31.64	31.87	32.29	31.93	
	850m 8:55.86	900m 9:27.86	950m 10:00.19	1000m 10:32.28	1050m 11:04.30	1100m 11:36.53	1150m 12:08.77	1200m 12:41.03	
	32.04	32.00	32.33	32.09	32.02	32.23	32.24	32.26	
	1250m 13:13.39	1300m 13:45.68	1350m 14:17.97	1400m 14:50.20	1450m 15:21.81				
	32.36	32.29	32.29	32.23	31.61	30.69			
9	1	4	ROBERTO Nicola	ITA	18 APR 1999	0.73	<b>16:10.84</b>	1:09.02	
	50m	29.57	100m 1:00.89	150m 1:32.82	200m 2:04.76	250m 2:37.11	300m 3:09.27	350m 3:41.57	400m 4:13.70
			31.32	31.93	31.94	32.35	32.16	32.30	32.13
	450m 4:45.93	500m 5:18.52	550m 5:50.84	600m 6:23.26	650m 6:55.47	700m 7:27.92	750m 8:00.26	800m 8:32.45	
	32.23	32.59	32.32	32.42	32.21	32.45	32.34	32.19	
	850m 9:04.74	900m 9:37.37	950m 10:09.69	1000m 10:42.47	1050m 11:15.08	1100m 11:48.04	1150m 12:20.67	1200m 12:53.72	
	32.29	32.63	32.32	32.78	32.61	32.96	32.63	33.05	
	1250m 13:26.66	1300m 13:59.70	1350m 14:32.65	1400m 15:05.63	1450m 15:38.54				
	32.94	33.04	32.95	32.98	32.91	32.30			
	2	3	ADEEV Denis	RUS	14 DEC 1997		<b>DNS</b>		
	1	2	BRANDENBURGER Pit	LUX	6 AUG 1995		<b>DNS</b>		
	1	3	JACKSON Kevin	USA	19 MAR 1994		<b>DNS</b>		
	1	6	JEGHER Gabriel Christoffer	SUI	1 JAN 1991		<b>DNS</b>		

**Legend:**

**CR** CISM Record      **DNS** Did not start      **R.T.** Reaction time      **WR** World Record



WUHAN 2019  
7th CISM Military World Games

Wuhan Sports Center Natatorium  
武汉体育中心游泳馆

MON 21 OCT 2019  
Start Time 18:05

Swimming  
游泳  
Men 200m Freestyle  
男子200米自由泳  
Final  
决赛



Results  
成绩公告

EVENT NUMBER 19

	Record	Name	Nation	Location	Date
<b>WR</b>	1:42.00	BIEDERMANN Paul	GER	(ITA)	28 JUL 2009
<b>CR</b>	1:47.18	MAJCHRZAK, Kacper	POL	Rio de Janeiro(BRA)	2017

Rank	Lane	Name	Nation	R.T.	50m	100m	150m	Time	Time Behind
1	3	JI Xinjie	CHN	0.75	(2)25.15	(1)51.94 26.79	(1)1:19.29 27.35	<b>1:46.54</b> 27.25	CR
2	5	SCHEFFER Fernando	BRA	0.73	(4)25.27	(2)52.45 27.18	(2)1:20.09 27.64	<b>1:47.32</b> 27.23	0.78
3	1	MAJCHRZAK Kacper	POL	0.70	(3)25.16	(3)52.70 27.54	(4)1:20.73 28.03	<b>1:47.51</b> 26.78	0.97
4	6	ZELLMANN Poul	GER	0.72	(7)25.50	(4)52.95 27.45	(3)1:20.59 27.64	<b>1:48.26</b> 27.67	1.72
5	8	ZHIKHAREV Petr	RUS	0.69	(8)25.97	(8)53.64 27.67	(7)1:21.66 28.02	<b>1:49.30</b> 27.64	2.76
6	4	DERACHE Alexandre	FRA	0.67	(5)25.39	(7)53.12 27.73	(8)1:21.83 28.71	<b>1:49.81</b> 27.98	3.27
7	2	CALVELO Andre	BRA	0.67	(1)25.06	(6)53.05 27.99	(5)1:21.51 28.46	<b>1:50.14</b> 28.63	3.60
8	7	LIESS Nils	SUI	0.73	(6)25.45	(5)53.02 27.57	(6)1:21.64 28.62	<b>1:50.53</b> 28.89	3.99

<b>Legend:</b>	<b>CR</b> CISM Record	<b>R.T.</b> Reaction time	<b>WR</b> World Record
----------------	-----------------------	---------------------------	------------------------

Results  
成绩公告

EVENT NUMBER 25

	Record	Name	Nation	Location	Date
WR	4:03.84	PHELPS Michael	USA	(CHN)	10 AUG 2008
CR	4:14.20	Pierry Cruz	BRA	Samara(RUS)	2018

Rank	Lane	Name	Nation	R.T.	Time	Time Behind			
1	7	WANG Shun	CHN	0.69	<b>4:10.13</b>	CR			
	50m (2)	26.18	100m (2)56.91	150m (2)1:29.11	200m (1)2:00.49	250m (2)2:36.80	300m (2)3:13.64	350m (2)3:43.30	
			30.73	32.20	31.38	36.31	36.84	29.66	26.83
2	5	QIN Haiyang	CHN	0.70	<b>4:10.41</b>	0.28			
	50m (1)	25.53	100m (1)55.71	150m (1)1:29.00	200m (2)2:01.25	250m (1)2:35.67	300m (1)3:10.87	350m (1)3:41.67	
			30.18	33.29	32.25	34.42	35.20	30.80	28.74
3	3	SZWEDZKI Dawid	POL	0.73	<b>4:18.35</b>	8.22			
	50m (7)	28.02	100m (6)59.78	150m (7)1:34.17	200m (7)2:07.99	250m (4)2:43.14	300m (3)3:19.15	350m (3)3:49.21	
			31.76	34.39	33.82	35.15	36.01	30.06	29.14
4	4	ALMEIDA Brandonn	BRA	0.73	<b>4:19.82</b>	9.69			
	50m (6)	27.68	100m (5)58.87	150m (3)1:31.34	200m (3)2:03.29	250m (3)2:41.25	300m (4)3:19.50	350m (4)3:50.01	
			31.19	32.47	31.95	37.96	38.25	30.51	29.81
5	1	MAKOVICH Semen	RUS	0.78	<b>4:22.40</b>	12.27			
	50m (5)	27.46	100m (7)59.79	150m (6)1:33.65	200m (5)2:06.86	250m (5)2:43.29	300m (5)3:20.76	350m (5)3:52.13	
			32.33	33.86	33.21	36.43	37.47	31.37	30.27
6	2	SANTOS Leonardo	BRA	0.72	<b>4:22.96</b>	12.83			
	50m (4)	26.89	100m (4)58.62	150m (4)1:32.60	200m (4)2:05.90	250m (6)2:44.12	300m (6)3:22.97	350m (6)3:53.79	
			31.73	33.98	33.30	38.22	38.85	30.82	29.17
7	6	KESIL Denys	UKR	0.70	<b>4:31.26</b>	21.13			
	50m (3)	26.71	100m (3)57.82	150m (5)1:33.15	200m (6)2:07.23	250m (7)2:46.69	300m (7)3:26.93	350m (7)3:59.36	
			31.11	35.33	34.08	39.46	40.24	32.43	31.90
8	8	SALEM Ahmed	EGY	0.82	<b>4:44.48</b>	34.35			
	50m (8)	28.91	100m (8)1:02.31	150m (8)1:39.65	200m (8)2:16.40	250m (8)2:58.88	300m (8)3:40.64	350m (8)4:12.96	
			33.40	37.34	36.75	42.48	41.76	32.32	31.52

<b>Legend:</b>				
CR	CISM Record	R.T.	Reaction time	WR World Record



WUHAN 2019  
7th CISM Military World Games

Wuhan Sports Center Natatorium  
武汉体育中心游泳馆

WED 23 OCT 2019  
Start Time 18:06

Swimming  
游泳  
Women 50m Backstroke  
女子50米仰泳  
Final  
决赛



Results  
成绩公告

EVENT NUMBER 37

	Record	Name	Nation	Location	Date
<b>WR</b>	26.98	LIU Xiang	CHN	(INA)	21 AUG 2018
<b>CR</b>	28.04	PIRES de MEDEIROS, Etiene	BRA	Rio de Janeiro(BRA)	2017

Rank	Lane	Name	Nation	R.T.	Time	Time Behind
1	4	CHEN Jie	CHN	0.69	<b>27.81</b>	CR
2	3	MEDEIROS Etiene	BRA	0.60	<b>28.29</b>	0.48
3	5	TCHORZ Alicja	POL	0.60	<b>28.95</b>	1.14
4	6	LIU Yaxin	CHN	0.69	<b>29.09</b>	1.28
5	7	de GOEIJ Fernanda	BRA	0.61	<b>29.34</b>	1.53
6	2	PEDA Paulina	POL	0.63	<b>29.75</b>	1.94
7	8	DEL'HOMME Laurine	FRA	0.54	<b>30.10</b>	2.29
8	1	PAPUSHA Alexandra	RUS	0.69	<b>30.12</b>	2.31

<b>Legend:</b>			
<b>CR</b>	CISM Record	<b>R.T.</b>	Reaction time
<b>WR</b>	World Record		



WUHAN 2019  
7th CISM Military World Games

Wuhan Sports Center Natatorium  
武汉体育中心游泳馆

SAT 19 OCT 2019  
Start Time 19:32

Swimming  
游泳

Women 4x100m Medley Relay

女子4×100米混合泳接力

Final

决赛



## Results 成绩公告

### EVENT NUMBER 9

	Record	Nation(Relay)	Location	Date
WR	3:50.40	USA - United States of America	(KOR)	28 JUL 2019
CR	4:02.31	RUS - Russia	Samara(RUS)	2018

Rank	Lane	Nation	Name	R.T.	50m	100m	Time	Time Behind
1	4	CHN - China	CHEN Jie	0.60	29.00	1:00.50	<b>4:00.16</b>	CR
			YU Jingyao	0.55	31.64	1:07.49	(1)2:07.99	
			ZHANG Yufei	0.42	26.73	58.55	(1)3:06.54	
			YANG Junxuan	0.29	25.76	53.62	(1)4:00.16	
2	5	RUS - Russia	USTINOVA Daria	0.66	30.09	1:01.76	<b>4:02.74</b>	2.58
			TEMNIKOVA Mariia	0.41	32.19	1:07.42	(2)2:09.18	
			CHIMROVA Svetlana	0.25	26.85	58.62	(2)3:07.80	
			GUZHENKOVA Anastasia	0.28	26.21	54.94	(2)4:02.74	
3	2	POL - Poland	TCHORZ Alicja	0.63	29.75	1:02.48	<b>4:05.95</b>	5.79
			IWANOWSKA Alexandra	0.29	31.73	1:08.27	(3)2:10.75	
			PEDA Paulina	0.42	27.58	59.93	(3)3:10.68	
			POLANSKA Aleksandra	0.29	26.54	55.27	(3)4:05.95	
4	6	BRA - Brazil	MEDEIROS Etienne	0.59	30.80	1:04.38	<b>4:08.17</b>	8.01
			CONCEICAO Jhennifer	0.37	32.26	1:09.33	(4)2:13.71	
			DIAMANTE Giovanna	0.32	27.52	59.45	(4)3:13.16	
			OLIVEIRA Larissa	0.38	26.58	55.01	(4)4:08.17	
5	3	FRA - France	DEL'HOMME Laurine	0.58	30.07	1:03.83	<b>4:11.39</b>	11.23
			GALLEGO Solenne	0.35	32.87	1:10.87	(5)2:14.70	
			HENIQUE Melanie	0.16	27.01	1:01.80	(6)3:16.50	
			BONNET Charlotte	0.07	26.21	54.89	(5)4:11.39	
6	7	ITA - Italy	RAMATELLI Giulia	0.64	31.75	1:04.40	<b>4:11.95</b>	11.79
			VERONA Giulia	0.23	33.35	1:11.27	(6)2:15.67	
			TARZIA Claudia	0.43	28.28	1:00.10	(5)3:15.77	
			LETRARI Laura	0.19	26.56	56.18	(6)4:11.95	
7	1	USA - United States	HART Elise	0.73	32.73	1:10.65	<b>4:30.22</b>	30.06
			BARBER Lauren	0.34	33.01	1:11.76	(7)2:22.41	
			PARUSO Toni	0.35	30.29	1:06.65	(7)3:29.06	
			MARGROUM Makenzie	0.19	29.02	1:01.16	(7)4:30.22	
8	8	EGY - Egypt	HUSSEIN Rola	0.72	33.13	1:10.15	<b>4:36.22</b>	36.06
			IBRAHIM Rowida	0.59	35.03	1:15.63	(8)2:25.78	
			MOUSSA Yassmin	0.60	29.43	1:06.63	(8)3:32.41	
			SAID Sandy	0.53	30.26	1:03.81	(8)4:36.22	

<b>Legend:</b>			
CR	CISM Record	R.T.	Reaction time
WR	World Record		



## Results

### 成绩公告

#### EVENT NUMBER 17

	Record	Nation(Relay)	Location	Date
WR	3:30.05	AUS - Australia	(AUS)	5 APR 2018
CR	3:42.37	BRA - Brazil	Rio de Janeiro(BRA)	2017

Rank	Lane	Nation	Name	R.T.	50m	100m	Time	Time Behind
1	4	CHN - China	ZHU Menghui	0.70	25.95	54.12	<b>3:39.57</b>	CR
			WANG Jianjiahe	0.41	26.57	54.93	(1)1:49.05	
			ZHANG Yufei	0.42	26.16	55.07	(1)2:44.12	
			YANG Junxuan	0.41	26.69	55.45	(1)3:39.57	
2	5	RUS - Russia	USTINOVA Daria	0.77	27.18	56.85	<b>3:42.56</b>	2.99
			KRIVONOGOVA Irina	0.37	26.98	55.77	(3)1:52.62	
			BELIAKOVA Viktoriia	0.43	26.42	55.16	(3)2:47.78	
			GUZHENKOVA Anastasia	0.22	26.31	54.78	(2)3:42.56	
3	6	BRA - Brazil	OLIVEIRA Larissa	0.66	26.44	54.70	<b>3:42.96</b>	3.39
			MEDEIROS Etienne	0.35	26.32	55.76	(2)1:50.46	
			LYRIO Manuella	0.14	27.01	56.58	(2)2:47.04	
			DIAS Daiene	0.40	26.53	55.92	(3)3:42.96	
4	2	POL - Poland	POLANSKA Aleksandra	0.81	27.18	56.42	<b>3:45.04</b>	5.47
			KOSSAKOWSKA Dominika	0.09	27.31	56.43	(4)1:52.85	
			DOWGIERT Anna	0.14	26.45	56.46	(4)2:49.31	
			TCHORZ Alicja	0.15	26.10	55.73	(4)3:45.04	
5	3	ITA - Italy	BIONDANI Giorgia	0.78	26.86	56.87	<b>3:46.71</b>	7.14
			VERONA Giulia	0.28	27.57	57.29	(5)1:54.16	
			MIZZAU Alice	0.29	26.93	56.57	(5)2:50.73	
			LETRARI Laura	0.16	26.39	55.98	(5)3:46.71	
6	7	USA - United States	MILLER Genevieve	0.76	29.15	1:00.15	<b>3:58.05</b>	18.48
			MIX Kellie	0.48	28.37	59.66	(6)1:59.81	
			KNIGHT Shane	0.29	28.69	1:00.53	(6)3:00.34	
			BARBER Lauren	0.43	27.66	57.71	(6)3:58.05	
7	1	FRA - France	LOMBARD Audrey	0.72	28.69	1:00.57	<b>4:04.24</b>	24.67
			CHATON Melanie	0.28	29.37	1:02.50	(8)2:03.07	
			GEORGES Elodie	0.37	29.96	1:03.74	(7)3:06.81	
			DEL'HOMME Laurine	0.50	27.23	57.43	(7)4:04.24	
8	8	GER - Germany	HOEPINK Lisa Katharina	0.62	27.33	56.59	<b>4:09.03</b>	29.46
			SYDOW Vanessa	0.43	30.13	1:04.37	(7)2:00.96	
			BREIER Svenja Catrin	0.59	32.21	1:09.90	(8)3:10.86	
			FRIEDRICH Johanna	0.49	28.14	58.17	(8)4:09.03	

#### Legend:

CR CISM Record      R.T. Reaction time      WR World Record





WUHAN 2019  
7th CISM Military World Games

Wuhan Sports Center Natatorium  
武汉体育中心游泳馆

TUE 22 OCT 2019  
Start Time 19:35

Swimming  
游泳

Women 4x200m Freestyle Relay

女子4×200米自由泳接力

Final

决赛



Results  
成绩公告

EVENT NUMBER 34

Record	Nation(Relay)	Location	Date
WR	7:41.50 AUS - Australia	(KOR)	25 JUL 2019

Rank	Lane	Nation	Name	R.T.	50m	100m	150m	200m	Time	Time Behind
1	4	CHN - China							<b>7:57.06</b>	
			YANG Junxuan	0.73	27.42	57.08	1:27.16	1:57.56	(1)1:57.56	
			ZHANG Yuhan	0.48	27.42	57.45	1:27.92	1:58.12	(1)3:55.68	
			ZHANG Yufei	0.41	26.89	58.12	1:30.09	2:01.89	(1)5:57.57	
			WANG Jianjiahe	0.31	27.65	58.18	1:29.21	1:59.49	(1)7:57.06	
2	8	RUS - Russia							<b>8:02.83</b>	5.77
			EGOROVA Anna	0.74	28.08	58.62	1:29.46	1:59.76	(3)1:59.76	
			KRIVONOGOVA Irina	0.45	28.09	58.40	1:29.71	2:00.77	(2)4:00.53	
			USTINOVA Daria	0.24	27.62	58.35	1:30.18	2:02.41	(2)6:02.94	
			GUZHENKOVA Anastasia	0.23	27.21	57.11	1:27.97	1:59.89	(2)8:02.83	
3	3	BRA - Brazil							<b>8:07.76</b>	10.70
			OLIVEIRA Larissa	0.66	27.55	57.42	1:28.15	1:59.29	(2)1:59.29	
			LYRIO Manuella	0.36	28.61	59.17	1:30.45	2:02.28	(3)4:01.57	
			DIAMANTE Giovanna	0.27	28.04	58.76	1:30.73	2:03.15	(3)6:04.72	
			RONCATTO Gabrielle	0.66	28.11	59.09	1:30.76	2:03.04	(3)8:07.76	
4	1	ITA - Italy							<b>8:09.54</b>	12.48
			MIZZAU Alice	0.78	28.52	59.16	1:30.10	2:01.02	(4)2:01.02	
			CAPONI Linda	0.18	28.39	58.87	1:30.01	2:01.20	(4)4:02.22	
			RAMATELLI Giulia	0.60	29.03	1:00.35	1:32.68	2:04.64	(4)6:06.86	
			LETRARI Laura	0.42	27.78	58.88	1:30.61	2:02.68	(4)8:09.54	
5	5	POL - Poland							<b>8:16.08</b>	19.02
			KOSSAKOWSKA Dominika	0.62	28.40	58.78	1:30.37	2:01.90	(5)2:01.90	
			TCHORZ Alicja	0.44	27.29	58.58	1:31.02	2:03.54	(5)4:05.44	
			ZUKOWSKA Paula	0.24	28.57	1:00.81	1:33.86	2:06.99	(5)6:12.43	
			POLANSKA Aleksandra	0.19	27.98	58.36	1:30.38	2:03.65	(5)8:16.08	
6	2	USA - United States							<b>8:43.70</b>	46.64
			BARBER Lauren	0.73	29.81	1:02.45	1:35.53	2:07.64	(6)2:07.64	
			KNIGHT Shane	0.26	29.89	1:03.87	1:39.33	2:14.84	(6)4:22.48	
			MIX Kellie	0.31	29.77	1:03.48	1:38.57	2:13.85	(6)6:36.33	
			MILLER Genevieve	0.36	29.36	1:01.34	1:34.40	2:07.37	(6)8:43.70	
6		EGY - Egypt							<b>DNS</b>	
7		VEN - Venezuela							<b>DNS</b>	
			DIAZ Maria							
			DEVIEZ Yulismar							
			MALDONADO Maria							
			NAL Sydney							

<b>Legend:</b>					
<b>DNS</b>	Did not start	<b>R.T.</b>	Reaction time	<b>WR</b>	World Record



WUHAN 2019  
7th CISM Military World Games

Wuhan Sports Center Natatorium  
武汉体育中心游泳馆

TUE 22 OCT 2019  
Start Time 18:05

Swimming

游泳

Women 50m Butterfly

女子50米蝶泳

Final

决赛



## Results

成绩公告

### EVENT NUMBER 28

	Record	Name	Nation	Location	Date
<b>WR</b>	24.43	SJOESTROEM Sarah	SWE	(SWE)	5 JUL 2014
<b>CR</b>	26.11	Anna Dowgiert	POL	Gimcheon(KOR)	2015

Rank	Lane	Name	Nation	R.T.	Time	Time Behind
1	4	HENIQUE Melanie	FRA	0.59	<b>25.96</b>	CR
2	5	ZHANG Yufei	CHN	0.68	<b>26.20</b>	0.24
3	6	DIAS Daiene	BRA	0.64	<b>26.66</b>	0.70
4	7	DOWGIERT Anna	POL	0.66	<b>26.72</b>	0.76
5	2	SUO Ran	CHN	0.65	<b>26.79</b>	0.83
6	1	NASRETDINOVA Rozaliia	RUS	0.70	<b>26.80</b>	0.84
7	3	CHIMROVA Svetlana	RUS	0.70	<b>26.84</b>	0.88
8	8	HOEPINK Lisa Katharina	GER	0.59	<b>27.31</b>	1.35

**Legend:**

**CR** CISM Record      **R.T.** Reaction time      **WR** World Record



WUHAN 2019  
7th CISM Military World Games

Wuhan Sports Center Natatorium

武汉体育中心游泳馆

SUN 20 OCT 2019

Start Time 18:57

Swimming  
游泳  
Women 50m Breaststroke  
女子50米蛙泳  
Final  
决赛



Results  
成绩公告

EVENT NUMBER 15

	Record	Name	Nation	Location	Date
<b>WR</b>	29.40	KING Lilly	USA	(HUN)	30 JUL 2017
<b>CR</b>	30.58	ALVES CONCEICAO, Jhennifer	BRA	Gimcheon(BRA)	2017

Rank	Lane	Name	Nation	R.T.	Time	Time Behind
1	5	SUO Ran	CHN	0.68	<b>30.74</b>	
2	4	CONCEICAO Jhennifer	BRA	0.63	<b>30.91</b>	0.17
3	3	YU Jingyao	CHN	0.69	<b>31.43</b>	0.69
4	2	SZTANDERA Dominika	POL	0.60	<b>31.85</b>	1.11
5	6	TEMNIKOVA Mariia	RUS	0.69	<b>31.91</b>	1.17
6	7	IWANOWSKA Alexandra	POL	0.67	<b>32.03</b>	1.29
7	8	GALLEGO Solenne	FRA	0.66	<b>32.63</b>	1.89
8	1	SOUZA Pamela	BRA	0.69	<b>32.80</b>	2.06

Legend:

**CR** CISM Record      **R.T.** Reaction time      **WR** World Record



WUHAN 2019  
7th CISM Military World Games

Wuhan Sports Center Natatorium  
武汉体育中心游泳馆

WED 23 OCT 2019  
Start Time 18:06

Swimming  
游泳  
Women 50m Backstroke  
女子50米仰泳  
Final  
决赛



Results  
成绩公告

EVENT NUMBER 37

	Record	Name	Nation	Location	Date
<b>WR</b>	26.98	LIU Xiang	CHN	(INA)	21 AUG 2018
<b>CR</b>	28.04	PIRES de MEDEIROS, Etiene	BRA	Rio de Janeiro(BRA)	2017

Rank	Lane	Name	Nation	R.T.	Time	Time Behind
1	4	CHEN Jie	CHN	0.69	<b>27.81</b>	CR
2	3	MEDEIROS Etiene	BRA	0.60	<b>28.29</b>	0.48
3	5	TCHORZ Alicja	POL	0.60	<b>28.95</b>	1.14
4	6	LIU Yaxin	CHN	0.69	<b>29.09</b>	1.28
5	7	de GOEIJ Fernanda	BRA	0.61	<b>29.34</b>	1.53
6	2	PEDA Paulina	POL	0.63	<b>29.75</b>	1.94
7	8	DEL'HOMME Laurine	FRA	0.54	<b>30.10</b>	2.29
8	1	PAPUSHA Alexandra	RUS	0.69	<b>30.12</b>	2.31

Legend:

**CR** CISM Record      **R.T.** Reaction time      **WR** World Record



WUHAN 2019  
7th CISM Military World Games

Wuhan Sports Center Natatorium  
武汉体育中心游泳馆

SAT 19 OCT 2019  
Start Time 18:09

Swimming  
游泳  
Women 50m Freestyle  
女子50米自由泳  
Final  
决赛



Results  
成绩公告

EVENT NUMBER 3

	Record	Name	Nation	Location	Date
<b>WR</b>	23.67	SJOESTROEM Sarah	SWE	(HUN)	29 JUL 2017
<b>CR</b>	25.01	ZHU Menghui	CHN	Wuhan(CHN)	2019

Rank	Lane	Name	Nation	R.T.	Time	Time Behind
1	4	ZHU Menghui	CHN	0.66	<b>24.81</b>	CR
2	3	HENIQUE Melanie	FRA	0.62	<b>25.28</b>	0.47
3	5	ZHANG Yufei	CHN	0.69	<b>25.32</b>	0.51
4	2	BONNET Charlotte	FRA	0.70	<b>25.44</b>	0.63
5	7	MEDEIROS Etiene	BRA	0.64	<b>25.48</b>	0.67
6	6	OLIVEIRA Larissa	BRA	0.64	<b>25.51</b>	0.70
7	1	GUZHENKOVA Anastasia	RUS	0.73	<b>25.70</b>	0.89
7	8	HOEPINK Lisa Katharina	GER	0.62	<b>25.70</b>	0.89

<b>Legend:</b>			
<b>CR</b>	CISM Record	<b>R.T.</b>	Reaction time
<b>WR</b>	World Record		



WUHAN 2019  
7th CISM Military World Games

Wuhan Sports Center Natatorium

武汉体育中心游泳馆

SUN 20 OCT 2019

Start Time 18:16

Swimming  
游泳  
Women 100m Butterfly  
女子100米蝶泳  
Final  
决赛



Results  
成绩公告

EVENT NUMBER 13

	Record	Name	Nation	Location	Date
<b>WR</b>	55.48	SJOESTROEM Sarah	SWE	(BRA)	7 AUG 2016
<b>CR</b>	57.74	CHIMROVA, Svetlana	RUS	Samara(RUS)	2018

Rank	Lane	Name	Nation	R.T.	50m	Time	Time Behind
1	2	ZHANG Yufei	CHN	0.71	(1)27.31	<b>58.59</b> 31.28	
2	5	CHIMROVA Svetlana	RUS	0.72	(2)27.37	<b>58.81</b> 31.44	0.22
3	4	DIAS Daiene	BRA	0.65	(3)27.48	<b>59.08</b> 31.60	0.49
4	6	HOEPINK Lisa Katharina	GER	0.67	(5)27.79	<b>59.76</b> 31.97	1.17
5	3	DIAMANTE Giovanna	BRA	0.67	(4)27.70	<b>59.79</b> 32.09	1.20
6	7	PEDA Paulina	POL	0.67	(6)28.02	<b>59.95</b> 31.93	1.36
7	8	STOFFEL Svenja	SUI	0.67	(7)28.63	<b>1:01.80</b> 33.17	3.21
8	1	TARZIA Claudia	ITA	0.72	(8)28.65	<b>1:01.81</b> 33.16	3.22

Legend:

**CR** CISM Record      **R.T.** Reaction time      **WR** World Record

Results  
成绩公告

EVENT NUMBER 39

	Record	Name	Nation	Location	Date
<b>WR</b>	1:04.13	KING Lilly	USA	(HUN)	25 JUL 2017
<b>CR</b>	1:08.53	SUO Ran	CHN	Gimcheon(KOR)	2015

Rank	Lane	Name	Nation	R.T.	50m	Time	Time Behind
1	4	YU Jingyao	CHN	0.70	(1)31.50	<b>1:07.17</b> 35.67	CR
2	3	TEMNIKOVA Mariia	RUS	0.68	(3)32.59	<b>1:08.25</b> 35.66	1.08
3	5	CONCEICAO Jhennifer	BRA	0.65	(4)32.62	<b>1:09.27</b> 36.65	2.10
4	8	IWANOWSKA Alexandra	POL	0.67	(2)32.58	<b>1:09.33</b> 36.75	2.16
5	6	YANG Chang	CHN	0.70	(5)32.88	<b>1:09.87</b> 36.99	2.70
6	7	SOUZA Pamela	BRA	0.72	(8)33.93	<b>1:11.14</b> 37.21	3.97
7	1	SZTANDERA Dominika	POL	0.64	(7)33.45	<b>1:11.24</b> 37.79	4.07
8	2	GALLEGO Solenne	FRA	0.67	(6)33.38	<b>1:11.27</b> 37.89	4.10

<b>Legend:</b>			
<b>CR</b>	CISM Record	<b>R.T.</b>	Reaction time
<b>WR</b>	World Record		



Results  
成绩公告

EVENT NUMBER 20

	Record	Name	Nation	Location	Date
WR	57.57	SMITH Regan	USA	(KOR)	28 JUL 2019
CR	1:00.50	USTINOVA, Daria K.	RUS	Samara(RUS)	2018

Rank	Lane	Name	Nation	R.T.	50m	Time	Time Behind
1	4	CHEN Jie	CHN	0.64	(1)28.91	<b>1:00.14</b> 31.23	CR
2	5	LIU Yaxin	CHN	0.69	(5)30.43	<b>1:01.72</b> 31.29	1.58
3	6	TCHORZ Alicja	POL	0.64	(2)29.93	<b>1:01.75</b> 31.82	1.61
4	3	USTINOVA Daria	RUS	0.63	(2)29.93	<b>1:02.01</b> 32.08	1.87
5	7	de GOEIJ Fernanda	BRA	0.65	(6)30.50	<b>1:02.22</b> 31.72	2.08
6	1	PEDA Paulina	POL	0.59	(4)30.27	<b>1:02.51</b> 32.24	2.37
7	2	RAMATELLI Giulia	ITA	0.64	(7)31.16	<b>1:03.09</b> 31.93	2.95
8	8	NGUYEN Thi Anh Vien	VIE	0.69	(8)31.42	<b>1:04.90</b> 33.48	4.76

Legend:

CR CISM Record      R.T. Reaction time      WR World Record





Results  
成绩公告

EVENT NUMBER 18

Record	Name	Nation	Location	Date
WR	51.71 SJOESTROEM Sarah	SWE	(HUN)	23 JUL 2017
CR	54.95 BONNET Charlotte	FRA	Gimcheon(KOR)	2015

Rank	Lane	Name	Nation	R.T.	50m	Time	Time Behind
1	4	YANG Junxuan	CHN	0.72	(2)26.24	<b>53.93</b> 27.69	CR
2	3	ZHU Menghui	CHN	0.70	(1)26.03	<b>53.98</b> 27.95	0.05
3	5	BONNET Charlotte	FRA	0.72	(3)26.63	<b>54.60</b> 27.97	0.67
4	6	OLIVEIRA Larissa	BRA	0.65	(4)26.67	<b>55.09</b> 28.42	1.16
5	7	BELIAKOVA Viktoriia	RUS	0.79	(8)27.13	<b>55.50</b> 28.37	1.57
6	2	GUZHENKOVA Anastasia	RUS	0.77	(7)26.97	<b>55.98</b> 29.01	2.05
7	8	MEDEIROS Etienne	BRA	0.63	(6)26.95	<b>56.48</b> 29.53	2.55
8	1	POLANSKA Aleksandra	POL	0.81	(5)26.90	<b>56.74</b> 29.84	2.81

Legend:

CR CISM Record      R.T. Reaction time      WR World Record

Results  
成绩公告

EVENT NUMBER 24

	Record	Name	Nation	Location	Date
WR	2:01.81	LIU Zige	CHN	(CHN)	21 OCT 2009
CR	2:07.79	CHIMROVA, Svetlana	RUS	Samara(RUS)	2018

Rank	Lane	Name	Nation	R.T.	50m	100m	150m	Time	Time Behind
1	6	ZHANG Yuhan	CHN	0.74	(3)29.46	(1)1:02.75 33.29	(1)1:36.35 33.60	<b>2:10.68</b> 34.33	
2	5	CHIMROVA Svetlana	RUS	0.74	(2)29.19	(3)1:03.06 33.87	(2)1:37.22 34.16	<b>2:11.09</b> 33.87	0.41
3	4	ZHANG Yufei	CHN	0.71	(1)28.66	(1)1:02.75 34.09	(3)1:37.99 35.24	<b>2:12.59</b> 34.60	1.91
4	7	DIAMANTE Giovanna	BRA	0.71	(6)30.00	(4)1:03.60 33.60	(4)1:38.10 34.50	<b>2:14.20</b> 36.10	3.52
5	3	PETRONIO Aurora	ITA	0.69	(7)30.55	(7)1:05.11 34.56	(6)1:40.00 34.89	<b>2:14.85</b> 34.85	4.17
6	2	TARZIA Claudia	ITA	0.71	(5)29.98	(5)1:03.85 33.87	(5)1:38.78 34.93	<b>2:15.76</b> 36.98	5.08
7	1	KIM Sol Song	PRK	0.83	(4)29.93	(6)1:04.16 34.23	(7)1:41.38 37.22	<b>2:18.83</b> 37.45	8.15
8	8	VAUGHN Rheanna	USA	0.67	(8)32.83	(8)1:10.87 38.04	(8)1:51.57 40.70	<b>2:33.51</b> 41.94	22.83

<b>Legend:</b>			
CR	CISM Record	R.T.	Reaction time
WR	World Record		



WUHAN 2019  
7th CISM Military World Games

Wuhan Sports Center Natatorium  
武汉体育中心游泳馆

TUE 22 OCT 2019  
Start Time 18:13

Swimming

游泳

Women 200m Individual Medley

女子200米个人混合泳

Final

决赛



## Results

成绩公告

### EVENT NUMBER 30

	Record	Name	Nation	Location	Date
<b>WR</b>	2:06.12	HOSSZU Katinka	HUN	(RUS)	3 AUG 2015
<b>CR</b>	2:12.78	LESAFFRE Fantine	FRA	Wuhan(CHN)	2019

Rank	Lane	Name	Nation	R.T.	50m	100m	150m	Time	Time Behind
1	4	LESAFFRE Fantine	FRA	0.75	(1)28.39	(1)1:01.92	(1)1:40.46	<b>2:12.07</b>	CR
						33.53	38.54	31.61	
2	6	YANG Chang	CHN	0.67	(2)28.42	(5)1:04.49	(2)1:42.31	<b>2:13.37</b>	1.30
						36.07	37.82	31.06	
3	3	BELIAKOVA Viktoriia	RUS	0.76	(3)28.72	(3)1:03.07	(3)1:42.83	<b>2:13.72</b>	1.65
						34.35	39.76	30.89	
4	5	KRIVONOGOVA Irina	RUS	0.70	(4)28.91	(2)1:02.75	(4)1:43.28	<b>2:13.93</b>	1.86
						33.84	40.53	30.65	
5	2	NGUYEN Thi Anh Vien	VIE	0.76	(5)29.37	(4)1:03.47	(5)1:44.49	<b>2:16.12</b>	4.05
						34.10	41.02	31.63	
6	1	TONI Carlotta	ITA	0.71	(7)30.61	(6)1:06.75	(6)1:47.16	<b>2:19.80</b>	7.73
						36.14	40.41	32.64	
7	7	MARIA CLAUDIA Gadea	ROU	0.71	(6)30.59	(7)1:07.29	(7)1:47.42	<b>2:20.37</b>	8.30
						36.70	40.13	32.95	
8	8	CHEN Jie	CHN	0.70	(8)31.56	(8)1:08.83	(8)1:53.65	<b>2:30.14</b>	18.07
						37.27	44.82	36.49	

<b>Legend:</b>			
<b>CR</b>	CISM Record	<b>R.T.</b>	Reaction time
<b>WR</b>	World Record		



WUHAN 2019  
7th CISM Military World Games

Wuhan Sports Center Natatorium  
武汉体育中心游泳馆

TUE 22 OCT 2019  
Start Time 18:51

Swimming  
游泳  
Women 200m Breaststroke  
女子200米蛙泳  
Final  
决赛



Results  
成绩公告

EVENT NUMBER 32

	Record	Name	Nation	Location	Date
<b>WR</b>	2:19.11	PEDERSEN Rikke	DEN	(ESP)	1 AUG 2013
<b>CR</b>	2:27.31	TEMNIKOVA, Maria	RUS	Hyderabad(BRA)	2007

Rank	Lane	Name	Nation	R.T.	50m	100m	150m	Time	Time Behind
1	5	YU Jingyao	CHN	0.71	(1)32.07	(1)1:08.09	(1)1:45.06	<b>2:23.36</b>	CR
						36.02	36.97	38.30	
2	4	TEMNIKOVA Mariia	RUS	0.74	(2)33.67	(2)1:10.07	(2)1:46.95	<b>2:26.05</b>	2.69
						36.40	36.88	39.10	
3	2	IWANOWSKA Alexandra	POL	0.72	(6)34.91	(6)1:13.84	(5)1:53.57	<b>2:33.03</b>	9.67
						38.93	39.73	39.46	
4	3	VERONA Giulia	ITA	0.75	(5)34.83	(4)1:13.49	(4)1:53.18	<b>2:33.10</b>	9.74
						38.66	39.69	39.92	
5	6	SOUZA Pamela	BRA	0.71	(4)34.18	(3)1:12.69	(3)1:52.17	<b>2:33.80</b>	10.44
						38.51	39.48	41.63	
6	1	MARIA CLAUDIA Gadea	ROU	0.72	(8)35.81	(7)1:15.86	(6)1:56.50	<b>2:37.05</b>	13.69
						40.05	40.64	40.55	
7	8	IBRAHIM Rowida	EGY	0.70	(7)35.66	(8)1:16.94	(8)1:58.85	<b>2:40.48</b>	17.12
						41.28	41.91	41.63	
8	7	BARBER Lauren	USA	0.67	(3)33.82	(5)1:13.57	(7)1:57.59	<b>2:44.33</b>	20.97
						39.75	44.02	46.74	

<b>Legend:</b>	<b>CR</b> CISM Record	<b>R.T.</b> Reaction time	<b>WR</b> World Record
----------------	-----------------------	---------------------------	------------------------



WUHAN 2019  
7th CISM Military World Games

Wuhan Sports Center Natatorium  
武汉体育中心游泳馆

SAT 19 OCT 2019  
Start Time 18:37

Swimming  
游泳  
Women 200m Backstroke  
女子200米仰泳  
Final  
决赛



Results  
成绩公告

EVENT NUMBER 5

	Record	Name	Nation	Location	Date
<b>WR</b>	2:03.35	SMITH Regan	USA	(KOR)	26 JUL 2019
<b>CR</b>	2:09.03	USTINOVA, Daria K.	RUS	Samara(RUS)	2018

Rank	Lane	Name	Nation	R.T.	50m	100m	150m	Time	Time Behind
1	4	LIU Yaxin	CHN	0.70	(1)31.16	(1)1:03.70	(1)1:37.00	<b>2:09.92</b>	
						32.54	33.30	32.92	
2	5	USTINOVA Daria	RUS	0.66	(1)31.16	(2)1:03.91	(2)1:37.32	<b>2:10.64</b>	0.72
						32.75	33.41	33.32	
3	6	RAMATELLI Giulia	ITA	0.65	(5)32.46	(5)1:06.52	(4)1:40.62	<b>2:13.95</b>	4.03
						34.06	34.10	33.33	
4	3	de GOEIJ Fernanda	BRA	0.67	(4)31.95	(3)1:06.00	(3)1:40.34	<b>2:14.55</b>	4.63
						34.05	34.34	34.21	
5	2	PAPUSHA Alexandra	RUS	0.71	(3)31.78	(4)1:06.36	(5)1:42.11	<b>2:18.51</b>	8.59
						34.58	35.75	36.40	
6	7	MIX Kellie	USA	0.60	(7)34.86	(7)1:11.96	(6)1:50.40	<b>2:28.64</b>	18.72
						37.10	38.44	38.24	
7	1	HUSSEIN Rola	EGY	0.82	(6)32.82	(6)1:11.21	(7)1:51.48	<b>2:32.38</b>	22.46
						38.39	40.27	40.90	
	8	DIAZ Maria	VEN					<b>DNS</b>	

<b>Legend:</b>	
<b>CR</b> CISM Record	<b>DNS</b> Did not start
<b>R.T.</b> Reaction time	<b>WR</b> World Record



WUHAN 2019  
7th CISM Military World Games

Wuhan Sports Center Natatorium  
武汉体育中心游泳馆

SUN 20 OCT 2019  
Start Time 18:06

Swimming  
游泳  
Women 200m Freestyle  
女子200米自由泳  
Final  
决赛



Results  
成绩公告

EVENT NUMBER 11

	Record	Name	Nation	Location	Date
<b>WR</b>	1:52.98	PELLEGRINI Federica	ITA	(ITA)	29 JUL 2009
<b>CR</b>	1:57.65	BONNET Charlotte	FRA	Gimcheon(KOR)	2015

Rank	Lane	Name	Nation	R.T.	50m	100m	150m	Time	Time Behind
1	4	YANG Junxuan	CHN	0.68	(1)27.28	(1)56.80 29.52	(1)1:26.84 30.04	<b>1:56.21</b> 29.37	CR
2	6	WANG Jianjiahe	CHN	0.75	(5)27.99	(3)58.08 30.09	(4)1:28.80 30.72	<b>1:58.56</b> 29.76	2.35
3	5	GUZHENKOVA Anastasia	RUS	0.82	(4)27.92	(4)58.12 30.20	(2)1:28.69 30.57	<b>1:58.93</b> 30.24	2.72
4	2	BONNET Charlotte	FRA	0.76	(2)27.81	(2)58.07 30.26	(5)1:29.32 31.25	<b>1:59.15</b> 29.83	2.94
5	3	OLIVEIRA Larissa	BRA	0.68	(3)27.90	(4)58.12 30.22	(3)1:28.78 30.66	<b>1:59.60</b> 30.82	3.39
6	7	BELIAKOVA Viktoriia	RUS	0.75	(6)28.22	(6)58.50 30.28	(6)1:29.41 30.91	<b>2:00.00</b> 30.59	3.79
7	1	MIZZAU Alice	ITA	0.76	(8)28.79	(8)59.46 30.67	(8)1:30.83 31.37	<b>2:01.75</b> 30.92	5.54
8	8	POLANSKA Aleksandra	POL	0.83	(7)28.63	(7)58.96 30.33	(7)1:30.51 31.55	<b>2:02.00</b> 31.49	5.79

<b>Legend:</b>	<b>CR</b> CISM Record	<b>R.T.</b> Reaction time	<b>WR</b> World Record
----------------	-----------------------	---------------------------	------------------------



Results  
成绩公告

EVENT NUMBER 7

Record	Name	Nation	Location	Date
WR	4:26.36 HOSSZU Katinka	HUN	(BRA)	6 AUG 2016

Rank	Lane	Name	Nation	R.T.	Time	Time Behind									
1	4	LESAFFRE Fantine	FRA	0.78	<b>4:37.91</b>										
	50m (4)	29.67	100m (3)	1:03.61	150m (1)	1:39.38	200m (1)	2:13.85	250m (1)	2:53.16	300m (1)	3:32.98	350m (1)	4:06.25	
				33.94		35.77		34.47		39.31		39.82		33.27	31.66
2	5	NGUYEN Thi Anh Vien	VIE	0.83	<b>4:44.62</b>	6.71									
	50m (2)	29.63	100m (1)	1:03.22	150m (2)	1:39.40	200m (2)	2:14.60	250m (2)	2:56.00	300m (2)	3:37.80	350m (2)	4:12.38	
				33.59		36.18		35.20		41.40		41.80		34.58	32.24
3	6	YANG Chang	CHN	0.71	<b>4:46.77</b>	8.86									
	50m (1)	29.40	100m (2)	1:03.36	150m (4)	1:42.44	200m (5)	2:20.60	250m (4)	3:01.08	300m (5)	3:43.27	350m (5)	4:17.18	
				33.96		39.08		38.16		40.48		42.19		33.91	29.59
4	3	KRIVONOGOVA Irina	RUS	0.75	<b>4:47.31</b>	9.40									
	50m (3)	29.65	100m (4)	1:04.36	150m (3)	1:41.14	200m (3)	2:17.26	250m (3)	2:59.51	300m (3)	3:42.42	350m (3)	4:15.36	
				34.71		36.78		36.12		42.25		42.91		32.94	31.95
5	2	TONI Carlotta	ITA	0.73	<b>4:49.29</b>	11.38									
	50m (7)	31.44	100m (7)	1:07.20	150m (6)	1:44.34	200m (6)	2:20.78	250m (5)	3:01.72	300m (4)	3:42.80	350m (4)	4:16.35	
				35.76		37.14		36.44		40.94		41.08		33.55	32.94
6	7	ZUKOWSKA Paula	POL	0.84	<b>4:52.74</b>	14.83									
	50m (5)	30.90	100m (5)	1:05.98	150m (5)	1:43.54	200m (4)	2:19.91	250m (6)	3:02.61	300m (6)	3:45.36	350m (6)	4:19.48	
				35.08		37.56		36.37		42.70		42.75		34.12	33.26
7	1	MARIA CLAUDIA Gadea	ROU	0.73	<b>4:57.25</b>	19.34									
	50m (8)	31.48	100m (8)	1:07.89	150m (8)	1:46.72	200m (8)	2:25.05	250m (7)	3:06.57	300m (7)	3:49.03	350m (7)	4:24.17	
				36.41		38.83		38.33		41.52		42.46		35.14	33.08
8	8	RONCATTO Gabrielle	BRA	0.74	<b>4:58.98</b>	21.07									
	50m (6)	30.96	100m (6)	1:06.54	150m (7)	1:45.62	200m (7)	2:23.68	250m (8)	3:06.79	300m (8)	3:50.24	350m (8)	4:24.86	
				35.58		39.08		38.06		43.11		43.45		34.62	34.12

Legend:

R.T. Reaction time      WR World Record

Results  
成绩公告

EVENT NUMBER 1

	Record	Name	Nation	Location	Date
WR	3:56.46	LEDECKY Katie	USA	(BRA)	7 AUG 2016
CR	4:06.70	Yuhan ZHANG	CHN	Gimcheon(KOR)	2015

Rank	Lane	Name	Nation	R.T.	Time	Time Behind
1	4	WANG Jianjiahe	CHN	0.79	<b>4:04.42</b>	CR
50m (1)28.71	100m (1)59.43	150m (1)1:30.30	200m (1)2:01.31	250m (1)2:32.30	300m (1)3:03.49	350m (1)3:34.83
	30.72	30.87	31.01	30.99	31.19	31.34
						29.59
2	3	ZHANG Yuhan	CHN	0.73	<b>4:07.29</b>	2.87
50m (2)28.79	100m (2)59.74	150m (2)1:30.93	200m (2)2:02.25	250m (2)2:33.65	300m (2)3:05.21	350m (2)3:36.79
	30.95	31.19	31.32	31.40	31.56	31.58
						30.50
3	5	EGOROVA Anna	RUS	0.75	<b>4:11.40</b>	6.98
50m (3)29.29	100m (4)1:00.87	150m (3)1:32.80	200m (3)2:04.73	250m (3)2:36.70	300m (3)3:08.53	350m (3)3:40.31
	31.58	31.93	31.93	31.97	31.83	31.78
						31.09
4	1	JUNGBLUT Viviane	BRA	0.79	<b>4:14.89</b>	10.47
50m (5)30.03	100m (7)1:02.19	150m (7)1:34.77	200m (7)2:07.47	250m (7)2:39.84	300m (6)3:12.13	350m (6)3:44.11
	32.16	32.58	32.70	32.37	32.29	31.98
						30.78
5	2	ODER Tjasa	SLO	0.74	<b>4:15.10</b>	10.68
50m (7)30.07	100m (6)1:01.96	150m (6)1:34.17	200m (6)2:06.59	250m (6)2:39.00	300m (5)3:11.35	350m (5)3:43.81
	31.89	32.21	32.42	32.41	32.35	32.46
						31.29
6	7	CAPONI Linda	ITA	0.83	<b>4:15.66</b>	11.24
50m (6)30.04	100m (5)1:01.17	150m (5)1:33.33	200m (4)2:05.48	250m (4)2:37.93	300m (4)3:10.40	350m (4)3:43.05
	31.13	32.16	32.15	32.45	32.47	32.65
						32.61
7	6	POLANSKA Aleksandra	POL	0.91	<b>4:20.53</b>	16.11
50m (4)29.54	100m (3)1:00.85	150m (4)1:33.09	200m (5)2:05.67	250m (5)2:38.73	300m (7)3:12.56	350m (7)3:46.73
	31.31	32.24	32.58	33.06	33.83	34.17
						33.80
8	8	MILLER Genevieve	USA	0.71	<b>4:26.20</b>	21.78
50m (8)30.57	100m (8)1:02.90	150m (8)1:36.56	200m (8)2:10.17	250m (8)2:44.43	300m (8)3:18.61	350m (8)3:53.11
	32.33	33.66	33.61	34.26	34.18	34.50
						33.09

<b>Legend:</b>				
CR	CISM Record	R.T.	Reaction time	WR World Record



**Results Summary**  
成绩总览

As of WED 23 OCT 2019 at 19:29

	<b>Record</b>	<b>Name</b>	<b>Nation</b>	<b>Location</b>	<b>Date</b>
<b>WR</b>	8:04.79	LEDECKY Katie	USA	(BRA)	12 AUG 2016
<b>CR</b>	8:29.83	Yuhan ZHANG	CHN	Gimcheon(KOR)	2015

<b>Rank</b>	<b>Heat</b>	<b>Lane</b>	<b>Name</b>	<b>Nation</b>	<b>Date of Birth</b>	<b>R.T.</b>	<b>Time</b>	<b>Time Behind</b>	
1	2	4	WANG Jianjiahe	CHN	17 JUL 2002	0.73	<b>8:24.82</b>	CR	
	50m	28.77	100m 1:00.19	150m 1:31.95	200m 2:03.82	250m 2:36.01	300m 3:08.04	350m 3:40.22	400m 4:12.12
			31.42	31.76	31.87	32.19	32.03	32.18	31.90
	450m	4:44.01	500m 5:15.98	550m 5:48.05	600m 6:20.14	650m 6:52.09	700m 7:24.02	750m 7:55.56	
		31.89	31.97	32.07	32.09	31.95	31.93	31.54	29.26
2	2	5	ZHANG Yuhan	CHN	6 JAN 1995	0.77	<b>8:31.10</b>	6.28	
	50m	29.70	100m 1:01.79	150m 1:34.27	200m 2:07.13	250m 2:39.43	300m 3:12.10	350m 3:44.55	400m 4:17.07
			32.09	32.48	32.86	32.30	32.67	32.45	32.52
	450m	4:49.50	500m 5:22.05	550m 5:54.34	600m 6:26.27	650m 6:58.39	700m 7:30.47	750m 8:01.98	
		32.43	32.55	32.29	31.93	32.12	32.08	31.51	29.12
3	2	6	EGOROVA Anna	RUS	31 MAY 1998	0.69	<b>8:32.30</b>	7.48	
	50m	29.41	100m 1:01.64	150m 1:34.22	200m 2:06.67	250m 2:39.21	300m 3:11.78	350m 3:44.40	400m 4:16.88
			32.23	32.58	32.45	32.54	32.57	32.62	32.48
	450m	4:49.47	500m 5:21.85	550m 5:54.36	600m 6:26.36	650m 6:58.58	700m 7:30.38	750m 8:02.12	
		32.59	32.38	32.51	32.00	32.22	31.80	31.74	30.18
4	2	3	ODER Tjasa	SLO	22 JUN 1994	0.72	<b>8:35.05</b>	10.23	
	50m	30.45	100m 1:02.69	150m 1:34.80	200m 2:07.17	250m 2:39.55	300m 3:12.11	350m 3:44.48	400m 4:17.09
			32.24	32.11	32.37	32.38	32.56	32.37	32.61
	450m	4:49.48	500m 5:21.84	550m 5:54.05	600m 6:26.48	650m 6:58.83	700m 7:31.02	750m 8:03.38	
		32.39	32.36	32.21	32.43	32.35	32.19	32.36	31.67
5	2	1	JUNGLUT Viviane	BRA	29 JUN 1996	0.82	<b>8:40.56</b>	15.74	
	50m	30.87	100m 1:03.89	150m 1:36.64	200m 2:09.36	250m 2:42.00	300m 3:14.61	350m 3:47.19	400m 4:19.93
			33.02	32.75	32.72	32.64	32.61	32.58	32.74
	450m	4:52.63	500m 5:25.33	550m 5:58.14	600m 6:31.04	650m 7:03.81	700m 7:36.64	750m 8:09.11	
		32.70	32.70	32.81	32.90	32.77	32.83	32.47	31.45
6	2	7	CAPONI Linda	ITA	22 DEC 1998	0.82	<b>8:47.62</b>	22.80	
	50m	30.05	100m 1:01.96	150m 1:34.47	200m 2:07.12	250m 2:39.78	300m 3:12.45	350m 3:45.48	400m 4:18.66
			31.91	32.51	32.65	32.66	32.67	33.03	33.18
	450m	4:52.11	500m 5:25.95	550m 5:59.93	600m 6:34.04	650m 7:08.05	700m 7:42.19	750m 8:15.05	
		33.45	33.84	33.98	34.11	34.01	34.14	32.86	32.57
7	2	2	NGUYEN Thi Anh Vien	VIE	9 NOV 1996	0.82	<b>8:48.73</b>	23.91	
	50m	30.04	100m 1:02.38	150m 1:35.12	200m 2:07.96	250m 2:40.89	300m 3:13.79	350m 3:46.94	400m 4:20.23
			32.34	32.74	32.84	32.93	32.90	33.15	33.29
	450m	4:53.62	500m 5:27.03	550m 6:00.69	600m 6:34.41	650m 7:08.15	700m 7:41.87	750m 8:15.49	
		33.39	33.41	33.66	33.72	33.74	33.72	33.62	33.24
8	1	4	PIECHOTA Paulina	POL	14 MAY 1999	0.85	<b>8:55.56</b>	30.74	
	50m	30.59	100m 1:03.49	150m 1:36.79	200m 2:10.36	250m 2:44.08	300m 3:17.97	350m 3:51.98	400m 4:25.90
			32.90	33.30	33.57	33.72	33.89	34.01	33.92
	450m	4:59.86	500m 5:33.64	550m 6:07.32	600m 6:41.17	650m 7:14.99	700m 7:48.69	750m 8:22.44	
		33.96	33.78	33.68	33.85	33.82	33.70	33.75	33.12
9	1	3	MILLER Genevieve	USA	6 AUG 1995	0.70	<b>9:05.04</b>	40.22	
	50m	30.93	100m 1:04.44	150m 1:38.77	200m 2:13.20	250m 2:47.77	300m 3:22.56	350m 3:57.19	400m 4:31.59
			33.51	34.33	34.43	34.57	34.79	34.63	34.40
	450m	5:06.11	500m 5:40.68	550m 6:15.00	600m 6:49.53	650m 7:23.78	700m 7:58.21	750m 8:32.22	
		34.52	34.57	34.32	34.53	34.25	34.43	34.01	32.82
10	1	5	SAID Sandy	EGY	9 MAY 2000		<b>9:23.94</b>	59.12	
	50m	31.05	100m 1:04.96	150m 1:39.64	200m 2:14.66	250m 2:50.15	300m 3:25.49	350m 4:00.50	400m 4:36.01
			33.91	34.68	35.02	35.49	35.34	35.01	35.51
	450m	5:11.88	500m 5:47.72	550m 6:23.32	600m 7:00.01	650m 7:36.30	700m 8:12.60	750m 8:48.43	
		35.87	35.84	35.60	36.69	36.29	36.30	35.83	35.51



## Results Summary 成绩总览

As of WED 23 OCT 2019 at 19:29

Rank	Heat	Lane	Name	Nation	Date of Birth	R.T.	Time	Time Behind									
11	1	6	VAUGHN Rheanna	USA	19 MAY 1992	0.68	<b>10:23.03</b>	1:58.21									
		50m	34.16	100m	1:11.75	150m	1:50.43	200m	2:29.94	250m	3:09.25	300m	3:48.93	350m	4:28.58	400m	5:08.51
					37.59		38.68		39.51		39.31		39.68		39.65		39.93
		450m	5:47.76	500m	6:27.31	550m	7:06.72	600m	7:46.29	650m	8:25.74	700m	9:05.47	750m	9:44.51		
			39.25		39.55		39.41		39.57		39.45		39.73		39.04		38.52
12	1	2	DEVIEZ Yulismar	VEN	23 MAR 1993		<b>11:24.41</b>	2:59.59									
		50m	33.93	100m	1:10.96	150m	1:51.31	200m	2:33.05	250m	3:15.31	300m	3:58.80	350m	4:44.09	400m	5:28.41
					37.03		40.35		41.74		42.26		43.49		45.29		44.32
		450m	6:14.31	500m	6:59.29	550m	7:44.70	600m	8:28.28	650m	9:13.13	700m	9:58.96	750m	10:41.64		
			45.90		44.98		45.41		43.58		44.85		45.83		42.68		42.77
13	1	1	SYDOW Vanessa	GER	13 AUG 1992	0.81	<b>11:36.25</b>	3:11.43									
		50m	36.16	100m	1:16.32	150m	1:58.89	200m	2:42.06	250m	3:25.93	300m	4:10.49	350m	4:55.60	400m	5:39.90
					40.16		42.57		43.17		43.87		44.56		45.11		44.30
		450m	6:25.28	500m	7:09.83	550m	7:54.96	600m	8:40.38	650m	9:25.28	700m	10:10.81	750m	10:53.28		
			45.38		44.55		45.13		45.42		44.90		45.53		42.47		42.97
14	1	7	MALDONADO Maria	VEN	25 JUL 1992		<b>12:24.01</b>	3:59.19									
		50m	35.49	100m	1:17.50	150m	2:02.98	200m	2:50.54	250m	3:38.19	300m	4:26.32	350m	5:13.70	400m	6:01.81
					42.01		45.48		47.56		47.65		48.13		47.38		48.11
		450m	6:49.06	500m	7:37.92	550m	8:26.06	600m	9:14.11	650m	10:02.52	700m	10:51.32	750m	11:38.70		
			47.25		48.86		48.14		48.05		48.41		48.80		47.38		45.31
	2	8	RONCATTO Gabrielle	BRA	19 JUL 1998		<b>DNS</b>										

Legend:

CR CISM Record      DNS Did not start      R.T. Reaction time      WR World Record

Results  
成绩公告

EVENT NUMBER 22

Record	Name	Nation	Location	Date
WR	15:20.48 LEDECKY Katie	USA	(USA)	16 MAY 2018

Rank	Lane	Name	Nation	R.T.	Time	Time Behind		
1	4	WANG Jianjiahe	CHN	0.70	<b>15:57.50</b>			
	50m (1)28.89	100m (1)1:00.73	150m (1)1:32.97	200m (1)2:05.41	250m (1)2:37.52	300m (1)3:09.90	350m (1)3:42.19	400m (1)4:14.52
		31.84	32.24	32.44	32.11	32.38	32.29	32.33
	450m (1)4:46.86	500m (1)5:19.19	550m (1)5:51.59	600m (1)6:23.94	650m (1)6:55.84	700m (1)7:28.02	750m (1)8:00.30	800m (1)8:32.59
	32.34	32.33	32.40	32.35	31.90	32.18	32.28	32.29
	850m (1)9:04.79	900m (1)9:37.03	950m (1)10:09.05	1000m (1)10:41.22	1050m (1)11:13.06	1100m (1)11:45.06	1150m (1)12:16.97	1200m (1)12:48.83
	32.20	32.24	32.02	32.17	31.84	32.00	31.91	31.86
	1250m (1)13:20.71	1300m (1)13:52.89	1350m (1)14:24.74	1400m (1)14:56.64	1450m (1)15:28.34			
	31.88	32.18	31.85	31.90	31.70	29.16		
2	5	ODER Tjasa	SLO	0.71	<b>16:25.00</b>	27.50		
	50m (5)31.32	100m (3)1:04.01	150m (3)1:37.04	200m (3)2:09.91	250m (3)2:42.95	300m (3)3:15.79	350m (3)3:48.73	400m (3)4:21.44
		32.69	33.03	32.87	33.04	32.84	32.94	32.71
	450m (3)4:54.38	500m (2)5:27.15	550m (2)5:59.94	600m (2)6:32.76	650m (2)7:05.52	700m (2)7:38.36	750m (2)8:11.16	800m (2)8:43.86
	32.94	32.77	32.79	32.82	32.76	32.84	32.80	32.70
	850m (2)9:16.69	900m (2)9:49.48	950m (2)10:22.23	1000m (2)10:55.24	1050m (2)11:28.04	1100m (2)12:00.87	1150m (2)12:33.69	1200m (2)13:06.55
	32.83	32.79	32.75	33.01	32.80	32.83	32.82	32.86
	1250m (2)13:39.77	1300m (2)14:12.93	1350m (2)14:46.24	1400m (2)15:19.54	1450m (2)15:52.47			
	33.22	33.16	33.31	33.30	32.93	32.53		
3	6	JUNGBLUT Viviane	BRA	0.79	<b>16:29.37</b>	31.87		
	50m (4)31.18	100m (4)1:04.37	150m (4)1:37.52	200m (4)2:10.42	250m (4)2:43.57	300m (4)3:16.59	350m (4)3:49.70	400m (4)4:22.41
		33.19	33.15	32.90	33.15	33.02	33.11	32.71
	450m (4)4:55.53	500m (4)5:28.39	550m (4)6:01.26	600m (4)6:33.88	650m (4)7:06.83	700m (4)7:39.69	750m (4)8:12.63	800m (3)8:45.54
	33.12	32.86	32.87	32.62	32.95	32.86	32.94	32.91
	850m (3)9:18.62	900m (3)9:51.47	950m (3)10:24.36	1000m (3)10:57.17	1050m (3)11:30.43	1100m (3)12:03.62	1150m (3)12:37.00	1200m (3)13:10.36
	33.08	32.85	32.89	32.81	33.26	33.19	33.38	33.36
	1250m (3)13:43.65	1300m (3)14:17.04	1350m (3)14:50.55	1400m (3)15:23.79	1450m (3)15:57.10			
	33.29	33.39	33.51	33.24	33.31	32.27		
4	3	EGOROVA Anna	RUS	0.76	<b>16:36.77</b>	39.27		
	50m (2)29.87	100m (2)1:02.50	150m (2)1:35.41	200m (2)2:08.47	250m (2)2:41.49	300m (2)3:14.60	350m (2)3:47.56	400m (2)4:20.80
		32.63	32.91	33.06	33.02	33.11	32.96	33.24
	450m (2)4:54.04	500m (3)5:27.27	550m (3)6:00.21	600m (3)6:33.44	650m (3)7:06.26	700m (3)7:39.14	750m (3)8:12.12	800m (4)8:45.59
	33.24	33.23	32.94	33.23	32.82	32.88	32.98	33.47
	850m (4)9:18.74	900m (4)9:52.31	950m (4)10:26.69	1000m (4)11:00.50	1050m (4)11:34.66	1100m (4)12:08.59	1150m (4)12:42.17	1200m (4)13:16.15
	33.15	33.57	34.38	33.81	34.16	33.93	33.58	33.98
	1250m (4)13:50.23	1300m (4)14:24.10	1350m (4)14:57.72	1400m (4)15:31.50	1450m (4)16:04.63			
	34.08	33.87	33.62	33.78	33.13	32.14		
5	7	PIECHOTA Paulina	POL	0.86	<b>16:38.46</b>	40.96		
	50m (6)31.62	100m (5)1:04.47	150m (5)1:37.66	200m (5)2:10.78	250m (5)2:43.86	300m (5)3:16.93	350m (5)3:50.30	400m (5)4:23.25
		32.85	33.19	33.12	33.08	33.07	33.37	32.95
	450m (5)4:56.19	500m (5)5:29.34	550m (5)6:02.45	600m (5)6:35.76	650m (5)7:09.40	700m (5)7:42.83	750m (5)8:16.69	800m (5)8:49.97
	32.94	33.15	33.11	33.31	33.64	33.43	33.86	33.28
	850m (5)9:23.85	900m (5)9:57.31	950m (5)10:31.30	1000m (5)11:04.82	1050m (5)11:38.43	1100m (5)12:11.63	1150m (5)12:45.31	1200m (5)13:18.84
	33.88	33.46	33.99	33.52	33.61	33.20	33.68	33.53
	1250m (5)13:52.44	1300m (5)14:25.72	1350m (5)14:59.46	1400m (5)15:32.76	1450m (5)16:05.95			
	33.60	33.28	33.74	33.30	33.19	32.51		



Results  
成绩公告

Rank	Lane	Name	Nation		R.T.	Time	Time Behind		
6	1	SAID Sandy	EGY		0.81	<b>17:53.88</b>	1:56.38		
		50m (3)31.02	100m (6)1:05.29	150m (6)1:41.21	200m (6)2:17.30	250m (6)2:52.63	300m (6)3:28.66	350m (6)4:04.35	400m (6)4:40.49
			34.27	35.92	36.09	35.33	36.03	35.69	36.14
		450m (6)5:16.21	500m (6)5:52.52	550m (6)6:28.11	600m (6)7:04.39	650m (6)7:40.18	700m (6)8:16.93	750m (6)8:53.12	800m (6)9:29.77
		35.72	36.31	35.59	36.28	35.79	36.75	36.19	36.65
		850m (6)10:06.58	900m (6)10:42.66	950m (6)11:18.27	1000m (6)11:54.68	1050m (6)12:31.16	1100m (6)13:07.30	1150m (6)13:43.47	1200m (6)14:19.63
		36.81	36.08	35.61	36.41	36.48	36.14	36.17	36.16
		1250m (6)14:55.76	1300m (6)15:32.38	1350m (6)16:07.93	1400m (6)16:44.20	1450m (6)17:19.18			
		36.13	36.62	35.55	36.27	34.98	34.70		
	2	CAPONI Linda	ITA					<b>DNS</b>	
	8	MILLER Genevieve	USA					<b>DNS</b>	

<b>Legend:</b>
<b>DNS</b> Did not start
<b>R.T.</b> Reaction time
<b>WR</b> World Record

Results  
成绩公告

EVENT NUMBER 26

	Record	Nation(Relay)	Location	Date
WR	3:19.40	USA - United States of America	(KOR)	27 JUL 2019
CR	3:26.09	BRA - Brazil	Rio de Janeiro(BRA)	2017

Rank	Lane	Nation	Name	R.T.	50m	100m	Time	Time Behind
1	6	CHN - China					<b>3:26.04</b>	CR
			Ji Xinjie	0.72	24.09	49.92	(4)49.92	
			HE Junyi	0.51	23.40	48.50	(4)1:38.42	
			ZHU Menghui	0.34	25.63	53.85	(1)2:32.27	
			YANG Junxuan	0.45	25.71	53.77	(1)3:26.04	
2	4	RUS - Russia					<b>3:27.96</b>	1.92
			GRINEV Vladislav	0.70	22.88	47.78	(1)47.78	
			ZHIKHAREV Petr	0.27	23.45	49.88	(1)1:37.66	
			BELIAKOVA Viktoriia	0.38	26.58	55.28	(2)2:32.94	
			GUZHENKOVA Anastasia	0.34	26.15	55.02	(2)3:27.96	
3	3	POL - Poland					<b>3:29.17</b>	3.13
			MAJCHRZAK Kacper	0.70	23.38	48.80	(2)48.80	
			CZERNIAK Konrad	0.32	23.20	48.94	(2)1:37.74	
			POLANSKA Aleksandra	0.24	26.37	55.62	(3)2:33.36	
			TCHORZ Alicja	0.30	26.10	55.81	(3)3:29.17	
4	7	BRA - Brazil					<b>3:30.13</b>	4.09
			FERREIRA Marco	0.62	23.57	49.28	(3)49.28	
			SPAJARI Pedro	0.19	22.91	48.54	(3)1:37.82	
			DIAS Daiene	0.29	26.53	57.08	(5)2:34.90	
			OLIVEIRA Larissa	0.21	26.73	55.23	(4)3:30.13	
5	2	FRA - France					<b>3:30.81</b>	4.77
			DERACHE Alexandre	0.67	24.25	50.69	(8)50.69	
			STRAVIUS Jeremy	0.30	23.32	49.88	(6)1:40.57	
			HENIQUE Melanie	0.00	25.82	56.11	(6)2:36.68	
			BONNET Charlotte	0.12	26.07	54.13	(5)3:30.81	
6	5	GER - Germany					<b>3:32.18</b>	6.14
			WIERLING Damian Matthias Armin	0.71	24.25	50.10	(6)50.10	
			ZELLMANN Poul	0.09	23.39	49.28	(5)1:39.38	
			HOEPINK Lisa Katharina	0.25	26.59	55.44	(4)2:34.82	
			FRIEDRICH Johanna	0.03	27.17	57.36	(6)3:32.18	
7	1	ITA - Italy					<b>3:33.13</b>	7.09
			D ANGELO Daniele	0.69	24.27	50.64	(7)50.64	
			BORI Alessandro	0.25	24.37	50.49	(7)1:41.13	
			LETRARI Laura	0.03	26.52	56.03	(7)2:37.16	
			BIONDANI Giorgia	0.18	26.40	55.97	(7)3:33.13	
8	8	EGY - Egypt					<b>3:47.24</b>	21.20
			KHALAFALLA Ali	0.66	23.81	49.98	(5)49.98	
			MOUSSA Yassmin	0.49	28.57	1:01.00	(8)1:50.98	
			ELAMRAWY Marwan	0.67	25.53	53.38	(8)2:44.36	
			HUSSEIN Rola	0.56	29.50	1:02.88	(8)3:47.24	

<b>Legend:</b>				
CR	CISM Record	R.T.	Reaction time	WR World Record

Results  
成绩公告

EVENT NUMBER 42

	Record	Nation(Relay)	Location	Date
WR	3:38.56	USA - United States of America	(HUN)	26 JUL 2017
CR	3:47.83	RUS - Russia	Rio de Janeiro(BRA)	2017

Rank	Lane	Nation	Name	R.T.	50m	100m	Time	Time Behind
1	4	CHN - China	LI Guangyuan	0.60	26.33	54.50	<b>3:43.64</b>	CR
			YAN Zibei	0.22	27.43	58.32	(1)1:52.82	
			ZHANG Yufei	0.44	26.20	57.77	(1)2:50.59	
			YANG Junxuan	0.27	25.37	53.05	(1)3:43.64	
2	3	BRA - Brazil	BASSETO Guilherme	0.61	26.21	54.93	<b>3:48.72</b>	5.08
			GOMES Joao	0.22	27.59	59.97	(2)1:54.90	
			DIAS Daiene	0.20	26.95	59.28	(2)2:54.18	
			OLIVEIRA Larissa	0.26	26.03	54.54	(2)3:48.72	
3	6	RUS - Russia	LARIN Roman	0.66	26.68	55.01	<b>3:50.15</b>	6.51
			TEMNIKOVA Mariia	0.36	31.69	1:08.03	(5)2:03.04	
			CHIMROVA Svetlana	0.39	26.82	59.14	(6)3:02.18	
			GRINEV Vladislav	0.44	23.06	47.97	(3)3:50.15	
4	5	POL - Poland	TCHORZ Alicja	0.65	29.60	1:01.84	<b>3:50.85</b>	7.21
			KALUSOWSKI Jan	0.11	28.29	1:01.09	(4)2:02.93	
			CZERNIAK Konrad	0.37	24.11	52.65	(3)2:55.58	
			POLANSKA Aleksandra	0.30	25.79	55.27	(4)3:50.85	
5	2	ITA - Italy	RAMATELLI Giulia	0.63	30.87	1:02.93	<b>3:53.78</b>	10.14
			TONIATO Andrea	0.22	28.52	1:02.10	(6)2:05.03	
			RAZZETTI Alberto	0.08	24.07	52.49	(4)2:57.52	
			LETRARI Laura	0.34	26.63	56.26	(5)3:53.78	
6	7	GER - Germany	ZELLMANN Poul	0.64	28.11	58.23	<b>3:56.93</b>	13.29
			PILGER Maximilian	0.35	28.44	1:01.79	(3)2:00.02	
			HOEPINK Lisa Katharina	0.27	27.16	59.13	(5)2:59.15	
			FRIEDRICH Johanna	0.22	27.67	57.78	(6)3:56.93	
7	1	USA - United States	MIX Kellie	0.57	32.56	1:07.80	<b>4:30.49</b>	46.85
			YOO Michael	0.06	35.88	1:21.67	(8)2:29.47	
			VAUGHN Rheanna	0.10	30.12	1:06.86	(8)3:36.33	
			GRUNE JR Steven	0.10	25.29	54.16	(7)4:30.49	
8	8	VEN - Venezuela	NAL Sydney	0.82	36.91	1:16.94	<b>4:45.42</b>	1:01.78
			RODRIGUEZ Abiel	0.42	32.18	1:10.64	(7)2:27.58	
			MARCHAN David	0.46	29.11	1:03.89	(7)3:31.47	
			DEVIEZ Yulismar	0.56	32.81	1:13.95	(8)4:45.42	

Legend:	
CR	CISM Record
R.T.	Reaction time
WR	World Record



## Medallists by Event

奖牌获得者(按项目排列)

Event	Date	Medal	Name	Nation
Mixed Teams	SUN 27 OCT	GOLD	FRA	FRA
		SILVER	BRA	BRA
		BRONZE	CHN	CHN
5 km Men	FRI 25 OCT	GOLD	REYMOND Axel	FRA
		SILVER	FONTAINE Logan	FRA
		BRONZE	EVSIKOV Anton	RUS
5 km Women	FRI 25 OCT	GOLD	CASSIGNOL Oceane	FRA
		SILVER	PERSE Spela	SLO
		BRONZE	MARCELA Ana	BRA
10 km Men	WED 23 OCT	GOLD	REYMOND Axel	FRA
		SILVER	EVSIKOV Anton	RUS
		BRONZE	DO CARMO Allan	BRA
10 km Women	WED 23 OCT	GOLD	MARCELA Ana	BRA
		SILVER	CASSIGNOL Oceane	FRA
		BRONZE	JOUISSE Caroline	FRA



## Results (Team) 成绩公告 (团体)

Rank	Race No	Name	Nation	Spl.	Time (Rk)	Gap	Spl.	Time (Rk)	Gap	Spl.	Time (Rk)	Gap	Finish Time
1	1	FRA	FRA	1	14:42.6 (1)		2	29:37.3 (4)	+10.9	3	43:16.7 (1)		<b>56:41.8</b>
	1A	CASSIGNOL Oceane											14:42.6
	1B	JOUISSE Caroline											14:54.7
	1C	REYMOND Axel											13:39.4
	1D	FONTAINE Logan											13:25.1
2	3	BRA	BRA	1	14:45.0 (3)	+2.4	2	29:26.9 (2)	+0.5	3	43:38.1 (3)	+21.4	<b>56:44.6</b>
	3A	LORSCHUITTER Betina											14:45.0
	3B	MARCELA Ana											14:41.9
	3C	DO CARMO Allan											14:11.2
	3D	PONTE Fernando											13:06.5
3	2	CHN	CHN	1	14:44.7 (2)	+2.1	2	29:26.4 (1)		3	43:19.2 (2)	+2.5	<b>56:48.0</b>
	2A	DONG Fuwei											14:44.7
	2B	HOU Yawen											14:41.7
	2C	AN Jiabao											13:52.8
	2D	QIAO Zhongyi											13:28.8
4	5	ITA	ITA	1	15:05.4 (4)	+22.8	2	29:28.7 (3)	+2.3	3	43:53.0 (4)	+36.3	<b>56:50.0</b>
	5A	FRANCO Alice											15:05.4
	5B	SANZULLO Pasquale											14:23.3
	5C	TETTAMANZI Alisia											14:24.3
	5D	VERANI Dario											12:57.0
5	4	ECU	ECU	1	18:22.2 (5)	++	2	35:59.0 (5)	++	3	53:15.2 (5)	++	<b>1:11:23.6</b>
	4A	MORALES HERRERA Dayana Elizabeth											18:22.2
	4B	ESPINEL CRIOLLO Fernando Sebastian											17:36.8
	4C	LLERENA SANTOS Daryel Eduardo											17:16.2
	4D	de la TORRE COLLAGUAZO S.R.											18:08.4

Participants						Air Temperature [°C]	Water Temperature [°C]
Number of Entries / Nations	Finished	OTL	DNF	DSQ	DNS		
5 / 5	5					15.0	18.8

Legend:							
+	Gap or time behind	++	One minute or more behind split Time	Rk	Rank	Spl.	Split





WUHAN 2019  
7th CISM Military World Games

East Lake Open-Water Swimming Venue  
东湖公开水域游泳场地

FRI 25 OCT 2019  
Start Time 15:30

Open Water Swimming

公开水域  
5 km Men  
男子5公里  
Final  
决赛



## Results (Individual) 成绩公告 (个人)

Rank	Race No	Name	Nation	Spl.	Time (Rk)	Gap	Spl.	Time (Rk)	Gap	Finish Time	Gap
1	13	REYMOND Axel	FRA	1	20:19.4 (11)	+8.9	2	40:26.8 (7)	+3.1	<b>59:20.7</b>	
2	11	FONTAINE Logan	FRA	1	20:14.4 (4)	+3.9	2	40:23.9 (3)	+0.2	<b>59:25.0</b>	+4.3
3	15	EVSNIKOV Anton	RUS	1	20:10.5 (1)		2	40:25.8 (6)	+2.1	<b>59:25.2</b>	+4.5
4	8	DO CARMO Allan	BRA	1	20:15.9 (5)	+5.4	2	40:27.0 (9)	+3.3	<b>59:30.9</b>	+10.2
5	12	BOLSHAKOV Sergey	RUS	1	20:12.6 (3)	+2.1	2	40:23.8 (2)	+0.1	<b>59:35.3</b>	+14.6
6	4	PARK Seokhyun	KOR	1	20:12.4 (2)	+1.9	2	40:23.7 (1)		<b>59:36.2</b>	+15.5
7	21	KHUDYAKOV Vitaliy	KAZ	1	20:16.2 (7)	+5.7	2	40:28.2 (10)	+4.5	<b>59:36.9</b>	+16.2
8	20	PIELOWSKI Krzysztof	POL	1	20:18.4 (9)	+7.9	2	40:29.1 (11)	+5.4	<b>59:43.8</b>	+23.1
9	16	AN Jiabao	CHN	1	20:20.2 (12)	+9.7	2	40:25.5 (5)	+1.8	<b>59:46.8</b>	+26.1
10	22	PONTE Fernando	BRA	1	20:17.7 (8)	+7.2	2	40:26.9 (8)	+3.2	<b>59:58.7</b>	+38.0
11	9	CHERVYNSKIY Igor	UKR	1	20:21.0 (13)	+10.5	2	40:31.4 (13)	+7.7	<b>1:00:02.2</b>	+41.5
12	5	SANZULLO Pasquale	ITA	1	20:18.5 (10)	+8.0	2	40:29.9 (12)	+6.2	<b>1:00:55.0</b>	+1:34.3
13	6	MOHAMMAD Saleh	SYR	1	20:23.6 (15)	+13.1	2	40:56.3 (14)	+32.6	<b>1:01:38.6</b>	+2:17.9
14	14	ZU Lijun	CHN	1	20:23.4 (14)	+12.9	2	41:27.6 (15)	++	<b>1:02:40.3</b>	+3:19.6
15	1	HOFFMANN Chris	GER	1	21:40.7 (16)	++	2	44:59.3 (16)	++	<b>1:07:40.0</b>	+8:19.3
16	2	ESPINEL CRIOLLO Fernando Sebastian	ECU	1	22:21.5 (19)	++	2	45:55.8 (17)	++	<b>1:08:38.9</b>	+9:18.2
17	23	KLINDER Markus	GER	1	22:25.7 (21)	++	2	46:14.6 (21)	++	<b>1:08:54.8</b>	+9:34.1
18	3	GARCIA GANAN Alvaro	ESP	1	22:23.4 (20)	++	2	46:06.8 (20)	++	<b>1:08:58.9</b>	+9:38.2
19	10	LLERENA SANTOS Daryel Eduardo	ECU	1	22:19.8 (18)	++	2	46:05.7 (19)	++	<b>1:09:05.8</b>	+9:45.1
20	7	KENENBAYEV Kenessary	KAZ	1	22:18.0 (17)	++	2	46:03.9 (18)	++	<b>1:10:22.0</b>	+11:01.3
	19	GABADAGE Sulanjana Nadheera Perera	SRI	1	24:52.4 (22)	++	2	50:46.0 (22)	++	<b>OTL</b>	
	17	AHMED AHMED Vilal	ESP	1	24:52.6 (23)	++	2	50:48.7 (23)	++	<b>OTL</b>	
	18	VERANI Dario	ITA	1	20:16.0 (6)	+5.5	2	40:25.4 (4)	+1.7	<b>DSQ</b>	

Participants						Air Temperature [°C]	Water Temperature [°C]
Number of Entries / Nations	Finished	OTL	DNF	DSQ	DNS		
23 / 14	20	2		1		16.0	20.8

Legend:							
+	Gap or time behind	++	One minute or more behind split Time	DSQ	Disqualified	OTL	Out of Time Limit
Rk	Rank	Spl.	Split				



WUHAN 2019  
7th CISM Military World Games

East Lake Open-Water Swimming Venue  
东湖公开水域游泳场地

FRI 25 OCT 2019  
Start Time 13:00

Open Water Swimming

公开水域  
5 km Women  
女子5公里  
Final  
决赛



## Results (Individual) 成绩公告 (个人)

Rank	Race No	Name	Nation	Spl.	Time (Rk)	Gap	Spl.	Time (Rk)	Gap	Finish Time	Gap
1	7	CASSIGNOL Oceane	FRA	1	21:31.6 (7)	+6.3	2	43:04.3 (3)	+1.2	<b>1:03:14.2</b>	
2	3	PERSE Spela	SLO	1	21:27.7 (4)	+2.4	2	43:07.4 (8)	+4.3	<b>1:03:16.2</b>	+2.0
3	14	MARCELA Ana	BRA	1	21:30.6 (5)	+5.3	2	43:03.1 (1)		<b>1:03:17.8</b>	+3.6
4	5	HOU Yawen	CHN	1	21:32.5 (8)	+7.2	2	43:04.0 (2)	+0.9	<b>1:03:18.5</b>	+4.3
5	1	TETTAMANZI Alisia	ITA	1	21:31.0 (6)	+5.7	2	43:06.2 (7)	+3.1	<b>1:03:19.6</b>	+5.4
6	10	JOUISSE Caroline	FRA	1	21:25.6 (3)	+0.3	2	43:06.1 (6)	+3.0	<b>1:03:20.1</b>	+5.9
7	6	LORSCHUITTER Betina	BRA	1	21:25.5 (2)	+0.2	2	43:05.9 (5)	+2.8	<b>1:03:20.3</b>	+6.1
8	11	LV Jiayi	CHN	1	21:25.3 (1)		2	43:05.7 (4)	+2.6	<b>1:03:28.6</b>	+14.4
9	9	PANCHISHKO Krystyna	UKR	1	21:33.3 (9)	+8.0	2	43:07.9 (9)	+4.8	<b>1:04:09.9</b>	+55.7
10	12	de la TORRE COLLAGUAZO S.R.	ECU	1	25:06.7 (10)	++	2	51:28.6 (10)	++	<b>1:17:27.2</b>	+14:13.0
	2	MORALES HERRERA Dayana Elizabeth	ECU	1	25:25.4 (11)	++	2	52:26.7 (11)	++	<b>OTL</b>	
	4	FRANCO Alice	ITA	1			2			<b>DNS</b>	
	8	BURSKA Justyna	POL	1			2			<b>DNS</b>	
	13	SPIWOKS Jeannette	GER	1			2			<b>DNS</b>	

Number of Entries / Nations	Participants					Air Temperature [°C]	Water Temperature [°C]
	Finished	OTL	DNF	DSQ	DNS		
14 / 9	10	1			3	16.0	20.8

### Legend:

**+** Gap or time behind      **++** One minute or more behind split Time      **DNS** Did Not Start      **OTL** Out of Time Limit  
**Rk** Rank      **Spl.** Split

## Results (Individual)

### 成绩公告 (个人)

Rank	Race No	Name	Nation	Spl.	Time (Rk)	Gap	Spl.	Time (Rk)	Gap	Spl.	Time (Rk)	Gap	Finish Time	Gap
1	11	REYMOND Axel	FRA	1	20:02.2 (5)	+3.7	2	40:06.8 (5)	+11.3	3	59:42.3 (4)	+7.0	<b>1:57:26.2</b>	
				4	1:19:24.1 (5)	+8.4	5	1:39:00.5 (1)						
2	15	EVSIKOV Anton	RUS	1	20:03.7 (8)	+5.2	2	40:04.9 (4)	+9.4	3	59:41.9 (3)	+6.6	<b>1:57:29.4</b>	+3.2
				4	1:19:19.6 (3)	+3.9	5	1:39:02.1 (2)	+1.6					
3	7	DO CARMO Allan	BRA	1	20:01.6 (4)	+3.1	2	40:08.8 (7)	+13.3	3	59:47.2 (8)	+11.9	<b>1:57:34.7</b>	+8.5
				4	1:19:25.9 (7)	+10.2	5	1:39:03.9 (3)	+3.4					
4	4	VERANI Dario	ITA	1	20:07.1 (10)	+8.6	2	40:08.5 (6)	+13.0	3	59:44.6 (5)	+9.3	<b>1:57:37.1</b>	+10.9
				4	1:19:22.9 (4)	+7.2	5	1:39:04.1 (5)	+3.6					
5	6	COLONESE Victor	BRA	1	20:03.4 (7)	+4.9	2	40:01.0 (2)	+5.5	3	59:45.1 (6)	+9.8	<b>1:57:38.1</b>	+11.9
				4	1:19:24.7 (6)	+9.0	5	1:39:05.7 (7)	+5.2					
6	19	KHUDYAKOV Vitaliy	KAZ	1	20:00.0 (3)	+1.5	2	40:16.8 (12)	+21.3	3	59:46.1 (7)	+10.8	<b>1:57:41.3</b>	+15.1
				4	1:19:28.5 (10)	+12.8	5	1:39:04.9 (6)	+4.4					
7	8	PARK Seokhyun	KOR	1	19:59.7 (2)	+1.2	2	39:55.5 (1)		3	59:35.3 (1)		<b>1:58:26.1</b>	+59.9
				4	1:19:15.7 (1)		5	1:39:04.0 (4)	+3.5					
8	3	QIAO Zhongyi	CHN	1	19:58.5 (1)		2	40:02.2 (3)	+6.7	3	59:39.2 (2)	+3.9	<b>1:58:39.6</b>	+1:13.4
				4	1:19:18.2 (2)	+2.5	5	1:39:06.4 (8)	+5.9					
9	20	PIELOWSKI Krzysztof	POL	1	20:05.4 (9)	+6.9	2	40:10.0 (8)	+14.5	3	59:47.7 (9)	+12.4	<b>1:58:40.6</b>	+1:14.4
				4	1:19:27.7 (8)	+12.0	5	1:39:06.8 (9)	+6.3					
10	2	CHENG Gong	CHN	1	20:02.4 (6)	+3.9	2	40:10.4 (9)	+14.9	3	59:49.5 (10)	+14.2	<b>1:59:00.3</b>	+1:34.1
				4	1:19:27.8 (9)	+12.1	5	1:39:32.1 (11)	+31.6					
11	18	CHERVYNSKIY Igor	UKR	1	20:07.3 (11)	+8.8	2	40:15.6 (11)	+20.1	3	59:50.9 (11)	+15.6	<b>1:59:46.2</b>	+2:20.0
				4	1:19:29.8 (11)	+14.1	5	1:39:30.4 (10)	+29.9					
12	22	MOHAMMAD Saleh	SYR	1	20:07.8 (12)	+9.3	2	40:12.5 (10)	+17.0	3	59:52.5 (12)	+17.2	<b>2:01:06.6</b>	+3:40.4
				4	1:19:31.6 (12)	+15.9	5	1:39:45.1 (12)	+44.6					
13	12	HOFFMANN Chris	GER	1	20:48.2 (13)	+49.7	2	43:21.5 (13)	++	3	1:06:20.6 (13)	++	<b>2:17:20.2</b>	+19:54.0
				4	1:29:49.3 (13)	++	5	1:53:56.9 (13)	++					
14	10	KLINDER Markus	GER	1	22:06.4 (17)	++	2	45:15.7 (17)	++	3	1:08:57.0 (14)	++	<b>2:23:09.2</b>	+25:43.0
				4	1:33:03.1 (14)	++	5	1:58:01.9 (14)	++					
15	14	GARCIA GANAN Alvaro	ESP	1	22:00.2 (14)	++	2	45:13.2 (16)	++	3	1:09:03.6 (17)	++	<b>2:23:39.5</b>	+26:13.3
				4	1:33:06.5 (15)	++	5	1:58:13.1 (15)	++					
	16	LLERENA SANTOS Daryel Eduardo	ECU	1	22:04.4 (16)	++	2	45:12.9 (15)	++	3	1:09:01.8 (16)	++	<b>OTL</b>	
				4	1:33:41.2 (16)	++	5	2:01:10.0 (16)	++					
	9	ESPINEL CRIOLLO Fernando Sebastian	ECU	1	22:02.5 (15)	++	2	45:11.0 (14)	++	3	1:08:59.9 (15)	++	<b>OTL</b>	
				4	1:33:45.3 (17)	++	5	2:01:12.8 (17)	++					



## Results (Individual)

### 成绩公告 (个人)

Rank	Race No	Name	Nation	Spl.	Time (Rk)	Gap	Spl.	Time (Rk)	Gap	Spl.	Time (Rk)	Gap	Finish Time	Gap
	5	KENENBAYEV Kenessary	KAZ	1	22:14.1 (18)	++	2	47:10.0 (18)	++	3	1:14:07.3 (18)	++	OTL	
				4	1:40:55.2 (18)	++	5	2:09:03.9 (18)	++					
	13	AHMED AHMED Vilal	ESP	1	23:32.2 (19)	++	2	49:42.9 (19)	++	3	1:16:52.1 (19)	++	OTL	
				4	1:45:09.3 (19)	++	5	2:15:15.0 (19)	++					
	21	WARNAKULASOORIYAGE Vimal Kumara	SRI	1	25:03.0 (21)	++	2	51:27.8 (21)	++	3	1:18:15.4 (21)	++	OTL	
				4	1:47:51.5 (20)	++	5	2:20:02.6 (20)	++					
	1	DISSANAYAKA MUDIYANSELAGE Gunasena	SRI	1	25:00.5 (20)	++	2	51:25.4 (20)	++	3	1:18:14.6 (20)	++	OTL	
				4	1:47:54.5 (21)	++	5	2:20:07.4 (21)	++					
	17	SANZULLO Pasquale	ITA	1			2			3			DNS	
				4			5							

Participants						Air Temperature [°C]	Water Temperature [°C]
Number of Entries / Nations	Finished	OTL	DNF	DSQ	DNS		
22 / 14	15	6			1	21.0	21.8

Legend:							
+	Gap or time behind	++	One minute or more behind split Time	DNS	Did Not Start	OTL	Out of Time Limit
Rk	Rank	Spl.	Split				

Results (Individual)  
成绩公告 (个人)

Rank	Race No	Name	Nation	Spl.	Time (Rk)	Gap	Spl.	Time (Rk)	Gap	Spl.	Time (Rk)	Gap	Finish Time	Gap
1	13	MARCELA Ana	BRA	1	20:45.0 (1)		2	41:43.9 (1)		3	1:03:30.9 (2)	+2.5	2:06:08.5	
				4	1:25:10.8 (3)	+3.6	5	1:46:26.0 (2)	+1.8					
2	8	CASSIGNOL Oceane	FRA	1	20:56.5 (6)	+11.5	2	41:45.3 (2)	+1.4	3	1:03:28.4 (1)		2:06:08.7	+0.2
				4	1:25:09.3 (2)	+2.1	5	1:46:24.2 (1)						
3	9	JOUISSE Caroline	FRA	1	20:58.6 (8)	+13.6	2	41:52.6 (9)	+8.7	3	1:03:37.1 (10)	+8.7	2:06:14.5	+6.0
				4	1:25:07.2 (1)		5	1:46:31.0 (5)	+6.8					
4	4	YAN Siyu	CHN	1	20:52.2 (4)	+7.2	2	41:47.4 (4)	+3.5	3	1:03:31.1 (3)	+2.7	2:06:14.9	+6.4
				4	1:25:11.5 (5)	+4.3	5	1:46:26.7 (3)	+2.5					
5	5	DONG Fuwei	CHN	1	20:47.0 (2)	+2.0	2	41:46.3 (3)	+2.4	3	1:03:34.4 (7)	+6.0	2:06:23.2	+14.7
				4	1:25:13.1 (8)	+5.9	5	1:46:28.6 (4)	+4.4					
6	7	TETTAMANZI Alisia	ITA	1	21:02.5 (10)	+17.5	2	41:51.7 (8)	+7.8	3	1:03:32.3 (4)	+3.9	2:06:47.3	+38.8
				4	1:25:12.9 (7)	+5.7	5	1:46:33.8 (7)	+9.6					
7	2	SPIWOKS Jeannette	GER	1	20:49.2 (3)	+4.2	2	41:48.5 (6)	+4.6	3	1:03:32.4 (5)	+4.0	2:06:49.4	+40.9
				4	1:25:11.3 (4)	+4.1	5	1:46:32.0 (6)	+7.8					
8	11	PANCHISHKO Krystyna	UKR	1	20:57.9 (7)	+12.9	2	41:49.7 (7)	+5.8	3	1:03:35.5 (9)	+7.1	2:07:42.8	+1:34.3
				4	1:25:14.5 (9)	+7.3	5	1:46:37.8 (9)	+13.6					
9	3	LORSCHAITTER Betina	BRA	1	20:56.0 (5)	+11.0	2	41:48.1 (5)	+4.2	3	1:03:32.9 (6)	+4.5	2:08:38.0	+2:29.5
				4	1:25:12.3 (6)	+5.1	5	1:46:36.2 (8)	+12.0					
10	6	FRANCO Alice	ITA	1	21:01.2 (9)	+16.2	2	41:54.1 (10)	+10.2	3	1:03:35.3 (8)	+6.9	2:15:30.8	+9:22.3
				4	1:26:50.7 (10)	++	5	1:51:21.0 (10)	++					
11	1	BURSKA Justyna	POL	1	21:39.6 (11)	+54.6	2	45:29.6 (11)	++	3	1:09:42.1 (11)	++	2:23:23.2	+17:14.7
				4	1:34:24.6 (11)	++	5	1:59:20.1 (11)	++					
	12	de la TORRE COLLAGUAZO S.R.	ECU	1	24:29.0 (12)	++	2	50:21.0 (12)	++	3	1:16:55.7 (12)	++	OTL	
				4	1:44:43.4 (12)	++	5	2:13:05.5 (12)	++					
	10	MORALES HERRERA Dayana Elizabeth	ECU	1	24:33.6 (13)	++	2	50:27.7 (13)	++	3	1:17:12.3 (13)	++	OTL	
				4	1:45:25.3 (13)	++	5	2:15:02.4 (13)	++					

Participants						Air Temperature [°C]	Water Temperature [°C]
Number of Entries / Nations	Finished	OTL	DNF	DSQ	DNS		
13 / 8	11	2				17.0	21.0

<b>Legend:</b>	<b>+</b> Gap or time behind	<b>++</b> One minute or more behind split Time	<b>OTL</b> Out of Time Limit	<b>Rk</b> Rank
<b>Spl.</b>	Split			

### Detailed Results

详细成绩公告

Rank	Name	NAT	Dive No.	DD	Judge's Score							Dive Points	Dive Rank	Total Points	Overall Rank	Points Behind	Points
					J1	J2	J3	J4	J5	J6	J7						
1	WANG Zongyuan	CHN	5335D	3.0	9.0	8.0	8.0	8.5	8.5	8.5	8.0	75.00	1	75.00	1		468.15
			205C	3.0	8.5	8.0	8.0	7.5	7.5	7.5	7.5	69.00	3	144.00	2	3.00	
			305B	3.2	8.5	8.5	8.5	8.0	8.0	8.5	8.5	81.60	1	225.60	2	3.00	
			405B	3.4	8.5	9.0	8.0	8.5	9.0	8.5	8.5	86.70	1	312.30	1		
			107B	3.3	7.5	7.5	7.5	7.5	8.0	6.5	7.0	74.25	2	386.55	2	1.30	
			5152B	3.2	8.5	8.0	8.5	8.5	8.5	8.0	8.5	81.60	1	468.15	1		
2	MA Depeng	CHN	5335D	3.0	8.5	8.5	8.5	8.0	8.0	8.0	8.5	75.00	1	75.00	1		452.35
			305C	3.0	8.0	8.0	7.5	7.5	8.0	8.5	8.5	72.00	2	147.00	1		
			405B	3.4	8.0	8.5	8.0	7.5	8.0	8.0	8.0	81.60	1	228.60	1		
			107B	3.3	8.0	7.5	8.5	8.5	8.5	8.0	8.0	80.85	2	309.45	2	2.85	
			5152B	3.2	8.0	8.5	8.5	8.0	8.0	8.0	8.5	78.40	1	387.85	1		
			205C	3.0	7.0	7.0	7.5	7.0	7.5	8.0	7.0	64.50	3	452.35	2	15.80	
3	KOLODIY Oleg	UKR	405C	3.1	7.0	7.0	7.0	7.5	7.0	7.0	7.5	65.10	5	65.10	5	9.90	399.85
			107B	3.3	7.5	7.5	7.5	7.5	8.0	7.0	8.0	74.25	1	139.35	3	7.65	
			205C	3.0	7.0	7.0	7.5	7.0	7.5	6.5	7.5	64.50	3	203.85	3	24.75	
			305C	3.0	8.0	8.0	8.5	8.0	8.0	8.0	8.5	72.00	3	275.85	3	36.45	
			5152B	3.2	7.5	7.5	7.5	7.5	7.5	7.5	7.5	72.00	3	347.85	3	40.00	
			5134D	2.6	6.5	6.5	7.0	7.0	7.0	6.0	6.5	52.00	9	399.85	3	68.30	
4	BARTHEL Timo	GER	205C	3.0	5.0	5.5	5.0	4.5	5.0	5.0	5.0	45.00	12	45.00	12	30.00	361.35
			305C	3.0	6.5	7.0	7.5	7.0	7.0	6.5	7.5	63.00	4	108.00	7	39.00	
			5335D	3.0	7.0	7.0	7.0	7.0	7.0	6.5	7.0	63.00	4	171.00	5	57.60	
			107C	3.0	7.0	7.5	7.5	7.5	7.5	7.5	7.5	67.50	5	238.50	5	73.80	
			5152B	3.2	6.5	6.5	6.0	6.5	6.5	6.0	6.5	62.40	6	300.90	6	86.95	
			405C	3.1	6.5	7.0	7.0	6.5	6.5	6.5	6.0	60.45	6	361.35	4	106.80	
5	NAZIN Sergey	RUS	405C	3.1	8.0	8.0	8.0	8.0	8.0	8.0	8.5	74.40	3	74.40	3	0.60	359.50
			105B	2.6	8.0	8.0	7.0	7.0	7.5	7.5	8.0	59.80	6	134.20	4	12.80	
			305C	3.0	6.0	6.0	6.0	6.0	6.0	6.0	6.5	54.00	8	188.20	4	40.40	
			205C	3.0	7.0	7.0	6.5	7.0	7.0	6.5	6.5	61.50	7	249.70	4	62.60	
			5152B	3.2	5.5	6.0	5.5	5.5	5.5	5.5	5.5	52.80	10	302.50	5	85.35	
			107C	3.0	5.5	6.5	6.0	6.5	6.5	5.0	6.5	57.00	7	359.50	5	108.65	
6	SOUZA Isaac	BRA	405C	3.1	7.5	7.0	7.5	7.5	7.5	7.5	7.0	69.75	4	69.75	4	5.25	352.50
			205C	3.0	3.5	2.0	4.5	4.5	4.0	4.5	4.0	37.50	12	107.25	9	39.75	
			105B	2.6	7.5	7.5	7.5	7.5	7.5	7.0	7.5	58.50	7	165.75	7	62.85	
			305C	3.0	8.0	7.5	7.5	8.0	8.0	7.5	9.0	70.50	4	236.25	6	76.05	
			107C	3.0	7.5	7.5	6.5	7.5	7.0	7.5	8.0	67.50	5	303.75	4	84.10	
			5233D	2.5	6.0	6.5	6.5	7.0	6.0	6.5	6.5	48.75	11	352.50	6	115.65	
7	RINALDI Tommaso	ITA	105B	2.6	8.0	7.5	7.5	7.5	7.5	7.5	8.0	58.50	6	58.50	6	16.50	332.05
			5333D	2.6	7.0	7.0	7.0	7.0	7.5	7.0	7.0	54.60	7	113.10	5	33.90	
			203B	2.3	7.5	7.5	7.5	7.5	7.5	7.5	7.5	51.75	9	164.85	8	63.75	
			305C	3.0	3.5	4.0	4.0	5.0	5.0	4.0	4.0	36.00	10	200.85	9	111.45	
			405C	3.1	7.5	7.5	7.5	7.0	7.5	7.0	7.0	68.20	4	269.05	7	118.80	
			107C	3.0	7.0	7.0	6.5	7.0	7.5	7.0	7.5	63.00	4	332.05	7	136.10	
8	SEIDEL Frithjof	GER	413B	2.9	6.0	6.5	7.5	6.5	6.5	6.5	6.5	56.55	8	56.55	8	18.45	329.05
			305C	3.0	5.5	5.5	5.0	6.0	5.5	6.0	6.0	51.00	8	107.55	8	39.45	
			5152B	3.2	6.5	6.5	6.5	7.0	6.5	6.5	6.0	62.40	5	169.95	6	58.65	
			203B	2.3	5.0	5.5	4.5	4.5	5.0	5.5	5.5	35.65	11	205.60	8	106.70	
			405C	3.1	7.0	6.5	6.5	6.5	7.0	6.5	6.5	60.45	7	266.05	8	121.80	
			107C	3.0	7.5	7.0	7.5	7.0	6.5	7.0	7.0	63.00	4	329.05	8	139.10	
9	CRISTOFORI Adriano Ruslan	ITA	105B	2.6	7.0	7.5	7.5	7.5	7.5	7.5	58.50	6	58.50	6	16.50	312.90	

Detailed Results  
详细成绩公告

Rank	Name	NAT	Dive No.	DD	Judge's Score							Dive Points	Dive Rank	Total Points	Overall Rank	Points Behind	Points
					J1	J2	J3	J4	J5	J6	J7						
			107C	3.0	4.5	4.5	5.0	5.0	4.5	5.5	4.5	42.00	9	100.50	10	46.50	
			5152B	3.2	6.5	6.5	7.0	6.5	6.0	6.0	6.0	60.80	6	161.30	9	67.30	
			205C	3.0	5.5	5.5	6.5	6.0	5.5	5.5	5.5	49.50	8	210.80	7	101.50	
			305C	3.0	4.5	6.0	6.5	6.0	6.0	5.5	5.5	52.50	11	263.30	9	124.55	
			405C	3.1	5.5	4.5	5.0	5.5	5.5	5.5	4.5	49.60	10	312.90	9	155.25	
10	NAUROZAU Yury	BLR	405C	3.1	5.0	5.5	5.5	6.0	5.5	5.5	4.5	51.15	10	51.15	10	23.85	311.75
			107C	3.0	4.0	4.5	5.0	4.5	4.5	4.5	5.0	40.50	11	91.65	12	55.35	
			205C	3.0	4.0	4.0	4.0	4.0	3.5	4.0	4.5	36.00	12	127.65	12	100.95	
			305C	3.0	7.0	7.0	7.0	7.0	7.0	6.5	7.0	63.00	6	190.65	10	121.65	
			5335D	3.0	6.5	6.0	6.5	6.0	6.0	7.0	6.0	55.50	8	246.15	10	141.70	
			5152B	3.2	7.0	6.5	7.5	7.5	6.5	6.5	7.0	65.60	2	311.75	10	156.40	
11	RONDINELLI Jackson	BRA	5233D	2.5	7.0	7.0	7.5	7.0	7.0	6.5	6.5	52.50	9	52.50	9	22.50	290.70
			203B	2.3	6.0	6.0	6.0	6.5	6.0	5.0	6.0	41.40	10	93.90	11	53.10	
			303B	2.4	6.0	6.5	6.5	7.0	6.0	6.0	6.0	44.40	10	138.30	11	90.30	
			403B	2.4	6.0	6.0	6.0	6.5	6.0	6.5	6.0	43.20	9	181.50	11	130.80	
			105B	2.6	7.0	7.0	7.0	7.0	7.0	7.0	7.5	54.60	9	236.10	11	151.75	
			5134D	2.6	7.0	7.0	7.0	7.0	6.5	7.0	6.0	54.60	8	290.70	11	177.45	
12	RAMANANDA SHARMA KONGBIRLATPAM	IND	105B	2.6	5.5	6.0	6.5	6.5	6.5	5.0	6.0	48.10	11	48.10	11	26.90	271.85
			405C	3.1	6.0	6.5	7.0	6.5	6.5	6.5	6.5	60.45	5	108.55	6	38.45	
			5152B	3.2	4.0	3.5	5.5	4.5	4.0	5.0	3.5	40.00	11	148.55	10	80.05	
			205C	3.0	3.5	3.5	3.5	4.0	3.5	3.5	3.5	31.50	12	180.05	12	132.25	
			305C	3.0	5.0	5.5	5.5	5.0	4.0	5.0	4.0	45.00	12	225.05	12	162.80	
			5333D	2.6	6.0	5.0	6.0	6.0	5.5	6.0	6.0	46.80	12	271.85	12	196.30	

Legend:

DD	Degree of difficulty	DNS	Did Not Start	DSQ	Disqualified	Jn	Judge number n
No.	Number						

Detailed Results  
详细成绩公告

Rank	Name	NAT	Dive No.	DD	Judge's Score							Dive Points	Dive Rank	Total Points	Overall Rank	Points Behind	Points
					J1	J2	J3	J4	J5	J6	J7						
1	HUANG Xiaohui	CHN	403B	2.4	7-0	7-0	7.0	7-5	7.0	7.0	7-0	50.40	4	50.40	4	9.60	305.70
			105B	2.6	8-0	8-5	8-5	8.0	8.5	8-0	8.5	65.00	1	115.40	3	4.60	
			305C	3.0	8-0	8-5	8.5	8.0	8-5	8.5	8-0	75.00	1	190.40	1		
			5333D	2.6	8-0	8.0	7-5	8-5	8.0	8.0	8-5	62.40	2	252.80	1		
			203B	2.3	6-5	7-5	7.5	8-5	8-0	8.0	7.5	52.90	3	305.70	1		
2	CHANG Yani	CHN	403B	2.4	8-5	8-0	8-5	8.0	8.5	8.5	8-0	60.00	1	60.00	1		303.30
			105B	2.6	8-5	7.5	7-5	8-5	7.5	7.5	7-0	58.50	3	118.50	2	1.50	
			203B	2.3	9-0	8-0	8-0	8-5	8.5	8.5	8.0	57.50	2	176.00	2	14.40	
			305C	3.0	7.5	7-0	7.5	8-5	8-5	7.5	7-0	67.50	1	243.50	2	9.30	
			5333D	2.6	7.5	7.5	8.0	8-0	8-0	7-0	7-5	59.80	2	303.30	2	2.40	
3	ILINYKH Kristina	RUS	403B	2.4	8.0	8-5	8-0	7-5	8.0	8.0	8-0	57.60	2	57.60	2	2.40	298.80
			105B	2.6	8-5	8.0	8-0	7-5	8.0	8.0	7-0	62.40	2	120.00	1		
			203B	2.3	8-5	8.0	8.0	7-5	8-5	7-5	8.0	55.20	3	175.20	3	15.20	
			303B	2.4	9-0	8.5	8-0	8-0	8.5	8.5	8-5	61.20	3	236.40	3	16.40	
			5134D	2.6	8-0	8.0	8.0	6-5	7-5	8.0	8-0	62.40	1	298.80	3	6.90	
4	OETTINGHAUS Saskia	GER	403B	2.4	7.0	7-5	7.0	6-5	7.0	7-5	6-5	50.40	4	50.40	4	9.60	231.85
			105B	2.6	5-0	5.5	6-0	6.0	6-0	5-0	5.0	42.90	8	93.30	8	26.70	
			5134D	2.6	6-0	6-5	6-5	6.0	6.0	6-0	6.5	48.10	4	141.40	4	49.00	
			303B	2.4	6-0	6-0	7-0	6.5	7-0	6.5	6.0	45.60	6	187.00	4	65.80	
			203B	2.3	6-5	6-0	6-0	6.5	6.5	6.5	6-5	44.85	5	231.85	4	73.85	
5	ROTHER Jana Lisa	GER	403B	2.4	6.5	6.5	6.5	6-5	6-0	7-0	6-0	46.80	7	46.80	7	13.20	229.45
			105B	2.6	6-5	6.0	6-5	6-0	6.0	5-5	6.0	46.80	5	93.60	7	26.40	
			5333D	2.6	5-5	5-5	5.5	6-0	6.0	5.5	6-0	44.20	5	137.80	5	52.60	
			303B	2.4	7-0	6-0	7-5	6-0	6.5	6.5	6.5	46.80	5	184.60	5	68.20	
			203B	2.3	7-0	6.5	6-5	7-0	6.5	6.5	6-0	44.85	5	229.45	5	76.25	
6	LIRA Luana	BRA	403B	2.4	6.5	6-5	7-0	6-0	6.5	7-0	6.5	46.80	7	46.80	7	13.20	227.45
			203B	2.3	6.5	6-5	5-0	5-5	6-5	6.0	6.0	42.55	9	89.35	9	30.65	
			303B	2.4	6-0	6.0	5-5	7-0	6.0	6.0	6-0	43.20	6	132.55	8	57.85	
			5333D	2.6	6-5	6-5	6.5	6-5	6.5	6.5	6-5	50.70	4	183.25	6	69.55	
			105B	2.6	5.5	5-5	6-0	6.0	6-0	5.5	5-0	44.20	7	227.45	6	78.25	
7	ANCA Serb	ROU	403B	2.4	6-0	7-0	6.5	6.0	6-5	6.0	5-5	44.40	10	44.40	10	15.60	227.00
			105C	2.4	6-5	7.0	7-0	6-0	7.0	7.0	7-0	50.40	4	94.80	6	25.20	
			203B	2.3	5-5	6-0	6-0	6.0	5.5	5-5	5.5	39.10	8	133.90	7	56.50	
			303B	2.4	6-5	6-5	6.5	6.0	6-0	6.5	6-0	45.60	6	179.50	7	73.30	
			5233D	2.5	6-5	6-0	7-0	6.0	6.5	6.5	6-0	47.50	4	227.00	7	78.70	
8	CHUINYSHENA Anna	RUS	403B	2.4	7-0	6-5	7.0	7-0	6-5	7.0	6.5	49.20	6	49.20	6	10.80	191.95
			105B	2.6	5-5	6-0	6.0	6.0	6-5	6-5	6.0	46.80	5	96.00	4	24.00	
			203B	2.3	4-0	4.5	4-5	5-0	4.0	4.0	3-5	28.75	9	124.75	9	65.65	
			303B	2.4	4.5	2-5	4-5	3.5	4-5	3.5	3-0	27.60	9	152.35	8	100.45	
			5132D	2.2	5-5	6-0	6.0	6-0	6.0	6.0	5-5	39.60	10	191.95	8	113.75	
9	di MARIA JODOIN Sarah	ITA	403B	2.4	6-5	7-0	6-0	6.0	6.5	6.5	6-0	45.60	9	45.60	9	14.40	184.90
			105B	2.6	5-0	4.5	3-5	6-0	5.0	4-0	4.0	35.10	10	80.70	10	39.30	
			203B	2.3	2.5	3-0	2-5	2.5	3-0	2.5	2-0	17.25	10	97.95	10	92.45	
			303B	2.4	6-0	5-5	6.0	6-0	6.0	6.0	6-0	43.20	8	141.15	9	111.65	
			5233D	2.5	6-0	5-0	6.0	6-0	6.0	5.5	5-0	43.75	8	184.90	9	120.80	
10	GALERA Tammy	BRA	403B	2.4	7-0	7-5	7.0	7-5	7.0	7.5	7-0	51.60	3	51.60	3	8.40	180.70
			203B	2.3	6-0	6-5	6.5	6.0	6-5	6.5	6-0	43.70	7	95.30	5	24.70	
			5233D	2.5	6-0	5-5	5.5	5-5	6.0	5.5	6-0	42.50	7	137.80	5	52.60	





Detailed Results  
详细成绩公告

Rank	Name	NAT	Dive No.	DD	Judge's Score							Dive Points	Dive Rank	Total Points	Overall Rank	Points Behind	Points
					J1	J2	J3	J4	J5	J6	J7						
			303B	2.4	0-0	0-0	0.0	0-0	0.0	0.0	0-0	0.00	10	137.80	10	115.00	
			105B	2.6	6-0	5.5	5-5	5-0	5.5	5-5	42.90	9	180.70	10	125.00		

Legend:

<b>DD</b>	Degree of difficulty	<b>DNS</b>	Did Not Start	<b>DSQ</b>	Disqualified	<b>Jn</b>	Judge number n
<b>No.</b>	Number						

Detailed Results  
详细成绩公告

Rank	Name	NAT	Dive No.	DD	Judge's Score							Dive Points	Dive Rank	Total Points	Overall Rank	Points Behind	Points	
					J1	J2	J3	J4	J5	J6	J7							
1	XIE Siyi	CHN	5154B	3.4	9.0	9.0	9.0	9.0	9.0	9.0	9.0	9.0	91.80	1	91.80	1		556.75
			5353B	3.3	9.5	9.0	9.0	9.5	9.0	9.0	8.0	89.10	1	180.90	1			
			207C	3.6	8.5	9.0	8.5	8.5	8.0	8.5	8.5	91.80	1	272.70	1			
			307C	3.5	9.0	9.5	9.0	9.0	9.0	9.5	9.0	94.50	1	367.20	1			
			407B	3.7	8.0	8.0	7.5	8.0	8.0	7.5	7.5	86.95	2	454.15	1			
			109C	3.8	9.0	8.5	9.0	9.5	9.0	9.0	9.5	102.60	1	556.75	1			
2	WANG Zongyuan	CHN	5154B	3.4	8.0	8.0	7.5	7.5	8.0	8.0	7.5	79.90	2	79.90	2	11.90	502.90	
			307C	3.5	8.0	8.0	7.5	8.5	7.0	8.0	8.0	84.00	2	163.90		2		17.00
			207C	3.6	6.0	6.0	5.5	6.5	6.5	6.0	6.0	64.80	3	228.70		2		44.00
			5337D	3.5	9.0	8.5	9.0	9.0	8.5	8.5	8.5	91.00	2	319.70		2		47.50
			407C	3.4	9.0	8.5	9.0	9.0	8.5	9.0	8.5	90.10	1	409.80		2		44.35
			109C	3.8	8.5	8.0	8.0	8.5	8.0	8.5	7.5	93.10	2	502.90		2		53.85
3	NAUROZAU Yuri	BLR	107B	3.1	7.0	7.5	7.5	7.5	7.5	7.0	7.0	68.20	3	68.20	3	23.60	381.80	
			205B	3.0	5.5	5.5	6.0	6.0	6.0	6.5	54.00	7	122.20	6		58.70		
			305B	3.0	6.0	6.0	6.5	6.0	6.0	6.5	6.5	55.50	6	177.70		6		95.00
			407C	3.4	6.5	7.0	7.0	6.5	6.5	6.5	6.5	66.30	6	244.00		4		123.20
			5154B	3.4	7.5	7.5	7.5	7.0	7.0	7.0	7.5	74.80	3	318.80		3		135.35
			405B	3.0	7.0	7.5	7.5	7.0	7.0	7.0	7.0	63.00	5	381.80		3		174.95
4	AUBER Gabriele	ITA	305B	3.0	7.0	7.0	7.5	8.0	7.5	7.0	7.0	64.50	5	64.50	5	27.30	368.30	
			405B	3.0	7.0	7.5	7.0	7.5	7.0	7.0	7.0	63.00	4	127.50		5		53.40
			107B	3.1	6.5	5.5	6.5	4.5	6.5	6.5	6.0	58.90	5	186.40		4		86.30
			5337D	3.5	7.0	7.0	6.5	7.0	6.5	7.0	7.0	73.50	3	259.90		3		107.30
			205B	3.0	6.0	6.0	6.5	6.0	6.0	6.0	6.0	54.00	9	313.90		4		140.25
			5154B	3.4	5.5	5.0	6.0	5.5	5.0	5.5	5.0	54.40	8	368.30		4		188.45
5	HERZOG Nico Rene	GER	405B	3.0	6.5	6.5	6.5	6.5	6.5	7.0	6.5	58.50	9	58.50	9	33.30	362.40	
			107B	3.1	7.0	7.5	7.5	7.5	7.0	7.5	7.5	69.75	3	128.25		3		52.65
			205B	3.0	5.5	6.5	5.5	5.5	4.0	6.0	5.5	49.50	8	177.75		5		94.95
			305B	3.0	7.5	7.0	7.5	7.0	7.5	7.0	7.5	66.00	7	243.75		5		123.45
			307C	3.5	4.5	4.5	4.5	4.5	4.5	5.0	5.0	47.25	10	291.00		7		163.15
			5154B	3.4	7.0	6.5	6.0	7.0	7.0	7.0	7.0	71.40	3	362.40		5		194.35
6	RINALDI Tommaso	ITA	107B	3.1	7.0	7.0	7.5	7.0	7.0	7.5	6.5	65.10	4	65.10	4	26.70	362.20	
			5152B	3.0	7.0	7.0	7.0	7.0	7.0	7.5	7.0	63.00	4	128.10		4		52.80
			405B	3.0	7.0	7.5	7.5	7.5	7.5	7.5	7.0	67.50	2	195.60		3		77.10
			205B	3.0	5.5	5.0	5.0	5.0	4.5	5.0	4.5	45.00	9	240.60		6		126.60
			305B	3.0	6.0	6.5	6.0	6.0	6.5	6.5	7.0	57.00	6	297.60		5		156.55
			407C	3.4	6.0	6.5	6.5	6.5	6.0	6.0	6.5	64.60	4	362.20		6		194.55
7	NIKOLAEV Nikita	RUS	405B	3.0	7.0	6.5	7.0	7.5	7.0	7.0	7.0	63.00	6	63.00	6	28.80	353.00	
			5152B	3.0	6.0	6.5	6.5	6.5	6.0	6.5	6.5	58.50	6	121.50		7		59.40
			5154B	3.4	5.0	4.0	5.0	4.5	5.0	4.0	4.5	47.60	9	169.10		7		103.60
			205B	3.0	7.5	8.0	7.5	7.5	8.0	8.0	7.5	69.00	5	238.10		7		129.10
			307C	3.5	5.0	4.5	5.5	6.0	5.0	6.0	5.5	56.00	7	294.10		6		160.05
			107B	3.1	6.5	6.5	6.0	6.5	6.0	6.5	6.0	58.90	6	353.00		7		203.75
8	SOUZA Isaac	BRA	405B	3.0	6.5	7.5	7.0	7.0	7.0	7.0	7.0	63.00	6	63.00	6	28.80	336.75	
			107B	3.1	4.5	4.5	4.5	4.5	5.0	4.0	4.0	41.85	12	104.85		9		76.05
			205C	2.8	7.5	7.0	7.5	7.0	7.0	7.5	7.0	60.20	4	165.05		8		107.65
			305C	2.8	6.5	7.0	6.5	7.0	6.5	7.0	7.5	57.40	8	222.45		8		144.75
			5152B	3.0	6.5	6.0	6.5	6.0	5.5	6.0	6.5	55.50	8	277.95		8		176.20
			5235D	2.8	7.0	7.0	7.0	7.0	7.0	6.5	7.0	58.80	7	336.75		8		220.00
9	SEIDEL Frithjof	GER	107B	3.1	6.0	7.0	6.0	7.0	6.5	7.0	6.0	60.45	8	60.45	8	31.35	330.35	

Detailed Results  
详细成绩公告

Rank	Name	NAT	Dive No.	DD	Judge's Score							Dive Points	Dive Rank	Total Points	Overall Rank	Points Behind	Points
					J1	J2	J3	J4	J5	J6	J7						
			205B	3.0	6.0	6.0	5.5	6.0	6.0	6.5	6.0	54.00	7	114.45	8	66.45	
			305B	3.0	2.5	2.5	3.5	3.0	3.5	3.5	3.0	28.50	10	142.95	10	129.75	
			5154B	3.4	6.5	7.0	6.5	6.5	7.0	7.5	7.0	69.70	4	212.65	9	154.55	
			405B	3.0	7.0	7.0	7.5	7.0	7.0	7.5	8.0	64.50	5	277.15	9	177.00	
			109C	3.8	4.5	4.5	5.0	4.5	6.0	5.0	3.5	53.20	9	330.35	9	226.40	
10	RAMANANDA SHARMA KONGBIRLATPAM	IND	107B	3.1	5.5	5.5	5.0	6.0	6.5	5.5	6.0	52.70	11	52.70	11	39.10	257.50
			405B	3.0	5.0	4.5	5.0	5.0	4.5	4.5	4.5	42.00	11	94.70	11	86.20	
			5152B	3.0	6.0	6.0	6.0	6.0	6.0	5.5	6.0	54.00	7	148.70	9	124.00	
			205B	3.0	4.5	4.5	4.5	4.5	4.5	4.5	3.5	40.50	11	189.20	10	178.00	
			5154B	3.4	3.0	2.0	4.0	3.5	4.0	2.0	3.0	32.30	11	221.50	11	232.65	
			305B	3.0	4.0	4.0	4.5	4.0	2.0	4.5	4.0	36.00	11	257.50	10	299.25	
11	RONDINELLI Jackson	BRA	5152B	3.0	6.0	5.5	6.5	6.0	6.0	6.0	5.5	54.00	10	54.00	10	37.80	254.65
			205B	3.0	5.5	5.5	5.5	4.5	4.5	5.5	4.5	46.50	9	100.50	10	80.40	
			305B	3.0	2.5	3.0	3.0	3.0	2.5	2.5	3.0	25.50	12	126.00	11	146.70	
			405B	3.0	5.0	5.0	5.5	4.5	5.0	5.0	5.0	45.00	9	171.00	11	196.20	
			107B	3.1	7.0	7.5	7.5	7.5	6.5	7.0	7.0	66.65	4	237.65	10	216.50	
			5154B	3.4	4.5	2.5	2.0	2.0	1.5	4.5	1.5	17.00	12	254.65	11	302.10	
12	BALGHAITH Abdulaziz Khaled A	QAT	105B	2.4	5.0	5.5	6.0	5.5	5.5	5.5	5.5	39.60	12	39.60	12	52.20	217.10
			405C	2.7	5.5	5.5	6.0	5.0	5.0	5.0	5.5	43.20	10	82.80	12	98.10	
			107C	2.8	3.5	3.0	4.5	3.5	3.0	3.5	3.0	28.00	11	110.80	12	161.90	
			205B	3.0	3.5	4.0	4.5	4.0	4.5	4.5	4.0	37.50	12	148.30	12	218.90	
			305C	2.8	3.0	2.5	2.0	2.5	4.0	3.0	3.0	23.80	12	172.10	12	282.05	
			5152B	3.0	5.0	4.5	6.0	5.0	5.0	5.5	5.0	45.00	10	217.10	12	339.65	

Legend:

DD	Degree of difficulty	DNS	Did Not Start	DSQ	Disqualified	Jn	Judge number n
No.	Number						

Detailed Results  
详细成绩公告

Rank	Name	NAT	Dive No.	DD	Judge's Score							Dive Points	Dive Rank	Total Points	Overall Rank	Points Behind	Points
					J1	J2	J3	J4	J5	J6	J7						
1	HUANG Xiaohui	CHN	405B	3.0	8.0	<del>8.0</del>	8.0	<del>8.0</del>	8.0	<del>8.5</del>	<del>8.5</del>	72.00	1	72.00	1		356.40
			5152B	3.0	8.5	9.0	<del>8.5</del>	<del>8.0</del>	8.5	8.5	<del>8.5</del>	76.50	1	148.50	1		
			305B	3.0	6.0	<del>5.0</del>	6.0	<del>5.5</del>	<del>6.5</del>	5.5	<del>6.5</del>	52.50	4	201.00	2	9.85	
			107B	3.1	<del>8.5</del>	<del>8.0</del>	8.0	<del>8.0</del>	8.0	8.0	<del>8.5</del>	74.40	1	275.40	2	4.45	
			205B	3.0	9.0	9.0	9.0	9.5	9.0	9.0	9.0	81.00	1	356.40	1		
2	WEI Ying	CHN	405B	3.0	7.5	<del>8.0</del>	8.0	7.5	<del>7.5</del>	8.0	<del>8.0</del>	70.50	2	70.50	2	1.50	351.85
			205B	3.0	7.5	<del>8.0</del>	7.5	<del>7.5</del>	<del>6.5</del>	<del>8.0</del>	7.5	67.50	2	138.00	2	10.50	
			107B	3.1	7.5	<del>7.5</del>	<del>7.5</del>	8.0	8.0	9.0	<del>8.0</del>	72.85	1	210.85	1		
			305B	3.0	7.5	7.5	<del>8.0</del>	<del>8.0</del>	<del>7.0</del>	8.0	7.5	69.00	3	279.85	1		
			5152B	3.0	<del>8.5</del>	8.0	8.0	<del>8.0</del>	<del>7.5</del>	<del>8.5</del>	8.0	72.00	2	351.85	2	4.55	
3	ILINYKH Kristina	RUS	405C	2.7	<del>7.5</del>	<del>8.0</del>	<del>7.0</del>	<del>8.0</del>	8.0	8.0	7.5	63.45	3	63.45	3	8.55	327.95
			107B	3.1	6.5	<del>6.0</del>	7.0	<del>7.0</del>	<del>6.0</del>	6.5	<del>7.0</del>	62.00	3	125.45	3	23.05	
			205B	3.0	<del>7.0</del>	<del>7.5</del>	<del>7.0</del>	7.0	7.0	7.0	<del>7.0</del>	63.00	2	188.45	3	22.40	
			305B	3.0	<del>8.0</del>	8.0	8.0	<del>8.5</del>	<del>7.5</del>	8.0	<del>8.0</del>	72.00	2	260.45	3	19.40	
			5152B	3.0	<del>7.5</del>	<del>8.0</del>	<del>7.5</del>	7.5	7.5	7.5	<del>7.5</del>	67.50	3	327.95	3	28.45	
4	OETTINGHAUS Saskia	GER	405C	2.7	6.0	<del>6.0</del>	6.5	<del>6.5</del>	<del>6.0</del>	6.5	<del>6.5</del>	51.30	5	51.30	5	20.70	279.60
			5152B	3.0	<del>5.5</del>	6.5	<del>7.0</del>	<del>6.5</del>	<del>5.0</del>	6.0	6.0	55.50	4	106.80	4	41.70	
			107B	3.1	4.5	6.0	<del>6.0</del>	<del>6.0</del>	6.0	6.0	<del>6.0</del>	55.80	3	162.60	4	48.25	
			305B	3.0	<del>7.0</del>	7.0	<del>6.5</del>	<del>7.0</del>	7.0	7.0	<del>6.5</del>	63.00	4	225.60	4	54.25	
			205B	3.0	<del>5.5</del>	<del>6.0</del>	6.0	<del>6.0</del>	6.0	6.0	<del>5.5</del>	54.00	4	279.60	4	76.80	
5	LIRA Luana	BRA	405C	2.7	<del>6.0</del>	6.5	6.5	<del>6.5</del>	<del>5.5</del>	6.5	7.0	52.65	4	52.65	4	19.35	243.45
			205C	2.8	<del>6.0</del>	6.0	<del>6.0</del>	5.5	<del>5.0</del>	6.0	<del>5.5</del>	49.00	7	101.65	6	46.85	
			305B	3.0	4.5	4.5	<del>5.0</del>	4.0	<del>3.5</del>	4.0	<del>4.5</del>	39.00	8	140.65	7	70.20	
			107C	2.8	<del>5.5</del>	<del>6.0</del>	6.0	<del>6.5</del>	6.0	6.5	<del>6.5</del>	51.80	5	192.45	5	87.40	
			5152B	3.0	<del>6.0</del>	<del>5.5</del>	5.5	<del>6.0</del>	6.0	5.5	<del>5.5</del>	51.00	6	243.45	5	112.95	
6	GALERA Tammy	BRA	405C	2.7	<del>6.0</del>	<del>6.5</del>	6.0	<del>6.0</del>	6.0	6.5	<del>6.5</del>	49.95	6	49.95	6	22.05	239.75
			205C	2.8	5.5	5.5	<del>6.0</del>	<del>5.0</del>	4.5	5.5	<del>5.5</del>	46.20	8	96.15	7	52.35	
			305C	2.8	5.5	<del>5.0</del>	5.5	<del>5.5</del>	5.5	<del>6.0</del>	<del>5.5</del>	46.20	6	142.35	6	68.50	
			107B	3.1	4.5	4.5	<del>5.0</del>	4.5	5.0	4.5	<del>5.0</del>	43.40	6	185.75	6	94.10	
			5152B	3.0	<del>6.0</del>	6.0	<del>5.5</del>	<del>6.5</del>	<del>5.5</del>	6.0	6.0	54.00	4	239.75	6	116.65	
7	ROTHER Jana Lisa	GER	205B	3.0	3.5	3.5	<del>3.0</del>	<del>3.5</del>	4.5	3.5	<del>3.5</del>	31.50	8	31.50	8	40.50	221.55
			107C	2.8	<del>6.0</del>	<del>7.0</del>	<del>7.0</del>	<del>6.0</del>	6.0	7.0	6.5	54.60	6	86.10	8	62.40	
			5152B	3.0	4.5	5.5	5.5	<del>5.5</del>	5.5	<del>5.0</del>	<del>6.0</del>	49.50	5	135.60	8	75.25	
			305B	3.0	4.0	4.0	<del>4.5</del>	<del>4.0</del>	4.0	<del>3.5</del>	<del>3.5</del>	36.00	7	171.60	7	108.25	
			405C	2.7	6.0	<del>6.5</del>	<del>6.5</del>	6.5	6.0	<del>5.5</del>	<del>5.5</del>	49.95	7	221.55	7	134.85	
8	ANCA Serb	ROU	105B	2.4	6.5	<del>6.5</del>	6.5	7.0	6.5	7.0	<del>6.5</del>	46.80	7	46.80	7	25.20	216.15
			405C	2.7	6.5	<del>6.0</del>	<del>7.5</del>	<del>5.5</del>	7.0	7.0	<del>7.0</del>	55.35	5	102.15	5	46.35	
			205C	2.8	5.5	<del>6.0</del>	4.5	5.5	<del>6.0</del>	5.5	<del>5.0</del>	46.20	6	148.35	5	62.50	
			305C	2.8	<del>2.5</del>	<del>3.0</del>	<del>2.5</del>	2.5	2.5	2.5	<del>2.5</del>	21.00	8	169.35	8	110.50	
			5233D	2.4	6.5	<del>6.5</del>	<del>7.0</del>	<del>6.0</del>	<del>7.0</del>	6.5	6.5	46.80	8	216.15	8	140.25	

## Legend:

DD	Degree of difficulty	DNS	Did Not Start	DSQ	Disqualified	Jn	Judge number n
No.	Number						



Detailed Results  
详细成绩公告

Rank	Name	NAT	Dive No.	DD	Judge's Score										Dive Points	Dive Rank	Total Points	Overall Rank	Points Behind	Points	
					E1	E2	E3	E4	E5	E6	S1	S2	S3	S4							S5
1	WANG Zongyuan XIE Siyi	CHN	101B	1.5	8.5	8.0	8.5	8.5	8.5	8.0	8.5	9.0	9.0	9.0	8.5	52.20	1	52.20	1	472.20	
			201B	1.8	8.5	8.5	9.0	8.5	8.0	8.5	9.5	9.0	9.5	9.5	9.5	54.60	1	106.80	1		
			407C	3.4	9.0	8.5	8.5	8.0	7.5	8.0	9.0	8.5	8.5	9.0	8.5	86.70	1	193.50	1		
			5154B	3.4	8.5	8.5	8.5	7.5	7.0	8.0	8.0	8.5	8.5	8.5	8.5	84.66	2	278.16	1		
			307C	3.5	9.0	9.0	8.5	8.0	8.5	8.5	8.5	9.0	8.5	8.5	8.0	90.30	1	368.46	1		
			109C	3.8	9.0	8.5	8.0	9.0	8.0	9.0	9.0	9.0	9.5	9.5	9.5	103.74	1	472.20	1		
2	MA Depeng PENG Jianfeng	CHN	401B	1.4	8.5	8.5	8.5	8.0	8.0	8.0	8.5	8.5	8.5	8.0	8.5	50.40	2	50.40	2	1.80	428.94
			201B	1.8	8.5	8.5	8.5	8.0	8.0	8.5	9.0	8.5	9.0	8.5	9.0	51.60	2	102.00	2	4.80	
			107B	3.1	8.0	8.5	9.0	8.5	8.5	8.5	9.0	8.5	8.5	9.0	79.98	2	181.98	2	11.52		
			407C	3.4	8.5	8.5	8.5	8.5	7.5	8.0	9.0	9.0	8.5	8.5	8.5	86.70	1	268.68	2	9.48	
			307C	3.5	8.0	8.5	8.5	6.0	5.0	5.0	7.5	8.0	7.0	7.5	7.5	75.60	3	344.28	2	24.18	
			5154B	3.4	8.5	8.5	8.5	8.5	8.0	8.0	8.5	8.5	8.5	8.0	8.0	84.66	2	428.94	2	43.26	
3	KOLODIY Oleg GORSHKOVOZOV Oleksandr	UKR	201B	1.8	7.0	8.0	8.0	7.5	7.5	7.5	8.0	8.0	8.5	8.0	7.5	47.40	4	47.40	4	4.80	387.09
			301B	1.9	7.5	8.0	8.0	8.0	8.5	8.0	8.0	8.0	8.5	8.5	8.0	48.60	3	96.00	3	10.80	
			407C	3.4	7.0	7.0	7.0	5.5	5.0	5.0	7.5	7.5	7.0	7.0	7.0	68.34	4	164.34	4	29.16	
			107B	3.1	7.0	7.0	7.5	8.0	8.0	8.0	7.0	8.0	7.5	7.5	7.5	69.75	3	234.09	3	44.07	
			109C	3.8	6.0	5.5	6.5	6.0	6.0	5.5	7.5	7.5	7.5	7.0	7.0	77.52	2	311.61	3	56.85	
			5253B	3.4	7.5	7.5	7.0	7.0	7.5	7.0	7.5	7.5	7.5	8.0	7.5	75.48	3	387.09	3	85.11	
4	RINALDI Tommaso AUBER Gabriele	ITA	201B	1.8	7.5	7.0	8.0	8.0	7.5	7.5	8.0	8.0	8.5	8.0	8.0	46.80	5	46.80	5	5.40	364.74
			301B	1.9	7.5	7.0	7.5	8.0	7.5	8.0	8.5	8.5	8.0	8.5	8.0	48.60	3	95.40	4	11.40	
			107B	3.1	7.5	7.5	7.0	7.5	7.5	7.0	8.0	7.5	8.0	8.0	8.0	72.54	3	167.94	3	25.56	
			5152B	3.0	6.5	6.0	6.5	7.0	7.0	7.0	6.5	7.0	7.5	7.0	6.5	61.20	6	229.14	5	49.02	
			405B	3.0	7.0	7.5	7.5	7.5	7.0	7.0	7.5	8.0	8.0	8.0	8.0	69.30	4	298.44	4	70.02	
			407C	3.4	6.5	6.5	6.5	5.5	4.5	6.0	7.0	7.5	7.0	6.5	6.5	66.30	6	364.74	4	107.46	
5	NIKOLAEV Nikita NAZIN Sergey	RUS	401B	1.4	8.0	7.5	8.0	8.5	8.0	8.0	8.0	8.0	8.5	8.5	8.0	48.60	3	48.60	3	3.60	347.79
			201B	1.8	8.0	8.0	7.5	7.5	7.5	7.5	8.0	8.0	7.5	7.5	7.5	46.20	5	94.80	5	12.00	
			405B	3.0	6.5	6.0	6.5	7.5	7.5	8.0	7.5	6.5	7.0	8.0	8.0	65.70	5	160.50	5	33.00	
			107B	3.1	7.5	7.0	7.5	7.5	8.0	7.5	7.5	7.0	7.5	7.5	7.5	69.75	3	230.25	4	47.91	
			307C	3.5	2.5	4.5	2.0	5.0	7.0	6.0	4.0	4.0	4.5	5.5	4.5	44.10	7	274.35	5	94.11	
			5154B	3.4	6.0	5.0	6.0	7.5	7.5	7.5	7.0	7.5	7.0	8.0	8.0	73.44	4	347.79	5	124.41	
6	SEIDEL Frithjof HERZOG Nico Rene	GER	301A	2.0	7.5	7.0	6.5	4.0	4.0	5.0	6.0	6.5	6.5	6.0	6.5	36.00	8	36.00	8	16.20	344.22
			403B	2.1	7.0	7.5	7.5	7.0	7.5	7.5	7.5	7.5	8.0	8.0	45.60	6	81.60	8	25.20		
			405B	3.0	7.0	7.5	7.0	7.0	7.0	7.5	7.5	7.0	7.5	7.5	7.5	65.70	5	147.30	6	46.20	

Detailed Results  
详细成绩公告

Rank	Name	NAT	Dive No.	DD	Judge's Score										Dive Points	Dive Rank	Total Points	Overall Rank	Points Behind	Points	
					E1	E2	E3	E4	E5	E6	S1	S2	S3	S4							S5
			107B	3.1	6.5	7.0	7.0	6.5	6.5	7.0	7.0	7.5	6.5	7.5	7.0	65.10	5	212.40	6	65.76	
			205B	3.0	6.5	6.0	6.0	5.5	5.0	6.5	7.0	7.5	7.0	7.5	7.0	59.40	5	271.80	6	96.66	
			5154B	3.4	7.0	6.5	7.0	6.5	6.5	7.0	7.5	8.0	7.0	7.0	7.5	72.42	5	344.22	6	127.98	
7	RONDINELLI Jackson SOUZA Isaac	BRA	201B	1.8	7.5	7.0	7.5	6.5	6.5	7.0	7.5	7.0	7.5	7.5	8.0	43.80	7	43.80	7	8.40	330.33
			301B	1.9	8.5	8.5	8.0	6.0	5.0	6.0	7.5	7.0	7.5	7.5	7.0	43.80	7	87.60	6	19.20	
			5152B	3.0	5.5	4.5	5.0	7.5	7.0	7.5	6.5	6.5	7.0	7.0	7.0	59.40	7	147.00	7	46.50	
			205C	2.8	6.5	6.0	6.0	6.5	6.5	7.0	7.5	7.5	6.5	7.5	58.80	7	205.80	7	72.36		
			405B	3.0	7.5	7.5	7.0	4.5	4.5	5.0	7.0	7.0	6.5	7.5	6.5	58.50	6	264.30	7	104.16	
			107B	3.1	8.0	7.5	7.5	6.5	7.0	7.0	7.0	7.0	7.0	7.0	7.0	66.03	7	330.33	7	141.87	
8	RAMANANDA SHARMA KONGBIRLATPAM SIDDHARTH BAJRANG PARDESHI	IND	401B	1.4	7.0	7.0	7.0	7.0	7.5	7.5	7.5	7.5	8.0	8.0	7.5	45.00	6	45.00	6	7.20	301.59
			301B	1.9	6.0	5.5	6.0	6.0	5.5	6.0	7.0	7.0	7.0	7.0	7.0	39.60	8	84.60	7	22.20	
			107B	3.1	6.5	6.0	7.0	5.0	5.0	5.0	7.5	6.5	7.0	6.5	6.5	58.59	8	143.19	8	50.31	
			5152B	3.0	4.5	4.0	5.0	7.0	7.0	7.0	6.5	6.5	6.0	6.0	7.5	54.90	8	198.09	8	80.07	
			205B	3.0	4.0	3.5	3.5	3.5	3.5	4.0	5.5	4.5	5.0	5.0	4.5	38.70	8	236.79	8	131.67	
			405B	3.0	6.5	6.5	6.5	7.0	7.0	7.0	7.0	7.5	7.5	7.5	8.0	64.80	8	301.59	8	170.61	

Legend:

<b>DD</b>	Degree of difficulty	<b>DNS</b>	Did Not Start	<b>DSQ</b>	Disqualified	<b>En</b>	Execution judge number for each diver
<b>Sn</b>	Synchronisation judge number			<b>No.</b>	Number		

Detailed Results  
详细成绩公告

Rank	Name	NAT	Dive No.	DD	Judge's Score										Dive Points	Dive Rank	Total Points	Overall Rank	Points Behind	Points	
					E1	E2	E3	E4	E5	E6	S1	S2	S3	S4							S5
1	WEI Ying HUANG Xiaohui	CHN	101B	1.5	9.0	8.5	8.5	8.0	8.0	8.5	9.0	9.0	8.5	9.0	9.0	52.20	1	52.20	1	322.50	
			301B	1.9	8.0	8.0	9.0	8.0	9.0	8.5	8.5	8.5	9.0	9.0	9.0	51.60	1	103.80	1		
			405B	3.0	7.0	7.0	7.5	7.5	8.0	7.5	8.0	8.0	8.0	8.0	8.0	69.30	1	173.10	1		
			5152B	3.0	8.0	7.5	8.0	8.0	8.0	7.5	8.5	8.5	8.5	8.0	8.0	74.70	1	247.80	1		
			205B	3.0	8.5	7.5	8.5	7.5	7.5	8.0	8.5	8.5	8.5	9.0	9.0	74.70	1	322.50	1		
2	HU Jiahua OUYANG Yu	CHN	201B	1.8	7.5	7.5	7.0	8.0	8.0	8.0	8.0	8.0	8.5	8.5	9.0	48.60	2	48.60	2	3.60	305.52
			301B	1.9	7.5	8.0	8.0	8.0	8.0	8.0	7.5	8.0	8.5	8.0	8.5	48.60	2	97.20	2	6.60	
			405B	3.0	6.5	7.0	6.5	7.5	7.5	8.0	8.0	8.0	8.5	8.0	8.0	68.40	2	165.60	2	7.50	
			107B	3.1	6.5	6.0	6.5	6.5	6.5	7.5	8.0	8.0	8.5	8.0	8.0	68.82	2	234.42	2	13.38	
			5152B	3.0	8.0	8.0	8.0	6.5	7.0	7.0	8.5	8.0	8.0	8.0	8.5	71.10	2	305.52	2	16.98	
3	ILINYKH Kristina TIMOSHININA Iuliia	RUS	5132D	2.1	6.5	7.5	7.0	7.5	7.5	7.5	8.0	7.5	8.0	8.0	7.5	45.60	4	45.60	4	6.60	256.71
			301B	1.9	7.5	7.5	7.0	7.0	7.5	7.5	8.0	7.5	8.0	7.5	7.5	45.60	3	91.20	3	12.60	
			205C	2.8	7.0	7.0	7.5	6.0	6.5	6.0	7.5	6.5	7.0	6.5	6.5	55.44	3	146.64	3	26.46	
			105B	2.4	7.0	6.5	6.5	7.5	7.5	7.5	7.5	7.5	7.5	6.5	6.5	52.56	5	199.20	4	48.60	
			405C	2.7	6.5	7.0	7.0	7.0	7.5	7.5	7.5	7.0	7.0	7.0	7.0	57.51	3	256.71	3	65.79	
4	ROTHER Jana Lisa OETTINGHAUS Saskia	GER	201B	1.8	7.0	7.0	7.0	7.5	7.5	7.0	8.0	8.0	7.5	8.0	8.0	46.20	3	46.20	3	6.00	256.14
			401B	1.4	7.0	7.0	6.5	7.5	7.5	7.0	8.5	7.5	7.5	7.5	7.5	44.40	4	90.60	4	13.20	
			107C	2.8	5.0	6.0	6.0	6.0	5.5	5.5	6.0	6.5	6.0	6.5	6.5	51.24	5	141.84	4	31.26	
			5152B	3.0	6.5	6.5	6.5	6.5	6.5	7.0	7.5	7.0	7.5	7.5	7.0	63.00	3	204.84	3	42.96	
			305B	3.0	4.0	4.5	4.5	7.0	6.0	6.5	5.5	5.5	6.0	6.0	6.5	51.30	5	256.14	4	66.36	
5	LIRA Luana GALERA Tammy	BRA	101B	1.5	6.5	6.5	7.0	7.0	7.5	7.0	7.0	6.5	7.0	7.0	6.5	40.80	5	40.80	5	11.40	243.06
			301B	1.9	7.5	7.0	7.0	6.5	6.5	6.5	7.0	7.0	7.5	7.5	7.5	42.60	5	83.40	5	20.40	
			405C	2.7	5.5	5.5	5.5	6.5	6.0	6.5	7.0	6.5	6.0	7.0	6.5	51.84	4	135.24	5	37.86	
			205C	2.8	6.5	6.0	6.0	7.0	6.5	6.5	6.5	6.0	6.5	6.0	6.0	52.92	4	188.16	5	59.64	
			5152B	3.0	5.0	5.0	5.5	6.5	6.0	6.5	6.0	6.0	6.0	6.5	7.0	6.5	54.90	4	243.06	5	

Legend:

<b>DD</b>	Degree of difficulty	<b>DNS</b>	Did Not Start	<b>DSQ</b>	Disqualified	<b>En</b>	Execution judge number for each diver
<b>Sn</b>	Synchronisation judge number			<b>No.</b>	Number		

Detailed Results  
详细成绩公告

Rank	Name	NAT	Height	Dive No.	DD	Judge's Score										Dive Points	Dive Rank	Total Points	Overall Rank	Points Behind	Points	
						E1	E2	E3	E4	E5	E6	S1	S2	S3	S4							S5
1	LIAN Junjie YANG Hao	CHN	10	101B	1.5	9.0	9.0	9.5	9.0	9.0	9.5	9.5	9.0	9.5	9.0	9.5	55.20	1	55.20	1	454.26	
				201B	1.8	8.5	9.0	8.5	8.5	8.5	8.5	9.0	9.0	8.5	9.0	52.20	1	107.40	1			
				407C	3.2	9.0	9.0	9.5	8.5	9.0	9.5	8.5	8.0	9.0	8.5	9.0	84.48	1	191.88	1		
				5253B	3.2	9.0	9.5	9.5	9.0	7.5	9.0	9.0	8.5	9.0	9.0	9.0	87.36	1	279.24	1		
				307C	3.4	5.5	6.5	6.0	9.5	9.5	9.0	7.0	8.0	8.0	7.5	8.0	79.56	1	358.80	1		
				109C	3.7	8.0	8.5	7.5	8.0	8.0	8.0	9.0	9.0	9.0	9.0	9.0	95.46	1	454.26	1		
2	MASSENBERG Lou Noel Guy BARTHEL Timo	GER	10	103B	1.6	8.0	8.0	8.5	8.5	8.0	9.0	8.5	8.5	9.0	9.0	9.0	51.60	2	51.60	2	3.60	379.53
				301B	1.9	5.5	6.0	5.0	7.5	7.0	8.0	7.0	7.0	7.5	7.0	7.5	41.40	5	93.00	4	14.40	
				407C	3.2	7.5	7.5	8.0	7.0	7.5	8.0	8.0	8.0	8.0	7.5	7.5	74.88	3	167.88	3	24.00	
				207C	3.3	5.0	5.5	4.5	8.0	8.0	9.0	7.0	6.0	7.0	7.5	7.5	68.31	4	236.19	3	43.05	
				107B	3.0	7.5	7.0	7.5	6.5	7.5	7.5	7.5	7.5	7.5	8.0	8.0	67.50	3	303.69	3	55.11	
				5253B	3.2	7.5	6.5	7.0	7.5	8.0	8.0	8.0	8.0	8.5	8.5	8.0	75.84	2	379.53	2	74.73	
3	NAZIN Sergey BONDAR Aleksandr	RUS	10	103B	1.6	8.5	8.5	8.5	7.0	8.5	8.0	8.5	8.0	8.5	8.5	9.0	50.40	3	50.40	3	4.80	378.54
				201B	1.8	8.0	8.5	9.0	6.5	7.5	7.0	8.0	8.0	8.0	7.5	7.5	46.80	3	97.20	2	10.20	
				407C	3.2	8.5	8.5	8.5	7.5	8.0	7.5	8.5	8.5	8.0	8.0	8.0	77.76	2	174.96	2	16.92	
				307C	3.4	7.5	6.0	7.5	6.0	6.5	6.5	7.0	6.5	7.0	7.0	6.5	70.38	3	245.34	2	33.90	
				107B	3.0	7.5	8.0	7.5	8.0	8.5	8.5	8.0	8.5	8.5	9.0	8.0	73.80	2	319.14	2	39.66	
				5255B	3.6	6.5	6.5	6.0	3.5	5.0	2.5	6.5	5.0	6.0	5.5	6.0	59.40	4	378.54	3	75.72	
4	HYON II Myong KIM Song Hak	PRK	10	401B	1.4	7.5	7.5	8.5	7.5	7.5	7.0	8.0	7.5	8.0	7.5	8.5	46.20	4	46.20	4	9.00	363.36
				301B	1.9	8.0	7.5	8.0	8.5	8.0	7.5	8.0	8.0	8.0	8.5	8.0	48.00	2	94.20	3	13.20	
				107B	3.0	5.5	4.5	5.5	7.0	4.5	6.5	6.5	5.5	6.0	6.5	7.0	55.80	4	150.00	4	41.88	
				407C	3.2	8.0	7.5	8.0	7.5	8.0	7.5	8.0	8.0	8.0	8.0	8.0	75.84	2	225.84	4	53.40	
				207B	3.6	4.5	3.5	4.0	7.0	6.5	6.0	5.5	6.5	6.0	6.0	6.5	62.64	4	288.48	4	70.32	
				5253B	3.2	8.0	8.0	8.0	7.5	7.5	7.0	8.0	8.0	7.0	7.5	8.0	74.88	3	363.36	4	90.90	
5	RONDINELLI Jackson SOUZA Isaac	BRA	5	101B	1.3	7.0	7.5	6.5	7.5	7.5	7.0	8.0	7.5	8.0	8.0	8.0	46.20	4	46.20	4	9.00	299.10
				301C	1.6	7.0	7.0	7.0	7.5	7.0	7.5	7.5	7.5	8.0	8.0	7.5	45.00	4	91.20	5	16.20	
				403B	2.4	6.5	6.5	6.5	6.5	6.5	6.5	7.5	7.0	6.5	7.0	7.5	49.68	5	140.88	5	51.00	
				105B	2.6	6.5	6.5	6.5	6.0	7.0	6.0	7.5	7.5	7.0	7.5	7.0	53.82	5	194.70	5	84.54	
				5233D	2.5	7.0	6.5	6.0	7.5	7.0	7.0	7.0	7.5	7.5	7.5	8.0	54.00	6	248.70	5	110.10	
				205C	3.0	4.0	4.0	4.0	5.5	4.5	5.0	6.5	6.5	5.5	6.0	6.5	50.40	5	299.10	5	155.16	
6	SHEWAITER Mohammed Ahmed Y A BALGHAITH Abdulaziz Khaled A	QAT	10	401B	1.4	6.5	6.5	6.5	4.5	4.0	4.5	5.5	6.0	6.0	6.0	6.5	34.80	6	34.80	6	20.40	264.45
				5	301B	1.7	6.5	6.0	6.5	5.0	5.5	4.5	6.5	6.0	5.5	5.5	6.0	34.80	6	69.60	6	37.80
				5	205C	3.0	5.5	5.5	4.5	5.0	4.0	4.0	5.5	5.5	5.0	5.0	4.0	45.00	6	114.60	6	77.28



Detailed Results  
详细成绩公告

Rank	Name	NAT	Height	Dive No.	DD	Judge's Score										Dive Points	Dive Rank	Total Points	Overall Rank	Points Behind	Points
						E1	E2	E3	E4	E5	E6	S1	S2	S3	S4						
			5	105B	2.6	5.0	4.5	5.0	5.0	5.5	5.0	6.5	6.0	6.0	6.5	44.46	6	159.06	6	120.18	
			5	405C	3.1	5.0	5.0	5.0	4.5	5.0	5.0	7.0	6.5	6.5	7.0	55.80	5	214.86	6	143.94	
			10	5152B	2.9	5.0	5.5	5.5	4.5	4.5	5.0	6.0	6.0	6.5	6.0	49.59	6	264.45	6	189.81	

Legend:		
<b>DD</b>	Degree of difficulty	<b>DNS</b> Did Not Start
<b>DSQ</b>	Disqualified	<b>En</b> Execution judge number for each diver
<b>Sn</b>	Synchronisation judge number	<b>No.</b> Number

Detailed Results  
详细成绩公告

Rank	Name	NAT	Height	Dive No.	DD	Judge's Score										Dive Points	Dive Rank	Total Points	Overall Rank	Points Behind	Points	
						E1	E2	E3	E4	E5	E6	S1	S2	S3	S4							S5
1	KIM Mi Hwa KIM Mi Rae	PRK	10	201B	1.8	8-0	8.5	8-5	7.5	8-0	7-0	8-0	8-5	8.5	8.0	8.0	48.60	1	48.60	1	347.94	
				301B	1.9	8.5	8-5	9-0	8.5	8-0	8-5	9-0	9-0	9.0	9.0	9.0	52.80	1	101.40	1		
				107B	3.0	9-0	8-0	8.5	8.5	8-5	9-0	7-5	8.5	8.0	8-5	8.0	74.70	1	176.10	1		
				407C	3.2	9-5	8-5	9.0	8-5	9.0	9-0	8-5	9-0	9.0	8.5	8.5	84.48	1	260.58	1		
				5253B	3.2	9.0	9-0	9-0	9.0	9-0	8.5	9.0	9.0	9-5	9.5	9-0	87.36	1	347.94	1		
2	CHUINYSHENA Anna TIMOSHININA Iuliia	RUS	10	301B	1.9	7-0	7.5	8-0	7.5	8-0	7-5	7-5	7-0	7.0	7.5	7.5	44.40	2	44.40	2	4.20	256.41
				5132D	2.1	6.5	6-0	6-5	6.0	6-5	6-0	7-5	6-5	7.0	6.5	6.5	39.00	3	83.40	2	18.00	
				107B	3.0	7.5	7-0	7-5	4.5	5-5	4-0	7-0	6-5	6.5	6.5	6.5	56.70	2	140.10	2	36.00	
				407C	3.2	3-5	4.0	4-5	4.0	4-5	3-0	4-5	5.5	6-0	5.5	6.0	48.00	2	188.10	2	72.48	
				207C	3.3	7.5	7-5	7-5	5.5	6-0	5-0	7.5	7-5	7.0	7.0	7-0	68.31	2	256.41	2	91.53	
3	GALERA Tammy PEDROSO Giovanna	BRA	5	201B	1.6	5.5	5-5	5-5	6.5	6-5	6-5	7.0	7-0	7.0	7.0	7-5	39.60	3	39.60	3	9.00	227.40
				301B	1.7	7-0	6-0	6.5	7-0	6-5	6.5	7-5	7-0	7.0	7.0	7.0	40.80	2	80.40	3	21.00	
				105B	2.6	6.5	6-5	6-0	5-5	4-5	5.0	8-0	7.5	6-5	7.0	7.0	51.48	3	131.88	3	44.22	
				403B	2.4	6.5	5-5	6-5	6.0	6-0	6-0	7-0	7.0	6.5	6-5	7.0	47.52	3	179.40	3	81.18	
				5233D	2.5	6.5	6-5	5-5	6.0	6-0	5-5	6.5	6-0	6.5	6.5	7-5	48.00	3	227.40	3	120.54	

Legend:

<b>DD</b>	Degree of difficulty	<b>DNS</b>	Did Not Start	<b>DSQ</b>	Disqualified	<b>En</b>	Execution judge number for each diver
<b>Sn</b>	Synchronisation judge number			<b>No.</b>	Number		

Detailed Results  
详细成绩公告

Rank	Name	NAT	Dive No.	Height	DD	Judge's Score							Dive Points	Dive Rank	Total Points	Overall Rank	Points Behind	Points
						J1	J2	J3	J4	J5	J6	J7						
1	LIAN Junjie	CHN	407C	10	3.2	8.5	9.5	9.5	8.5	9.0	8.5	8.0	83.20	2	83.20	2	3.20	516.45
			626C	10	3.3	7.0	7.5	8.0	7.5	7.5	7.0	7.0	72.60	2	155.80	2	2.00	
			207C	10	3.3	9.5	9.5	10.0	10.0	9.5	10.0	10.0	97.35	2	253.15	1		
			307C	10	3.4	9.5	10.0	9.5	9.0	10.0	10.0	10.0	100.30	1	353.45	1		
			5253B	10	3.2	9.0	8.5	8.5	8.5	8.5	8.5	8.5	81.60	2	435.05	1		
			109C	10	3.7	7.0	7.5	7.5	8.0	7.5	7.0	7.0	81.40	1	516.45	1		
2	YUAN Song	CHN	407C	10	3.2	9.0	8.5	8.5	8.5	9.5	8.5	8.5	81.60	3	81.60	3	4.80	420.00
			626C	10	3.3	7.0	6.0	5.5	6.0	5.5	5.5	5.5	56.10	8	137.70	4	20.10	
			109C	10	3.7	8.5	9.0	9.0	8.5	9.5	9.0	9.5	99.90	1	237.60	2	15.55	
			207C	10	3.3	7.0	6.0	7.0	6.5	7.0	6.0	6.5	66.00	6	303.60	2	49.85	
			307C	10	3.4	4.5	5.0	4.5	4.5	5.5	4.5	5.0	47.60	7	351.20	2	83.85	
			5253B	10	3.2	7.0	7.0	7.5	6.5	8.0	7.5	6.5	68.80	4	420.00	2	96.45	
3	BONDAR Aleksandr	RUS	407C	10	3.2	9.0	9.0	9.5	9.0	8.5	8.5	9.0	86.40	1	86.40	1		409.75
			307C	10	3.4	8.0	7.0	7.0	7.0	6.5	7.0	7.5	71.40	4	157.80	1		
			626B	10	3.5	7.5	7.5	7.0	7.5	7.0	7.0	6.5	75.25	3	233.05	3	20.10	
			207B	10	3.6	4.5	4.0	4.5	4.5	4.5	3.5	3.5	46.80	11	279.85	3	73.60	
			107B	10	3.0	8.0	8.0	7.5	7.0	8.0	7.5	8.5	70.50	4	350.35	3	84.70	
			5255B	10	3.6	6.0	6.0	5.0	5.5	5.5	5.5	6.0	59.40	8	409.75	3	106.70	
4	NAZIN Sergey	RUS	407C	10	3.2	8.5	8.5	8.0	8.5	8.0	7.5	8.0	78.40	4	78.40	4	8.00	398.00
			6245D	10	3.6	5.0	5.0	4.5	4.5	5.5	5.5	4.5	52.20	9	130.60	5	27.20	
			307C	10	3.4	5.0	4.5	5.0	4.0	5.5	4.5	5.5	49.30	9	179.90	6	73.25	
			207B	10	3.6	6.0	6.5	6.0	5.5	6.0	6.0	5.5	64.80	9	244.70	6	108.75	
			107B	10	3.0	8.5	8.5	8.5	8.5	8.5	8.0	9.0	76.50	3	321.20	5	113.85	
			5253B	10	3.2	8.0	8.0	8.5	8.0	8.5	7.5	8.0	76.80	2	398.00	4	118.45	
5	CONSTANTIN Popoviciu	ROU	6243D	10	3.2	8.0	7.0	7.5	7.5	7.5	8.5	8.0	73.60	5	73.60	5	12.80	396.60
			307C	10	3.4	7.0	7.0	6.5	6.0	6.5	6.5	6.5	66.30	5	139.90	3	17.90	
			207B	10	3.6	5.0	6.0	5.5	4.5	6.0	6.5	5.5	61.20	6	201.10	4	52.05	
			107B	10	3.0	7.0	7.5	7.0	7.5	8.0	8.0	7.5	67.50	3	268.60	4	84.85	
			407C	10	3.2	6.5	5.0	6.0	6.5	6.0	6.5	6.0	59.20	6	327.80	4	107.25	
			5253B	10	3.2	7.0	7.5	7.0	7.0	8.0	8.0	7.0	68.80	4	396.60	5	119.85	
6	HYON II Myong	PRK	407C	10	3.2	3.5	4.0	5.5	4.5	3.5	4.0	4.5	40.00	11	40.00	11	46.40	360.10
			307C	10	3.4	4.0	4.0	3.5	4.0	4.0	4.0	4.0	40.80	11	80.80	12	77.00	
			626B	10	3.5	6.5	6.0	6.5	6.5	6.5	5.5	5.5	66.50	5	147.30	11	105.85	
			109C	10	3.7	7.5	7.5	6.5	7.0	7.5	7.0	7.5	81.40	2	228.70	8	124.75	
			207B	10	3.6	7.5	8.0	8.0	8.0	8.0	7.0	7.5	84.60	1	313.30	7	121.75	
			5255B	10	3.6	4.0	4.0	3.5	4.5	4.5	4.5	4.5	46.80	11	360.10	6	156.35	
7	BARTHEL Timo	GER	6245D	10	3.6	7.0	5.5	6.5	5.0	6.5	5.5	7.0	66.60	7	66.60	7	19.80	348.45
			307C	10	3.4	4.5	4.5	4.0	5.0	5.5	4.5	4.5	45.90	10	112.50	8	45.30	
			407C	10	3.2	7.5	8.5	7.5	7.5	6.5	7.0	7.5	72.00	4	184.50	5	68.65	
			107B	10	3.0	7.0	6.5	7.0	8.0	7.0	7.0	8.0	63.00	10	247.50	5	105.95	
			5337D	10	3.4	6.5	7.0	6.5	6.5	6.5	6.5	6.5	66.30	5	313.80	6	121.25	
			207C	10	3.3	3.5	4.0	3.5	3.5	2.0	3.5	3.5	34.65	12	348.45	7	168.00	
8	BAROUSKI Artsiom	BLR	407C	10	3.2	7.5	7.5	6.5	7.5	6.5	7.0	7.0	68.80	6	68.80	6	17.60	330.80
			107B	10	3.0	4.5	4.5	4.0	4.0	3.0	4.0	4.0	36.00	12	104.80	9	53.00	
			207C	10	3.3	6.0	6.0	6.0	6.5	7.0	6.0	6.0	59.40	7	164.20	8	88.95	
			6243D	10	3.2	7.0	7.0	7.0	7.0	7.0	7.5	7.0	67.20	4	231.40	7	122.05	
			305C	10	2.8	4.0	3.5	3.5	4.0	4.0	3.5	4.0	32.20	11	263.60	9	171.45	
			5253B	10	3.2	6.5	7.0	7.0	7.0	6.0	7.5	7.0	67.20	6	330.80	8	185.65	
9	MASSENBERG Lou Noel Guy	GER	301B	10	1.9	7.5	7.0	7.0	7.0	7.5	7.0	7.5	40.85	9	40.85	9	45.55	327.15

Detailed Results  
详细成绩公告

Rank	Name	NAT	Dive No.	Height	DD	Judge's Score							Dive Points	Dive Rank	Total Points	Overall Rank	Points Behind	Points
						J1	J2	J3	J4	J5	J6	J7						
			6243D	10	3.2	7.0	6.5	6.5	6.5	6.5	6.5	7.0	62.40	7	103.25	10	54.55	
			107B	10	3.0	7.0	7.0	6.0	5.5	6.0	6.5	6.0	55.50	8	158.75	10	94.40	
			207C	10	3.3	7.0	7.5	6.5	7.0	6.0	6.5	6.5	66.00	6	224.75	10	128.70	
			407C	10	3.2	5.0	4.5	4.5	4.0	4.5	5.5	5.5	44.80	8	269.55	8	165.50	
			5253B	10	3.2	6.0	5.0	6.0	5.0	6.5	6.5	6.0	57.60	9	327.15	9	189.30	
10	SOUZA Isaac	BRA	407C	10	3.2	4.0	4.0	4.0	4.0	3.0	3.5	38.40	12	38.40	12	48.00	325.25	
			205C	5	3.0	7.0	7.5	7.0	7.0	6.5	7.5	63.00	6	101.40	11	56.40		
			305C	5	3.1	4.5	4.5	4.0	4.5	4.5	4.5	41.85	10	143.25	12	109.90		
			6243D	10	3.2	7.0	7.0	7.0	6.0	7.0	6.0	6.5	65.60	8	208.85	11	144.60	
			109C	10	3.7	4.0	4.5	4.0	4.5	4.0	4.0	4.0	44.40	9	253.25	11	181.80	
			5253B	10	3.2	7.5	7.5	7.5	7.5	7.0	7.0	7.5	72.00	3	325.25	10	191.20	
11	SIDDHARTH BAJRANG PARDESHI	IND	107B	10	3.0	4.5	4.5	4.0	4.5	4.5	4.5	4.5	40.50	10	40.50	10	45.90	318.90
			407C	10	3.2	8.0	9.0	8.0	8.5	8.0	7.5	8.5	78.40	1	118.90	7	38.90	
			201B	10	1.8	7.5	8.0	7.5	7.0	7.5	7.5	7.0	40.50	12	159.40	9	93.75	
			5253B	10	3.2	7.0	7.0	6.5	6.0	7.0	7.0	7.5	67.20	4	226.60	9	126.85	
			305B	10	3.0	3.5	3.5	3.5	3.5	3.5	3.5	3.5	31.50	12	258.10	10	176.95	
			6243D	10	3.2	6.0	6.0	6.5	6.0	6.5	6.5	6.5	60.80	7	318.90	11	197.55	
12	KIM Song Hak	PRK	407C	10	3.2	5.5	5.5	5.5	5.5	4.5	5.5	5.0	52.80	8	52.80	8	33.60	304.35
			109C	10	3.7	6.5	7.5	7.5	6.5	5.5	5.0	6.5	72.15	3	124.95	6	32.85	
			307C	10	3.4	5.5	3.5	3.5	4.5	5.0	4.0	3.5	40.80	11	165.75	7	87.40	
			626C	10	3.3	4.5	4.0	4.5	3.5	3.5	4.0	4.0	39.60	12	205.35	12	148.10	
			207B	10	3.6	4.5	3.0	4.0	4.0	2.5	3.5	4.0	41.40	10	246.75	12	188.30	
			5253B	10	3.2	6.0	6.0	5.5	6.0	6.0	6.5	7.0	57.60	9	304.35	12	212.10	

Legend:

<b>DD</b>	Degree of difficulty	<b>DNS</b>	Did Not Start	<b>DSQ</b>	Disqualified	<b>Jn</b>	Judge number n
<b>No.</b>	Number						

Detailed Results  
详细成绩公告

Rank	Name	NAT	Dive No.	Height	DD	Judge's Score							Dive Points	Dive Rank	Total Points	Overall Rank	Points Behind	Points
						J1	J2	J3	J4	J5	J6	J7						
1	SI Yajie	CHN	107B	10	3.0	8.5	9.0	8.5	8.5	8.5	9.0	8.5	76.50	3	76.50	3	4.50	408.65
			6243D	10	3.2	8.0	8.5	9.0	8.5	9.0	9.0	9.0	84.80	2	161.30	2	10.90	
			5253B	10	3.2	8.5	9.0	9.0	9.0	8.5	9.5	9.0	86.40	1	247.70	1		
			207C	10	3.3	8.5	8.5	8.5	8.5	9.0	9.0	8.5	84.15	2	331.85	1		
			407C	10	3.2	8.0	8.0	8.0	8.0	8.5	8.0	8.0	76.80	3	408.65	1		
2	LIN Shan	CHN	107B	10	3.0	9.5	9.0	9.0	9.0	9.0	9.5	9.0	81.00	1	81.00	1		405.05
			407C	10	3.2	8.5	9.5	10.0	10.0	9.0	9.0	10.0	91.20	1	172.20	1		
			205B	10	2.9	6.5	6.5	7.0	7.0	7.0	6.5	7.0	59.45	3	231.65	2	16.05	
			305B	10	3.0	9.5	10.0	10.0	10.0	9.5	9.5	9.5	87.00	1	318.65	2	13.20	
			5253B	10	3.2	9.0	9.0	9.0	10.0	9.0	9.0	9.5	86.40	1	405.05	2	3.60	
3	KIM Mi Rae	PRK	107B	10	3.0	9.0	9.0	8.0	8.5	8.5	9.0	9.0	79.50	2	79.50	2	1.50	334.20
			407C	10	3.2	7.5	7.5	7.5	7.5	8.0	7.0	8.0	72.00	5	151.50	3	20.70	
			207C	10	3.3	6.5	6.5	6.0	6.0	7.0	6.0	7.0	62.70	2	214.20	3	33.50	
			6243D	10	3.2	5.5	6.5	6.5	6.0	6.0	5.5	6.0	57.60	6	271.80	3	60.05	
			5253B	10	3.2	6.0	6.5	6.5	6.5	6.5	6.5	6.0	6.5	62.40	4	334.20	3	
4	KIM Mi Hwa	PRK	107B	10	3.0	6.0	6.5	6.0	5.5	5.5	6.5	6.0	54.00	6	54.00	6	27.00	330.25
			407C	10	3.2	8.0	8.0	7.5	8.0	8.5	8.5	8.5	78.40	3	132.40	5	39.80	
			207C	10	3.3	3.5	4.5	3.0	3.5	3.5	4.5	3.5	34.65	7	167.05	5	80.65	
			6243D	10	3.2	7.5	8.5	8.0	8.5	9.0	8.5	8.0	80.00	3	247.05	5	84.80	
			5253B	10	3.2	8.0	8.5	9.0	9.0	9.0	8.0	8.5	83.20	2	330.25	4	78.40	
5	TIMOSHININA Iuliia	RUS	107B	10	3.0	8.0	8.5	7.5	7.5	7.5	8.0	8.0	70.50	4	70.50	4	10.50	323.55
			407C	10	3.2	8.0	8.0	8.0	8.5	7.5	8.5	7.5	76.80	4	147.30	4	24.90	
			6142D	10	3.1	5.5	6.5	5.5	5.5	5.0	5.5	5.5	51.15	5	198.45	4	49.25	
			207C	10	3.3	6.5	5.5	6.0	6.5	5.0	7.0	6.5	62.70	4	261.15	4	70.70	
			5253B	10	3.2	6.5	6.5	6.0	6.5	6.0	6.5	6.5	62.40	4	323.55	5	85.10	
6	di MARIA JODOIN Sarah	ITA	405B	10	2.8	6.5	7.0	7.0	7.0	7.0	7.0	6.5	58.80	5	58.80	5	22.20	280.85
			107B	10	3.0	6.0	6.0	6.0	5.0	5.0	6.0	5.0	51.00	7	109.80	6	62.40	
			205B	10	2.9	5.0	5.5	5.0	5.5	5.5	5.5	5.5	47.85	6	157.65	6	90.05	
			6243D	10	3.2	7.0	7.0	6.0	6.5	6.0	6.5	6.0	60.80	5	218.45	6	113.40	
			5253B	10	3.2	6.0	7.0	7.0	6.5	6.5	6.5	6.5	62.40	4	280.85	6	127.80	
7	PEDROSO Giovanna	BRA	301B	10	1.9	6.5	6.5	6.0	6.5	7.0	7.0	6.5	37.05	7	37.05	7	43.95	227.20
			405B	10	2.8	7.0	6.5	6.0	6.5	6.5	6.5	6.5	54.60	6	91.65	7	80.55	
			5253B	10	3.2	6.0	6.0	6.5	6.0	6.0	6.0	5.5	57.60	4	149.25	7	98.45	
			6243D	10	3.2	4.5	4.0	4.0	3.5	5.0	4.5	4.0	40.00	7	189.25	7	142.60	
			105B	10	2.3	6.0	5.5	5.0	5.5	6.0	5.5	5.0	37.95	7	227.20	7	181.45	

Legend:

<b>DD</b>	Degree of difficulty	<b>DNS</b>	Did Not Start	<b>DSQ</b>	Disqualified	<b>Jn</b>	Judge number n
<b>No.</b>	Number						

## Team Results

团体成绩

Rank	NAT	Name	Event Name	Event Rank	Points	Total Points
1	CHN	<b>People's Republic of China</b>				3821.81
		MA Depeng	Men 1 m Springboard Preliminary	1	442.85	
		WANG Zongyuan	Men 1 m Springboard Preliminary	2	436.95	
		XIE Siyi	Men 3 m Springboard Preliminary	1	529.65	
		WANG Zongyuan	Men 3 m Springboard Preliminary	2	503.55	
		WANG Zongyuan XIE Siyi	Men 3 m Synchronised Springboard Finals	1	472.20	
		LIAN Junjie	Men Platform Preliminary	1	511.45	
		YUAN Song	Men Platform Preliminary	2	470.90	
		LIAN Junjie YANG Hao	Men Synchronised Platform Finals	1	454.26	
2	GER	<b>Germany</b>				2729.85
		BARTHEL Timo	Men 1 m Springboard Preliminary	6	350.80	
		SEIDEL Frithjof	Men 1 m Springboard Preliminary	8	335.00	
		SEIDEL Frithjof	Men 3 m Springboard Preliminary	8	335.45	
		HERZOG Nico Rene	Men 3 m Springboard Preliminary	11	304.10	
		SEIDEL Frithjof HERZOG Nico Rene	Men 3 m Synchronised Springboard Finals	6	344.22	
		BARTHEL Timo	Men Platform Preliminary	8	358.45	
		MASSENBERG Lou Noel Guy	Men Platform Preliminary	12	322.30	
		MASSENBERG Lou Noel Guy BARTHEL Timo	Men Synchronised Platform Finals	2	379.53	
3	BRA	<b>Brazil</b>				2531.48
		SOUZA Isaac	Men 1 m Springboard Preliminary	5	377.95	
		RONDINELLI Jackson	Men 1 m Springboard Preliminary	14	270.55	
		SOUZA Isaac	Men 3 m Springboard Preliminary		338.25	

## Team Results 团体成绩

Rank	NAT	Name	Event Name	Event Rank	Points	Total Points
		RONDINELLI Jackson	Men 3 m Springboard Preliminary	12	281.10	
		RONDINELLI Jackson SOUZA Isaac	Men 3 m Synchronised Springboard Finals	7	330.33	
		SOUZA Isaac	Men Platform Preliminary	7	360.85	
		RONDINELLI Jackson	Men Platform Preliminary	14	273.35	
		RONDINELLI Jackson SOUZA Isaac	Men Synchronised Platform Finals	5	299.10	
<b>4</b>	<b>RUS</b>	<b>Russian Federation</b>				<b>2511.73</b>
		NAZIN Sergey	Men 1 m Springboard Preliminary	7	349.40	
		NIKOLAEV Nikita	Men 1 m Springboard Preliminary	16	257.55	
		NIKOLAEV Nikita	Men 3 m Springboard Preliminary	10	310.35	
		NIKOLAEV Nikita NAZIN Sergey	Men 3 m Synchronised Springboard Finals	5	347.79	
		BONDAR Aleksandr	Men Platform Preliminary	3	463.30	
		NAZIN Sergey	Men Platform Preliminary	6	404.80	
		NAZIN Sergey BONDAR Aleksandr	Men Synchronised Platform Finals	3	378.54	
<b>5</b>	<b>ITA</b>	<b>Italy</b>				<b>1659.59</b>
		RINALDI Tommaso	Men 1 m Springboard Preliminary	11	302.65	
		CRISTOFORI Adriano Ruslan	Men 1 m Springboard Preliminary	12	296.25	
		RINALDI Tommaso	Men 3 m Springboard Preliminary	4	357.70	
		AUBER Gabriele	Men 3 m Springboard Preliminary		338.25	
		RINALDI Tommaso AUBER Gabriele	Men 3 m Synchronised Springboard Finals	4	364.74	
<b>6</b>	<b>IND</b>	<b>India</b>				<b>1134.49</b>
		RAMANANDA SHARMA KONGBIRLATPAM	Men 1 m Springboard Preliminary	15	265.60	
		RAMANANDA SHARMA KONGBIRLATPAM	Men 3 m Springboard Preliminary	13	228.50	

## Team Results 团体成绩

Rank	NAT	Name	Event Name	Event Rank	Points	Total Points
		RAMANANDA SHARMA KONGBIRLATPAM SIDDHARTH BAJRANG PARDESHI	Men 3 m Synchronised Springboard Finals	8	301.59	
		SIDDHARTH BAJRANG PARDESHI	Men Platform Preliminary	10	338.80	
<b>7</b>	<b>PRK</b>	<b>Democratic People's Republic of Korea</b>				<b>1095.06</b>
		HYON II Myong	Men Platform Preliminary	5	427.20	
		KIM Song Hak	Men Platform Preliminary	13	304.50	
		HYON II Myong KIM Song Hak	Men Synchronised Platform Finals	4	363.36	
<b>8</b>	<b>BLR</b>	<b>Belarus</b>				<b>1036.50</b>
		NAUROZAU Yury	Men 1 m Springboard Preliminary	9	332.45	
		NAUROZAU Yury	Men 3 m Springboard Preliminary	5	357.55	
		BAROUSKI Artsiom	Men Platform Preliminary	9	346.50	
<b>9</b>	<b>QAT</b>	<b>Qatar</b>				<b>911.30</b>
		SHEWAITER Mohammed Ahmed Y A	Men 1 m Springboard Preliminary	17	249.50	
		BALGHAITH Abdulaziz Khaled A	Men 3 m Springboard Preliminary	14	191.45	
		BALGHAITH Abdulaziz Khaled A	Men Platform Preliminary	15	205.90	
		SHEWAITER Mohammed Ahmed Y A BALGHAITH Abdulaziz Khaled A	Men Synchronised Platform Finals	6	264.45	
<b>10</b>	<b>UKR</b>	<b>Ukraine</b>				<b>766.04</b>
		KOLODIY Oleg	Men 1 m Springboard Preliminary	4	378.95	
		KOLODIY Oleg GORSHKOVOZOV Oleksandr	Men 3 m Synchronised Springboard Finals	3	387.09	
<b>11</b>	<b>ROU</b>	<b>Romania</b>				<b>326.10</b>
		CONSTANTIN Popoviciu	Men Platform Preliminary	11	326.10	



## Team Results 团体成绩

Rank	NAT	Name	Event Name	Event Rank	Points	Total Points
1	CHN	<b>People's Republic of China</b>				2294.45
		HUANG Xiaohui	Women 1 m Springboard Preliminary	1	296.10	
		CHANG Yani	Women 1 m Springboard Preliminary	2	286.25	
		HUANG Xiaohui	Women 3 m Springboard Preliminary	1	337.20	
		WEI Ying	Women 3 m Springboard Preliminary	2	330.95	
		WEI Ying HUANG Xiaohui	Women 3 m Synchronised Springboard Finals	1	322.50	
		SI Yajie	Women Platform Preliminary	1	378.70	
		LIN Shan	Women Platform Preliminary	3	342.75	
2	BRA	<b>Brazil</b>				1610.76
		LIRA Luana	Women 1 m Springboard Preliminary	5	254.70	
		GALERA Tammy	Women 1 m Springboard Preliminary	10	199.45	
		LIRA Luana	Women 3 m Springboard Preliminary	6	236.70	
		GALERA Tammy	Women 3 m Springboard Preliminary	8	220.05	
		LIRA Luana GALERA Tammy	Women 3 m Synchronised Springboard Finals	5	243.06	
		PEDROSO Giovanna	Women Platform Preliminary	7	229.40	
		GALERA Tammy PEDROSO Giovanna	Women Synchronised Platform Finals	3	227.40	
3	RUS	<b>Russian Federation</b>				1595.87
		ILINYKH Kristina	Women 1 m Springboard Preliminary	3	283.60	
		CHUINYSHENA Anna	Women 1 m Springboard Preliminary	11	195.20	
		ILINYKH Kristina	Women 3 m Springboard Preliminary	5	270.80	
		ILINYKH Kristina TIMOSHININA Iuliia	Women 3 m Synchronised Springboard Finals	3	256.71	
		TIMOSHININA Iuliia	Women Platform Preliminary	5	333.15	

**Team Results**  
团体成绩

Rank	NAT	Name	Event Name	Event Rank	Points	Total Points
		CHUINYSHENA Anna TIMOSHININA Iuliia	Women Synchronised Platform Finals	2	256.41	
<b>4</b>	<b>GER</b>	<b>Germany</b>				1194.94
		OETTINGHAUS Saskia	Women 1 m Springboard Preliminary	6	232.40	
		ROTHER Jana Lisa	Women 1 m Springboard Preliminary	9	200.60	
		OETTINGHAUS Saskia	Women 3 m Springboard Preliminary	4	275.25	
		ROTHER Jana Lisa	Women 3 m Springboard Preliminary	7	230.55	
		ROTHER Jana Lisa OETTINGHAUS Saskia	Women 3 m Synchronised Springboard Finals	4	256.14	
<b>5</b>	<b>PRK</b>	<b>Democratic People's Republic of Korea</b>				1037.44
		KIM Mi Hwa	Women Platform Preliminary	2	354.90	
		KIM Mi Rae	Women Platform Preliminary	4	334.60	
		KIM Mi Hwa KIM Mi Rae	Women Synchronised Platform Finals	1	347.94	
<b>6</b>	<b>ITA</b>	<b>Italy</b>				464.20
		di MARIA JODOIN Sarah	Women 1 m Springboard Preliminary	8	224.50	
		di MARIA JODOIN Sarah	Women Platform Preliminary	6	239.70	
<b>7</b>	<b>ROU</b>	<b>Romania</b>				436.50
		ANCA Serb	Women 1 m Springboard Preliminary	7	225.70	
		ANCA Serb	Women 3 m Springboard Preliminary	9	210.80	



### Medallists by Event

奖牌获得者(按项目排列)

Event	Date	Medal	Name	Nation Code
100m Manikin Carry with Fins Men	21 OCT 2019	Gold	MALKOWSKI Jan	GER
		Silver	KABANOV Pavel	RUS
		Bronze	THORWESTEN Fabian	GER
100m Manikin Carry with Fins Women	21 OCT 2019	Gold	STROTKOETTER JE	GER
		Silver	PATLASOVA Mariia	RUS
		Bronze	ZANDER Vivian	GER
100m Rescue Medley Men	21 OCT 2019	Gold	LING Huanan	CHN
		Silver	DUBIEL Adam	POL
		Bronze	SKVORTSOV Nikolai	RUS
100m Rescue Medley Women	21 OCT 2019	Gold	WU Huimin	CHN
		Silver	BAO Xueyi	CHN
		Bronze	ANDRADE Fernanda	BRA
200m Super Lifesaver Men	20 OCT 2019	Gold	NIU Yujie	CHN
		Silver	LANDI Gianni	ITA
		Bronze	DUBIEL Adam	POL
200m Super Lifesaver Women	20 OCT 2019	Gold	DAI Xiaodie	CHN
		Silver	PATLASOVA Mariia	RUS
		Bronze	GROTE Jessica	GER
4 x 25m Manikin Relay Men	21 OCT 2019	Gold	KOTOWSKI Wojciech DUBIEL Adam STANIELEWICZ B NAKIELSKI Hubert	POL
		Silver	HOU Yujie LING Huanan NIU Yujie ZHANG Jia	CHN
		Bronze	POTURAEV Nikolai SKVORTSOV Nikolai KULIKOV Egenii MARKOV Daniil	RUS
4 x 25m Manikin Relay Women	21 OCT 2019	Gold	BAO Xueyi DAI Xiaodie HU Yifan WU Huimin	CHN
		Silver	SEIDEL Celina GROTE Jessica ZANDER Vivian STROTKOETTER JE	GER
		Bronze	ANDRADE Fernanda VENTORIN Thamy de SOUZA Priscila XAVIER Thais	BRA



## Medallists by Event

奖牌获得者(按项目排列)

Event	Date	Medal	Name	Nation Code
4 x 50m Obstacle Relay Men	20 OCT 2019	Gold	HOU Yujie LING Huanan ZHANG Jia SU Weijun	CHN
		Silver	ROSOLEN Guilherme ROTH Guilherme GIMENES Gustavo KIRMES Claudemir	BRA
		Bronze	KOTOWSKI Wojciech DUBIEL Adam NAKIELSKI Hubert KEPA Cezary	POL
4 x 50m Obstacle Relay Women	20 OCT 2019	Gold	DAI Xiaodie QIU Yuhan WU Huimin ZHANG Sishi	CHN
		Silver	ERMAKOVA Daria LIAZEVA Anastasiia PATLASOVA Mariia KLIMENTYEVA E	RUS
		Bronze	VENTORIN Thamy de SOUZA Priscila XAVIER Thais ATHAYDE Carolina	BRA
50m Manikin Carry Men	20 OCT 2019	Gold	KOTOWSKI Wojciech	POL
		Silver	NAKIELSKI Hubert	POL
		Bronze	ROSOLEN Guilherme	BRA
50m Manikin Carry Women	20 OCT 2019	Gold	WU Huimin	CHN
		Silver	BAO Xueyi	CHN
		Bronze	de SOUZA Priscila	BRA



Results  
成绩公告

	Record	Name	NOC	Location	Date
<b>WR</b>	00:44.04	Malkowski Jan	GER	Magdeburg(GER)	26 MAY 2019
<b>CR</b>	00:45.93	Pavel KABANOV	RUS	Wuhan(CHN)	21 OCT 2019

Final 1 of 1

Rank	Lane	Name	Nation Code	R.T.	50m	Time	Time Behind	
1	3	MALKOWSKI Jan	GER	0.80		<b>00:44.37</b>		<b>CR</b>
2	4	KABANOV Pavel	RUS	0.93		<b>00:45.04</b>	0.67	<b>CR</b>
3	5	THORWESTEN Fabian	GER	0.66		<b>00:46.85</b>	2.48	
4	7	NIU Yujie	CHN	0.75		<b>00:47.89</b>	3.52	
5	6	CESARANO Amedeo	ITA	0.73		<b>00:50.21</b>	5.84	
6	2	KIRMES Claudemir	BRA	1.02		<b>00:50.22</b>	5.85	
7	1	LENZLINGER Nico	SUI	0.80		<b>00:50.31</b>	5.94	
8	8	KEPA Cezary	POL	0.68		<b>00:50.53</b>	6.16	

Legend:

WR World Record      CR CISM Record      R.T. Reaction Time



Results  
成绩公告

	Record	Name	NOC	Location	Date
<b>WR</b>	00:49.87	Fabretti Lucrezia	ITA	Riccione(ITA)	26 MAY 2019
<b>CR</b>	00:54.61	VIVIAN ZANDER	GER	Wuhan(CHN)	21 OCT 2019

Final 1 of 1

Rank	Lane	Name	Nation Code	R.T.	50m	Time	Time Behind	
1	5	STROTKOETTER JE	GER	0.72		<b>00:53.15</b>		<b>CR</b>
2	6	PATLASOVA Mariia	RUS	0.86		<b>00:54.37</b>	1.22	<b>CR</b>
3	4	ZANDER Vivian	GER	0.75		<b>00:54.78</b>	1.63	
4	3	KLIMENTYEVA E	RUS	0.84		<b>00:54.96</b>	1.81	
5	2	HU Yifan	CHN	0.81		<b>00:56.44</b>	3.29	
6	7	XAVIER Thais	BRA	0.79		<b>00:57.20</b>	4.05	
7	1	MAMMI Elisa	ITA	0.89		<b>00:59.20</b>	6.05	
8	8	BORRIELLO Lorenza	ITA	0.90		<b>01:05.09</b>	11.94	

Legend:

WR World Record      CR CISM Record      R.T. Reaction Time



Results  
成绩公告

	Record	Name	NOC	Location	Date
<b>WR</b>	00:58.82	Matthew Davis	AUS	Warendorf(GER)	25 NOV 2017
<b>CR</b>	01:03.27	ADAM DUBIEL	POL	Wuhan(CHN)	21 OCT 2019

Final 1 of 1

Rank	Lane	Name	Nation Code	R.T.	50m	Time	Time Behind	
1	2	LING Huanan	CHN	0.67	26.36	<b>01:02.13</b>		<b>CR</b>
						35.77		
2	4	DUBIEL Adam	POL	0.72	26.52	<b>01:02.93</b>	0.80	<b>CR</b>
						36.41		
3	5	SKVORTSOV Nikolai	RUS	0.78	26.48	<b>01:03.39</b>	1.26	
						36.91		
4	3	ROSOLEN Guilherme	BRA	0.69	26.40	<b>01:03.51</b>	1.38	
						37.11		
5	6	CESARANO Amedeo	ITA	0.62	26.67	<b>01:03.75</b>	1.62	
						37.08		
6	7	STANIELEWICZ B	POL	0.79	27.12	<b>01:05.74</b>	3.61	
						38.62		
7	8	LOPEZ TORIBIO MA	ESP	0.69	27.27	<b>01:05.88</b>	3.75	
						38.61		
8	1	NIU Yujie	CHN	0.75	27.23	<b>01:07.51</b>	5.38	
						40.28		

Legend:

WR World Record      CR CISM Record      R.T. Reaction Time



Results  
成绩公告

	Record	Name	NOC	Location	Date
<b>WR</b>	01:08.86	Lee Samantha	NZL	Warendorf(GER)	21 NOV 2015
<b>CR</b>	01:13.17	XUEYI BAO	CHN	Wuhan(CHN)	21 OCT 2019

Final 1 of 1

Rank	Lane	Name	Nation Code	R.T.	50m	Time	Time Behind	
1	5	WU Huimin	CHN	0.79	28.40	<b>01:09.97</b>		<b>CR</b>
						41.57		
2	4	BAO Xueyi	CHN	0.78	28.68	<b>01:10.89</b>	0.92	<b>CR</b>
						42.21		
3	3	ANDRADE Fernanda	BRA	0.67	29.42	<b>01:14.91</b>	4.94	
						45.49		
4	7	VENTORIN Thamy	BRA	0.71	29.16	<b>01:17.81</b>	7.84	
						48.65		
5	2	GROTE Jessica	GER	0.77	30.82	<b>01:18.97</b>	9.00	
						48.15		
6	6	LUNDAHL Maria	SWE	0.70	29.06	<b>01:21.64</b>	11.67	
						52.58		
7	1	ERMAKOVA Daria	RUS	0.87	30.54	<b>01:22.07</b>	12.10	
						51.53		
8	8	FASZCZEWSKA K	POL	0.70	30.74	<b>01:22.14</b>	12.17	
						51.40		

Legend:

WR World Record      CR CISM Record      R.T. Reaction Time





**Results**  
成绩公告

	Record	Name	NOC	Location	Date
<b>WR</b>	02:04.33	Federico Gilardi	ITA	Milano(ITA)	23 APR 2017
<b>CR</b>	02:14.35	Marcel HASSEMEIER	GER	Warendorf(GER)	1 JAN 2010

**Final 1 of 1**

Rank	Lane	Name	Nation Code	R.T.	50m	100m	150m	Time	Time Behind	
1	6	<b>NIU Yujie</b>	CHN	0.74	27.09	01:04.26	01:37.28	<b>02:12.56</b>		<b>CR</b>
						37.17	33.02	35.28		
2	4	<b>LANDI Gianni</b>	ITA	0.66	27.03	01:05.15	01:37.94	<b>02:12.93</b>	0.37	<b>CR</b>
						38.12	32.79	34.99		
3	3	<b>DUBIEL Adam</b>	POL	0.78	26.56	01:02.34	01:35.36	<b>02:13.38</b>	0.82	<b>CR</b>
						35.78	33.02	38.02		
4	5	<b>NAKIELSKI Hubert</b>	POL	0.70	26.96	01:05.30	01:38.71	<b>02:13.65</b>	1.09	<b>CR</b>
						38.34	33.41	34.94		
5	1	<b>MALKOWSKI Jan</b>	GER	0.73	28.30	01:09.85	01:41.62	<b>02:16.69</b>	4.13	
						41.55	31.77	35.07		
6	8	<b>CESARANO Amedeo</b>	ITA	0.65	27.37	01:06.83	01:42.22	<b>02:19.76</b>	7.20	
						39.46	35.39	37.54		
7	7	<b>THORWESTEN Fabian</b>	GER	0.67	28.32	01:08.99	01:46.25	<b>02:23.79</b>	11.23	
						40.67	37.26	37.54		
8	2	<b>PEREIRA Filipe</b>	BRA	0.84	27.13	01:12.50	01:45.71	<b>02:24.88</b>	12.32	
						45.37	33.21	39.17		

**Legend:**

WR World Record      CR CISM Record      R.T. Reaction Time



Results  
成绩公告

	Record	Name	NOC	Location	Date
<b>WR</b>	02:21.61	Davies Prue	AUS	Adelaide(AUS)	29 NOV 2018
<b>CR</b>	02:29.50	Xueyi Bao	CHN	Wuhan(CHN)	20 OCT 2019

Final 1 of 1

Rank	Lane	Name	Nation Code	R.T.	50m	100m	150m	Time	Time Behind	
1	3	DAI Xiaodie	CHN	0.69	29.52	01:11.74	01:47.89	<b>02:28.51</b>		<b>CR</b>
						42.22	36.15	40.62		
2	5	PATLASOVA Mariia	RUS	0.81	29.25	01:14.45	01:49.00	<b>02:29.05</b>	0.54	<b>CR</b>
						45.20	34.55	40.05		
3	6	GROTE Jessica	GER	0.79	30.44	01:15.33	01:51.17	<b>02:31.61</b>	3.10	
						44.89	35.84	40.44		
4	1	VENTORIN Thamy	BRA	0.73	30.25	01:16.54	01:52.98	<b>02:34.70</b>	6.19	
						46.29	36.44	41.72		
5	2	FAGUNDES Isabel	BRA	0.76	29.52	01:15.82	01:53.38	<b>02:35.04</b>	6.53	
						46.30	37.56	41.66		
6	4	BAO Xueyi	CHN	0.78	29.36	01:10.69	01:46.83	<b>02:35.52</b>	7.01	
						41.33	36.14	48.69		
7	7	LUENGAS MENGUAL M	ESP	0.77	31.26	01:18.93	01:56.04	<b>02:36.41</b>	7.90	
						47.67	37.11	40.37		
8	8	BORRIELLO Lorenza	ITA	0.74	31.45	01:18.98	01:55.56	<b>02:37.02</b>	8.51	
						47.53	36.58	41.46		

Legend:

WR World Record      CR CISM Record      R.T. Reaction Time



Results  
成绩公告

	Record	Name	NOC	Location	Date
WR	01:04.04		GER	Wroclaw(POL)	22 JUL 2017
CR	01:06.55		POL	Wuhan(CHN)	21 OCT 2019

Final 1 of 1

Rank	Lane	NOC / Name	R.T.	Time	Time Behind
1	4	<b>POL - The Republic of Poland</b> KOTOWSKI Wojciech DUBIEL Adam STANIELEWICZ Bartosz NAKIELSKI Hubert	0.00	<b>01:05.31</b>	CR
2	3	<b>CHN - The People's Republic of China</b> LING Huanan ZHANG Jia HOU Yujie NIU Yujie	0.00	<b>01:07.19</b>	1.88
3	5	<b>RUS - Russian Federation</b> POTURAEV Nikolai SKVORTSOV Nikolai KULIKOV Egenii MARKOV Daniil	0.00	<b>01:08.39</b>	3.08
4	2	<b>GER - The Federal Republic of Germany</b> THORWESTEN Fabian DALLJO Carl Anton MALKOWSKI Jan KOEGLER Frithjof	0.00	<b>01:12.02</b>	6.71
5	6	<b>SUI - Swiss Confederation</b> TUNZI Tobias Leif LENZLINGER Nico SCHULER Kevin Sepp WANGER Sandro Michael	0.00	<b>01:12.38</b>	7.07
6	1	<b>ITA - The Republic of Italy</b> LANDI Gianni GIUGLAR Diego CESARANO Amedeo TERSAR Maurizio	0.00	<b>01:13.86</b>	8.55
7	8	<b>ESP - The Kingdom of Spain</b> LOPEZ Toribio Miguel Angel MARTIN Martin Sergio LOBELLE Gonzalez Marcos DEL Rio Aristi Igor	0.00	<b>01:14.69</b>	9.38
8	7	<b>BRA - The Federative Republic of Brazil</b> PEREIRA Filipe DA Silva Rodrigo KIRMES Claudemir ROTH Guilherme	0.00	<b>01:15.35</b>	10.04



Wuhan Five Rings Sports Center Natatorium  
武汉五环体育中心游泳馆

MON 21 OCT 2019  
Start Time 20:41

Lifesaving  
水上救生  
**4 x 25m Manikin Relay Men**  
男子4X25米运送假人接力  
**Final**  
决赛



## Results 成绩公告

**Legend:**

WR	World Record	CR	CISM Record	R.T.	Reaction Time
----	--------------	----	-------------	------	---------------

Results  
成绩公告

	Record	Name	NOC	Location	Date
WR	01:17.63		ITA	Adelaide(AUS)	30 NOV 2018
CR	01:23.55		CHN	Wuhan(CHN)	21 OCT 2019

Final 1 of 1

Rank	Lane	NOC / Name	R.T.	Time	Time Behind
1	4	<b>CHN - The People's Republic of China</b> HU Yifan WU Huimin DAI Xiaodie BAO Xueyi	0.00	<b>01:19.02</b>	CR
2	3	<b>GER - The Federal Republic of Germany</b> STROTKOETTER Jule Elisabeth ZANDER Vivian SEIDEL Celina GROTE Jessica	0.00	<b>01:24.81</b>	5.79
3	5	<b>BRA - The Federative Republic of Brazil</b> DE Souza Priscila VENTORIN Thamy XAVIER Thais ANDRADE Fernanda	0.00	<b>01:25.46</b>	6.44
4	2	<b>RUS - Russian Federation</b> PATLASOVA Mariia KLIMENTYEVA Elizaveta ERMAKOVA Daria LIAZEVA Anastasiia	0.00	<b>01:29.34</b>	10.32
5	6	<b>POL - The Republic of Poland</b> NOCON Anna FASZCZEWSKA Karolina WROBEL Julia PISARCZYK Amelia	0.00	<b>01:30.63</b>	11.61
6	1	<b>SWE - Sweden</b> NORDVALL Carolina LUNDAHL Maria PALM Josefin LOENN Kajsa	0.00	<b>01:34.27</b>	15.25
7	7	<b>ITA - The Republic of Italy</b> MAMMI Elisa BORRIELLO Lorenza TEMPERA Cristina ROMEI Giorgia	0.00	<b>01:34.43</b>	15.41
8	8	<b>CAN - Canada</b> BORTOLOTTI Claire Suzanne LEBLANC Mercedes Gillian Fra SMIT Jacinda QUIRK Sienna Germaine	0.00	<b>01:44.73</b>	25.71



Wuhan Five Rings Sports Center Natatorium  
武汉五环体育中心游泳馆

MON 21 OCT 2019  
Start Time 20:16

Lifesaving  
水上救生

4 x 25m Manikin Relay Women

女子4X25米运送假人接力

Final

决赛



## Results 成绩公告

**Legend:**

WR	World Record	CR	CISM Record	R.T.	Reaction Time
----	--------------	----	-------------	------	---------------



Results  
成绩公告

	Record	Name	NOC	Location	Date
WR	01:36.62		JPN	Wroclaw(POL)	21 JUL 2017
CR	01:37.26		CHN	Wuhan(CHN)	20 OCT 2019

Final 1 of 1

Rank	Lane	Nation Code / Name	R.T.	50m	Time	Time Behind	
1	4	<b>CHN - China</b>			<b>01:34.80</b>		WR
		SU Weijun	0.63	24.59	24.59		
		ZHANG Jia	0.23	23.42	48.01		
		LING Huanan	0.30	24.02	01:12.03		
		HOU Yujie	0.21	22.77	01:34.80		
2	3	<b>BRA - Brazil</b>			<b>01:37.19</b>	2.39	CR
		ROSOLEN Guilherme	0.64	24.46	24.46		
		KIRMES Claudemir	0.17	24.45	48.91		
		GIMENES Gustavo	0.35	24.85	01:13.76		
		ROTH Guilherme	0.24	23.43	01:37.19		
3	5	<b>POL - Poland</b>			<b>01:39.11</b>	4.31	
		KOTOWSKI Wojciech	0.63	25.01	25.01		
		DUBIEL Adam	0.11	24.76	49.77		
		NAKIELSKI Hubert	0.16	24.74	01:14.51		
		KEPA Cezary	0.29	24.60	01:39.11		
4	6	<b>RUS - Russian Federation</b>			<b>01:39.59</b>	4.79	
		MARKOV Daniil	0.61	24.35	24.35		
		POTURAEV Nikolai	0.31	24.96	49.31		
		KULIKOV Egenii	0.00	25.47	01:14.78		
		SKVORTSOV Nikolai	0.38	24.81	01:39.59		
5	2	<b>IRI - Iran</b>			<b>01:43.29</b>	8.49	
		KAZEMI Seyedamirmohammad	0.66	25.96	25.96		
		HOSSEINIAN NAEINI Khshayar	0.22	25.39	51.35		
		MALEKA ASHTIANI Soheil	0.28	26.40	01:17.75		
		MALDARGHASRI Pedram	0.10	25.54	01:43.29		
6	7	<b>ITA - Italy</b>			<b>01:44.90</b>	10.10	
		GIUGLAR Diego	0.64	26.76	26.76		
		CESARANO Amedeo	0.34	25.77	52.53		
		LANDI Gianni	0.15	25.50	01:18.03		
		TERSAR Maurizio	0.35	26.87	01:44.90		
7	1	<b>CAN - Canada</b>			<b>01:46.87</b>	12.07	
		ZEILER Zachary Keith	0.60	26.26	26.26		
		KIM Se Hyun	0.33	26.57	52.83		
		MARIER Mathieu	0.17	27.15	01:19.98		
		YOUNG Douglas	0.32	26.89	01:46.87		
	8	<b>GER - Germany</b>			<b>DSQ</b>		
		MALKOWSKI Jan	0.68	27.20	27.20		
		THORWESTEN Fabian	-0.05				
		KOEGLER Frithjof					
		DALLJO Carl Anton					



Wuhan Five Rings Sports Center Natatorium  
武汉五环体育中心游泳馆

SUN 20 OCT 2019  
Start Time 20:58

Lifesaving  
水上救生  
4 x 50m Obstacle Relay Men  
男子4X50米障碍游泳接力  
Final  
决赛



## Results 成绩公告

**Legend:**

WR World Record  
DSQ Disqualified

CR CISM Record

R.T. Reaction Time





Results  
成绩公告

	Record	Name	NOC	Location	Date
WR	01:46.16		POL	Adelaide(AUS)	22 NOV 2018
CR	01:50.23		CHN	Wuhan(CHN)	20 OCT 2019

Final 1 of 1

Rank	Lane	Nation Code / Name	R.T.	50m	Time	Time Behind
1	4	<b>CHN - China</b>			<b>01:47.58</b>	CR
		QIU Yuhan	0.63	26.62	26.62	
		WU Huimin	0.30	27.11	53.73	
		DAI Xiaodie	0.41	27.52	01:21.25	
		ZHANG Sishi	0.35	26.33	01:47.58	
2	3	<b>RUS - Russian Federation</b>			<b>01:52.44</b>	4.86
		LIAZEVA Anastasiia	0.68	27.68	27.68	
		ERMAKOVA Daria	0.43	28.41	56.09	
		PATLASOVA Mariia	0.47	28.22	01:24.31	
		KLIMENTYEVA Elizaveta	0.50	28.13	01:52.44	
3	5	<b>BRA - Brazil</b>			<b>01:52.92</b>	5.34
		XAVIER Thais	0.68	28.31	28.31	
		DE Souza Priscila	0.29	28.41	56.72	
		VENTORIN Thamy	0.39	28.62	01:25.34	
		ATHAYDE Carolina	0.40	27.58	01:52.92	
4	6	<b>GER - Germany</b>			<b>01:57.06</b>	9.48
		STROTKOETTER Jule Elisabeth	0.68	29.04	29.04	
		ZANDER Vivian	0.12	28.60	57.64	
		SEIDEL Celina	0.18	30.09	01:27.73	
		GROTE Jessica	0.41	29.33	01:57.06	
5	1	<b>POL - Poland</b>			<b>01:58.72</b>	11.14
		FASZCZEWSKA Karolina	0.69	30.43	30.43	
		NOCON Anna	0.24	30.32	01:00.75	
		PISARCZYK Amelia	0.45	29.60	01:30.35	
		WROBEL Julia	0.24	28.37	01:58.72	
6	2	<b>ITA - Italy</b>			<b>01:59.22</b>	11.64
		TEMPERA Cristina	0.72	30.78	30.78	
		BORRIELLO Lorenza	0.14	30.54	01:01.32	
		ROMEI Giorgia	0.33	28.25	01:29.57	
		MAMMI Elisa	0.18	29.65	01:59.22	
7	7	<b>SWE - Sweden</b>			<b>01:59.95</b>	12.37
		PALM Josefin	0.73	29.45	29.45	
		LOENN Kajsa	0.44	29.98	59.43	
		EKLIND Tilde	0.30	32.19	01:31.62	
		LUNDAHL Maria	0.30	28.33	01:59.95	
8	8	<b>CAN - Canada</b>			<b>02:02.42</b>	14.84
		SMIT Jacinda	0.74	30.53	30.53	
		MCLEAN Sandra Dawn	0.46	30.68	01:01.21	
		BORTOLOTTI Claire Suzanne	0.49	31.21	01:32.42	
		LEBLANC Mercedes Gillian Fra	0.16	30.00	02:02.42	



Wuhan Five Rings Sports Center Natatorium  
武汉五环体育中心游泳馆

SUN 20 OCT 2019  
Start Time 20:33

Lifesaving  
水上救生

4 x 50m Obstacle Relay Women

女子4X50米障碍游泳接力

Final

决赛



## Results 成绩公告

**Legend:**

WR      World Record                                      CR      CISM Record                                      R.T.      Reaction Time



Results  
成绩公告

	Record	Name	NOC	Location	Date
WR	00:27.27	Wieck Danny	GER	Wroclaw(POL)	22 JUL 2017
CR	00:30.68	Christian Ertel	GER	Warendorf(GER)	1 JAN 2010

Final 1 of 1

Rank	Lane	Name	Nation Code	R.T.	Time	Time Behind	
1	4	KOTOWSKI Wojciech	POL	0.66	00:29.94		CR
2	6	NAKIELSKI Hubert	POL	0.67	00:30.34	0.40	CR
3	5	ROSOLEN Guilherme	BRA	0.64	00:30.37	0.43	CR
4	7	LING Huanan	CHN	0.66	00:30.75	0.81	
5	3	NIU Yujie	CHN	0.67	00:30.89	0.95	
6	1	CESARANO Amedeo	ITA	0.64	00:31.14	1.20	
7	2	SKVORTSOV Nikolai	RUS	0.76	00:31.72	1.78	
8	8	POTURAEV Nikolai	RUS	0.68	00:31.96	2.02	

Legend:

WR World Record      CR CISM Record      R.T. Reaction Time



Results  
成绩公告

	Record	Name	NOC	Location	Date
WR	00:32.79	Quilter Laura	NZL	Gold Coast(AUS)	6 AUG 2016
CR	00:35.50	Huimin Wu	CHN	Wuhan(CHN)	20 OCT 2019

Final 1 of 1

Rank	Lane	Name	Nation Code	R.T.	Time	Time Behind	
1	4	WU Huimin	CHN	0.69	<b>00:33.93</b>		CR
2	5	BAO Xueyi	CHN	0.73	<b>00:35.79</b>	1.86	
3	3	de SOUZA Priscila	BRA	0.66	<b>00:37.36</b>	3.43	
4	6	XAVIER Thais	BRA	0.69	<b>00:38.11</b>	4.18	
5	2	LIAZEVA Anastasiia	RUS	0.67	<b>00:38.81</b>	4.88	
6	8	STROTKOETTER JE	GER	0.63	<b>00:38.87</b>	4.94	
7	7	WROBEL Julia	POL	0.73	<b>00:38.97</b>	5.04	
8	1	LUNDAHL Maria	SWE	0.73	<b>00:40.05</b>	6.12	

Legend:

WR World Record      CR CISM Record      R.T. Reaction Time



Results  
成绩公告

	Record	Name	NOC	Location	Date
<b>WR</b>	00:49.02	Musso Jacopo	ITA	Wroclaw(POL)	22 JUL 2017
<b>CR</b>	00:51.16	PAVEL KABANOV	RUS	Wuhan(CHN)	22 OCT 2019

Final 1 of 1

Rank	Lane	Name	Nation Code	R.T.	50m	Time	Time Behind	
1	4	KABANOV Pavel	RUS	0.90	18.27	<b>00:49.17</b>		<b>CR</b>
						30.90		
2	6	MALKOWSKI Jan	GER	0.80	18.71	<b>00:49.95</b>	0.78	<b>CR</b>
						31.24		
3	5	PEREIRA Filipe	BRA	0.82	20.66	<b>00:51.25</b>	2.08	
						30.59		
3	3	THORWESTEN Fabian	GER	0.63	19.83	<b>00:51.25</b>	2.08	
						31.42		
5	1	LANDI Gianni	ITA	0.77	22.23	<b>00:54.19</b>	5.02	
						31.96		
6	2	KEPA Cezary	POL	0.74	22.34	<b>00:56.36</b>	7.19	
						34.02		
7	7	MALEKA ASHTIANI S.	IRI	1.02	23.29	<b>00:59.33</b>	10.16	
						36.04		
8	8	NIU Yujie	CHN	0.89	25.50	<b>01:02.92</b>	13.75	
						37.42		

Legend:

WR World Record      CR CISM Record      R.T. Reaction Time



Results  
成绩公告

	Record	Name	NOC	Location	Date
WR	00:55.40	Volpini Federica	ITA	Riccione(ITA)	25 MAY 2019
CR	01:00.02	VIVIAN ZANDER	GER	Wuhan(CHN)	22 OCT 2019

Final 1 of 1

Rank	Lane	Name	Nation Code	R.T.	50m	Time	Time Behind	
1	5	PATLASOVA Mariia	RUS	0.84	23.98	<b>00:58.75</b>		CR
						34.77		
2	3	STROTKOETTER JE	GER	0.71	24.02	<b>00:59.40</b>	0.65	CR
						35.38		
3	4	ZANDER Vivian	GER	0.74	23.67	<b>01:00.71</b>	1.96	
						37.04		
4	1	KLIMENTYEVA E	RUS	0.94	25.06	<b>01:01.02</b>	2.27	
						35.96		
5	6	LUENGAS MENGUAL M	ESP	0.82	23.21	<b>01:02.67</b>	3.92	
						39.46		
6	2	XAVIER Thais	BRA	0.80	24.82	<b>01:02.98</b>	4.23	
						38.16		
7	7	HU Yifan	CHN	0.87	26.95	<b>01:05.88</b>	7.13	
						38.93		
8	8	BAO Xueyi	CHN	0.84	26.95	<b>01:07.78</b>	9.03	
						40.83		

Legend:

WR World Record      CR CISM Record      R.T. Reaction Time



Results  
成绩公告

	Record	Name	NOC	Location	Date
WR	01:26.19		GER	Adelaide(AUS)	23 NOV 2018
CR	01:30.36		BRA	Wuhan(CHN)	22 OCT 2019

Final 1 of 1

Rank	Lane	Nation Code / Name	R.T.	50m	Time	Time Behind	
1	5	<b>CHN - China</b>			<b>01:27.37</b>		CR
		ZHANG Jia	0.69	23.12	23.12		
		LI Zhuoheng	0.00	15.61	38.73		
		HOU Yujie	0.00	24.44	01:03.17		
		NIU Yujie	0.00	24.20	01:27.37		
2	3	<b>RUS - Russian Federation</b>			<b>01:27.51</b>	0.14	CR
		MARKOV Daniil	0.63	22.98	22.98		
		KABANOV Pavel	0.11	14.71	37.69		
		SKVORTSOV Nikolai	0.00	25.70	01:03.39		
		POTURAEV Nikolai	0.00	24.12	01:27.51		
3	4	<b>BRA - Brazil</b>			<b>01:28.81</b>	1.44	CR
		ROTH Guilherme	0.64	23.45	23.45		
		ROSOLEN Guilherme	0.08	15.00	38.45		
		KIRMES Claudemir	0.41	26.84	01:05.29		
		PEREIRA Filipe	0.00	23.52	01:28.81		
4	2	<b>GER - Germany</b>			<b>01:29.89</b>	2.52	CR
		DALLJO Carl Anton	0.75	25.12	25.12		
		MALKOWSKI Jan	0.08	15.14	40.26		
		KOGLER Frithjof	0.23	27.04	01:07.30		
		THORWESTEN Fabian	0.00	22.59	01:29.89		
5	6	<b>POL - Poland</b>			<b>01:30.19</b>	2.82	CR
		KOTOWSKI Wojciech	0.67	23.48	23.48		
		DUBIEL Adam	0.13	18.24	41.72		
		NAKIELSKI Hubert	0.21	24.62	01:06.34		
		KEPA Cezary	0.00	23.85	01:30.19		
6	7	<b>ITA - Italy</b>			<b>01:33.04</b>	5.67	
		GIUGLAR Diego	0.75	25.94	25.94		
		CESARANO Amedeo	0.16	17.75	43.69		
		LANDI Gianni	0.00	25.25	01:08.94		
		TERSAR Maurizio	0.00	24.10	01:33.04		
7	1	<b>SUI - Switzerland</b>			<b>01:36.38</b>	9.01	
		ALBUS Cyrill	0.69	25.51	25.51		
		LENZLINGER Nico	0.31	17.16	42.67		
		WANGER Sandro Michael	0.20	26.67	01:09.34		
		TUNZI Tobias Leif	0.00	27.04	01:36.38		
8	8	<b>SWE - Sweden</b>			<b>01:44.12</b>	16.75	
		MAANSSON Viktor	0.76	26.58	26.58		
		BLOMBERG Linus	0.21	19.59	46.17		
		PETERSON Max	0.24	27.47	01:13.64		
		OLSEN Thomas	0.00	30.48	01:44.12		



Wuhan Five Rings Sports Center Natatorium  
武汉五环体育中心游泳馆

TUE 22 OCT 2019  
Start Time 20:59

Lifesaving  
水上救生  
**4 x 50m Medley Relay Men**  
男子4X50米混合救生接力  
**Final**  
决赛



## Results 成绩公告

**Legend:**

WR	World Record	CR	CISM Record	R.T.	Reaction Time
----	--------------	----	-------------	------	---------------



Results  
成绩公告

	Record	Name	NOC	Location	Date
WR	01:37.47		POL	Adelaide(AUS)	29 NOV 2018
CR	01:44.32		CHN	Wuhan(CHN)	22 OCT 2019

Final 1 of 1

Rank	Lane	Nation Code / Name	R.T.	50m	Time	Time Behind	
1	5	<b>BRA - Brazil</b>			<b>01:40.97</b>		CR
		DE Souza Priscila	0.72	26.18	26.18		
		XAVIER Thais	0.52	18.68	44.86		
		ATHAYDE Carolina	0.45	29.01	01:13.87		
		FAGUNDES Isabel	0.00	27.10	01:40.97		
2	4	<b>CHN - China</b>			<b>01:41.11</b>	0.14	CR
		ZHANG Sishi	0.67	25.87	25.87		
		DAI Xiaodie	0.10	18.92	44.79		
		QIU Yuhan	0.48	28.24	01:13.03		
		HU Yifan	0.00	28.08	01:41.11		
3	3	<b>RUS - Russian Federation</b>			<b>01:41.16</b>	0.19	CR
		LIAZEVA Anastasiia	0.68	26.52	26.52		
		BARANOVSKAYA Valeriya	0.23	18.11	44.63		
		ERMAKOVA Daria	0.37	29.05	01:13.68		
		KLIMENTYEVA Elizaveta	0.00	27.48	01:41.16		
4	7	<b>ITA - Italy</b>			<b>01:45.10</b>	4.13	
		BORRIELLO Lorenza	0.74	28.49	28.49		
		TEMPERA Cristina	0.12	19.70	48.19		
		MAMMI Elisa	0.23	28.41	01:16.60		
		ROMEI Giorgia	0.00	28.50	01:45.10		
5	6	<b>GER - Germany</b>			<b>01:45.24</b>	4.27	
		SEIDEL Celina	0.81	29.18	29.18		
		ZANDER Vivian	0.14	18.52	47.70		
		STROTKOETTER Jule Elisabeth	0.22	29.05	01:16.75		
		GROTE Jessica	0.00	28.49	01:45.24		
6	1	<b>POL - Poland</b>			<b>01:45.43</b>	4.46	
		NOCON Anna	0.75	27.44	27.44		
		FASZCZEWSKA Karolina	0.00	19.30	46.74		
		WROBEL Julia	0.10	30.35	01:17.09		
		PISARCZYK Amelia	0.00	28.34	01:45.43		
7	2	<b>SWE - Sweden</b>			<b>01:46.37</b>	5.40	
		PALM Josefin	0.71	27.91	27.91		
		NORDVALL Carolina	0.10	20.72	48.63		
		LUNDAHL Maria	0.28	29.04	01:17.67		
		LOENN Kajsa	0.00	28.70	01:46.37		
8	8	<b>CAN - Canada</b>			<b>01:51.05</b>	10.08	
		LEBLANC Mercedes Gillian Fra	0.81	28.85	28.85		
		SMIT Jacinda	0.08	20.03	48.88		
		MCLEAN Sandra Dawn	0.44	31.61	01:20.49		
		BORTOLOTTI Claire Suzanne	0.00	30.56	01:51.05		



Wuhan Five Rings Sports Center Natatorium  
武汉五环体育中心游泳馆

TUE 22 OCT 2019  
Start Time 20:34

Lifesaving  
水上救生

4 x 50m Medley Relay Women  
女子4X50米混合救生接力

Final  
决赛



## Results 成绩公告

**Legend:**

WR	World Record	CR	CISM Record	R.T.	Reaction Time
----	--------------	----	-------------	------	---------------



Results  
成绩公告

	Record	Name	NOC	Location	Date
<b>WR</b>	01:53.33	Kent Steven	NZL	Montpellier(FRA)	17 SEP 2014
<b>CR</b>	01:58.50	Florian Janistyn	AUT	Warendorf(GER)	1 JAN 2010

Final 1 of 1

Rank	Lane	Name	Nation Code	R.T.	50m	100m	150m	Time	Time Behind	
1	4	HOU Yujie	CHN	0.60	26.16	55.41	01:25.22	<b>01:53.45</b>		<b>CR</b>
						29.25	29.81	28.23		
2	7	LING Huanan	CHN	0.67	26.91	56.30	01:26.60	<b>01:57.24</b>	3.79	<b>CR</b>
						29.39	30.30	30.64		
3	6	KULIKOV Egenii	RUS	0.77	27.82	57.93	01:28.18	<b>01:57.52</b>	4.07	<b>CR</b>
						30.11	30.25	29.34		
4	5	KIRMES Claudemir	BRA	0.69	27.52	58.32	01:29.29	<b>01:59.99</b>	6.54	
						30.80	30.97	30.70		
5	3	DUBIEL Adam	POL	0.71	27.54	57.50	01:28.45	<b>02:00.73</b>	7.28	
						29.96	30.95	32.28		
6	1	STANIELEWICZ B	POL	0.76	28.98	01:00.52	01:32.75	<b>02:05.29</b>	11.84	
						31.54	32.23	32.54		
7	2	KOEGLER Frithjof	GER	0.80	28.01	59.34	01:32.58	<b>02:06.03</b>	12.58	
						31.33	33.24	33.45		
8	8	KAZEMI S	IRI	0.70	28.01	59.86	01:34.20	<b>02:08.71</b>	15.26	
						31.85	34.34	34.51		

Legend:

WR World Record      CR CISM Record      R.T. Reaction Time



Results  
成绩公告

	Record	Name	NOC	Location	Date
<b>WR</b>	02:01.88	Ying Lu	CHN	Kaohsiung(CHN)	23 JUL 2009
<b>CR</b>	02:09.91	YUHAN QIU	CHN	Wuhan(CHN)	22 OCT 2019

Final 1 of 1

Rank	Lane	Name	Nation Code	R.T.	50m	100m	150m	Time	Time Behind	
1	3	ZHANG Sishi	CHN	0.67	28.58	01:00.03	01:31.67	<b>02:02.95</b>		<b>CR</b>
						31.45	31.64	31.28		
2	4	QIU Yuhan	CHN	0.67	28.32	59.23	01:31.00	<b>02:03.76</b>	0.81	<b>CR</b>
						30.91	31.77	32.76		
3	6	ATHAYDE Carolina	BRA	0.73	29.88	01:01.99	01:35.05	<b>02:08.91</b>	5.96	<b>CR</b>
						32.11	33.06	33.86		
4	5	ROMEI Giorgia	ITA	0.72	30.08	01:02.79	01:36.23	<b>02:10.33</b>	7.38	
						32.71	33.44	34.10		
5	2	FAGUNDES Isabel	BRA	0.77	31.20	01:05.76	01:41.84	<b>02:17.62</b>	14.67	
						34.56	36.08	35.78		
6	7	LUNDAHL Maria	SWE	0.70	31.37	01:05.75	01:42.03	<b>02:18.57</b>	15.62	
						34.38	36.28	36.54		
7	1	MAMMI Elisa	ITA	0.72	31.88	01:08.14	01:45.63	<b>02:22.57</b>	19.62	
						36.26	37.49	36.94		
8	8	LEBLANC MGF	CAN	0.81	32.53	01:08.36	01:46.46	<b>02:24.33</b>	21.38	
						35.83	38.10	37.87		

Legend:

WR World Record      CR CISM Record      R.T. Reaction Time

### Medallists by Event

奖牌获得者(按项目排列)

As of SAT 26 OCT 2019 at 21:01

Event	Date	Medal	Name	NAT Code
Mixed Doubles	23 OCT 2019	GOLD	FAN Z/MU Z	CHN
		SILVER	ZHOU Y/SUN M	CHN
		BRONZE	HAM YS/CHA HS	PRK
Women's Doubles	24 OCT 2019	GOLD	CHEN K/MU Z	CHN
		SILVER	LIU X/SUN M	CHN
		BRONZE	CHA HS/KIM NH	PRK
Men's Doubles	24 OCT 2019	GOLD	FAN Z/ZHOU Y	CHN
		SILVER	ZHOU K/XU C	CHN
		BRONZE	KIM HJ/HAM YS	PRK
Women's Singles	26 OCT 2019	GOLD	MU Z	CHN
		SILVER	KIM SI	PRK
		BRONZE	LIU X	CHN
Men's Singles	26 OCT 2019	GOLD	FAN Z	CHN
		SILVER	JEOUNG YS	KOR
		BRONZE	XU C	CHN
Men's Team	21 OCT 2019	GOLD	FAN Zhendong ZHOU Kai XU Chenhao ZHOU Yu	CHN
		SILVER	KIM Hyong Jin RO Hyon Song AN Ji Song HAM Yu Song	PRK
		BRONZE	KIM Donghyun JEOUNG Young Sik CHO Jaejun JEONG Yeonghun	KOR

**Draw**  
对阵晋级图

8FNL	Nation	Quarterfinals	Semifinals	Finals
FAN Z/MU Z	CHN	FAN Z/MU Z	FAN Z/MU Z	<p><b>GOLD</b></p> <p>FAN Z/MU Z 4:1 (3:11,11:6,12:10,11:4,11:9)</p>
LIYANAGE S/NAYAMANA U	SRI	22 OCT 11:00 TE01 RO HS/RI HS	3:0(11:9,11:1,11:9)	
22 OCT 10:00 TE02		3:0(11:6,11:8,11:5)		
RO HS/RI HS	PRK		23 OCT 10:00 TE01	
XU C/CHEN K	CHN	XU C/CHEN K	4:1(5:11,11:3,11:4,11:8,11:4)	
22 OCT 10:00 TE01		3:0(11:1,11:3,11:2)		
YALAGE RMP/ELUWAHANDI	SRI	HAM YS/CHA HS	3:0(11:4,12:10,11:8)	
MATLHATSI/KEBODIWANG	BOT	22 OCT 11:00 TE03 HAM YS/CHA HS		
22 OCT 10:00 TE03		3:0(11:2,11:4,11:2)		
HAM YS/CHA HS	PRK		23 OCT 19:45 TE01	
AN JS/KIM NH	PRK	AN JS/KIM NH		<p><b>SILVER</b></p> <p>ZHOU Y/SUN M 1:4 (11:3,6:11,10:12,4:11,9:11)</p>
HEWA M T/LIYANAGE D	SRI	22 OCT 11:30 TE01 ZHOU Y/SUN M	3:0(11:7,11:8,11:9)	
22 OCT 10:30 TE01		3:0(11:2,11:2,11:2)		
ZHOU Y/SUN M	CHN		23 OCT 10:45 TE01	
ZHOU K/LIU X	CHN	ZHOU K/LIU X	4:3 (8:11,11:7,6:11,12:10,11:4,6:11,11:9)	
22 OCT 10:30 TE03		3:0(11:3,11:3,11:2)		
KULAPPUWA/PERERA TRW	SRI	ZHOU K/LIU X	3:1(11:8,5:11,11:7,11:4)	
		22 OCT 11:30 TE03 KIM HJ/KIM SI		
KIM HJ/KIM SI	PRK			
				<p><b>BRONZE</b></p> <p>HAM YS/CHA HS 4:3 (10:12,9:11,11:7,11:7,11:2,3:11,11:7)</p>
			23 OCT 19:00 TE01	



**Draw**  
对阵晋级图

Quarterfinals	Nation	Semifinals	Finals
RI HS/KIM SI	PRK	RI HS/KIM SI	
		24 OCT 11:00 TE01	LIU X/SUN M 4:0(11:9,13:11,11:8,14:12)
PERERA TRW/LIYANAGE D	SRI	LIU X/SUN M 3:0(11:2,11:2,11:2)	
24 OCT 10:00 TE03			24 OCT 19:00 TE01
LIU X/SUN M	CHN		CHEN K/MU Z 4:1(11:9,11:9,7:11,11:9,11:6)
CHEN K/MU Z	CHN	CHEN K/MU Z 3:0(11:3,11:4,11:3)	
24 OCT 10:00 TE01		24 OCT 11:45 TE01	CHEN K/MU Z 4:0(11:4,11:6,11:2,11:8)
ELUWAHANDI/NAYAMANA U	SRI		
CHEN K/MU Z	CHN	CHA HS/KIM NH	
			SILVER
CHA HS/KIM NH	PRK		LIU X/SUN M 1:4(9:11,9:11,11:7,9:11,6:11)
		RI HS/KIM SI	BRONZE
		24 OCT 15:30 TE01	CHA HS/KIM NH 4:0(11:7,11:7,12:10,11:7)
		CHA HS/KIM NH	

**Draw**  
对阵晋级图

8FNL	Nation	Quarterfinals	Semifinals	Finals
FAN Z/ZHOU Y	CHN	FAN Z/ZHOU Y	FAN Z/ZHOU Y	FAN Z/ZHOU Y 4:3 (10:12,11:9,11:9,11:8,10:12,8:11,11:6)
KREANGKA K/STAMATOUIROS G	GRE	24 OCT 10:30 TE01 KREANGKA K/STAMATOUIROS G 3:0(11:5,11:7,11:4)	3:0(12:10,11:6,11:2)	
ALABBAD A/ALJADAI N	KSA	AL M A K A/HUSSEIN M	24 OCT 14:00 TE01	FAN Z/ZHOU Y 4:3 (10:12,11:9,11:9,11:8,10:12,8:11,11:6)
AL M A K A/HUSSEIN M	QAT	23 OCT 16:00 TE02 HEWA M/KULAPPUWA SRI 3:0(11:3,11:4,11:9)	RO HS/AN JS 3:1(9:11,11:6,11:1,11:4)	
CHO J/JEONG Y	KOR	24 OCT 10:30 TE02 RO HS/AN JS	3:1(9:11,11:6,11:1,11:4)	24 OCT 19:45 TE01 GOLD FAN Z/ZHOU Y 4:1 (11:7,12:10,13:15,11:4,11:2)
RO HS/AN JS	PRK	3:0(11:6,11:8,11:2)		
ALKHADRAWI/BU S A S	KSA	ALKHADRAWI/BU S A S	KIM HJ/HAM YS	ZHOU K/XU C 4:1(11:9,11:8,7:11,11:7,11:3)
TEMA W/MATLHATSI TP	BOT	3:0(11:4,11:5,11:5)	3:1(11:4,11:8,10:12,11:7)	
ANGELAKIS K/VLOTINOS I	GRE	24 OCT 10:30 TE04 KIM HJ/HAM YS	24 OCT 14:45 TE01	SILVER ZHOU K/XU C 1:4 (7:11,10:12,15:13,4:11,2:11)
23 OCT 16:00 TE05 KIM HJ/HAM YS	PRK	3:1(11:3,11:13,11:6,14:12)	ZHOU K/XU C 3:0(11:8,11:7,11:9)	
ZHOU K/XU C	CHN	ZHOU K/XU C	ZHOU K/XU C	BRONZE KIM HJ/HAM YS 4:2 (8:11,5:11,11:7,11:6,11:8,13:11)
23 OCT 16:00 TE01 LIYANAGE S/YALAGE RMP	SRI	3:0(11:6,11:3,11:3)	3:0(11:8,11:7,11:9)	
KIM D/JEOUNG YS	KOR	24 OCT 10:30 TE03 KIM D/JEOUNG YS		
RO HS/AN JS			24 OCT 16:15 TE01	
			KIM HJ/HAM YS	





Draw  
对阵晋级图

8FNL	Nation	Quarterfinals	Semifinals	Finals
KIM SI	PRK	KIM SI	KIM SI	KIM SI 4:2 (11:4,11:1,9:11,11:13,11:8,11:3)
NAYAMANA URAPOLAGE	SRI	23 OCT 15:15 TE03 CHEN K	4:2 (10:12,12:10,7:11,11:5,11:7,11:7)	
22 OCT 19:00 TE01 CHEN K	CHN	4:0(11:2,11:3,11:4,11:3)	25 OCT 19:00 TE01	26 OCT 19:00 TE01 MU Z 4:2 (11:5,8:11,11:7,11:5,11:13,12:10)
RI HS	PRK	RI HS	4:2 (12:14,11:7,11:3,5:11,11:4,11:6)	
22 OCT 19:00 TE02 KEBODIWANG PG	BOT	4:0(11:1,11:6,11:4,11:4)	SUN M	26 OCT 19:00 TE01 MU Z 4:2 (11:5,8:11,11:7,11:5,11:13,12:10)
ELUWAHANDI DNW	SRI	23 OCT 15:15 TE04 SUN M	4:2 (11:5,5:11,11:9,11:5,10:12,11:7)	
22 OCT 19:00 TE03 SUN M	CHN	4:0(11:1,11:2,11:2,11:2)	25 OCT 19:45 TE01	26 OCT 11:30 TE01 LIU X 4:1(11:8,11:8,11:5,10:12,11:8)
KIM NH	PRK	KIM NH	4:2 (11:5,13:15,13:11,11:5,6:11,15:13)	
PERERA TRW	SRI	23 OCT 15:15 TE02 LIU X	MU Z	SUN M 26 OCT 11:30 TE01 LIU X
22 OCT 19:00 TE04 LIU X	CHN	4:0(11:2,11:2,11:1,11:4)	4:0(17:15,11:5,11:8,12:10)	
MU Z	CHN	MU Z	MU Z	SUN M 26 OCT 11:30 TE01 LIU X
22 OCT 19:00 TE05 LIYANAGE DLSC	SRI	4:0(11:2,11:2,11:1,11:1)	4:2 (11:5,13:15,13:11,11:5,6:11,15:13)	
CHA HS	PRK	23 OCT 15:15 TE01 CHA HS	MU Z	SUN M 26 OCT 11:30 TE01 LIU X
CHA HS	PRK	4:0(11:2,11:2,11:1,11:1)	4:2 (11:5,13:15,13:11,11:5,6:11,15:13)	
				GOLD
				MU Z
				SILVER
				KIM SI
				2:4 (5:11,11:8,7:11,5:11,13:11,10:12)
				BRONZE
				LIU X

Draw  
对阵晋级图

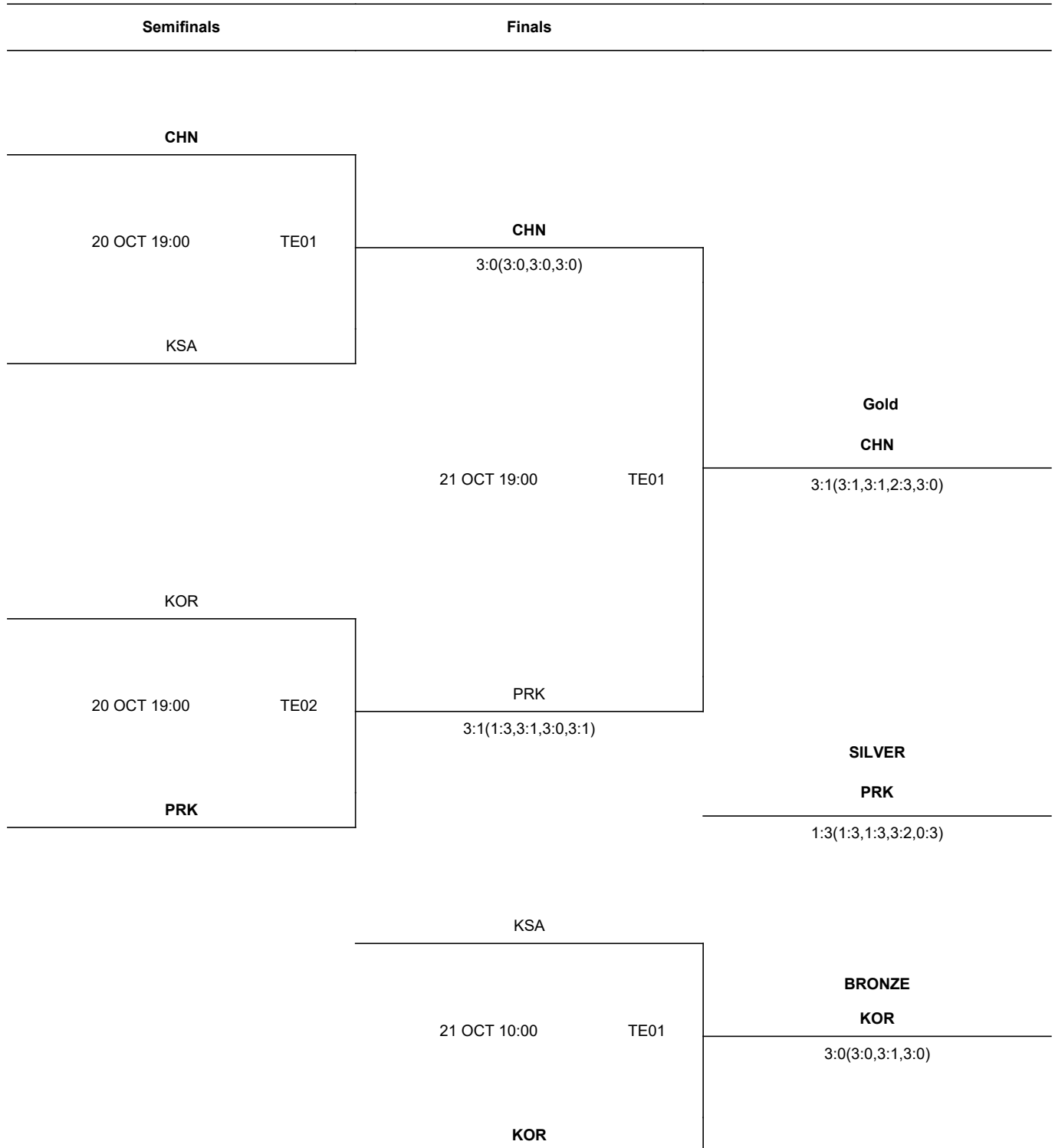
R32	Nation	8FNL	Quarterfinals	Semifinals	Finals
FAN Z	CHN				
KIM HJ	PRK	25 OCT 10:00 TE01 KIM HJ	4:1(11:8,11:8,7:11,11:8,12:10)		
ANGELAKIS K	GRE	4:1(11:5,11:8,8:11,11:4,11:8)			
ALABBAD ABDULAZIZ.	KSA	25 OCT 11:30 TE01 ALABBAD ABDULAZIZ.	4:0(11:2,11:3,11:7,11:4)	4:0(11:7,11:9,11:2,11:8)	
HEWA MADHAGE TCPP	SRI	4:0(11:2,11:3,11:7,11:4)			
JEONG Y	KOR	25 OCT 10:00 TE02 JEONG Y	4:1(9:11,11:4,11:5,12:10,13:11)		
HUSSEIN MAAA	QAT	4:1(11:13,11:8,11:7,11:2,11:6)			
XU C	CHN	26 OCT 10:00 TE01 XU C			4:0(12:10,11:9,11:5,11:2)
TEMA W	BOT	4:0(11:2,11:4,11:7,11:5)			
STAMATOUIROS Georgios	GRE	25 OCT 10:00 TE03 CHO J	4:0(11:9,11:7,11:6,11:6)		
CHO J	KOR	4:1(11:9,7:11,11:3,11:9,11:3)			26 OCT 19:45 TE01
ALJADAI NAIF MOHAMMED	KSA	25 OCT 11:30 TE03 ALJADAI NAIF MOHAMMED	4:0(11:7,11:6,13:11,11:5)	4:2 (11:5,11:5,8:11,5:11,11:9,11:5)	
AL MOHANNADI AKA	QAT	4:1(11:7,16:14,7:11,11:5,11:3)			
KULAPPUWA WADU IU	SRI	25 OCT 10:00 TE04 AN JS			
AN JS	PRK	4:0(11:4,11:2,11:8,11:5)			

Draw  
对阵晋级图

R32	Nation	8FNL	Quarterfinals	Semifinals	Finals
ZHOU Y	CHN				
		ZHOU Y			
KREANGKA K	GRE	25 OCT 10:45 TE01	RO HS		
22 OCT 20:30 TE01		RO HS	4:2 (7:11,8:11,12:10,11:7,11:5,12:10)		
RO HS	PRK	4:3 (9:11,11:6,11:7,6:11,11:4,5:11,11:7)			
KIM D	KOR		25 OCT 12:15 TE01		
23 OCT 14:30 TE02		KIM D		KIM D	
LIYANAGE SK	SRI	4:0(11:1,11:2,11:6,11:2)		4:3 (6:11,11:7,12:10,11:13,8:11,11:7,11:4)	
ALAWLAQI AMSN	QAT	25 OCT 10:45 TE02	KIM D		
23 OCT 14:30 TE03		ALKHADRAWI ALI NO.	4:0(11:4,11:4,11:4,11:8)		
ALKHADRAWI ALI NO.	KSA	4:0(11:3,11:4,11:7,11:5)			
HAM YS	PRK			26 OCT 10:45 TE01	
23 OCT 14:30 TE04		HAM YS			JEOUNG YS
MATLHATSI TP	BOT	4:0(11:1,11:2,11:6,11:5)			4:1(11:8,11:9,6:11,11:6,11:6)
YALAGE RMP	SRI	25 OCT 10:45 TE03	HAM YS		
23 OCT 14:30 TE05		BU SHULAYBI ABDULAZIZ SAAD	4:0(11:4,11:4,12:10,11:6)		
BU SHULAYBI ABDULAZIZ SAAD	KSA	4:0(11:6,11:5,11:9,11:9)			
ZHOU K	CHN		25 OCT 12:15 TE03		
23 OCT 14:30 TE01		ZHOU K		JEOUNG YS	
VLOTINOS I	GRE	4:0(11:2,11:5,11:7,11:7)		4:1(11:9,11:9,5:11,11:3,12:10)	
				FAN Z	
		25 OCT 10:45 TE04	JEOUNG YS	26 OCT 19:45 TE01	GOLD
		JEOUNG YS	4:3 (7:11,9:11,11:8,7:11,13:11,11:5,11:5)	JEOUNG YS	FAN Z
					4:0(11:4,11:5,11:9,11:4)
JEOUNG YS	KOR				SILVER
					JEOUNG YS
					0:4(4:11,5:11,9:11,4:11)
				XU C	BRONZE
				26 OCT 12:15 TE01	XU C
				KIM D	4:0(11:5,11:7,11:7,11:3)



**Draw**  
对阵晋级图



## MEDALLISTS BY WEIGHT CATEGORIES

### 单项获奖名单

As of 26 OCT 2019

After 16 of 16 Weight Categories

Event	Date	Medal	Name	Nation
Men -74kg	23 OCT 2019	Gold	KATOUSSE Firas	TUN
		Silver	PARK Sanguk	KOR
		Bronze	KRIVEICHENKO Nikita	RUS
		Bronze	BAKSHIKALHORI Amirmohammad	IRI
Men +87kg	23 OCT 2019	Gold	ZHAPAROV Ruslan	KAZ
		Silver	LARIN Vladislav	RUS
		Bronze	TIAN Jian	CHN
		Bronze	CHO Minkwang	KOR
Women -49kg	23 OCT 2019	Gold	MANNOPOVA Madinabonu	UZB
		Silver	ABDELSALAM Nour	EGY
		Bronze	AYDIN Ela	GER
		Bronze	LI Zhaoyi	CHN
Women -73kg	23 OCT 2019	Gold	LI Chen	CHN
		Silver	KOERNDL Vanessa Maria	GER
		Bronze	SMIRAGLIA Maristella	ITA
		Bronze	FIDELIS Raiany	BRA
Men -58kg	24 OCT 2019	Gold	RASHITOV Ulugbek	UZB
		Silver	LIANG Yushuai	CHN
		Bronze	BONNET Kylian	FRA
		Bronze	PALANGAFKAN Mohammadhasan	IRI
Men -68kg	24 OCT 2019	Gold	MARQUES Edival	BRA
		Silver	TOIROV Sardor	UZB
		Bronze	MOHAMMAD MEHDI Emadi Moshtaghin	IRI
		Bronze	MOSTAFA Abdelrahman	EGY
Women -46kg	24 OCT 2019	Gold	WU Jiayi	CHN
		Silver	YONG Yvette Hui Hua	CAN
		Bronze	GUERUEZ Oezlem	GER
		Bronze	ARTAMONOVA Anastasiia	RUS
Women +73kg	24 OCT 2019	Gold	OSIPOVA Svetlana	UZB
		Silver	AVOULETTE Solene	FRA
		Bronze	RIBESRO DE SIQUEINA Gabriele Cristina	BRA
		Bronze	MUZYCHKA Olga	RUS
Men -54kg	25 OCT 2019	Gold	MELO Paulo	BRA
		Silver	IMAN Akbarzdeh Mahaleh Kalaei	IRI
		Bronze	TURGANBEKOV Otabek	UZB
		Bronze	LIU Dongdong	CHN
Men -63kg	25 OCT 2019	Gold	KIM Hyeongwoo	KOR
		Silver	CHELLAMOOTOO Dylan	FRA
		Bronze	PULATOV Niyaz	UZB
		Bronze	ZARMAN Ibrahim	INA
Women -53kg	25 OCT 2019	Gold	KAYUMOVA Charos	UZB
		Silver	NOTHAFT Roxana Nadja	GER
		Bronze	WEI Xiaojing	CHN
		Bronze	SARAIVA Leonor	BRA
Women -62kg	25 OCT 2019	Gold	SONG Jie	CHN
		Silver	SANTOS Caroline	BRA
		Bronze	SADIKOVA Feruza	UZB
		Bronze	KRAAYEVELD Ashley Nicole	CAN
Men -80kg	26 OCT 2019	Gold	KHRAMTSOV Maksim	RUS
		Silver	HERNANDEZ ENCARNACION Moises	DOM
		Bronze	ZHANG Kai	CHN
		Bronze	EISSA Seif	EGY
Men -87kg	26 OCT 2019	Gold	KAMALOV Rafael	RUS
		Silver	SEO Gwangwon	KOR
		Bronze	ZIANI Nour Eddine	MAR
		Bronze	STEWART Jordan Isaiah Drake	CAN
Women -57kg	26 OCT 2019	Gold	EVLAMPEVA Elena	RUS
		Silver	MAMADIBRAGIMOVA Dinorakhon	UZB
		Bronze	FROEMMING Anna Iena	GER
		Bronze	ZHAN Tianrui	CHN

## MEDALLISTS BY WEIGHT CATEGORIES

### 单项获奖名单

As of 26 OCT 2019

Event	Date	Medal	Name	Nation
Women -67kg	26 OCT 2019	Gold	ZHANG Mengyu	CHN
		Silver	TURSUNKULOVA Nigora	UZB
		Bronze	BAKLANOVA Anastasiia	RUS
		Bronze	MALAK Hedaya	EGY



**DRAW SHEET**  
对阵图

Draw Pos.	Bib No.	Name	Nation	Round of 16	Quarterfinals	Semifinals	Gold Medal Contest	Gold Medallist																		
(1)	121	BAKHSHIKALHORI Amirmohammad	IRI	BAKHSHIKALHORI A			<table border="1"> <thead> <tr> <th colspan="2">Classification</th> </tr> </thead> <tbody> <tr><td>1</td><td>KATOUSSE F TUN</td></tr> <tr><td>2</td><td>PARK S KOR</td></tr> <tr><td>3</td><td>KRIVEICHENKO N RUS</td></tr> <tr><td>3</td><td>BAKHSHIKALHORI A IRI</td></tr> <tr><td>5</td><td>DAOUDI K MAR</td></tr> <tr><td>5</td><td>RIBEIRO N BRA</td></tr> <tr><td>7</td><td>TEBIB H ALG</td></tr> <tr><td>7</td><td>ZOKIROV K UZB</td></tr> </tbody> </table>	Classification		1	KATOUSSE F TUN	2	PARK S KOR	3	KRIVEICHENKO N RUS	3	BAKHSHIKALHORI A IRI	5	DAOUDI K MAR	5	RIBEIRO N BRA	7	TEBIB H ALG	7	ZOKIROV K UZB	
Classification																										
1	KATOUSSE F TUN																									
2	PARK S KOR																									
3	KRIVEICHENKO N RUS																									
3	BAKHSHIKALHORI A IRI																									
5	DAOUDI K MAR																									
5	RIBEIRO N BRA																									
7	TEBIB H ALG																									
7	ZOKIROV K UZB																									
(17)	120	POLAND Niklas	USA		C103 BAKHSHIKALHORI A PTF 19 : 6																					
(16)	139	MAHMOUD Karim	EGY	A101 MAHMOUD K SUP 0 : 0																						
(9)	111	ADNAN KARIM Hamza	GER	ADNAN KARIM H	B109	BAKHSHIKALHORI A PTF 18 : 4																				
(8)	117	GIL ADAMES Brayán	DOM	GIL ADAMES B	B102	ADNAN KARIM H PTF 32 : 21																				
(5)	123	DAOUDI Khalid	MAR	DAOUDI K		<b>Pool A</b> C114	PARK S PTF 6 : 9																			
(12)	005	MVONDO KONGO STEPHANE	CMR	MVONDO KONGO STEP.	C102	DAOUDI K PTG 26 : 6																				
(13)	084	TEBIB Hani	ALG	TEBIB H		C109	PARK S PTF 7 : 9																			
(4)	116	PARK Sanguk	KOR	PARK S	A103	PARK S PTF 17 : 30																				
(3)	128	KRIVEICHENKO Nikita	RUS	KRIVEICHENKO N			B123	KATOUSSE F PTF 8 : 13																		
(19)	115	MUNDENGE Tengozite Minos	COD		B103	KRIVEICHENKO N PTG 29 : 1																				
(14)	119	BARCIA GONGORA Jose Roberto	ECU	B101 BARCIA GONGORA JR DSQ																						
(11)	125	AWOYELE Olakunle	NGR	AWOYELE O		B110	KRIVEICHENKO N PTF 14 : 11																			
(6)	130	HUANG Jiannan	CHN	HUANG J	A104	HUANG J PTG 3 : 24																				
(7)	113	RIBEIRO Nickollas	BRA	RIBEIRO N			<b>Pool B</b> A115	KATOUSSE F PTF 13 : 17																		
(10)	149	ALQARNI ABDULLAH MUSTAFA	KSA	ALQARNI ABDULLAH	B104	RIBEIRO N WDR 11 : 14																				
(15)	126	ZOKIROV Khojiakbar	UZB			A110	KATOUSSE F PTF 8 : 21																			
(18)	122	SANDIBAYEV Shyngys	KAZ	C101 ZOKIROV K PTF 25 : 20																						
(2)	129	KATOUSSE Firas	TUN	KATOUSSE F	C104	KATOUSSE F PTG 1 : 23																				

**Repechages**

		<b>Bronze Medal Contest</b>		<b>Bronze Medallist</b>	
128	KRIVEICHENKO Nikita	RUS			
No contestant					
084	TEBIB Hani	ALG	A117	TEBIB Hani Bye	A122
123	DAOUDI Khalid	MAR			
113	RIBEIRO Nickollas	BRA			
No contestant					
126	ZOKIROV Khojiakbar	UZB	C117	ZOKIROV Khojiakbar Bye	B122
121	BAKHSHIKALHORI Amirmohammad	IRI			

<b>Legend:</b>					
<b>Draw Pos.</b>	Draw Position	<b>Bib No.</b>	Bib Number	<b>PUN</b>	Win by Referee's Punitive Declaration
<b>DSQ</b>	Win by Disqualification	<b>PTF</b>	Win by Final Score	<b>GDP</b>	Win by Golden Points
<b>PTG</b>	Win by Point Gap	<b>RSC</b>	Win by Referee Stops Contest		
<b>SUP</b>	Win by Superiority	<b>WDR</b>	Win by Withdrawal		



**DRAW SHEET**  
对阵图

Draw Pos.	Bib No.	Name	Nation	Round of 16	Quarterfinals	Semifinals	Gold Medal Contest	Gold Medallist																										
(1)	185	LARIN Vladislav	RUS	LARIN V			<table border="1"> <thead> <tr> <th colspan="2">Classification</th> </tr> </thead> <tbody> <tr><td>1</td><td>ZHAPAROV R</td><td>KAZ</td></tr> <tr><td>2</td><td>LARIN V</td><td>RUS</td></tr> <tr><td>3</td><td>TIAN J</td><td>CHN</td></tr> <tr><td>3</td><td>CHO M</td><td>KOR</td></tr> <tr><td>5</td><td>GRESHAM R</td><td>USA</td></tr> <tr><td>5</td><td>DARWISH A</td><td>EGY</td></tr> <tr><td>7</td><td>MOIMOUTOUMOU T</td><td>GAB</td></tr> <tr><td>7</td><td>FRAILY MR</td><td>DOM</td></tr> </tbody> </table>	Classification		1	ZHAPAROV R	KAZ	2	LARIN V	RUS	3	TIAN J	CHN	3	CHO M	KOR	5	GRESHAM R	USA	5	DARWISH A	EGY	7	MOIMOUTOUMOU T	GAB	7	FRAILY MR	DOM	
Classification																																		
1	ZHAPAROV R	KAZ																																
2	LARIN V	RUS																																
3	TIAN J	CHN																																
3	CHO M	KOR																																
5	GRESHAM R	USA																																
5	DARWISH A	EGY																																
7	MOIMOUTOUMOU T	GAB																																
7	FRAILY MR	DOM																																
(17)	177	GRESHAM Russell	USA		A105 LARIN V PTF 20 : 4																													
(16)	179	BAGHGARAEI Hassan	IRI	A102 GRESHAM R GDP 2 : 1																														
(9)	178	MOIMOUTOUMOU Therence	GAB	MOIMOUTOUMOU T	C110	LARIN V PTG 30 : 0																												
(8)	176	ANEIROS VILARINO Miguel	ESP	ANEIROS VILARINO M	B105 MOIMOUTOUMOU T PTF 18 : 8																													
(5)	180	ALRATHOOM Odai	JOR	ALRATHOOM O		Pool A C115		LARIN V PTF 17 : 7																										
(12)	173	CHO Minkwang	KOR	CHO M	C105 CHO M PTG 5 : 25																													
(13)	182	BARAZZOUK Zouhair	MAR	BARAZZOUK Z	A111	CHO M PTF 8 : 7																												
(4)	171	UENLUESOY Cem	GER	UENLUESOY C	A106 UENLUESOY C PTF 3 : 8																													
(3)	183	SHOKIN Dmitriy	UZB	SHOKIN D			B124	ZHAPAROV R GDP 8 : 10																										
(14)	94	FAJARDO HUAICON Walberto Francisco	ECU	FAJARDO HUAICON WF	C106 SHOKIN D PTG 21 : 1																													
(11)	184	GIRON Jorge	PER	GIRON J	B111	TIAN J GDP 22 : 24																												
(6)	187	TIAN Jian	CHN	TIAN J	B106 TIAN J PUN																													
(7)	186	HISWELLA KANKANAMALAGE P.S.	SRI	HISWELLA KANKANAM.		Pool B B115	ZHAPAROV R PTF 13 : 18																											
(10)	157	FRAILY Mora Reynoso	DOM	FRAILY MR	A107 FRAILY MR PTF 6 : 10																													
(15)	174	DARWISH Abdelrahman	EGY	DARWISH A	C111	ZHAPAROV R PTG 9 : 30																												
(2)	181	ZHAPAROV Ruslan	KAZ	ZHAPAROV R	B107 ZHAPAROV R PTF 6 : 14																													

**Repechages**

		Bronze Medal Contest		Bronze Medallist	
187	TIAN Jian	CHN			
	No contestant				
177	GRESHAM Russell	USA	A118 GRESHAM Russell Bye	A120	C122 TIAN J PTF 11 : 10
178	MOIMOUTOUMOU Therence	GAB		A120	GRESHAM Russell PTF 14 : 5
157	FRAILY Mora Reynoso	DOM			
	No contestant				
174	DARWISH Abdelrahman	EGY	B118 DARWISH Abdelrahman Bye	B120	DARWISH Abdelrahman PTF 12 : 22
173	CHO Minkwang	KOR		A123	CHO M PTF 8 : 13

**Legend:**

<b>Draw Pos.</b>	Draw Position	<b>Bib No.</b>	Bib Number		
<b>DSQ</b>	Win by Disqualification	<b>PTF</b>	Win by Final Score	<b>PUN</b>	Win by Referee's Punitive Declaration
<b>PTG</b>	Win by Point Gap	<b>RSC</b>	Win by Referee Stops Contest	<b>GDP</b>	Win by Golden Points
<b>SUP</b>	Win by Superiority	<b>WDR</b>	Win by Withdrawal		





**DRAW SHEET**  
对阵图

Draw Pos.	Bib No.	Name	Nation	Quarterfinals	Semifinals	Gold Medal Contest	Gold Medallist
(1)	204	ABDELSALAM Nour	EGY	ABDELSALAM N			
(9)	207	RINNY Glorya	INA		A112	ABDELSALAM N GDP 2 : 0	
(8)	209	BATYR Ainagul	KAZ	C107	BATYR A PTF 8 : 18		
(5)	213	LAGER Biana	RUS			<b>Pool A</b> A116	ABDELSALAM N PTF 27 : 16
(12)	196	NYAMBURI Sharon Achieng	KEN	A108	LAGER B PTG 31 : 10		
(13)	202	BEZERRA Camila	BRA		C112	LAGER B PTF 20 : 12	
(4)	205	ADIDOU Sarah	FRA	C108	ADIDOU S PTF 13 : 14		
(3)	201	AYDIN Ela	GER	AYDIN E			
(11)	203	PARK Goeun	KOR		A113	AYDIN E PTF 19 : 5	
(6)	208	CORELLI Martina	ITA	A109	CORELLI M PUN		
(7)	214	LI Zhaoyi	CHN			<b>Pool B</b> B116	MANNOPOVA M PTF 9 : 11
(10)	211	RAI Yunisha	NEP	B108	LI Z PTG 35 : 4		
(2)	212	MANNOPOVA Madinabonu	UZB	MANNOPOVA M	B112	MANNOPOVA M GDP 7 : 9	
							B125 MANNOPOVA M SUP 0 : 0

**Repechages**

				Bronze Medal Contest	Bronze Medallist
209	AYDIN Ela	GER			
	No contestant			C120	AYDIN E PTF 15 : 2
209	BATYR Ainagul	KAZ	C118	BATYR Ainagul Bye	
	No contestant				
214	LI Zhaoyi	CHN	A119	LI Zhaoyi Bye	
213	LAGER Biana	RUS		A121	LI Z PTF 32 : 15

Classification	
1	MANNOPOVA Madinabonu UZB
2	ABDELSALAM Nour EGY
3	AYDIN Ela GER
3	LI Zhaoyi CHN
5	BATYR Ainagul KAZ
5	LAGER Biana RUS

Legend:			
<b>Draw Pos.</b>	Draw Position	<b>Bib No.</b>	Bib Number
<b>DSQ</b>	Win by Disqualification	<b>PTF</b>	Win by Final Score
<b>PTG</b>	Win by Point Gap	<b>RSC</b>	Win by Referee Stops Contest
<b>SUP</b>	Win by Superiority	<b>WDR</b>	Win by Withdrawal
		<b>PUN</b>	Win by Referee's Punitive Declaration
		<b>GDP</b>	Win by Golden Points



## DRAW SHEET

对阵图

Draw Pos.	Bib No.	Name	Nation	Semifinals	Gold Medal Contest	Gold Medallist
(1)	258	FIDELIS Raiany	BRA			
			C113	FIDELIS R		
(8)	259	BRAVO HERNADEZ Jessica Paola	COL	PTF 7 : 6		
(5)	263	ERGASHEVA Maftuna	UZB			
			B113	LI C		
(4)	264	LI Chen	CHN	PTF 0 : 6		
(3)	260	TOLBA Maisoun	EGY			
			A114	KOERN DL VM		
(6)	247	KOERN DL Vanessa Maria	GER	PTF 2 : 9		
(7)	252	YERKASSIMOVA Axaule	KAZ			
			B114	SMIRAGLIA M		
(2)	261	SMIRAGLIA Maristella	ITA	PTF 6 : 12		

### Repechages

#### Bronze Medal Contest

#### Bronze Medallist

263	ERGASHEVA Maftuna	UZB		
		B121	SMIRAGLIA M	
261	SMIRAGLIA Maristella	ITA	PTF 7 : 10	
260	TOLBA Maisoun	EGY		
		C121	FIDELIS R	
258	FIDELIS Raiany	BRA	PTF 7 : 8	

### Classification

1	LI Chen	CHN
2	KOERN DL Vanessa Maria	GER
3	SMIRAGLIA Maristella	ITA
3	FIDELIS Raiany	BRA
5	ERGASHEVA Maftuna	UZB
5	TOLBA Maisoun	EGY
7	YERKASSIMOVA Axaule	KAZ
7	BRAVO HERNADEZ Jessica Paola	COL

### Legend:

<b>Draw Pos.</b>	Draw Position	<b>Bib No.</b>	Bib Number		
<b>DSQ</b>	Win by Disqualification	<b>PTF</b>	Win by Final Score	<b>PUN</b>	Win by Referee's Punitive Declaration
<b>PTG</b>	Win by Point Gap	<b>RSC</b>	Win by Referee Stops Contest	<b>GDP</b>	Win by Golden Points
<b>SUP</b>	Win by Superiority	<b>WDR</b>	Win by Withdrawal		





**DRAW SHEET**  
对阵图

Draw Pos.	Bib No.	Name	Nation	Round of 16	Quarterfinals	Semifinals	Gold Medal Contest	Gold Medallist
(1)	050	NEFFATI Hedi	TUN	NEFFATI H				
(17)	041	PALANGAFKAN Mohammadhasan	IRI		C207			
(16)	044	SHAIKENOV Aituar	KAZ	A201	PALANGAFKAN M PTF 28 : 21			
(9)	043	QAISI Ashraf	JOR		A215			
(24)	036	GHONIM Omar	EGY	B201	GHONIM O PTG 13 : 33			
(8)	009	EDUARD Espinosa Cordero	DOM	EDUARD EC	A208			
(5)	039	BONNET Kylian	FRA	BONNET K				
(21)	029	ASIRI ALI MOHAMMED	KSA		C208			
(12)	102	ABBAS Ali	KUW	C201	ASIRI ALI MOHAMMED PTG 22 : 2			
(13)	033	MUTUENA Mushie Saint	COD		B215			
(20)	027	KHALFALLAH Youcef	ALG	A202	KHALFALLAH Y DSQ			
(4)	052	LIANG Yushuai	CHN	LIANG Y	B208			
(3)	046	MOLOM Tumenbayar	MGL	MOLOM T				
(19)	028	SEZGIN Abdullatif	GER		A209			
(14)	048	RASHITOV Ulugbek	UZB	B202	RASHITOV U PTG 0 : 33			
(11)	034	KIM Daeik	KOR		C215			
(22)	040	HIDAYATULLAH Marstio Embrian	INA	C202	KIM D PTG 31 : 10			
(6)	047	GUVAJU Sagar	NEP	GUVAJU S	B209			
(7)	030	KENJI Felipe	BRA	KENJI F				
(23)	032	HA Hyun Soo	CAN		C209			
(10)	037	RAMOS CANIZARES Andy Josue	ECU	A203	HA HS PUN			
(15)	051	GRANADO Johandri	VEN		A216			
(18)	049	BOVKUN Viacheslav	RUS	B203	GRANADO J PTF 17 : 14			
(2)	042	DELL AQUILA Vito	ITA	DELL AQUILA V	A210			

Classification		
1	RASHITOV U	UZB
2	LIANG Y	CHN
3	BONNET K	FRA
3	PALANGAFKAN M	IRI
5	DELL AQUILA V	ITA
5	KIM D	KOR
7	KHALFALLAH Y	ALG
7	SEZGIN A	GER

Pool A  
B220

LIANG Y  
PTF 11 : 28

B215

LIANG Y  
PTF 10 : 11

B208

LIANG Y  
PTG 5 : 26

B229

RASHITOV U  
PTF 15 : 17

A209

RASHITOV U  
PTF 15 : 24

C215

RASHITOV U  
PTF 28 : 11

B209

KIM D  
PTF 29 : 21

Pool B  
C220

RASHITOV U  
PTF 13 : 12

C209

KENJI F  
PTF 23 : 9

A216

DELL AQUILA V  
PTG 8 : 28

A210

DELL AQUILA V  
PTF 6 : 17

**Repechages**

		Bronze Medal Contest		Bronze Medallist	
042	DELL AQUILA Vito	ITA			
No contestant					
027	KHALFALLAH Youcef	ALG	A223	KHALFALLAH Youcef Bye	B228
039	BONNET Kylian	FRA		C225	BONNET K WDR 0 : 0
034	KIM Daeik	KOR			
028	SEZGIN Abdullatif	GER		A226	KIM Daeik PTF 28 : 19
046	MOLOM Tumenbayar	MGL	B223	SEZGIN Abdullatif PTF 26 : 25	C228
041	PALANGAFKAN Mohammadhasan	IRI			PALANGAFKAN M PTF 9 : 13

**Legend:**

<b>Draw Pos.</b>	Draw Position	<b>Bib No.</b>	Bib Number	<b>PUN</b>	Win by Referee's Punitive Declaration
<b>DSQ</b>	Win by Disqualification	<b>PTF</b>	Win by Final Score	<b>GDP</b>	Win by Golden Points
<b>PTG</b>	Win by Point Gap	<b>RSC</b>	Win by Referee Stops Contest		
<b>SUP</b>	Win by Superiority	<b>WDR</b>	Win by Withdrawal		



**DRAW SHEET**  
对阵图

Draw Pos.	Bib No.	Name	Nation	Round of 16	Quarterfinals	Semifinals	Gold Medal Contest	Gold Medallist
(1)	087	MARQUES Edival	BRA	MARQUES E				
(17)	097	ENGOUANG Jonnatnan	GAB		B210	MARQUES E PTG 24 : 2		
(16)	100	KURMANGAZY Dias	KAZ	C203	KURMANGAZY D PTG 5 : 41			
(9)	045	ALRASHEDI Barak	KUW			B216		
(24)	098	MOHAMMAD MEHDI Emadi Moshtaghin	IRI	A204	MOHAMMAD MEHDI EM PTG 5 : 39			
(25)	108	GUERMITI Badreddine	TUN		C210	MOHAMMAD MEHDI EM PTG 38 : 11		
(8)	109	QUINTERO Carlos	VEN	B204	GUERMITI B DSQ			
(5)	092	PIE Luisito	DOM				Pool A A221	
(28)	175	WALLACE BURGOS Josue Roberto	ECU	C204	PIE L PTG 29 : 3			
(21)	077	SHALAN Mohammad Sameer A	QAT		A211	PIE L PTF 13 : 4		
(12)	085	GUELEC Malik	GER	A205	GUELEC M PTG 3 : 26			
(13)	107	MUNYAKAZI Vicent	RWA			C216		
(20)	089	LORDE Bernard Harcourt	CAN	C205	LORDE BH PTF 24 : 30			
(4)	093	MOSTAFA Abdelrahman	EGY		C211	MOSTAFA A PTG 10 : 36		
(3)	106	MININ Viacheslav	RUS				B230	
(19)	103	ABROMAVICIUS Edgaras	LTU		B211	MININ V PTF 15 : 12		
(14)	110	WANG Jinyu	CHN	B205	WANG J PTF 20 : 34			
(11)	101	KIPTOO Edwin	KEN			B217		
(22)	095	SANCHEZ FERNANDEZ Benito	ESP	A206	KIPTOO E PTF 21 : 2			
(27)	105	TOIROV Sardor	UZB		A212	TOIROV S PTG 4 : 38		
(6)	081	GONZALEZ GOMEZ Federico	URU	B206	TOIROV S PTF 21 : 4			
(7)	091	LEE Sanghun	KOR				Pool B B221	
(26)	099	CAULO Gabriele	ITA	C206	CAULO G PTF 9 : 21			
(23)	096	BUSET Charles	USA		B212	BUSET C PTF 16 : 18		
(10)	124	ACHITKHUU Natsagdorj	MGL	A207	BUSET C PTF 22 : 18			
(15)	086	BIN DOOKHY HASHAM BANDAR	KSA			A217		
(18)	090	MASUDI Amuri Simelo	COD	B207	BIN DOOKHY HASHAM. PTG 32 : 1			
(2)	088	DALAKLIEV Vladimir	BUL		C212	DALAKLIEV V PTF 19 : 22		

Classification	
1	MARQUES E BRA
2	TOIROV S UZB
3	MOHAMMAD MEHDI EM IRI
3	MOSTAFA A EGY
5	DALAKLIEV V BUL
5	GONZALEZ GOMEZ F URU
7	KURMANGAZY D KAZ
7	MININ V RUS

MARQUES E WDR 22 : 1	MARQUES E PTF 21 : 8	MARQUES E PTF 14 : 11
MOSTAFA A PTF 3 : 10		
TOIROV S PTF 3 : 8	TOIROV S PTF 26 : 23	
DALAKLIEV V PTF 6 : 8		

**Repechages**

		Bronze Medal Contest	Bronze Medallist
088	DALAKLIEV Vladimir	BUL	
No contestant			
100	KURMANGAZY Dias	KAZ	C223
			Bye
098	MOHAMMAD MEHDI Emadi Moshtaghin	IRI	
			B226
106	MININ Viacheslav	RUS	
081	GONZALEZ GOMEZ Federico	URU	
			C226
101	KIPTOO Edwin	KEN	A224
			GONZALEZ GOMEZ Federico WDR 0 : 0
093	MOSTAFA Abdelrahman	EGY	
			C229

Legend:			
<b>Draw Pos.</b>	Draw Position	<b>Bib No.</b>	Bib Number
<b>DSQ</b>	Win by Disqualification	<b>PTF</b>	Win by Final Score
<b>PTG</b>	Win by Point Gap	<b>RSC</b>	Win by Referee Stops Contest
<b>SUP</b>	Win by Superiority	<b>WDR</b>	Win by Withdrawal
		<b>PUN</b>	Win by Referee's Punitive Declaration
		<b>GDP</b>	Win by Golden Points



## DRAW SHEET

对阵图

Draw Pos.	Bib No.	Name	Nation	Quarterfinals	Semifinals	Gold Medal Contest	Gold Medallist
(1)	191	YONG Yvette Hui Hua	CAN	YONG YHH			
(9)	206	BAMIZOCK Emeline Leila	GAB	BAMIZOCK EL PTF 34 : 31	C217 YONG YHH PTG 29 : 9	Pool A C221 YONG YHH PTF 13 : 12	
(8)	195	YEDILBAYEVA Aidana	KAZ				
(5)	192	CHOI Heejeong	KOR	CHOI H PTG 25 : 4	A218 ARTAMONOVA A PTF 14 : 17	B231 WU J PTF 7 : 41	
(12)	197	SHRESTHA Kajal	NEP				
(4)	199	ARTAMONOVA Anastasiia	RUS	ARTAMONOVA A			
(3)	188	GUERUEZ Oezlem	GER	GUERUEZ O			
(11)	194	LAURIN Althea	FRA	AZAMOVA S DSQ	C218 GUERUEZ O PTF 18 : 16	Pool B A222 WU J PTF 0 : 14	
(6)	198	AZAMOVA Shokhsanam	UZB				
(7)	200	WU Jiayi	CHN	WU J PTG 23 : 3	B218 WU J PTF 21 : 5		
(10)	193	MANSOUR Habiba	EGY				
(2)	189	RODRIGUES Valeria	BRA	RODRIGUES V			

### Repechages

				Bronze Medal Contest	Bronze Medallist
206	GUERUEZ Oezlem	GER			
No contestant				A227 GUERUEZ O PTF 24 : 5	
206	BAMIZOCK Emeline Leila	GAB	B224 Bye		
193	MANSOUR Habiba	EGY		B227 ARTAMONOVA A GDP 0 : 3	
189	RODRIGUES Valeria	BRA	C224 RODRIGUES Valeria PTF 7 : 21		
199	ARTAMONOVA Anastasiia	RUS			

Classification		
1	WU Jiayi	CHN
2	YONG Yvette Hui Hua	CAN
3	GUERUEZ Oezlem	GER
3	ARTAMONOVA Anastasiia	RUS
5	BAMIZOCK Emeline Leila	GAB
5	RODRIGUES Valeria	BRA
7	MANSOUR Habiba	EGY

Legend:					
<b>Draw Pos.</b>	Draw Position	<b>Bib No.</b>	Bib Number	<b>PUN</b>	Win by Referee's Punitive Declaration
<b>DSQ</b>	Win by Disqualification	<b>PTF</b>	Win by Final Score	<b>GDP</b>	Win by Golden Points
<b>PTG</b>	Win by Point Gap	<b>RSC</b>	Win by Referee Stops Contest		
<b>SUP</b>	Win by Superiority	<b>WDR</b>	Win by Withdrawal		



**DRAW SHEET**  
对阵图

Draw Pos.	Bib No.	Name	Nation	Quarterfinals	Semifinals	Gold Medal Contest	Gold Medallist
(1)	271	OSIPOVA Svetlana	UZB	OSIPOVA S			
(9)	267	ABDALAAL Mennatullah	EGY		A219 OSIPOVA S PTF 9 : 2		
(8)	269	GIACOMINI Laura	ITA	C214 GIACOMINI L PTF 2 : 15		<b>Pool A</b> C222 OSIPOVA S PTF 13 : 1	
(5)	270	ZHUNUSSOVA Mereke	KAZ	ZHUNUSSOVA M			
(4)	272	MUZYCHKA Olga	RUS	MUZYCHKA O	C219 MUZYCHKA O PTF 4 : 10		
(3)	268	AVOULETTE Solene	FRA	AVOULETTE S			
(6)	266	KATHERINE Rodriguez	DOM	KATHERINE R	A220 AVOULETTE S DSQ		
(7)	275	RIBESRO DE SIQUEINA Gabriele Cristina	BRA			<b>Pool B</b> B222 AVOULETTE S PTF 7 : 5	
(10)	273	LIU Junhong	CHN	B214 RIBESRO DE SIQUEINA GC PTF 11 : 4			
(2)	265	BRANDL Lorena	GER	BRANDL L	B219 RIBESRO DE SIQUEINA GC PTF 16 : 12		
							B232 OSIPOVA S PTF 8 : 3

**Repechages**

				Bronze Medal Contest	Bronze Medallist
269	RIBESRO DE SIQUEINA Gabriele Cristina	BRA			
No contestant				C227 GIACOMINI Laura	RIBESRO DE SIQUEINA GC PTF 9 : 7
269	GIACOMINI Laura	ITA	A225	Bye	
No contestant					
No contestant				B225	No contestant
No contestant					
272	MUZYCHKA Olga	RUS		A228 MUZYCHKA O WDR 0 : 0	

Classification	
1	OSIPOVA Svetlana UZB
2	AVOULETTE Solene FRA
3	RIBESRO DE SIQUEINA Gabriele Cristina BRA
3	MUZYCHKA Olga RUS
5	GIACOMINI Laura ITA

Legend:					
<b>Draw Pos.</b>	Draw Position	<b>Bib No.</b>	Bib Number		
<b>DSQ</b>	Win by Disqualification	<b>PTF</b>	Win by Final Score	<b>PUN</b>	Win by Referee's Punitive Declaration
<b>PTG</b>	Win by Point Gap	<b>RSC</b>	Win by Referee Stops Contest	<b>GDP</b>	Win by Golden Points
<b>SUP</b>	Win by Superiority	<b>WDR</b>	Win by Withdrawal		



**DRAW SHEET**  
对阵图

Draw Pos.	Bib No.	Name	Nation	Round of 16	Quarterfinals	Semifinals	Gold Medal Contest	Gold Medallist
(1)	004	MELO Paulo	BRA	MELO P				
(17)	023	KAYITARE Benoit	RWA		B307	MELO P PTF 20 : 9		
(16)	016	ABDIKALIYEV Marat	KAZ	A301	KAYITARE B PTF 21 : 17			
(9)	008	PARK Youngchul	KOR			C314		
(24)	020	TURGANBEKOV Otabek	UZB	C301	TURGANBEKOV O WDR 0 : 0			
(8)	017	ALMERSHAD Ali	KUW	ALMERSHAD A		C307	TURGANBEKOV O PTG 32 : 10	
(5)	002	CHIOVETTA Basilio Daniel	GER	CHIOVETTA BD			Pool A C319	
(21)	018	CHABALALA Katleho Emmanuel	LES		B308	LIU D PTF 16 : 18		
(12)	026	LIU Dongdong	CHN	B301	LIU D PTG 9 : 29			
(13)	274	IBRAHIM Najeeb	JOR			B314		
(20)	001	ATTOUI Saidi	ALG	A302	ATTOUI S PTF 16 : 20			
(4)	022	GRITSENKO Vladimir	RUS	GRITSENKO V		A308	GRITSENKO V PTF 15 : 30	
(3)	010	AZAT Moaz	EGY	AZAT M				B329
(19)	024	KANKANI ARACHCHIGE T.D.R.	SRI		C308	AZAT M PTF 21 : 15		
(14)	019	PUREVJAL Duurenjargal	MGL	B302	PUREVJAL D PTG 8 : 35			
(11)	025	GRAMI Mohamed	TUN			A315		
(22)	003	ALSAMIH FAHAD SAMIN N	KSA	C302	GRAMI M PTF 10 : 3			
(6)	007	RENDON VILLAREAL Sergio	COL	RENDON VILLAREAL S		A309	GRAMI M PTG 32 : 5	
(7)	011	VALENCIA PILATUNA Amable	ECU	VALENCIA PILATUNA			Pool B A320	
(23)	012	NORZAGARAY GARCIA JuanCarlos	USA		B309	NORZAGARAY GARCIA PTG 2 : 37		
(10)	006	DIAZ Jose Miguel	CAN	A303	NORZAGARAY GARCIA PTF 13 : 8			
(15)	021	SAEED Yaaqob Abdulhameed A	QAT			B315		
(18)	014	IMAN Akbarzdeh Mahaleh Kalaei	IRI	B303	IMAN AMK PUN			
(2)	013	RAPSOMANIKIS Dionysios	GRE	RAPSOMANIKIS D		C309	IMAN AMK PTG 24 : 3	

Classification	
1	MELO P BRA
2	IMAN AMK IRI
3	TURGANBEKOV O UZB
3	LIU D CHN
5	AZAT M EGY
5	RAPSOMANIKIS D GRE
7	KAYITARE B RWA
7	NORZAGARAY GARCIA USA

**Repechages**

		Bronze Medal Contest		Bronze Medallist	
010	AZAT Moaz	EGY			
No contestant					
023	KAYITARE Benoit	RWA	A322	KAYITARE Benoit Bye	C327
020	TURGANBEKOV Otabek	UZB		A325	TURGANBEKOV Otabek PTF 20 : 22
012	NORZAGARAY GARCIA JuanCarlos	USA			
021	SAEED Yaaqob Abdulhameed A	QAT		B325	RAPSOMANIKIS Dionysios PTF 5 : 12
013	RAPSOMANIKIS Dionysios	GRE	C322	RAPSOMANIKIS Dionysios WDR 0 : 0	A328
026	LIU Dongdong	CHN			LIU D PTF 10 : 14

Legend:					
<b>Draw Pos.</b>	Draw Position	<b>Bib No.</b>	Bib Number	<b>PUN</b>	Win by Referee's Punitive Declaration
<b>DSQ</b>	Win by Disqualification	<b>PTF</b>	Win by Final Score	<b>GDP</b>	Win by Golden Points
<b>PTG</b>	Win by Point Gap	<b>RSC</b>	Win by Referee Stops Contest		
<b>SUP</b>	Win by Superiority	<b>WDR</b>	Win by Withdrawal		



**DRAW SHEET**  
对阵图

Draw Pos.	Bib No.	Name	Nation	Round of 16	Quarterfinals	Semifinals	Gold Medal Contest	Gold Medallist																										
(1)	053	KONSTATINIDIS Iordanis	GER	KONSTATINIDIS I			<table border="1"> <thead> <tr> <th colspan="2">Classification</th> </tr> </thead> <tbody> <tr><td>1</td><td>KIM H</td><td>KOR</td></tr> <tr><td>2</td><td>CHELLAMOOTOO D</td><td>FRA</td></tr> <tr><td>3</td><td>PULATOV N</td><td>UZB</td></tr> <tr><td>3</td><td>ZARMAN I</td><td>INA</td></tr> <tr><td>5</td><td>ISKAKOV Z</td><td>RUS</td></tr> <tr><td>5</td><td>ENKBOLD B</td><td>MGL</td></tr> <tr><td>7</td><td>ALMABROUK HAMAD M.</td><td>KSA</td></tr> <tr><td>7</td><td>HAMAL G</td><td>NEP</td></tr> </tbody> </table>	Classification		1	KIM H	KOR	2	CHELLAMOOTOO D	FRA	3	PULATOV N	UZB	3	ZARMAN I	INA	5	ISKAKOV Z	RUS	5	ENKBOLD B	MGL	7	ALMABROUK HAMAD M.	KSA	7	HAMAL G	NEP	
Classification																																		
1	KIM H	KOR																																
2	CHELLAMOOTOO D	FRA																																
3	PULATOV N	UZB																																
3	ZARMAN I	INA																																
5	ISKAKOV Z	RUS																																
5	ENKBOLD B	MGL																																
7	ALMABROUK HAMAD M.	KSA																																
7	HAMAL G	NEP																																
(17)	054	ALMABROUK HAMAD MABROUK	KSA		A310	KIM H PTF 6 : 26																												
(16)	062	KIM Hyeongwoo	KOR	C303	KIM H PTF 11 : 15																													
(9)	059	KOKKINOS Nikolas	CYP			C315																												
(24)	078	ISKAKOV Zhanat	RUS	A304	ISKAKOV Z PTF 19 : 37																													
(25)	082	RUIZ Alexander	VEN		B310	ISKAKOV Z PTF 5 : 4																												
(8)	058	HASSAN Sherif	CAN	B304	HASSAN S PTF 8 : 12																													
(5)	080	KHEZAMI Yassine	TUN	KHEZAMI Y			Pool A C320																											
(21)	055	TEIXEIRA Venilton	BRA		C310	TEIXEIRA V PTG 4 : 25																												
(12)	065	ARREAGA AREVALO Cristofer Ulises	ECU	C304	TEIXEIRA V DSQ																													
(13)	068	ZARMAN Ibrahim	INA			A316																												
(20)	079	LIYANAGE Chalinda Sampath Liyanage	SRI	A305	ZARMAN I PTG 29 : 3																													
(4)	056	BINEV Kaloyan	BUL	BINEV K		A311	ZARMAN I WDR 1 : 4																											
(3)	070	CRESCENZI Simone	ITA	CRESCENZI S				B330																										
(19)	060	BLANCO MARRUGO Ney Stiven	COL		C311	MARDANIPOUR K PTF 14 : 18																												
(14)	069	MARDANIPOUR Kamran	IRI	C305	MARDANIPOUR K PTG 1 : 21																													
(11)	064	NASSAR Ahmed	EGY			B316																												
(22)	083	WANG Hairui	CHN	B305	WANG H DSQ																													
(27)	071	ABUOV Islimgali	KAZ		B311	PULATOV N PTF 17 : 20																												
(6)	076	PULATOV Niyaz	UZB	A306	PULATOV N PTG 0 : 24																													
(7)	035	RODRIGUEZ OLANTINO Geraldo	DOM				Pool B B320																											
(26)	074	ENKBOLD Buyanshagai	MGL	B306	ENKBOLD B PTF 20 : 21																													
(23)	061	IBELE Mandu Zorino	COD		A312	ENKBOLD B PTG 45 : 21																												
(10)	073	ALAJMI Mesfer	KUW	C306	ALAJMI M PTG 0 : 26																													
(15)	075	HAMAL Gyanendra	NEP			C316																												
(18)	067	MAKOSSO Fred Jolish	GAB	A307	HAMAL G PTF 23 : 19																													
(2)	066	CHELLAMOOTOO Dylan	FRA	CHELLAMOOTOO D		B312	CHELLAMOOTOO D PTG 4 : 25																											
								KIM H PUN																										
								CHELLAMOOTOO D PTF 8 : 22																										

**Repechages**

		Bronze Medal Contest		Bronze Medallist		
076	PULATOV Niyaz	UZB				
054	ALMABROUK HAMAD MABROUK	KSA		B328	PULATOV N	
053	KONSTATINIDIS Iordanis	GER	A323	ALMABROUK HAMAD MABROUK PTF 11 : 10	PTF 30 : 0	
078	ISKAKOV Zhanat	RUS		C325	ISKAKOV Zhanat PTF 17 : 21	
074	ENKBOLD Buyanshagai	MGL				
	No contestant			A326	ENKBOLD Buyanshagai PTF 23 : 8	
075	HAMAL Gyanendra	NEP	B323	HAMAL Gyanendra Bye	C328	ZARMAN I PTF 23 : 39
068	ZARMAN Ibrahim	INA				

Legend:					
<b>Draw Pos.</b>	Draw Position	<b>Bib No.</b>	Bib Number		
<b>DSQ</b>	Win by Disqualification	<b>PTF</b>	Win by Final Score	<b>PUN</b>	Win by Referee's Punitive Declaration
<b>PTG</b>	Win by Point Gap	<b>RSC</b>	Win by Referee Stops Contest	<b>GDP</b>	Win by Golden Points
<b>SUP</b>	Win by Superiority	<b>WDR</b>	Win by Withdrawal		





**DRAW SHEET**  
对阵图

Draw Pos.	Bib No.	Name	Nation	Quarterfinals	Semifinals	Gold Medal Contest	Gold Medallist	
(1)	224	BOGDANOVIC Tijana	SRB	BOGDANOVIC T				
(9)	218	EZAT Maram	EGY		A317	KAYUMOVA C PTF 19 : 22		
(8)	223	KAYUMOVA Charos	UZB	C312	KAYUMOVA C PTG 0 : 21			
(5)	217	LEE Hwajung	KOR	LEE H		<b>Pool A</b> A321	KAYUMOVA C PTF 23 : 5	
(4)	216	SARAIVA Leonor	BRA	SARAIVA L	C317	SARAIVA L PTF 4 : 15		
(3)	215	NOTHAFT Roxana Nadja	GER	NOTHAFT RN				
(11)	225	PETRUSIC Ana	SLO		A318	NOTHAFT RN PTF 11 : 7		
(6)	221	ALDANGOROVA Fariza	KAZ	A313	ALDANGOROVA F DSQ			
(7)	219	AZIEZ Yasmina	FRA			<b>Pool B</b> B321	NOTHAFT RN PTF 19 : 11	
(10)	222	JAMES Enomfon Okon	NGR	B313	AZIEZ Y DSQ			
(2)	226	WEI Xiaojing	CHN	WEI X	B317	WEI X PTF 4 : 10		
							B331	
								KAYUMOVA C PTF 29 : 15

**Repechages**

				Bronze Medal Contest	Bronze Medallist
224	WEI Xiaojing	CHN			
218	EZAT Maram	EGY		B326	WEI X PTF 23 : 21
224	BOGDANOVIC Tijana	SRB	C323	BOGDANOVIC Tijana PTF 4 : 9	
No contestant					
221	ALDANGOROVA Fariza	KAZ	A324	ALDANGOROVA Fariza Bye	
216	SARAIVA Leonor	BRA		C326	SARAIVA L PTF 12 : 17

Classification	
1	KAYUMOVA Charos UZB
2	NOTHAFT Roxana Nadja GER
3	WEI Xiaojing CHN
3	SARAIVA Leonor BRA
5	BOGDANOVIC Tijana SRB
5	ALDANGOROVA Fariza KAZ
7	EZAT Maram EGY

Legend:					
<b>Draw Pos.</b>	Draw Position	<b>Bib No.</b>	Bib Number		
<b>DSQ</b>	Win by Disqualification	<b>PTF</b>	Win by Final Score	<b>PUN</b>	Win by Referee's Punitive Declaration
<b>PTG</b>	Win by Point Gap	<b>RSC</b>	Win by Referee Stops Contest	<b>GDP</b>	Win by Golden Points
<b>SUP</b>	Win by Superiority	<b>WDR</b>	Win by Withdrawal		



**DRAW SHEET**  
对阵图

Draw Pos.	Bib No.	Name	Nation	Quarterfinals	Semifinals	Gold Medal Contest	Gold Medallist
(1)	239	SANTOS Caroline	BRA	SANTOS C			
(9)	229	GENESIS Andujar	DOM	GENESIS A PTG 31 : 5	SANTOS C PTG 29 : 8	SANTOS C PTG 22 : 2	
(8)	238	OROZ Irena	BIH				
(5)	243	TULADHAR Namrata	NEP	TULADHAR N			
(4)	241	REFAEI Rewan	EGY	REFAEI R	REFAEI R PTG 0 : 27		
(3)	245	TURUTINA Iuliia	RUS	TURUTINA I			
(6)	244	SADIKOVA Feruza	UZB	SADIKOVA F	SADIKOVA F PTF 5 : 8		
(7)	246	SONG Jie	CHN	SONG J PTG 25 : 1	SONG J PTF 20 : 19	SONG J PTF 8 : 17	
(10)	242	KHOZHAMURATOVA Symbat	KAZ				
(2)	240	KRAAYEVELD Ashley Nicole	CAN	KRAAYEVELD AN			

**Repechages**

				Bronze Medal Contest	Bronze Medallist
229	SADIKOVA Feruza	UZB			
No contestant					
229	GENESIS Andujar	DOM	B324	GENESIS Andujar Bye	SADIKOVA F PTF 46 : 7
242	KHOZHAMURATOVA Symbat	KAZ			
240	KRAAYEVELD Ashley Nicole	CAN	C324	KRAAYEVELD Ashley Nicole PTG 4 : 40	KRAAYEVELD AN PTF 14 : 11
241	REFAEI Rewan	EGY			

Classification		
1	SONG Jie	CHN
2	SANTOS Caroline	BRA
3	SADIKOVA Feruza	UZB
3	KRAAYEVELD Ashley Nicole	CAN
5	GENESIS Andujar	DOM
5	REFAEI Rewan	EGY
7	KHOZHAMURATOVA Symbat	KAZ

**Legend:**

<b>Draw Pos.</b>	Draw Position	<b>Bib No.</b>	Bib Number		
<b>DSQ</b>	Win by Disqualification	<b>PTF</b>	Win by Final Score	<b>PUN</b>	Win by Referee's Punitive Declaration
<b>PTG</b>	Win by Point Gap	<b>RSC</b>	Win by Referee Stops Contest	<b>GDP</b>	Win by Golden Points
<b>SUP</b>	Win by Superiority	<b>WDR</b>	Win by Withdrawal		



**DRAW SHEET**  
对阵图

Draw Pos.	Bib No.	Name	Nation	Round of 16	Quarterfinals	Semifinals	Gold Medal Contest	Gold Medallist																		
(1)	147	KHRAMTSOV Maksim	RUS	KHRAMTSOV M			<table border="1"> <thead> <tr> <th colspan="2">Classification</th> </tr> </thead> <tbody> <tr><td>1</td><td>KHRAMTSOV M RUS</td></tr> <tr><td>2</td><td>HERNANDEZ ENCARN. DOM</td></tr> <tr><td>3</td><td>ZHANG K CHN</td></tr> <tr><td>3</td><td>EISSA S EGY</td></tr> <tr><td>5</td><td>NAZEMI E IRI</td></tr> <tr><td>5</td><td>ALMABRUK MAJED MA. KSA</td></tr> <tr><td>7</td><td>GUELEC T GER</td></tr> <tr><td>7</td><td>BHATTA RD NEP</td></tr> </tbody> </table>	Classification		1	KHRAMTSOV M RUS	2	HERNANDEZ ENCARN. DOM	3	ZHANG K CHN	3	EISSA S EGY	5	NAZEMI E IRI	5	ALMABRUK MAJED MA. KSA	7	GUELEC T GER	7	BHATTA RD NEP	
Classification																										
1	KHRAMTSOV M RUS																									
2	HERNANDEZ ENCARN. DOM																									
3	ZHANG K CHN																									
3	EISSA S EGY																									
5	NAZEMI E IRI																									
5	ALMABRUK MAJED MA. KSA																									
7	GUELEC T GER																									
7	BHATTA RD NEP																									
(17)	148	ZHANG Kai	CHN		B403	KHRAMTSOV M PTG 27 : 7																				
(16)	135	TOUEMBOU KAMGUE SILVERE	CMR	B401	ZHANG K PTG 23 : 3																					
(9)	131	GUELEC Tahir	GER	GUELEC T		B410		KHRAMTSOV M WDR 0 : 0																		
(8)	136	LUMBALA Lumbala John	COD	LUMBALA LJ	C403	GUELEC T RSC																				
(5)	142	BOTTA Roberto	ITA	BOTTA R			Pool A B415																			
(12)	134	ABNER FERREIRA de SOUZA Leandro	BRA	ABNER FERREIRA de.	A404	BOTTA R PTF 18 : 12																				
(13)	146	AL ARAIMI Ali Juma S	QAT			A410	EISSA S PTF 6 : 14																			
(20)	132	RADOJKOVIC Aleksandar	AUT	A401	AL ARAIMI AJS PTF 8 : 7																					
(4)	118	EISSA Seif	EGY	EISSA S	B404	EISSA S PTF 4 : 20																				
(3)	145	RAFALOVICH Nikita	UZB	RAFALOVICH N			B24	KHRAMTSOV M PTF 11 : 7																		
(19)	161	NAZEMI Erfan	IRI		C404	NAZEMI E PTF 6 : 7																				
(14)	114	HASSAN Khalid	CAN	C401	NAZEMI E WDR 22 : 3																					
(11)	140	RODRIGUEZ SOLIS Carlos Alfredo	ECU	RODRIGUEZ SOLIS CA		C410	NAZEMI E PTF 9 : 6																			
(6)	137	LEE Jeongkyu	KOR	LEE J	A405	LEE J PTG 1 : 22																				
(7)	144	BHATTA Ram Datta	NEP	BHATTA RD			Pool B C415																			
(10)	133	DRASKIC Srdjan	BIH	DRASKIC S	B405	BHATTA RD WDR 3 : 0																				
(15)	112	ALMABRUK MAJED MABRUK S	KSA			A411	HERNANDEZ ENCARN. PTG 2 : 22																			
(18)	143	URAZBAYEV Nartay	KAZ	A402	ALMABRUK MAJED MA. PTF 14 : 12																					
(2)	138	HERNANDEZ ENCARNACION Moises	DOM	HERNANDEZ ENCARN.	C405	HERNANDEZ ENCARN. PTF 1 : 18																				

**Repechages**

		Bronze Medal Contest		Bronze Medallist	
161	NAZEMI Erfan	IRI			
No contestant					
148	ZHANG Kai	CHN	A418	ZHANG Kai Bye	B423
131	GUELEC Tahir	GER		C420	ZHANG Kai WDR 0 : 0
144	BHATTA Ram Datta	NEP			
No contestant					
112	ALMABRUK MAJED MABRUK S	KSA	B418	ALMABRUK MAJED MABRUK S Bye	C423
118	EISSA Seif	EGY		A421	EISSA S WDR 1 : 7

Legend:					
<b>Draw Pos.</b>	Draw Position	<b>Bib No.</b>	Bib Number	<b>PUN</b>	Win by Referee's Punitive Declaration
<b>DSQ</b>	Win by Disqualification	<b>PTF</b>	Win by Final Score	<b>GDP</b>	Win by Golden Points
<b>PTG</b>	Win by Point Gap	<b>RSC</b>	Win by Referee Stops Contest		
<b>SUP</b>	Win by Superiority	<b>WDR</b>	Win by Withdrawal		



**DRAW SHEET**  
对阵图

Draw Pos.	Bib No.	Name	Nation	Round of 16	Quarterfinals	Semifinals	Gold Medal Contest	Gold Medallist
(1)	152	STEWART Jordan Isaiah Drake	CAN	STEWART JID				
(17)	160	ROHLEDER James	USA	ROHLEDER J	A406	STEWART JID PTG 29 : 8		
(16)	155	BONDJOKO Boulu Bernard	COD	B402 DSQ				
(9)	165	AHMED SHEHU Bello	NGR	AHMED SHEHU B		B411		
(8)	154	SUAZA GIL David Antonio	COL	SUAZA GIL DA	B406	SUAZA GIL DA PUN		
(5)	151	BOULOUMEGUE MAURICE	CMR	BOULOUMEGUE MAURI.		Pool A A416		
(12)	159	UNDA MORALES Francisco David	ECU	UNDA MORALES FD	C406	BOULOUMEGUE MAURI. PTF 9 : 3		
(13)	156	SEO Gwangwon	KOR	SEO G		C411		
(4)	158	KHAIRY Salaheldin	EGY	KHAIRY S	A407	SEO G PTF 15 : 12		
(3)	150	CHAVES Joao	BRA	CHAVES J				
(19)	162	ZIANI Nour Eddine	MAR	ZIANI NE	B407	ZIANI NE PTF 14 : 23		
(14)	169	RIVAS Carlos	VEN	C402 PTF 21 : 18				
(11)	164	OUMAROU Ibrahim	NIG	OUMAROU I		A412		
(6)	141	ABBASI MARDEKHEH Babak	IRI	ABBASI MARDEKHEH B	C407	ABBASI MARDEKHEH B PTF 2 : 11		
(7)	170	WANG Zhen	CHN	WANG Z		Pool B B416		
(10)	153	PILAVAS Viktoras	CYP	PILAVAS V	B408	WANG Z PTG 23 : 2		
(15)	163	KARKI Shaksham	NEP			B412		
(18)	166	SALAEV Shukhrat	UZB	A403 PTG 3 : 32				
(2)	168	KAMALOV Rafael	RUS	KAMALOV R	A408	KAMALOV R PTF 1 : 3		

Classification	
1	KAMALOV R RUS
2	SEO G KOR
3	ZIANI NE MAR
3	STEWART JID CAN
5	KHAIRY S EGY
5	WANG Z CHN
7	BOULOUMEGUE MAURI. CMR
7	SALAEV S UZB

Pool A	
SEO G	PTF 6 : 14
SEO G	PTG 2 : 22
B25	
KAMALOV R	PTF 6 : 10
KAMALOV R	PTF 2 : 15
KAMALOV R	PTF 8 : 9

**Repechages**

		Bronze Medal Contest		Bronze Medallist	
162	ZIANI Nour Eddine	MAR			
No contestant					
158	KHAIRY Salaheldin	EGY	C418	KHAIRY Salaheldin Bye	A424
151	BOULOUMEGUE MAURICE	CMR		B421	ZIANI NE RSC
170	WANG Zhen	CHN			
No contestant					
166	SALAEV Shukhrat	UZB	A419	SALAEV Shukhrat Bye	C421
152	STEWART Jordan Isaiah Drake	CAN			C424
					WANG Zhen PTF 7 : 1
					STEWART JID PTF 12 : 17

Legend:					
<b>Draw Pos.</b>	Draw Position	<b>Bib No.</b>	Bib Number	<b>PUN</b>	Win by Referee's Punitive Declaration
<b>DSQ</b>	Win by Disqualification	<b>PTF</b>	Win by Final Score	<b>GDP</b>	Win by Golden Points
<b>PTG</b>	Win by Point Gap	<b>RSC</b>	Win by Referee Stops Contest		
<b>SUP</b>	Win by Superiority	<b>WDR</b>	Win by Withdrawal		



**DRAW SHEET**  
对阵图

Draw Pos.	Bib No.	Name	Nation	Quarterfinals	Semifinals	Gold Medal Contest	Gold Medallist
(1)	228	ARAUJO Rafaela	BRA	ARAUJO R			
(9)	231	GARCIA SANCHEZ Patricia	ESP		B413 ZHAN T PTF 6 : 10		
(8)	237	ZHAN Tianrui	CHN	B409 ZHAN T PTG 0 : 21		<b>Pool A</b> C416 EVLAMPEVA E PTF 8 : 14	
(5)	233	BEN YESSOUF Tekiath	NIG	BEN YESSOUF T			
(4)	235	EVLAMPEVA Elena	RUS	EVLAMPEVA E	C412 EVLAMPEVA E PTF 6 : 19		
(3)	227	FROEMMING Anna lena	GER	FROEMMING A			
(6)	236	BENIMANA Yvonne	RWA	BENIMANA Y	A413 FROEMMING A PTG 24 : 3		
(7)	234	MAMADIBRAGIMOVA Dinorakhon	UZB			<b>Pool B</b> A417 MAMADIBRAGIMOVA D PTF 1 : 2	
(10)	232	LEWIS Devon	USA	C408 MAMADIBRAGIMOVA D GDP 2 : 1			
(2)	230	NADA Radwa	EGY	NADA R	C413 MAMADIBRAGIMOVA D PTF 15 : 9		
							B426 EVLAMPEVA E PTF 20 : 4

**Repechages**

				Bronze Medal Contest	Bronze Medallist
233	FROEMMING Anna lena	GER			
No contestant				A422 FROEMMING A PTF 8 : 3	
233	BEN YESSOUF Tekiath	NIG	B419 BEN YESSOUF Tekiath Bye		
232	LEWIS Devon	USA			
230	NADA Radwa	EGY	C419 LEWIS Devon PTF 9 : 5		
237	ZHAN Tianrui	CHN		B422 ZHAN T PTF 6 : 36	

Classification	
1	EVLAMPEVA Elena RUS
2	MAMADIBRAGIMOVA Dinorakhon UZB
3	FROEMMING Anna lena GER
3	ZHAN Tianrui CHN
5	BEN YESSOUF Tekiath NIG
5	LEWIS Devon USA
7	NADA Radwa EGY

**Legend:**

<b>Draw Pos.</b>	Draw Position	<b>Bib No.</b>	Bib Number	<b>PUN</b>	Win by Referee's Punitive Declaration
<b>DSQ</b>	Win by Disqualification	<b>PTF</b>	Win by Final Score	<b>GDP</b>	Win by Golden Points
<b>PTG</b>	Win by Point Gap	<b>RSC</b>	Win by Referee Stops Contest		
<b>SUP</b>	Win by Superiority	<b>WDR</b>	Win by Withdrawal		



**DRAW SHEET**  
对阵图

Draw Pos.	Bib No.	Name	Nation	Quarterfinals	Semifinals	Gold Medal Contest	Gold Medallist
(1)	256	ZHANG Mengyu	CHN	ZHANG M			
(9)	249	MADELYN ANDREA Rodriguez Rosario	DOM		B414 ZHANG M PTF 17 : 8		
(8)	255	CORDERO Adanys	VEN	A409 MADELYN ANDREA RR PTF 15 : 2		<b>Pool A</b> B417 ZHANG M PTF 9 : 1	
(5)	190	NGASSA SONKENG ORNELLA ELSA	CMR	NGASSA SONKENG OR.			
(4)	250	MALAK Hedaya	EGY	MALAK H	A414 MALAK H PTF 2 : 9		
(3)	253	TURSUNKULOVA Nigora	UZB	TURSUNKULOVA N			
(6)	251	GASPA Cristina	ITA	GASPA C	C414 TURSUNKULOVA N PTF 11 : 0		
(7)	254	BAKLANOVA Anastasiia	RUS			<b>Pool B</b> C417 TURSUNKULOVA N PTF 18 : 2	
(10)	257	SCHMIDT Celine	GER	C409 BAKLANOVA A PTF 2 : 0			
(2)	248	TITONELI Milena	BRA	TITONELI M	A415 BAKLANOVA A PTF 25 : 18		
						B427 ZHANG M PTF 14 : 5	

**Repechages**

				Bronze Medal Contest	Bronze Medallist
249	BAKLANOVA Anastasiia	RUS			
	No contestant			C422 BAKLANOVA A PTF 9 : 3	
249	MADELYN ANDREA Rodriguez Rosario	DOM	A420	Bye	
	No contestant				
251	GASPA Cristina	ITA	B420	GASPA Cristina Bye	
250	MALAK Hedaya	EGY		A423 MALAK H PTF 4 : 8	

Classification		
1	ZHANG Mengyu	CHN
2	TURSUNKULOVA Nigora	UZB
3	BAKLANOVA Anastasiia	RUS
3	MALAK Hedaya	EGY
5	MADELYN ANDREA Rodriguez Rosario	DOM
5	GASPA Cristina	ITA

Legend:					
<b>Draw Pos.</b>	Draw Position	<b>Bib No.</b>	Bib Number		
<b>DSQ</b>	Win by Disqualification	<b>PTF</b>	Win by Final Score	<b>PUN</b>	Win by Referee's Punitive Declaration
<b>PTG</b>	Win by Point Gap	<b>RSC</b>	Win by Referee Stops Contest	<b>GDP</b>	Win by Golden Points
<b>SUP</b>	Win by Superiority	<b>WDR</b>	Win by Withdrawal		

## Medallists by Event

奖牌获得者(按项目排列)

As of SAT 26 OCT 2019 at 20:52

### AFTER 70 OF 74 EVENTS

Event	Date	Medal	Name	Nation
Men's 100m	22 OCT 2019	GOLD	TAFTIAN Hassan	IRI
		SILVER	OLIVEIRA Paulo Andre	BRA
		BRONZE	GOLITIN Amaury	FRA
Men's 200m	24 OCT 2019	GOLD	JUNIOR Aldemir	BRA
		SILVER	SMELYK Sergii	UKR
		BRONZE	MARTINEZ MARTINEZ Yancarlos	DOM
Men's 400m	22 OCT 2019	GOLD	ABBAS Abbas	BRN
		SILVER	ALYASEN MAZEN MAWTAN M	KSA
		BRONZE	ISAH Musa	BRN
Men's 800m	23 OCT 2019	GOLD	ROZMYS Michal	POL
		SILVER	CORNELIUS Tuwei	KEN
		BRONZE	ROTICH Abraham	BRN
Men's 1500m	26 OCT 2019	GOLD	ROZMYS Michal	POL
		SILVER	OULADHA Hicham	MAR
		BRONZE	LEWANDOWSKI Marcin	POL
Men's 5000m	26 OCT 2019	GOLD	BALEW Birhanu	BRN
		SILVER	PETROS Amanal	GER
		BRONZE	PETER Ndegwa	KEN
Men's 10,000m	23 OCT 2019	GOLD	EL AARABY Mohamed Reda	MAR
		SILVER	PETROS Amanal	GER
		BRONZE	SAHLI Hamza	MAR
Men's 3000m Steeplechase	24 OCT 2019	GOLD	BENJAMIN Kigen	KEN
		SILVER	TABTI Bilal	ALG
		BRONZE	KOWAL Yoann	FRA
Men's 110m Hurdles	23 OCT 2019	GOLD	SHUBENKOV Sergei	RUS
		SILVER	ZENG Jianhang	CHN
		BRONZE	ALYOUHA Yaqoub	KUW
Men's 400m Hurdles	24 OCT 2019	GOLD	PIRJAHAN Mahdi	IRI
		SILVER	LAHOULOU Abdelmalik	ALG
		BRONZE	DOBEK Patryk	POL
Men's 50km Race Walk	25 OCT 2019	GOLD	WANG Qin	CHN
		SILVER	DZIUBIN Dzmitry	BLR
		BRONZE	BUDZA Sergii	UKR
Men's High Jump	22 OCT 2019	GOLD	IVANIUK Iliia	RUS
		SILVER	GAZAL Majed Aldin	SYR
		BRONZE	CARMOY Thomas	BEL

**Medallists by Event**  
奖牌获得者(按项目排列)  
As of SAT 26 OCT 2019 at 20:52

**AFTER 70 OF 74 EVENTS**

Event	Date	Medal	Name	Nation
Men's Pole Vault	24 OCT 2019	GOLD	WOJCIECHOWSKI Pawel	POL
		SILVER	DUTRA Augusto	BRA
		BRONZE	GOROKHOV Georgii	RUS
Men's Long Jump	24 OCT 2019	GOLD	WANG Jianan	CHN
		SILVER	HUANG Changzhou	CHN
		BRONZE	TRIKI Yasser Mohammed Tahar	ALG
Men's Triple Jump	26 OCT 2019	GOLD	ZHU Yaming	CHN
		SILVER	VESZELKA Tomas	SVK
		BRONZE	TRIKI Yasser Mohammed Tahar	ALG
Men's Shot Put	22 OCT 2019	GOLD	ROMANI Darlan	BRA
		SILVER	BUKOWIECKI Konrad	POL
		BRONZE	BERTEMES Bob	LUX
Men's Discus Throw	23 OCT 2019	GOLD	ALIN Firirica	ROU
		SILVER	KHUDIAKOV Aleksei	RUS
		BRONZE	BUTENKO Viktor	RUS
Men's Hammer Throw	26 OCT 2019	GOLD	NOWICKI Wojciech	POL
		SILVER	KOROTOVSKII Evgenii	RUS
		BRONZE	LUKYANOV Denis	RUS
Men's Javelin Throw	24 OCT 2019	GOLD	SHIVPAL SINGH	IND
		SILVER	KRUKOWSKI Marcin	POL
		BRONZE	RANASINGHE MUDIYANSELAGE S.J.R.	SRI
Men's 20km Race Walk	25 OCT 2019	GOLD	XU Hao	CHN
		SILVER	SHUMIK Viktor	UKR
		BRONZE	URADNIK Miroslav	SVK
Men's 4 x 100m Relay	24 OCT 2019	GOLD	PEREIRA Rodrigo JUNIOR Aldemir SOUZA Derick OLIVEIRA Paulo Andre	BRA
		SILVER	BAIT QISAN Fatek Adnan Awadh ALHARTHI Barakat Mubarak Mabrook ALSADI Mohammed Obaid Hindi ALRIYAMI Samir Khalaf Rashid	OMA
		BRONZE	VALDEZ GUZMAN Christopher ANDUJAR de la CRUZ Yohandris FELIZ Lidio Andres MARTINEZ MARTINEZ Yancarlos	DOM



**Medallists by Event**  
奖牌获得者(按项目排列)  
As of SAT 26 OCT 2019 at 20:52

**AFTER 70 OF 74 EVENTS**

Event	Date	Medal	Name	Nation
Men's 4 x 400m Relay	26 OCT 2019	GOLD	ISAH Musa MUBARAK Saad YAQOOB Yaqoob ABBAS Abbas	BRN
		SILVER	KRAWCZUK Lukasz KRZEWINA Jakub WASCINSKI Przemyslaw DOBEK Patryk	POL
		BRONZE	MOULA Slimane HETHAT Yassine BELBACHIR Mohamed LAHOULOU Abdelmalik	ALG
Women's 100m	22 OCT 2019	GOLD	ZAHY Carolle	FRA
		SILVER	SANTOS Rosangela	BRA
		BRONZE	ROSA Vitoria	BRA
Women's 200m	24 OCT 2019	GOLD	MIHALINEC Maja	SLO
		SILVER	PAULINO Marileidy	DOM
		BRONZE	KIELBASINSKA Anna	POL
Women's 400m	22 OCT 2019	GOLD	NASER Salwa	BRN
		SILVER	MILLER Polina	RUS
		BRONZE	SWIETY ERSETIC Justyna	POL
Women's 800m	23 OCT 2019	GOLD	PRYSHCHEPA Nataliia	UKR
		SILVER	WALIWARSHA K LIYANA ARACHCHIGE Nim.	SRI
		BRONZE	KORIR Nelly	BRN
Women's 1500m	25 OCT 2019	GOLD	WINNIE Chebet	KEN
		SILVER	PRYSHCHEPA Nataliia	UKR
		BRONZE	KORIR Nelly	BRN
Women's 5000m	24 OCT 2019	GOLD	JOHANNES Helalia	NAM
		SILVER	YAVI Winfred	BRN
		BRONZE	IRENE Kimais	KEN
Women's 3000m Steeplechase	22 OCT 2019	GOLD	YAVI Winfred	BRN
		SILVER	MISMAS Marusa	SLO
		BRONZE	GEGA Luiza	ALB

## Medallists by Event

奖牌获得者(按项目排列)

As of SAT 26 OCT 2019 at 20:52

### AFTER 70 OF 74 EVENTS

Event	Date	Medal	Name	Nation
Women's 100m Hurdles	25 OCT 2019	GOLD	POPLAVSKAYA Ekaterina	BLR
		SILVER	PLOTITSYNA Anna	UKR
		BRONZE	CHUBKOVTSOVA Hanna	UKR
Women's 400m Hurdles	24 OCT 2019	GOLD	JAMAL Aminat	BRN
		SILVER	RYZHYKOVA Anna	UKR
		BRONZE	RUDAKOVA Vera	RUS
Women's High Jump	23 OCT 2019	GOLD	LASITSKENE Mariia	RUS
		SILVER	LEVCHENKO Yuliia	UKR
		BRONZE	GERASHCHENKO Iryna	UKR
Women's Long Jump	23 OCT 2019	GOLD	KPATCHA Hilory	FRA
		SILVER	LUZOLO Maryse	GER
		BRONZE	MARTINS Eliane	BRA
Women's Shot Put	23 OCT 2019	GOLD	GUBA Paulina	POL
		SILVER	GAO Yang	CHN
		BRONZE	JASIM Noora	BRN
Women's Triple Jump	25 OCT 2019	GOLD	RYPAKOVA Olga	KAZ
		SILVER	CESTONARO Ottavia	ITA
		BRONZE	JOSE TIMA Ana Lucia	DOM
Women's Discus Throw	24 OCT 2019	GOLD	FENG Bin	CHN
		SILVER	MARTINS Fernanda	BRA
		BRONZE	ANAGNOSTOPOULOU Chrysoula	GRE
Women's Hammer Throw	22 OCT 2019	GOLD	WANG Zheng	CHN
		SILVER	HRASNOVA Martina	SVK
		BRONZE	KOPRON Malwina	POL
Women's Javelin Throw	25 OCT 2019	GOLD	ZHANG Li	CHN
		SILVER	FERRER Laila	BRA
		BRONZE	BABARANDA LIYANAGE Nadeeka Lakmali	SRI
Women's 20km Race Walk	25 OCT 2019	GOLD	YANG Jiayu	CHN
		SILVER	YIN Hang	CHN
		BRONZE	ZUREK Teresa	GER
Women's 4 x 100m Relay	24 OCT 2019	GOLD	FARIAS Bruna ROSA Vitoria BARBOSA Lorraine SANTOS Rosangela	BRA
		SILVER	YUAN Qiqi WANG Xuan KONG Lingwei GE Manqi	CHN

### Medallists by Event

奖牌获得者(按项目排列)

As of SAT 26 OCT 2019 at 20:52

#### AFTER 70 OF 74 EVENTS

Event	Date	Medal	Name	Nation
Women's 4 x 100m Relay	24 OCT 2019	BRONZE	ALKHALDI Hajar EAAS Iman ODIONG Edidiong NASER Salwa	BRN
Women's 4 x 400m Relay	26 OCT 2019	GOLD	KIELBASINSKA Anna HOLUB KOWALIK Malgorzata LINKIEWICZ Joanna SWIETY ERSETIC Justyna	POL
		SILVER	MAMINA Alena RUDAKOVA Vera AKSENOVA Kseniia MILLER Polina	RUS
		BRONZE	MYKOLENKO Mariia BRYZGINA Anastasiia KLYMIUK Kateryna RYZHKOVA Anna	UKR



Results  
成绩公告

	Record	Name	Nation	Location	Date
WR	36.84	JAMAICA	JAM	London	11 AUG 2012
CR	39.28	ITALY	IND	IND(IND)	2007

Rk	Athlete Bib	Name	Lane	React. Time	Result
1		<b>BRA - Brazil</b>	5	0.132	<b>38.68</b> CR
	1062	PEREIRA Rodrigo			
	1047	JUNIOR Aldemir			
	1054	SOUZA Derick			
	1060	OLIVEIRA Paulo Andre			
2		<b>OMA - Oman</b>	6	0.168	<b>39.51</b>
	1392	BAIT QISAN Fatek Adnan Awadh			
	1391	ALHARTHI Barakat Mubarak Mabrook			
	1395	ALSADI Mohammed Obaid Hindi			
	1399	ALRIYAMI Samir Khalaf Rashid			
3		<b>DOM - Dominican Rep.</b>	7	0.158	<b>39.54</b>
	1158	VALDEZ GUZMAN Christopher			
	1157	ANDUJAR de la CRUZ Yohandris			
	1161	FELIZ Lidio Andres			
	1165	MARTINEZ MARTINEZ Yancarlos			
4		<b>THA - Thailand</b>	4	0.139	<b>39.81</b>
	1511	RITITDET Jamras			
	1517	VEERAVONGRATANASIRI Nutthapong			
	1510	MEENAPRA Jirapong			
	1509	CHUANGCHAI Bandit			
5		<b>KOR - Republic of Korea</b>	9	0.145	<b>39.82</b>
	1302	CHOI Minsuk			
	1299	CHO Kyu Won			
	1308	LEE Jaeha			
	1310	PARK Taegeon			
6		<b>SRI - Sri Lanka</b>	2	0.187	<b>40.06</b>
	1480	R V G MUTHIYANSELA M.F.U.			
	1478	BULATHAWATHTHE DHARMAKEERTHEGE C.S.			
	1482	ABDUL SAWAHEER Mohamed Safan			
	1484	WATHTHAKANKANAMGE Himasha Eashan			
7		<b>CMR - Cameroon</b>	3	0.204	<b>42.29</b>
	1124	MAYOUMENDAM ZOUNEDOU			
	1119	ADRIN VIRGIL ZENDONG			
	1122	LELE NKOUAGNE IDRIS JOSEE			
	1121	ESSEME EMMANUEL ALOBWENDE			
8		<b>VEN - Venezuela</b>	8	0.157	<b>43.73</b>
	1565	JAIRYSON Villaroel			
	1558	ESTRANO Alfonso			
	1566	BOADA Wilfredo			
	1564	BRETO Ruben			

Legend:						
WR	World Record	CR	CISM Record	Rk	Rank	React. Reaction





Results  
成绩公告

	Record	Name	Nation	Location	Date
<b>WR</b>	2:54.29	UNITED STATES	USA	Stuttgart	22 AUG 1993
<b>CR</b>	3:02.78	POLAND	POL	CRO(CRO)	1999

Rk	Athlete Bib	Name	Lane	React. Time	Result
1		<b>BRN - Bahrain</b>	7	0.156	<b>3:06.20</b>
	1078	ISAH Musa			
	1082	MUBARAK Saad			
	1084	YAQOOB Yaqoob			
	1067	ABBAS Abbas			
2		<b>POL - Poland</b>	6	0.154	<b>3:06.36</b>
	1414	KRAWCZUK Lukasz			
	1410	KRZEWINA Jakub			
	1423	WASCINSKI Przemyslaw			
	1421	DOBEK Patryk			
3		<b>ALG - Algeria</b>	9	0.131	<b>3:06.67</b>
	1010	MOULA Slimane			
	1012	HETHAT Yassine			
	1008	BELBACHIR Mohamed			
	1004	LAHOULOU Abdelmalik			
4		<b>IND - India</b>	5	0.163	<b>3:06.81</b>
	1258	KUNHU MUHAMMED PUTHANPURAKKAL			
	1260	SANTHOSH KUMAR TAMILARASAN			
	1254	JABIR MADARI PALLIYALIL			
	1259	MUHAMMED ANAS YAHIYA			
5		<b>BRA - Brazil</b>	2	0.156	<b>3:06.82</b>
	1050	TEREZAN Arthur			
	1048	RUSO Alexander			
	1047	JUNIOR Aldemir			
	1057	CARVALHO Lucas			
6		<b>KOR - Republic of Korea</b>	4	0.149	<b>3:09.06</b>
	1308	LEE Jaeha			
	1300	CHOI Dongbaek			
	1309	PARK Seongsoo			
	1310	PARK Taegeon			
7		<b>OMA - Oman</b>	3	0.190	<b>3:10.52</b>
	1403	ALOMRANI Yousuf Thani Abdullah			
	1397	AL BOUSAIDI Othman Ali Hilal			
	1393	ALBADRI Hatem Hamood Salim			
	1401	ALSHANDOUDI Wail Homaid Rashid			
		<b>KSA - Saudi Arabia</b>	8		<b>DNS</b>
	1334	MULAYHI ABDULLAH RIZQALLAH Y			
	1329	ALSUBAIE FAHHAD MOHAMMED H			
	1332	MAHUTAN MESHAL YAHYA M			
	1330	ALYASEN MAZEN MAWTAN M			

Legend:						
<b>WR</b>	World Record	<b>CR</b>	CISM Record	<b>Rk</b>	Rank	<b>React.</b> Reaction
<b>DNS</b>	Did Not Start					





Results  
成绩公告

	Record	Name	Nation	Location	Date
WR	1:16:36	SUZUKI Yusuke	JPN	Nomi, JPN	15 MAR 2015
CR	1:21:42	A. FADEJEVS	LAT	CRO(CRO)	1999

Rk	Athlete Bib	Name	Nation Code	Date of Birth	Result	Time Behind
1	1115	XU Hao	CHN	06 FEB 1999	1:22:18	
2	1538	SHUMIK Viktor	UKR	21 MAY 1998	1:23:18	+1:00 ~
3	1497	URADNIK Miroslav	SVK	24 MAR 1996	1:24:16	+1:58 <
4	1253	IRFAN KOLOTHUM THODI	IND	08 DEC 1990	1:25:09	+2:51 ~~
5	1231	SEILER Nathaniel	GER	06 APR 1996	1:25:19	+3:01 ~
6	1512	CHONDUANG Kittiphong	THA	28 APR 1991	1:38:09	+15:51
7	1143	RUIZ FAJARDO Jorge Armando	COL	17 MAY 1989	1:48:07	+25:49
8	1376	TUN Zaw Win	MYA	01 AUG 1983	1:49:26	+27:08 <
9	1374	SWE Tun Nyunt	MYA	24 AUG 1991	2:02:34	+40:16
	1028	LIAKHOVICH Aliaksandr	BLR	04 JUL 1989	DQ	~~~~
	1052	BONFIM Caio	BRA	19 MAR 1991	DQ	~~~~
	1141	PINZON FLOREZ Diego Juan	COL	12 FEB 1985	DQ	~~<~

Intermediate Times:	2KM	8:25	1052	BONFIM Caio(BRA)
	4KM	17:04	1115	XU Hao(CHN)
	6KM	25:28	1028	LIAKHOVICH Aliaksandr(BLR)
	8KM	33:52	1231	SEILER Nathaniel(GER)
	10KM	42:05	1028	LIAKHOVICH Aliaksandr(BLR)
	12KM	50:05	1028	LIAKHOVICH Aliaksandr(BLR)
	14KM	58:01	1115	XU Hao(CHN)
	16KM	1:06:01	1028	LIAKHOVICH Aliaksandr(BLR)
	18KM	1:14:13	1052	BONFIM Caio(BRA)
	20KM	1:22:18	1115	XU Hao(CHN)

Legend:						
WR	World Record	CR	CISM Record	Rk	Rank	~ Loss of contact
<	Bent knee	DQ	Disqualified			





Results  
成绩公告

Record	Name	Nation	Location	Date
WR	3:32:33 DINIZ Yohann	FRA	Zurich	15 AUG 2014

Rk	Athlete Bib	Name	Nation Code	Date of Birth	Result	Time Behind
1	1112	WANG Qin	CHN	08 MAY 1994	3:51:56	
2	1030	DZIUBIN Dzmitry	BLR	12 JUL 1990	3:53:14	+1:18
3	1533	BUDZA Sergii	UKR	06 DEC 1984	4:26:03	+34:07 ~<~

Intermediate Times:				
2KM	9:46	1030	DZIUBIN Dzmitry(BLR)	
4KM	19:07	1112	WANG Qin(CHN)	
6KM	28:29	1030	DZIUBIN Dzmitry(BLR)	
8KM	37:49	1030	DZIUBIN Dzmitry(BLR)	
10KM	47:05	1030	DZIUBIN Dzmitry(BLR)	
12KM	56:17	1030	DZIUBIN Dzmitry(BLR)	
14KM	1:05:30	1030	DZIUBIN Dzmitry(BLR)	
16KM	1:14:30	1030	DZIUBIN Dzmitry(BLR)	
18KM	1:23:36	1030	DZIUBIN Dzmitry(BLR)	
20KM	1:32:42	1112	WANG Qin(CHN)	
22KM	1:41:49	1030	DZIUBIN Dzmitry(BLR)	
24KM	1:50:55	1030	DZIUBIN Dzmitry(BLR)	
26KM	1:59:58	1112	WANG Qin(CHN)	
28KM	2:09:17	1112	WANG Qin(CHN)	
30KM	2:18:33	1112	WANG Qin(CHN)	
32KM	2:28:16	1030	DZIUBIN Dzmitry(BLR)	
34KM	2:37:06	1112	WANG Qin(CHN)	
36KM	2:46:14	1112	WANG Qin(CHN)	
38KM	2:55:39	1112	WANG Qin(CHN)	
40KM	3:05:05	1112	WANG Qin(CHN)	
42KM	3:15:04	1030	DZIUBIN Dzmitry(BLR)	
44KM	3:24:05	1030	DZIUBIN Dzmitry(BLR)	
46KM	3:32:38	1112	WANG Qin(CHN)	
48KM	3:42:08	1112	WANG Qin(CHN)	
50KM	3:51:56	1112	WANG Qin(CHN)	

Legend:	
WR	World Record
Rk	Rank
~	Loss of contact
<	Bent knee





Results  
成绩公告

	Record	Name	Nation	Location	Date
<b>WR</b>	9.58	BOLT Usain	JAM	Berlin	16 AUG 2009
<b>CR</b>	10.07	Femi Seun OGUNODE	QAT	BRA(BRA)	2011

Wind:-0.5m/s

Rk	Athlete Bib	Name	Nation Code	Date of Birth	Lane	React. Time	Result
1	1270	TAFTIAN Hassan	IRI	04 MAY 1993	5	0.135	<b>10.24</b>
2	1060	OLIVEIRA Paulo Andre	BRA	20 AUG 1998	4	0.147	<b>10.32</b>
3	1199	GOLITIN Amaury	FRA	28 JAN 1997	9	0.145	<b>10.35</b>
4	1535	SMELYK Sergii	UKR	19 APR 1987	6	0.146	<b>10.39</b>
5	1074	ABDOU Barka	BRN	28 FEB 2001	3	0.152	<b>10.45</b>
6	1346	HADID Noureddine	LBN	28 JAN 1993	2	0.173	<b>10.62</b>
	1072	RASHID Abdulraof	BRN	25 FEB 2001	8		<b>DQ</b> 162.7
	1307	KIM Kukyoung	KOR	19 APR 1991	7		<b>DNS</b>

**Note:**  
IAAF Rule 162.7 - false start

<b>Legend:</b>		<b>CR</b>	<b>CISM Record</b>	<b>Rk</b>	<b>Rank</b>	<b>React.</b>	<b>Reaction</b>
<b>WR</b>	World Record	<b>CR</b>	CISM Record				
<b>DQ</b>	Disqualified	<b>DNS</b>	Did Not Start				





Results  
成绩公告

	Record	Name	Nation	Location	Date
<b>WR</b>	12.80	MERRITT Aries	USA	Bruxelles	07 SEP 2012
<b>CR</b>	13.32	S. OLIJARS	LAT	CRO(CRO)	1999

Wind:0.1m/s

Rk	Athlete Bib	Name	Nation Code	Date of Birth	Lane	React. Time	Result
1	1464	SHUBENKOV Sergei	RUS	04 OCT 1990	7	0.126	<b>13.40</b>
2	1116	ZENG Jianhang	CHN	17 SEP 1998	5	0.148	<b>13.53</b>
3	1340	ALYOUHA Yaqoub	KUW	31 JAN 1993	4	0.135	<b>13.60</b>
4	1003	BOUANANI Amine	ALG	17 OCT 1997	9	0.152	<b>13.78</b>
5	1407	NOGA Artur	POL	02 MAY 1988	6	0.143	<b>13.78</b>
6	1487	PENA ROQUE Brahian de Jesus	SUI	03 APR 1994	8	0.134	<b>14.08</b>
7	1247	MAHOLTRA Rio	INA	28 DEC 1993	2	0.154	<b>14.12</b>
8	1553	MAXEY Marcus	USA	09 OCT 1990	3	0.148	<b>14.13</b>

Legend:							
WR	World Record	CR	CISM Record	Rk	Rank	React.	Reaction





Results  
成绩公告

	Record	Name	Nation	Location	Date
<b>WR</b>	19.19	BOLT Usain	JAM	Berlin	20 AUG 2009
<b>CR</b>	20.46	Femi Seun OGUNODE	QAT	BRA(BRA)	2011

Wind:0.1m/s

Rk	Athlete Bib	Name	Nation Code	Date of Birth	Lane	React. Time	Result	
1	1047	JUNIOR Aldemir	BRA	08 JUN 1992	7	0.139	<b>20.31</b>	CR
2	1535	SMELYK Sergii	UKR	19 APR 1987	8	0.147	<b>20.58</b>	
3	1165	MARTINEZ MARTINEZ Yancarlos	DOM	08 AUG 1992	5	0.153	<b>20.62</b>	
4	1329	ALSUBAIE FAHHAD MOHAMMED H	KSA	04 FEB 1994	4	0.156	<b>20.91</b>	
5	1121	ESSEME EMMANUEL ALOBWENDE	CMR	17 AUG 1993	2	0.133	<b>21.10</b>	
6	1346	HADID Noureddine	LBN	28 JAN 1993	9	0.169	<b>21.10</b>	
7	1082	MUBARAK Saad	BRN	28 MAY 1999	3	0.163	<b>21.14</b>	
	1084	YAQOOB Yaqoob	BRN	01 MAR 1996	6		<b>DQ</b> 162.7	

**Note:**  
IAAF Rule 162.7 - false start

**Legend:**

**WR** World Record      **CR** CISM Record      **Rk** Rank      **React.** Reaction  
**DQ** Disqualified





Results  
成绩公告

	Record	Name	Nation	Location	Date
<b>WR</b>	43.03	NIEKERK Wayd	RSA	Rio de Janeiro	14 AUG 2016
<b>CR</b>	45.18	Kasrahi Yousef	KSA	KOR	2015

Rk	Athlete Bib	Name	Nation Code	Date of Birth	Lane	React. Time	Result
1	1067	ABBAS Abbas	BRN	17 MAY 1996	7	0.172	<b>45.84</b>
2	1330	ALYASEN MAZEN MAWTAN M	KSA	08 JUL 1996	8	0.171	<b>46.24</b>
3	1078	ISAH Musa	BRN	06 AUG 2000	5	0.156	<b>46.70</b>
4	1259	MUHAMMED ANAS YAHYA	IND	17 SEP 1994	4	0.154	<b>46.86</b>
5	1286	ACETI Vladimir	ITA	16 OCT 1998	2	0.193	<b>47.05</b>
6	1414	KRAWCZUK Lukasz	POL	15 JUN 1989	3	0.144	<b>47.18</b>
7	1527	CAN Yavuz	TUR	23 FEB 1988	9	0.245	<b>47.88</b>
8	1476	SINGHAPURAGE Aruna Dharshana	SRI	19 JAN 1999	6	0.192	<b>48.07</b>

Legend:							
WR	World Record	CR	CISM Record	Rk	Rank	React.	Reaction





Results  
成绩公告

	Record	Name	Nation	Location	Date
<b>WR</b>	46.78	YOUNG Kevin	USA	Barcelona	06 AUG 1992
<b>CR</b>	48.75	T. GOLLER	GER	CRO(CRO)	1999

Rk	Athlete Bib	Name	Nation Code	Date of Birth	Lane	React. Time	Result
1	1603	PIRJAHAN Mahdi	IRI		5	0.158	49.61
2	1004	LAHOULOU Abdelmalik	ALG	07 MAY 1992	7	0.168	49.68
3	1421	DOBEK Patryk	POL	13 FEB 1994	9	0.160	49.69
4	1254	JABIR MADARI PALLIYALIL	IND	08 JUN 1996	6	0.175	49.75
5	1465	CHALYI Timofei	RUS	07 APR 1994	2	0.163	50.27
6	1059	TELES Marcio	BRA	27 JAN 1994	4	0.150	50.85
7	1260	SANTHOSH KUMAR TAMILARASAN	IND	01 JAN 1998	3	0.196	52.53
	1337	SALEEM Hamid	KUW	23 JUL 1994	8		DNS

Legend:							
<b>WR</b>	World Record	<b>CR</b>	CISM Record	<b>Rk</b>	Rank	<b>React.</b>	Reaction
<b>DNS</b>	Did Not Start						





Results  
成绩公告

	Record	Name	Nation	Location	Date
<b>WR</b>	1:40.91	RUDISHA David	KEN	London	09 AUG 2012
<b>CR</b>	1:45.50	Alderaan Ali	KSA	KOR	2015

Rk	Athlete Bib	Name	Nation Code	Date of Birth	Order	Result
1	1419	ROZMYS Michal	POL	13 MAR 1995	6	<b>1:49.00</b>
2	1297	CORNELIUS Tuwei	KEN	07 MAY 1993	3	<b>1:49.20</b>
3	1073	ROTICH Abraham	BRN	26 SEP 1993	7	<b>1:49.36</b>
4	1008	BELBACHIR Mohamed	ALG	11 JAN 1994	5	<b>1:50.01</b>
5	1175	AHMED Hamada	EGY	22 OCT 1992	2	<b>1:50.64</b>
6	1520	AYOUNI Abdessalem	TUN	16 MAY 1994	8	<b>1:51.88</b>
7	1448	COSMIN Trofin	ROU	09 JAN 1996	4	<b>1:52.47</b>
	1389	KUMAL Som Bahadur	NEP	28 MAY 1992	9	<b>DNF</b>

<b>Legend:</b>						
<b>WR</b>	World Record	<b>CR</b>	CISM Record	<b>Rk</b>	Rank	<b>DNF</b> Did Not Finish





Results  
成绩公告

	Record	Name	Nation	Location	Date
<b>WR</b>	3:26.00	GUERROUJ Hicham	MAR	Roma	14 JUL 1998
<b>CR</b>	3:34.82	M. SULEIMAN	QAT	FRA(FRA)	1993

Rk	Athlete Bib	Name	Nation Code	Date of Birth	Order	Result
1	1419	ROZMYS Michal	POL	13 MAR 1995	6	<b>3:46.33</b>
2	1353	OULADHA Hicham	MAR	31 JAN 1995	9	<b>3:46.44</b>
3	1418	LEWANDOWSKI Marcin	POL	13 JUN 1987	8	<b>3:46.61</b>
4	1080	TIOUALI Mohammed	BRN	26 MAY 1991	1	<b>3:47.89</b>
5	1256	JINSON JOHNSON	IND	15 MAR 1991	10	<b>3:49.34</b>
6	1295	CHARLES Simotwo	KEN	05 JUN 1995	5	<b>3:50.48</b>
7	1265	FAHIMI Ali	IRI	22 MAR 1994	4	<b>3:51.95</b>
8	1596	VAREVI Wellington Allington	ZIM	09 AUG 1994	11	<b>3:53.19</b>
9	1545	CASTLE Daniel	USA	20 FEB 1987	12	<b>3:53.40</b>
10	1341	RAZGALIS Janis	LAT	26 MAY 1985	2	<b>3:55.50</b>
11	1382	van der WOLF Kilian	NED	24 JUL 1996	7	<b>3:55.54</b>
12	1021	van den BROECK Jan	BEL	11 MAR 1989	3	<b>4:04.97</b>

<b>Legend:</b>					
<b>WR</b>	World Record	<b>CR</b>	CISM Record	<b>Rk</b>	Rank





Results  
成绩公告

	Record	Name	Nation	Location	Date
<b>WR</b>	7:53.63	SHAHEEN Saif Saaeed	QAT	Bruxelles	03 SEP 2004
<b>CR</b>	8:14.13	MOZAZAE	KSA	ITA(ITA)	1995

Rk	Athlete Bib	Name	Nation Code	Date of Birth	Order	Result
1	1289	BENJAMIN Kigen	KEN	05 JUL 1993	4	8:24.50
2	1005	TABTI Bilal	ALG	07 JUN 1993	14	8:28.71
3	1220	KOWAL Yoann	FRA	25 AUG 1987	2	8:29.72
4	1049	SILVA Altobeli	BRA	03 DEC 1990	1	8:30.47
5	1413	ZALEWSKI Krystian	POL	11 APR 1989	12	8:32.26
6	1548	TONUI Frankline	USA	08 FEB 1993	11	8:43.30
7	1076	KOECH John	BRN	23 AUG 1995	7	8:43.50
8	1315	ALAMRI ALI AHMAD S	KSA	29 JAN 1985	5	8:45.04
9	1179	ATTIAALLAH Salem	EGY	01 OCT 1993	8	8:45.44
10	1552	JORDAN Michael	USA	21 MAY 1991	3	8:46.16
11	1006	BOUCHICHA Hichem	ALG	19 MAY 1989	9	8:49.97
12	1446	ANDREI CRISTIAN Stefana	ROU	16 APR 1988	15	8:56.47
13	1272	NASERI Khalil	IRI	06 FEB 1995	6	9:03.02
14	1244	PURWANTO Atjong Tio	INA	17 OCT 1991	13	9:03.65
	1251	AVINASH MUKUND SABLE	IND	13 SEP 1994	10	DNF

Legend:						
<b>WR</b>	World Record	<b>CR</b>	CISM Record	<b>Rk</b>	Rank	<b>DNF</b> Did Not Finish





Results  
成绩公告

	Record	Name	Nation	Location	Date
<b>WR</b>	12:37.35	BEKELE Kenenisa	ETH	Hengelo	31 MAY 2004
<b>CR</b>	13:06.17	Mark KIPTOO	KEN	BRA(BRA)	2011

Rk	Athlete Bib	Name	Nation Code	Date of Birth	Order	Result
1	1075	BALEW Birhanu	BRN	27 FEB 1996	12	14:08.99
2	1223	PETROS Amanal	GER	17 MAY 1995	5	14:09.16
3	1294	PETER Ndegwa	KEN	11 JUL 1992	8	14:09.23
4	1599	HITRANE Jamal	MAR		1	14:09.24
5	1542	ROTICH Anthony	USA	20 OCT 1990	11	14:11.03
6	1505	DAMASI Faraja	TAN	25 JUL 1997	9	14:12.98
7	1551	LALANG Lawi	USA	15 JUN 1991	3	14:14.41
8	1507	PANGA Joseph	TAN	26 JUN 1995	2	14:14.63
9	1595	HOVE Trust Tatenda	ZIM	29 FEB 1992	15	14:30.09
10	1183	FRAILE FERREIRO Antonio	ESP	05 JUN 1990	4	14:30.79
11	1213	FRERE Mehdi	FRA	27 JUL 1996	10	14:31.51
12	1591	TARAKINYU Moses	ZIM	30 MAR 1995	6	14:37.40
13	1156	AINAN Kadar Abib	DJI	01 JAN 1999	13	14:38.53
14	1578	NGUYEN van Lai	VIE	10 JUN 1986	14	14:38.78
15	1584	TEMBO John	ZAM	14 JUL 1996	7	14:53.72

Legend:					
WR	World Record	CR	CISM Record	Rk	Rank







Results  
成绩公告

	Record	Name	Nation	Location	Date
WR	26:17.53	BEKELE Kenenisa	ETH	Bruxelles	26 AUG 2005
CR	27:41.76	Elabbassi Elhassan	BRN	KOR	2015

Rk	Athlete Bib	Name	Nation Code	Date of Birth	Order	Result
1	1355	EL AARABY Mohamed Reda	MAR	12 NOV 1989	2	28:44.25
2	1223	PETROS Amanal	GER	17 MAY 1995	27	28:44.30
3	1354	SAHLI Hamza	MAR	10 MAY 1993	20	28:56.68
4	1504	GISAMODA Emanuel	TAN	18 MAY 1988	30	29:06.81
5	1546	KIBET Elkinah	USA	02 JUN 1983	17	29:07.92
6	1508	MARCO Sylvester	TAN	13 SEP 1997	39	29:14.14
7	1180	TEKLEMARIAM Debesay	ERI	11 DEC 1988	10	29:14.61
8	1213	FRERE Mehdi	FRA	27 JUL 1996	18	29:23.59
9	1582	MWANZA Edward	ZAM	10 MAR 1989	25	29:41.31
10	1544	PAYNE Benjamin	USA	16 SEP 1981	22	29:50.23
11	1243	PRAYOGO Agus	INA	23 AUG 1985	8	29:52.59
12	1590	MATENDE Millen	ZIM	23 SEP 1982	9	29:53.74
13	1515	NAMKHET Sanchai	THA	16 DEC 1989	15	30:20.52
14	1439	MARIUS MARIAN Busca	ROU	27 AUG 1979	6	30:25.88
15	1363	CHIAI Quentin	MON	01 JUL 1990	24	30:27.51
16	1171	CARDENAS LOPEZ Luis Miguel	ECU	03 DEC 1992	31	30:28.74
17	1540	ZAMORA SUGO Ernesto Andres	URU	13 APR 1983	26	30:28.88
18	1429	MIGUEL Marco	POR	26 JUL 1990	1	30:30.04
19	1142	BERNAL TRIANA Edisson Gilberto	COL	13 NOV 1992	35	30:30.80
20	1602	BEIRANVAND Morteza	IRI		12	31:17.74
21	1240	HONTI Attila	HUN	16 JUL 1989	5	31:20.27
22	1188	CAVIA DIEZ Oscar	ESP	03 MAR 1988	33	31:22.29
23	1592	CHIGIYA Peter Pedzisai	ZIM	10 OCT 1991	21	31:29.30
24	1528	AL ALI Abdelaziz	UAE	11 OCT 1985	36	31:30.16
25	1204	MILLIEN Florian Bruno	FRA	30 APR 1991	11	31:31.07
26	1539	ZAMORA DEBIASE Cristhian Emanuel	URU	15 JAN 1991	23	31:31.21
27	1430	DIAS Ricardo	POR	08 NOV 1984	37	31:33.72
28	1572	TRINH Quoc Luong	VIE	15 SEP 1996	40	32:18.09
29	1190	RODRIGUEZ GONZALEZ Hugo	ESP	06 MAY 1987	4	32:27.04
30	1359	RANCHIKJ Milosh	MKD	20 NOV 1992	34	32:52.62

Legend:					
WR	World Record	CR	CISM Record	Rk	Rank





Results  
成绩公告

	Record	Name	Nation	Location	Date
<b>WR</b>	26:17.53	BEKELE Kenenisa	ETH	Bruxelles	26 AUG 2005
<b>CR</b>	27:41.76	Elabbassi Elhassan	BRN	KOR	2015

Rk	Athlete Bib	Name	Nation Code	Date of Birth	Order	Result
31	1610	CHASI TOALOMBO Angel Gerardo	ECU	18 APR 1987	3	33:46.66
32	1585	MPANDE Kaliko	ZAM	15 MAR 1974	14	34:29.42
33	1529	ALNUAIMI Aadel	UAE	06 NOV 1978	7	34:34.39
34	1370	NAING Soe	MYA	05 JUN 1987	16	36:21.83
35	1360	TOSEV Zhan	MKD	27 JUL 1991	19	36:51.77
36	1518	TAGHOUI Tougma	TOG	31 DEC 1991	13	37:35.11
	1126	VOFFO MOMO ERNEST	CMR	08 FEB 1988	28	DNF
	1025	TUCAKOVIC Dario	BIH	13 JAN 1979	29	DNF
	1068	CHEROBEN Abraham	BRN	11 OCT 1992	32	DNF
	1151	SUSILOVIC Kristijan	CRO	20 JUN 1996	38	DNF

Legend:						
<b>WR</b>	World Record	<b>CR</b>	CISM Record	<b>Rk</b>	Rank	<b>DNF</b> Did Not Finish





Results  
成绩公告

	Record	Name	Nation	Location	Date
WR	98.48	ZELEZNY Jan	CZE	Jena	25 MAY 1996
CR	86.20	A. MOUROVEV	RUS	FRA(FRA)	1993

RK	Athlete Bib	Name	Nation Code	Date of Birth	1	2	3	4	5	6	Result
1	1261	SHIVPAL SINGH	IND	06 JUL 1995	83.33	X 79.80	X 75.62	78.99			83.33
2	1417	KRUKOWSKI Marcin	POL	14 JUN 1992	X	X 78.17	77.04	X 77.99			78.17
3	1481	RANASINGHE MUDIYANSELAGE S.J.R.	SRI	10 FEB 1991	70.49	- 75.35	X 74.46	X			75.35
4	1197	HELANDER Oliver	FIN	01 JAN 1997	70.44	74.62	-	r			74.62
5	1248	ABHISHEK SINGH	IND	20 MAY 1995	71.15	72.58	71.58	71.48	74.54	72.80	74.54
6	1298	BAE Yuil	KOR	16 JUN 1994	X	69.24	70.27	74.33	X	X	74.33
7	1198	KUUSELA Toni	FIN	21 JAN 1994	72.47	X	X	X 72.12	X		72.47
8	1486	SCHUERCH Bruno	SUI	30 JAN 1996	71.34	67.31	X 66.54	66.33	-		71.34
9	1450	GEORGE CATALIN Zaharia	ROU	03 AUG 1995	65.57	68.64	70.11				70.11
10	1492	WIELAND Lukas	SUI	24 JUL 1994	X	67.95	69.35				69.35
11	1120	CHAMAKEM CLAUDE GASTIER	CMR	18 MAY 1988	67.00	65.77	68.27				68.27
12	1556	SHOKIRJONOV Bobur	UZB	05 DEC 1990	X	66.91	66.07				66.91
13	1314	AL ABDULGHANI ALI ESSA I	KSA	06 MAY 1995	60.86	66.03	63.75				66.03
14	1347	SIMOLIUNAS Skirmantas	LTU	13 MAR 1994	64.08	64.06	65.69				65.69
15	1577	NGUYEN Trung Tan	VIE	26 JUN 1989	58.99	60.38	X				60.38
16	1565	JAIRYSON Villaroel	VEN	29 JUN 1990	55.86	56.80	X				56.80
17	1570	PHAM Ngoc Anh	VIE	24 JUN 1995	55.84	r					55.84

Starting order	1	2	3	4	5	6	7	8	9	10	11	12	13	14	15	16	17
	1556	1570	1486	1298	1565	1577	1417	1248	1492	1120	1450	1314	1197	1347	1198	1261	1481

Legend:		CR	Rk	X
WR	World Record	CISM Record	Rank	Failure
-	Pass	r Retired		



Results  
成绩公告

Record	Name	Nation	Location	Date
WR	6.16 LAVILLENIE Renaud	FRA	Donetsk	15 FEB 2014
CR	5.81 Pawel WOJCIECHOWSKI	POL	BRA(BRA)	2011

Rk	Athlete Bib	Name	Nation Code	Date of Birth	4.60	4.80	5.00	5.15	5.30	5.40	5.50	Result
					5.60	5.82						
1	1424	WOJCIECHOWSKI Pawel	POL	06 JUN 1989	-	-	-	-	O	-	XXO	5.60
					XO	r						
2	1046	DUTRA Augusto	BRA	16 JUL 1990	-	-	-	-	-	XO	XO	5.50
					XXX							
3	1460	GOROKHOV Georgii	RUS	20 APR 1993	-	-	-	-	O	XO	XXX	5.40
4	1226	DILLA Karsten	GER	17 JUL 1989	-	-	-	-	XXO	XXX		5.30
5	1479	MARAKKALA HANNADIGE I.S.	SRI	25 MAR 1994	O	O	XXX					4.80
	1224	CLEMENS Daniel	GER	28 APR 1992	-	-	-	XXX				NM
	1007	CHERABI Hichem Khalil	ALG	30 MAR 1993	-	-	XXX					NM
	1303	HAN Duhyeon	KOR	28 JUL 1994	-	-	-	XXX				NM

Legend:							
WR	World Record	CR	CISM Record	Rk	Rank	-	Pass
O	Clearance	X	Failure	r	Retired	NM	No Mark



Results  
成绩公告

Record	Name	Nation	Location	Date
WR	86.74 SEDYKH Yuriy	URS	Stuttgart	30 AUG 1986
CR	79.76 A. SKVARUK	UKR	CRO(CRO)	1999

RK	Athlete Bib	Name	Nation Code	Date of Birth	1	2	3	4	5	6	Result
1	1427	NOWICKI Wojciech	POL	22 FEB 1989	75.36	74.29	76.39	76.88	76.49	77.38	77.38
2	1459	KOROTOVSKII Evgenii	RUS	01 JUN 1992	75.26	X	X	X	X	75.24	75.26
3	1456	LUKYANOV Denis	RUS	14 JUL 1989	67.72	71.83	X	72.44	71.93	71.28	72.44
4	1557	KHODJAEV Sukhrob	UZB	21 MAY 1993	69.05	69.33	68.50	71.53	X	70.30	71.53
5	1176	ELGAMEL Mostafa	EGY	01 OCT 1988	66.73	X	67.76	68.74	X	66.59	68.74
6	1051	WOLSKI Allan	BRA	18 JAN 1990	65.98	X	65.99	X	67.80	68.11	68.11
7	1108	GUO Kun	CHN	28 FEB 1993	63.57	65.68	62.00	64.77	64.30	64.45	65.68
8	1066	DOMINGOS Wagner Jose	BRA	26 MAR 1983	63.73	61.53	63.22	64.04	63.77	63.56	64.04
9	1319	ALDUBAIS MOHAMMED HUSSAIN M	KSA	26 MAR 1992	55.85	X	57.30				57.30
10	1077	ELGOHARY Mahmoud	BRN	24 JAN 1998	X	49.39	55.73				55.73
	1339	ALFAILKAWI Rashed	KUW	05 AUG 1985	X	X	X				NM

Starting order	1	2	3	4	5	6	7	8	9	10	11
	1176	1459	1077	1339	1066	1557	1427	1051	1108	1456	1319

Legend:		CR	Rk	X
WR	World Record	CISM Record	Rank	Failure
NM	No Mark			



Results  
成绩公告

Record	Name	Nation	Location	Date
WR	23.12 BARNES Randy	USA	Los Angeles	20 MAY 1990
CR	20.39 P. DAL SOGLIO	ITA	CRO(CRO)	1999

RK	Athlete Bib	Name	Nation Code	Date of Birth	1	2	3	4	5	6	Result
1	1053	ROMANI Darlan	BRA	09 APR 1991	20.83	22.36	X	21.12	21.39	X	22.36 CR
2	1412	BUKOWIECKI Konrad	POL	17 MAR 1997	20.74	20.72	21.09	20.24	21.84	20.81	21.84 CR
3	1348	BERTEMES Bob	LUX	24 MAY 1993	20.66	X	X	X	X	X	20.66 CR
4	1178	KHALIFA Mohamed	EGY	30 AUG 1996	20.36	20.54	X	20.22	X	19.99	20.54
5	1411	SZYSZKOWSKI Jakub	POL	21 AUG 1991	X	18.78	19.64	19.25	20.37	19.81	20.37
6	1263	TAJINDERPAL SINGH TOOR	IND	13 NOV 1994	19.23	19.97	19.88	20.36	20.33	20.15	20.36
7	1177	HASSAN Mostafa	EGY	16 DEC 1995	20.11	19.98	X	X	X	X	20.11
8	1453	LESNOI Aleksandr	RUS	28 JUL 1988	19.56	X	19.61	X	19.59	X	19.61
9	1463	AFONIN Maksim	RUS	06 JAN 1992	19.52	19.44	X				19.52
10	1110	TIAN Zizhong	CHN	15 DEC 1992	18.31	18.59	18.93				18.93
11	1029	NICHYPAR Aliaksei	BLR	10 APR 1993	18.43	18.53	X				18.53
12	1605	TAYEBI SEIF KOTI M.R.	IRI		17.75	18.03	X				18.03
13	1193	KANGAS Arttu	FIN	13 JUL 1993	17.47	X	18.03				18.03
14	1085	IVANOV Georgi	BUL	13 MAR 1985	17.77	17.42	17.59				17.77
	1071	MAHMOUD Abdelrahman	BRN	01 JAN 2001	X	X	X				NM

Starting order	1	2	3	4	5	6	7	8	9	10	11	12	13	14	15
	1463	1110	1085	1177	1453	1411	1178	1605	1053	1412	1071	1348	1029	1193	1263

Legend:		CR	Rk	X
WR	World Record	CISM Record	Rank	Failure
NM	No Mark			



Results  
成绩公告

Record	Name	Nation	Location	Date
WR	18.29 EDWARDS Jonathan	GBR	Goteborg	07 AUG 1995
CR	17.38 J. DE OLIVEIRA	BRA	BRA(BRA)	1976

RK	Athlete Bib	Name	Nation Code	Date of Birth	1	2	3	4	5	6	Result	Wind
1	1117	ZHU Yaming	CHN	04 MAY 1994	16.35 +0.1	16.96 0.0	16.92 -0.4	17.09 +0.2	16.91 +0.4	X	<b>17.09</b>	+0.2
2	1498	VESZELKA Tomas	SVK	09 JUL 1995	16.61 -0.5	16.72 -0.3	X	X	17.09 -0.6	X	<b>17.09</b>	-0.6
3	1013	TRIKI Yasser Mohammed Tahar	ALG	24 MAR 1997	16.47 +0.3	15.91 -0.3	16.59 -0.2	X	17.08 +0.2	X	<b>17.08</b>	+0.2
4	1457	SOROKIN Dmitrii	RUS	27 SEP 1992	X	16.18 -0.4	X	X	17.03 +0.4	16.96 -0.2	<b>17.03</b>	+0.4
5	1045	dos SANTOS Almir	BRA	04 SEP 1993	16.33 +0.2	16.50 -0.2	16.78 +0.3	-	16.78 +0.2	X	<b>16.78</b>	+0.2
6	1451	FEDOROV Aleksei	RUS	25 MAY 1991	X	16.55 +0.2	X	X	16.64 -0.2	16.56 -0.3	<b>16.64</b>	-0.2
7	1044	de MELO Aleksandro	BRA	26 SEP 1995	X	16.46 -0.1	X	X	X	X	<b>16.46</b>	-0.1
8	1483	LIYANAPEDIGE Shreshan Dhananjaya	SRI	07 JUN 1997	X	X	16.25 -0.1	X	14.22 +0.5	X	<b>16.25</b>	-0.1
9	1087	KARAILIEV Momchil	BUL	21 MAY 1982	15.88 +0.1	15.37 0.0	14.17 +0.3				<b>15.88</b>	+0.1
10	1604	KIA Hamid Reza	IRI		15.64 +0.2	X	14.71 +0.4				<b>15.64</b>	+0.2
11	1106	CAO Shuo	CHN	08 OCT 1991	X	15.45 -0.5	15.63 -0.1				<b>15.63</b>	-0.1
12	1123	MAYACK II MARCEL	CMR	17 NOV 1990	15.63 -0.1	X	X				<b>15.63</b>	-0.1
13	1033	NIASTSIARENKA Maksim	BLR	01 SEP 1992	15.53 +0.2	X	14.27 -0.2				<b>15.53</b>	+0.2
14	1574	NGUYEN Tuan Anh	VIE	24 MAR 1994	14.96 +0.1	X	X				<b>14.96</b>	+0.1
15	1368	HEIN Naing Lin	MYA	04 AUG 1990	13.17 +0.1	X	13.03 +0.6				<b>13.17</b>	+0.1
	1576	NGUYEN Tien Trong	VIE	09 MAR 1997							<b>DNS</b>	

Starting order	1	2	3	4	5	6	7	8	9	10	11	12	13	14	15	16
	1574	1457	1483	1576	1045	1117	1123	1604	1013	1106	1033	1451	1087	1368	1498	1044

Legend:		CR	Rk	X
WR	World Record	CISM Record	Rank	Failure
-	Pass	Did Not Start		
		DNS		



Results  
成绩公告

Record	Name	Nation	Location	Date
WR	2.45 SOTOMAYOR Javier	CUB	Salamanca	27 JUL 1993
CR	2.31 Ghazal Majd Eddin	SYR	KOR	2015

Rk	Athlete Bib	Name	Nation Code	Date of Birth	1.95	2.00	2.05	2.10	2.15	2.20	2.24	Result
					2.27	2.30	2.32					
1	1461	IVANIUK Ilia	RUS	09 MAR 1993	-	O	O	O	O	O	XXX	2.20
2	1502	GAZAL Majed Aldin	SYR	21 APR 1987	-	-	O	O	O	XXO	XXX	2.20
3	1024	CARMOY Thomas	BEL	16 FEB 2000	-	O	O	O	O	XXX		2.15
4	1107	CHEN Ji	CHN	27 JAN 1990	-	O	O	O	XXX			2.10
5	1536	LONSKYI Viktor	UKR	27 OCT 1995	-	O	O	XXO	XXX			2.10
5	1312	YUN Seunghyun	KOR	01 JUN 1994	-	O	O	XXO	XXX			2.10
7	1064	FREDERICO Talles	BRA	20 AUG 1991	-	-	XO	XXO	XXX			2.10
8	1032	NEDASEKAU Maksim	BLR	21 JAN 1998	-	-	O	-	XXr			2.05
8	1420	KOBIELSKI Norbert	POL	28 JAN 1997	-	-	O	XXX				2.05
10	1034	SELIVERSTAU Pavel	BLR	02 SEP 1996	O	XO	XXO	Xr				2.05
11	1113	WANG Yu	CHN	18 AUG 1991	O	O	r					2.00
12	1549	GIANNETTINO Jeffrey	USA	11 JAN 1996	O	XO	XXX					2.00
12	1153	PAMPAKA Kyriakos	CYP	14 JUL 2001	O	XO	XXX					2.00
	1269	MORTAZAVI Hamidreza	IRI	17 JUL 1994	XXX							NM

Legend:		CR	Rk	-	NM
WR	World Record	X	r		Pass
O	Clearance				No Mark





Results  
成绩公告

Record	Name	Nation	Location	Date
WR	2.45 SOTOMAYOR Javier	CUB	Salamanca	27 JUL 1993
CR	2.31 Ghazal Majd Eddin	SYR	KOR	2015

Rk	Athlete Bib	Name	Nation Code	Date of Birth	1.95	2.00	2.05	2.10	2.15	2.20	2.24	Result
					2.27	2.30	2.32					
	1436	BARSHAM Mutaz Aissa M	QAT	24 JUN 1991								DNS

Legend:

WR World Record      CR CISM Record      Rk Rank      DNS Did Not Start





Results  
成绩公告

Record	Name	Nation	Location	Date
WR	8.95 POWELL Mike	USA	Tokyo	30 AUG 1991
CR	8.24 S. TARASENKO	RUS	FRA(FRA)	1993

RK	Athlete Bib	Name	Nation Code	Date of Birth	1	2	3	4	5	6	Result Wind
1	1111	WANG Jianan	CHN	27 AUG 1996	7.72 +0.1	8.15 +0.2	8.10 -0.4	8.14 +0.2	X	8.08 +0.2	8.15 +0.2
2	1109	HUANG Changzhou	CHN	20 AUG 1994	X	7.82 0.0	8.00 +0.6	8.11 +1.2	8.12 +0.4	8.03 -0.2	8.12 +0.4
3	1013	TRIKI Yasser Mohammed Tahar	ALG	24 MAR 1997	7.93 +0.1	7.99 +0.1	8.08 +0.2	7.84 +0.5	7.58 +0.3	7.97 +0.1	8.08 +0.2
4	1483	LIYANAPEDIGE Shreshan Dhananjaya	SRI	07 JUN 1997	7.56 +0.4	X	7.59 +0.0	7.81 +0.4	X	X	7.81 +0.4
5	1576	NGUYEN Tien Trong	VIE	09 MAR 1997	7.62 +0.3	7.56 +0.4	7.78 +0.5	7.63 +0.3	X	7.41 +0.2	7.78 +0.5
6	1537	MAZUR Vladyslav	UKR	21 NOV 1996	X	7.73 +0.1	X	7.60 +0.4	X	7.73 +0.7	7.73 +0.7
7	1425	JASZCZUK Tomasz	POL	09 MAR 1992	X	7.25 +0.4	7.65 +0.9	7.49 -0.2	7.55 +0.4	X	7.65 +0.9
8	1061	OLIVEIRA Paulo Sergio	BRA	01 JUN 1993	7.56 +0.3	7.57 +0.1	X	X	7.64 +0.3	X	7.64 +0.3
9	1083	SHAHEEN Saad	BRN	07 JUL 1996	7.57 +0.1	7.48 +0.2	7.39 +0.4				7.57 +0.1
10	1044	de MELO Alessandro	BRA	26 SEP 1995	X	X	7.54 +0.4				7.54 +0.4
11	1304	JOO Eunjae	KOR	12 JUN 1993	X	X	7.53 +0.3				7.53 +0.3
12	1400	ALYAARABI Salim Saleh Muslalam	OMA	15 JAN 1994	6.92 +0.1	X	X				6.92 +0.1

Starting order	1	2	3	4	5	6	7	8	9	10	11	12
	1304	1061	1537	1044	1483	1083	1111	1400	1109	1425	1013	1576

Legend:	
WR	World Record
CR	CISM Record
Rk	Rank
X	Failure



WUHAN 2019  
7th CISM Military World Games

WH FRSC Stadium  
武汉五环体育中心体育场

WED 23 OCT 2019  
Start Time 09:15

Track & Field  
田径

Men's Discus Throw  
男子铁饼

Final  
决赛



## Results 成绩公告

	Record	Name	Nation	Location	Date
<b>WR</b>	74.08	SCHULT Jorgen	GDR	Neubrandenburg	06 JUN 1986
<b>CR</b>	67.89	Robert HARTING	GER	GER(GER)	2013

RK	Athlete Bib	Name	Nation Code	Date of Birth	1	2	3	4	5	6	Result
1	1443	ALIN Firfirica	ROU	11 MAR 1995	62.35	X	X	63.88	61.70	60.99	63.88
2	1452	KHUDIAKOV Aleksei	RUS	31 MAR 1995	X	56.88	59.13	X	60.00	61.64	61.64
3	1466	BUTENKO Viktor	RUS	10 MAR 1993	X	59.06	X	X	X	59.65	59.65
4	1192	KUPPER Martin	EST	31 MAY 1989	58.74	X	X	58.07	58.90	59.56	59.56
5	1234	BRANDT Torben Torsten	GER	19 MAY 1995	55.71	57.09	57.80	X	57.00	X	57.80
6	1242	KOVAGO Zoltan	HUN	10 APR 1979	45.79	X	55.67	56.47	X	X	56.47
7	1287	MOMANI Musab	JOR	28 AUG 1986	52.54	52.38	55.21	54.84	X	55.93	55.93
8	1154	ANTONIOU Rafail	CYP	04 AUG 1995	53.20	53.19	52.96	54.08	54.39	53.68	54.39
9	1079	MEDANY Marawan	BRN	01 FEB 2000	50.45	51.22	X				51.22
10	1318	ALDAWODI SULTAN NUBARAK M	KSA	16 JAN 1977	47.16	X	51.18				51.18
11	1325	ALOQAYLI OSAMA HASSAN A	KSA	07 JUL 1993	X	X	48.89				48.89
12	1577	NGUYEN Trung Tan	VIE	26 JUN 1989	36.61	40.35	37.11				40.35
	1422	MALACHOWSKI Piotr	POL	07 JUN 1983	X	X	X				NM

Starting order	1	2	3	4	5	6	7	8	9	10	11	12	13
	1577	1318	1443	1422	1234	1192	1079	1325	1287	1154	1466	1242	1452

Legend:		CR	Rk	X
<b>WR</b>	World Record	CISM Record	Rank	Failure
<b>NM</b>	No Mark			





Results  
成绩公告

	Record	Name	Nation	Location	Date
WR	40.82	UNITED STATES	USA	London	10 AUG 2012
CR	43.73	BRAZIL	BRA	BRA(BRA)	2011

Rk	Athlete Bib	Name	Lane	React. Time	Result
1		<b>BRA - Brazil</b>	6	0.190	<b>43.29</b> CR
	2012	FARIAS Bruna			
	2020	ROSA Vitoria			
	2017	BARBOSA Lorraine			
	2019	SANTOS Rosangela			
2		<b>CHN - China</b>	5	0.192	<b>43.45</b> CR
	2062	YUAN Qiqi			
	2056	WANG Xuan			
	2048	KONG Lingwei			
	2046	GE Manqi			
3		<b>BRN - Bahrain</b>	2	0.195	<b>44.24</b>
	2025	ALKHALDI Hajar			
	2026	EAAS Iman			
	2023	ODIONG Edidiong			
	2031	NASER Salwa			
4		<b>UKR - Ukraine</b>	3	0.163	<b>44.64</b>
	2218	RATNIKOVA Viktoriia			
	2219	KACHUR Yana			
	2210	PLOTITSYNA Anna			
	2212	CHUBKOVTSOVA Hanna			
5		<b>POL - Poland</b>	4	0.206	<b>44.80</b>
	2148	SWIETY ERSETIC Justyna			
	2155	POPOWICZ DRAPALA Marika			
	2143	KIELBASINSKA Anna			
	2146	LINKIEWICZ Joanna			
6		<b>ITA - Italy</b>	7	0.214	<b>44.95</b>
	2113	PAOLETTA Jessica			
	2112	SIRAGUSA Irene			
	2110	BONGIORNI Anna			
	2114	MILANI Marta			
		<b>DOM - Dominican Rep.</b>	8		<b>DNS</b>
		<b>FRA - France</b>	9		<b>DNS</b>

Legend:						
WR	World Record	CR	CISM Record	Rk	Rank	React. Reaction
DNS	Did Not Start					





Results  
成绩公告

	Record	Name	Nation	Location	Date
<b>WR</b>	3:15.17	USSR	URS	Seoul	01 OCT 1988
<b>CR</b>	3:28.75	Russia	RUS	KOR	2015

Rk	Athlete Bib	Name	Lane	React. Time	Result
1		<b>POL - Poland</b>	3	0.158	<b>3:27.84</b> CR
	2143	KIELBASINSKA Anna			
	2152	HOLUB KOWALIK Malgorzata			
	2146	LINKIEWICZ Joanna			
	2148	SWIETY ERSETIC Justyna			
2		<b>RUS - Russian Federation</b>	8	0.197	<b>3:28.09</b> CR
	2169	MAMINA Alena			
	2177	RUDAKOVA Vera			
	2172	AKSENOVA Kseniia			
	2174	MILLER Polina			
3		<b>UKR - Ukraine</b>	5	0.159	<b>3:33.68</b>
	2216	MYKOLENKO Mariia			
	2209	BRYZGINA Anastasiia			
	2215	KLYMIUK Kateryna			
	2211	RYZHYKOVA Anna			
4		<b>BRN - Bahrain</b>	7	0.239	<b>3:38.24</b>
	2021	JAMAL Aminat			
	2030	KORIR Nelly			
	2024	MUBARAK Fatima			
	2026	EAAS Iman			
5		<b>SRI - Sri Lanka</b>	4	0.205	<b>3:43.33</b>
	2195	EGODAHA WALAWWE U.R.			
	2198	WALIWARSHA K LIYANA ARACHCHIGE Nim.			
	2190	ARTIGALA ABERATHNA G.T.			
	2194	RAMANAYAKA Nadeesha			
6		<b>CHN - China</b>	2	0.155	<b>3:47.64</b>
	2053	MA Chengna			
	2059	XIE Zeru			
	2057	WANG Yu			
	2047	JIANG Yifan			
		<b>DOM - Dominican Rep.</b>	6		<b>DNS</b>

Legend:							
WR	World Record	CR	CISM Record	Rk	Rank	React.	Reaction
DNS	Did Not Start						





Results  
成绩公告

Record	Name	Nation	Location	Date
WR	1:24:38 LIU Hong	CHN	La Coruna	06 JUN 2015

Rk	Athlete Bib	Name	Nation Code	Date of Birth	Result	Time Behind
1	2060	YANG Jiayu	CHN	18 FEB 1996	1:30:03	
2	2061	YIN Hang	CHN	07 FEB 1997	1:33:16	+3:13
3	2102	ZUREK Teresa	GER	29 JUL 1998	1:37:44	+7:41
4	2005	DARAZHUK Nadzeya	BLR	23 JAN 1990	1:40:56	+10:53

Intermediate Times:

2KM	8:37	2060	YANG Jiayu(CHN)
4KM	17:24	2060	YANG Jiayu(CHN)
6KM	26:18	2060	YANG Jiayu(CHN)
8KM	35:14	2060	YANG Jiayu(CHN)
10KM	44:17	2060	YANG Jiayu(CHN)
12KM	53:29	2060	YANG Jiayu(CHN)
14KM	1:02:47	2060	YANG Jiayu(CHN)
16KM	1:12:06	2060	YANG Jiayu(CHN)
18KM	1:21:13	2060	YANG Jiayu(CHN)
20KM	1:30:03	2060	YANG Jiayu(CHN)

Legend:		Rk	Rank
WR	World Record		





Results  
成绩公告

	Record	Name	Nation	Location	Date
<b>WR</b>	10.49	GRIFFITH-JOYNER Florence	USA	Indianapolis	16 JUL 1988
<b>CR</b>	11.17	Oliveira Santos Rosangela CR.	BRA	KOR	2015

Wind:0.4m/s

Rk	Athlete Bib	Name	Nation Code	Date of Birth	Lane	React. Time	Result
1	2087	<b>ZAH</b> Carolle	FRA	12 JUN 1994	2	0.137	<b>11.36</b>
2	2019	<b>SANTOS</b> Rosangela	BRA	20 DEC 1990	6	0.134	<b>11.39</b>
3	2020	<b>ROSA</b> Vitoria	BRA	12 JAN 1996	7	0.153	<b>11.40</b>
4	2046	<b>GE</b> Manqi	CHN	13 OCT 1997	4	0.143	<b>11.42</b>
5	2235	<b>SHARIPOVA</b> Nigina	UZB	10 AUG 1995	3	0.144	<b>11.56</b>
6	2110	<b>BONGIORNI</b> Anna	ITA	15 SEP 1993	8	0.158	<b>11.66</b>
7	2040	<b>NGOYE</b> Natacha	CGO	15 AUG 1993	5	0.137	<b>11.81</b>
8	2023	<b>ODIONG</b> Edidiong	BRN	13 MAR 1997	9	0.153	<b>11.94</b>

Legend:							
WR	World Record	CR	CISM Record	Rk	Rank	React.	Reaction





Results  
成绩公告

	Record	Name	Nation	Location	Date
<b>WR</b>	12.20	HARRISON Kendra	USA	London	22 JUL 2016
<b>CR</b>	12.95	Alina TALAY	BLR	BRA(BRA)	2011

Wind:-0.0m/s

Rk	Athlete Bib	Name	Nation Code	Date of Birth	Lane	React. Time	Result
1	2004	<b>POPLAVSKAYA Ekaterina</b>	BLR	07 MAY 1987	3	0.146	<b>13.36</b>
2	2210	<b>PLOTITSYNA Anna</b>	UKR	01 JAN 1987	4	0.131	<b>13.40</b>
3	2212	<b>CHUBKOVTSOVA Hanna</b>	UKR	20 APR 1994	2	0.196	<b>13.66</b>
4	2015	<b>MORAES Fabiana</b>	BRA	05 JUN 1996	6	0.138	<b>14.25</b>
5	2186	<b>EMINI Milica</b>	SRB	11 OCT 1999	7	0.188	<b>14.50</b>
6	2138	<b>van SCHIE Tara</b>	NED	12 SEP 1990	8	0.162	<b>15.86</b>
	2021	<b>JAMAL Aminat</b>	BRN	27 JUN 1997	5		<b>DNF</b>

Legend:		CR	CISM Record	Rk	Rank	React.	Reaction
<b>WR</b>	World Record						
<b>DNF</b>	Did Not Finish						







Results  
成绩公告

	Record	Name	Nation	Location	Date
<b>WR</b>	21.34	GRIFFITH-JOYNER Florence	USA	Seoul	29 SEP 1988
<b>CR</b>	23.01	Ana SILVA	BRA	BRA(BRA)	2011

Wind:-0.3m/s

Rk	Athlete Bib	Name	Nation Code	Date of Birth	Lane	React. Time	Result
1	2183	MIHALINEC Maja	SLO	17 DEC 1989	5	0.165	<b>23.15</b>
2	2076	PAULINO Marileidy	DOM	26 OCT 1996	9	0.206	<b>23.18</b>
3	2143	KIELBASINSKA Anna	POL	26 JUN 1990	4	0.168	<b>23.33</b>
4	2235	SHARIPOVA Nigina	UZB	10 AUG 1995	3	0.166	<b>23.59</b>
5	2040	NGOYE Natacha	CGO	15 AUG 1993	8	0.168	<b>23.65</b>
6	2112	SIRAGUSA Irene	ITA	23 JUN 1993	6	0.153	<b>23.76</b>
7	2023	ODIONG Edidiong	BRN	13 MAR 1997	7	0.222	<b>23.82</b>
	2111	HOOPER Gloria	ITA	03 MAR 1992	2		<b>DNS</b>

Legend:							
WR	World Record	CR	CISM Record	Rk	Rank	React.	Reaction
DNS	Did Not Start						





Results  
成绩公告

	Record	Name	Nation	Location	Date
<b>WR</b>	47.60	KOCH Marita	GDR	Canberra	06 OCT 1985
<b>CR</b>	51.08	Geisa COUTINHO	BRA	BRA(BRA)	2011

Rk	Athlete Bib	Name	Nation Code	Date of Birth	Lane	React. Time	Result	
1	2031	<b>NASER Salwa</b>	BRN	23 MAY 1998	6	0.140	<b>50.15</b>	CR
2	2174	<b>MILLER Polina</b>	RUS	09 JUN 2000	4	0.149	<b>51.49</b>	
3	2148	<b>SWIETY ERSETIC Justyna</b>	POL	03 DEC 1992	7	0.211	<b>52.19</b>	
4	2152	<b>HOLUB KOWALIK Malgorzata</b>	POL	30 OCT 1992	8	0.263	<b>52.42</b>	
5	2172	<b>AKSENOVA Kseniia</b>	RUS	14 JAN 1988	9	0.163	<b>52.57</b>	
6	2026	<b>EAAS Iman</b>	BRN	09 JUL 1997	5	0.156	<b>52.88</b>	
7	2194	<b>RAMANAYAKA Nadeesha</b>	SRI	25 DEC 1994	2	0.234	<b>53.41</b>	
8	2215	<b>KLYMIUK Kateryna</b>	UKR	02 JUN 1995	3	0.204	<b>53.62</b>	

Legend:		CR	CISM Record	Rk	Rank	React.	Reaction
<b>WR</b>	World Record						





Results  
成绩公告

	Record	Name	Nation	Location	Date
<b>WR</b>	52.20	Dalilah MUHAMMAD	USA	Drake Stadium, Des Moines, IA(USA)	28 JUL 2019
<b>CR</b>	55.30	STAMBOLOVA Vanya	BUL	BUL(BUL)	2009

Rk	Athlete Bib	Name	Nation Code	Date of Birth	Lane	React. Time	Result	
1	2021	JAMAL Aminat	BRN	27 JUN 1997	5	0.256	<b>55.12</b>	CR
2	2211	RYZHYKOVA Anna	UKR	24 NOV 1989	8	0.184	<b>55.23</b>	CR
3	2177	RUDAKOVA Vera	RUS	20 MAR 1992	2	0.218	<b>55.66</b>	
4	2146	LINKIEWICZ Joanna	POL	02 MAY 1990	6	0.177	<b>57.15</b>	
5	2176	ANDREEVA Valeriia	RUS	13 AUG 1992	7	0.178	<b>57.30</b>	
6	2216	MYKOLENKO Mariia	UKR	04 APR 1994	4	0.176	<b>57.72</b>	
7	2034	STAMBOLOVA Vanya	BUL	28 NOV 1983	3	0.213	<b>1:02.77</b>	

Legend:		CR	CISM Record	Rk	Rank	React.	Reaction
<b>WR</b>	World Record						





Results  
成绩公告

	Record	Name	Nation	Location	Date
<b>WR</b>	1:53.28	KRATOCHVILOVA Jarmila	TCH	Munchen	26 JUL 1983
<b>CR</b>	1:59.99	Lupu Nataliia	UKR	KOR	2015

Rk	Athlete Bib	Name	Nation Code	Date of Birth	Order	Result
1	2217	PRYSHCHEPA Nataliia	UKR	11 SEP 1994	6	<b>2:05.14</b>
2	2198	WALIWARSHA K LIYANA ARACHCHIGE Nim.	SRI	19 SEP 1989	4	<b>2:06.14</b>
3	2030	KORIR Nelly	BRN	14 JUL 1991	5	<b>2:06.50</b>
4	2002	SEALY Sade	BAR	18 NOV 1991	7	<b>2:06.66</b>
5	2119	MAWIA Jarinter	KEN	30 DEC 1996	3	<b>2:09.29</b>
6	2167	FLORINA Stefana	ROU	29 MAR 1990	9	<b>2:09.84</b>
7	2226	MELCHER Annette	USA	18 APR 1992	8	<b>2:10.45</b>
8	2190	ARTIGALA ABERATHNA G.T.	SRI	23 DEC 1986	2	<b>2:11.08</b>

<b>Legend:</b>					
<b>WR</b>	World Record	<b>CR</b>	CISM Record	<b>Rk</b>	Rank





Results  
成绩公告

	Record	Name	Nation	Location	Date
WR	3:50.07	DIBABA Genzebe	ETH	Monaco	17 JUL 2015
CR	4:07.34	JAVORNIK Helena	SLO	CRO(CRO)	1999

Rk	Athlete Bib	Name	Nation Code	Date of Birth	Order	Result
1	2117	WINNIE Chebet	KEN	20 DEC 1990	6	4:25.22
2	2217	PRYSHCHEPA Nataliia	UKR	11 SEP 1994	1	4:26.63
3	2030	KORIR Nelly	BRN	14 JUL 1991	2	4:26.97
4	2221	FERNANDEZ MOREIRA Maria Pia	URU	01 APR 1995	12	4:27.78
5	2161	ROXANA Birca	ROU	22 JUN 1989	10	4:27.88
6	2167	FLORINA Stefana	ROU	29 MAR 1990	3	4:29.44
7	2032	BELAY Tigist	BRN	25 DEC 1996	9	4:31.15
8	2198	WALIWARSHA K LIYANA ARACHCHIGE Nim.	SRI	19 SEP 1989	5	4:31.85
9	2228	GILLESPIE Carina	USA	22 JAN 1995	8	4:32.79
10	2225	HALBROOK Abigail	USA	03 JAN 1996	16	4:34.35
11	2206	PANGA Sisilia	TAN	28 DEC 1997	19	4:35.89
12	2069	NOUR Samia Hassan	DJI	01 JAN 2000	7	4:38.30
13	2190	ARTIGALA ABERATHNA G.T.	SRI	23 DEC 1986	15	4:40.06
14	2140	BHATTRAI Saraswati	NEP	08 MAR 1994	11	4:41.73
15	2222	CARDOZO Katherin	URU	14 DEC 1992	18	5:08.40
16	2067	SOARES RODRIGUES Zelia	CPV	29 SEP 1994	4	5:47.52
17	2132	PELIKON Marija	MKD	20 AUG 1981	13	5:56.21
	2184	MISMAS Marusa	SLO	24 OCT 1994	14	DNS
	2001	GEGA Luiza	ALB	05 NOV 1988	17	DNS

Legend:							
WR	World Record	CR	CISM Record	Rk	Rank	DNS	Did Not Start





Results  
成绩公告

	Record	Name	Nation	Location	Date
<b>WR</b>	8:44.32	Beatrice CHEPKOECH	KEN	Stade Louis II, Monaco(MON)	20 JUL 2018
<b>CR</b>	9:30.24	Jebet Ruth	BRN	KOR	2015

Rk	Athlete Bib	Name	Nation Code	Date of Birth	Order	Result	
1	2033	YAVI Winfred	BRN	31 DEC 1999	3	<b>9:19.24</b>	CR
2	2184	MISMAS Marusa	SLO	24 OCT 1994	4	<b>9:24.47</b>	CR
3	2001	GE GA Luiza	ALB	05 NOV 1988	8	<b>9:26.35</b>	CR
4	2121	MERCY Wanjiru Gitahi	KEN	28 MAR 1993	5	<b>9:39.58</b>	
5	2197	RATHNAYAKA Uda Kuburalage Nilani	SRI	08 AUG 1990	7	<b>9:48.38</b>	
6	2233	TANUI Susan	USA	28 MAR 1987	2	<b>10:53.12</b>	
7	2236	CANIZALEZ Elaine	VEN	28 MAR 1992	6	<b>12:28.81</b>	
	2027	GEBREGEIORGES Mimi	BRN	09 JUN 1988	1	<b>DNS</b>	

<b>Legend:</b>	<b>WR</b> World Record	<b>CR</b> CISM Record	<b>Rk</b> Rank	<b>DNS</b> Did Not Start
----------------	------------------------	-----------------------	----------------	--------------------------





Results  
成绩公告

	Record	Name	Nation	Location	Date
<b>WR</b>	14:11.15	DIBABA Tirunesh	ETH	Oslo	06 JUN 2008
<b>CR</b>	15:10.69	BOTEZAN M.	ROM	ITA(ITA)	2003

Rk	Athlete Bib	Name	Nation Code	Date of Birth	Order	Result
1	2135	JOHANNES Helalia	NAM	13 AUG 1991	9	15:14.23
2	2033	YAVI Winfred	BRN	31 DEC 1999	20	15:15.93
3	2120	IRENE Kimais	KEN	10 OCT 1998	7	15:29.74
4	2032	BELAY Tigist	BRN	25 DEC 1996	13	15:31.56
5	2081	TEKLEGERGISH Dolshi	ERI	17 JUN 1999	15	15:43.38
6	2007	MAZURONAK Volha	BLR	14 APR 1989	5	15:46.29
7	2161	ROXANA Birca	ROU	22 JUN 1989	11	15:48.03
8	2205	SHAURI Magdalena	TAN	25 FEB 1996	4	15:48.28
9	2179	YANKURIJE Marthe	RWA	05 JUL 1994	3	15:50.07
10	2229	EVERSON Hannah	USA	22 APR 1994	10	15:57.78
11	2126	FARKOUSSI Kaoutar	MAR	19 MAR 1996	18	16:01.01
12	2091	DUARTE Sophie	FRA	31 JUL 1981	2	16:05.83
13	2107	BOHM Lilla	HUN	28 SEP 1994	8	16:58.30
14	2086	RUIZ CASTELLANOS Maria	ESP	25 APR 1979	23	17:17.79
15	2139	BUDHA Bishwarupa	NEP	24 MAR 1995	16	17:42.56
16	2066	NGONG SYLVERA GHAFEE	CMR	06 OCT 1994	14	17:46.59
17	2010	KWENA Keneilwe	BOT	20 JAN 1995	22	18:22.76
18	2100	RAUSCH Monika	GER	02 AUG 1990	1	18:50.79
19	2200	VLCAKOVA Lucia	SVK	27 DEC 1994	19	19:09.90
20	2208	M'MOIGNI Windjado	TOG	31 DEC 1994	12	19:23.86
21	2222	CARDOZO Katherin	URU	14 DEC 1992	21	19:41.21
22	2039	MASON Sarah Kaitlyn	CAN	21 APR 1997	17	19:54.07
23	2009	DEMA Bonolo	BOT	09 MAY 1992	6	19:57.00

<b>Legend:</b>					
<b>WR</b>	World Record	<b>CR</b>	CISM Record	<b>Rk</b>	Rank





WUHAN 2019  
7th CISM Military World Games

WH FRSC Stadium  
武汉五环体育中心体育场

FRI 25 OCT 2019  
Start Time 19:05

Track & Field  
田径

Women's Javelin Throw  
女子标枪

Final  
决赛



## Results 成绩公告

	Record	Name	Nation	Location	Date
<b>WR</b>	72.28	SPOTAKOVA Barbora	CZE	Stuttgart	13 SEP 2008
<b>CR</b>	62.95	ZHang Li	CHN	KOR	2015

RK	Athlete Bib	Name	Nation Code	Date of Birth	1	2	3	4	5	6	Result
1	2063	ZHANG Li	CHN	17 JUL 1987	58.77	61.13	63.06	X	-	-	<b>63.06</b> CR
2	2018	FERRER Laila	BRA	30 JUL 1982	51.83	53.74	56.02	52.35	54.97	55.13	<b>56.02</b>
3	2191	BABARANDA LIYANAGE Nadeeka Lakmali	SRI	18 SEP 1981	51.52	51.29	51.70	52.73	51.41	52.37	<b>52.73</b>
4	2224	ALLGOOD Avione	USA	14 DEC 1993	48.80	52.68	X	51.96	X	X	<b>52.68</b>
5	2199	RUCKSTUHL Geraldine	SUI	24 FEB 1998	45.57	49.74	46.65	X	X	49.64	<b>49.74</b>
6	2168	ANA MIRELA Termure	ROU	13 MAY 1975	X	41.88	X	X	X	X	<b>41.88</b>
7	2105	CORT Teniesah	GUY	07 APR 1995	33.30	36.84	35.96	34.64	35.19	34.87	<b>36.84</b>

Starting order	1	2	3	4	5	6	7
	2168	2191	2063	2199	2018	2105	2224

Legend:							
<b>WR</b>	World Record	<b>CR</b>	CISM Record	<b>Rk</b>	Rank	<b>X</b>	Failure
-	Pass						







Results  
成绩公告

	Record	Name	Nation	Location	Date
WR	82.98	WLODARCZYK Anita	POL	Warszawa	28 AUG 2016
CR	74.87	ZHang Wen Xiu	CHN	KOR	2015

RK	Athlete Bib	Name	Nation Code	Date of Birth	1	2	3	4	5	6	Result
1	2058	WANG Zheng	CHN	14 DEC 1987	67.18	X	68.79	69.34	68.05	X	69.34
2	2201	HRASNOVA Martina	SVK	21 MAR 1983	63.73	68.89	64.92	68.27	X	X	68.89
3	2153	KOPRON Malwina	POL	16 NOV 1994	64.54	X	X	X	X	67.12	67.12
4	2171	TSAREVA Elizaveta	RUS	26 MAR 1993	X	58.86	59.88	66.63	X	X	66.63
5	2051	LIU Tingting	CHN	29 JAN 1990	60.65	65.61	X	X	X	X	65.61
6	2162	BIANCA FLORENTINA Ghelber	ROU	01 JUN 1990	64.95	65.32	61.35	X	65.23	62.12	65.32
7	2181	SPILER Barbara	SLO	02 JAN 1992	X	62.63	X	X	64.77	63.41	64.77
8	2003	KALAMOYETS Anastasiya	BLR	15 JUL 1994	61.92	58.92	X	61.25	61.93	X	61.93
9	2175	PALKINA Sofia	RUS	09 JUN 1998	54.93	58.04	58.16				58.16
10	2214	KLYMETS Iryna	UKR	04 OCT 1994	56.59	53.78	55.25				56.59

Starting order	1	2	3	4	5	6	7	8	9	10
	2201	2162	2051	2175	2181	2214	2153	2058	2003	2171

Legend:	
WR	World Record
CR	CISM Record
Rk	Rank
X	Failure





Results  
成绩公告

	Record	Name	Nation	Location	Date
<b>WR</b>	22.63	LISOVSKAYA Natalya	URS	Moskva	07 JUN 1987
<b>CR</b>	19.30	Christina SCHWANITZ	GER	GER(GER)	2013

RK	Athlete Bib	Name	Nation Code	Date of Birth	1	2	3	4	5	6	Result
1	2154	<b>GUBA Paulina</b>	POL	14 MAY 1991	17.54	18.05	18.22	17.86	17.95	X	<b>18.22</b>
2	2045	<b>GAO Yang</b>	CHN	01 MAR 1993	16.70	16.85	17.60	17.85	17.47	17.37	<b>17.85</b>
3	2029	<b>JASIM Noora</b>	BRN	27 NOV 1996	17.51	17.70	17.59	X	17.60	17.50	<b>17.70</b>
4	2042	<b>BIAN Ka</b>	CHN	05 JAN 1993	16.83	16.88	16.93	16.59	17.41	17.50	<b>17.50</b>
5	2149	<b>KARDASZ Klaudia</b>	POL	02 MAY 1996	16.53	16.22	16.68	16.48	16.58	X	<b>16.68</b>
6	2098	<b>MAISCH Katharina</b>	GER	12 JUN 1997	X	16.11	16.30	X	16.57	X	<b>16.57</b>
7	2016	<b>ARCANJO Geisa</b>	BRA	19 SEP 1991	16.40	X	X	X	16.44	16.50	<b>16.50</b>
8	2008	<b>LEANTSIUK Yuliya</b>	BLR	31 JAN 1984	X	15.87	15.85	16.12	X	16.15	<b>16.15</b>
9	2137	<b>MULLER Lieke</b>	NED	03 NOV 1994	14.77	X	X				<b>14.77</b>
10	2196	<b>WIJEPURAGE T.K.F.</b>	SRI	13 OCT 1990	X	13.81	12.83				<b>13.81</b>
11	2065	<b>ANGOUNOUGOU SANAMA EDWIGE</b>	CMR	15 OCT 1989	12.92	12.48	13.09				<b>13.09</b>

Starting order	1	2	3	4	5	6	7	8	9	10	11
	2149	2008	2137	2045	2098	2196	2042	2029	2154	2016	2065

Legend:	
<b>WR</b>	World Record
<b>CR</b>	CISM Record
<b>Rk</b>	Rank
<b>X</b>	Failure



Results  
成绩公告

Record	Name	Nation	Location	Date
WR	15.50 KRAVETS Inessa	UKR	Goteborg	10 AUG 1995
CR	14.28 Koneva Ekaterina	RUS	KOR	2015

RK	Athlete Bib	Name	Nation Code	Date of Birth	1	2	3	4	5	6	Result Wind
1	2116	RYPAKOVA Olga	KAZ	30 NOV 1984	13.90 +0.4	14.19 +0.2	X	X	X	X	<b>14.19</b> +0.2
2	2115	CESTONARO Ottavia	ITA	12 JAN 1995	X	X	13.57 +0.2	13.78 -1.0	X	X	<b>13.78</b> -1.0
3	2071	JOSE TIMA Ana Lucia	DOM	10 OCT 1989	13.49 +0.7	13.54 -0.1	X	X	X	11.64 -0.2	<b>13.54</b> -0.1
4	2043	CHEN Ting	CHN	28 AUG 1997	12.96 +0.6	13.12 +0.4	X	X	X	13.38 -0.4	<b>13.38</b> -0.4
5	2192	HEENATIMULLAGE DONA V.L.	SRI	28 DEC 1996	X	X	12.33 +0.2	11.60 +0.1	12.64 -0.3	X	<b>12.64</b> -0.3
6	2234	DUSANOVA Nadiya	UZB	17 NOV 1987	11.59 +0.2	11.96 +0.4	12.02 +1.0	X	12.07 -0.2	12.18 -0.2	<b>12.18</b> -0.2

Starting order	1	2	3	4	5	6
	2116	2192	2043	2234	2071	2115

Legend:						
WR	World Record	CR	CISM Record	Rk	Rank	X Failure



Results  
成绩公告

Record	Name	Nation	Location	Date
<b>WR</b>	2.09 KOSTADINOVA Stefka	BUL	Roma	30 AUG 1987
<b>CR</b>	2.00 MOTKOVA Tatiana	RUS	ITA(ITA)	1995

Rk	Athlete Bib	Name	Nation Code	Date of Birth	1.60	1.65	1.70	1.75	1.80	1.84	1.87	Result
					1.90	1.92	1.94	2.01				
1	2173	LASITSKENE Mariia	RUS	14 JAN 1993	-	-	O	-	O	O	O	2.01 CR
					O	O	O	XXO				
2	2220	LEVCHENKO Yuliia	UKR	28 NOV 1997	-	-	-	-	O	O	O	1.92
					O	XO	XXX					
3	2213	GERASHCHENKO Iryna	UKR	10 MAR 1995	-	-	-	O	XO	O	O	1.90
					XXO	XXX						
4	2166	DANIELA Stanciu	ROU	15 OCT 1987	-	-	-	O	XO	O	X-	1.84
					XX							
5	2232	SPIRES Michelle	USA	19 MAR 1996	-	O	O	XO	XXX			1.75
5	2234	DUSANOVA Nadiya	UZB	17 NOV 1987	-	-	O	XO	XXX			1.75
7	2080	HAGRAS Hoda	EGY	11 MAY 1995	O	O	XO	XO	XXX			1.75
8	2223	LORENA CECILIA Aires Neves	URU	08 AUG 1995	-	-	O	XXO	XXX			1.75

Legend:			
<b>WR</b>	World Record	<b>CR</b>	CISM Record
<b>O</b>	Clearance	<b>X</b>	Failure
<b>Rk</b>	Rank	-	Pass





Results  
成绩公告

Record	Name	Nation	Location	Date
WR	7.52 CHISTYAKOVA Galina	URS	Leningrad	11 JUN 1988
CR	6.71 ROUBLEVA Olga	RUS	ITA(ITA)	1995

RK	Athlete Bib	Name	Nation Code	Date of Birth	1	2	3	4	5	6	Result Wind
1	2239	KPATCHA Hilory	FRA		5.90 +0.1	6.49 +0.6	6.18 0.0	6.37 -0.2	6.48 -0.1	6.54 0.0	<b>6.54</b> 0.0
2	2099	LUZOLO Maryse	GER	15 MAR 1995	6.42 +0.4	X	6.46 0.0	6.49 -0.2	6.42 -0.1	6.49 -0.5	<b>6.49</b> -0.5
3	2013	MARTINS Eliane	BRA	26 MAY 1986	X	6.21 +0.6	6.39 +0.4	X	X	6.27 +0.6	<b>6.39</b> +0.4
4	2193	SANDARADURA Lakshini Sarangi Silva	SRI	27 OCT 1996	X	X	6.12 -0.2	5.87 -0.2	X	6.15 0.0	<b>6.15</b> 0.0
5	2043	CHEN Ting	CHN	28 AUG 1997	4.78 +0.2	6.15 +0.2	X	6.09 -0.5	6.08 -0.3	X	<b>6.15</b> +0.2
6	2052	LU Minjia	CHN	29 DEC 1990	5.41 +0.2	5.79 +0.6	5.99 -0.2	5.95 +0.2	5.86 -0.2	5.50 -0.7	<b>5.99</b> -0.2
7	2071	JOSE TIMA Ana Lucia	DOM	10 OCT 1989	5.88 +0.1	5.67 +0.6	5.83 +0.3	5.79 +0.1	5.77	5.78 -0.9	<b>5.88</b> +0.1
8	2080	HAGRAS Hoda	EGY	11 MAY 1995	5.46 +0.2	5.76 +0.6	5.66 +0.9	5.61 +0.3	5.78 +0.3	5.88 -0.3	<b>5.88</b> -0.3
9	2024	MUBARAK Fatima	BRN	02 DEC 1999	5.57 +0.2	X	5.57 -0.2				<b>5.57</b> -0.2
10	2138	van SCHIE Tara	NED	12 SEP 1990	5.17 +0.4	X	5.11 +0.1				<b>5.17</b> +0.4
	2108	SCHMELCZ Vivien Fanni	HUN	19 APR 1992	X	X	X				<b>NM</b>

Starting order	1	2	3	4	5	6	7	8	9	10	11
	2043	2013	2071	2108	2239	2080	2193	2024	2052	2099	2138

Legend:		CR	Rk	X
WR	World Record	CISM Record	Rank	Failure
NM	No Mark			



Results  
成绩公告

Record	Name	Nation	Location	Date
WR	76.80 REINSCH Gabriele	GDR	Neubrandenburg	09 JUL 1988

RK	Athlete Bib	Name	Nation Code	Date of Birth	1	2	3	4	5	6	Result
1	2044	FENG Bin	CHN	03 APR 1994	64.83	61.09	63.85	62.74	64.13	X	64.83
2	2014	MARTINS Fernanda	BRA	26 JUL 1988	58.40	X	61.60	X	X	X	61.60
3	2103	ANAGNOSTOPOULOU Chrysoula	GRE	27 AUG 1991	50.23	58.27	X	56.11	54.72	X	58.27
4	2006	SIAROVA Sviatlana	BLR	21 AUG 1986	51.20	X	X	X	52.38	52.26	52.38
5	2185	DOMJAN Veronika	SLO	03 SEP 1996	49.40	51.11	50.62	X	50.44	X	51.11
6	2029	JASIM Noora	BRN	27 NOV 1996	47.44	X	48.97	49.40	X	X	49.40
7	2065	ANGOUNOUGOU SANAMA EDWIGE	CMR	15 OCT 1989	40.70	42.02	40.41	X	41.60	X	42.02
8	2105	CORT Teniesah	GUY	07 APR 1995	X	X	30.52	X	X	-	30.52

Starting order	1	2	3	4	5	6	7	8
	2006	2044	2185	2103	2105	2065	2029	2014

Legend:	
WR	World Record
Rk	Rank
X	Failure
-	Pass





Results  
成绩公告

Rk	Athlete Bib	Name	Nation Code	Date of Birth	Lane	React. Time	Result
1	1249	ANANDAN GUNASEKARAN	IND	18 MAR 1987	5		12.00
2	1405	CASAS Jose	PER	15 JAN 1981	6		12.65
3	1146	FAJARDO PARDO Teodicelo	COL	12 DEC 1983	7		12.72
4	1140	URBINA URBINA Daniel Ignacio	COL	07 NOV 1985	3		13.35
5	1447	LAURENTIU Serban	ROU	01 MAR 1979	4		14.19

Legend:

Rk Rank React. Reaction





WUHAN 2019  
7th CISM Military World Games

WH FRSC Stadium  
武汉五环体育中心体育场

TUE 22 OCT 2019  
Start Time 09:00

Track & Field  
田径

Disabled Men's 100m IT2  
男子残疾人100米IT2

Final  
决赛



## Results 成绩公告

Wind:-0.3m/s

Rk	Athlete Bib	Name	Nation Code	Date of Birth	Lane	React. Time	Result
1	1216	ROBERT Philippe	FRA	09 DEC 1987	7		16.06
2	1404	FELIPA Carlos	PER	06 SEP 1981	6		16.93

### Legend:

Rk	Rank	React.	Reaction
----	------	--------	----------







WUHAN 2019  
7th CISM Military World Games

WH FRSC Stadium  
武汉五环体育中心体育场

TUE 22 OCT 2019  
Start Time 09:00

Track & Field  
田径

Disabled Men's 100m IT3  
男子残疾人100米IT3

Final  
决赛



## Results 成绩公告

Wind:-0.3m/s

Rk	Athlete Bib	Name	Nation Code	Date of Birth	Lane	React. Time	Result
1	1532	MUBAJE Sam	UGA	02 JUL 1985	5		12.43

**Legend:**

Rk Rank React. Reaction





WUHAN 2019  
7th CISM Military World Games

WH FRSC Stadium  
武汉五环体育中心体育场

TUE 22 OCT 2019  
Start Time 09:00

Track & Field  
田径

Disabled Men's 100m IT4  
男子残疾人100米IT4

Final  
决赛



## Results 成绩公告

Wind:-0.3m/s

Rk	Athlete Bib	Name	Nation Code	Date of Birth	Lane	React. Time	Result
1	1380	VERMETTEN Edwin	NED	07 JUL 1973	3		22.23

**Legend:**

Rk Rank React. Reaction





WUHAN 2019  
7th CISM Military World Games

WH FRSC Stadium  
武汉五环体育中心体育场

TUE 22 OCT 2019  
Start Time 09:00

Track & Field  
田径

Disabled Men's 100m IT7  
男子残疾人100米IT7

Final  
决赛



## Results 成绩公告

Wind:-0.3m/s

Rk	Athlete Bib	Name	Nation Code	Date of Birth	Lane	React. Time	Result
1	1209	APPIN Maurille	FRA	25 OCT 1976	8		13.03

**Legend:**

Rk Rank React. Reaction





Results  
成绩公告

Wind:0.1m/s

Rk	Athlete Bib	Name	Nation Code	Date of Birth	Lane	React. Time	Result
1	1249	ANANDAN GUNASEKARAN	IND	18 MAR 1987	4		24.31
2	1146	FAJARDO PARDO Teodicelo	COL	12 DEC 1983	3		26.11
3	1405	CASAS Jose	PER	15 JAN 1981	7		27.33
4	1140	URBINA URBINA Daniel Ignacio	COL	07 NOV 1985	5		27.97
5	1447	LAURENTIU Serban	ROU	01 MAR 1979	6		29.72

Legend:

Rk Rank React. Reaction





WUHAN 2019  
7th CISM Military World Games

WH FRSC Stadium  
武汉五环体育中心体育场

THU 24 OCT 2019  
Start Time 10:15

Track & Field  
田径

Disabled Men's 200m IT2  
男子残疾人200米IT2

Final  
决赛



**Results**  
成绩公告

Wind:0.1m/s

Rk	Athlete Bib	Name	Nation Code	Date of Birth	Lane	React. Time	Result
1	1216	ROBERT Philippe	FRA	09 DEC 1987	8		35.30

**Legend:**

Rk	Rank	React.	Reaction
----	------	--------	----------





WUHAN 2019  
7th CISM Military World Games

WH FRSC Stadium  
武汉五环体育中心体育场

THU 24 OCT 2019  
Start Time 10:25

Track & Field  
田径

Disabled Men's 200m IT4  
男子残疾人200米IT4

Final  
决赛



**Results**  
成绩公告

Wind:-1.3m/s

Rk	Athlete Bib	Name	Nation Code	Date of Birth	Lane	React. Time	Result
1	1380	VERMETTEN Edwin	NED	07 JUL 1973	2		43.10

**Legend:**

Rk Rank React. Reaction





WUHAN 2019  
7th CISM Military World Games

WH FRSC Stadium  
武汉五环体育中心体育场

THU 24 OCT 2019  
Start Time 10:25

Track & Field  
田径

Disabled Men's 200m IT7  
男子残疾人200米IT7

Final  
决赛



## Results 成绩公告

Wind:-1.3m/s

Rk	Athlete Bib	Name	Nation Code	Date of Birth	Lane	React. Time	Result
1	1209	APPIN Maurille	FRA	25 OCT 1976	6		27.28

**Legend:**

Rk Rank React. Reaction





Results  
成绩公告

Rk	Athlete Bib	Name	Nation Code	Date of Birth	Lane	React. Time	Result
1	1249	ANANDAN GUNASEKARAN	IND	18 MAR 1987	3		53.35
2	1146	FAJARDO PARDO Teodicelo	COL	12 DEC 1983	5		58.95
3	1214	RANCHIN Mickael	FRA	30 AUG 1989	8		1:00.31
4	1405	CASAS Jose	PER	15 JAN 1981	7		1:03.61
5	1205	DUCROCQ Guillaume	FRA	09 JUN 1987	4		1:04.19
6	1140	URBINA URBINA Daniel Ignacio	COL	07 NOV 1985	2		1:06.81
7	1523	NAGHMOUCHI Jeber	TUN	01 JUL 1993	6		1:17.48

Legend:

Rk Rank React. Reaction







WH FRSC Stadium  
武汉五环体育中心体育场

WUHAN 2019  
7th CISM Military World Games

TUE 22 OCT 2019  
Start Time 19:55

Track & Field  
田径

Disabled Men's 400m IT3  
男子残疾人400米IT3

Final  
决赛



## Results 成绩公告

Rk	Athlete Bib	Name	Nation Code	Date of Birth	Lane	React. Time	Result
1	1532	MUBAJE Sam	UGA	02 JUL 1985	7		57.21
2	1203	MASTOURI Djamel	FRA	17 JAN 1972	5		1:02.27
3	1383	VELTINK Luuk	NED	08 JAN 1987	6		1:09.27
4	1218	PEYEN Sebastien	FRA	21 JUL 1978	4		1:12.00

### Legend:

Rk	Rank	React.	Reaction
----	------	--------	----------





WUHAN 2019  
7th CISM Military World Games

WH FRSC Stadium  
武汉五环体育中心体育场

TUE 22 OCT 2019  
Start Time 20:05

Track & Field  
田径

Disabled Men's 400m IT5  
男子残疾人400米IT5

Final  
决赛



## Results 成绩公告

Rk	Athlete Bib	Name	Nation Code	Date of Birth	Lane	React. Time	Result
1	1219	PRADALIER Sebastien	FRA	16 AUG 1980	2		1:29.97

**Legend:**

Rk	Rank	React.	Reaction
----	------	--------	----------





WH FRSC Stadium  
武汉五环体育中心体育场

WUHAN 2019  
7th CISM Military World Games

TUE 22 OCT 2019  
Start Time 20:05

Track & Field  
田径

Disabled Men's 400m IT7  
男子残疾人400米IT7

Final  
决赛



## Results 成绩公告

Rk	Athlete Bib	Name	Nation Code	Date of Birth	Lane	React. Time	Result
1	1191	METS Ergo	EST	06 OCT 1989	6		56.19
2	1200	LOMBARD Brice	FRA	16 SEP 1982	4		57.70
3	1211	COURTOIS Michael	FRA	17 DEC 1987	5		59.20

**Legend:**

Rk Rank React. Reaction





WUHAN 2019  
7th CISM Military World Games

WH FRSC Stadium  
武汉五环体育中心体育场

FRI 25 OCT 2019  
Start Time 20:05

Track & Field  
田径

Disabled Men's 1500m IT1  
男子残疾人1500米IT1

Final  
决赛



## Results 成绩公告

Rk	Athlete Bib	Name	Nation Code	Date of Birth	Order	Result
1	1140	URBINA URBINA Daniel Ignacio	COL	07 NOV 1985	4	5:11.00
2	1214	RANCHIN Mickael	FRA	30 AUG 1989	2	5:37.78
3	1447	LAURENTIU Serban	ROU	01 MAR 1979	1	5:51.87
4	1523	NAGHMOUCHI Jeber	TUN	01 JUL 1993	3	5:59.30

### Legend:

Rk Rank





WUHAN 2019  
7th CISM Military World Games

WH FRSC Stadium  
武汉五环体育中心体育场

FRI 25 OCT 2019  
Start Time 20:05

Track & Field  
田径

Disabled Men's 1500m IT3  
男子残疾人1500米IT3

Final  
决赛



## Results 成绩公告

Rk	Athlete Bib	Name	Nation Code	Date of Birth	Order	Result
1	1203	MASTOURI Djamel	FRA	17 JAN 1972	7	4:48.39
2	1383	VELTINK Luuk	NED	08 JAN 1987	6	5:30.04
3	1218	PEYEN Sebastien	FRA	21 JUL 1978	5	5:37.75

**Legend:**

Rk Rank





WUHAN 2019  
7th CISM Military World Games

WH FRSC Stadium  
武汉五环体育中心体育场

FRI 25 OCT 2019  
Start Time 20:30

Track & Field  
田径

Disabled Men's 1500m IT5  
男子残疾人1500米IT5

Final  
决赛



## Results 成绩公告

Rk	Athlete Bib	Name	Nation Code	Date of Birth	Order	Result
1	1219	PRADALIER Sebastien	FRA	16 AUG 1980	1	4:55.86
2	1181	WUBE Tedros	ERI	03 MAR 1966	2	6:49.59

**Legend:**

Rk Rank





WUHAN 2019  
7th CISM Military World Games

WH FRSC Stadium  
武汉五环体育中心体育场

FRI 25 OCT 2019  
Start Time 20:05

Track & Field  
田径

Disabled Men's 1500m IT7  
男子残疾人1500米IT7

Final  
决赛



## Results 成绩公告

Rk	Athlete Bib	Name	Nation Code	Date of Birth	Order	Result
1	1200	LOMBARD Brice	FRA	16 SEP 1982	10	4:30.67
2	1211	COURTOIS Michael	FRA	17 DEC 1987	8	4:37.16
3	1191	METS Ergo	EST	06 OCT 1989	9	4:55.52

**Legend:**

Rk Rank





WUHAN 2019  
7th CISM Military World Games

WH FRSC Stadium  
武汉五环体育中心体育场

FRI 25 OCT 2019  
Start Time 20:05

Track & Field  
田径

Disabled Men's 1500m Blind  
男子残疾人1500米盲人

Final  
决赛



## Results 成绩公告

Rk	Athlete Bib	Name	Nation Code	Date of Birth	Order	Result
1	1611	CHENTOUF EI Amin	MAR	08 JUN 1981	11	4:11.81

**Legend:**

Rk Rank







WUHAN 2019  
7th CISM Military World Games

WH FRSC Stadium  
武汉五环体育中心体育场

WED 23 OCT 2019  
Start Time 19:00

Track & Field  
田径

Disabled Men's Shot Put IF1  
男子残疾人铅球IF1

Final  
决赛



Results  
成绩公告

REVISED  
24 OCT 20:24

RK	Athlete Bib	Name	Nation Code	Date of Birth	1	2	3	4	5	6	Result
1	1250	<b>ANEESH KUMAR SURENDRAN PILLAI</b>	IND	07 FEB 1991	12.14	10.37	12.26	12.76	12.66	12.46	<b>12.76</b>
2	1404	<b>FELIPA Carlos</b>	PER	06 SEP 1981	10.17	9.86	10.03	X	9.78	10.47	<b>10.47</b>
3	1385	<b>SEVERS Robert</b>	NED	09 JUL 1973	9.49	9.77	8.16	9.66	9.50	9.93	<b>9.93</b>
4	1283	<b>MARCHETTI Moreno</b>	ITA	12 JAN 1978	X	8.64	X	7.86	7.80	8.11	<b>8.64</b>
5	1232	<b>KLOSS Robert Martin</b>	GER	01 JUN 1987	8.62	7.45	7.74	7.68	8.01	8.10	<b>8.62</b>
Starting order	1	2	3	4	5						
	1404	1232	1250	1283	1385						

<b>Legend:</b>		
Rk	Rank	X Failure





WH FRSC Stadium  
武汉五环体育中心体育场

WUHAN 2019  
7th CISM Military World Games

WED 23 OCT 2019  
Start Time 19:00

Track & Field  
田径

Disabled Men's Shot Put IF2  
男子残疾人铅球IF2

Final  
决赛



## Results 成绩公告

RK	Athlete Bib	Name	Nation Code	Date of Birth	1	2	3	4	5	6	Result
1	1058	BENINE Matheus	BRA	05 MAY 1991	9.48	10.43	10.01	10.06	X	9.41	10.43
Starting order					1						
					1058						

**Legend:**

Rk Rank X Failure





Results  
成绩公告

RK	Athlete Bib	Name	Nation Code	Date of Birth	1	2	3	4	5	6	Result
1	1264	VIRENDER	IND	13 JAN 1984	11.37	11.23	X	11.33	11.43	X	11.43
2	1215	MARFIL Nicolas	FRA	13 NOV 1974	8.21	9.59	X	9.53	X	8.30	9.59
3	1285	SUMA Piero Rosario	ITA	30 OCT 1964	7.86	8.00	8.25	7.91	8.20	7.80	8.25
Starting order		1			3					4	
		1215			1264					1285	

Legend:

Rk Rank X Failure





WUHAN 2019  
7th CISM Military World Games

WH FRSC Stadium  
武汉五环体育中心体育场

WED 23 OCT 2019  
Start Time 19:05

Track & Field  
田径

Disabled Men's Shot Put IF6  
男子残疾人铅球IF6

Final  
决赛



## Results 成绩公告

RK	Athlete Bib	Name	Nation Code	Date of Birth	1	2	3	4	5	6	Result
1	1055	<b>OTTONI Fernando</b>	BRA	05 JAN 1978	6.40	6.51	6.38	5.91	6.33	6.58	<b>6.58</b>
2	1284	<b>SAPIO Massimo</b>	ITA	13 AUG 1984	3.91	3.48	3.94	4.19	4.12	4.01	<b>4.19</b>
Starting order			1	2							
			1055	1284							

**Legend:**

Rk Rank





Results  
成绩公告

RK	Athlete Bib	Name	Nation Code	Date of Birth	1	2	3	4	5	6	Result Wind
1	1205	DUCROCQ Guillaume	FRA	09 JUN 1987	5.14 +0.1	5.26 +0.4	5.29 -0.1	5.22 -0.2	5.47 -0.2	5.29 +0.4	<b>5.47</b> -0.2
2	1405	CASAS Jose	PER	15 JAN 1981	2.80 0.0	3.93 0.0	X	4.58 -0.1	X	X	<b>4.58</b> -0.1
3	1146	FAJARDO PARDO Teodicelo	COL	12 DEC 1983	4.04 +0.2	3.99 +0.1	3.87 +0.2	4.20 -0.1	4.09 +0.5	4.46 +0.7	<b>4.46</b> +0.7
Starting order		1		2		3					
		1405		1146		1205					

<b>Legend:</b>		
Rk	Rank	X Failure





WH FRSC Stadium  
武汉五环体育中心体育场

WUHAN 2019  
7th CISM Military World Games

THU 24 OCT 2019  
Start Time 10:35

Track & Field  
田径

Disabled Men's Long Jump IJ2  
男子残疾人跳远IJ2

Final  
决赛



## Results 成绩公告

RK	Athlete Bib	Name	Nation Code	Date of Birth	1	2	3	4	5	6	Result Wind
1	1404	FELIPA Carlos	PER	06 SEP 1981	3.60 -0.1	3.81 +0.3	2.82 -0.1	3.75 +0.3	3.77 0.0	3.48 +0.1	<b>3.81</b> +0.3
Starting order					1						
					1404						

Legend:  
Rk Rank





WH FRSC Stadium  
武汉五环体育中心体育场

WUHAN 2019  
7th CISM Military World Games

THU 24 OCT 2019  
Start Time 10:25

Track & Field  
田径

Disabled Women's 200m IT3  
女子残疾人200米IT3

Final  
决赛



Results  
成绩公告

Wind:-1.3m/s

Rk	Athlete Bib	Name	Nation Code	Date of Birth	Lane	React. Time	Result
1	2090	DAULAUS Sabrina	FRA	16 NOV 1979	4		31.65

Legend:

Rk Rank React. Reaction





WUHAN 2019  
7th CISM Military World Games

WH FRSC Stadium  
武汉五环体育中心体育场

TUE 22 OCT 2019  
Start Time 19:55

Track & Field  
田径

Disabled Women's 400m IT3  
女子残疾人400米IT3

Final  
决赛



## Results 成绩公告

Rk	Athlete Bib	Name	Nation Code	Date of Birth	Lane	React. Time	Result
1	2090	DAULAUS Sabrina	FRA	16 NOV 1979	3		1:12.74

**Legend:**

Rk	Rank	React.	Reaction
----	------	--------	----------







WUHAN 2019  
7th CISM Military World Games

WH FRSC Stadium  
武汉五环体育中心体育场

WED 23 OCT 2019  
Start Time 19:00

Track & Field  
田径

Disabled Women's Shot Put IF1  
女子残疾人铅球IF1

Final  
决赛



### Start List 秩序单

Order	Athlete Bib	Name	Nation Code	Date of Birth	PB	SB	1	2	3	Best	4	5	6	Result	Rank
1	2136	van DONGEN Kelly	NED	01 FEB 1982											

**Legend:**

**PB** Personal Best                      **SB** Season Best





WUHAN 2019  
7th CISM Military World Games

WH FRSC Stadium  
武汉五环体育中心体育场

WED 23 OCT 2019  
Start Time 19:00

Track & Field  
田径

Disabled Women's Shot Put IF2  
女子残疾人铅球IF2

Final  
决赛



Results  
成绩公告

REVISED  
24 OCT 20:39

RK	Athlete Bib	Name	Nation Code	Date of Birth	1	2	3	4	5	6	Result
1	2090	DAULAUS Sabrina	FRA	16 NOV 1979	7.35	7.84	7.64	7.62	X	7.43	7.84
Starting order					1						
					2090						

<b>Legend:</b>		
Rk	Rank	X Failure





Results  
成绩公告

Rk	Athlete Bib	Name	Nation Code	Date of Birth	Result
<b>1</b>		<b>PRK</b>	<b>PRK</b>		<b>7:33:58</b>
	2159	PAK Il Sim		25 JAN 1994	2:30:26
	2158	KIM Hye Song		09 MAR 1993	2:30:51
	2157	KIM Hyang Ok		12 APR 1996	2:32:41
<b>2</b>		<b>POL</b>	<b>POL</b>		<b>7:35:15</b>
	2145	PASZKIEWICZ Izabela		09 JAN 1988	2:31:39
	2144	LISOWSKA Aleksandra		12 DEC 1990	2:31:40
	2151	ANDRZEJCZAK Monika		05 JAN 1985	2:31:56
	2150	KALENDAROWA OCHAL Oliha		15 JUL 1985	2:37:02
<b>3</b>		<b>CHN</b>	<b>CHN</b>		<b>7:50:58</b>
	2049	LI Dan		01 MAY 1995	2:30:33
	2054	MA Yugui		04 MAR 1995	2:39:39
	2064	ZHENG Zhiling		25 DEC 1996	2:40:46
<b>4</b>		<b>MGL</b>	<b>MGL</b>		<b>7:56:59</b>
	2130	BAYARTSOGT Munkhzaya		10 OCT 1993	2:35:39
	2129	GALBADRAKH Khishigsaikhan		28 AUG 1990	2:35:47
	2131	CHULUUNKHUU Shinetsetseg		15 OCT 1987	2:45:33
	2128	DOVDON Badamkhatan		12 APR 1991	2:49:06
<b>5</b>		<b>USA</b>	<b>USA</b>		<b>8:29:13</b>
	2231	CARRICK Lindsay		17 MAR 1993	2:43:43
	2230	IRGENS Katherine		12 OCT 1989	2:51:37
	2227	NATALINI Amy		15 MAR 1982	2:53:53
<b>6</b>		<b>ESP</b>	<b>ESP</b>		<b>8:50:25</b>
	2085	RODULFO FERNANDEZ Ana Erika		20 JUL 1988	2:54:56
	2084	CABEDO SERRANO Patricia		16 OCT 1986	2:54:56
	2082	LOEDA SOTO Cristina		28 SEP 1976	3:00:33
	2083	FERNANDEZ RAMOS Henar		19 FEB 1972	3:05:06
<b>7</b>		<b>GER</b>	<b>GER</b>		<b>8:57:34</b>
	2101	ROBISCH Rebecca Petra Manuela		04 APR 1988	2:44:56
	2094	RICHTER Anne		09 JAN 1990	3:05:39
	2097	RABE Isabell		22 DEC 1984	3:06:59
<b>8</b>		<b>ROU</b>	<b>ROU</b>		<b>9:26:08</b>
	2163	IONELA ECATERINA Puia		06 AUG 1991	2:52:55
	2165	LAURA DIANA Popescu		04 AUG 1993	3:08:31
	2164	ELENA Moaga		11 NOV 1986	3:24:42
	2160	MIHAELA MARIA Botezan		21 NOV 1976	3:34:00

Legend:

Rk Rank





**ELG Marathon Venue**  
东湖绿道马拉松场地

**WUHAN 2019**  
7th CISM Military World Games

SUN 27 OCT 2019  
Start Time 08:00

**Marathon**  
马拉松

**Women's Marathon Team**  
女子马拉松团体

**Final**  
决赛



**Results**  
成绩公告

Rk	Athlete Bib	Name	Nation Code	Date of Birth	Result
<b>9</b>		<b>SWE</b>	SWE		<b>9:40:50</b>
	2203	HOLMBERG Jonna Hedbys		23 JAN 1992	3:08:22
	2204	LANEVIK Lisa		04 SEP 1979	3:12:46
	2202	BRATT Emma		16 JAN 1988	3:19:42
<b>10</b>		<b>CAN</b>	CAN		<b>10:15:17</b>
	2036	BEST Celine		16 FEB 1990	3:04:28
	2037	GRACE Jessica Monica		24 MAR 1988	3:29:36
	2038	SELF Kristine		11 DEC 1969	3:41:13

**Legend:**

Rk Rank





ELG Marathon Venue  
东湖绿道马拉松场地

SUN 27 OCT 2019  
Start Time 08:00

Marathon  
马拉松

Men's Marathon Individual  
男子马拉松个人

Final  
决赛



## Results 成绩公告

	Record	Name	Nation	Location	Date
WR	2:01:39	Eliud KIPCHOGE	KEN	Berlin(GER)	16 SEP 2018
CR	2:09:22	Shami MUBARAK HUSSAN	QAT	ITA(ITA)	2005

Rk	Athlete Bib	Name	Nation Code	Date of Birth	Result	Time Behind
1	1081	LECHE Shumi	BRN	28 MAY 1989	2:08:28	CR
2	1503	SIMBU Alphonce	TAN	14 FEB 1992	2:11:16	+2:48
3	1467	HAKIZIMANA John	RWA	26 OCT 1996	2:11:19	+2:51
4	1356	TSEVEENRAVDAN Byambajav	MGL	07 JUL 1990	2:12:56	+4:28
5	1409	SZOST Henryk	POL	20 JAN 1982	2:13:00	+4:32
6	1406	GARDZIELEWSKI Arkadiusz	POL	12 JUN 1986	2:13:31	+5:03
7	1415	CHABOWSKI Marcin	POL	28 JUN 1986	2:16:43	+8:15
8	1550	KING Kyle	USA	30 OCT 1989	2:16:56	+8:28
9	1432	PAK Kum Dong	PRK	19 APR 1996	2:17:04	+8:36
10	1208	THEURI James	FRA	30 OCT 1978	2:17:12	+8:44
11	1416	GIZYNSKI Mariusz	POL	26 JUN 1981	2:17:21	+8:53
12	1301	CHOI Minyong	KOR	10 AUG 1994	2:17:50	+9:22
13	1212	EYMARD Matthias	FRA	07 OCT 1992	2:17:51	+9:23
14	1431	KIM Kwang Hyok	PRK	17 NOV 1991	2:18:03	+9:35
15	1040	NTHOMPE Godiraone	BOT	15 MAR 1986	2:18:10	+9:42
16	1485	FLUECKIGER Armin Rene	SUI	03 DEC 1990	2:18:10	+9:42
17	1433	RI Yong Nam	PRK	10 AUG 1992	2:18:13	+9:45
18	1105	FLANDEZ Mauricio	CHI	06 JAN 1984	2:18:16	+9:48
19	1217	COURCIERES Romain	FRA	23 MAR 1987	2:18:31	+10:03
20	1104	ENCINA Leslie	CHI	02 JAN 1982	2:19:49	+11:21
21	1305	KIM Jiho	KOR	24 JUN 1992	2:19:56	+11:28
22	1554	HEARN Patrick	USA	23 APR 1990	2:20:28	+12:00
23	1311	SHIN Kwangsik	KOR	16 FEB 1993	2:20:39	+12:11
24	1233	JUSTUS Steffen	GER	15 APR 1982	2:21:24	+12:56
25	1387	BASNET Krishna Bahadur	NEP	19 OCT 1983	2:21:25	+12:57
26	1358	GAL ERDENE Odkhuu	MGL	26 MAR 1987	2:22:04	+13:36
27	1555	MUTUA Samson	USA	15 JUN 1985	2:22:17	+13:49
28	1167	CANAR SANDOVAL Manuel Gustavo	ECU	03 MAR 1987	2:23:12	+14:44
29	1103	BETOUDJI Valentin	CHA	14 FEB 1991	2:23:15	+14:47
30	1524	AYDOGAN Hamza	TUR	24 FEB 1990	2:24:38	+16:10
31	1445	LEONARD ALBERT Mitrica	ROU	12 NOV 1994	2:26:21	+17:53
32	1172	ERAZO MONTERO Marco Antonio	ECU	19 APR 1979	2:26:29	+18:01
33	1086	KUTSAROV Iliya	BUL	13 JAN 1986	2:26:38	+18:10
34	1169	SILVA CAMPOVERDE Walter Gilberto	ECU	17 JUN 1990	2:26:49	+18:21
35	1582	MWANZA Edward	ZAM	10 MAR 1989	2:27:25	+18:57
36	1210	BRULET Mathieu	FRA	13 JUL 1987	2:27:32	+19:04
37	1357	LKHAGVASUREN Lkhagva	MGL	23 NOV 1988	2:27:39	+19:11
38	1182	BURGOS LEBRIJA Antonio	ESP	13 DEC 1984	2:27:43	+19:15
39	1525	INCESU Mustafa	TUR	04 SEP 1989	2:27:59	+19:31
40	1187	MUNOZ GARCIA Javier	ESP	18 NOV 1983	2:28:21	+19:53
41	1014	BORGHS Bart	BEL	01 JAN 1991	2:28:58	+20:30
42	1473	BORBELJ Djuro	SRB	16 MAY 1995	2:29:23	+20:55
43	1344	AWADAH Hussein	LBN	02 JAN 1973	2:30:03	+21:35
44	1022	BULTINCK Jimmy Maurice	BEL	18 JUN 1978	2:30:22	+21:54

Legend:					
WR	World Record	CR	CISM Record	Rk	Rank



Results  
成绩公告

	Record	Name	Nation	Location	Date
WR	2:01:39	Eliud KIPCHOGE	KEN	Berlin(GER)	16 SEP 2018
CR	2:09:22	Shami MUBARAK HUSSAN	QAT	ITA(ITA)	2005

Rk	Athlete Bib	Name	Nation Code	Date of Birth	Result	Time Behind
45	1019	van GEYTE Gino	BEL	16 MAR 1967	2:31:06	+22:38
46	1089	MALEY Joel Andrew	CAN	06 MAR 1983	2:31:39	+23:11
47	1184	ALVAREZ DOMINGUEZ Modesto Ricardo	ESP	24 FEB 1975	2:31:48	+23:20
48	1526	SOYTURK Mehmet	TUR	19 JAN 1990	2:31:58	+23:30
49	1581	MWALE Edward	ZAM	20 JAN 1991	2:32:07	+23:39
50	1572	TRINH Quoc Luong	VIE	15 SEP 1996	2:32:07	+23:39
51	1092	BROWN Mark Anthony	CAN	10 JAN 1985	2:32:34	+24:06
52	1144	CHAUX MALES Jhon Hernando	COL	09 AUG 1980	2:32:55	+24:27
53	1166	CACUANGO CACUANGO Luis Enrique	ECU	16 APR 1975	2:35:15	+26:47
54	1573	BUI The Anh	VIE	21 OCT 1990	2:35:35	+27:07
55	1444	GHEORGHE CONSTANTIN Surlea	ROU	12 OCT 1989	2:36:12	+27:44
56	1442	CLAUDIU CRISTIAN FLORIN Gorgan	ROU	01 FEB 1990	2:36:52	+28:24
57	1379	de NEIJS Edwin	NED	12 JUL 1972	2:37:02	+28:34
58	1342	ABELE Maris	LAT	02 NOV 1979	2:37:45	+29:17
59	1038	THANDA Delane	BOT	28 SEP 1983	2:37:47	+29:19
60	1185	BEJARANO GARCIA de QUIROS M.M.	ESP	27 FEB 1984	2:38:22	+29:54
61	1018	MAES Dave	BEL	13 OCT 1991	2:39:23	+30:55
62	1470	ZONTAR Ales	SLO	31 MAR 1982	2:39:44	+31:16
63	1475	MILOSAVLJEVIC Nenad	SRB	23 MAR 1973	2:41:20	+32:52
64	1228	BUEYUEKKAYA Maik	GER	11 MAY 1985	2:42:12	+33:44
65	1230	KEIL Michael	GER	09 DEC 1977	2:44:01	+35:33
66	1500	FAGERSTROEM Peter	SWE	04 NOV 1989	2:44:08	+35:40
67	1152	SPOLJAR Nikola	CRO	20 NOV 1991	2:44:12	+35:44
68	1349	REMAKEL Sven	LUX	28 JUL 1989	2:45:04	+36:36
69	1002	DORZI Renato	ALB	09 APR 1984	2:45:17	+36:49
70	1093	GALT Scott Douglas	CAN	27 NOV 1987	2:45:47	+37:19
71	1585	MPANDE Kaliko	ZAM	15 MAR 1974	2:46:39	+38:11
72	1499	MAGNUSSON Andreas	SWE	20 MAR 1980	2:47:38	+39:10
73	1149	KATALENIC Danijel	CRO	02 SEP 1974	2:49:10	+40:42
74	1350	MAJERUS Thierry	LUX	05 OCT 1971	2:50:40	+42:12
75	1091	BERGERON Michael	CAN	03 JUL 1989	2:50:55	+42:27
76	1501	BREDHAMMAR Tobias	SWE	02 MAR 1981	2:51:58	+43:30
77	1440	ANDREI MARIUS Crainic	ROU	21 NOV 1988	2:52:29	+44:01
78	1150	GERENCIR Ivan	CRO	27 AUG 1975	2:56:19	+47:51
79	1597	JAKIMOVSKI Igor	MKD	29 AUG 1976	2:57:19	+48:51
80	1366	THEIN Myo Min	MYA	07 APR 1991	2:58:50	+50:22
81	1560	JAIMES Julio	VEN	07 OCT 1976	3:05:29	+57:01
82	1371	PAING Soe	MYA	02 MAY 1990	3:08:29	+1:00:01
83	1027	SUMAN Zaim	BIH	10 NOV 1976	3:10:47	+1:02:19
84	1135	LUKONDA Wa Lukonda Samuel	COD	15 JAN 1985	3:12:51	+1:04:23
	1129	MASHINI Mayele	COD	04 AUG 1982	DQ	
	1132	VOKA Nkoy	COD	22 MAY 1979	DQ	+44:27
	1134	KALUMBA Wa Kalumba Delphin	COD	14 JAN 1979	DNF	

Legend:		CR	CISM Record	Rk	Rank	DQ	Disqualified
WR	World Record						
DNF	Did Not Finish						



**ELG Marathon Venue**  
东湖绿道马拉松场地

**WUHAN 2019**  
7th CISM Military World Games

SUN 27 OCT 2019  
Start Time 08:00

**Marathon**  
马拉松

**Men's Marathon Individual**  
男子马拉松个人

**Final**  
决赛



**Results**  
成绩公告

	Record	Name	Nation	Location	Date
<b>WR</b>	2:01:39	Eliud KIPCHOGE	KEN	Berlin(GER)	16 SEP 2018
<b>CR</b>	2:09:22	Shami MUBARAK HUSSAN	QAT	ITA(ITA)	2005

Rk	Athlete Bib	Name	Nation Code	Date of Birth	Result	Time Behind
	1472	<b>MAKSIMOVIC Blazo</b>	SRB	31 MAY 1979	<b>DNF</b>	
	1506	<b>EZEKIEL Jafary</b>	TAN	30 DEC 1989	<b>DNF</b>	
	1522	<b>SAAD Atef</b>	TUN	20 MAR 1988	<b>DNF</b>	
	1586	<b>MUTANYA Mathews</b>	ZAM	24 OCT 1986	<b>DNF</b>	
	1274	<b>MORADI Mohammad Jafar</b>	IRI	10 APR 1980	<b>DNS</b>	
	1275	<b>GOHARI RAD Parviz</b>	IRI	29 JAN 1981	<b>DNS</b>	
	1320	<b>ALJAAFARI YAHYA M</b>	KSA	16 DEC 1986	<b>DNS</b>	
	1462	<b>PUNICH Ilia</b>	RUS	01 JAN 1988	<b>DNS</b>	
	1469	<b>MANGA Christian</b>	SEN	01 JAN 1993	<b>DNS</b>	
	1567	<b>CONTRERAS Wilmer</b>	VEN	16 FEB 1980	<b>DNS</b>	

**Intermediate Times:**

5KM	15:56	1081	LECHE Shumi(BRN)
10KM	31:06	1503	SIMBU Alphonce(TAN)
15KM	46:16	1081	LECHE Shumi(BRN)
20KM	1:01:52	1217	COURCIERES Romain(FRA)
25KM	1:16:37	1081	LECHE Shumi(BRN)
30KM	1:31:29	1081	LECHE Shumi(BRN)
35KM	1:46:32	1081	LECHE Shumi(BRN)
40KM	2:01:46	1081	LECHE Shumi(BRN)

<b>Legend:</b>		<b>CR</b>	<b>CISM Record</b>	<b>Rk</b>	<b>Rank</b>	<b>DNF</b>	<b>Did Not Finish</b>
<b>WR</b>	World Record						
<b>DNS</b>	Did Not Start						





Results  
成绩公告

Rk	Athlete Bib	Name	Nation Code	Date of Birth	Result
<b>1</b>		<b>POL</b>	<b>POL</b>		<b>6:43:14</b>
	1409	SZOST Henryk		20 JAN 1982	2:13:00
	1406	GARDZIELEWSKI Arkadiusz		12 JUN 1986	2:13:31
	1415	CHABOWSKI Marcin		28 JUN 1986	2:16:43
	1416	GIZYNSKI Mariusz		26 JUN 1981	2:17:21
<b>2</b>		<b>PRK</b>	<b>PRK</b>		<b>6:53:20</b>
	1432	PAK Kum Dong		19 APR 1996	2:17:04
	1431	KIM Kwang Hyok		17 NOV 1991	2:18:03
	1433	RI Yong Nam		10 AUG 1992	2:18:13
<b>3</b>		<b>FRA</b>	<b>FRA</b>		<b>6:53:34</b>
	1208	THEURI James		30 OCT 1978	2:17:12
	1212	EYMARD Matthias		07 OCT 1992	2:17:51
	1217	COURCIERES Romain		23 MAR 1987	2:18:31
	1210	BRULET Mathieu		13 JUL 1987	2:27:32
<b>4</b>		<b>KOR</b>	<b>KOR</b>		<b>6:58:25</b>
	1301	CHOI Minyong		10 AUG 1994	2:17:50
	1305	KIM Jiho		24 JUN 1992	2:19:56
	1311	SHIN Kwangsik		16 FEB 1993	2:20:39
<b>5</b>		<b>USA</b>	<b>USA</b>		<b>6:59:41</b>
	1550	KING Kyle		30 OCT 1989	2:16:56
	1554	HEARN Patrick		23 APR 1990	2:20:28
	1555	MUTUA Samson		15 JUN 1985	2:22:17
<b>6</b>		<b>MGL</b>	<b>MGL</b>		<b>7:02:39</b>
	1356	TSEVEENRAVDAN Byambajav		07 JUL 1990	2:12:56
	1358	GAL ERDENE Odkhuu		26 MAR 1987	2:22:04
	1357	LKHAGVASUREN Lkhagva		23 NOV 1988	2:27:39
<b>7</b>		<b>ECU</b>	<b>ECU</b>		<b>7:16:30</b>
	1167	CANAR SANDOVAL Manuel Gustavo		03 MAR 1987	2:23:12
	1172	ERAZO MONTERO Marco Antonio		19 APR 1979	2:26:29
	1169	SILVA CAMPOVERDE Walter Gilberto		17 JUN 1990	2:26:49
	1166	CACUANGO CACUANGO Luis Enrique		16 APR 1975	2:35:15
<b>8</b>		<b>TUR</b>	<b>TUR</b>		<b>7:24:35</b>
	1524	AYDOGAN Hamza		24 FEB 1990	2:24:38
	1525	INCESU Mustafa		04 SEP 1989	2:27:59
	1526	SOYTURK Mehmet		19 JAN 1990	2:31:58

Legend:

Rk Rank







Results  
成绩公告

Rk	Athlete Bib	Name	Nation Code	Date of Birth	Result
<b>9</b>		<b>ESP</b>	<b>ESP</b>		<b>7:27:52</b>
	1182	BURGOS LEBRIJA Antonio		13 DEC 1984	2:27:43
	1187	MUNOZ GARCIA Javier		18 NOV 1983	2:28:21
	1184	ALVAREZ DOMINGUEZ Modesto Ricardo		24 FEB 1975	2:31:48
	1185	BEJARANO GARCIA de QUIROS M.M.		27 FEB 1984	2:38:22
<b>10</b>		<b>BEL</b>	<b>BEL</b>		<b>7:30:26</b>
	1014	BORGHS Bart		01 JAN 1991	2:28:58
	1022	BULTINCK Jimmy Maurice		18 JUN 1978	2:30:22
	1019	van GEYTE Gino		16 MAR 1967	2:31:06
	1018	MAES Dave		13 OCT 1991	2:39:23
<b>11</b>		<b>ROU</b>	<b>ROU</b>		<b>7:39:25</b>
	1445	LEONARD ALBERT Mitrica		12 NOV 1994	2:26:21
	1444	GHEORGHE CONSTANTIN Surlea		12 OCT 1989	2:36:12
	1442	CLAUDIU CRISTIAN FLORIN Gorgan		01 FEB 1990	2:36:52
	1440	ANDREI MARIUS Crainic		21 NOV 1988	2:52:29
<b>12</b>		<b>ZAM</b>	<b>ZAM</b>		<b>7:46:11</b>
	1582	MWANZA Edward		10 MAR 1989	2:27:25
	1581	MWALE Edward		20 JAN 1991	2:32:07
	1585	MPANDE Kaliko		15 MAR 1974	2:46:39
	1586	MUTANYA Mathews		24 OCT 1986	DNF
<b>13</b>		<b>GER</b>	<b>GER</b>		<b>7:47:37</b>
	1233	JUSTUS Steffen		15 APR 1982	2:21:24
	1228	BUEYUEKKAYA Maik		11 MAY 1985	2:42:12
	1230	KEIL Michael		09 DEC 1977	2:44:01
<b>14</b>		<b>CAN</b>	<b>CAN</b>		<b>7:50:00</b>
	1089	MALEY Joel Andrew		06 MAR 1983	2:31:39
	1092	BROWN Mark Anthony		10 JAN 1985	2:32:34
	1093	GALT Scott Douglas		27 NOV 1987	2:45:47
	1091	BERGERON Michael		03 JUL 1989	2:50:55
<b>15</b>		<b>SWE</b>	<b>SWE</b>		<b>8:23:44</b>
	1500	FAGERSTROEM Peter		04 NOV 1989	2:44:08
	1499	MAGNUSSON Andreas		20 MAR 1980	2:47:38
	1501	BREDHAMMAR Tobias		02 MAR 1981	2:51:58

Legend:

Rk Rank





**ELG Marathon Venue**  
东湖绿道马拉松场地

**WUHAN 2019**  
7th CISM Military World Games

SUN 27 OCT 2019  
Start Time 08:00

**Marathon**  
马拉松

**Men's Marathon Team**  
男子马拉松团体

**Final**  
决赛



**Results**  
成绩公告

Rk	Athlete Bib	Name	Nation Code	Date of Birth	Result
<b>16</b>		<b>CRO</b>	<b>CRO</b>		<b>8:29:41</b>
	1152	SPOLJAR Nikola		20 NOV 1991	2:44:12
	1149	KATALENIC Danijel		02 SEP 1974	2:49:10
	1150	GERENCIR Ivan		27 AUG 1975	2:56:19
<b>17</b>		<b>SRB</b>	<b>SRB</b>		<b>5:10:43</b>
	1473	BORBELJ Djuro		16 MAY 1995	2:29:23
	1475	MILOSAVLJEVIC Nenad		23 MAR 1973	2:41:20
	1472	MAKSIMOVIC Blazo		31 MAY 1979	DNF
<b>18</b>		<b>COD</b>	<b>COD</b>		<b>3:12:51</b>
	1135	LUKONDA Wa Lukonda Samuel		15 JAN 1985	3:12:51
	1129	MASHINI Mayele		04 AUG 1982	DQ
	1132	VOKA Nkoy		22 MAY 1979	DQ
	1134	KALUMBA Wa Kalumba Delphin		14 JAN 1979	DNF

**Legend:**

Rk Rank





Results  
成绩公告

	Record	Name	Nation	Location	Date
WR	2:15:25	RADCLIFFE Paula	GBR	London	13 APR 2003
CR	2:28:33	Iwona Lewandowska	POL	POL(POL)	2014

Rk	Athlete Bib	Name	Nation Code	Date of Birth	Result	Time Behind
1	2022	CHUMBA Eunice	BRN	23 MAY 1993	2:30:10	
2	2159	PAK II Sim	PRK	25 JAN 1994	2:30:26	+0:16
3	2049	LI Dan	CHN	01 MAY 1995	2:30:33	+0:23
4	2158	KIM Hye Song	PRK	09 MAR 1993	2:30:51	+0:41
5	2145	PASZKIEWICZ Izabela	POL	09 JAN 1988	2:31:39	+1:29
6	2144	LISOWSKA Aleksandra	POL	12 DEC 1990	2:31:40	+1:30
7	2151	ANDRZEJCZAK Monika	POL	05 JAN 1985	2:31:56	+1:46
8	2157	KIM Hyang Ok	PRK	12 APR 1996	2:32:41	+2:31
9	2130	BAYARTSOGT Munkhaya	MGL	10 OCT 1993	2:35:39	+5:29
10	2129	GALBADRAKH Khishigsaikhan	MGL	28 AUG 1990	2:35:47	+5:37
11	2150	KALENDAROWA OCHAL Olha	POL	15 JUL 1985	2:37:02	+6:52
12	2054	MA Yugui	CHN	04 MAR 1995	2:39:39	+9:29
13	2064	ZHENG Zhiling	CHN	25 DEC 1996	2:40:46	+10:36
14	2231	CARRICK Lindsay	USA	17 MAR 1993	2:43:43	+13:33
15	2101	ROBISCH Rebecca Petra Manuela	GER	04 APR 1988	2:44:56	+14:46
16	2131	CHULUUNKHUU Shinetsetseg	MGL	15 OCT 1987	2:45:33	+15:23
17	2178	MUKASAKINDI Claudette	RWA	25 DEC 1982	2:46:23	+16:13
18	2128	DOVDON Badamkhatan	MGL	12 APR 1991	2:49:06	+18:56
19	2156	VIEIRA Marisa	POR	08 MAR 1982	2:50:48	+20:38
20	2230	IRGENS Katherine	USA	12 OCT 1989	2:51:37	+21:27
21	2163	IONELA ECATERINA Puia	ROU	06 AUG 1991	2:52:55	+22:45
22	2227	NATALINI Amy	USA	15 MAR 1982	2:53:53	+23:43
23	2182	PITAMIC VOJSKA Jasmina	SLO	30 AUG 1982	2:54:40	+24:30
24	2085	RODULFO FERNANDEZ Ana Erika	ESP	20 JUL 1988	2:54:56	+24:46
25	2084	CABEDO SERRANO Patricia	ESP	16 OCT 1986	2:54:56	+24:46
26	2123	KERGYTE DAUSKURDIENE Remalda	LTU	25 AUG 1985	2:56:03	+25:53
27	2188	JOVANOVIC Nevena	SRB	06 NOV 1988	2:56:45	+26:35
28	2082	LOEDA SOTO Cristina	ESP	28 SEP 1976	3:00:33	+30:23
29	2124	NORMONTIENE Nadezda	LTU	09 SEP 1982	3:02:06	+31:56
30	2036	BEST Celine	CAN	16 FEB 1990	3:04:28	+34:18
31	2083	FERNANDEZ RAMOS Henar	ESP	19 FEB 1972	3:05:06	+34:56
32	2094	RICHTER Anne	GER	09 JAN 1990	3:05:39	+35:29
33	2122	LEBOTH Lineo Josphinah	LES	19 NOV 1980	3:06:39	+36:29
34	2097	RABE Isabell	GER	22 DEC 1984	3:06:59	+36:49
35	2203	HOLMBERG Jonna Hedbys	SWE	23 JAN 1992	3:08:22	+38:12
36	2165	LAURA DIANA Popescu	ROU	04 AUG 1993	3:08:31	+38:21
37	2187	CULAFIC Natasa	SRB	26 MAY 1986	3:09:49	+39:39
38	2204	LANEVIK Lisa	SWE	04 SEP 1979	3:12:46	+42:36
39	2202	BRATT Emma	SWE	16 JAN 1988	3:19:42	+49:32
40	2164	ELENA Moaga	ROU	11 NOV 1986	3:24:42	+54:32
41	2037	GRACE Jessica Monica	CAN	24 MAR 1988	3:29:36	+59:26
42	2160	MIHAELA MARIA Botezan	ROU	21 NOV 1976	3:34:00	+1:03:50
43	2038	SELF Kristine	CAN	11 DEC 1969	3:41:13	+1:11:03
	2241	HASNAOUI Hajiba	MAR		DNF	+1:05:01

WR	World Record	CR	CISM Record	Rk	Rank	DNF	Did Not Finish
----	--------------	----	-------------	----	------	-----	----------------





ELG Marathon Venue

东湖绿道马拉松场地

WUHAN 2019  
7th CISM Military World Games

SUN 27 OCT 2019

Start Time 08:00

Marathon

马拉松

Women's Marathon Individual

女子马拉松个人

Final

决赛



## Results

成绩公告

	Record	Name	Nation	Location	Date
<b>WR</b>	2:15:25	RADCLIFFE Paula	GBR	London	13 APR 2003
<b>CR</b>	2:28:33	Iwona Lewandowska	POL	POL(POL)	2014

Rk	Athlete Bib	Name	Nation Code	Date of Birth	Result	Time Behind
----	----------------	------	----------------	---------------	--------	----------------

2125	<b>DRAZDAUSKAITE Rasa</b>		LTU	20 MAR 1981	<b>DNS</b>	
------	---------------------------	--	-----	-------------	------------	--

**Intermediate Times:**

5KM	18:10	2022	CHUMBA Eunice(BRN)
10KM	36:00	2145	PASZKIEWICZ Izabela(POL)
15KM	53:50	2022	CHUMBA Eunice(BRN)
20KM	1:11:41	2145	PASZKIEWICZ Izabela(POL)
25KM	1:29:28	2022	CHUMBA Eunice(BRN)
30KM	1:49:08	2144	LISOWSKA Aleksandra(POL)
35KM	2:04:47	2022	CHUMBA Eunice(BRN)
40KM	2:23:21	2049	LI Dan(CHN)

**Legend:**

<b>WR</b>	World Record	<b>CR</b>	CISM Record	<b>Rk</b>	Rank	<b>DNS</b>	Did Not Start
-----------	--------------	-----------	-------------	-----------	------	------------	---------------





## Results (Individual)

### 成绩公告 (个人)

As of SUN 27 OCT 2019

Rk	Race No	Name	Nation	Swim (1.5km)		Trans.1		Bike (40.0km)		Trans.2		Run (10.0km)		Total Time	Time Diff	Penalties
				Time	Rk	Time	Rk	Time	Rk	Time	Rk	Time	Rk			
1	27	le CORRE Pierre	FRA	17:23	5	19:13	1	1:11:51	2	1:12:17	1			1:42:21	+0:00	
						1:50	=1	52:38	8	0:26	=1	30:04	=1			
2	63	van RIEL Marten	BEL	17:25	6	19:21	6	1:11:52	5	1:12:18	2			1:42:23	+0:02	
						1:56	=15	52:31	=2	0:26	=1	30:05	3			
3	26	CONINX Dorian	FRA	17:27	8	19:18	3	1:11:52	6	1:12:23	5			1:42:27	+0:06	
						1:51	=3	52:34	6	0:31	=14	30:04	=1			
4	37	ZACHAEUS Stefan	LUX	17:33	13	19:23	8	1:11:51	4	1:12:19	4			1:43:24	+1:03	
						1:50	=1	52:28	1	0:28	=3	31:05	7			
5	2	POLYANSKIY Igor	RUS	17:21	2	19:19	5	1:11:50	1	1:12:18	3			1:43:33	+1:12	
						1:58	=21	52:31	=2	0:28	=3	31:15	9			
6	6	POLYANSKIY Dmitry	RUS	17:26	7	19:17	2	1:11:52	7	1:12:33	8			1:44:32	+2:11	
						1:51	=3	52:35	7	0:41	=61	31:59	17			
7	44	TOTH Tamas Bence	HUN	17:45	20	19:47	24	1:13:12	9	1:13:50	20			1:44:38	+2:17	
						2:02	=33	53:25	14	0:38	=52	30:48	4			
8	45	FALDUM Gabor	HUN	17:43	18	19:41	16	1:13:14	13	1:13:44	10			1:44:45	+2:24	
						1:58	=21	53:33	23	0:30	=10	31:01	6			
9	66	BREINLINGER Jonas	GER	17:20	1	19:19	4	1:11:51	3	1:12:24	6			1:44:55	+2:34	
						1:59	=26	52:32	5	0:33	=24	32:31	24			
10	56	LI Mingxu	CHN	17:38	14	19:41	15	1:13:17	25	1:13:50	21			1:44:57	+2:36	
						2:03	=37	53:36	24	0:33	=24	31:07	8			
11	42	WILLY Kaue	BRA	17:46	22	19:45	22	1:13:13	10	1:13:49	17			1:45:07	+2:46	
						1:59	=26	53:28	=15	0:36	=40	31:18	11			
12	41	SCLEBIN Diogo	BRA	17:46	21	19:43	19	1:13:15	20	1:13:54	24			1:45:11	+2:50	
						1:57	=18	53:32	=20	0:39	=55	31:17	10			
13	4	BRIUKHANKOV Aleksandr	RUS	17:52	25	19:46	23	1:13:15	18	1:13:47	13			1:45:25	+3:04	
						1:54	=8	53:29	17	0:32	=21	31:38	12			
14	1	PRASOLOV Ilia	RUS	17:30	11	19:27	10	1:13:13	12	1:13:44	9			1:45:32	+3:11	
						1:57	=18	53:46	=28	0:31	=14	31:48	16			
15	52	MAX Studer	SUI	18:02	29	19:57	27	1:13:16	22	1:13:49	19			1:45:35	+3:14	
						1:55	=11	53:19	=11	0:33	=24	31:46	15			
16	58	BAI Faquan	CHN	17:41	16	19:34	13	1:13:18	29	1:14:03	29			1:45:47	+3:26	
						1:53	=6	53:44	=26	0:45	=69	31:44	13			
17	59	XU Zheng	CHN	17:22	3	19:22	7	1:11:53	8	1:12:24	7			1:45:50	+3:29	
						2:00	=30	52:31	=2	0:31	=14	33:26	33			
18	76	OLIWA Michal	POL	17:31	12	19:30	11	1:13:16	24	1:13:47	12			1:45:59	+3:38	
						1:59	=26	53:46	=28	0:31	=14	32:12	20			
19	39	DINIZ Matheus	BRA	17:48	23	19:44	21	1:13:15	17	1:13:55	26			1:46:13	+3:52	
						1:56	=15	53:31	19	0:40	=58	32:18	21			
20	43	PIMENTEL Danilo	BRA	17:40	15	19:43	18	1:13:15	19	1:13:45	11			1:46:26	+4:05	
						2:03	=37	53:32	=20	0:30	=10	32:41	26			

## Results (Individual)

### 成绩公告 (个人)

As of SUN 27 OCT 2019

Rk	Race No	Name	Nation	Swim (1.5km)		Trans.1		Bike (40.0km)		Trans.2		Run (10.0km)		Total Time	Time Diff	Penalties
				Time	Rk	Time	Rk	Time	Rk	Time	Rk	Time	Rk			
21	60	CHEN Qing	CHN	17:55	27	19:49	25	1:13:17	27	1:14:02	28			1:46:32	+4:11	
						1:54	=8	53:28	=15	0:45	=69	32:30	23			
22	77	BREMBOR Tomasz	POL	17:43	17	19:44	20	1:13:14	15	1:13:48	15			1:46:37	+4:16	
						2:01	32	53:30	18	0:34	=29	32:49	28			
23	3	PONOMAREV Anton	RUS	17:51	24	19:42	17	1:13:14	14	1:13:48	16			1:46:49	+4:28	
						1:51	=3	53:32	=20	0:34	=29	33:01	29			
24	35	MOLINARI Giulio	ITA	18:01	28	19:59	29	1:13:16	23	1:13:51	22			1:47:13	+4:52	
						1:58	=21	53:17	10	0:35	=33	33:22	32			
25	5	GOLDOVSKII Kirill	RUS	17:54	26	19:59	30	1:13:13	11	1:13:49	18			1:47:34	+5:13	
						2:05	44	53:14	9	0:36	=40	33:45	=35			
26	78	STEPNIAK Kacper	POL	17:29	10	19:35	14	1:13:15	16	1:13:47	14			1:47:49	+5:28	
						2:06	45	53:40	25	0:32	=21	34:02	38			
27	57	JIANG Zhihang	CHN	18:03	30	19:58	28	1:13:18	28	1:13:52	23			1:47:56	+5:35	
						1:55	=11	53:20	13	0:34	=29	34:04	39			
28	65	de HERTOOG Kjell	BEL	17:44	19	19:57	26	1:13:16	21	1:13:57	27			1:48:31	+6:10	
						2:13	50	53:19	=11	0:41	=61	34:34	44			
29	34	STEINWANDTER Matthias	ITA	18:37	33	20:34	32	1:17:12	35	1:17:44	37			1:48:38	+6:17	
						1:57	=18	56:38	38	0:32	=21	30:54	5			
30	61	BAI Xunyu	CHN	17:29	9	19:33	12	1:13:17	26	1:13:54	25			1:49:03	+6:42	
						2:04	=41	53:44	=26	0:37	=45	35:09	49			
31	62	de CUYPER Simon	BEL	18:35	32	20:30	31	1:17:11	34	1:17:39	30			1:49:24	+7:03	
						1:55	=11	56:41	39	0:28	=3	31:45	14			
32	48	STERGHOS Nicholas	USA	18:48	38	20:46	36	1:17:13	39	1:17:53	40			1:49:56	+7:35	
						1:58	=21	56:27	=32	0:40	=58	32:03	19			
33	86	KATSIANEU Mikita	BLR	18:33	31	20:35	33	1:17:11	33	1:17:42	33			1:50:17	+7:56	
						2:02	=33	56:36	37	0:31	=14	32:35	25			
34	53	FELIX Studer	SUI	19:01	43	20:54	41	1:17:11	32	1:17:42	32			1:50:25	+8:04	
						1:53	=6	56:17	30	0:31	=14	32:43	27			
35	29	PIETRERA Thomas	FRA	18:46	36	20:46	37	1:17:13	38	1:17:41	31			1:50:51	+8:30	
						2:00	=30	56:27	=32	0:28	=3	33:10	30			
36	54	PIERRE WILLIAM Moraz	SUI	18:37	34	20:40	35	1:17:10	31	1:17:43	34			1:51:02	+8:41	
						2:03	=37	56:30	35	0:33	=24	33:19	31			
37	84	BELY Mikita	BLR	19:11	45	21:15	46	1:18:47	42	1:19:17	42			1:51:17	+8:56	
						2:04	=41	57:32	44	0:30	=10	32:00	18			
38	33	de PONTI Massimo	ITA	18:37	35	20:39	34	1:17:12	37	1:17:47	38			1:51:32	+9:11	
						2:02	=33	56:33	36	0:35	=33	33:45	=35			
39	38	GORGES Oliver	LUX	18:52	40	20:47	38	1:17:15	40	1:17:44	36			1:51:40	+9:19	
						1:55	=11	56:28	34	0:29	=7	33:56	37			
40	67	WIMMER Robert	GER	19:11	46	21:05	43	1:18:47	43	1:19:24	45			1:51:45	+9:24	
						1:54	=8	57:42	48	0:37	=45	32:21	22			



Results (Individual)  
成绩公告 (个人)

As of SUN 27 OCT 2019

Rk	Race No	Name	Nation	Swim (1.5km)		Trans.1		Bike (40.0km)		Trans.2		Run (10.0km)		Total Time	Time Diff	Penalties
				Time	Rk	Time	Rk	Time	Rk	Time	Rk	Time	Rk			
41	28	RAPHAEL Aurelien	FRA	17:23	4	19:25	9	1:17:12	36	1:17:51	39			1:52:28	+10:07	
						2:02	=33	57:47	50	0:39	=55	34:37	45			
42	51	THIBAUD Decurnex	SUI	19:03	44	21:06	44	1:18:49	45	1:19:18	43			1:54:04	+11:43	
						2:03	=37	57:43	49	0:29	=7	34:46	46			
43	64	CLIJSTERS Jelle	BEL	18:50	39	20:54	40	1:18:49	46	1:19:23	44			1:54:19	+11:58	
						2:04	=41	57:55	52	0:34	=29	34:56	47			
44	40	MESSIAS Manoel	BRA	18:52	41	20:48	39	1:17:08	30	1:17:43	35			1:54:26	+12:05	
						1:56	=15	56:20	31	0:35	=33	36:43	60			
45	55	KOTSEGAROV Kirill	EST	21:05	62	23:28	59	1:20:41	54	1:21:24	59			1:54:51	+12:30	
						2:23	=59	57:13	41	0:43	=64	33:27	34			
46	75	PLANKO Matevz	SLO	18:59	42	20:58	42	1:18:46	41	1:19:15	41			1:55:32	+13:11	
						1:59	=26	57:48	51	0:29	=7	36:17	57			
47	47	BISCHOFF Joel	USA	19:16	49	21:35	47	1:20:39	51	1:21:17	53			1:55:39	+13:18	
						2:19	56	59:04	71	0:38	=52	34:22	42			
48	21	ABBASNEJAD Ali	IRI	19:52	51	22:13	51	1:20:39	50	1:21:16	52			1:56:20	+13:59	
						2:21	=57	58:26	63	0:37	=45	35:04	48			
49	23	RODRIGUEZ VALENCIA Alberto	ESP	20:59	56	23:16	58	1:20:38	49	1:21:13	50			1:56:33	+14:12	
						2:17	55	57:22	42	0:35	=33	35:20	50			
50	85	SEMASHKA Henadzi	BLR	18:47	37	21:12	45	1:18:48	44	1:19:25	46			1:56:39	+14:18	
						2:25	63	57:36	46	0:37	=45	37:14	62			
51	46	WERNECKE Connor	USA	21:00	58	23:08	56	1:20:43	58	1:21:18	56			1:56:52	+14:31	
						2:08	46	57:35	45	0:35	=33	35:34	=51			
52	81	ERAZO VILLARREAL Oscar Efren	ECU	20:21	54	22:35	53	1:20:40	53	1:21:10	49			1:57:08	+14:47	
						2:14	51	58:05	=54	0:30	=10	35:58	55			
53	71	ZAPPE Vincent Korbinian	GER	20:32	55	22:55	55	1:20:36	47	1:21:09	48			1:57:30	+15:09	
						2:23	=59	57:41	47	0:33	=24	36:21	59			
54	49	BIERMAN John	USA	20:19	53	22:40	54	1:20:45	60	1:21:28	60			1:57:38	+15:17	
						2:21	=57	58:05	=54	0:43	=64	36:10	56			
55	25	CERRO TORRE Esteban	ESP	20:18	52	22:34	52	1:20:36	48	1:21:07	47			1:57:51	+15:30	
						2:16	=52	58:02	53	0:31	=14	36:44	61			
56	22	DOMINGUEZ GARCIA Nicolas	ESP	22:52	69	25:04	69	1:23:13	66	1:23:49	63			1:58:09	+15:48	
						2:12	49	58:09	57	0:36	=40	34:20	41			
57	82	PENA MANOSALVAS Alann David	ECU	23:00	70	24:58	67	1:23:10	64	1:23:55	65			1:58:10	+15:49	
						1:58	=21	58:12	59	0:45	=69	34:15	40			
58	7	FACHRI Andi Gumilang Lawello	INA	19:30	50	21:58	50	1:20:43	59	1:21:22	58			1:58:48	+16:27	
						2:28	=67	58:45	68	0:39	=55	37:26	63			
59	8	FIRMAN Muhammad Ahlul	INA	21:00	57	23:32	60	1:20:42	57	1:21:22	57			1:59:19	+16:58	
						2:32	70	57:10	40	0:40	=58	37:57	67			
60	24	RODRIGUEZ CORTES Jose Esteban	ESP	21:59	64	24:23	63	1:23:07	62	1:23:50	64			1:59:38	+17:17	
						2:24	62	58:44	67	0:43	=64	35:48	53			

## Results (Individual)

### 成绩公告 (个人)

As of SUN 27 OCT 2019

Rk	Race No	Name	Nation	Swim (1.5km)		Trans.1		Bike (40.0km)		Trans.2		Run (10.0km)		Total Time	Time Diff	Penalties
				Time	Rk	Time	Rk	Time	Rk	Time	Rk	Time	Rk			
61	79	ROSADO SOLIS Freddy Andres	ECU	<b>21:03</b>	60	<b>23:13</b>	57	<b>1:20:42</b>	56	<b>1:21:18</b>	55			<b>1:59:38</b>	<b>+17:17</b>	
					2:10	=47	57:29	43	0:36	=40	38:20	71				
62	87	LACOMBE David Michel	CAN	<b>22:17</b>	67	<b>25:01</b>	68	<b>1:23:14</b>	67	<b>1:23:56</b>	66			<b>2:00:15</b>	<b>+17:54</b>	
					2:44	77	58:13	60	0:42	63	36:19	58				
63	89	REYNOLDS Philippe Gregory	CAN	<b>23:45</b>	73	<b>26:31</b>	74	<b>1:25:54</b>	72	<b>1:26:44</b>	71			<b>2:01:12</b>	<b>+18:51</b>	
					2:46	79	59:23	=72	0:50	=78	34:28	43				
64	80	ROBLES ROMERO Byron Eduardo	ECU	<b>19:13</b>	47	<b>21:54</b>	49	<b>1:20:42</b>	55	<b>1:21:17</b>	54			<b>2:01:31</b>	<b>+19:10</b>	
					2:41	=73	58:48	69	0:35	=33	40:14	73				
65	69	SCHOEPS Franz	GER	<b>22:15</b>	65	<b>24:25</b>	64	<b>1:23:04</b>	61	<b>1:23:48</b>	62			<b>2:02:05</b>	<b>+19:44</b>	
					2:10	=47	58:39	=64	0:44	68	38:17	70				
66	88	BELANGER MELANCON Pierre Luc	CAN	<b>21:05</b>	61	<b>23:50</b>	62	<b>1:23:19</b>	68	<b>1:24:12</b>	68			<b>2:02:14</b>	<b>+19:53</b>	
					2:45	78	59:29	76	0:53	80	38:02	68				
67	19	MOTAMEDI SHALAMZARI Seyedasaber	IRI	<b>19:15</b>	48	<b>21:38</b>	48	<b>1:20:39</b>	52	<b>1:21:14</b>	51			<b>2:02:20</b>	<b>+19:59</b>	
					2:23	=59	59:01	70	0:35	=33	41:06	75				
68	10	RIDWAN Muhammad	INA	<b>26:14</b>	80	<b>28:55</b>	79	<b>1:27:06</b>	74	<b>1:27:43</b>	73			<b>2:03:17</b>	<b>+20:56</b>	
					2:41	=73	58:11	58	0:37	=45	35:34	=51				
69	32	PAALSSON Max	SWE	<b>24:18</b>	76	<b>27:10</b>	75	<b>1:25:52</b>	71	<b>1:26:47</b>	72			<b>2:04:25</b>	<b>+22:04</b>	
					2:52	80	58:42	66	0:55	81	37:38	65				
70	20	RAHMANI Jamal	IRI	<b>23:32</b>	71	<b>25:48</b>	70	<b>1:25:46</b>	69	<b>1:26:34</b>	70			<b>2:04:45</b>	<b>+22:24</b>	
					2:16	=52	59:58	77	0:48	=74	38:11	69				
71	74	SKETAKO Denis	SLO	<b>22:17</b>	66	<b>24:33</b>	65	<b>1:23:12</b>	65	<b>1:24:00</b>	67			<b>2:04:53</b>	<b>+22:32</b>	
					2:16	=52	58:39	=64	0:48	=74	40:53	74				
72	73	THARU Basant	NEP	<b>25:28</b>	78	<b>27:56</b>	77	<b>1:28:55</b>	79	<b>1:29:32</b>	74			<b>2:05:28</b>	<b>+23:07</b>	
					2:28	=67	1:00:59	79	0:37	=45	35:56	54				
73	36	KIEFFER Fabien	LUX	<b>27:39</b>	83	<b>30:47</b>	83	<b>1:28:54</b>	77	<b>1:29:44</b>	79			<b>2:07:16</b>	<b>+24:55</b>	
					3:08	85	58:07	56	0:50	=78	37:32	64				
74	18	MIHAI ALIN IOAN Cupsa	ROU	<b>28:03</b>	85	<b>30:41</b>	82	<b>1:28:56</b>	80	<b>1:29:41</b>	77			<b>2:07:20</b>	<b>+24:59</b>	
					2:38	72	58:15	61	0:45	=69	37:39	66				
75	9	PRISTYOKO Dedi	INA	<b>23:44</b>	72	<b>26:27</b>	73	<b>1:25:52</b>	70	<b>1:26:29</b>	69			<b>2:07:53</b>	<b>+25:32</b>	
					2:43	=75	59:25	74	0:37	=45	41:24	76				
76	83	MALLA JIMBO Rudy Xavier	ECU	<b>21:03</b>	59	<b>23:46</b>	61	<b>1:23:09</b>	63	<b>1:23:47</b>	61			<b>2:10:02</b>	<b>+27:41</b>	
					2:43	=75	59:23	=72	0:38	=52	46:15	82				
77	12	ALDUWAISAN Saleh	KUW	<b>26:29</b>	81	<b>29:25</b>	80	<b>1:28:52</b>	75	<b>1:29:35</b>	75			<b>2:12:38</b>	<b>+30:17</b>	
					2:56	=82	59:27	75	0:43	=64	43:03	79				
78	15	HA Taegyeong	KOR	<b>23:51</b>	75	<b>26:18</b>	72	<b>1:28:53</b>	76	<b>1:29:41</b>	76			<b>2:14:45</b>	<b>+32:24</b>	
					2:27	=65	1:02:35	80	0:48	=74	45:04	81				
79	16	LEE Gi Yeop	KOR	<b>26:10</b>	79	<b>28:47</b>	78	<b>1:28:54</b>	78	<b>1:29:43</b>	78			<b>2:14:45</b>	<b>+32:24</b>	
					2:37	71	1:00:07	78	0:49	77	45:02	80				
80	72	CHAUDHARY Dipesh	NEP	<b>22:28</b>	68	<b>24:54</b>	66	<b>1:33:48</b>	81	<b>1:34:24</b>	80			<b>2:16:41</b>	<b>+34:20</b>	
					2:26	64	1:08:54	83	0:36	=40	42:17	78				





## Results (Individual)

### 成绩公告 (个人)

As of SUN 27 OCT 2019

Rk	Race No	Name	Nation	Swim (1.5km)		Trans.1		Bike (40.0km)		Trans.2		Run (10.0km)		Total Time	Time Diff	Penalties
				Time	Rk	Time	Rk	Time	Rk	Time	Rk	Time	Rk			
81	14	ALDAHMELI Abdulrahman	KUW	28:00	84	30:56	84	1:35:36	82	1:36:22	81			2:18:35	+36:14	
						2:56	=82	1:04:40	81	0:46	73	42:13	77			
82	11	ROHMAN Hari	INA	30:46	86	33:50	85	1:38:55	83	1:40:14	82			2:20:01	+37:40	
						3:04	84	1:05:05	82	1:19	83	39:47	72			
83	13	ALNASHMI Eisa	KUW	26:49	82	29:43	81	1:42:00	84	1:43:17	83			2:29:51	+47:30	
						2:54	81	1:12:17	84	1:17	82	46:34	83			
17		LEE Hae Chang	KOR	23:49	74	26:16	71			1:44:02	84			DNF		
						2:27	=65									
30		HUGEMARK Jonatan	SWE	25:05	77	27:36	76	1:26:01	73					DNF		
						2:31	69	58:25	62							
68		KOENIG Johannes	GER	21:38	63									DNF		
31		BROMS David	SWE											DNS		
50		MARTINEZ FERNANDEZ Kevin Thomas	DOM											DNS		
70		GLOCKSHUBER Bastian	GER											DNS		

Participants						Air Temperature [°C]	Water Temperature [°C]	Wet Suit Allowed
Number of Entries / Nations	Finished	LAP	DNF	DSQ	DNS			
89 / 26	83		3		3	17.6	17.9	Yes

Legend:							
Diff	Difference	DNF	Did not finish	DNS	Did not start	No	Number
Rk	Rank	Trans	Transation				



## Results (Individual)

### 成绩公告 (个人)

As of SUN 27 OCT 2019

Rk	Race No	Name	Nation	Swim (1.5km)		Trans.1		Bike (40.0km)		Trans.2		Run (10.0km)		Total Time	Time Diff	Penalties
				Time	Rk	Time	Rk	Time	Rk	Time	Rk	Time	Rk			
1	27	ANNEN Jolanda	SUI	19:30	6	21:34	7	1:21:26	9	1:21:55	7			1:56:16	+0:00	
						2:04	=5	59:52	15	0:29	=1	34:21	1			
2	18	DANILOVA Elena	RUS	20:02	21	22:04	16	1:21:26	10	1:21:59	10			1:56:33	+0:17	
						2:02	4	59:22	3	0:33	=17	34:34	2			
3	26	LOPES Vittoria	BRA	18:30	1	20:38	2	1:20:19	2	1:20:51	3			1:56:44	+0:28	
						2:08	16	59:41	11	0:32	=11	35:53	=9			
4	23	DUARTE Luisa	BRA	19:53	12	21:59	13	1:21:29	14	1:22:01	13			1:56:59	+0:43	
						2:06	=8	59:30	6	0:32	=11	34:58	3			
5	38	JERZYK Agnieszka	POL	20:04	22	22:11	18	1:21:27	11	1:22:03	16			1:57:03	+0:47	
						2:07	=11	59:16	1	0:36	30	35:00	4			
6	8	ZHANG Yi	CHN	19:39	9	21:46	8	1:21:28	13	1:22:00	11			1:57:06	+0:50	
						2:07	=11	59:42	=12	0:32	=11	35:06	5			
7	9	WEI Wen	CHN	18:32	4	20:44	5	1:20:20	3	1:20:50	2			1:57:14	+0:58	
						2:12	=17	59:36	9	0:30	=4	36:24	14			
8	21	ABROSIMOVA Anastasiia	RUS	18:35	5	20:41	4	1:20:21	5	1:20:56	5			1:57:16	+1:00	
						2:06	=8	59:40	10	0:35	=26	36:20	12			
9	22	NERES Beatriz	BRA	19:59	18	22:06	17	1:21:27	12	1:22:02	14			1:57:26	+1:10	
						2:07	=11	59:21	2	0:35	=26	35:24	6			
10	16	GORBUNOVA Anastasiia	RUS	18:32	3	20:39	3	1:20:21	4	1:20:55	4			1:57:30	+1:14	
						2:07	=11	59:42	=12	0:34	=24	36:35	15			
11	11	WU Qing	CHN	19:57	13	21:54	10	1:21:29	16	1:22:00	12			1:57:41	+1:25	
						1:57	2	59:35	=7	0:31	=7	35:41	=7			
12	1	GAUTIER Mathilde	FRA	19:57	14	22:01	15	1:21:25	7	1:21:55	6			1:57:48	+1:32	
						2:04	=5	59:24	=4	0:30	=4	35:53	=9			
13	28	KOENIG Alissa Melanie	SUI	19:32	7	21:31	6	1:21:25	8	1:21:56	8			1:58:12	+1:56	
						1:59	3	59:54	16	0:31	=7	36:16	11			
14	35	BRAGMAYER Zsanett Zita	HUN	18:31	2	20:37	1	1:20:19	1	1:20:48	1			1:58:23	+2:07	
						2:06	=8	59:42	=12	0:29	=1	37:35	=18			
15	2	GUERARD Justine	FRA	19:57	15	22:01	14	1:21:25	6	1:21:58	9			1:59:35	+3:19	
						2:04	=5	59:24	=4	0:33	=17	37:37	20			
16	12	HUANG Yuting	CHN	19:41	10	21:54	9	1:21:29	15	1:22:02	15			1:59:37	+3:21	
						2:13	=19	59:35	=7	0:33	=17	37:35	=18			
17	41	SLUPEK Roksana	POL	19:37	8	21:56	12	1:23:30	17	1:24:01	17			2:00:22	+4:06	
						2:19	=25	1:01:34	19	0:31	=7	36:21	13			
18	37	LAGOWNIK Marta	POL	21:36	27	23:43	27	1:24:48	23	1:25:20	22			2:01:01	+4:45	
						2:07	=11	1:01:05	18	0:32	=11	35:41	=7			
19	20	RIASOVA Valentina	RUS	19:57	16	22:16	21	1:24:46	18	1:25:16	18			2:02:05	+5:49	
						2:19	=25	1:02:30	24	0:30	=4	36:49	16			
20	7	ZHONG Mengying	CHN	20:02	20	22:15	20	1:24:49	26	1:25:20	20			2:02:34	+6:18	
						2:13	=19	1:02:34	26	0:31	=7	37:14	17			



## Results (Individual)

### 成绩公告 (个人)

As of SUN 27 OCT 2019

Rk	Race No	Name	Nation	Swim (1.5km)		Trans.1		Bike (40.0km)		Trans.2		Run (10.0km)		Total Time	Time Diff	Penalties
				Time	Rk	Time	Rk	Time	Rk	Time	Rk	Time	Rk			
21	17	GOLOFEEVA Iuliia	RUS	20:09	24	22:21	23	1:24:47	21	1:25:22	23	37:48	21	2:03:10	+6:54	
						2:12	=17	1:02:26	23	0:35	=26					
22	36	KLIMAS Paulina	POL	20:01	19	22:17	22	1:24:50	28	1:25:32	28	38:15	22	2:03:47	+7:31	
						2:16	24	1:02:33	25	0:42	=38					
23	10	LIU Yiming	CHN	19:42	11	21:56	11	1:24:49	27	1:25:24	26	38:34	23	2:03:58	+7:42	
						2:14	=22	1:02:53	28	0:35	=26					
24	19	POLIANSKAIA Anastasiia	RUS	20:47	26	23:01	26	1:24:47	20	1:25:20	21	39:00	24	2:04:20	+8:04	
						2:14	=22	1:01:46	20	0:33	=17					
25	40	KAZMIERCZAK Hanna	POL	20:15	25	22:34	25	1:24:47	22	1:25:19	19	39:38	27	2:04:57	+8:41	
						2:19	=25	1:02:13	21	0:32	=11					
26	39	KOTFICA Paulina	POL	21:36	28	23:56	28	1:24:48	24	1:25:25	27	40:58	32	2:06:23	+10:07	
						2:20	=28	1:00:52	17	0:37	=31					
27	24	GUILLEN Luma	BRA	19:59	17	22:12	19	1:24:48	25	1:25:22	24	41:16	=34	2:06:38	+10:22	
						2:13	=19	1:02:36	27	0:34	=24					
28	31	GROTON Teresa	USA	20:04	23	22:28	24	1:24:46	19	1:25:23	25	41:16	=34	2:06:39	+10:23	
						2:24	=30	1:02:18	22	0:37	=31					
29	6	PASTOR SOPELANA Loreto	ESP	23:41	36	26:01	34	1:30:04	32	1:30:37	31	39:08	25	2:09:45	+13:29	
						2:20	=28	1:04:03	30	0:33	=17					
30	3	ROMERO TAVERAS Camila	DOM	22:05	31	24:01	29	1:30:02	30	1:30:35	30	39:14	26	2:09:49	+13:33	
						1:56	1	1:06:01	38	0:33	=17					
31	25	CRAVO Luiza	BRA	21:38	30	24:07	30	1:30:07	35	1:30:47	33	39:48	29	2:10:35	+14:19	
						2:29	33	1:06:00	37	0:40	=36					
32	32	CHRETIEN Sophie	BEL	22:12	32	24:53	32	1:30:02	29	1:30:34	29	40:05	31	2:10:39	+14:23	
						2:41	40	1:05:09	34	0:32	=11					
33	30	BOCHNER Elizabeth	USA	23:28	34	26:03	35	1:30:05	34	1:30:53	34	39:56	30	2:10:49	+14:33	
						2:35	=36	1:04:02	29	0:48	40					
34	29	PARIS Maia	USA	21:37	29	24:31	31	1:30:04	31	1:30:44	32	41:08	33	2:11:52	+15:36	
						2:54	41	1:05:33	35	0:40	=36					
35	34	DAMMEKENS Mandy	BEL	25:14	37	27:41	37	1:33:40	37	1:34:13	37	39:41	28	2:13:54	+17:38	
						2:27	32	1:05:59	36	0:33	=17					
36	33	MOMMEN Ines	BEL	23:17	33	25:52	33	1:30:05	33	1:30:58	35	46:10	40	2:17:08	+20:52	
						2:35	=36	1:04:13	31	0:53	41					
37	5	AUGUSTSSON Caroline	SWE	26:37	40	29:01	38	1:33:40	38	1:34:19	39	42:54	36	2:17:13	+20:57	
						2:24	=30	1:04:39	33	0:39	=34					
38	15	AUGUSTIN Eva	GER	23:38	35	26:17	36	1:33:40	36	1:34:09	36	45:27	38	2:19:36	+23:20	
						2:39	39	1:07:23	39	0:29	=1					
39	14	KILTZ Carmen Alexandra	CAN	26:32	38	29:03	39	1:33:41	39	1:34:18	38	45:54	39	2:20:12	+23:56	
						2:31	34	1:04:38	32	0:37	=31					
40	13	TURNER Isabelle Josee	CAN	27:41	41	30:15	41	1:42:48	41	1:43:27	40	43:08	37	2:26:35	+30:19	
						2:34	35	1:12:33	40	0:39	=34					



WUHAN 2019  
7th CISM Military World Games

Jiangxia District Liangzihu Lake Triathlon Venue  
江夏梁子湖铁人三项场地

SUN 27 OCT 2019  
Start Time 12:30

Triathlon  
铁人三项  
Elites Women Individual  
精英组女子个人  
Final  
决赛



## Results (Individual)

成绩公告 (个人)

As of SUN 27 OCT 2019

Rk	Race No	Name	Nation	Swim (1.5km)	Trans.1	Bike (40.0km)	Trans.2	Run (10.0km)	Total Time	Time Diff	Penalties
				Time Rk	Time Rk	Time Rk	Time Rk	Time Rk			
41	4	JESSEN Cecila	SWE	26:33 39	29:09 40	1:42:47 40	1:43:29 41		2:29:52	+33:36	
				2:36 38	1:13:38 41	0:42 =38	46:23 41				

Participants						Air Temperature [°C]	Water Temperature [°C]	Wet Suit Allowed
Number of Entries / Nations	Finished	LAP	DNF	DSQ	DNS			
41 / 14	41					17.6	18	Yes

Legend:	Diff	Difference	No	Number	Rk	Rank	Trans	Transation
---------	------	------------	----	--------	----	------	-------	------------



## Results (Team)

### 成绩公告 (团体)

As of SUN 27 OCT 2019

Rk	Race No	Name	Nation	Swim (1.5km)		Trans.1		Bike (40.0km)		Trans.2		Run (10.0km)		Total Time	Time Diff	Penalties													
				Time	Rk	Time	Rk	Time	Rk	Time	Rk	Time	Rk																
1	RUS	RUS	52:39	1	58:22	1	3:36:57	1	3:38:38	1	5:13:30	+0:00																	
																	5:43	2	2:38:35	1	1:41	6	1:34:52	2					
																	17:21	2	19:19	5	1:11:50	1	1:12:18	3	31:15	9			
																	17:26	7	19:17	2	1:11:52	7	1:12:33	8	31:59	17			
2	POLYANSKIY Igor	17:21	2	19:19	5	1:11:50	1	1:12:18	3	31:15	9	1:43:33																	
				1:58	=21	52:31	=2	0:28	=3																				
6	POLYANSKIY Dmitry	17:26	7	19:17	2	1:11:52	7	1:12:33	8	31:59	17	1:44:32																	
				1:51	=3	52:35	7	0:41	=61																				
4	BRIUKHANKOV Aleksandr	17:52	25	19:46	23	1:13:15	18	1:13:47	13	31:38	12	1:45:25																	
				1:54	=8	53:29	17	0:32	=21																				
2	FRA	FRA	53:36	5	59:17	5	3:40:56	5	3:42:21	5	5:15:39	+2:09																	
																	5:41	1	2:41:39	5	1:25	1	1:33:18	1					
																	17:23	5	19:13	1	1:11:51	2	1:12:17	1	30:04	=1	1:42:21		
																	17:27	8	19:18	3	1:11:52	6	1:12:23	5	30:04	=1	1:42:27		
27	le CORRE Pierre	17:23	5	19:13	1	1:11:51	2	1:12:17	1	30:04	=1	1:42:21																	
				1:50	=1	52:38	8	0:26	=1																				
26	CONINX Dorian	17:27	8	19:18	3	1:11:52	6	1:12:23	5	30:04	=1	1:42:27																	
				1:51	=3	52:34	6	0:31	=14																				
29	PIETRERA Thomas	18:46	36	20:46	37	1:17:13	38	1:17:41	31	33:10	30	1:50:51																	
				2:00	=30	56:27	=32	0:28	=3																				
3	BRA	BRA	53:20	4	59:12	4	3:39:43	3	3:41:38	4	5:16:31	+3:01																	
																	5:52	4	2:40:31	3	1:55	14	1:34:53	3					
																	17:46	22	19:45	22	1:13:13	10	1:13:49	17	31:18	11	1:45:07		
																	17:46	21	19:43	19	1:13:15	20	1:13:54	24	31:17	10	1:45:11		
42	WILLY Kaue	17:46	22	19:45	22	1:13:13	10	1:13:49	17	31:18	11	1:45:07																	
				1:59	=26	53:28	=15	0:36	=40																				
41	SCLEBIN Diogo	17:46	21	19:43	19	1:13:15	20	1:13:54	24	31:17	10	1:45:11																	
				1:57	=18	53:32	=20	0:39	=55																				
39	DINIZ Matheus	17:48	23	19:44	21	1:13:15	17	1:13:55	26	32:18	21	1:46:13																	
				1:56	=15	53:31	19	0:40	=58																				
4	CHN	CHN	52:41	2	58:37	2	3:38:28	2	3:40:17	2	5:16:34	+3:04																	
																	5:56	5	2:39:51	2	1:49	11	1:36:17	4					
																	17:38	14	19:41	15	1:13:17	25	1:13:50	21	31:07	8	1:44:57		
																	17:41	16	19:34	13	1:13:18	29	1:14:03	29	31:44	13	1:45:47		
56	LI Mingxu	17:38	14	19:41	15	1:13:17	25	1:13:50	21	31:07	8	1:44:57																	
				2:03	=37	53:36	24	0:33	=24																				
58	BAI Faquan	17:41	16	19:34	13	1:13:18	29	1:14:03	29	31:44	13	1:45:47																	
				1:53	=6	53:44	=26	0:45	=69																				
59	XU Zheng	17:22	3	19:22	7	1:11:53	8	1:12:24	7	33:26	33	1:45:50																	
				2:00	=30	52:31	=2	0:31	=14																				
5	BEL	BEL	53:44	6	59:48	6	3:42:19	6	3:43:54	6	5:20:18	+6:48																	
																	6:04	7	2:42:31	6	1:35	2	1:36:24	5					
																	17:25	6	19:21	6	1:11:52	5	1:12:18	2	30:05	3	1:42:23		
																	17:44	19	19:57	26	1:13:16	21	1:13:57	27	34:34	44	1:48:31		
63	van RIEL Marten	17:25	6	19:21	6	1:11:52	5	1:12:18	2	30:05	3	1:42:23																	
				1:56	=15	52:31	=2	0:26	=1																				
65	de HERTOOG Kjell	17:44	19	19:57	26	1:13:16	21	1:13:57	27	34:34	44	1:48:31																	
				2:13	50	53:19	=11	0:41	=61																				
62	de CUYPER Simon	18:35	32	20:30	31	1:17:11	34	1:17:39	30	31:45	14	1:49:24																	
				1:55	=11	56:41	39	0:28	=3																				



## Results (Team)

### 成绩公告 (团体)

As of SUN 27 OCT 2019

Rk	Race No	Name	Nation	Swim (1.5km)		Trans.1		Bike (40.0km)		Trans.2		Run (10.0km)		Total Time	Time Diff	Penalties
				Time	Rk	Time	Rk	Time	Rk	Time	Rk	Time	Rk			
<b>6</b>		<b>POL</b>	<b>POL</b>	<b>52:43</b>	<b>3</b>	<b>58:49</b>	<b>3</b>	<b>3:39:45</b>	<b>4</b>	<b>3:41:22</b>	<b>3</b>			<b>5:20:25</b>	<b>+6:55</b>	
	76	OLIWA Michal		17:31	12	19:30	11	1:13:16	24	1:13:47	12			1:45:59		
	77	BREMBOR Tomasz		17:43	17	19:44	20	1:13:14	15	1:13:48	15			1:46:37		
	78	STEPNIAK Kacper		17:29	10	19:35	14	1:13:15	16	1:13:47	14			1:47:49		
						2:06	45	53:40	25	0:32	=21	34:02	38			
<b>7</b>		<b>SUI</b>	<b>SUI</b>	<b>55:40</b>	<b>8</b>	<b>1:01:31</b>	<b>8</b>	<b>3:47:37</b>	<b>7</b>	<b>3:49:14</b>	<b>7</b>			<b>5:27:02</b>	<b>+13:32</b>	
	52	MAX Studer		18:02	29	19:57	27	1:13:16	22	1:13:49	19			1:45:35		
	53	FELIX Studer		19:01	43	20:54	41	1:17:11	32	1:17:42	32			1:50:25		
	54	PIERRE WILLIAM Moraz		18:37	34	20:40	35	1:17:10	31	1:17:43	34			1:51:02		
						2:03	=37	56:30	35	0:33	=24	33:19	31			
<b>8</b>		<b>ITA</b>	<b>ITA</b>	<b>55:15</b>	<b>7</b>	<b>1:01:12</b>	<b>7</b>	<b>3:47:40</b>	<b>8</b>	<b>3:49:22</b>	<b>8</b>			<b>5:27:23</b>	<b>+13:53</b>	
	35	MOLINARI Giulio		18:01	28	19:59	29	1:13:16	23	1:13:51	22			1:47:13		
	34	STEINWANDTER Matthias		18:37	33	20:34	32	1:17:12	35	1:17:44	37			1:48:38		
	33	de PONTI Massimo		18:37	35	20:39	34	1:17:12	37	1:17:47	38			1:51:32		
						2:02	=33	56:33	36	0:35	=33	33:45	=35			
<b>9</b>		<b>GER</b>	<b>GER</b>	<b>57:03</b>	<b>10</b>	<b>1:03:19</b>	<b>10</b>	<b>3:51:14</b>	<b>9</b>	<b>3:52:57</b>	<b>9</b>			<b>5:34:10</b>	<b>+20:40</b>	
	66	BREINLINGER Jonas		17:20	1	19:19	4	1:11:51	3	1:12:24	6			1:44:55		
	67	WIMMER Robert		19:11	46	21:05	43	1:18:47	43	1:19:24	45			1:51:45		
	71	ZAPPE Vincent Korbinian		20:32	55	22:55	55	1:20:36	47	1:21:09	48			1:57:30		
						2:23	=59	57:41	47	0:33	=24	36:21	59			
<b>10</b>		<b>BLR</b>	<b>BLR</b>	<b>56:31</b>	<b>9</b>	<b>1:03:02</b>	<b>9</b>	<b>3:54:46</b>	<b>10</b>	<b>3:56:24</b>	<b>10</b>			<b>5:38:13</b>	<b>+24:43</b>	
	86	KATSIANEU Mikita		18:33	31	20:35	33	1:17:11	33	1:17:42	33			1:50:17		
	84	BELY Mikita		19:11	45	21:15	46	1:18:47	42	1:19:17	42			1:51:17		
	85	SEMASHKA Henadzi		18:47	37	21:12	45	1:18:48	44	1:19:25	46			1:56:39		
						2:25	63	57:36	46	0:37	=45	37:14	62			



## Results (Team)

### 成绩公告 (团体)

As of SUN 27 OCT 2019

Rk	Race No	Name	Nation	Swim (1.5km)		Trans.1		Bike (40.0km)		Trans.2		Run (10.0km)		Total Time	Time Diff	Penalties
				Time	Rk	Time	Rk	Time	Rk	Time	Rk	Time	Rk			
<b>11</b>		<b>LUX</b>	<b>LUX</b>	<b>1:04:04</b>	<b>13</b>	<b>1:10:57</b>	<b>15</b>	<b>3:58:00</b>	<b>11</b>	<b>3:59:47</b>	<b>11</b>			<b>5:42:20</b>	<b>+28:50</b>	
	37	ZACHAEUS Stefan		17:33	13	19:23	8	1:11:51	4	1:12:19	4			1:43:24		
	38	GORGES Oliver		18:52	40	20:47	38	1:17:15	40	1:17:44	36			1:51:40		
	36	KIEFFER Fabien		27:39	83	30:47	83	1:28:54	77	1:29:44	79			2:07:16		
						3:08	85	58:07	56	0:50	=78	37:32	64			
<b>12</b>		<b>USA</b>	<b>USA</b>	<b>59:04</b>	<b>11</b>	<b>1:05:29</b>	<b>11</b>	<b>3:58:35</b>	<b>12</b>	<b>4:00:28</b>	<b>12</b>			<b>5:42:27</b>	<b>+28:57</b>	
						<b>6:25</b>	<b>11</b>	<b>2:53:06</b>	<b>12</b>	<b>1:53</b>	<b>13</b>	<b>1:41:59</b>	<b>11</b>			
	48	STERGHOS Nicholas		18:48	38	20:46	36	1:17:13	39	1:17:53	40			1:49:56		
						1:58	=21	56:27	=32	0:40	=58	32:03	19			
	47	BISCHOFF Joel		19:16	49	21:35	47	1:20:39	51	1:21:17	53			1:55:39		
						2:19	56	59:04	71	0:38	=52	34:22	42			
	46	WERNECKE Connor		21:00	58	23:08	56	1:20:43	58	1:21:18	56			1:56:52		
						2:08	46	57:35	45	0:35	=33	35:34	=51			
<b>13</b>		<b>ESP</b>	<b>ESP</b>	<b>1:04:09</b>	<b>14</b>	<b>1:10:54</b>	<b>14</b>	<b>4:04:27</b>	<b>13</b>	<b>4:06:09</b>	<b>13</b>			<b>5:52:33</b>	<b>+39:03</b>	
						<b>6:45</b>	<b>13</b>	<b>2:53:33</b>	<b>13</b>	<b>1:42</b>	<b>=7</b>	<b>1:46:24</b>	<b>13</b>			
	23	RODRIGUEZ VALENCIA Alberto		20:59	56	23:16	58	1:20:38	49	1:21:13	50			1:56:33		
						2:17	55	57:22	42	0:35	=33	35:20	50			
	25	CERRO TORRE Esteban		20:18	52	22:34	52	1:20:36	48	1:21:07	47			1:57:51		
						2:16	=52	58:02	53	0:31	=14	36:44	61			
	22	DOMINGUEZ GARCIA Nicolas		22:52	69	25:04	69	1:23:13	66	1:23:49	63			1:58:09		
						2:12	49	58:09	57	0:36	=40	34:20	41			
<b>14</b>		<b>ECU</b>	<b>ECU</b>	<b>1:04:24</b>	<b>15</b>	<b>1:10:46</b>	<b>13</b>	<b>4:04:32</b>	<b>14</b>	<b>4:06:23</b>	<b>14</b>			<b>5:54:56</b>	<b>+41:26</b>	
						<b>6:22</b>	<b>10</b>	<b>2:53:46</b>	<b>14</b>	<b>1:51</b>	<b>12</b>	<b>1:48:33</b>	<b>14</b>			
	81	ERAZO VILLARREAL Oscar Efrén		20:21	54	22:35	53	1:20:40	53	1:21:10	49			1:57:08		
						2:14	51	58:05	=54	0:30	=10	35:58	55			
	82	PENA MANOSALVAS Alann David		23:00	70	24:58	67	1:23:10	64	1:23:55	65			1:58:10		
						1:58	=21	58:12	59	0:45	=69	34:15	40			
	79	ROSADO SOLIS Freddy Andres		21:03	60	23:13	57	1:20:42	56	1:21:18	55			1:59:38		
						2:10	=47	57:29	43	0:36	=40	38:20	71			
<b>15</b>		<b>INA</b>	<b>INA</b>	<b>1:06:44</b>	<b>16</b>	<b>1:14:25</b>	<b>16</b>	<b>4:08:31</b>	<b>16</b>	<b>4:10:27</b>	<b>16</b>			<b>6:01:24</b>	<b>+47:54</b>	
						<b>7:41</b>	<b>16</b>	<b>2:54:06</b>	<b>15</b>	<b>1:56</b>	<b>15</b>	<b>1:50:57</b>	<b>16</b>			
	7	FACHRI Andi Gumilang Lawello		19:30	50	21:58	50	1:20:43	59	1:21:22	58			1:58:48		
						2:28	=67	58:45	68	0:39	=55	37:26	63			
	8	FIRMAN Muhammad Ahlul		21:00	57	23:32	60	1:20:42	57	1:21:22	57			1:59:19		
						2:32	70	57:10	40	0:40	=58	37:57	67			
	10	RIDWAN Muhammad		26:14	80	28:55	79	1:27:06	74	1:27:43	73			2:03:17		
						2:41	=73	58:11	58	0:37	=45	35:34	=51			



WUHAN 2019  
7th CISM Military World Games

Jiangxia District Liangzihu Lake Triathlon Venue  
江夏梁子湖铁人三项场地

SUN 27 OCT 2019  
Start Time 10:00

Triathlon  
铁人三项  
Elites Men Team  
精英组男子团体  
Final  
决赛



## Results (Team)

成绩公告 (团体)

As of SUN 27 OCT 2019

Rk	Race No	Name	Nation	Swim (1.5km)		Trans.1		Bike (40.0km)		Trans.2		Run (10.0km)		Total Time	Time Diff	Penalties
				Time	Rk	Time	Rk	Time	Rk	Time	Rk	Time	Rk			
16		IRI	IRI	1:02:39	12	1:09:39	12	4:07:04	15	4:09:04	15			6:03:25	+49:55	
	21	ABBASNEJAD Ali		19:52	51	22:13	51	1:20:39	50	1:21:16	52			1:56:20		
						2:21	=57	58:26	63	0:37	=45	35:04	48			
	19	MOTAMEDI SHALAMZARI Seyedasaber		19:15	48	21:38	48	1:20:39	52	1:21:14	51			2:02:20		
						2:23	=59	59:01	70	0:35	=33	41:06	75			
	20	RAHMANI Jamal		23:32	71	25:48	70	1:25:46	69	1:26:34	70			2:04:45		
						2:16	=52	59:58	77	0:48	=74	38:11	69			
17		CAN	CAN	1:07:07	17	1:15:22	17	4:12:27	17	4:14:52	17			6:03:41	+50:11	
						8:15	17	2:57:05	16	2:25	17	1:48:49	15			
	87	LACOMBE David Michel		22:17	67	25:01	68	1:23:14	67	1:23:56	66			2:00:15		
						2:44	77	58:13	60	0:42	63	36:19	58			
	89	REYNOLDS Philippe Gregory		23:45	73	26:31	74	1:25:54	72	1:26:44	71			2:01:12		
						2:46	79	59:23	=72	0:50	=78	34:28	43			
	88	BELANGER MELANCON Pierre Luc		21:05	61	23:50	62	1:23:19	68	1:24:12	68			2:02:14		
						2:45	78	59:29	76	0:53	80	38:02	68			
18		KUW	KUW	1:21:18	18	1:30:04	18	4:46:28	18	4:49:14	18			7:01:04	+1:47:34	
						8:46	18	3:16:24	18	2:46	18	2:11:50	18			
	12	ALDUWAISAN Saleh		26:29	81	29:25	80	1:28:52	75	1:29:35	75			2:12:38		
						2:56	=82	59:27	75	0:43	=64	43:03	79			
	14	ALDAHMELI Abdulrahman		28:00	84	30:56	84	1:35:36	82	1:36:22	81			2:18:35		
						2:56	=82	1:04:40	81	0:46	73	42:13	77			
	13	ALNASHMI Eisa		26:49	82	29:43	81	1:42:00	84	1:43:17	83			2:29:51		
						2:54	81	1:12:17	84	1:17	82	46:34	83			
		KOR	KOR											4:29:30	+0:00	
	15	HA Taegyeong		23:51	75	26:18	72	1:28:53	76	1:29:41	76			2:14:45		
						2:27	=65	1:02:35	80	0:48	=74	45:04	81			
	16	LEE Gi Yeop		26:10	79	28:47	78	1:28:54	78	1:29:43	78			2:14:45		
						2:37	71	1:00:07	78	0:49	77	45:02	80			
		SWE	SWE											2:04:25	+0:00	
	32	PAALSSON Max		24:18	76	27:10	75	1:25:52	71	1:26:47	72			2:04:25		
						2:52	80	58:42	66	0:55	81	37:38	65			

Participants						Air Temperature [°C]	Water Temperature [°C]	Wet Suit Allowed
Number of Entries / Nations	Finished	LAP	DNF	DSQ	DNS			
20 / 20	18					17.6	17.9	Yes

Diff	Difference	No	Number	Rk	Rank	Trans	Transation
------	------------	----	--------	----	------	-------	------------



## Results (Team)

### 成绩公告 (团体)

As of SUN 27 OCT 2019

Rk	Race No	Name	Nation	Swim (1.5km)		Trans.1		Bike (40.0km)		Trans.2		Run (10.0km)		Total Time	Time Diff	Penalties
				Time	Rk	Time	Rk	Time	Rk	Time	Rk	Time	Rk			
<b>1</b>	<b>BRA</b>	<b>BRA</b>	<b>58:22</b>	<b>3</b>	<b>1:04:43</b>	<b>3</b>	<b>4:03:15</b>	<b>2</b>	<b>4:04:54</b>	<b>3</b>			<b>5:51:09</b>	<b>+0:00</b>		
					<b>6:21</b>	<b>3</b>	<b>2:58:32</b>	<b>1</b>	<b>1:39</b>	<b>=2</b>	<b>1:46:15</b>	<b>1</b>				
	26	LOPES Vittoria		18:30	1	20:38	2	1:20:19	2	1:20:51	3		1:56:44			
					2:08	16	59:41	11	0:32	=11	35:53	=9				
	23	DUARTE Luisa		19:53	12	21:59	13	1:21:29	14	1:22:01	13		1:56:59			
					2:06	=8	59:30	6	0:32	=11	34:58	3				
	22	NERES Beatriz		19:59	18	22:06	17	1:21:27	12	1:22:02	14		1:57:26			
					2:07	=11	59:21	2	0:35	=26	35:24	6				
<b>2</b>	<b>RUS</b>	<b>RUS</b>	<b>57:09</b>	<b>1</b>	<b>1:03:24</b>	<b>1</b>	<b>4:02:08</b>	<b>1</b>	<b>4:03:50</b>	<b>1</b>			<b>5:51:19</b>	<b>+0:10</b>		
					<b>6:15</b>	<b>1</b>	<b>2:58:44</b>	<b>2</b>	<b>1:42</b>	<b>4</b>	<b>1:47:29</b>	<b>4</b>				
	18	DANILOVA Elena		20:02	21	22:04	16	1:21:26	10	1:21:59	10		1:56:33			
					2:02	4	59:22	3	0:33	=17	34:34	2				
	21	ABROSIMOVA Anastasiia		18:35	5	20:41	4	1:20:21	5	1:20:56	5		1:57:16			
					2:06	=8	59:40	10	0:35	=26	36:20	12				
	16	GORBUNOVA Anastasiia		18:32	3	20:39	3	1:20:21	4	1:20:55	4		1:57:30			
					2:07	=11	59:42	=12	0:34	=24	36:35	15				
<b>3</b>	<b>CHN</b>	<b>CHN</b>	<b>58:08</b>	<b>2</b>	<b>1:04:24</b>	<b>2</b>	<b>4:03:17</b>	<b>3</b>	<b>4:04:50</b>	<b>2</b>			<b>5:52:01</b>	<b>+0:52</b>		
					<b>6:16</b>	<b>2</b>	<b>2:58:53</b>	<b>3</b>	<b>1:33</b>	<b>1</b>	<b>1:47:11</b>	<b>3</b>				
	8	ZHANG Yi		19:39	9	21:46	8	1:21:28	13	1:22:00	11		1:57:06			
					2:07	=11	59:42	=12	0:32	=11	35:06	5				
	9	WEI Wen		18:32	4	20:44	5	1:20:20	3	1:20:50	2		1:57:14			
					2:12	=17	59:36	9	0:30	=4	36:24	14				
	11	WU Qing		19:57	13	21:54	10	1:21:29	16	1:22:00	12		1:57:41			
					1:57	2	59:35	=7	0:31	=7	35:41	=7				
<b>4</b>	<b>POL</b>	<b>POL</b>	<b>1:01:17</b>	<b>4</b>	<b>1:07:50</b>	<b>4</b>	<b>4:09:45</b>	<b>4</b>	<b>4:11:24</b>	<b>4</b>			<b>5:58:26</b>	<b>+7:17</b>		
					<b>6:33</b>	<b>4</b>	<b>3:01:55</b>	<b>4</b>	<b>1:39</b>	<b>=2</b>	<b>1:47:02</b>	<b>2</b>				
	38	JERZYK Agnieszka		20:04	22	22:11	18	1:21:27	11	1:22:03	16		1:57:03			
					2:07	=11	59:16	1	0:36	30	35:00	4				
	41	SLUPEK Roksana		19:37	8	21:56	12	1:23:30	17	1:24:01	17		2:00:22			
					2:19	=25	1:01:34	19	0:31	=7	36:21	13				
	37	LAGOWNIK Marta		21:36	27	23:43	27	1:24:48	23	1:25:20	22		2:01:01			
					2:07	=11	1:01:05	18	0:32	=11	35:41	=7				
<b>5</b>	<b>USA</b>	<b>USA</b>	<b>1:05:09</b>	<b>5</b>	<b>1:13:02</b>	<b>5</b>	<b>4:24:55</b>	<b>5</b>	<b>4:27:00</b>	<b>5</b>			<b>6:29:20</b>	<b>+38:11</b>		
					<b>7:53</b>	<b>6</b>	<b>3:11:53</b>	<b>5</b>	<b>2:05</b>	<b>6</b>	<b>2:02:20</b>	<b>5</b>				
	31	GROTON Teresa		20:04	23	22:28	24	1:24:46	19	1:25:23	25		2:06:39			
					2:24	=30	1:02:18	22	0:37	=31	41:16	=34				
	30	BOCHNER Elizabeth		23:28	34	26:03	35	1:30:05	34	1:30:53	34		2:10:49			
					2:35	=36	1:04:02	29	0:48	40	39:56	30				
	29	PARIS Maia		21:37	29	24:31	31	1:30:04	31	1:30:44	32		2:11:52			
					2:54	41	1:05:33	35	0:40	=36	41:08	33				



## Results (Team)

### 成绩公告 (团体)

As of SUN 27 OCT 2019

Rk	Race No	Name	Nation	Swim (1.5km)		Trans.1		Bike (40.0km)		Trans.2		Run (10.0km)		Total Time	Time Diff	Penalties
				Time	Rk	Time	Rk	Time	Rk	Time	Rk	Time	Rk			
6		<b>BEL</b>	<b>BEL</b>	1:10:43	6	1:18:26	6	4:33:47	6	4:35:45	6			6:41:41	+50:32	
	32	CHRETIEN Sophie		22:12	32	24:53	32	1:30:02	29	1:30:34	29			2:10:39		
	34	DAMMEKENS Mandy		25:14	37	27:41	37	1:33:40	37	1:34:13	37			2:13:54		
	33	MOMMEN Ines		23:17	33	25:52	33	1:30:05	33	1:30:58	35			2:17:08		
		<b>SUI</b>	<b>SUI</b>											3:54:28	+0:00	
	27	ANNEN Jolanda		19:30	6	21:34	7	1:21:26	9	1:21:55	7			1:56:16		
	28	KOENIG Alissa Melanie		19:32	7	21:31	6	1:21:25	8	1:21:56	8			1:58:12		
		<b>FRA</b>	<b>FRA</b>											3:57:23	+0:00	
	1	GAUTIER Mathilde		19:57	14	22:01	15	1:21:25	7	1:21:55	6			1:57:48		
	2	GUERARD Justine		19:57	15	22:01	14	1:21:25	6	1:21:58	9			1:59:35		
		<b>SWE</b>	<b>SWE</b>											4:47:05	+0:00	
	5	AUGUSTSSON Caroline		26:37	40	29:01	38	1:33:40	38	1:34:19	39			2:17:13		
	4	JESSEN Cecilia		26:33	39	29:09	40	1:42:47	40	1:43:29	41			2:29:52		
		<b>ESP</b>	<b>ESP</b>											2:09:45	+0:00	
	6	PASTOR SOPELANA Loreto		23:41	36	26:01	34	1:30:04	32	1:30:37	31			2:09:45		

Participants						Air Temperature [°C]	Water Temperature [°C]	Wet Suit Allowed
Number of Entries / Nations	Finished	LAP	DNF	DSQ	DNS			
10 / 10	6					17.6	18	Yes

Legend:	Diff	Difference	No	Number	Rk	Rank	Trans	Transation
---------	------	------------	----	--------	----	------	-------	------------



### Results (Mixed Team)

#### 成绩公告 (混合团体)

As of SUN 27 OCT 2019

Rk	Race No	Name	Nation	Swim (1.5km)		Trans.1		Bike (40.0km)		Trans.2		Run (10.0km)		Total Time	Time Diff	Penalties
				Time	Rk	Time	Rk	Time	Rk	Time	Rk	Time	Rk			
<b>1</b>		<b>RUS</b>	<b>RUS</b>	<b>46:21</b>	<b>3</b>	<b>51:15</b>	<b>3</b>	<b>3:09:54</b>	<b>1</b>	<b>3:11:18</b>	<b>1</b>			<b>4:33:18</b>		
						<b>4:53</b>	<b>1</b>	<b>2:18:39</b>	<b>1</b>	<b>1:23</b>	<b>4</b>	<b>1:22:00</b>	<b>1</b>			
	18	DANILOVA Elena	W	20:02	21	22:04	16	1:21:26	10	1:21:59	10			1:56:33		
						2:02	4	59:22	3	0:33	=17	34:34	2			
	2	POLYANSKIY Igor	M	17:21	2	19:19	5	1:11:50	1	1:12:18	3			1:43:33		
						1:58	=21	52:31	=2	0:28	=3	31:15	9			
	6	POLYANSKIY Dmitry	M	17:26	7	19:17	2	1:11:52	7	1:12:33	8			1:44:32		
						1:51	=3	52:35	7	0:41	=61	31:59	17			
	4	BRIUKHANKOV Aleksandr M		17:52	25	19:46	23	1:13:15	18	1:13:47	13			1:45:25		
						1:54	=8	53:29	17	0:32	=21	31:38	12			
<b>2</b>		<b>BRA</b>	<b>BRA</b>	<b>45:10</b>	<b>1</b>	<b>50:14</b>	<b>1</b>	<b>3:10:10</b>	<b>2</b>	<b>3:11:40</b>	<b>2</b>			<b>4:34:59</b>	<b>+1:41</b>	
						<b>5:04</b>	<b>3</b>	<b>2:19:56</b>	<b>4</b>	<b>1:29</b>	<b>8</b>	<b>1:23:19</b>	<b>4</b>			
	26	LOPES Vittoria	W	18:30	1	20:38	2	1:20:19	2	1:20:51	3			1:56:44		
						2:08	16	59:41	11	0:32	=11	35:53	=9			
	42	WILLY Kaue	M	17:46	22	19:45	22	1:13:13	10	1:13:49	17			1:45:07		
						1:59	=26	53:28	=15	0:36	=40	31:18	11			
	41	SCLEBIN Diogo	M	17:46	21	19:43	19	1:13:15	20	1:13:54	24			1:45:11		
						1:57	=18	53:32	=20	0:39	=55	31:17	10			
	39	DINIZ Matheus	M	17:48	23	19:44	21	1:13:15	17	1:13:55	26			1:46:13		
						1:56	=15	53:31	19	0:40	=58	32:18	21			
<b>3</b>		<b>CHN</b>	<b>CHN</b>	<b>45:59</b>	<b>2</b>	<b>51:04</b>	<b>2</b>	<b>3:10:42</b>	<b>3</b>	<b>3:12:08</b>	<b>3</b>			<b>4:35:23</b>	<b>+2:05</b>	
						<b>5:05</b>	<b>4</b>	<b>2:19:37</b>	<b>2</b>	<b>1:26</b>	<b>7</b>	<b>1:23:14</b>	<b>3</b>			
	8	ZHANG Yi	W	19:39	9	21:46	8	1:21:28	13	1:22:00	11			1:57:06		
						2:07	=11	59:42	=12	0:32	=11	35:06	5			
	56	LI Mingxu	M	17:38	14	19:41	15	1:13:17	25	1:13:50	21			1:44:57		
						2:03	=37	53:36	24	0:33	=24	31:07	8			
	58	BAI Faquan	M	17:41	16	19:34	13	1:13:18	29	1:14:03	29			1:45:47		
						1:53	=6	53:44	=26	0:45	=69	31:44	13			
	59	XU Zheng	M	17:22	3	19:22	7	1:11:53	8	1:12:24	7			1:45:50		
						2:00	=30	52:31	=2	0:31	=14	33:26	33			
<b>4</b>		<b>FRA</b>	<b>FRA</b>	<b>46:45</b>	<b>5</b>	<b>51:39</b>	<b>5</b>	<b>3:11:53</b>	<b>5</b>	<b>3:13:05</b>	<b>5</b>			<b>4:35:37</b>	<b>+2:19</b>	
						<b>4:54</b>	<b>2</b>	<b>2:20:13</b>	<b>5</b>	<b>1:12</b>	<b>1</b>	<b>1:22:32</b>	<b>2</b>			
	1	GAUTIER Mathilde	W	19:57	14	22:01	15	1:21:25	7	1:21:55	6			1:57:48		
						2:04	=5	59:24	=4	0:30	=4	35:53	=9			
	27	le CORRE Pierre	M	17:23	5	19:13	1	1:11:51	2	1:12:17	1			1:42:21		
						1:50	=1	52:38	8	0:26	=1	30:04	=1			
	26	CONINX Dorian	M	17:27	8	19:18	3	1:11:52	6	1:12:23	5			1:42:27		
						1:51	=3	52:34	6	0:31	=14	30:04	=1			
	29	PIETRERA Thomas	M	18:46	36	20:46	37	1:17:13	38	1:17:41	31			1:50:51		
						2:00	=30	56:27	=32	0:28	=3	33:10	30			

## Results (Mixed Team)

### 成绩公告 (混合团体)

As of SUN 27 OCT 2019

Rk	Race No	Name	Nation	Swim (1.5km)		Trans.1		Bike (40.0km)		Trans.2		Run (10.0km)		Total Time	Time Diff	Penalties
				Time	Rk	Time	Rk	Time	Rk	Time	Rk	Time	Rk			
<b>5</b>		<b>POL</b>	<b>POL</b>	<b>46:25</b>	<b>4</b>	<b>51:35</b>	<b>4</b>	<b>3:11:19</b>	<b>4</b>	<b>3:12:44</b>	<b>4</b>			<b>4:37:15</b>	<b>+3:57</b>	
	38	JERZYK Agnieszka	W	20:04	22	22:11	18	1:21:27	11	1:22:03	16			1:57:03		
	76	OLIWA Michal	M	17:31	12	19:30	11	1:13:16	24	1:13:47	12			1:45:59		
	77	BREMBOR Tomasz	M	17:43	17	19:44	20	1:13:14	15	1:13:48	15			1:46:37		
	78	STEPNIAK Kacper	M	17:29	10	19:35	14	1:13:15	16	1:13:47	14			1:47:49		
						2:07	=11	59:16	1	0:36	30	35:00	4			
						1:59	=26	53:46	=28	0:31	=14	32:12	20			
						2:01	32	53:30	18	0:34	=29	32:49	28			
						2:06	45	53:40	25	0:32	=21	34:02	38			
<b>6</b>		<b>BEL</b>	<b>BEL</b>	<b>49:04</b>	<b>6</b>	<b>54:47</b>	<b>6</b>	<b>3:21:11</b>	<b>6</b>	<b>3:22:31</b>	<b>6</b>			<b>4:50:48</b>	<b>+17:30</b>	
	32	CHRETIEN Sophie	W	22:12	32	24:53	32	1:30:02	29	1:30:34	29			2:10:39		
	63	van RIEL Marten	M	17:25	6	19:21	6	1:11:52	5	1:12:18	2			1:42:23		
	65	de HERTOOG Kjell	M	17:44	19	19:57	26	1:13:16	21	1:13:57	27			1:48:31		
	62	de CUYPER Simon	M	18:35	32	20:30	31	1:17:11	34	1:17:39	30			1:49:24		
						2:41	40	1:05:09	34	0:32	=11	40:05	31			
						1:56	=15	52:31	=2	0:26	=1	30:05	3			
						2:13	50	53:19	=11	0:41	=61	34:34	44			
						1:55	=11	56:41	39	0:28	=3	31:45	14			
<b>7</b>		<b>ESP</b>	<b>ESP</b>	<b>55:45</b>	<b>8</b>	<b>1:01:28</b>	<b>8</b>	<b>3:32:17</b>	<b>8</b>	<b>3:33:41</b>	<b>8</b>			<b>5:06:01</b>	<b>+32:43</b>	
	6	PASTOR SOPELANA Loreto W	W	23:41	36	26:01	34	1:30:04	32	1:30:37	31			2:09:45		
	23	RODRIGUEZ VALENCIA Alberto M	M	20:59	56	23:16	58	1:20:38	49	1:21:13	50			1:56:33		
	25	CERRO TORRE Esteban M	M	20:18	52	22:34	52	1:20:36	48	1:21:07	47			1:57:51		
	22	DOMINGUEZ GARCIA Nicolas M	M	22:52	69	25:04	69	1:23:13	66	1:23:49	63			1:58:09		
						2:20	=28	1:04:03	30	0:33	=17	39:08	25			
						2:17	55	57:22	42	0:35	=33	35:20	50			
						2:16	=52	58:02	53	0:31	=14	36:44	61			
						2:12	49	58:09	57	0:36	=40	34:20	41			
<b>8</b>		<b>GER</b>	<b>GER</b>	<b>52:09</b>	<b>7</b>	<b>57:56</b>	<b>7</b>	<b>3:29:17</b>	<b>7</b>	<b>3:30:37</b>	<b>7</b>			<b>5:06:41</b>	<b>+33:23</b>	
	15	AUGUSTIN Eva	W	23:38	35	26:17	36	1:33:40	36	1:34:09	36			2:19:36		
	66	BREINLINGER Jonas	M	17:20	1	19:19	4	1:11:51	3	1:12:24	6			1:44:55		
	67	WIMMER Robert	M	19:11	46	21:05	43	1:18:47	43	1:19:24	45			1:51:45		
	71	ZAPPE Vincent Korbinian M	M	20:32	55	22:55	55	1:20:36	47	1:21:09	48			1:57:30		
						5:47	8	2:31:20	8	1:20	3	1:36:03	8			
						2:39	39	1:07:23	39	0:29	=1	45:27	38			
						1:59	=26	52:32	5	0:33	=24	32:31	24			
						1:54	=8	57:42	48	0:37	=45	32:21	22			
						2:23	=59	57:41	47	0:33	=24	36:21	59			



WUHAN 2019  
7th CISM Military World Games

Jiangxia District Liangzihu Lake Triathlon Venue  
江夏梁子湖铁人三项场地

SUN 27 OCT 2019  
Start Time 12:30

Triathlon  
铁人三项  
Elites Mixed Team  
精英组混合团体  
Final  
决赛



## Results (Mixed Team)

成绩公告 (混合团体)

As of SUN 27 OCT 2019

Rk	Race No	Name	Nation	Swim (1.5km)		Trans.1		Bike (40.0km)		Trans.2		Run (10.0km)		Total Time	Time Diff	Penalties
				Time	Rk	Time	Rk	Time	Rk	Time	Rk	Time	Rk			
9		CAN	CAN	1:00:05	9	1:06:44	9	3:39:54	9	3:41:44	9			5:22:02	+48:44	
						6:38	9	2:33:10	9	1:49	9	1:40:18	9			
14		KILTZ Carmen Alexandra	W	26:32	38	29:03	39	1:33:41	39	1:34:18	38			2:20:12		
						2:31	34	1:04:38	32	0:37	=31	45:54	39			
87		LACOMBE David Michel	M	22:17	67	25:01	68	1:23:14	67	1:23:56	66			2:00:15		
						2:44	77	58:13	60	0:42	63	36:19	58			
89		REYNOLDS Philippe Gregory	M	23:45	73	26:31	74	1:25:54	72	1:26:44	71			2:01:12		
						2:46	79	59:23	=72	0:50	=78	34:28	43			
88		BELANGER MELANCON Pierre Luc	M	21:05	61	23:50	62	1:23:19	68	1:24:12	68			2:02:14		
						2:45	78	59:29	76	0:53	80	38:02	68			
		<b>SWE</b>	<b>SWE</b>													
5		AUGUSTSSON Caroline	W	26:37	40	29:01	38	1:33:40	38	1:34:19	39			2:17:13		
						2:24	=30	1:04:39	33	0:39	=34	42:54	36			
32		PAALSSON Max	M	24:18	76	27:10	75	1:25:52	71	1:26:47	72			2:04:25		
						2:52	80	58:42	66	0:55	81	37:38	65			
		<b>ITA</b>	<b>ITA</b>													
35		MOLINARI Giulio	M	18:01	28	19:59	29	1:13:16	23	1:13:51	22			1:47:13		
						1:58	=21	53:17	10	0:35	=33	33:22	32			
34		STEINWANDTER Matthias	M	18:37	33	20:34	32	1:17:12	35	1:17:44	37			1:48:38		
						1:57	=18	56:38	38	0:32	=21	30:54	5			
33		de PONTI Massimo	M	18:37	35	20:39	34	1:17:12	37	1:17:47	38			1:51:32		
						2:02	=33	56:33	36	0:35	=33	33:45	=35			

Participants						Air Temperature [°C]	Water Temperature [°C]	Wet Suit Allowed
Number of Entries / Nations	Finished	LAP	DNF	DSQ	DNS			
11 / 11	9					17.6	18	Yes

Diff	Difference	No	Number	Rk	Rank	Trans	Transation
------	------------	----	--------	----	------	-------	------------



## Results (Individual)

### 成绩公告 (个人)

As of SUN 27 OCT 2019

Rk	Race No	Name	Nation	Swim (1.5km)		Trans.1		Bike (40.0km)		Trans.2		Run (10.0km)		Total Time	Time Diff	Penalties
				Time	Rk	Time	Rk	Time	Rk	Time	Rk	Time	Rk			
1	124	BOULE Alexandre	CAN	21:27	2	23:37	2	1:21:40	1	1:22:36	2			1:57:10	+0:00	
						2:10	=2	58:03	1	0:56	=23	34:34	1			
2	121	LAMBERT Laurent	FRA	21:37	3	24:00	3	1:24:21	6	1:25:00	9			1:59:58	+2:48	
						2:23	13	1:00:21	18	0:39	=7	34:58	2			
3	120	LANDREAU Antony	FRA	22:42	9	24:47	7	1:24:21	4	1:24:56	3			2:00:19	+3:09	
						2:05	1	59:34	14	0:35	=2	35:23	3			
4	128	SAJEVEC Peter	SLO	23:15	14	25:43	13	1:24:25	11	1:25:00	6			2:00:44	+3:34	
						2:28	=15	58:42	5	0:35	=2	35:44	5			
5	109	PARK Seongjea	KOR	22:41	8	24:53	9	1:24:23	8	1:25:14	14			2:00:51	+3:41	
						2:12	=4	59:30	12	0:51	21	35:37	4			
6	126	SIMPKIN David Michael	CAN	22:44	10	24:56	10	1:24:23	7	1:25:00	7			2:00:57	+3:47	
						2:12	=4	59:27	11	0:37	6	35:57	6			
7	106	EKSTROEM Marcus	SWE	23:57	17	26:15	15	1:24:24	10	1:24:58	4			2:01:26	+4:16	
						2:18	9	58:09	2	0:34	1	36:28	9			
8	105	AXELSSON Joakim	SWE	19:44	1	21:58	1	1:21:44	2	1:22:26	1			2:01:31	+4:21	
						2:14	8	59:46	15	0:42	=12	39:05	17			
9	101	MASON Jonathan	USA	22:49	12	25:02	11	1:24:19	3	1:25:00	8			2:01:38	+4:28	
						2:13	7	59:17	=9	0:41	11	36:38	10			
10	123	DIDIER William	BEL	22:09	6	24:37	5	1:24:25	12	1:25:00	5			2:02:05	+4:55	
						2:28	=15	59:48	16	0:35	=2	37:05	11			
11	129	NIELSEN Aksel	DEN	24:34	20	26:46	18	1:25:37	15	1:26:12	15			2:02:29	+5:19	
						2:12	=4	58:51	6	0:35	=2	36:17	8			
12	102	DUNKER Bryan	USA	21:38	4	24:08	4	1:24:26	13	1:25:08	12			2:03:12	+6:02	
						2:30	=19	1:00:18	17	0:42	=12	38:04	12			
13	125	LAMONTAGNE LACASSE Martin	CAN	22:40	7	24:50	8	1:24:21	5	1:25:03	10			2:03:24	+6:14	
						2:10	=2	59:31	13	0:42	=12	38:21	14			
14	104	ROTH Balazs	HUN	22:46	11	25:07	12	1:24:24	9	1:25:04	11			2:04:04	+6:54	
						2:21	=11	59:17	=9	0:40	=9	39:00	15			
15	108	KIM Dongwoo	KOR	23:42	15	26:12	14	1:24:31	14	1:25:11	13			2:04:24	+7:14	
						2:30	=19	58:19	3	0:40	=9	39:13	18			
16	115	RAZVAN Ene	ROU	25:55	22	28:33	23	1:27:35	19	1:28:33	18			2:07:35	+10:25	
						2:38	22	59:02	8	0:58	25	39:02	16			
17	127	KROMAR Damijan	SLO	24:52	21	27:13	21	1:25:38	16	1:26:17	16			2:07:50	+10:40	
						2:21	=11	58:25	4	0:39	=7	41:33	23			
18	110	LEE Suhong	KOR	26:09	23	28:29	22	1:27:30	18	1:28:24	17			2:08:06	+10:56	
						2:20	10	59:01	7	0:54	22	39:42	20			
19	116	DANY Papi	LUX	27:04	25	29:34	25	1:32:17	21	1:33:05	22			2:09:18	+12:08	
						2:30	=19	1:02:43	20	0:48	=18	36:13	7			
20	122	MAGGEN Kevin	BEL	22:09	5	24:38	6	1:32:18	22	1:33:00	21			2:11:17	+14:07	
						2:29	18	1:07:40	25	0:42	=12	38:17	13			



WUHAN 2019  
7th CISM Military World Games

Jiangxia District Liangzihu Lake Triathlon Venue  
江夏梁子湖铁人三项场地

SUN 27 OCT 2019  
Start Time 10:01

Triathlon  
铁人三项  
Seniors Men Individual  
成年组男子个人  
Final  
决赛



## Results (Individual)

成绩公告 (个人)

As of SUN 27 OCT 2019

Rk	Race No	Name	Nation	Swim (1.5km)		Trans.1		Bike (40.0km)		Trans.2		Run (10.0km)		Total Time	Time Diff	Penalties
				Time	Rk	Time	Rk	Time	Rk	Time	Rk	Time	Rk			
21	111	PEREZ RINCON Sergio Antonio	ESP	24:24	19	26:52	19	1:30:43	20	1:31:31	20			2:12:14	+15:04	
						2:28 =15		1:03:51	22	0:48 =18		40:43	22			
22	119	VUKOVIC Igor	SRB	27:43	26	30:56	27	1:34:09	23	1:34:52	23			2:15:16	+18:06	
						3:13	27	1:03:13	21	0:43	16	40:24	21			
23	114	NAZIRI Alireza	IRI	24:15	18	27:04	20	1:27:28	17	1:28:39	19			2:18:10	+21:00	
						2:49 =24		1:00:24	19	1:11	27	49:31	27			
24	103	GAJO Peter	HUN	29:25	28	32:14	28	1:39:47	26	1:40:32	26			2:20:05	+22:55	
						2:49 =24		1:07:33	24	0:45	17	39:33	19			
25	113	AKBARNEJADCHAPI Ahmad	IRI	27:50	27	30:56	26	1:37:12	25	1:38:01	24			2:22:01	+24:51	
						3:06	26	1:06:16	23	0:49	20	44:00	25			
26	117	SAVIC Darko	SRB	23:13	13	26:39	17	1:37:11	24	1:39:05	25			2:23:16	+26:06	
						3:26	29	1:10:32	27	1:54	28	44:11	26			
27	118	SOKOLOVSKI Igor	SRB	30:14	29	33:39	29	1:42:26	27	1:43:22	27			2:27:17	+30:07	
						3:25	28	1:08:47	26	0:56 =23		43:55	24			
28	112	MALAKI CHAPAR PORDI Morteza	IRI	26:20	24	29:08	24	1:46:58	28	1:48:06	28			2:41:52	+44:42	
						2:48	23	1:17:50	28	1:08	26	53:46	28			
	107	LAVEN Daniel	SWE	23:55	16	26:22	16							DNF		
						2:27	14									

Participants						Air Temperature [°C]	Water Temperature [°C]	Wet Suit Allowed
Number of Entries / Nations	Finished	LAP	DNF	DSQ	DNS			
29 / 14	28		1			17.6	17.9	Yes

<b>Legend:</b>							
<b>Diff</b>	Difference	<b>DNF</b>	Did not finish	<b>No</b>	Number	<b>Rk</b>	Rank
<b>Trans</b>	Transation						



WUHAN 2019  
7th CISM Military World Games

Jiangxia District Liangzihu Lake Triathlon Venue  
江夏梁子湖铁人三项场地

SUN 27 OCT 2019  
Start Time 12:30

Triathlon  
铁人三项  
Seniors Women Individual  
成年组女子个人  
Final  
决赛



## Results (Individual)

成绩公告 (个人)

As of SUN 27 OCT 2019

Rk	Race No	Name	Nation	Swim (1.5km)		Trans.1		Bike (40.0km)		Trans.2		Run (10.0km)		Total Time	Time Diff	Penalties
				Time	Rk	Time	Rk	Time	Rk	Time	Rk	Time	Rk			
1	50	COYLE Judith	USA	19:51	1	22:31	1	1:24:48	1	1:25:32	1			2:09:46	+0:00	
						2:40	=6	1:02:17	1	0:44	5	44:14	5			
2	48	QUINLAN Lesley Karen Dennice	CAN	23:02	3	25:35	3	1:30:03	2	1:30:37	2			2:11:02	+1:16	
						2:33	2	1:04:28	3	0:34	1	40:25	1			
3	46	POLONYINE DR SVED Krisztina Amelita	HUN	23:32	5	26:06	5	1:30:50	4	1:31:27	4			2:13:10	+3:24	
						2:34	3	1:04:44	4	0:37	3	41:43	3			
4	44	ARIAS NIETO Maria del Pilar	ESP	25:17	7	27:56	7	1:33:44	6	1:34:20	5			2:14:51	+5:05	
						2:39	=4	1:05:48	6	0:36	2	40:31	2			
5	45	FALGUERAS VELAZQUEZ Monica	ESP	26:23	9	28:49	8	1:33:41	5	1:34:30	6			2:16:45	+6:59	
						2:26	1	1:04:52	5	0:49	=7	42:15	4			
6	49	BOWMAN Andrea Janice	CAN	23:35	6	26:14	6	1:30:04	3	1:30:53	3			2:17:43	+7:57	
						2:39	=4	1:03:50	2	0:49	=7	46:50	7			
7	42	LUNDIN Anna	SWE	30:22	11	33:17	11	1:42:45	7	1:43:24	7			2:27:41	+17:55	
						2:55	9	1:09:28	7	0:39	4	44:17	6			
8	43	KRONQVIST Susanne Idensjoe	SWE	28:23	10	32:00	10	1:42:46	8	1:43:31	8			2:33:53	+24:07	
						3:37	11	1:10:46	8	0:45	6	50:22	8			
	51	HOPPER Christina	USA	21:36	2	24:29	2							DNF		
						2:53	8									
	47	DESMARAIS Catherine Marie Francine	CAN	23:25	4	26:05	4							DNF		
						2:40	=6									
	52	DUVIGNEAUD Nathalie	BEL	26:12	8	29:10	9							DNF		
						2:58	10									

Participants						Air Temperature [°C]	Water Temperature [°C]	Wet Suit Allowed
Number of Entries / Nations	Finished	LAP	DNF	DSQ	DNS			
11 / 6	8		3			17.6	18	Yes

Legend:							
Diff	Difference	DNF	Did not finish	No	Number	Rk	Rank
Trans	Transation						



## Results (Mixed Team) 成绩公告 (混合团体)

As of SUN 27 OCT 2019

Rk	Race No	Name	Nation	Swim (1.5km)		Trans.1		Bike (40.0km)		Trans.2		Run (10.0km)		Total Time	Time Diff	Penalties
				Time	Rk	Time	Rk	Time	Rk	Time	Rk	Time	Rk			
1		<b>CAN</b>	<b>CAN</b>	56:27	1	1:02:16	1	3:35:15	1	3:36:56	1			5:11:47		
						5:49	1	2:32:58	1	1:41	1	1:34:51	1			
48		QUINLAN Lesley Karen Dennice	W	23:02	3	25:35	3	1:30:03	2	1:30:37	2			2:11:02		
						2:33	2	1:04:28	3	0:34	1	40:25	1			
124		BOULE Alexandre	M	21:27	2	23:37	2	1:21:40	1	1:22:36	2			1:57:10		
						2:10	=2	58:03	1	0:56	=23	34:34	1			
126		SIMPKIN David Michael	M	22:44	10	24:56	10	1:24:23	7	1:25:00	7			2:00:57		
						2:12	=4	59:27	11	0:37	6	35:57	6			
125		LAMONTAGNE LACASSE Martin	M	22:40	7	24:50	8	1:24:21	5	1:25:03	10			2:03:24		
						2:10	=2	59:31	13	0:42	=12	38:21	14			
		<b>SWE</b>	<b>SWE</b>													
42		LUNDIN Anna	W	30:22	11	33:17	11	1:42:45	7	1:43:24	7			2:27:41		
						2:55	9	1:09:28	7	0:39	4	44:17	6			
106		EKSTROEM Marcus	M	23:57	17	26:15	15	1:24:24	10	1:24:58	4			2:01:26		
						2:18	9	58:09	2	0:34	1	36:28	9			
105		AXELSSON Joakim	M	19:44	1	21:58	1	1:21:44	2	1:22:26	1			2:01:31		
						2:14	8	59:46	15	0:42	=12	39:05	17			
		<b>HUN</b>	<b>HUN</b>													
46		POLONYINE DR SVED Krisztina Amelita	W	23:32	5	26:06	5	1:30:50	4	1:31:27	4			2:13:10		
						2:34	3	1:04:44	4	0:37	3	41:43	3			
104		ROTH Balazs	M	22:46	11	25:07	12	1:24:24	9	1:25:04	11			2:04:04		
						2:21	=11	59:17	=9	0:40	=9	39:00	15			
103		GAJO Peter	M	29:25	28	32:14	28	1:39:47	26	1:40:32	26			2:20:05		
						2:49	=24	1:07:33	24	0:45	17	39:33	19			

Participants						Air Temperature [°C]	Water Temperature [°C]	Wet Suit Allowed
Number of Entries / Nations	Finished	LAP	DNF	DSQ	DNS			
3 / 3	1					17.6	18	Yes

Legend:	Diff	Difference	No	Number	Rk	Rank	Trans	Transation
---------	------	------------	----	--------	----	------	-------	------------



### Medallists by Event

奖牌获得者(按项目排列)

As of SAT 26 OCT 2019 at 21:57

**AFTER 2 OF 2 EVENTS**

Event	Date	Medal	Name	Nation
Men	SAT 31 AUG	GOLD	WU Yiwen	CHN
			TANG Chuanhang	
			MIAO Ruantong	
			ZHONG Weijun	
			ZHANG Zhejia	
			YUAN Dangyi	
			LI Muzi	
			DU Haoyu	
			JIANG Chuan	
			MAO Tianyi (C)	
			LIU Libin	
			MA Xiaoteng (L)	
			SILVER	
		JEONG Seonghyeon (L)		
		OH Jaeseong		
		HWANG Seungbin (C)		
		HEO Subong		
		HAM Hyeongjin		
		KIM Jaehwi		
		KIM Sungmin		
		KIM Donghun		
		EOM Yunsik		
		AHN Woojae		
		BAE Inho		
		BRONZE	MUHAMMAD YASEEN	PAK
			HAMID YAZMAN	
			ASIF NADEEM	
			ABU ZAR	
			FAROOQ HAIDER	
			MUBASHAR RAZA (C)	
AFAQ KHAN				
ANWAR KHAN				
MUHAMMAD USMAN (L)				



### Medallists by Event

奖牌获得者(按项目排列)

As of SAT 26 OCT 2019 at 21:57

Event	Date	Medal	Name	Nation
Women	SAT 31 AUG	GOLD	CIDRAO Sonaly	BRA
			Juliana Amanda	
			COLOMBO Renata	
			CASSEMIRO Mariana	
			GONZAGA Welissa (L)	
			DULLIUS Valquiria	
			BRAGA Ellen	
			SANTOS Carla	
			MALINVERNO Angelica (C)	
			HELDES Priscila	
			SILVA Mayhara	
			CARRIJO Juliana	
		SILVER	YANG Yi	CHN
			YUAN Xinyue	
			WANG Yunlu	
			YANG Junjing	
			LIU Yanhan (C)	
			ZHOU Yujie	
			GAO Yi	
			DUAN Fang	
			CHEN Xintong	
			OUYANG Xixi	
			HUANG Liuyan (L)	
			LI Yingying	
		BRONZE	KIM Un Jong	PRK
			CHOE Pok Hyang	
			RIM Hyang	
			JU Un Hyang	
			PYON Rim Hyang	
			SON Hyang Mi	
			JONG Song Hui (L)	
			CHOE Su Jong	
			JONG Jin Sim (C)	
KIM Hyon Ju				
RI Ra Hyang				
KIM Hong Hwa				



## Results Table - Final Round

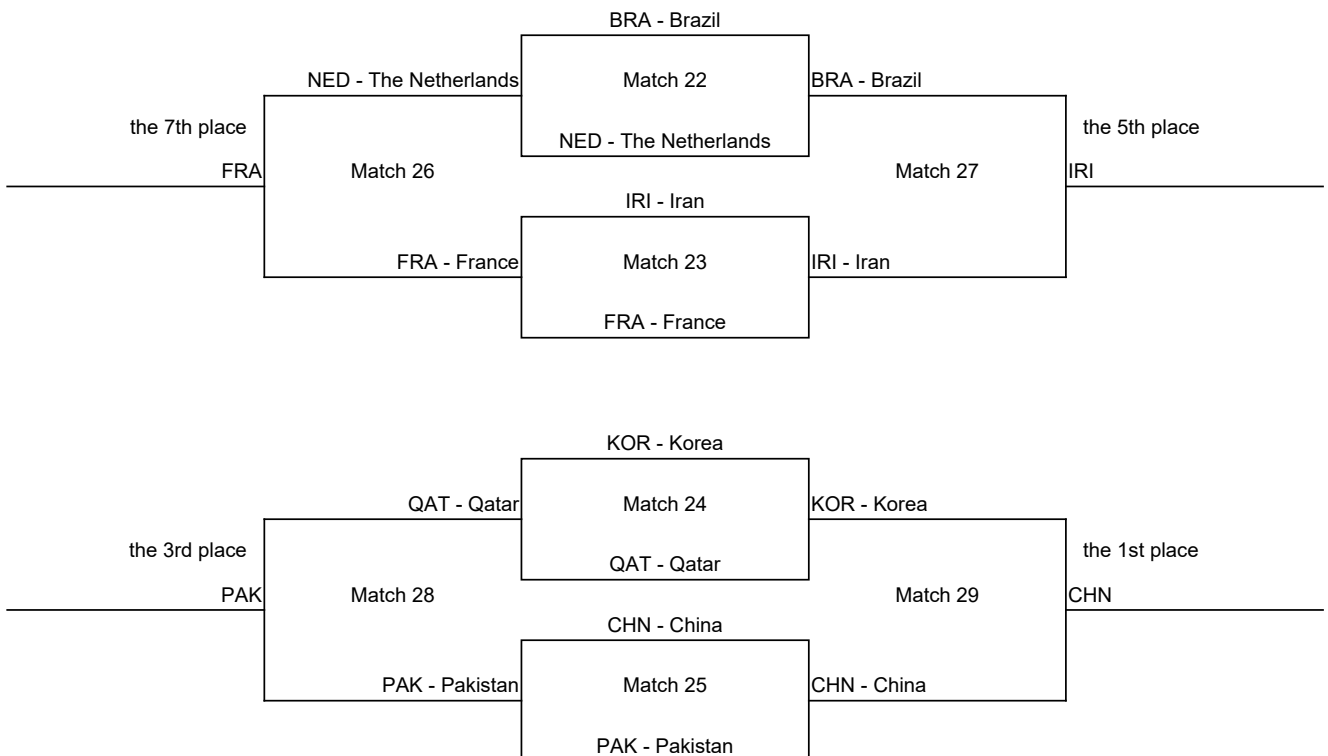
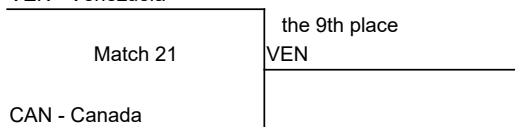
### 决赛阶段成绩汇总

As of SAT 26 OCT 2019 at 22:30

Match No	Phase	Date	Teams	Sets	Points per set					Total Points	Match Duration	Spectators
					1	2	3	4	5			
22	Semifinals	25 OCT 2019	BRA vs NED	3 - 0	25-12	25-14	25-11			75 - 37	1h	400
23	Semifinals	25 OCT 2019	IRI vs FRA	3 - 0	25-15	25-18	25-18			75 - 51	1h13	700
24	Semifinals	25 OCT 2019	KOR vs QAT	3 - 1	25-18	25-21	14-25	25-18		89 - 82	1h46	350
25	Semifinals	25 OCT 2019	CHN vs PAK	3 - 0	27-25	25-15	25-19			77 - 59	1h15	3000
21	Finals	25 OCT 2019	VEN vs CAN	3 - 2	21-25	30-28	23-25	26-24	15-9	115 - 111	2h21	600
26	Finals	26 OCT 2019	NED vs FRA	2 - 3	15-25	25-22	25-21	16-25	5-15	86 - 108	1h50	500
27	Finals	26 OCT 2019	BRA vs IRI	0 - 3	20-25	18-25	23-25			61 - 75	1h27	1000
28	Finals	26 OCT 2019	QAT vs PAK	0 - 3	20-25	21-25	16-25			57 - 75	1h19	950
29	Finals	26 OCT 2019	KOR vs CHN	1 - 3	23-25	19-25	25-19	21-25		88 - 94	1h59	1550

Statistics of	Average match duration	Average spectators	Total spectators
Preliminary Round	1h28	886	17720
Final Round	1h34	1005	9050
Tournament	1h30	923	26770

VEN - Venezuela





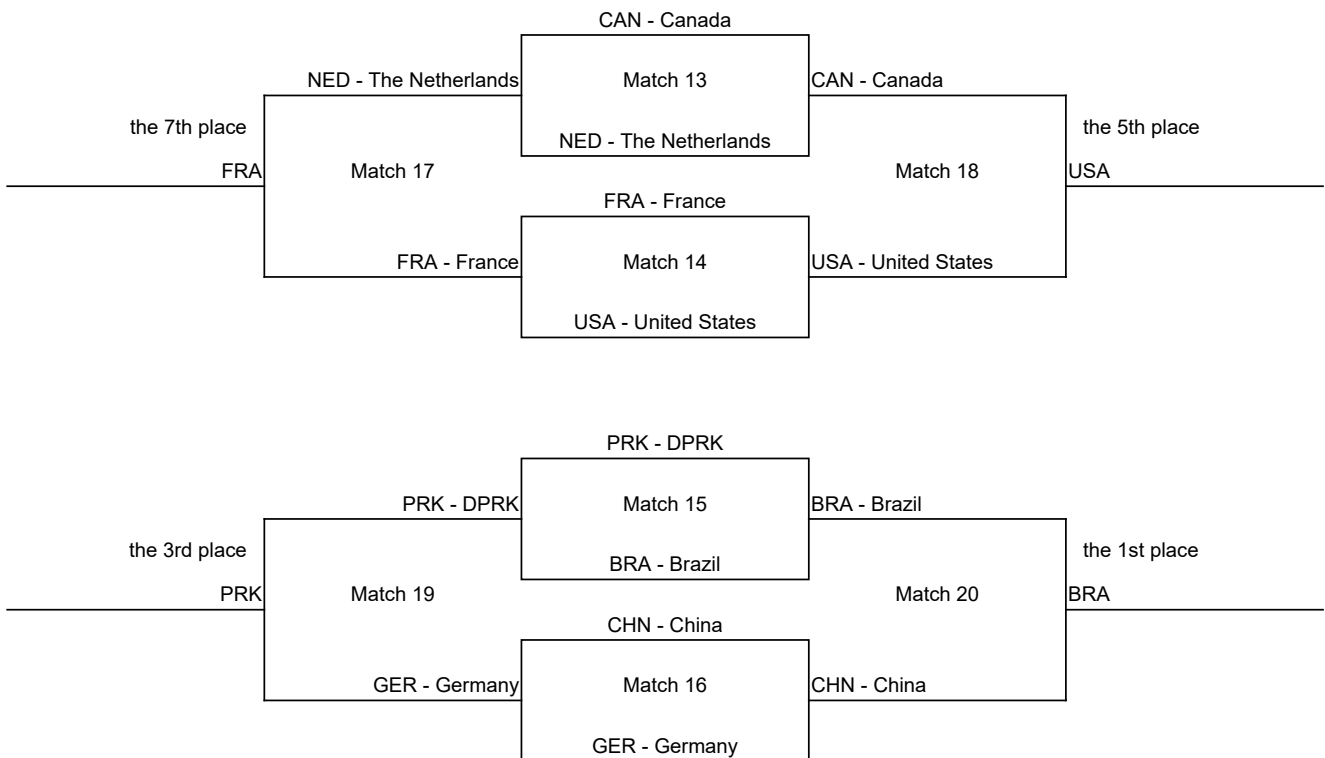
## Results Table - Final Round

### 决赛阶段成绩汇总

As of TUE 22 OCT 2019 at 22:10

Match No	Phase	Date	Teams	Sets	Points per set					Total Points	Match Duration	Spectators
					1	2	3	4	5			
13	Semifinals	21 OCT 2019	CAN vs NED	3 - 1	21-25	25-13	25-20	25-16		96 - 74	1h56	3500
14	Semifinals	21 OCT 2019	FRA vs USA	1 - 3	25-21	17-25	15-25	23-25		80 - 96	1h49	4500
15	Semifinals	21 OCT 2019	PRK vs BRA	1 - 3	25-19	14-25	23-25	16-25		78 - 94	1h52	3500
16	Semifinals	21 OCT 2019	CHN vs GER	3 - 0	25-12	25-8	25-9			75 - 29	1h3	9000
17	Finals	22 OCT 2019	NED vs FRA	2 - 3	25-23	25-21	24-26	21-25	12-15	107 - 110	2h30	6500
18	Finals	22 OCT 2019	CAN vs USA	2 - 3	25-22	26-24	16-25	22-25	10-15	99 - 111	2h16	6500
19	Finals	22 OCT 2019	PRK vs GER	3 - 0	25-17	25-12	25-9			75 - 38	1h3	7000
20	Finals	22 OCT 2019	BRA vs CHN	3 - 1	25-23	23-25	25-23	25-19		98 - 90	2h8	12000

Statistics of	Average match duration	Average spectators	Total spectators
Preliminary Round	1h24	2868	34419
Final Round	1h49	6562	52500
Tournament	1h34	4345	86919





**B4** Results Summary  
成绩汇总

As of SAT 26 OCT 2019 at 16:13

Date	Time	Phase	Team1	Nation Code	Team2	Nation Code	Score	Match Duration
SAT 26 OCT	15:13	Gold Medal	<b>Schmidt/Junior</b>	BRA	Poniewaz/Poniewaz	GER	2-0 (21:18, 21:15)	43min
	14:00	Bronze Medal	Mutailipu/Wu	CHN	<b>Aljalbubi/Alhashmi</b>	OMA	1-2 (17:21, 21:14, 10:15)	1h
FRI 25 OCT	15:00	Semifinals	Mutailipu/Wu	CHN	<b>Schmidt/Junior</b>	BRA	0-2 (13:21, 18:21)	40min
	14:00	Semifinals	<b>Poniewaz/Poniewaz</b>	GER	Aljalbubi/Alhashmi	OMA	2-0 (21:16, 21:16)	40min
THU 24 OCT	16:14	Quarterfinals	<b>Mutailipu/Wu</b>	CHN	Santos/Carvalhaes	BRA	2-1 (21:17, 20:22, 15:10)	1h 7min
	15:00	Quarterfinals	Yan/Zhou	CHN	<b>Poniewaz/Poniewaz</b>	GER	1-2 (19:21, 23:21, 8:15)	1h 1min
	10:33	Quarterfinals	<b>Schmidt/Junior</b>	BRA	Leshukov/Semenov	RUS	2-1 (15:21, 21:16, 17:15)	1h 3min
	9:30	Quarterfinals	Alshereiqli/Alhosni	OMA	<b>Aljalbubi/Alhashmi</b>	OMA	1-2 (21:17, 15:21, 12:15)	49min
WED 23 OCT	17:00	Round of 16	<b>Aljalbubi/Alhashmi</b>	OMA	Perebeinos/Ponomarenko	RUS	2-0 (21:14, 21:14)	34min
	16:00	Round of 16	Andrejevs/Zalkalns	LAT	<b>Alshereiqli/Alhosni</b>	OMA	0-2 (18:21, 18:21)	43min
	15:00	Round of 16	<b>Mutailipu/Wu</b>	CHN	Kankani/Pannis	SRI	2-0 (21:14, 21:14)	35min
	14:00	Round of 16	Wiese/Richter	GER	<b>Yan/Zhou</b>	CHN	0-2 (13:21, 16:21)	37min
	12:04	Round of 16	<b>Leshukov/Semenov</b>	RUS	Liu/Wang	CHN	2-0 (21:11, 21:15)	32min
	11:12	Round of 16	Beeler/Krattiger	SUI	<b>Schmidt/Junior</b>	BRA	0-2 (19:21, 15:21)	37min
	10:00	Round of 16	Yang/Reyimu	CHN	<b>Santos/Carvalhaes</b>	BRA	1-2 (16:21, 21:18, 13:15)	58min
	9:00	Round of 16	<b>Poniewaz/Poniewaz</b>	GER	Medagedara/Yapa	SRI	2-0 (21:18, 21:12)	38min
TUE 22 OCT	20:00	Pool B	Schmidt/Junior	BRA	<b>Poniewaz/Poniewaz</b>	GER	0-2 (26:28, 13:21)	47min
	19:00	Pool F	<b>Yan/Zhou</b>	CHN	Perebeinos/Ponomarenko	RUS	2-0 (21:14, 21:18)	38min
	16:00	Pool F	Mohammad/Saeid	IRI	<b>Andrejevs/Zalkalns</b>	LAT	0-2 (7:21, 9:21)	26min
	15:00	Pool E	<b>Beeler/Krattiger</b>	SUI	Wiese/Richter	GER	2-0 (21:10, 21:13)	29min
	10:00	Pool D	<b>Aljalbubi/Alhashmi</b>	OMA	Shrestha/Sunar	NEP	2-0 (21:16, 21:13)	33min
	9:00	Pool D	<b>Santos/Carvalhaes</b>	BRA	Kankani/Pannis	SRI	2-0 (21:15, 21:13)	34min
MON 21 OCT	19:00	Pool B	<b>Poniewaz/Poniewaz</b>	GER	Liu/Wang	CHN	2-1 (11:21, 21:13, 15:8)	48min
	17:00	Pool A	<b>Mutailipu/Wu</b>	CHN	Alshereiqli/Alhosni	OMA	2-0 (23:21, 21:18)	46min
	16:00	Pool C	<b>Leshukov/Semenov</b>	RUS	Khallouf/Sammoud	QAT	2-0 (21:17, 21:11)	35min
	15:00	Pool F	<b>Andrejevs/Zalkalns</b>	LAT	Perebeinos/Ponomarenko	RUS	2-0 (21:19, 21:17)	40min
	10:00	Pool F	Mohammad/Saeid	IRI	<b>Yan/Zhou</b>	CHN	0-2 (8:21, 10:21)	28min
	9:00	Pool E	Wiese/Richter	GER	<b>Medagedara/Yapa</b>	SRI	1-2 (20:22, 21:16, 7:15)	48min
SUN 20 OCT	19:00	Pool D	<b>Kankani/Pannis</b>	SRI	Shrestha/Sunar	NEP	2-1 (21:13, 18:21, 15:12)	54min
	15:30	Pool A	<b>Mutailipu/Wu</b>	CHN	Garcia/Contrera	DOM	2-0 (21:5, 21:4)	27min
	14:30	Pool D	Santos/Carvalhaes	BRA	<b>Aljalbubi/Alhashmi</b>	OMA	0-2 (19:21, 18:21)	42min
	11:00	Pool C	<b>Leshukov/Semenov</b>	RUS	Yang/Reyimu	CHN	2-0 (22:20, 21:19)	44min



**B4** Results Summary  
成绩汇总

As of SAT 26 OCT 2019 at 16:13

Date	Time	Phase	Team1	Nation Code	Team2	Nation Code	Score	Match Duration
SUN 20 OCT	10:00	Pool F	<b>Yan/Zhou</b>	CHN	Andrejevs/Zalkalns	LAT	2-0 (21:14, 21:19)	41min
	9:00	Pool F	Mohammad/Saeid	IRI	<b>Perebeinos/Ponomarenko</b>	RUS	0-2 (18:21, 5:21)	36min
SAT 19 OCT	20:00	Pool B	<b>Schmidt/Junior</b>	BRA	Liu/Wang	CHN	2-1 (15:21, 21:13, 15:12)	49min
	19:00	Pool A	Garcia/Contrera	DOM	<b>Alshereiqi/Alhosni</b>	OMA	0-2 (3:21, 6:21)	24min
	15:30	Pool E	<b>Beeler/Krattiger</b>	SUI	Medagedara/Yapa	SRI	2-1 (21:8, 17:21, 15:10)	46min
	14:30	Pool D	<b>Aljalubi/Alhashmi</b>	OMA	Kankani/Pannis	SRI	2-0 (21:10, 21:18)	34min
	10:00	Pool D	<b>Santos/Carvalhaes</b>	BRA	Shrestha/Sunar	NEP	2-0 (21:9, 21:15)	35min
	9:00	Pool C	<b>Yang/Reyimu</b>	CHN	Khallouf/Sammoud	QAT	2-0 (21:13, 21:14)	36min



## B4 Results Summary

成绩总览

As of SAT 26 OCT 2019 at 17:19

Date	Time	Phase	Team1	Nation Code	Team2	Nation Code	Score	Match Duration
SAT 26 OCT	16:00	Gold Medal Match	<b>Wang/Xia</b>	CHN	Taiana Lima/Talita	BRA	2-1 (22:20, 12:21, 15:9)	58min
	15:00	Bronze Medal Match	<b>Makroguzova/Rudykh</b>	RUS	Jiang/Zhao	CHN	2-0 (21:18, 21:16)	35min
FRI 25 OCT	17:00	Qualifying 5th and 6th	Schneider/Koertzinger	GER	<b>Rippel/Lisboa</b>	BRA	0-2 (15:21, 15:21)	35min
	16:00	Semifinals	<b>Taiana Lima/Talita</b>	BRA	Jiang/Zhao	CHN	2-0 (21:11, 21:15)	35min
	15:00	Semifinals	<b>Wang/Xia</b>	CHN	Makroguzova/Rudykh	RUS	2-0 (21:15, 21:13)	35min
	14:00	Qualifying 7th and 8th	<b>Bai/Yuan</b>	CHN	Lin/Zhu	CHN	2-1 (18:21, 21:16, 15:12)	42min
THU 24 OCT	17:05	5th to 8th Place Playoff	Lin/Zhu	CHN	<b>Rippel/Lisboa</b>	BRA	0-2 (15:21, 13:21)	31min
	16:00	5th to 8th Place Playoff	<b>Schneider/Koertzinger</b>	GER	Bai/Yuan	CHN	2-0 (23:21, 21:16)	48min
	15:00	Qualifying 9th and 10th	<b>Krebs/Welsch</b>	GER	Alawaththage/Bogahalanda	SRI	2-0 (21:9, 21:19)	35min
	12:16	Quarterfinals	Rippel/Lisboa	BRA	<b>Jiang/Zhao</b>	CHN	1-2 (19:21, 21:9, 9:15)	50min
	11:20	Quarterfinals	<b>Taiana Lima/Talita</b>	BRA	Lin/Zhu	CHN	2-0 (21:15, 22:20)	39min
	10:24	Quarterfinals	Bai/Yuan	CHN	<b>Makroguzova/Rudykh</b>	RUS	0-2 (19:21, 19:21)	40min
	9:00	Quarterfinals	<b>Wang/Xia</b>	CHN	Schneider/Koertzinger	GER	2-1 (21:14, 22:24, 20:18)	1h 5min
WED 23 OCT	18:00	Pool A	<b>Wang/Xia</b>	CHN	Bai/Yuan	CHN	2-0 (21:19, 21:10)	32min
	17:00	Pool B	<b>Lin/Zhu</b>	CHN	Munezero/Musabyimana	RWA	2-0 (21:8, 21:12)	29min
	16:00	Pool B	<b>Rippel/Lisboa</b>	BRA	Schneider/Koertzinger	GER	2-0 (21:17, 21:17)	37min
	15:04	Pool C	<b>Jiang/Zhao</b>	CHN	Alawaththage/Bogahalanda	SRI	2-0 (21:18, 21:14)	37min
	14:00	Pool C	<b>Taiana Lima/Talita</b>	BRA	Makroguzova/Rudykh	RUS	2-1 (21:15, 17:21, 15:11)	51min
TUE 22 OCT	18:00	Pool A	<b>Wang/Xia</b>	CHN	Krebs/Welsch	GER	2-0 (21:8, 21:14)	33min
	17:00	Pool B	<b>Schneider/Koertzinger</b>	GER	Munezero/Musabyimana	RWA	2-0 (21:8, 21:15)	29min
	16:00	Pool B	<b>Rippel/Lisboa</b>	BRA	Lin/Zhu	CHN	2-0 (21:15, 21:16)	39min
	15:00	Pool C	<b>Makroguzova/Rudykh</b>	RUS	Alawaththage/Bogahalanda	SRI	2-0 (21:12, 21:13)	28min
	14:00	Pool C	<b>Taiana Lima/Talita</b>	BRA	Jiang/Zhao	CHN	2-0 (21:12, 21:15)	33min
MON 21 OCT	17:00	Pool A	<b>Bai/Yuan</b>	CHN	Krebs/Welsch	GER	2-0 (21:10, 21:8)	30min
	16:00	Pool B	Schneider/Koertzinger	GER	<b>Lin/Zhu</b>	CHN	0-2 (14:21, 16:21)	40min
	15:00	Pool B	<b>Rippel/Lisboa</b>	BRA	Munezero/Musabyimana	RWA	2-0 (21:8, 21:5)	24min
	10:00	Pool C	<b>Makroguzova/Rudykh</b>	RUS	Jiang/Zhao	CHN	2-0 (22:20, 21:18)	41min
	9:00	Pool C	<b>Taiana Lima/Talita</b>	BRA	Alawaththage/Bogahalanda	SRI	2-0 (21:6, 21:9)	26min





## Medallists by Event

奖牌获得者(按项目排列)

As of THU 24 OCT 2019

After 18 of 18 Events

Event	Date	Medal	Name	Nation Code
Freestyle Women 76 kg	WED 23 OCT	GOLD	VOROBEOVA Natalia	RUS
		SILVER	WANG Juan	CHN
		BRONZE	YERKEBAYEVA Gulmaral	KAZ
		BRONZE	BELINSKA Alla	UKR
Freestyle Women 68 kg	WED 23 OCT	GOLD	ZHOU Feng	CHN
		SILVER	WIESZCZEK KORDUS Agnieszka	POL
		BRONZE	ENKHAMAR Davaanasan	MGL
		BRONZE	VELIEVA Khanum	RUS
Freestyle Women 62 kg	WED 23 OCT	GOLD	MUN Hyon Gyong	PRK
		SILVER	KUZNETSOVA Mariia	RUS
		BRONZE	HUCHOK Anastasiya	BLR
		BRONZE	OLIVEIRA Lais	BRA
Freestyle Women 57 kg	TUE 22 OCT	GOLD	LI Hui	CHN
		SILVER	SUKHEE Tserenchimed	MGL
		BRONZE	KRAWCZYK Katarzyna	POL
		BRONZE	JONG Myong Suk	PRK
Freestyle Women 53 kg	TUE 22 OCT	GOLD	YON Jo Hwa	PRK
		SILVER	SUZANA GEORGIANA Seicariu	ROU
		BRONZE	HEMMER Nina	GER
		BRONZE	DADASHEVA Milana	RUS
Freestyle Women 50 kg	TUE 22 OCT	GOLD	LI Yuyan	CHN
		SILVER	CONDER Whitney	USA
		BRONZE	KIM Su Jong	PRK
		BRONZE	STANKEVICH Kseniya	BLR
Freestyle Men 125 kg	TUE 22 OCT	GOLD	AKGUL Taha	TUR
		SILVER	MOHEBI Yadollah	IRI
		BRONZE	DENG Zhiwei	CHN
		BRONZE	BARAN Robert	POL
Freestyle Men 97 kg	TUE 22 OCT	GOLD	MOHAMMADIAN Mohammad Hossein	IRI
		SILVER	HUSHTYN Aliaksandr	BLR
		BRONZE	BAITSAEV Vladislav	RUS
		BRONZE	YASARLI Fatih	TUR
Freestyle Men 86 kg	MON 21 OCT	GOLD	NAIFONOV Artur	RUS
		SILVER	DUDAROV Ahmed Ruslanovic	GER
		BRONZE	MARKOSYAN Mher	ARM
		BRONZE	BAZRI Ahmad	IRI
Freestyle Men 74 kg	MON 21 OCT	GOLD	TSABOLOV Khetik	RUS
		SILVER	KAIPANOV Nurkozha	KAZ
		BRONZE	LEE Seungbong	KOR
		BRONZE	DEMIRTAS Soner	TUR
Freestyle Men 65 kg	MON 21 OCT	GOLD	RASHIDOV Gadzhimurad	RUS
		SILVER	SHUPTAR VasyI	UKR
		BRONZE	TIAN Zhenguang	CHN
		BRONZE	KILICSALLAYAN Selahattin	TUR

**Medallists by Event**

奖牌获得者(按项目排列)

As of THU 24 OCT 2019

Event	Date	Medal	Name	Nation Code
Freestyle Men 57 kg	MON 21 OCT	GOLD	PAK Un Gwang	PRK
		SILVER	ANDREI Dukov	ROU
		BRONZE	NOWRY Max	USA
		BRONZE	LEHR Horst Justin Junior	GER
Greco-Roman Men 130 kg	THU 24 OCT	GOLD	KAYAALP Riza	TUR
		SILVER	NABI Heiki	EST
		BRONZE	MIRZAZADEH Amin	IRI
		BRONZE	AHMED Abdellatif	EGY
Greco-Roman Men 97 kg	THU 24 OCT	GOLD	EVLOEV Musa	RUS
		SILVER	KUOSMANEN Matti Elias	FIN
		BRONZE	HRABOVIK Aliaksandr	BLR
		BRONZE	HASSLER Oliver Adrian	GER
Greco-Roman Men 87 kg	THU 24 OCT	GOLD	LORINCZ Viktor	HUN
		SILVER	HUSEYNOV Rafiq	AZE
		BRONZE	SALEEV Evgeny	RUS
		BRONZE	KUDLA Denis Maksymilian	GER
Greco-Roman Men 77 kg	THU 24 OCT	GOLD	POSHTAM Pejman	IRI
		SILVER	ALIYEV Hasan	AZE
		BRONZE	NEUMAIER Florian	GER
		BRONZE	NEMES Viktor	SRB
Greco-Roman Men 67 kg	WED 23 OCT	GOLD	IBRAHIM Mohamed	EGY
		SILVER	SURKOV Artem	RUS
		BRONZE	RAHMANOV Mikayil	AZE
		BRONZE	NEMES Mate	SRB
Greco-Roman Men 60 kg	WED 23 OCT	GOLD	RI Se Ung	PRK
		SILVER	EMELIN Sergei	RUS
		BRONZE	HAFIZOV Ildar	USA
		BRONZE	SULTANGALI Aidos	KAZ



WUHAN 2019  
7th CISM Military World Games

WED 23 OCT 2019



### Final Classification

项目总排名

Rank	Name	Nation Code	CP	VFA	VSU	VPO	VPO Given	Draw No.
1	VOROBEOVA N	RUS	12	1	1	20	12	7
2	WANG J	CHN	8	1	0	15	4	4
3	YERKEBAYEVA G	KAZ	9	0	2	24	7	5
3	BELINSKA A	UKR	12	1	0	20	14	22
5	CEPONYTE G	LTU	0	0	0	0	14	2
5	GANBAT A	MGL	1	0	0	2	16	14
7	LARROQUE K	FRA	3	0	0	6	6	17
8	FERREIRA A	BRA	1	0	0	2	2	21
9	ABDELKHALEK M	EGY	1	0	0	2	12	6
10	BELTZ R	USA	0	0	0	0	4	15

Legend:			
CP	Classification Points	VSU	Great Superiority - a difference of 6 points - the loser without point
VPO	Technical Points obtained	VPO Given	Technical Points given
VFA	Victory by Fall		



WUHAN 2019  
7th CISM Military World Games

WED 23 OCT 2019



### Final Classification

#### 项目总排名

Rank	Name	Nation Code	CP	VFA	VSU	VPO	VPO Given	Draw No.
1	ZHOU F	CHN	14	0	2	33	4	18
2	WIESZCZEK KORDUS A	POL	13	1	1	29	13	8
3	ENKHAMAR D	MGL	12	1	0	23	17	1
3	VELIEVA K	RUS	9	0	0	11	13	20
5	REIS D	BRA	11	1	1	29	21	12
5	RIZHKO T	UKR	10	2	0	8	10	21
7	WEINAUGE N	GER	5	1	0	9	20	15
8	DOMIKAITYTE D	LTU	5	0	0	0	6	24
9	CAMARA FY	GUI	4	0	1	10	2	7
10	CANEVA D	ITA	0	0	0	7	9	16
11	REUBEN HA	NGR	0	0	0	1	6	4
12	HAMZA S	EGY	0	0	0	0	0	23
13	MAGEE N	USA	0	0	0	0	2	22
14	ANA SIMONA B	ROU	0	0	0	0	10	5
15	TEMIRTASSOVA A	KAZ	0	0	0	0	13	11
16	NGIRI BLANDINE NY.	CMR	0	0	0	0	14	9

Legend:		
CP	Classification Points	VSU
VPO	Technical Points obtained	VPO Given
VFA	Victory by Fall	Great Superiority - a difference of 6 points - the loser without point
		Technical Points given



WUHAN 2019  
7th CISM Military World Games

WED 23 OCT 2019



### Final Classification

项目总排名

Rank	Name	Nation Code	CP	VFA	VSU	VPO	VPO Given	Draw No.
1	MUN HG	PRK	13	1	2	31	3	15
2	KUZNETSOVA M	RUS	10	1	1	15	11	13
3	HUCHOK A	BLR	8	0	0	5	4	1
3	OLIVEIRA L	BRA	7	0	1	17	8	25
5	CHAND S	NEP	0	0	0	0	10	10
5	KREMZER O	UKR	1	0	0	2	19	22
7	ZAICEVAITE K	LTU	0	0	0	0	5	4
8	ESPOSITO E	ITA	0	0	0	0	10	24

Legend:		
CP	Classification Points	VSU
VPO	Technical Points obtained	VPO Given
VFA	Victory by Fall	Great Superiority - a difference of 6 points - the loser without point
		Technical Points given



WUHAN 2019  
7th CISM Military World Games



### Final Classification

#### 项目总排名

Rank	Name	Nation Code	CP	VFA	VSU	VPO	VPO Given	Draw No.
1	LI H	CHN	14	0	2	33	10	21
2	SUKHEE T	MGL	9	1	0	19	11	1
3	KRAWCZYK K	POL	5	0	1	12	4	2
3	JONG MS	PRK	9	1	0	26	8	22
5	HANCHAR K	BLR	5	1	0	7	22	8
5	RIVIERE M	FRA	7	0	0	14	23	15
7	OLIVEIRA G	BRA	3	0	0	5	23	19
8	LISOVSKA Y	UKR	1	0	0	4	8	12
9	PARUSZEWSKI S	GER	1	0	0	2	5	20
10	ZUYEVA M	KAZ	1	0	0	1	5	17
11	SOW KD	GUI	0	0	0	0	4	10

Legend:		
CP	Classification Points	VSU
VPO	Technical Points obtained	VPO Given
VFA	Victory by Fall	Great Superiority - a difference of 6 points - the loser without point
		Technical Points given



WUHAN 2019  
7th CISM Military World Games

THU 24 OCT 2019



CISM

## Final Classification

### 项目总排名

Rank	Name	Nation Code	CP	VFA	VSU	VPO	VPO Given	Draw No.
1	YON JH	PRK	14	2	1	27	4	8
2	SUZANA GEORGIANA S	ROU	6	0	0	15	17	22
3	HEMMER N	GER	10	1	1	23	14	12
3	DADASHEVA M	RUS	9	1	0	28	19	24
5	MAKHYADDINOVA E	KAZ	0	0	0	0	16	1
5	BATORSHIKH B	MGL	7	1	0	21	20	14
7	VILLAESCUSA A	USA	0	0	0	6	12	23
8	VARANSOVA T	AZE	0	0	0	0	9	9
9	KANASHEVICH A	BLR	0	0	0	0	9	15

Legend:			
CP	Classification Points	VSU	Great Superiority - a difference of 6 points - the loser without point
VPO	Technical Points obtained	VPO Given	Technical Points given
VFA	Victory by Fall		



WUHAN 2019  
7th CISM Military World Games



### Final Classification

项目总排名

Rank	Name	Nation Code	CP	VFA	VSU	VPO	VPO Given	Draw No.
1	LI Y	CHN	10	0	1	20	9	5
2	CONDER W	USA	10	1	1	25	8	15
3	KIM SJ	PRK	3	0	0	5	12	4
3	STANKEVICH K	BLR	5	1	0	10	9	17
5	MATKOWSKA I	POL	6	0	1	19	11	7
5	ASHOUR N	EGY	3	0	0	8	24	19
7	STEFANIA CLAUDIA P	ROU	4	0	0	8	9	21
8	LIUZZI E	ITA	1	0	0	2	13	13
9	GRUNEWALD T	FRA	1	0	0	1	3	25

Legend:			
CP	Classification Points	VSU	Great Superiority - a difference of 6 points - the loser without point
VPO	Technical Points obtained	VPO Given	Technical Points given
VFA	Victory by Fall		





WUHAN 2019  
7th CISM Military World Games

MON 21 OCT 2019



### Final Classification

#### 项目总排名

Rank	Name	Nation Code	CP	VFA	VSU	VPO	VPO Given	Draw No.
1	AKGUL T	TUR	12	0	0	16	0	21
2	MOHEBI Y	IRI	11	0	2	24	4	12
3	DENG Z	CHN	11	0	1	28	5	9
3	BARAN R	POL	10	0	1	18	4	18
5	KARGIOTAKIS I	GRE	3	0	0	1	23	1
5	KOLDOVSKYI O	UKR	8	1	0	5	6	25
7	ZAKI K	EGY	5	0	0	0	6	17
8	TCHADIE GEORGES	CMR	1	0	0	1	1	5
9	MITCHELL J	USA	1	0	0	1	7	7
10	PIASNIAK V	BLR	1	0	0	1	19	11
11	SKANDELIDZE G	QAT	0	0	0	0	0	16
12	ALARDA M	PLE	0	0	0	0	2	23
13	BELLIYEV S	TKM	0	0	0	0	8	22
14	BOLTIN O	KAZ	0	0	0	0	10	19

#### Legend:

CP Classification Points  
VPO Technical Points obtained  
VFA Victory by Fall

VSU  
VPO Given

Great Superiority - a difference of 6 points - the loser without point  
Technical Points given



WUHAN 2019  
7th CISM Military World Games

MON 21 OCT 2019



### Final Classification

#### 项目总排名

Rank	Name	Nation Code	CP	VFA	VSU	VPO	VPO Given	Draw No.
1	MOHAMMADIAN MH	IRI	15	0	3	39	4	2
2	HUSHTYN A	BLR	14	1	2	31	6	13
3	BAITSAEV V	RUS	9	0	0	20	14	9
3	YASARLI F	TUR	10	0	1	20	8	15
5	VLASOV A	UKR	6	1	0	6	20	4
5	BAHETIHAN H	CHN	8	0	1	27	24	17
7	NGO VL	VIE	9	1	1	16	15	21
8	FARDJ M	ALG	3	0	0	5	17	5
9	MICHAEL M	ROU	3	0	0	4	6	10
10	SCHERRER S	SUI	2	0	0	2	16	12
11	MERGHANY H	EGY	1	0	0	9	15	16
12	BARAN R	POL	1	0	0	3	7	8
13	ALIDINI A	ALB	1	0	0	2	12	24
14	SHERIDAN L	USA	1	0	0	1	5	6
15	CAMARA MS	GUI	0	0	0	3	4	20
16	ANABA FRANCK	CMR	0	0	0	0	4	11
17	OZOLINS OZOLS A	LAT	0	0	0	0	11	14

Legend:		
CP	Classification Points	VSU
VPO	Technical Points obtained	VPO Given
VFA	Victory by Fall	Great Superiority - a difference of 6 points - the loser without point
		Technical Points given



WUHAN 2019  
7th CISM Military World Games

MON 21 OCT 2019



## Final Classification

### 项目总排名

Rank	Name	Nation Code	CP	VFA	VSU	VPO	VPO Given	Draw No.
1	NAIFONOV A	RUS	18	0	3	47	5	20
2	DUDAROV AR	GER	11	0	2	25	11	9
3	MARKOSYAN M	ARM	11	0	2	30	21	7
3	BAZRI A	IRI	11	0	1	34	13	19
5	ORGODOL U	MGL	10	1	0	23	15	1
5	DAVLUMBAYEV A	KAZ	9	0	1	25	29	10
7	AIBUEV A	FRA	8	1	0	17	17	24
8	LEE S	KOR	5	0	0	0	21	18
9	SYLLA AT	GUI	4	0	1	10	11	22
10	HATOS G	HUN	3	0	0	3	8	4
11	AL ASTA MFA	SYR	3	0	0	2	10	14
12	REICHMUTH S	SUI	1	0	0	3	4	25
13	ISMAIL K	EGY	1	0	0	2	8	12
14	XU D	CHN	1	0	0	1	3	5
15	MARCINKIEWICZ R	POL	0	0	0	1	5	2
16	AL SOURI M	LBN	0	0	0	0	0	17
17	ROCHA P	BRA	0	0	0	0	2	13
18	MGANGA H	TAN	0	0	0	0	10	23
19	WARUNAKULASURIYA .	SRI	0	0	0	0	10	6
20	ABOSSOLO CEDRIC	CMR	0	0	0	0	20	8

#### Legend:

CP	Classification Points	VSU	Great Superiority - a difference of 6 points - the loser without point
VPO	Technical Points obtained	VPO Given	Technical Points given
VFA	Victory by Fall		



WUHAN 2019  
7th CISM Military World Games

MON 21 OCT 2019



## Final Classification

### 项目总排名

Rank	Name	Nation Code	CP	VFA	VSU	VPO	VPO Given	Draw No.
1	TSABOLOV K	RUS	15	0	3	40	8	13
2	KAIPANOV N	KAZ	11	0	2	31	19	8
3	LEE S	KOR	11	0	1	23	10	6
3	DEMIRTAS S	TUR	17	0	2	32	8	17
5	MUSTAFAYEV A	AZE	5	0	0	16	30	9
5	KHADJIEV Z	FRA	11	0	0	28	26	20
7	KIM WB	PRK	9	0	2	26	14	23
8	GANZORIG M	MGL	6	1	0	5	2	3
9	KARPACH A	BLR	5	0	0	20	26	10
10	AMIN S	EGY	5	0	0	2	8	19
11	MAXIM V	ROU	4	0	1	10	10	25
12	VINOD KUMAR OMPRA.	IND	3	0	0	11	21	14
13	NGO TS	VIE	1	0	0	10	11	15
14	STEINFORTH JC	GER	1	0	0	4	10	11
15	KIROV M	BUL	1	0	0	2	3	21
16	SIMONYAN R	ARM	1	0	0	1	11	16
17	IBRAHIM AIA	QAT	1	0	0	1	12	5
18	KAMWELA M	TAN	0	0	0	0	0	18
19	MBIA JEAN DANIEL	CMR	0	0	0	0	3	1
20	GOLUBEVS P	LAT	0	0	0	0	10	22
21	LANDA J	PER	0	0	0	0	10	12
22	WIJESOORIYA MUDIY.	SRI	0	0	0	0	10	24

Legend:			
CP	Classification Points	VSU	Great Superiority - a difference of 6 points - the loser without point
VPO	Technical Points obtained	VPO Given	Technical Points given
VFA	Victory by Fall		



WUHAN 2019  
7th CISM Military World Games

MON 21 OCT 2019



### Final Classification

#### 项目总排名

Rank	Name	Nation Code	CP	VFA	VSU	VPO	VPO Given	Draw No.
1	RASHIDOV G	RUS	16	0	4	41	0	10
2	SHUPTAR V	UKR	16	1	2	33	10	24
3	TIAN Z	CHN	12	0	3	34	13	5
3	KILICSALLAYAN S	TUR	14	0	2	38	22	17
5	TOREBEK B	KAZ	11	2	0	9	22	4
5	KIM HS	PRK	8	0	1	19	16	11
7	HARFUL	IND	9	0	0	11	22	21
8	KARAPETYAN V	ARM	5	0	1	13	12	19
9	BIENKOWSKI K	POL	4	0	0	7	4	15
10	GEORGE B	ROU	3	0	0	9	11	2
11	BATCHULUUN B	MGL	1	0	0	6	9	1
12	KIM Y	KOR	1	0	0	3	6	20
13	JOHNSON J	USA	1	0	0	2	6	14
14	SHEIKHI M	IRI	1	0	0	2	13	12
15	STICKER Q	FRA	1	0	0	2	13	16
16	CHARLES FERNANDO D	SRI	0	0	0	0	2	3
17	KAKIZIBA J	TAN	0	0	0	0	4	23
18	STRAKH M	BLR	0	0	0	0	11	7
19	MONTY MBOUGOU	CMR	0	0	0	0	12	18
20	HEMRAYEV G	TKM	0	0	0	0	21	8

Legend:			
CP	Classification Points	VSU	Great Superiority - a difference of 6 points - the loser without point
VPO	Technical Points obtained	VPO Given	Technical Points given
VFA	Victory by Fall		



WUHAN 2019  
7th CISM Military World Games

MON 21 OCT 2019



### Final Classification

#### 项目总排名

Rank	Name	Nation Code	CP	VFA	VSU	VPO	VPO Given	Draw No.
1	PAK UG	PRK	15	1	1	34	8	78
2	ANDREI D	ROU	8	0	2	22	2	12
3	NOWRY M	USA	9	0	1	11	10	35
3	LEHR HJJ	GER	12	0	1	25	14	97
5	MWAZEMBE S	TAN	0	0	0	0	10	6
5	YATSENKO A	UKR	7	1	0	14	29	42
7	TAMBI NFORSONG RO.	CMR	3	0	0	5	3	60
8	SON S	KOR	1	0	0	1	5	63
9	AMIRASLANOV M	AZE	0	0	0	0	0	88
10	KHERBACHE A	ALG	0	0	0	0	11	13
11	KHRAIWESH M	PLE	0	0	0	0	20	85

Legend:			
CP	Classification Points	VSU	Great Superiority - a difference of 6 points - the loser without point
VPO	Technical Points obtained	VPO Given	Technical Points given
VFA	Victory by Fall		



WUHAN 2019  
7th CISM Military World Games



CISM

### Final Classification

#### 项目总排名

Rank	Name	Nation Code	CP	VFA	VSU	VPO	VPO Given	Draw No.
1	KAYAALP R	TUR	13	0	1	22	4	11
2	NABI H	EST	10	0	0	11	5	20
3	MIRZAZADEH A	IRI	7	0	0	5	8	9
3	AHMED A	EGY	11	0	1	19	3	18
5	CHERNETSKYY O	UKR	9	1	0	12	13	5
5	LEONARD ISTVAN B	ROU	11	0	0	9	11	16
7	POPP E	GER	7	1	0	8	6	7
8	HALOUI H	ALG	4	0	1	8	7	24
9	RUDAKOU P	BLR	3	0	0	4	11	12
10	LAM B	HUN	3	0	0	3	8	2
11	ERICKSON T	USA	1	0	0	3	4	15
12	OVASAPYAN D	ARM	1	0	0	2	3	4
13	FRIDRIKAS R	LTU	1	0	0	1	3	3
14	KARGIOTAKIS I	GRE	0	0	0	0	0	17
15	ABDALLAH B	TAN	0	0	0	0	6	6
16	QIAYISUOLETAN M	CHN	0	0	0	0	7	19
17	BOLTIN O	KAZ	0	0	0	0	8	23

Legend:

CP	Classification Points	VSU	Great Superiority - a difference of 6 points - the loser without point
VPO	Technical Points obtained	VPO Given	Technical Points given
VFA	Victory by Fall		



WUHAN 2019  
7th CISM Military World Games



## Final Classification

### 项目总排名

Rank	Name	Nation Code	CP	VFA	VSU	VPO	VPO Given	Draw No.
1	EVLOEV M	RUS	15	0	3	27	1	23
2	KUOSMANEN ME	FIN	10	0	0	13	3	5
3	HRABOVIK A	BLR	10	0	0	11	6	1
3	HASSLER OA	GER	11	1	0	10	17	19
5	DALAWUBAI A	CHN	9	0	2	18	8	12
5	IOSIFIDIS M	GRE	7	0	1	15	13	22
7	MILLER D	USA	4	0	0	7	2	14
8	ERSEK R	HUN	3	0	0	3	11	6
9	HEIDARI A	IRI	1	0	0	2	2	20
10	BOUDJEMLINE A	ALG	1	0	0	2	3	7
11	ALBINO D	BRA	1	0	0	2	5	18
12	LAURINAITIS V	LTU	1	0	0	1	7	4
13	von EUW D	SUI	0	0	0	0	3	2
14	UMAYEV I	KAZ	0	0	0	0	6	16
15	KOCI K	ALB	0	0	0	0	8	9
16	JOSEPH UT	NGR	0	0	0	0	16	24

Legend:			
CP	Classification Points	VSU	Great Superiority - a difference of 6 points - the loser without point
VPO	Technical Points obtained	VPO Given	Technical Points given
VFA	Victory by Fall		





WUHAN 2019  
7th CISM Military World Games

THU 24 OCT 2019



CISM

## Final Classification

### 项目总排名

Rank	Name	Nation Code	CP	VFA	VSU	VPO	VPO Given	Draw No.
1	LORINCZ V	HUN	16	0	1	22	3	21
2	HUSEYNOV R	AZE	12	1	0	12	6	10
3	SALEEV E	RUS	11	0	2	19	5	5
3	KUDLA DM	GER	10	0	0	17	4	12
5	SHYSHMAN O	UKR	5	0	0	5	5	9
5	BASAR M	TUR	7	0	0	6	11	20
7	YAO X	CHN	9	1	0	7	9	24
8	STADUB M	BLR	7	0	0	12	8	13
9	PARK S	KOR	6	0	1	11	8	8
10	METWALLY M	EGY	5	0	1	12	6	15
11	PARISI F	ITA	5	0	1	9	2	23
12	MICHALIK T	POL	4	0	0	6	10	19
13	RAVINDER KHATRI	IND	3	0	0	5	10	4
14	DIBOMA M	CMR	1	0	0	1	5	2
15	FALLAH M	IRI	1	0	0	1	6	11
16	NKABUKA A	TAN	0	0	0	0	4	25
17	MATUZEVICIUS J	LTU	0	0	0	0	5	14
18	GARCIA R	PER	0	0	0	0	5	18
19	KHAN JKM	QAT	0	0	0	0	8	22
20	GEORGIAN C	ROU	0	0	0	0	8	6
21	NGHIEM DH	VIE	0	0	0	0	8	17
22	MICHAEL OT	NGR	0	0	0	0	9	7

Legend:			
CP	Classification Points	VSU	Great Superiority - a difference of 6 points - the loser without point
VPO	Technical Points obtained	VPO Given	Technical Points given
VFA	Victory by Fall		



WUHAN 2019  
7th CISM Military World Games



CISM

## Final Classification

### 项目总排名

Rank	Name	Nation Code	CP	VFA	VSU	VPO	VPO Given	Draw No.
1	POSHTAM P	IRI	13	0	1	20	3	4
2	ALIYEV H	AZE	10	0	0	16	5	12
3	NEUMAIER F	GER	11	0	1	18	2	8
3	NEMES V	SRB	10	0	0	13	4	17
5	GEORGE VLAD M	ROU	3	0	0	5	13	5
5	PYSHKOV D	UKR	8	0	1	11	11	15
7	BERDYIEV T	BLR	6	0	0	5	8	22
8	BADR BSK	QAT	5	1	0	11	9	10
9	JONG YJ	PRK	5	0	0	7	20	2
10	HALMESMAKI T	FIN	4	0	0	7	1	23
11	ATEM A	TUR	4	0	0	6	8	20
12	MOREIRA A	BRA	1	0	0	5	5	3
13	PREVOLARAKIS G	GRE	1	0	0	4	5	19
14	HORVATH D	SVK	1	0	0	3	4	21
15	PARK D	KOR	1	0	0	1	3	6
16	GRIGORYAN V	ARM	1	0	0	1	7	13
17	KLIMEK D	POL	0	0	0	0	6	25
18	BOUDJEMLINE A	ALG	0	0	0	0	8	14
19	PEGBA LOUIS PHILI.	CMR	0	0	0	0	11	9

#### Legend:

CP Classification Points

VSU

Great Superiority - a difference of 6 points - the loser without point

VPO Technical Points obtained

VPO Given

Technical Points given

VFA Victory by Fall





WUHAN 2019  
7th CISM Military World Games

WED 23 OCT 2019



## Final Classification

### 项目总排名

Rank	Name	Nation Code	CP	VFA	VSU	VPO	VPO Given	Draw No.
1	IBRAHIM M	EGY	19	0	2	35	11	19
2	SURKOV A	RUS	10	0	1	16	1	5
3	RAHMANOV M	AZE	13	0	1	14	3	2
3	NEMES M	SRB	15	0	2	37	10	15
5	KHACHATRYAN S	ARM	5	1	0	4	13	6
5	JUNIOR J	BRA	10	0	1	17	24	25
7	MANISH	IND	5	0	1	15	13	11
8	COLEMAN E	USA	5	0	1	12	4	22
9	BASAR E	TUR	5	0	0	11	13	16
10	TOTH M	HUN	4	0	0	6	15	18
11	KARECINSKI D	POL	3	0	0	3	9	10
12	SYLLA M	FRA	3	0	0	2	8	3
13	STALS M	LAT	1	0	0	5	14	12
14	MATTILA E	FIN	1	0	0	1	5	17
15	LEE J	KOR	1	0	0	1	9	13
16	ALHASAN A	SYR	0	0	0	0	0	1
17	KALENOV D	KAZ	0	0	0	0	2	4
18	KALINICHENKO O	UKR	0	0	0	0	3	7
19	VETSCH A	SUI	0	0	0	0	5	14
20	KAIRA A	TAN	0	0	0	0	8	24
21	PANG JC	PRK	0	0	0	0	9	21

Legend:			
CP	Classification Points	VSU	Great Superiority - a difference of 6 points - the loser without point
VPO	Technical Points obtained	VPO Given	Technical Points given
VFA	Victory by Fall		



WUHAN 2019  
7th CISM Military World Games

WED 23 OCT 2019



### Final Classification

#### 项目总排名

Rank	Name	Nation Code	CP	VFA	VSU	VPO	VPO Given	Draw No.
1	RI SU	PRK	13	0	1	27	4	2
2	EMELIN S	RUS	11	0	2	25	8	14
3	HAFIZOV I	USA	12	0	2	24	9	6
3	SULTANGALI A	KAZ	7	0	0	14	8	17
5	MINASYAN T	ARM	9	0	2	22	18	4
5	GYANENDER	IND	7	0	0	12	17	24
7	SAILIKE W	CHN	5	0	1	10	4	7
8	PETRAVICIUS J	LTU	4	0	0	7	20	10
9	BAZAROV M	AZE	4	0	0	6	6	19
10	JUNG Y	KOR	1	0	0	3	5	12
11	MAGISALU H	EST	1	0	0	2	19	1
12	SANDRON J	ITA	1	0	0	1	4	18
13	FAHMY H	EGY	1	0	0	1	9	3
14	LAOUNI A	ALG	1	0	0	1	11	5
15	TRACZ M	POL	0	0	0	0	4	25
16	ROMANELLI D	BRA	0	0	0	0	9	9

Legend:			
CP	Classification Points	VSU	Great Superiority - a difference of 6 points - the loser without point
VPO	Technical Points obtained	VPO Given	Technical Points given
VFA	Victory by Fall		

### Medallists by Event

奖牌获得者 (按项目)

As of SAT 26 OCT 2019

After 8 of 8 Events

Event	Date	Medal	Name	Nation Code
Men's Individual All-Around	MON 21 OCT	GOLD	XIAO Ruoteng	CHN
		SILVER	DENG Shudi	CHN
		BRONZE	SOUZA Caio	BRA
Men's Team	WED 23 OCT	GOLD	CAI Weifeng DENG Shudi HUANG Mingqi LIU Yang XIAO Ruoteng ZOU Jingyuan	CHN
		SILVER	NORY Arthur PORTO Luis SOUZA Caio ZANETTI Arthur BITENCOURT Lucas BARRETO JUNIOR Francisco	BRA
		BRONZE	RI Yong Min RI Se Gwang KIM Chol RI Kwang Bom KIM Hyok RI Wi Chol	PRK
Floor Exercise	FRI 25 OCT	GOLD	DENG Shudi	CHN
		SILVER	XIAO Ruoteng	CHN
		BRONZE	ZANETTI Arthur	BRA
Pommel Horse	FRI 25 OCT	GOLD	ZOU Jingyuan	CHN
		SILVER	XIAO Ruoteng	CHN
		BRONZE	BARRETO JUNIOR Francisco	BRA
Rings	FRI 25 OCT	GOLD	LIU Yang	CHN
		SILVER	ZANETTI Arthur	BRA
		BRONZE	AVETISYAN Artur	ARM
Vault	SAT 26 OCT	GOLD	HUANG Mingqi	CHN
		SILVER	KIM Chol	PRK
		BRONZE	RI Se Gwang	PRK
Parallel Bars	SAT 26 OCT	GOLD	ZOU Jingyuan	CHN
		SILVER	XIAO Ruoteng	CHN
		BRONZE	SOUZA Caio	BRA
Horizontal Bar	SAT 26 OCT	GOLD	XIAO Ruoteng	CHN
		SILVER	DENG Shudi	CHN
		BRONZE	BARRETO JUNIOR Francisco	BRA



Results  
成绩公告

Rank	Bib	Name	NAT Code													Total
				Score	Rk	Score	Rk	Score	Rk	Score	Rk	Score	Rk	Score	Rk	
1	014	XIAO Ruoteng	CHN	D	6.000 14.833 (1)	6.000 <u>13.833</u> (5)	5.600 14.333 (4)	5.600 14.833 (2)	5.900 14.800 (2)	5.700 13.633 (4)	86.265					
				E	8.833	7.833	8.733	9.233	8.900	7.933						
2	011	DENG Shudi	CHN	D	5.900 14.633 (2)	5.600 <u>14.166</u> (2)	5.100 13.533 (9)	5.200 14.200 (7)	5.800 13.500 (7)	6.100 14.400 (1)	84.432					
				E	8.733	8.566	8.433	9.100 -0.1	7.700	8.300						
3	006	SOUZA Caio	BRA	D	5.300 13.566 (4)	5.300 <u>13.033</u> (10)	5.700 13.766 (8)	5.200 14.366 (4)	5.800 14.300 (3)	5.700 13.300 (6)	82.331					
				E	8.266	7.733	8.066	9.166	8.500	7.600						
4	008	BITENCOURT Lucas	BRA	D	5.300 13.466 (6)	5.100 <u>13.166</u> (9)	5.500 13.200 (12)	5.200 14.266 (5)	5.100 13.433 (8)	5.100 13.700 (3)	81.231					
				E	8.166	8.066	7.700	9.066	8.333	8.600						
5	025	RI Wi Chol	PRK	D	5.600 <u>13.166</u> (10)	5.700 13.400 (7)	5.300 12.933 (15)	4.800 13.866 (11)	6.200 14.166 (4)	4.700 11.866 (16)	79.397					
				E	7.666 -0.1	7.700	7.633	9.066	7.966	7.166						
6	023	RI Kwang Bom	PRK	D	5.700 <u>13.066</u> (11)	5.400 12.266 (14)	5.500 13.333 (11)	4.800 13.366 (15)	5.600 13.666 (6)	5.100 13.033 (8)	78.730					
				E	7.666 -0.3	6.866	7.833	8.666 -0.1	8.066	7.933						
7	017	YOGESHWAR SINGH	IND	D	4.900 <u>11.466</u> (16)	5.300 13.333 (8)	4.200 12.700 (17)	4.800 13.633 (13)	4.700 11.966 (17)	4.600 13.200 (7)	76.298					
				E	6.566	8.033	8.500	8.833	7.266	8.600						
8	018	ARIK DEY	IND	D	5.000 <u>12.400</u> (14)	4.300 11.900 (18)	3.900 12.033 (18)	4.800 12.833 (17)	4.800 13.066 (11)	4.100 12.633 (11)	74.865					
				E	7.500 -0.1	7.600	8.133	8.333 -0.3	8.266	8.533						

**Note:**  
Underlined totals indicate starting apparatus.

**Legend:**

<b>D</b> Difficulty	<b>E</b> Execution	<b>Pen.</b> Penalty	<b>Rk</b> Rank
Floor Exercise	Pommel Horse	Rings	Vault
		Parallel Bars	Horizontal Bar



Results  
成绩公告

Rank	Bib	Nation Name							Total
<b>1</b>		<b>CHN - China</b>	<b><u>43.466</u> (1)</b>	<b><u>42.899</u> (1)</b>	<b><u>44.232</u> (1)</b>	<b><u>42.932</u> (1)</b>	<b><u>45.399</u> (1)</b>	<b><u>41.366</u> (1)</b>	<b>260.294</b>
	010	CAI Weifeng	D E	5.600 13.833 8.233		4.800 13.800 9.000	5.800 14.533 8.733		
	011	DENG Shudi	D E	5.900 14.500 8.600		5.800 14.266 8.466	5.200 14.266 9.066		5.900 14.233 8.333
	012	HUANG Mingqi	D E	5.500 14.133 8.633			5.600 14.866 9.266		5.800 13.833 8.033
	013	LIU Yang	D E		6.600 15.400 8.800				
	014	XIAO Ruoteng	D E	6.000 14.833 8.833	5.900 14.266 8.366			5.900 14.900 9.000	5.300 13.300 8.000
	015	ZOU Jingyuan	D E		5.900 14.800 8.900	5.700 14.566 8.866		6.600 15.966 9.366	
<b>2</b>		<b>BRA - Brazil</b>	<b><u>40.666</u> (2)</b>	<b><u>39.398</u> (3)</b>	<b><u>41.832</u> (2)</b>	<b><u>41.632</u> (2)</b>	<b><u>39.533</u> (3)</b>	<b><u>40.465</u> (2)</b>	<b>243.526</b>
	004	NORY Arthur	D E						
	005	PORTO Luis	D E	5.400 13.600 8.200	4.900 12.666 7.766	4.500 12.766 8.266	5.200 13.066 8.166 -0.3		
	006	SOUZA Caio	D E			5.700 14.100 8.400		5.800 14.433 8.633	5.900 13.133 7.233
	007	ZANETTI Arthur	D E	5.700 13.400 8.000 -0.3		6.200 14.966 8.766	5.200 14.166 8.966		
	008	BITENCOURT Lucas	D E	5.300 13.666 8.366	5.100 13.166 8.066		5.200 14.400 9.200	5.100 13.500 8.400	5.400 13.466 8.066
	009	BARRETO JUNIOR Francisco	D E		6.000 13.566 7.566			5.000 11.600 6.600	5.900 13.866 7.966
<b>3</b>		<b>PRK - D.P.R Korea</b>	<b><u>38.332</u> (3)</b>	<b><u>39.466</u> (2)</b>	<b><u>40.132</u> (3)</b>	<b><u>41.399</u> (3)</b>	<b><u>41.366</u> (2)</b>	<b><u>36.932</u> (4)</b>	<b>237.627</b>
	020	RI Yong Min	D E	5.300 12.166 6.866	5.000 12.666 7.666	5.500 13.333 7.833		5.900 13.800 7.900	5.100 12.233 7.133
	021	RI Se Gwang	D E						
	022	KIM Chol	D E				5.200 13.866 8.766 -0.1		
	023	RI Kwang Bom	D E	5.700 12.766 7.066	5.500 13.000 7.500	5.500 13.633 8.133	4.800 13.800 9.100 -0.1	5.600 13.600 8.000	5.100 12.666 7.566
	024	KIM Hyok	D E						
	025	RI Wi Chol	D E	5.600 13.400 7.800	5.800 13.800 8.000	5.300 13.166 7.866	4.800 13.733 8.933	5.800 13.966 8.166	5.400 12.033 6.633
<b>4</b>		<b>IND - India</b>	<b><u>36.499</u> (4)</b>	<b><u>37.199</u> (4)</b>	<b><u>38.099</u> (4)</b>	<b><u>39.399</u> (4)</b>	<b><u>39.399</u> (4)</b>	<b><u>37.566</u> (3)</b>	<b>228.161</b>
	016	RAKESH PATRA	D E		4.200 12.266 8.066	5.300 13.633 8.333	3.200 12.066 8.866	5.300 13.433 8.133	
	017	YOGESHWAR SINGH	D E	5.000 12.966 7.966	4.800 12.600 7.800	4.200 12.066 7.866	4.800 13.733 8.933		4.600 13.166 8.566
	018	ARIK DEY	D E	5.000 13.033 8.133 -0.1			4.800 13.600 8.800	4.800 12.933 8.133	4.100 12.600 8.500
	019	ABHIJEET KUMAR	D E	4.300 10.500 6.200	4.700 12.333 7.633	4.400 12.400 8.000		4.800 13.033 8.233	4.500 11.800 7.300

**Note:**  
Underlined totals indicate starting apparatus.

**Legend:**

<b>D</b> Difficulty	<b>E</b> Execution
Floor Exercise	Pommel Horse
Rings	Vault
Parallel Bars	Horizontal Bar



WUHAN 2019  
7th CISM Military World Games

Hubei Olympic Center Gymnasium  
湖北省奥林匹克体育中心体育馆

FRI 25 OCT 2019

Artistic Gymnastics

体操  
Floor Exercise  
自由体操  
Final  
决赛



## Results

成绩公告



Rank	Bib	Name	Nation Code	D Score	E Score	Pen.	Total
1	011	DENG Shudi	CHN	5.9	8.833		14.733
2	014	XIAO Ruoteng	CHN	6.0	8.666		14.666
3	007	ZANETTI Arthur	BRA	5.8	8.233		14.033
4	006	SOUZA Caio	BRA	5.3	8.400		13.700
5	018	ARIK DEY	IND	4.9	8.100		13.000
6	025	RI Wi Chol	PRK	5.6	6.666	0.1	12.166
7	019	ABHIJEET KUMAR	IND	3.5	8.433		11.933
8	020	RI Yong Min	PRK	5.3	6.600		11.900

### Legend:

<b>D</b>	Difficulty	<b>E</b>	Execution	<b>Pen.</b>	Penalty
	Floor Exercise				





## Results

### 成绩公告



Rank	Bib	Name	Nation Code	D Score	E Score	Pen.	Total
1	015	ZOU Jingyuan	CHN	5.9	9.033		14.933
2	014	XIAO Ruoteng	CHN	6.1	8.766		14.866
3	009	BARRETO JUNIOR Francisco	BRA	5.6	8.266		13.866
4	001	MERDINYAN Harutyun	ARM	5.8	8.033		13.833
5	017	YOGESHWAR SINGH	IND	4.8	8.166		12.966
6	008	BITENCOURT Lucas	BRA	4.8	7.366		12.166
7	025	RI Wi Chol	PRK	4.8	7.200		12.000
8	020	RI Yong Min	PRK	5.0	5.833		10.833

#### Legend:

<b>D</b>	Difficulty	<b>E</b>	Execution	<b>Pen.</b>	Penalty
	Pommel Horse				



WUHAN 2019  
7th CISM Military World Games

Hubei Olympic Center Gymnasium  
湖北省奥林匹克体育中心体育馆

FRI 25 OCT 2019

Artistic Gymnastics

体操  
Rings  
吊环  
Final  
决赛



Results  
成绩公告



Rank	Bib	Name	Nation Code	D Score	E Score	Pen.	Total
1	013	LIU Yang	CHN	6.4	8.733		15.133
2	007	ZANETTI Arthur	BRA	6.2	8.500		14.700
3	003	AVETISYAN Artur	ARM	5.9	8.733		14.633
4	002	DAVTYAN Vahagn	ARM	6.1	8.433		14.533
5	010	CAI Weifeng	CHN	5.6	8.200		13.800
6	006	SOUZA Caio	BRA	5.7	7.733		13.433
7	016	RAKESH PATRA	IND	5.1	8.133		13.233
8	023	RI Kwang Bom	PRK	5.5	7.666		13.166

Legend:

<b>D</b>	Difficulty	<b>E</b>	Execution	<b>Pen.</b>	Penalty
	Rings				



WUHAN 2019  
7th CISM Military World Games

Hubei Olympic Center Gymnasium  
湖北省奥林匹克体育中心体育馆

SAT 26 OCT 2019

Artistic Gymnastics

体操  
Vault  
跳马  
Final  
决赛



## Results

成绩公告



Rank	Bib	Name	Nation Code	Vault	D Score	E Score	Pen	Vault Score	Total
1	012	HUANG Mingqi	CHN	1	5.6	9.200	0.1	14.700	14.666
				2	5.2	9.433		14.633	
2	022	KIM Chol	PRK	1	5.6	8.866		14.466	14.333
				2	5.2	9.000		14.200	
3	021	RI Se Gwang	PRK	1	5.6	8.266	0.3	13.566	14.199
				2	6.0	8.833		14.833	
4	005	PORTO Luis	BRA	1	5.2	9.066	0.1	14.166	13.433
				2	4.8	8.200		12.700	
5	017	YOGESHWAR SINGH	IND	1	4.8	8.866		13.666	13.433
				2	4.4	8.800		13.200	
6	027	DO Vu Hung	VIE	1	4.8	7.866		12.666	13.016
				2	5.6	7.766		13.366	
7	018	ARIK DEY	IND	1	4.8	8.600	0.1	13.300	12.466
				2	2.8	8.833		11.633	

**Legend:**

<b>D</b>	Difficulty	<b>E</b>	Execution	<b>Pen.</b>	Penalty
	Vault				



WUHAN 2019  
7th CISM Military World Games

Hubei Olympic Center Gymnasium  
湖北省奥林匹克体育中心体育馆

SAT 26 OCT 2019

Artistic Gymnastics

体操  
Parallel Bars  
双杠  
Final  
决赛



## Results

成绩公告



Rank	Bib	Name	Nation Code	D Score	E Score	Pen.	Total
1	015	ZOU Jingyuan	CHN	6.6	9.266		15.866
2	014	XIAO Ruoteng	CHN	5.9	8.933		14.833
3	006	SOUZA Caio	BRA	5.8	8.700		14.500
4	025	RI Wi Chol	PRK	6.1	7.666		13.766
5	023	RI Kwang Bom	PRK	5.6	7.700		13.300
6	016	RAKESH PATRA	IND	5.3	7.966		13.266
7	018	ARIK DEY	IND	4.8	8.366		13.166
8	009	BARRETO JUNIOR Francisco	BRA	5.7	7.000		12.700

### Legend:

<b>D</b>	Difficulty	<b>E</b>	Execution	<b>Pen.</b>	Penalty
	Parallel Bars				



WUHAN 2019  
7th CISM Military World Games

Hubei Olympic Center Gymnasium  
湖北省奥林匹克体育中心体育馆

SAT 26 OCT 2019

Artistic Gymnastics

Horizontal Bar

体操

单杠

决赛



## Results

成绩公告



Rank	Bib	Name	Nation Code	D Score	E Score	Pen.	Total
1	014	XIAO Ruoteng	CHN	6.1	8.266		14.366
2	011	DENG Shudi	CHN	6.1	8.200		14.300
3	009	BARRETO JUNIOR Francisco	BRA	5.9	8.133		14.033
4	008	BITENCOURT Lucas	BRA	5.7	8.033		13.733
5	017	YOGESHWAR SINGH	IND	4.6	8.466		13.066
6	018	ARIK DEY	IND	4.1	8.766		12.866
7	023	RI Kwang Bom	PRK	5.1	7.700		12.800
8	020	RI Yong Min	PRK	4.1	6.500		10.600

### Legend:

<b>D</b>	Difficulty	<b>E</b>	Execution	<b>Pen.</b>	Penalty
	Horizontal Bar				



## Medallists by Event

按项目的奖牌获得者

As of 26 OCT 2019 at 21:31

Event	Date	Medal	Name	NAT
Men's Singles	26 OCT 2019	GOLD	ZHANG Zhi Zhen	CHN
		SILVER	WU Di	CHN
		BRONZE	BALAJI Sriram	IND
Women's Singles	26 OCT 2019	GOLD	HAN Xin Yun	CHN
		SILVER	SHARIPOVA Sabina	UZB
		BRONZE	LESNIAK Marta	POL
Men's Doubles	26 OCT 2019	GOLD	GONG Mao Xin ZHANG Zhi Zhen	CHN
		SILVER	WU Di ZHAO Jing	CHN
		BRONZE	DUS Karol KOWALCZYK Mateusz	POL
Women's Doubles	26 OCT 2019	GOLD	HAN Xin Yun YE Qiu Yu	CHN
		SILVER	GUO Han Yu SUN Sheng Nan	CHN
		BRONZE	KARIMJANOVA Yasmina SHARIPOVA Sabina	UZB
Mixed Doubles	25 OCT 2019	GOLD	WU Di YE Qiu Yu	CHN
		SILVER	GONG Mao Xin HAN Xin Yun	CHN
		BRONZE	KOWALCZYK Mateusz LESNIAK Marta	POL



## Draw 对阵晋级图

As of 26 OCT 2019

1 <sup>st</sup> Round	Seed	NOC	Quarterfinals	Semifinals	Final
ZHANG Zhi Zhen	(1)	CHN	ZHANG Zhi Zhen (1) 6-1 6-0	Gold: ZHANG Zhi Zhen Silver: WU Di Bronze: BALAJI Sriram	CHN CHN IND
NIKOV Yordan		BUL			
CORREA Joao		BRA	Huynh CHI Khuong 6-0 6-1	ZHANG Zhi Zhen (1) 6-2 6-1	ZHANG Zhi Zhen (1) 6-3 6-4
Huynh CHI Khuong		VIE			
KARIMOV Jurabek	(3)	UZB	KARIMOV Jurabek (3) 6-2 6-3	BALAJI Sriram 1-0 Ret	Gold Medal ZHANG Zhi Zhen (1) 7-6(6) 6-3
ZHAO Jing		CHN			
BALAJI Sriram		IND	BALAJI Sriram 6-3 6-3	FOMIN Sergey (4) 6-3 6-4	WU Di (2) 7-5 6-0
KOWALCZYK Mateusz		POL			
RODRIGUES Rodolfo		BRA	GONG Mao Xin 6-1 6-0	WU Di (2) 6-1 6-2	Bronze Medal BALAJI Sriram 6-2 6-3
GONG Mao Xin		CHN			
SINGH Dalwinder		IND	FOMIN Sergey (4) 7-5 6-2	BALAJI Sriram	FOMIN Sergey (4)
FOMIN Sergey	(4)	UZB			
EQBAL Ishaque		IND	EQBAL Ishaque 6-2 6-2	WU Di (2) 6-1 6-2	BALAJI Sriram
TRAN Hoang Anh Khoa		VIE			
DUS Karol		POL	WU Di (2) 6-1 6-2	BALAJI Sriram	BALAJI Sriram
WU Di	(2)	CHN			



**Draw**  
对阵晋级图

As of 26 OCT 2019

Quarterfinals	Seed	NOC	Semifinals	Final
HAN Xin Yun	(1)	CHN	HAN Xin Yun (1) 6-0 6-0	HAN Xin Yun (1) 6-1 6-7(4) 6-0 <b>Gold Medal</b>
WILK Zuzanna		POL		
KARIMJANOVA Yasmina		UZB	YE Qiu Yu 6-1 7-5	
YE Qiu Yu		CHN		
LESNIAK Marta		POL	LESNIAK Marta 6-4 6-1	
GUO Han Yu		CHN		
SUN Sheng Nan		CHN	SHARIPOVA Sabina (2) 6-7(5) 6-1 6-3	
SHARIPOVA Sabina	(2)	UZB		
			YE Qiu Yu	LESNIAK Marta 6-0 7-6(6) <b>Bronze Medal</b>
			LESNIAK Marta	





**Draw**  
对阵晋级图

As of 26 OCT 2019

Quarterfinals	Seed	NOC	Semifinals	Final
<p><b>Gold:</b> GONG Mao Xin/ZHANG Zhi Zhen CHN  <b>Silver:</b> WU Di/ZHAO Jing CHN  <b>Bronze:</b> DUS Karol/KOWALCZYK Mateusz POL</p>				
GONG Mao Xin ZHANG Zhi Zhen	(1)	CHN	GONG Mao Xin ZHANG Zhi Zhen (1)	<p><b>Gold Medal</b></p> <p>GONG Mao Xin ZHANG Zhi Zhen (1) 6-4 6-4</p> <p><b>Bronze Medal</b></p> <p>DUS Karol KOWALCZYK Mateusz</p> <p>KARIMOV Jurabek FOMIN Sergey (2)</p>
Bye				
DUS Karol KOWALCZYK Mateusz		POL	DUS Karol KOWALCZYK Mateusz	
CORREA Joao RODRIGUES Rodolfo		BRA	6-0 6-1	
WU Di ZHAO Jing		CHN	WU Di ZHAO Jing	
BALAJI Sriram SINGH Dalwinder		IND	6-2 3-6 [10-7]	
Huynh CHI Khuong TRAN Hoang Anh Khoa		VIE	KARIMOV Jurabek FOMIN Sergey (2)	
KARIMOV Jurabek FOMIN Sergey	(2)	UZB	6-2 6-3	
			WU Di ZHAO Jing Ret	
			DUS Karol KOWALCZYK Mateusz	
			KARIMOV Jurabek FOMIN Sergey (2)	
			DUS Karol KOWALCZYK Mateusz Ret	



**Draw**  
对阵晋级图

As of 26 OCT 2019

Semifinals	Seed	NOC	Final
------------	------	-----	-------

<b>Gold:</b>	HAN Xin Yun/YE Qiu Yu	CHN
<b>Silver:</b>	GUO Han Yu/SUN Sheng Nan	CHN
<b>Bronze:</b>	SHARIPOVA Sabina/KARIMJANOVA Y	UZB

HAN Xin Yun YE Qiu Yu	(1)	CHN
LESNIAK Marta WILK Zuzanna		POL

HAN Xin Yun  
YE Qiu Yu (1)

6-2 6-4

**Gold Medal**

HAN Xin Yun  
YE Qiu Yu (1)  
5-7 6-3 [10-5]

GUO Han Yu SUN Sheng Nan		CHN
SHARIPOVA Sabina KARIMJANOVA Yasmina	(2)	UZB

GUO Han Yu  
SUN Sheng Nan

6-3 6-2

**Bronze Medal**

LESNIAK Marta  
WILK Zuzanna

SHARIPOVA Sabina  
KARIMJANOVA Yasmina (2)  
6-0 6-2

SHARIPOVA Sabina  
KARIMJANOVA Yasmina (2)



**Draw**  
对阵晋级图

As of 26 OCT 2019

Quarterfinals	Seed	NOC	Semifinals	Final
<p><b>Gold:</b> WU Di/YE Qiu Yu CHN  <b>Silver:</b> GONG Mao Xin/HAN Xin Yun CHN  <b>Bronze:</b> KOWALCZYK Mateusz/LESNIAK Marta POL</p>				
GONG Mao Xin HAN Xin Yun	(1)	CHN	GONG Mao Xin HAN Xin Yun (1)	<p><b>Gold Medal</b></p> <p><b>WU Di YE Qiu Yu (2)</b> 6-3 6-3</p> <hr/> <p><b>Bronze Medal</b></p> <p>KARIMOV Jurabek SHARIPOVA Sabina</p> <hr/> <p>KOWALCZYK Mateusz LESNIAK Marta Ret</p>
Bye				
KARIMOV Jurabek SHARIPOVA Sabina		UZB	KARIMOV Jurabek SHARIPOVA Sabina	
Bye				
FOMIN Sergey KARIMJANOVA Yasmına		UZB	KOWALCZYK Mateusz LESNIAK Marta	
KOWALCZYK Mateusz LESNIAK Marta		POL	6-4 6-3	
Bye				
WU Di YE Qiu Yu	(2)	CHN	WU Di YE Qiu Yu (2)	
			7-6(3) 6-3	

### Record List 破记录清单

Discipline	Event	Result	Type	Date	Player	Nation
Aeronautical Pentathlon	Individual Men	5322	CR	2019/10/24	LI Rui	China
	Team Men	15781	CR	2019/10/24	XU Wenfan LI Minghao LI Rui YE Bangwu	China
	Individual Women	5628	CR	2019/10/24	HE Haoqin	China
	Team Women	11041	CR	2019/10/24	HE Haoqin CHENG Xin WANG Jia	China
Track & Field	Men's 200m	20.31	CR	2019/10/24	JUNIOR Aldemir	Brazil
	Men's 4 x 100m Relay	38.68	CR	2019/10/24	PEREIRA Rodrigo JUNIOR Aldemir SOUZA Derick OLIVEIRA Paulo Andre	Brazil
	Men's Marathon Individual	2:08:28	CR	2019/10/27	LECHE Shumi	Bahrain
	Men's Shot Put	20.83	CR	2019/10/22	ROMANI Darlan	Brazil
	Men's Shot Put	22.36	CR	2019/10/22	ROMANI Darlan	Brazil
	Men's Shot Put	20.66	CR	2019/10/22	BERTEMES Bob	Luxembourg
	Men's Shot Put	20.74	CR	2019/10/22	BUKOWIECKI Konrad	Poland
	Women's 3000m Steeplechase	9:24.47	CR	2019/10/22	MISMAS Marusa	Slovenia
	Women's 3000m Steeplechase	9:26.35	CR	2019/10/22	GEHA Luiza	Albania
	Women's 3000m Steeplechase	9:19.24	CR	2019/10/22	YAVI Winfred	Bahrain
	Women's 400m	50.15	CR	2019/10/22	NASER Salwa	Bahrain
	Women's 400m Hurdles	55.12	CR	2019/10/24	JAMAL Aminat	Bahrain
	Women's 400m Hurdles	55.23	CR	2019/10/24	RYZHYKOVA Anna	Ukraine
	Women's 4 x 100m Relay	43.29	CR	2019/10/24	FARIAS Bruna ROSA Vitoria BARBOSA Lorraine SANTOS Rosangela	Brazil
	Women's 4 x 100m Relay	43.45	CR	2019/10/24	YUAN Qiqi WANG Xuan KONG Lingwei GE Manqi	China
	Women's 4 x 400m Relay	3:27.84	CR	2019/10/26	KIELBASINSKA Anna HOLUB KOWALIK Malgorzata LINKIEWICZ Joanna SWIETY ERSETIC Justyna	Poland
	Women's 4 x 400m Relay	3:28.09	CR	2019/10/26	MAMINA Alena RUDAKOVA Vera AKSENOVA Kseniia MILLER Polina	Russia
Women's High Jump	2.01	CR	2019/10/23	LASITSKENE Mariia	Russia	
Women's Javelin Throw	63.06	CR	2019/10/25	ZHANG Li	China	
Lifesaving	100 m Manikin Carry with Fins Men	00:44.37	CR	2019/10/21	MALKOWSKI Jan	Germany
	100 m Rescue Medley Men	01:02.13	CR	2019/10/21	LING Huanan	China
	100 m Manikin Tow with Fins Men	00:49.17	CR	2019/10/22	KABANOV Pavel	Russia
	200 m Obstacle Swim Men	01:53.45	CR	2019/10/22	HOU Yujie	China
	200 m Super Lifesaver Men	02:12.56	CR	2019/10/20	NIU Yujie	China
	4 x 25 m Manikin Relay Men	01:05.31	CR	2019/10/21	KOTOWSKI Wojciech DUBIEL Adam STANIELEWICZ Bartosz NAKIELSKI Hubert	Poland
	4 x 50 m Medley Relay Men	01:27.37	CR	2019/10/22	HOU Yujie LI Zhuoheng NIU Yujie ZHANG Jia	China

Legend:  
**CR** CISM Record      **WR** World Record      **ECR** Equal CISM Record      **QCR** Qualification CISM Record

### Record List 破记录清单

Discipline	Event	Result	Type	Date	Player	Nation
Lifesaving	4 x 50 m Obstacle Relay Men	01:34.80	WR	2019/10/20	SU Weijun ZHANG Jia LING Huanan HOU Yujie	China
	4 x 50 m Obstacle Relay Men	01:34.80	CR	2019/10/20	SU Weijun ZHANG Jia LING Huanan HOU Yujie	China
	50 m Manikin Carry Men	00:29.94	CR	2019/10/20	KOTOWSKI Wojciech	Poland
	100 m Manikin Carry with Fins Women	00:53.15	CR	2019/10/21	STROTKOETTER Jule Elisabeth	Germany
	100 m Rescue Medley Women	01:09.97	CR	2019/10/21	WU Huimin	China
	100 m Manikin Tow with Fins Women	00:58.75	CR	2019/10/22	PATLASOVA Mariia	Russia
	200 m Obstacle Swim Women	02:02.95	CR	2019/10/22	ZHANG Sishi	China
	200 m Super Lifesaver Women	02:28.51	CR	2019/10/20	DAI Xiaodie	China
	4 x 25 m Manikin Relay Women	01:19.02	CR	2019/10/21	HU Yifan WU Huimin BAO Xueyi DAI Xiaodie	China
	4 x 50 m Medley Relay Women	01:40.97	CR	2019/10/22	de SOUZA Priscila FAGUNDES Isabel XAVIER Thais ATHAYDE Carolina	Brazil
4 x 50 m Obstacle Relay Women	01:47.58	CR	2019/10/20	QIU Yuhan WU Huimin DAI Xiaodie ZHANG Sishi	China	
50 m Manikin Carry Women	00:33.93	CR	2019/10/20	WU Huimin	China	
Military Pentathlon	Men Individual Obstacle Run	2:09.5	WR	2019/10/20	PAN Yucheng	China
	Men Individual Obstacle Swimming	23.8	WR	2019/10/21	ZHANG Zheng	China
	Team Men	22186.6	WR	2019/10/23	ANIU Ergu	China
	Women Individual	5627.2	WR	2019/10/23	LU Pinpin	China
	Women Individual Obstacle Run	2:10.9	WR	2019/10/20	LU Pinpin	China
	Team Women	16701.1	WR	2019/10/23	GUAN Chaonan	China
Shooting	300m Military Rapid Fire Rifle - Team	1719-41x	CR	2019/10/24	HUI Zicheng CAO Bo ZHAO Zhonghao	China
	Shotgun Men Skeet Individual	56	CR	2019/10/25	WANG Yang	China
	Shotgun Men Skeet Team	364	ECR	2019/10/25	ASTAKHOV Anton ZEMLIN Alexander SKOROBOGATOV Aleksei	Russia
	300m Standard Rifle 3 Positions - Individual	590-27x	ECR	2019/10/21	LOCHBIHLER Jan	Switzerland
	300m Standard Rifle 3 Positions - Individual	590-25x	ECR	2019/10/22	HUI Zicheng	China
	Shotgun Men Trap Individual	43	CR	2019/10/21	WOJTASIEWICZ Jaromir	Poland
	Shotgun Men Trap Team	358	CR	2019/10/21	YU Xiaokai XIA Wei GUO Yuhao	China
	25m Pistol Women - Individual	590-22x	ECR	2019/10/22	REITZ Sandra Stanja	Germany
	50m Rifle 3 Positions Women Individual	1185-61x	CR	2019/10/23	KARIMOVA Iuliia	Russia
	50m Rifle 3 Positions Women Individual	1185-72x	ECR	2019/10/24	ZYKOVA Iuliia	Russia
	50m Rifle 3 Positions Women Individual	1183-68x	ECR	2019/10/23	KALNYSH Nataliia	Ukraine
	50m Rifle 3 Positions Women Team	3542-194x	CR	2019/10/23	KARIMOVA Iuliia ZYKOVA Iuliia KHOROSHEVA Polina	Russia
	50m Rifle Prone Women Individual	626.2	CR	2019/10/20	PLENGSAENGTHONG Ratchadaporn	Thailand
	50m Rifle Prone Women Team	1867.4	CR	2019/10/20	KALNYSH Nataliia ILINA Anna LESKIV Lesia	Ukraine
	Shotgun Women Skeet Individual	122	QCR	2019/10/25	CHEN Xiaoyao	China

Legend:  
**CR** CISM Record      **WR** World Record      **ECR** Equal CISM Record      **QCR** Qualification CISM Record

### Record List 破记录清单

Discipline	Event	Result	Type	Date	Player	Nation
Shooting	Shotgun Women Skeet Individual	55	CR	2019/10/25	CHEN Xiaoyao	China
	Shotgun Women Skeet Team	353	CR	2019/10/25	CHE Yufei CHEN Xiaoyao ZHANG Heng	China
	Shotgun Women Trap Individual	120	QCR	2019/10/21	WANG Xiaojing	China
	Shotgun Women Trap Individual	43	CR	2019/10/21	LI Qingnian	China
	Shotgun Women Trap Team	357	CR	2019/10/21	LI Qingnian DENG Weiyun WANG Xiaojing	China
	Trap Mixed Team	142	QCR	2019/10/22	RESCA Daniele IEZZI Alessia	Italy
	Trap Mixed Team	36	CR	2019/10/22	RESCA Daniele IEZZI Alessia	Italy
Swimming	Breaststroke 100 m Men	59.49	CR	2019/10/19	YAN Zibei	China
	Breaststroke 100 m Men	59.17	CR	2019/10/19	CHUPKOV Anton	Russia
	Freestyle 100 m Men	47.86	CR	2019/10/22	GRINEV Vladislav	Russia
	Freestyle 1500 m Men	15:01.82	CR	2019/10/23	FROLOV Sergii	Ukraine
	Backstroke 200 m Men	1:56.88	CR	2019/10/23	LI Guangyuan	China
	Freestyle 200 m Men	1:46.54	CR	2019/10/21	JI Xinjie	China
	Individual Medley 200 m Men	1:56.25	CR	2019/10/20	WANG Shun	China
	Freestyle 400 m Men	3:48.33	CR	2019/10/22	JI Xinjie	China
	Individual Medley 400 m Men	4:10.13	CR	2019/10/21	WANG Shun	China
	Freestyle Relay 4 x 100 m Men	3:14.36	CR	2019/10/20	SPAJARI Pedro SCHEFFER Fernando CALVELO Andre FERREIRA Marco	Brazil
	Medley Relay 4 x 100 m Men Relay	3:33.57	CR	2019/10/22	LARIN Roman CHUPKOV Anton GRINEV Vladislav PAKHOMOV Daniil	Russia
	Freestyle Relay 4 x 200 m Men	7:13.35	CR	2019/10/19	JI Xinjie LIU Shaofeng HE Junyi WANG Shun	China
	Butterfly 50 m Men	22.84	CR	2019/10/20	KOSTIN Oleg	Russia
	Backstroke 100 m Women	1:00.14	CR	2019/10/21	CHEN Jie	China
	Breaststroke 100 m Women	1:07.17	CR	2019/10/23	YU Jingyao	China
	Freestyle 100 m Women	53.93	CR	2019/10/21	YANG Junxuan	China
	Breaststroke 200 m Women	2:23.36	CR	2019/10/22	YU Jingyao	China
	Freestyle 200 m Women	1:56.21	CR	2019/10/20	YANG Junxuan	China
	Individual Medley 200 m Women	2:12.78	CR	2019/10/22	LESAFFRE Fantine	France
	Individual Medley 200 m Women	2:12.07	CR	2019/10/22	LESAFFRE Fantine	France
	Freestyle 400 m Women	4:04.42	CR	2019/10/19	WANG Jianjiahe	China
	Freestyle Relay 4 x 100 m Women	3:39.57	CR	2019/10/20	WANG Jianjiahe YANG Junxuan ZHANG Yufei ZHU Menghui	China
	Medley Relay 4 x 100 m Women	4:00.16	CR	2019/10/19	YANG Junxuan ZHANG Yufei CHEN Jie YU Jingyao	China
Backstroke 50 m Women	27.81	CR	2019/10/23	CHEN Jie	China	
Butterfly 50 m Women	25.96	CR	2019/10/22	HENIQUE Melanie	France	
Freestyle 50 m Women	25.01	CR	2019/10/19	ZHU Menghui	China	
Freestyle 50 m Women	24.81	CR	2019/10/19	ZHU Menghui	China	
Freestyle 800 m Women	8:24.82	CR	2019/10/23	WANG Jianjiahe	China	

Legend:  
**CR** CISM Record      **WR** World Record      **ECR** Equal CISM Record      **QCR** Qualification CISM Record

### Record List 破记录清单

Discipline	Event	Result	Type	Date	Player	Nation
Swimming	Mixed 4 x 100m Freestyle Relay	3:26.04	CR	2019/10/21	JI Xinjie HE Junyi YANG Junxuan ZHU Menghui	China
	Mixed 4 x 100m Medley Relay	3:43.64	CR	2019/10/23	YAN Zibei LI Guangyuan YANG Junxuan ZHANG Yufei	China

Legend:  
**CR** CISM Record      **WR** World Record      **ECR** Equal CISM Record      **QCR** Qualification CISM Record