

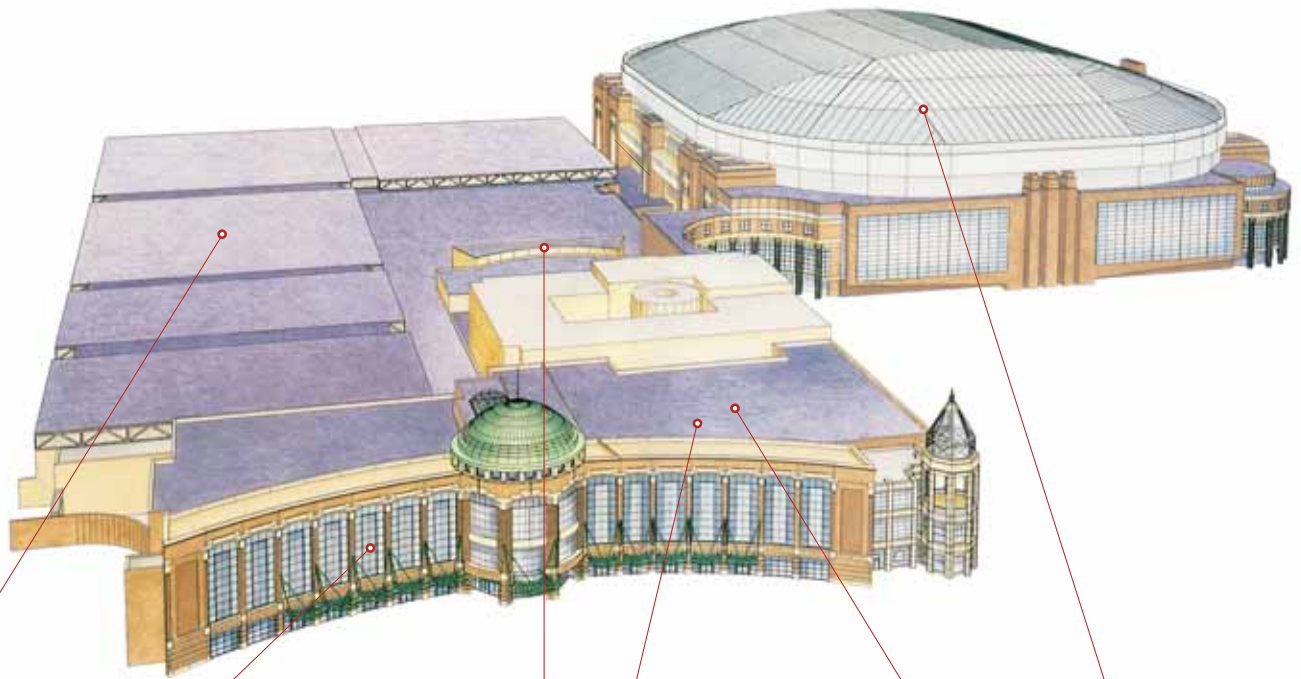
● AMERICA'S CENTER



America's Center®

America's Center

502,000 sq. ft. of contiguous exhibit space



340,000 sq. ft. of exhibit space with contiguous ceiling height of **40 ft.**, air wall track is **34 ft.** and utilities at **30 ft.** centers

96 flexible rooms with **59** meeting rooms and **37** rooms for show offices/storage/etc.

1,411 seat Ferrara Theatre

IACC certified Executive Conference Center

28,000 sq. ft. ballroom

67,277 seat Edward Jones Dome (162,000 sq. ft. of exhibit space)

Whether your meeting is large, small or somewhere in between, the America's Center convention complex offers a unique combination of flexible facilities and services for any event.

In addition to **502,000 square feet** of exhibit space, **first-class catering** options, and **easy access**, St. Louis offers one stop shopping for meeting planners. Our professional staff includes the marketing, sales, services and facilities staff all under one roof. Literally.

The St. Louis Convention & Visitors Commission manages and operates the **America's Center®** convention complex, which includes **six contiguous exhibit halls**, **96 meeting rooms**, the **67,277-seat Edward Jones Dome**, **1,411-seat Ferrara Theatre**, **28,000 square-foot ballroom** and the **IACC certified St. Louis Executive Conference Center**.

One building, one staff, all under one roof.

Just another way St. Louis brings your next great meeting all within reach.

Level 1

COLE STREET




EXHIBIT HALLS

	GROSS SQ. FT.	THEATRE	BANQUET	10x10 BOOTHS
Exhibit Hall 1	50,000	3,000	1,850	225
Exhibit Hall 2	50,000	3,000	1,850	225
Exhibit Hall 3	80,000	6,000	3,000	400
Exhibit Hall 4	80,000	6,000	3,000	400
Exhibit Hall 5	80,000	6,000	3,000	400

EDWARD JONES DOME / HALL 6

	GROSS SQ. FT.	THEATRE	BANQUET	10x10 BOOTHS
Annex	17,000	-	-	40

Seats Retracted (maximum floor space)

Section North	72,500	6,000	3,000	350
Section South	72,500	6,000	3,000	350
Capacity Totals	145,000	12,000	6,000	700

Seats Extended (maximum elevated seating)

Section North	52,500	4,000	2,250	250
Section South	52,500	4,000	2,250	250
Capacity Totals	104,000	8,000	4,500	500

Hall 6 features "column free" space and is divisible to create unobstructed exhibit space as well as small and large general sessions and banquets.

Concourse Seating Capacity: 28,352 | Terrace Seating Capacity: 29,400

FERRARA THEATRE

ROOM #	DIMENSIONS	TOTAL SQ. FT.	CEILING HEIGHT	THEATRE
Theatre	-	-	-	1,411
Dressing Room 1	9' x 12' (actual) 7' x 10' (usable)	108 70	9' 9'	-
Dressing Room 2	12' x 10' (actual) 8' x 10' (usable)	120 80	9' 9'	-

Notes: Dressing rooms have private restrooms and showers. Dressing rooms are for Ferrara Theatre use only. Permanent seating on three levels. Permanent stage and AV equipment.

Meeting room capacities are based on:

Chairs - 22" wide x 22" deep stacking chairs that hook together except in 220 Complex where ballroom chairs 19" wide x 19" deep are used.

Theatre Set - 8' deep x 12' wide stage with first row of seating 6' from the front of the stage. 3'2" row width. Rooms at least 30' wide: 4' center aisle; Rooms less than 30' wide: No center aisle. 3' perimeter aisles, minimum.

Classroom Set - 8'x18" tables in most rooms, some sets will use 6'x18" tables. 4 chairs per 8'x18" table, 3 chairs per 6'x18" table. 8' deep x 12' wide stage with first row of tables 6' from the front of the stage. 4'6" row width. Rooms 2,000 square feet or greater: 4' center aisle; Rooms less than 2,000 square feet: No center aisle. 3' perimeter aisles, minimum.

Banquet Set - 72" round tables; 12' from center to center of adjacent table. 10 chairs per table.

LEVEL 1

90 Series (7 rooms)

ROOM #	DIMENSIONS	TOTAL SQ. FT.	CEILING HEIGHT	THEATRE	CLASSROOM	BANQUET
90	14' x 14'	196	8' 11"	–	–	10
91	16' x 13'	208	8' 11"	–	–	10
92	16' x 14'	224	8' 11"	–	–	10
93	16' x 14'	224	8' 11"	–	–	10
94	16' x 14'	224	8' 11"	–	–	10
95	16' x 14'	224	8' 11"	–	–	10
96	16' x 15'	240	8' 11"	–	–	20

Note: Show Office, Press Room, Storage Room, etc.

100 Complex (7 Rooms)**

ROOM #	DIMENSIONS	TOTAL SQ. FT.	CEILING HEIGHT	THEATRE	CLASSROOM	BANQUET
100	55' x 49'	2,695	13' 11"	243	146	120
101	55' x 44'	2,420	13' 11"	208	126	120
102	55' x 46'	2,530	13' 11"	220	126	120
103	56' x 46'	2,576	13' 11"	220	126	120
104	55' x 44'	2,420	13' 11"	208	126	120
105	55' x 49'	2,695	13' 11"	243	146	120
106	43' x 36'	1,548	13' 11"	112	72	60
Corridor	21' x 141'	2,961	13' 11"	–	–	–

Complex Total 19,845

Notes: Movement of portable walls provides a combination of rooms in the 100 Complex.

**Six (6) 2x2 columns in complex.

Plaza Perimeter Rooms (7 rooms)

ROOM #	DIMENSIONS	TOTAL SQ. FT.	CEILING HEIGHT	THEATRE	CLASSROOM	BANQUET
111	30' x 23'	690	9' 11"	–	–	30
112	13' x 14'	182	9' 11"	–	–	10
113	13' x 14'	182	9' 11"	–	–	10
115	30' x 22'	660	9' 11"	–	–	30
116	30' x 22'	660	9' 11"	–	–	30
117	17' x 9'	153	9' 11"	–	–	20
118	26' x 14'	364	9' 11"	–	–	30

Note: Show Office, Press Room, Storage Room, etc.

120 Complex (8 Rooms)

ROOM #	DIMENSIONS	TOTAL SQ. FT.	CEILING HEIGHT	THEATRE	CLASSROOM	BANQUET
120	45' x 55'	2,475	13' 11"	192	118	120
121	45' x 29'	1,305	13' 11"	96	59	60
122	45' x 29'	1,305	13' 11"	96	58	60
123	45' x 56'	2,520	13' 11"	200	123	120
124	45' x 56'	2,520	13' 11"	200	126	120
125	45' x 29'	1,305	13' 11"	96	59	60
126	45' x 29'	1,305	13' 11"	96	59	60
127	45' x 55'	2,475	13' 11"	192	121	120

Complex Total 90' x 171' 15,390

Note: Movement of portable walls provides a combination of rooms in the 120 Complex.

130 Complex (3 Rooms)

ROOM #	DIMENSIONS	TOTAL SQ. FT.	CEILING HEIGHT	THEATRE	CLASSROOM	BANQUET
130	75' x 55'	4,125	13' 11"	408	264	220
131	75' x 59'	4,425	13' 11"	416	272	220
132	75' x 56'	4,200	13' 11"	425	276	220

Complex Total 75' x 170' 12,750

Note: Movement of portable walls provides a combination of rooms in the 130 Complex.

140 Complex (6 Rooms)**

ROOM #	DIMENSIONS	TOTAL SQ. FT.	CEILING HEIGHT	THEATRE	CLASSROOM	BANQUET
140	55' x 36'	1,980	9'0"/13'0"	122	88	100
141	51' x 42'	2,142	9'0"/13'0"	150	104	110
142	55' x 37'	2,035	9'0"/13'0"	153	92	110
143	51' x 42'	2,142	9'0"/13'0"	150	104	110
144	55' x 31'	1,705	9'0"/13'0"	107	83	80
145	55' x 49'	2,695	9'0"/13'0"	173	93	120

Complex Total 12,699

Notes: Movement of portable walls provides a combination of rooms in the 140 Complex.

**Seven (7) columns in complex.

150 Complex (3 Rooms)**

ROOM #	DIMENSIONS	TOTAL SQ. FT.	CEILING HEIGHT	THEATRE	CLASSROOM	BANQUET
150	38' x 39'	1,482	12'/13' 6"	72	48	70
151	38' x 38'	1,444	13' 6"	72	48	70
152	37' x 38'	1,406	11'6"/13' 6"	75	56	80

Complex Total 4,332

Notes: Movement of portable walls provides a combination of rooms in the 150 Complex.

**Three (3) columns in complex.

160 Complex (4 Rooms)**

ROOM #	DIMENSIONS	TOTAL SQ. FT.	CEILING HEIGHT	THEATRE	CLASSROOM	BANQUET
160*	37' x 38'	1,406	11' 6"/13' 6"	83	56	80
161*	38' x 38'	1,444	13' 6"	72	48	70
162	38' x 34'	1,292	13' 6"	60	48	50
163	38' x 33'	1,254	13' 6"	55	41	50

Complex Total 5,396

Notes: Movement of portable walls provides a combination of rooms in the 160 Complex.

*Rooms 160 and 161 are not available during a Dome seated event.

**Four (4) columns in complex.

Locker Rooms

ROOM #	DIMENSIONS	TOTAL SQ. FT.	CEILING HEIGHT	THEATRE	CLASSROOM	BANQUET
A	51' x 55'	2,805	10'	–	–	–
B	45' x 37'	1,665	12'	–	–	–
C	70' x 24'	1,680	12'	–	–	–
D	46' x 24'	1,104	12'	–	–	–

Notes: Rooms A, B, C and D have restrooms and showers. The locker rooms are only available if Dome is being used. Rooms A & B are utilized by the St. Louis Rams and may not be available.

170 Series (8 Rooms)

ROOM #	DIMENSIONS	TOTAL SQ. FT.	CEILING HEIGHT	THEATRE	CLASSROOM	BANQUET
172	10' x 7'	70	10'	–	–	–
173A	33' x 18'	594	12'	–	–	–
173B	33' x 15'	495	12'	–	–	–
174	11' x 8'	88	9' 10"	–	–	–
175	34' x 22'	748	10'	–	–	–
176	22' x 28'	616	9' 10"	–	–	–
177	15' x 14'	210	9' 10"	–	–	–
178	9' x 10'	90	9'	–	–	–

Notes: Rooms 172, 174, 176, 177, and 178 have restrooms and showers.

Room 175 has a private restroom. Rooms 173A and 173B may be combined.

These rooms are only available if Dome is being used.

180 Series (4 Rooms)

ROOM #	DIMENSIONS	TOTAL SQ. FT.	CEILING HEIGHT	THEATRE	CLASSROOM	BANQUET
180	18' x 7'	126	7' 11"	–	–	–
181	18' x 7'	126	7' 11"	–	–	–
182	32' x 18'	576	12'	–	–	–
183	25' x 18'	450	10' 9"	–	–	–

Notes: Rooms 182 and 183 have restrooms and showers.

These rooms are only available if Dome is being used.

LEVEL 2

200 (1 Room)

ROOM #	DIMENSIONS	TOTAL SQ. FT.	CEILING HEIGHT	THEATRE	CLASSROOM	BANQUET
200	29' Diameter	660	14'	–	–	40

Note: Show Office, Speaker Ready Room, glass enclosed, etc.

220 Complex (10 Rooms) America's Ballroom

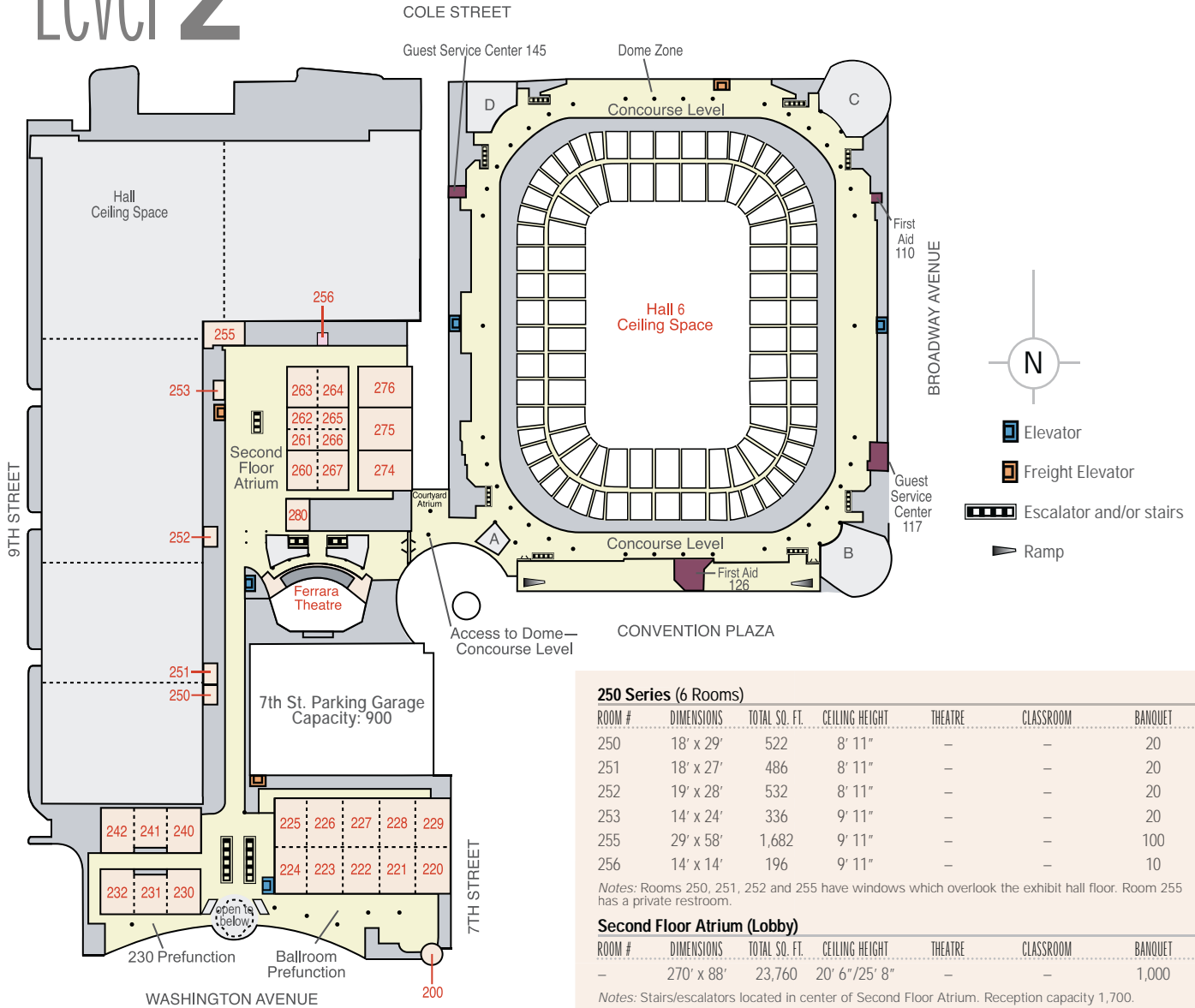
ROOM #	DIMENSIONS	TOTAL SQ. FT.	CEILING HEIGHT	THEATRE	CLASSROOM	BANQUET
220	62' x 43'	2,666	25' 11"/33' 10"	291	152	140
221	62' x 44'	2,728	25' 11"/33' 10"	283	152	140
222	62' x 44'	2,728	25' 11"/33' 10"	283	152	140
223	62' x 44'	2,728	25' 11"/33' 10"	283	152	140
224	62' x 42'	2,604	25' 11"/33' 10"	221	116	130
225	62' x 42'	2,604	25' 11"/33' 10"	221	116	130
226	62' x 44'	2,728	25' 11"/33' 10"	283	152	140
227	60' x 44'	2,640	25' 11"/33' 10"	283	144	130
228	62' x 44'	2,728	25' 11"/33' 10"	283	152	140
229	62' x 43'	2,666	25' 11"/33' 10"	291	152	140

Complex Total 221' x 125' 27,625

Notes: This space has ballroom style appointments, extra high ceilings and 6 spot lighting galleries.

Movement of portable walls provides a combination of rooms in the 220 Complex.

Level 2



250 Series (6 Rooms)

ROOM #	DIMENSIONS	TOTAL SQ. FT.	CEILING HEIGHT	THEATRE	CLASSROOM	BANQUET
250	18' x 29'	522	8' 11"	—	—	20
251	18' x 27'	486	8' 11"	—	—	20
252	19' x 28'	532	8' 11"	—	—	20
253	14' x 24'	336	9' 11"	—	—	20
255	29' x 58'	1,682	9' 11"	—	—	100
256	14' x 14'	196	9' 11"	—	—	10

Notes: Rooms 250, 251, 252 and 255 have windows which overlook the exhibit hall floor. Room 255 has a private restroom.

Second Floor Atrium (Lobby)

ROOM #	DIMENSIONS	TOTAL SQ. FT.	CEILING HEIGHT	THEATRE	CLASSROOM	BANQUET
—	270' x 88'	23,760	20' 6"/25' 8"	—	—	1,000

Notes: Stairs/escalators located in center of Second Floor Atrium. Reception capacity 1,700.

260 Series (8 Rooms)

ROOM #	DIMENSIONS	TOTAL SQ. FT.	CEILING HEIGHT	THEATRE	CLASSROOM	BANQUET
260	45' x 55'	2,475	14'	192	118	120
261	45' x 28'	1,260	14'	96	59	60
262	45' x 28'	1,260	14'	96	58	60
263	45' x 55'	2,475	14'	192	118	120
264	45' x 55'	2,475	14'	192	118	120
265	45' x 28'	1,260	14'	96	59	60
266	45' x 28'	1,260	14'	96	59	60
267	45' x 55'	2,475	14'	192	118	120

Note: Movement of portable walls provides a combination of some rooms in the 260 Series.

270 Series (3 Rooms)

ROOM #	DIMENSIONS	TOTAL SQ. FT.	CEILING HEIGHT	THEATRE	CLASSROOM	BANQUET
274	75' x 54'	4,050	14'	408	256	220
275	75' x 57'	4,275	14'	416	261	220
276	75' x 53'	3,975	14'	391	232	220

280 (1 Room)

ROOM #	DIMENSIONS	TOTAL SQ. FT.	CEILING HEIGHT	THEATRE	CLASSROOM	BANQUET
280	40' x 29'	1,160	13' 11"	84	55	60

230 Complex (3 Rooms)

ROOM #	DIMENSIONS	TOTAL SQ. FT.	CEILING HEIGHT	THEATRE	CLASSROOM	BANQUET
230	59' x 43'	2,537	12' 11"	216	128	120
231	51' x 44'	2,244	12' 11"	198	112	120
232	57' x 44'	2,508	12' 11"	216	128	120

Complex Total 7,289

Note: Movement of portable walls provides a combination of rooms in the 230 complex.

240 Complex (3 Rooms)

ROOM #	DIMENSIONS	TOTAL SQ. FT.	CEILING HEIGHT	THEATRE	CLASSROOM	BANQUET
240	60' x 43'	2,580	13'	216	136	140
241	53' x 44'	2,332	13'	198	128	120
242	59' x 45'	2,655	13'	216	136	120

Complex Total 7,567

Note: Movement of portable walls provides a combination of rooms in the 240 Complex.

St. Louis Convention & Visitors Commission

St. Louis Convention & Visitors Commission

Marketing Division
701 Convention Plaza
Suite 300
St. Louis, MO 63101

800.325.7962
314.421.1023 main
314.621.7729 fax

www.explorestlouis.com
meetings@explorestlouis.com

Facilities Division
701 Convention Plaza
St. Louis, MO 63101

314.342.5036 main
314.342.5040 fax

