

**THE JAPANESE GOVERNMENT ASSET
SYSTEM AND CURRENT CONDITIONS**

日本の国有財産制度と現状

March 2017

平成29年3月

**Government Asset Information Office
Financial Bureau, Ministry of Finance**

財務省理財局国有財産情報室

CONTENTS

目 次

I. Government Asset System	2
(国有財産の制度)	
1. Scope of Government Assets	2
(国有財産とは)	
2. Classification and Type of Government Assets	2
(国有財産の分類及び種類)	
3. Management and Disposal of Government Assets	4
(国有財産の管理及び処分)	
II. Current Value of Government Assets	12
(国有財産の現在額)	
1. Total Value of Government Assets	12
(国有財産の総額)	
2. Current Value by Category	12
(区分別現在額)	
3. Current Value by Account, Classification and Type	20
(会計別・分類別・種類別現在額)	
4. Current Value by Jurisdiction	20
(所管別現在額)	
III. Changes in the Value of Government Assets	22
(国有財産の増減額)	
1. Total Changes in the Value	22
(増減の総額)	
2. Changes by Category	22
(区分別増減額)	

3. Changes by Account	22
(会計別増減額)	
4. Changes by Classification and Type	22
(分類別・種類別増減額)	
5. Changes by Jurisdiction	24
(所管別増減額)	
6. Changes by Cause	24
(事由別増減額)	
7. Price Revision in the Government Asset Register	32
(国有財産の台帳価格改定)	
8. Trend in the Value of Government Assets	34
(国有財産の推移)	
IV. Key Points Concerning Government Buildings	36
(国の庁舎等の概況)	
1. Key Points Concerning Government Buildings	36
(国の庁舎等の概要)	
2. System for the Special Government Asset Consolidation Plan	38
(特定国有財産整備計画制度)	
V. Outline of Housing for National Government Employees	40
(国家公務員宿舎の概況)	
VI. Current Conditions of Non-Administrative Assets	42
(財務省所管一般会計所属普通財産の現状)	
1. Current Value	42
(現在額)	
2. Changes in the Value in FY2015	42

(平成27年度中の増減)	
3. Current Conditions of Management and Disposal	44
(管理及び処分の状況)	
4. Trend of the Value of Non-Administrative Assets (Land)	48
(普通財産(土地)の推移)	
5. Trend of Government Asset-Related Revenues (Local Finance Bureau)	48
(国有財産関係歳入(財務局分)の推移)	
VII. Councils on Government Assets	50
(国有財産に関する審議会)	
VIII. Inspection of Government Assets	52
(国有財産の監査)	
1. Outline	52
(監査の概要)	
2. Inspection	52
(監査事務)	
IX. Provision of Information on Government Assets	60
(国有財産に関する情報提供)	
1. Reports Based on Laws	60
(法令に基づく報告)	
2. Provision of Information	60
(情報提供)	
X. Effective Use of Unused National Land and the Sell-Off of Government Assets with Rights	64

(未利用国有地の有効活用と権利付財産の売却)

1. Current Status (acceptance, ownership, sell-off) of Unused National Land and Government Assets with Rights	64
--	-----------

(未利用国有地及び権利付財産の引受・保有・売却状況)

2. Introduction of Various Disposal Methods	64
--	-----------

(多様な管理処分手法の導入)

3. Other Management and Disposal Methods	68
---	-----------

(その他の管理処分手法)

XI. Sale of Government-Owned Stocks	72
--	-----------

(政府保有株式の売却状況)

1. NTT Stocks	72
----------------------------	-----------

(NTT株式)

2. JT Stocks	74
---------------------------	-----------

(JT株式)

3. JP Holdings Stocks	76
------------------------------------	-----------

(日本郵政株式)

4. Japan Alcohol Corporation Stocks	78
--	-----------

(日本アルコール産業株式)

THE JAPANESE GOVERNMENT ASSET SYSTEM AND CURRENT CONDITIONS

日本の国有財産制度と現状

I Government Asset System

1. Scope of Government Assets

Assets owned by the national government encompass a spectrum ranging from cash and deposits to real estate such as land and buildings, movables such as vessels, automobiles, and aircraft, claims such as loans receivable, intellectual property rights such as copyright and patent right, and usufructs such as superficies and mining rights. (These are government assets in the broad sense of the term.) However, in this report government assets refer to those that are stipulated in Article 2 of the National Government Asset Act (Act No. 73 of 1948) and Article 4 of the Supplementary Provisions. (These are government assets in the narrow sense of the term.) They are indicated in Table 1.

2. Classification and Type of Government Assets

Government assets are classified into two groups: administrative assets that are used by the national government for administrative purposes, and non-administrative assets, or assets other than administrative assets. Administrative assets are further divided into four groups depending on their use or purpose (Article 3 of the National Government Asset Act).

(1) Administrative assets

A. Official property

Properties used by the national government for its duties and projects or as houses for its officials, or properties that the government has decided to use for the above purposes (Examples; government buildings, housing for national government employees)

B. Public property

Properties that are directly used for public purposes by the national government or properties that the government has decided to use for such purposes (Examples: parks, roads, beach sites)

C. Imperial property

Properties that the National government has provided for use by the imperial household, or properties that the government has decided to provide for imperial household use (Examples: the Imperial Palace, imperial villas, imperial tombs)

D. Forest management property

Properties that are used by the national government for forest management, or properties that the government has decided to use for the above purposes

第1 国有財産の制度

1. 国有財産とは

国の所有する財産には、現金や預金のほか、土地・建物等の不動産、船舶・自動車・航空機等の動産、貸付金等の債権、著作権・特許権等の知的財産権、地上権・鉱業権等の用益物権等多種多様なものがある（広義の国有財産）が、ここにいる国有財産とは、国有財産法（昭和23年法律第73号）第2条及び附則第4条に規定されている財産（狭義の国有財産）、すなわち第1表に示すものをいう。

2. 国有財産の分類及び種類

国有財産は、国の行政の用に供するため所有する行政財産と、それ以外の普通財産とに分類され、行政財産は、さらに用途又は目的に従って、4つの種類に分けられている（国有財産法第3条）。

(1) 行政財産

イ. 公用財産

国において国の事務、事業又はその職員の住居の用に供し、又は供するものと決定した財産（例えば、庁舎、国家公務員宿舎）

ロ. 公共用財産

国において直接公共の用に供し、又は供するものと決定した財産（例えば、公園、道路、海浜地）

ハ. 皇室用財産

国において皇室の用に供し、又は供するものと決定した財産（例えば、皇居、御所、御用邸、陵墓）

ニ. 森林経営用財産

国において森林経営の用に供し、又は供するものと決定した財産

(2) Non-administrative assets

Non-administrative assets refer to all government assets other than administrative assets that are not directly used for any specific administrative purposes. These include assets with various characteristics.

These assets can be roughly divided into those that have characteristics similar to administrative assets and those that do not have such characteristics. Among the former assets are i) Government financing shares acquired by making investment in money or in kind based on the provisions of special laws in order to achieve a policy objective and ii) Camps, airfields, and port facilities, etc. that are provided to the US armed forces under treaties. Unlike ordinary non-administrative assets, these cannot be disposed of at the discretion of the government. The latter assets are those that need to be efficiently and properly managed and disposed of in response to the social demands of the time.

Some of the non-administrative assets are those received by the government in lieu of monetary inheritance tax payments and some others are those that have been rendered unnecessary as administrative assets.

3. Management and Disposal of Government Assets

(1) Management and disposal system

Managing government assets means acquiring, maintaining or preserving such assets, or using them for financial asset management such as loans, and disposing of government assets refers to the sell-off, exchanging, beneficial transfer or entrustment of such assets. Management and disposal systems differ between administrative assets and non-administrative assets.

While administrative assets are managed by the head of a ministry or agency (Article 5 of the National Government Asset Act), said ministry or agency head is not allowed to directly dispose of the assets, sell them, rent them, or establish private rights thereon (Article 18 of the National Government Asset Act) unless otherwise stipulated in the National Government Asset Act. (For example, in cases where a local government provides a property as a facility for a railway or other public transport service that manages its own affairs and establishes superficies on said property, and where part of the property such as a government building is leased to an entity unrelated to the national government when the property has extra space).

On the other hand, non-administrative assets are in principle managed and disposed of by the Minister of Finance (Article 6 of the National Government Asset Act) and he or she may sell them, rent them, or establish private rights on the assets in question (Article 20 of the National Government Asset Act).

(2) 普通財産

普通財産とは、行政財産以外の一切の国有財産をいい、原則として特定の行政目的に直接供されることのないものであり、その内容は様々な性格の財産から構成されている。

これらの財産は、行政財産に近い性格を有する財産とそれ以外の財産に大別できる。前者の例としては、イ．国が政策目的を達成するために特別の法律の規定に基づいて行った現金出資又は現物出資により取得した出資による権利、ロ．アメリカ合衆国の軍隊に条約に基づき提供するキャンプ地、飛行場、港湾施設等があり、通常の普通財産のように自由に処分することはできないものである。後者の財産は、その時々々の社会的要請に即応して効率的、かつ、適正に管理又は処分を行うべき性質の財産である。

また、取得の経緯からみると、相続税法等の規定により租税物納として金銭に代えて国庫に納付され普通財産となったもの、又は行政財産が不要となって本来の行政目的に供されなくなった場合、すなわち用途廃止されて普通財産となったもの等がある。

3. 国有財産の管理及び処分

(1) 管理処分の仕組み

国有財産の管理とは、これを取得し、維持保存し、又は貸付け等の運用をすることであり、処分とは、売払い、交換、譲与、信託等を行うことをいう。これら管理処分の仕組みは、行政財産と普通財産とは異なっている。

行政財産は各省各庁の長が管理するが（国有財産法第5条）、国有財産法に定める場合（例えば、地方公共団体等がその経営する鉄道等の施設の用に供する場合において、これらの者のために地上権を設定する場合、庁舎等の一部に余裕がある場合で、当該余裕部分を国以外の者に貸し付ける場合等）のほか、これを売払い、貸付け、又はこれに私権を設定することはできないことになっている（国有財産法第18条）。

これに対し、普通財産は原則として財務大臣が管理処分し（国有財産法第6条）、これを売払い、貸付け、又はこれに私権を設定することも可能である（国有財産法第20条）。

When administrative assets become unnecessary, the ministry or agency head must abolish the use of the assets, convert them into non-administrative assets, and hand them over to the Minister of Finance (Article 8 of the National Government Asset Act). However, with regard to assets not fit to be handed over to the Minister of Finance, such as assets whose use is to be abolished for the purpose of exchange or demolition, and certain assets belonging to 11 special accounts including the National Debt Consolidation Fund Special Account, the head of the ministry or agency that has jurisdiction over the assets in question shall manage and dispose of the assets even after they have been abolished.

In addition to the management and disposal of non-administrative assets, the Minister of Finance is also in charge of the general overview of management and disposal of government assets (Article 7 of the National Government Asset Act). The general overview of government assets refers to the establishment of national government asset systems, the unification of management and disposal operations, the explanation of increases or decreases in the extent of government assets, the present value of government assets and the actual state thereof, and the provision of the coordination necessary for the management and disposal of government assets, in order to facilitate the proper management and disposal of government assets (Article 4 of the National Government Asset Act).

The following are specific examples of administrative work related to the general overview of government assets.

- A. Obtaining documents or reports concerning government assets, conducting on-the-spot inspection and seeking necessary measures such as alteration of use, abolition of use, and transfer of jurisdiction (Article 10 of the National Government Asset Act).
- B. Consultation pertaining to transfer of jurisdiction (Article 12 of the same Act).
- C. Consultation pertaining to acquisition, disposal, or other matters (Article 14 of the same Act).

It should be noted that some of the administrative work duties related to the general overview conducted by the Minister of Finance or the head of each ministry and agency may be delegated to the head of a department or division subordinate to the relevant ministry or agency (Paragraphs 1 and 2, Article 9 of the National Government Asset Act). Meanwhile, some of the administrative duties related to the management and disposal of government assets may be delegated to the relevant prefectures, cities, towns or villages (Paragraphs 3 and 4, Article 9 of the National Government Asset Act).

行政財産が不要となった場合は、各省各庁の長は、その用途を廃止して普通財産とし、これを財務大臣に引き継がなければならない（国有財産法第8条）。もっとも、交換や取こわしの目的で用途廃止するもの等引継不適当の財産や国債整理基金特別会計等11の特別会計に属する財産は、用途廃止後もそのまま所管の各省各庁の長が、管理処分を行うこととなっている。

財務大臣は、普通財産を管理処分するとともに、国有財産の管理処分の総括を行っている（国有財産法第7条）。国有財産の総括とは、国有財産の適正な方法による管理処分を行うため、国有財産の制度を整え、その管理処分の事務を統一し、その増減、現在額及び現状を明らかにし、並びにその管理処分について、必要な調整をすることをいう（国有財産法第4条）。

この国有財産の総括に関する事務の具体的な内容としては、イ. 国有財産に関する資料若しくは報告を求め、実地監査をし、又は用途の変更、用途の廃止、所管換その他必要な措置を求めること（国有財産法第10条）ロ. 所管換の協議を受けること（国有財産法第12条）ハ. 取得、処分等の協議を受けること（国有財産法第14条）等がある。

なお、財務大臣の行う総括事務や各省各庁の長の行う管理処分の事務は、その一部を下部機関である部局等の長に委任できることとなっている（国有財産法第9条第1項及び第2項）。また、管理処分の事務の一部は、都道府県又は市町村が行うことができることとなっている（国有財産法第9条第3項及び第4項）。

(2) Government asset register

A. In order to carry out proper and efficient management and disposal of government assets, it is necessary to have a correct understanding of the current state of government assets. To this end, each ministry and agency and its subordinate departments and agencies are required to maintain a government asset register in order to keep track of the current state of government assets (Article 32 of the National Government Asset Act).

The government asset register is required in order to record their category (land, trees/bamboo, buildings, structures, etc.), application (land for buildings, land for housing, unutilized fields, etc. in the case of land and office buildings, residents, etc. in the case of buildings), quantity, price, date of acquisition or loss and the reason therefor and other necessary matters. Therefore, when any changes occur with regard to the specified matters for reasons such as the acquisition or disposal of assets as well as transfer of jurisdiction, the changes shall be recorded for adjustment.

Although government assets must in principle be recorded in the government asset register, there are assets that are exempted from such obligation (Article 38 of the National Government Asset Act). The exempted assets are:

- a. Public properties other than those provided or scheduled for provision for public use as parks and public squares (e.g. roads, rivers, beach sites, etc.).
- b. Non-administrative assets which belong to general accounts and which are on lease for use as prefectural or municipal roads.

It should be noted that these assets must be recorded on management ledgers compiled by the competent ministers in accordance with the relevant laws and regulations concerning asset management.

With regard to government assets not recorded in the government asset register (so-called unattended properties), recording must be made once their presence and status become known.

B. The value that is newly registered in the government asset register is basically the acquisition value. Unless designated otherwise by the Ministry of Finance, the value on the register is re-assessed (herein after referred to as "price revision") every fiscal year in accordance with Article 23 of the Order for Enforcement of the National Government Asset Act, in order to reflect the changes in market value that may occur after the acquisition.

(Note) Valuation method for price revision

- * Land: The assessed value for inheritance tax should in principle be used.
- * Buildings, structures, etc.: The pre-revision value on the register after deduction of the depreciation amount
- * Listed securities: Market price
- * Government investment, etc.: Net asset value

C. The government asset register has been digitalized with the implementation of the Government Asset Comprehensive Information Management System in January 2010.

(2) 国有財産台帳

イ. 国有財産の管理処分を適正、かつ、効率的に行うためには、国有財産の現況を正確に把握することが必要である。そのため各省各庁又はその下部機関の部局等は、国有財産台帳を備えて、その所管する財産の現況を記録することとされている（国有財産法第32条）。

この国有財産台帳は、財産の区分（土地、立木竹、建物、工作物等の区分をいう。）、種目（土地における敷地、宅地、原野等の区別、建物における事務所建、住宅建等の区別をいう。）、所在、数量、価格、得喪変更の年月日及び事由、その他必要な事項を記録することになっている。したがって、国有財産の取得、所管換、処分その他の事由によって、これに変動が生じた場合には、その増減を台帳に記録して整理を行っている。

国有財産は、原則として国有財産台帳に記録されるが、例外として記録されないものがある（国有財産法第38条）。これは、（イ）公共用財産のうち公園、広場として公共の用に供し、又は供するものと決定したものの以外のも（すなわち、道路、河川、海浜地等）と、（ロ）一般会計に属する普通財産のうち都道府県道又は市町村道の用に供するため貸し付けたものである。

なお、これらの財産については、所管大臣がそれぞれの管理法規により、管理を行うための公共物の管理台帳を作成することとなっている。

また、このほか、実際上国有財産台帳に記録されていない国有財産（いわゆる脱落地）があるが、これらについては、実態を把握する都度、台帳に記録することとしている。

ロ. 国有財産台帳に新たに登録される価格は、原則として取得価格である。この台帳価格については、財務大臣が指定するものを除き、その後の価格変動等に伴う修正を行うため、国有財産法施行令第23条の規定に基づき、毎年度、評価替（以下、「価格改定」という。）を行うこととしている。

(注) 価格改定の評価方法

- ・土地…原則として、相続税評価額
- ・建物、工作物等…改定前台帳価格から減価償却額を控除した額
- ・上場有価証券…市場価格
- ・政府出資等…純資産額

ハ. 平成22年1月からの国有財産総合情報管理システムの実施に伴い国有財産台帳は電子化されている。

(3) Reports on the changes in the value of government assets and their current value, and statement of their total value

The head of each ministry and agency is required to prepare reports on changes in the value of government assets under their jurisdiction during each fiscal year and their current value as of the end of the fiscal year. In addition, with regard to government assets that have been provided free of charge in accordance with the provisions of the National Government Asset Act, he or she is required to submit a report on the current state of the total value of government assets, to be provided free of charge.

The head of each ministry and agency is required to send such reports to the Minister of Finance. Based on the reports, the Minister of Finance is required to prepare statements of changes in the value of government assets and their current total value, and the current state of the total value of government assets provided free of charge (Articles 33 and 36 of the National Government Asset Act).

The Minister of Finance is to send these statements to the Cabinet Office and, after having the statements audited by the Board of Audit, the Cabinet Office is to pass the statements on to the ordinary session of the Diet to be convened the following year (Articles 34 and 37 of the National Government Asset Act).

In response to a request from the Diet for an early settlement of accounts, the statements are reported to the Diet about two months earlier than is stipulated in the National Government Asset Act, starting with the account settlement for fiscal 2003.

- (Note) 1. Statistical figures, such as the current value of government assets, are based on the fiscal 2015 statements of changes in the value of government assets and their current total value, and the current state of the total value of government assets provided free of charge.
2. Since figures in the reference tables are rounded off, they do not correspond to total figures.

(3) 国有財産増減及び現在額報告書等、同総計算書等

各省各庁の長は、その所管する国有財産について、年度間の増減及び当該年度末の現在額を、国有財産増減及び現在額報告書として作成することとなっている。また、その所管する国有財産のうち、国有財産法の規定により無償貸付をした財産について国有財産無償貸付状況報告書を作成することとなっている。

各省各庁の長はこれらの報告書を財務大臣に送付し、財務大臣はこれらに基づき国有財産増減及び現在額総計算書並びに国有財産無償貸付状況総計算書を作成することとされている（国有財産法第33条及び第36条）。

財務大臣は、この両総計算書を内閣に送付し、内閣はこれらを会計検査院に送付して検査を受けたうえ、翌年度開会の国会の常会に報告することとなっている（国有財産法第34条及び第37条）。

なお、平成15年度決算からは、国会からの「決算の早期化」の要請を受けて、両総計算書を国有財産法の規定よりも2ヶ月程度早く国会に報告することとされたところである。

- (注) 1. 国有財産に関する現在額等の統計数字は、平成27年度国有財産増減及び現在額総計算書並びに国有財産無償貸付状況総計算書に基づき作成したものである。
2. 国有財産関係統計の数字は、原則として単位未満を切り捨てて作成しているため、合計数字と符合しないことがある。

II Current Value of Government Assets

1. Total Value of Government Assets

The current value of government assets stood at 105.0982 trillion yen as of the end of fiscal 2015 with administrative assets accounting for 23.0850 trillion yen (22.0%), and non-administrative assets for 82.0131 trillion yen (78.0%).

(Note) The total value of government assets does not include roads, rivers, and beach sites, etc. for public use.

2. Current Value by Category

Table 2 shows the total value of government assets by category as of the end of fiscal 2015 with government investment, etc., accounting for 72.4% of the value and land accounting for 16.8%, followed by buildings, structures, and trees and bamboo in that order.

(1) Land

The current value of government asset land is 17.7087 trillion yen, and its total area amounts to 87,647 km², accounting for about 23.2% of Japan's total land area (377,970 km²).

The current value of land categorized as administrative assets, with a total area of 86,627km², is 12.7798 trillion yen, while that of land categorized as non-administrative assets, with a total area of 1,020 km², is 4.9288 trillion yen.

Forest management properties under the jurisdiction of the Ministry of Agriculture, Forestry and Fisheries, with a total area of 85,315 km² (worth 1.1218 trillion yen), account for the largest portion of administrative assets in terms of land area (see Table 3). In terms of value, official properties, worth 10.5325 trillion yen (1,177 km²), account for the largest portion. These include properties under the jurisdiction of the Ministry of Defense, worth 3.9467 trillion yen (998 km²), those under the jurisdiction of the Ministry of Land, Infrastructure, Transport and Tourism, worth 1.3544 trillion yen (88 km²), and those under the jurisdiction of the Ministry of Finance, worth 1.2296 trillion yen (9 km²).

In addition, the current status of non-administrative assets is as shown in Table 4. Most of them are either provided to the US forces in Japan (2.0139 trillion yen) or are leased to local governments as parks. (1.8183 trillion yen).

第2 国有財産の現在額

1. 国有財産の総額

国有財産の平成 27 年度末における現在額は、105 兆 982 億円であり、そのうち行政財産は 23 兆 850 億円 (22.0%)、普通財産は 82 兆 131 億円 (78.0%) である。

(注) 国有財産の総額には、公共用財産のうち、道路、河川、海浜地等は含まれていない。

2. 区分別現在額

平成 27 年度末現在の国有財産を区分別にみると第 2 表のとおりであり、政府出資等が総額の 72.4%を、土地が 16.8%を占め、次いで建物、立木竹、工作物の順となっている。

(1) 土地

土地の現在額は 87,647 km²、17 兆 7,087 億円であり、この面積は、国土面積 377,970 km²の約 23.2%に相当する。

土地のうち、行政財産は 86,627 km²、12 兆 7,798 億円であり、普通財産は 1,020 km²、4 兆 9,288 億円である。

行政財産のうち、面積の主なものは、農林水産省所管の森林経営用財産 85,315 km² (1 兆 1,218 億円) である (第 3 表参照)。価格の主なものは、公用財産の 10 兆 5,325 億円 (1,177 km²) であって、その主なものは、防衛省所管の 3 兆 9,467 億円 (998 km²)、国土交通省所管の 1 兆 3,544 億円 (88 km²) 及び財務省所管の 1 兆 2,296 億円 (9 km²) である。

また、普通財産の現況は第 4 表のとおりであって、アメリカ合衆国の軍隊への提供を行っているもの (2 兆 139 億円)、公園等として地方公共団体等へ貸付しているもの (1 兆 8,183 億円) が大半を占めている。

(2) Trees and bamboo

The current value of trees and bamboo amounts to 2.8880 trillion yen, of which administrative assets account for 2.8816 trillion yen and non-administrative assets account for 6.3 billion yen.

The administrative assets include forest management property under the jurisdiction of the Ministry of Agriculture, Forestry and Fisheries and are worth 2.8117 trillion yen.

Non-administrative assets include those under the jurisdiction of the Ministry of Finance and are worth 3.8 billion yen.

(3) Buildings

The total floor area of government asset buildings amounts to 58 km² and the current value of said buildings is 3.3950 trillion yen, with buildings categorized as administrative assets accounting for 47 km² in total and worth 2.9484 trillion yen. Buildings categorized as non-administrative assets account for 10 km² in total and are worth 446.6 billion yen.

Of the administrative assets, official properties, with a total floor area of 47 km² and with a value of 2.8841 trillion yen, make up the biggest portion. These mainly include properties under the jurisdiction of the Ministry of Defense, with a total floor area of 17 km² and a value of 864.3 billion yen, those under the jurisdiction of the Ministry of Finance, with a total floor area of 9 km² and a value of 531.1 billion yen and those under the jurisdiction of the Ministry of Justice, with a total floor area of 6 km² and with a value of 388.1 billion yen.

The non-administrative assets include those under the jurisdiction of the Ministry of Finance, with a total floor area of 7 km² and with a value of 255.9 billion yen, and those under the jurisdiction of the Ministry of Defense, with a total floor area of 3 km² and a value of 175.2 billion yen.

(4) Structures

The current value of government asset structures is 2.8406 trillion yen, of which 2.4997 trillion yen worth are administrative assets and 340.9 billion yen worth are non-administrative assets.

Administrative assets include official properties with a value of 2.3606 trillion yen, of which those under the jurisdiction of the Ministry of Land, Infrastructure, Transport and Tourism are worth 837.8 billion yen, those under the jurisdiction of the Ministry of Economy, Trade and Industry are worth 535.1 billion yen, and those under the jurisdiction of the Ministry of Defense are worth 479.8 billion yen.

Non-administrative assets include those under the jurisdiction of the Ministry of Finance, worth 211.6 billion yen and those under the jurisdiction of the Ministry of Defense, which are worth 125.3 billion yen.

(2) 立木竹

立木竹の現在額は2兆8,880億円であって、行政財産は2兆8,816億円であり、普通財産は63億円である。

行政財産の主なものは、農林水産省所管の森林経営用財産2兆8,117億円である。

また、普通財産の主なものは、財務省所管の38億円である。

(3) 建物

建物の現在額は延べ面積（以下「延べ」という。）58km²、3兆3,950億円であって、行政財産は延べ47km²、2兆9,484億円であり、普通財産は延べ10km²、4,466億円である。

行政財産の主なものは、公用財産延べ47km²、2兆8,841億円であって、その主なものは、防衛省所管の延べ17km²、8,643億円、財務省所管の延べ9km²、5,311億円及び法務省所管の延べ6km²、3,881億円である。

また、普通財産の主なものは、財務省所管の延べ7km²、2,559億円及び防衛省所管の延べ3km²、1,752億円である。

(4) 工作物

工作物の現在額は2兆8,406億円であって、行政財産は2兆4,997億円であり、普通財産は3,409億円である。

行政財産の主なものは、公用財産2兆3,606億円であり、国土交通省所管の8,378億円、経済産業省所管の5,351億円及び防衛省所管の4,798億円である。

また、普通財産の主なものは、財務省所管の2,116億円、防衛省所管の1,253億円である。

(5) Machinery and equipment

The total value of machinery and equipment is 44 yen, all of which constitutes non-administrative assets in the general account of the Ministry of Finance. These machinery and equipment, formerly assets under the jurisdiction of the former Ministry of War, the former Ministry of the Navy and the former Ministry of Supply, have been designated as government assets under Article 4 of supplementary provisions of the National Government Asset Act.

(6) Vessels

The total number of vessels is 2,311 and their total value is 1.3734 trillion yen. Of these, 2,278 vessels valued at 1.3734 trillion yen are administrative assets and 33 vessels valued at 40 million yen are non-administrative assets.

Administrative assets include 2,202 vessels categorized as official properties and valued at 1.3734 trillion yen. They mainly consist of 474 vessels valued at 1.1546 trillion yen under the jurisdiction of the Ministry of Defense and 1,461 vessels valued at 198.7 billion yen under the jurisdiction of the "Ministry of Land, Infrastructure, Transport and Tourism.

Non-administrative assets include 13 vessels under the jurisdiction of the Ministry of Defense, which are worth 30 million yen.

(7) Aircraft

The total number of aircraft is 1,702 and their total value is 599.0 billion yen. Of these, 1,691 aircraft, worth 599.0 billion yen, are administrative assets, and 11 aircraft, worth 11 yen, are non-administrative assets.

Administrative assets, all of which are official properties, include 1,509 aircraft under the jurisdiction of the Ministry of Defense, which are worth 542.2 billion yen, and 90 aircraft under the jurisdiction of the Ministry of Land, Infrastructure, Transport and Tourism which are worth 40.6 billion yen.

(8) Superficies, etc.

The total value of superficies, etc. (superficies, easement, mining rights, etc.), which cover a total area of 2 km², is 800 million yen. Administrative assets, which cover a total area of 0.8 km², accounted for 800 million yen of the total value and non-administrative assets, which cover a total area of 2 km², accounted for 4 million yen.

Administrative assets include 800 million yen's worth of official properties covering a total area of 0.8 km² mainly consisting of 600 million yen's worth of easement with a total area of 0.5km² under the jurisdiction of the Ministry of Defense.

Non-administrative assets include 3 million yen's worth of mining rights with a total area of 2 km² under the jurisdiction of the Ministry of Finance.

(5) 機械器具

機械器具の現在額は44円であって、そのすべてが財務省所管一般会計の普通財産である。機械器具は、旧陸軍省、海軍省及び軍需省の所管に属していた機械及び重要な器具であり、国有財産法附則第4条の規定によって国有財産とされている。

(6) 船舶

船舶の現在額は2,311隻、1兆3,734億円であって、行政財産は2,278隻、1兆3,734億円であり、普通財産は33隻、0.4億円である。

行政財産の主なものは、公用財産2,202隻、1兆3,734億円であって、防衛省所管の474隻、1兆1,546億円及び国土交通省所管の1,461隻、1,987億円である。

また、普通財産の主なものは、防衛省所管の13隻、0.3億円である。

(7) 航空機

航空機の現在額は1,702機、5,990億円であって、行政財産は1,691機、5,990億円であり、普通財産は11機、11円である。

行政財産はすべて公用財産であって、その主なものは、防衛省所管の1,509機、5,422億円及び国土交通省所管の90機、406億円である。

(8) 地上権等

地上権等（地上権、地役権、鉱業権等）の現在額は2㎥、8億円であって、行政財産は0.8㎥、8億円であり、普通財産は2㎥、4百万円である。

行政財産の主なものは、公用財産0.8㎥、8億円であって、防衛省所管の地役権0.5㎥、6億円である。

また、普通財産の主なものは、財務省所管の鉱業権2㎥、3百万円である。

(9) Patent rights, etc.

The total number of patent rights, etc. (patent rights, copyrights, trademark rights, utility model rights, etc.), is 1,698,000 and their total value is 1.9 billion yen. Of the total, 1,698,000 worth 1.9 billion yen constitute administrative assets, and 300 worth 30 million yen constitute non-administrative assets.

Administrative assets, all of which are official properties, include 1,694,000 copyrights with a value of 1.7 billion yen under the jurisdiction of the Ministry of Land, Infrastructure, Transport and Tourism.

Non-administrative assets include 1 copyright with a value of 30 million yen under the jurisdiction of the Ministry of Agriculture, Forestry and Fisheries.

(10) Government investment, etc.

The total value of government investment, etc. comes to 76.0948 trillion yen, accounting for 72.4% of the total value of all government assets. The total value includes 75.5912 trillion yen, or 99.3%, in non-administrative assets (government financing) such as rights and shares that the government has acquired through investments, etc., in special corporations, etc., under the provisions of special laws (including international treaties). Table 5 shows government investment, etc., by account and by type of corporation receiving investment. Of said investments, 46.6961 trillion yen is appropriated from the general-account budget and 29.3986 trillion yen is appropriated from the special-account budget.

Corporations receiving investment from the general-account budget include the Japan International Cooperation Agency (9.3192 trillion yen), the Japan Expressway Holding and Debt Repayment Agency (7.9543 trillion yen), Japan Finance Corporation (3.6863 trillion yen), and the International Development Association (3.1144 trillion yen).

Corporations receiving investment from the special-account budget include the International Monetary Fund (5.2430 trillion yen) from the Foreign Exchange Fund Special Account, the Nippon Telegraph and Telephone Corporation (3.5768 trillion yen) from the FILP Special Account, Japan Tobacco Inc. (3.1266 trillion yen) from the FILP Special Account, Japan Post Holdings (3.0071 trillion yen) from the National Debt Consolidation Fund Special Account, and the Development Bank of Japan (2.8500 trillion yen) from the FILP Special Account.

(11) Real estate trust beneficiary rights

The total number of real estate trust beneficiary rights is three and its current value is 195.3 billion yen. They are non-administrative assets under the jurisdiction of the Ministry of Finance.

(9) 特許権等

特許権等(特許権、著作権、商標権、実用新案権等)の現在額は1,698千件、19億円であって、行政財産は1,698千件、19億円であり、普通財産は0.3千件、0.3億円である。

行政財産はすべて公用財産であって、国土交通省所管の著作権1,694千件、17億円である。

また、普通財産の主なもの、農林水産省所管の著作権1件、0.3億円である。

(10) 政府出資等

政府出資等の現在額は国有財産総額の72.4%に及ぶ76兆948億円であって、その99.3%に当たる75兆5,912億円は、国が特別の法律(国際条約を含む。)の規定に基づいて特殊法人等に対して出資等を行ったことにより取得した出資による権利、株式等の普通財産である。この政府出資の現在額を会計別、出資法人の種類別にみると第5表のとおりであって、このうち、46兆6,961億円は一般会計からの、29兆3,986億円は特別会計からの出資である。

一般会計からの出資の主なもの、独立行政法人国際協力機構(9兆3,192億円)、独立行政法人日本高速道路保有・債務返済機構(7兆9,543億円)、株式会社日本政策金融公庫(3兆6,863億円)及び国際開発協会(3兆1,144億円)への出資である。

特別会計からの出資の主なものは、外国為替資金特別会計から国際通貨基金(5兆2,430億円)、財政投融资特別会計から日本電信電話株式会社(3兆5,768億円)、財政投融资特別会計から日本たばこ産業株式会社(3兆1,266億円)、国債整理基金特別会計から日本郵政株式会社(3兆71億円)、財政投融资特別会計から株式会社日本政策投資銀行(2兆8,500億円)への出資である。

(11) 不動産の信託の受益権

不動産の信託の受益権の現在額は、財務省所管の普通財産3件、1,953億円である。

3. Current Value by Account, Classification and Type

Table 6 shows government assets as of the end of fiscal 2015 by account, classification and type.

Table 6 (reference) also shows the proportions represented by official properties, public properties, imperial properties, forest management properties, and non-administrative assets according to use.

Table 7 shows administrative assets and non-administrative assets by category.

4. Current Value by Jurisdiction

Table 8 shows the current value of government assets by jurisdiction as of the end of fiscal 2015. Of the total, 77.2864 trillion yen worth of assets, or 73.5%, is under the jurisdiction of the Ministry of Finance. Of the Ministry's assets, 75.4177 trillion yen worth (including 70.0230 trillion yen in government investment, etc.), or 97.6%, is non-administrative assets.

Further, assets worth 7.3202 trillion yen, or 7.0% of the total, are under the jurisdiction of the Ministry of Defense. Of the Ministry's assets, 7.0015 trillion yen worth (including land worth 3.9467 trillion yen) or 95.6% are administrative assets.

Assets worth 4.4043 trillion yen or 4.2% of the total are under the jurisdiction of the Ministry of Agriculture, Forestry and Fisheries, of which 4.2572 trillion yen (including 2.8419 trillion yen in trees and bamboo) or 96.7% of the total are administrative assets. Assets worth 3.9337 trillion yen, or 3.7% of the total, are under the jurisdiction of the Ministry of Land, Infrastructure, Transport and Tourism, of which 3.0672 trillion yen (including land worth 1.6010 trillion yen) or 78.0% of the total are administrative assets.

3. 会計別・分類別・種類別現在額

平成 27 年度末現在の国有財産を会計別、分類別、種類別にみると第 6 表のとおりである。

また、公用財産、公共用財産、皇室用財産、森林経営用財産及び普通財産について、それぞれの用途別の割合を図示すれば第 6 表（参考）のとおりである。

なお、行政財産及び普通財産について、区分別に表示すると第 7 表のとおりである。

4. 所管別現在額

平成 27 年度末現在の国有財産を所管別にみると第 8 表のとおりである。現在額の 73.5%に当たる 77 兆 2,864 億円が財務省所管に係るものであって、その 97.6%は普通財産 75 兆 4,177 億円（主として政府出資等 70 兆 230 億円）である。

次に、防衛省所管に係るものが総額の 7.0%、7 兆 3,202 億円であって、その 95.6%は行政財産 7 兆 15 億円（主として土地 3 兆 9,467 億円）である。

以下、農林水産省所管に係るものが総額の 4.2%、4 兆 4,043 億円であって、その 96.7%は行政財産 4 兆 2,572 億円（主として立木竹 2 兆 8,419 億円）、国土交通省所管に係るものが総額の 3.7%、3 兆 9,337 億円であって、その 78.0%は行政財産 3 兆 672 億円（主として土地 1 兆 6,010 億円）の順となっている。

III Changes in the Value of Government Assets

1. Total Changes in the Value

In fiscal 2015, the total increase in the value of government assets came to 9.0435 trillion yen and the total decrease to 13.5754 trillion yen, resulting in a net decrease of 4.5318 trillion yen.

2. Changes by Category

Table 9 shows changes in the value of government assets by category in fiscal 2015. Table 10 shows changes in the value of government assets after changes resulting from the price revision are deducted. The main items that posted a net increase were structures worth 198.2 billion yen (an increase of 279.4 billion yen and a decrease of 81.2 billion yen), and aircraft worth 185.9 billion yen (an increase of 232.5 billion yen and a decrease of 46.6 billion yen). The main item that posted a net decrease was government investment, etc., which recorded a net decrease of 608.3 billion yen (an increase of 2.9168 trillion yen and a decrease of 3.5251 trillion yen). Changes caused by price revisions are as shown in Table 11.

3. Changes by Account

Table 12 shows changes in the value of government assets by account in fiscal 2015. Table 13 shows changes in the value of government assets after changes resulting from the price revision are deducted. General accounts posted a net increase of 594.3 billion yen (an increase of 1.7259 trillion yen against a decrease of 1.1316 trillion yen) and special accounts posted a net decrease of 545.8 billion yen (an increase of 2.8873 trillion yen against a decrease of 3.4331 trillion yen).

The major special accounts that posted an increase were the Foreign Exchange Fund Special Account (2.4453 trillion yen), the FILP Special Account (247.1 billion yen), and the Pension Special Account (70.1 billion yen). The major special accounts that posted a decrease were the National Debt Consolidation Fund Special Account (2.9851 trillion yen), and the Pension Special Account (288.6 billion yen).

4. Changes by Classification and Type

Table 14 shows changes in the value of government assets by classification and type in fiscal 2015. Table 15 shows changes in the value of government assets after changes resulting from price revisions have been deducted. Administrative assets posted a net increase of 432.6 billion yen and non-administrative assets posted a net decrease of 384.1 billion yen.

第3 国有財産の増減額

1. 増減の総額

国有財産の平成27年度中の総増加額は9兆435億円、総減少額は13兆5,754億円であって、差し引き4兆5,318億円の純減少となっている。

2. 区分別増減額

平成27年度における国有財産の増減額を区分別にみると第9表のとおりである。この増減額から価格改定の結果による増減額を差し引いた増減額は第10表のとおりであって、増加の主なものは、工作物1,982億円(2,794億円増加、812億円減少)及び航空機1,859億円(2,325億円増加、466億円減少)であり、減少の主なものは、政府出資等6,083億円(2兆9,168億円増加、3兆5,251億円減少)である。また、価格改定による増減額は第11表のとおりである。

3. 会計別増減額

平成27年度における国有財産の増減額を会計別にみると第12表のとおりである。この増減額から価格改定の結果による増減額を差し引いた増減額は第13表のとおりであって、一般会計は5,943億円(1兆7,259億円増加、1兆1,316億円減少)の増加、特別会計は5,458億円(2兆8,873億円増加、3兆4,331億円減少)の減少となっている。

特別会計の増加の主なものは、外国為替資金特別会計2兆4,453億円、財政投融资特別会計2,471億円及び年金特別会計701億円、減少の主なものは、国債整理基金特別会計2兆9,851億円及び年金特別会計2,886億円である。

4. 分類別・種類別増減額

平成27年度における国有財産の増減額を分類別、種類別にみると第14表のとおりである。この増減額から価格改定による増減額を差し引いた増減額は第15表のとおりであって、行政財産の純増加額は4,326億円であり、普通財産の純減少額は3,841億円である。

5. Changes by Jurisdiction

Table 16 shows changes in the value of government assets by jurisdiction in fiscal 2015. Table 17 shows changes in the value of government assets following the deduction of changes resulting from the price revision. Assets under the jurisdiction of the Ministry of Defense posted an increase of 319.4 billion yen (an increase of 463.8 billion yen against a decrease of 144.4 billion yen), while assets under the jurisdiction of the Ministry of Finance posted a decrease of 315.0 billion yen (an increase of 3.4993 trillion yen against a decrease of 3.8143 trillion yen).

6. Changes by Cause

Causes of change in the value of government assets can be roughly divided into transfer from the state to an entity outside the state and transfer within the state.

If we refer to the former as “external transfers” and the latter as “internal transfers,” purchases, sell-offs and investment, etc. are hence classified as external transfers, while transfer of jurisdiction (transferring the jurisdiction of a ministry or agency head over government assets) and transfer of affiliation (transferring assets belonging to a department to another department within the same jurisdiction) are classified as internal transfers.

“External transfers” that cause an increase in the value of government assets due to external transfer are divided into those requiring expenditure (purchase, new construction, etc.) and those not requiring expenditure (tax payment in kind, etc.). External transfers that cause a decrease in the value of government assets are broken down into those generating revenue (sell-off, collection of investment, etc.) and those not generating revenue (beneficial transfer, demolition, etc.).

“Internal transfers” can be divided into changes due to adjustment, changes due to streamlining, and changes resulting from the price revision.

A. Changes due to adjustment

Changes due to adjustments refer to changes caused by internal adjustments for the purpose of improving the efficiency of the management of government assets, such as transfer of jurisdiction, transfer of affiliation, handovers/receipts (whereby administrative assets whose use has been abolished are “handed over” by the ministries and agencies of jurisdiction and “accepted” by the Ministry of Finance), rationalization exchanges, etc. (transfer to other accounts within the same department without change of use (including division of assets)).

B. Changes due to streamlining

Changes due to streamlining refer to changes made as a result of actual measurements (in the case of land, buildings and structures), actual surveys (in the case of trees and bamboo), corrections of mistakes, discovery of unreported items, etc.

5. 所管別増減額

平成 27 年度における国有財産の増減額を所管別にみると第 16 表のとおりである。この増減額から価格改定の結果による増減額を差し引いた増減額は第 17 表のとおりであって、増加の主なものは、防衛省所管の 3,194 億円 (4,638 億円増加、1,444 億円減少)、減少の主なものは、財務省所管の 3,150 億円 (3 兆 4,993 億円増加、3 兆 8,143 億円減少) である。

6. 事由別増減額

国有財産の増減を事由別に大別すると、国と国以外の者との間の異動と、国の内部における異動とに分けることができる。

前者を「対外的異動」、後者を「対内的異動」とすれば、購入、売却、出資等は対外的異動であり、所管換 (各省各庁の長の間において国有財産の所管を移すことをいう。)、所属替 (同一所管内において二以上の部局等がある場合に、一の部局等に所属する国有財産を他の部局等の所属に移すことをいう。) 等は対内的異動である。

「対外的異動」には、増加については、歳出を伴うもの (購入、新築、新設等) と歳出を伴わないもの (租税物納等) とがあり、減少については、歳入を伴うもの (売却、出資金回収等) と歳入を伴わないもの (譲与、取こわし等) とがある。

「対内的異動」は、調整上の増減、整理上の増減及び価格改定上の増減に分けることができる。

イ. 調整上の増減

所管換、所属替、引継、引受 (引継、引受とは、各省各庁で行政財産の用途を廃止し、当該財産を財務省へ引き継ぎ、財務省がこれを引き受けることをいう。)、整理替 (同一部局内において、用途変更を伴わないで所属口座に異動 (分割を含む。) があることをいう。) 等国有財産の管理を効率化するため国の内部で行う調整に伴う増減である。

ロ. 整理上の増減

実測 (土地、建物及び工作物に適用)、実査 (立木竹に適用)、誤謬訂正、報告洩等による増減である。

C. Changes resulting from the price revision

Changes resulting from price revisions in this report reflect the revisions that took effect as of March 31, 2016.

Table 18 shows changes in the value of government assets in fiscal 2015 by type of transfer. External transfers accounted for 42.6% of the year's increase and internal transfers accounted for 57.4%. Regarding the year's decrease, 28.6% of it was due to external transfers and 71.4% was due to internal transfers.

(1) Increase

Major causes of increases and the amounts of resultant increases are as follows:

A. Increases due to external transfers

(a) Transfers requiring expenditures

Investment (cash investment): 2,782.5 trillion yen

The increase in government cash investment, etc. is mainly comprised of 2,445.3 trillion yen in the International Monetary Fund from the Foreign Exchange Fund Special Account, 68.7 billion yen in Japan Finance Corporation, 48.2 billion yen in the Japan International Cooperation Agency, 18.6 billion yen in the Japan Expressway Holding and Debt Repayment Agency and 10.7 billion yen in the Forestry and Forest Products Research Institute from general accounts, 65.0 billion yen in the Development Bank of Japan, 19.0 billion yen in Japan Finance Corporation, 11.6 billion yen in Cool Japan Fund Inc. and 9.6 billion yen in Japan Overseas Infrastructure Investment Corporation for Transport & Urban Development (JOIN) from the FILP Special Account, and 48.5 billion yen in Japan Oil, Gas and Metals National Corporation from the Special Account for Measures for Energy.

New Production: 182.0 billion yen

The value of new production includes 95.9 billion yen for new aircraft (24 aircraft) and 86.0 billion yen for new vessels (37 vessels). The aforementioned aircraft include official properties with a value of 90.0 billion yen (19 aircraft) that belong to the general account of the Ministry of Defense. The aforementioned vessels include official properties with a value of 53.2 billion yen (10 vessels) that belong to the general account of the Ministry of Defense.

New Construction: 134.6 billion yen

The value of new construction of structures includes 45.8 billion yen for non-administrative assets that belong to the general account of the Ministry of Defense.

(b) Transfer not requiring expenditures

Trusts: 179.7 billion yen

This comprises 179.7 billion yen in real estate trust beneficiary rights, all of which are non-administrative assets belonging to the general account of the Ministry of Finance.

ハ. 価格改定上の増減

平成 28 年 3 月 31 日現在で行った価格改定の結果による増減である。

平成 27 年度における国有財産の増減額を異動の内容別にみると第 18 表のとおりである。増加額では、対外的異動が 42.6%、対内的異動が 57.4%であり、減少額では、対外的異動が 28.6%、対内的異動が 71.4%となっている。

(1) 増加額について

増加額の主なものを挙げると次のとおりである。

イ. 対外的異動によるもの

(イ) 歳出を伴うもの

出資(現金) 2兆7,825億円

現金出資による政府出資等の増であり、その主なものは、外国為替資金特別会計から国際通貨基金2兆4,453億円、一般会計から株式会社日本政策金融公庫687億円、独立行政法人国際協力機構482億円、独立行政法人日本高速道路保有・債務返済機構186億円、国立研究開発法人森林総合研究所107億円、財政投融资特別会計から株式会社日本政策投資銀行650億円、株式会社日本政策金融公庫190億円、株式会社海外需要開拓支援機構116億円、株式会社海外交通・都市開発事業支援機構96億円、エネルギー対策特別会計から独立行政法人石油天然ガス・金属鉱物資源機構485億円である。

新造 1,820億円

航空機959億円(24機)及び船舶860億円(37隻)の新造である。航空機の主なものは、防衛省所管一般会計の公用財産900億円(19機)であり、船舶の主なものは、防衛省所管一般会計の公用財産532億円(10隻)である。

新設 1,346億円

工作物の新設である。主なものは、防衛省所管一般会計の普通財産458億円である。

(ロ) 歳出を伴わないもの

信託 1,797億円

不動産の信託の受益権1,797億円であって、そのすべてが財務省所管一般会計の普通財産である。

B. Increase due to internal transfer

Price Revision: 4.4302 trillion yen

The increase due to price revision includes 3.6437 trillion yen for government investment, etc., and 399.9 billion yen for land. The value of increase in government investment, etc. includes 1.5510 trillion yen for non-administrative assets belonging to the FILP Special Account of the Ministry of Finance. The value of increase in land includes 62.3 billion yen for non-administrative assets belonging to the general account of the Ministry of Finance.

Acceptance: 221.5 billion yen

The increase due to acceptance is for non-administrative assets belonging to the general account of the Ministry of Finance, including 126.7 billion yen for land and 49.8 billion yen for buildings.

Transfer of jurisdiction: 164.7 billion yen

The increase due to transfer of jurisdiction includes 121.4 billion yen for land and 27.6 billion yen for buildings. The value of increase in land includes 36.9 billion yen for non-administrative assets belonging to the FILP Special Account of the Ministry of Finance, and the value of increase in buildings includes 19.5 billion yen for official properties belonging to the general account of the Ministry of Finance.

Transfer of affiliation: 158.2 billion yen

The increase due to transfer of affiliation includes 72.9 billion yen for land and 39.0 billion yen for aircraft. The value of increase in land includes 48.7 billion yen for non-administrative assets belonging to the FILP Special Account of the Ministry of Finance, and the value of increase in aircraft includes 24.7 billion yen for official properties belonging to the general account of the Ministry of Defense.

ロ. 対内的異動によるもの

価格改定 4兆4,302億円

政府出資等3兆6,437億円、土地3,999億円等である。政府出資等の主なものは、財務省所管財政投融资特別会計の普通財産1兆5,510億円であり、土地の主なものは、財務省所管一般会計の普通財産623億円である。

引受 2,215億円

財務省所管一般会計の普通財産であり、土地1,267億円、建物498億円等である。

所管換 1,647億円

土地1,214億円、建物276億円等である。土地の主なものは、財務省所管財政投融资特別会計の普通財産369億円であり、建物の主なものは、財務省所管一般会計の公用財産195億円である。

所屬替 1,582億円

土地729億円、航空機390億円等である。土地の主なものは、財務省所管財政投融资特別会計の普通財産487億円であり、航空機の主なものは、防衛省所管一般会計の公用財産247億円である。

(2) Decrease

Major causes of decrease and the extent of the resultant decreases are as follows:

A. Decrease due to external transfers

(a) Transfers requiring expenditures

Sell-off: 3.0965 trillion yen

Among the items sold off were government investment, etc. valued at 2.9925 trillion yen, and land valued at 96.0 billion yen. The value of decrease in government investment, etc. includes 2.9851 trillion yen for non-administrative assets belonging to the National Debt Consolidation Fund Special Account of the Ministry of Finance. The value of decrease in land includes 67.3 billion yen of non-administrative assets belonging to the general account of the Ministry of Finance.

Collection of investment (cash): 239.2 billion yen

The decrease in government investment, etc., due to the collection of investment (cash) in special corporations, etc., includes a decrease of 218.3 billion yen for the Welfare and Medical Service Agency from the Pension Special Account and 18.8 billion yen for the Japan Organization for Employment of the Elderly, Persons with Disabilities and Job Seekers from the Labor Insurance Special Account.

(b) Transfer not requiring expenditures

Capital reduction: 292.9 billion yen

Capital reduction represents a reduction in the capital of the Japan Finance Corporation based on laws and regulation. The entire value of the capital reduction is represented by government investment, etc., comprising non-administrative assets that belong to the general account of the Ministry of Finance valued at 250.0 billion yen.

Trusts: 179.7 billion yen

The decrease due to trusts comprises 179.7 billion yen for land, all of which are non-administrative assets belonging to the general account of the Ministry of Finance.

B. Decrease due to internal transfer

Price revision: 9.0105 trillion yen

The decrease due to price revision includes 7.7014 trillion yen for government investment, etc. and 335.3 billion yen for structures. The value of decrease in government investment, etc. includes 3.8006 trillion yen for non-administrative assets belonging to the National Debt Consolidation Fund Special Account of the Ministry of Finance. The value of decrease in structures includes 69.0 billion yen for official properties belonging to the general account of the Ministry of Defense.

(2) 減少額について

減少額の主なものを挙げると次のとおりである。

イ. 対外的異動によるもの

(イ) 歳入を伴うもの

売 払 3兆965億円

政府出資等2兆9,925億円、土地960億円等である。政府出資等の主なものは、財務省所管国債整理基金特別会計の普通財産2兆9,851億円、土地の主なものは、財務省所管一般会計の普通財産673億円である。

出資金回収(現金) 2,392億円

特殊法人等への出資金を現金により回収したことによる政府出資等の減であり、主なものは、年金特別会計から独立行政法人福祉医療機構2,183億円、労働保険特別会計から独立行政法人高齢・障害・求職者雇用支援機構188億円である。

(ロ) 歳入を伴わないもの

資本金減少 2,929億円

法令の規定に基づく株式会社日本政策金融公庫の減資などによるものである。すべて政府出資等であり、主なものは財務省所管一般会計の普通財産2,500億円である。

信 託 1,797億円

土地1,797億円であって、そのすべてが財務省所管一般会計の普通財産である。

ロ. 対内的異動によるもの

価 格 改 定 9兆105億円

政府出資等7兆7,014億円、工作物3,353億円等である。政府出資等の主なものは、財務省所管国債整理基金特別会計の普通財産3兆8,006億円であり、工作物の主なものは、防衛省所管一般会計の公用財産690億円である。

Handover: 221.5 billion yen

The decrease due to handover includes 126.7 billion yen for land and 49.8 billion yen for buildings. The value of decrease in land includes 48.6 billion yen for official properties belonging to the general account of the Ministry of Finance. The value of decrease in buildings includes 28.2 billion yen for non-administrative assets belonging to the general account of the Ministry of Defense.

Transfer of jurisdiction: 164.3 billion yen

The decrease due to transfer of jurisdiction includes 121.0 billion yen for land and 27.5 billion yen for buildings. The value of decrease in land includes 45.9 billion yen for non-administrative assets belonging to the general account of the Ministry of Finance. The value of decrease in buildings includes 19.4 billion yen for non-administrative assets belonging to the FILP Special Account of the Ministry of Finance.

Transfer of affiliation: 152.8 billion yen

The decrease due to transfer of affiliation includes 67.2 billion yen for land and 39.0 billion yen for aircraft. The value of decrease in land includes 42.6 billion yen for official properties belonging to the general account of the Ministry of Finance. The value of decrease in aircraft includes 24.7 billion yen for official properties belonging to the general account of the Ministry of Defense.

7. Price Revision in the Government Asset Register

As shown in Table 19, the price revision that came into effect on March 31, 2016 resulted in a net decrease of 4.5803 trillion yen.

引継 2,215 億円

土地 1,267 億円、建物 498 億円等である。土地の主なものは、財務省所管一般会計の公用財産 486 億円であり、建物の主なものは、防衛省所管一般会計の普通財産 282 億円である。

所管換 1,643 億円

土地 1,210 億円、建物 275 億円等である。土地の主なものは、財務省所管一般会計の普通財産 459 億円であり、建物の主なものは、財務省所管財政投融资特別会計の普通財産 194 億円である。

所屬替 1,528 億円

土地 672 億円、航空機 390 億円等である。土地の主なものは、財務省所管一般会計の公用財産 426 億円であり、航空機の主なものは、防衛省所管一般会計の公用財産 247 億円である。

7. 国有財産の台帳価格改定

平成 28 年 3 月 31 日時点における価格改定の結果については、第 19 表のとおり 4 兆 5,803 億円の純減少となっている。

8. Trend in the Value of Government Assets

Table 20 shows the trend of the value of government assets over the last five years. A breakdown of decreases by cause for the last five fiscal years is given hereunder:

The amount in FY2011 has increased from the previous year due the price revision (e.g. government investment, etc.) (3.1948 trillion yen) and investment (cash) (government investment, etc.) (3.1558 trillion yen), etc.

The increase in fiscal 2012 as compared to the previous fiscal year included 3.6647 trillion yen due to price revisions (e.g. government investment, etc.) and 2.8281 trillion yen due to investment (in kind) (government investment, etc.).

The amount in fiscal 2013 decreased from the previous year. Causes include transfer of affiliation (including that for trees and bamboo) valued at 9.2187 trillion yen and price revision (including that for trees and bamboo) valued at 7.4863 trillion yen.

The increase in fiscal 2014 as compared to the previous fiscal year included 10.5615 trillion yen due to the transfer of affiliation (e.g. government investment, etc.) and 9.6528 trillion yen due to the transfer of jurisdiction (e.g. government investment, etc.).

The decrease in fiscal 2015 as compared to the previous fiscal year included 9.0105 trillion yen due to price revisions (e.g. government investment, etc.) and 3.0965 trillion yen due to sell-offs (e.g. government investment, etc.).

Table 21 shows the year-end status of government investment, etc. during the last five years.

8. 国有財産の推移

最近5か年間の国有財産の推移をみると第20表のとおりであり、各年度における増減額の主な事由についてみると、

平成23年度は前年度に比べ増加しており、要因としては、価格改定（政府出資等など）3兆1,948億円、出資（現金）（政府出資等）3兆1,558億円などを挙げることができる。

平成24年度は前年度に比べ増加しており、要因としては、価格改定（政府出資等など）3兆6,647億円、出資（現物）（政府出資等）2兆8,281億円などを挙げることができる。

平成25年度は前年度に比べ減少しており、要因としては、所属替（立木竹等）9兆2,187億円、価格改定（立木竹等）7兆4,863億円などを挙げることができる。

平成26年度は前年度に比べ増加しており、要因としては、所属替（政府出資等など）10兆5,615億円、所管換（政府出資等など）9兆6,528億円などを挙げることができる。

平成27年度は前年度に比べ減少しており、要因としては、価格改定（政府出資等など）9兆105億円、売払（政府出資等など）3兆965億円などを挙げることができる。

なお、最近5か年間の政府出資等の年度末の現況は第21表のとおりである。

IV Key Points Concerning Government Buildings

1. Key Points Concerning Government Buildings

(1) Definition of government buildings

Government buildings refer to buildings and auxiliary facilities as well as the sites on which these are located (including those on lease), which are used for administrative work and projects of the national government, including government offices used by ministries and agencies, jails, airports, and facilities of the Self-Defense Forces. Although government buildings are managed by the heads of individual ministries and agencies, the Minister of Finance, as the minister in charge of overseeing government assets, is promoting efforts aimed at ensuring their efficient improvement and use.

(Note) Government buildings do not include housing for national government employees, the Imperial Palace, roads, forests, undeveloped fields, rivers, etc.

(2) Promotion of effective improvement of government offices

In order to promote efficient improvement of government offices, the Ministry of Finance examines improvement requests from individual ministries, judges the necessity of the requested improvement and makes appropriate adjustments so as to reflect the results in the budget for government office improvement each fiscal year.

In doing so, from the viewpoint of making effective use of government assets, the Ministry of Finance looks into the possibilities of how to make use of existing government offices, and in cases where new improvements to buildings are required, it makes sure to select the most cost-effective ways of securing offices by comparing the costs of constructing new buildings and leasing existing buildings.

(3) Promotion of efficient use of existing government offices

In order to promote the efficient use of government offices, the Ministry of Finance keeps track of the actual status of individual ministries and agencies' use of offices through, for example, field inspections, looking at how to cut down rental costs, make more properties available for sale and ensure earthquake-proof structures. The ministry formulates plans for cross-ministerial adjustments of office spaces based on the special act on the adjustment of use of government offices, etc. after seeking recommendations from the Fiscal System Council.

It should be noted that as an institutional measure to promote the efficient use of government offices, a revision of the National Government Asset Act in April 2006 has made it possible to lease idle office spaces and premises of government office buildings to the private sector within limits that do not undermine the administrative use or purposes of the property concerned.

第4 国の庁舎等の概況

1. 国の庁舎等の概要

(1) 国の庁舎等とは

国の庁舎等とは、庁舎、刑務所、飛行場及び自衛隊の施設など国の事務又は事業の用に供されている建物及び付帯施設並びにこれらの敷地（借り受けているものも含む）であり、各省各庁の長が管理しているが、財務大臣は国有財産の総括大臣として、効率的な整備及び効率的な使用を推進している。

（注）庁舎等には、国家公務員宿舎、森林原野、皇居、道路及び河川等は含まない。

(2) 庁舎等の効率的な整備の推進

財務省では、庁舎等の効率的な整備を推進するため、各省各庁が新たに庁舎等を整備するに当たって、その必要性等を審査・調整し、毎年度の庁舎等の整備予算に反映させるよう努めている。

審査・調整に当たっては、国有財産の有効活用を図る観点から、既存庁舎の活用の可能性等を確認し、新たに庁舎整備が必要な場合には、建替えと借受けのコスト比較を行い、最も効率的な調達方法を選択することとしている。

(3) 既存庁舎等の効率的な使用の推進

財務省では、既存庁舎等の効率的な使用を推進するため、借受費用の縮減や売却可能財産の創出、耐震性能の確保等の観点から、実地監査などを通じて、各省各庁の使用実態を把握し、「国の庁舎等の使用調整等に関する特別措置法」に基づき財政制度等審議会に付議のうえ、各省横断的な入替調整を行うための庁舎等使用調整計画を策定している。

なお、平成18年4月の国有財産法の改正では、庁舎等の床面積又は敷地に余裕が生じている場合には、行政上の用途又は目的を妨げない限度で、当該余裕部分を民間に貸し付けることも可能とするなど、既存庁舎等の効率的な使用を推進するための制度整備が図られている。

2. System for the Special Government Asset Consolidation Plan

(1) Special Government Asset Consolidation Plan

The Special Government Asset Consolidation Plan is a scheme under which the Minister of Finance formulates plans for the acquisition and disposal of government assets based on the concept of "scrap and build," whereby government offices are consolidated or relocated or improved in order to enhance their earthquake resistance (Article 5 of the special act on the adjustment of use of government offices, etc.)

In establishing the Special Government Asset Consolidation Plan, the Minister of Finance examines requests concerning the consolidation of government offices submitted from ministries and agencies, and makes judgment concerning the necessity, urgency, conditions of scale and location, and the appropriateness of potential disposal of the assets.

(2) Abolition of the Specified Government Asset Improvement Special Account

The Specified Government Asset Improvement Special Account was abolished at the end of fiscal 2009 as part of the Special Account Reform. As a consequence, a Specified Government Asset Improvement Account is established in the FILP Special Account as a temporary measure in order to account for the relevant undertakings that were not completed at the end of fiscal 2009 starting from fiscal 2010 until the fiscal year in which they are completed. The residual assets at the completion of the undertakings will be taken over by the general account.

The new undertakings after fiscal 2010 will be managed in the general account.

2. 特定国有財産整備計画制度

(1) 特定国有財産整備計画とは

特定国有財産整備計画は、庁舎等を集約立体化・移転再配置する場合又は地震防災機能を発揮するために必要な合同庁舎を整備する場合に、スクラップ・アンド・ビルドの考え方にに基づき、財務大臣が定める国有財産の取得及び処分に関する計画である（国の庁舎等の使用調整等に関する特別措置法（庁舎法）第5条）。

特定国有財産整備計画の策定に当たっては、財務大臣が各省各庁から提出された庁舎等の整備に関する要求書について、その整備の必要性・緊要性、規模・立地条件、処分予定財産の適否等の審査を行うこととしている。

(2) 特定国有財産整備特別会計の廃止

特定国有財産整備特別会計については、特別会計改革の一環により平成21年度末をもって廃止され、平成21年度末までに完了していない事業の経理を行うため、平成22年度から当該事業が終了する年度までの間の経過措置として、財政投融资特別会計に特定国有財産整備勘定が設けられており、事業完了後の残余財産は一般会計に承継予定である。

なお、平成22年度以降の新規事業は、一般会計で経理されている。

V Outline of Housing for National Government Employees

Housing for national government employees is set up based on the “National Government Employees’ Housing Act” (Act No. 117 of 1949) in order to “ensure efficient performance of duties by national government officials, thereby facilitating the smooth implementation of government operations and services.”

Housing for National Government Employees refers to residential housing set up by the national government for its officials and their families, incidental structures and facilities and land. These do not include lodging facilities temporarily set up within training institutes, etc., temporary hostels set up at construction sites, dormitories for Diet members, and employee housing set up by incorporated administrative agencies, etc.

Residences for national government officials are set up based on the residence setup plan established by the Minister of Finance. Residences can be set up either as administrative assets through the construction, purchase, exchange, donation, or conversion (e.g. use of facilities originally built as government office as housing), or properties offered by entities other than the government.

Housing for national government employees is in principle provided by the Minister of Finance. However, with regard to ministry-by-ministry or agency-by-agency housing (housing for national government employees that is constructed solely for the purpose of leasing to employees of the same ministry or agency; with the same applying hereafter), in cases where a large number of housing facilities need to be constructed at the same time, in cases of a decision by the Minister of Finance under other special circumstances, etc., the head of the ministry or agency provides such housing.

As for the maintenance and management of housing for national government employees, the Minister of Finance is in charge in the case of joint residences (national government official residences other than ministry-by-ministry or agency-by-agency residences) and the head of the ministry or agency is in charge in the case of ministry-by-ministry or agency-by-agency residences.

As of September 1, 2016, the total number of housing units for national government employees stood at about 164,000.

第5 国家公務員宿舎の概況

国家公務員宿舎は、「国家公務員等の職務の能率的な遂行を確保し、もって国等の事務及び事業の円滑な運営に資すること」を目的とした「国家公務員宿舎法」（昭和24年法律第117号）に基づき、設置されているものである。

国家公務員宿舎とは、職員及びその家族を居住させるために、国が設置する居住用の家屋及びこれに附帯する工作物その他の施設並びにこれらに供する土地をいい、研修所や講習所等に一時宿泊のために設けられている宿泊施設、公共事業関係の現場に設けられている仮設物的な合宿所、国会議員の議員宿舎、独立行政法人等の職員宿舎等は含まれない。

国家公務員宿舎は、財務大臣が定める宿舎設置計画に基づいて設置される。その方法としては、建設、購入、交換、寄付又は転用（例えば、庁舎を用途変更によって国家公務員宿舎とすること等をいう。）により行政財産として設置するものと、国以外の者の所有する財産を借り受けることにより設置するものがある。

国家公務員宿舎の設置は、原則として財務大臣が行うこととなっているが、省庁別宿舎（同一の各省各庁に所属する職員のみには貸与する目的で設置される国家公務員宿舎をいう。以下、同じ。）で、一時に多数の宿舎を設置する必要がある場合その他の特別の事情がある場合で財務大臣が指定する場合等は、当該各省各庁の長が行うこととなっている。

また、国家公務員宿舎の維持及び管理は、合同宿舎（省庁別宿舎以外の国家公務員宿舎をいう。）については財務大臣が、省庁別宿舎については当該国家公務員宿舎の貸与を受けるべき職員の所属する各省各庁の長が行うこととなっている。

なお、平成28年9月1日現在における国家公務員宿舎の総戸数は約16万4千戸となっている。

VI Current Conditions of Non-Administrative Assets

1. Current Value

As shown in Table 22, the current value of non-administrative assets belonging to the general accounts under the jurisdiction of the Ministry of Finance (assets under the jurisdiction of the Minister of Finance as prescribed by Article 6 of the National Government Asset Act, with the same applying in 6 below) stood at 51.9483 trillion yen as of the end of fiscal 2015, accounting for 49.4% of the total value of government assets, which stood at 105.0982 trillion yen.

As stated earlier in this report, non-administrative assets refer to all government assets other than administrative assets. They can be roughly divided into assets with characteristics similar to administrative assets (e.g., financing shares and properties offered to the American armed forces) and other assets (unused national land etc.). The former assets cannot be quickly disposed of, but the latter should be efficiently and appropriately managed or disposed of in response to occasional social needs.

2. Changes in the Value in FY2015

In fiscal 2015, the total increase in the value of non-administrative assets came to 2.1840 trillion yen and the total decrease to 4.1527 trillion yen, resulting in a net decrease of 1.9686 trillion yen. Table 22 shows changes in the value of non-administrative assets by category (land, buildings, government investment, etc.).

Table 23 shows changes in the value of non-administrative assets after changes resulting from the price revision are deducted. The total increase in fiscal 2015 came to 742.2 billion yen and the total decrease to 601.0 billion yen, resulting in a net increase of 141.1 billion yen. Changes resulting from the price revision are as shown in Table 24.

Changes in the value of non-administrative assets can also be divided into "external transfers," or transfers from the state to entities other than the state, and "internal transfers," or transfers within the state. For example, non-administrative assets increase through "external transfers" when the government receives tax in kind in lieu of monetary inheritance tax payments, when assets in abeyance are attributed to the state coffers, or when the government acquires financing shares or subscription certificates through investment in special corporations. Non-administrative assets decrease through "external transfers" when the government carries out sell-offs, beneficial transfers, or makes investments in kind (land, buildings, structures, etc.). Non-administrative assets also increase through "internal transfers" when, for instance, the Ministry of Finance takes over assets that have outlived their usefulness as administrative assets and thus have become non-administrative assets. Non-administrative assets decrease through "internal transfers" when, for instance, jurisdiction over government assets is transferred from one ministry or agency to another ministry or agency in order to provide them for administrative use. Table 25 shows transfers that took place in fiscal 2015.

第6 財務省所管一般会計所属普通財産の現状

1. 現在額

平成27年度末現在の財務省所管一般会計所属の普通財産（国有財産法第6条に規定する財務大臣の所管に係るもの。以下第6において同じ。）は、第22表のとおり51兆9,483億円であり、国有財産総額105兆982億円の49.4%を占める。

普通財産は、既に述べたように、行政財産以外の一切の国有財産をいい、行政財産に近い性格を有する財産（出資による権利、アメリカ合衆国の軍隊への提供地等）及びそれ以外の財産（未利用国有地等）に大別される。前者は、直ちに処分することができない財産であるが、後者は、その時々々の社会的要請に即応し、効率的かつ適正に、管理又は処分を行うべき性質の財産である。

2. 平成27年度中の増減

平成27年度中の総増加額は2兆1,840億円、総減少額は4兆1,527億円であり、差引き1兆9,686億円減少した。これを土地、建物、政府出資等の区分別にみると、第22表のとおりである。

また、価格改定の結果による増減を差し引いた増減額は第23表のとおりであり、平成27年度中の総増加額は7,422億円、総減少額は6,010億円であり、差引き1,411億円増加した。なお、価格改定による増減額は、第24表のとおりである。

普通財産の増減についても、国と国以外の者との間の異動である「対外的異動」及び国の内部における異動である「対内的異動」に分けることができる。例えば、「対外的異動」で普通財産が増加する場合として、相続税法の規定により金銭に代えて財産が物納されたとき、相続人不存在財産が民法の規定により国庫に帰属したとき、特殊法人等に対する出資により出資による権利又は出資証券等を取得したとき等が、また、減少する場合として、売却、譲与、現物出資（土地、建物、工作物等）が行われたとき等が、それぞれ挙げられる。他方、「対内的異動」により増加する場合として、各省各庁において行政財産として使用されていた財産が行政目的の用に供されなくなり、用途廃止されて普通財産となったものを財務省が引き受けたとき等が、また、減少する場合として、行政目的の用に供するため各省各庁へ所管換したとき等が、それぞれ挙げられる。平成27年度中の異動状況を整理すると、第25表のとおりである。

3. Current Conditions of Management and Disposal

Disposals of land and buildings of non-administrative assets that took place in fiscal 2015 and their status as of the end of the year are as follows.

(1) Disposal

Table 26 shows the key points of disposals that took place in fiscal 2015.

A. Sell-off

There were 4,317 sell-offs worth 71.7 billion yen (based on registry value, with the same applying in 6-3 below). By category, land amounted to 3,294,000 m² or 67.3 billion yen, and buildings to 187,000 m² or 4.4 billion yen.

By counterparty, public corporations accounted for 400 cases or 7.1 billion yen, public interest corporations for 44 cases or 10.5 billion yen, corporations other than public corporations and public interest corporations for 1,307 cases or 43.7 billion yen, and others for 2,566 cases or 10.2 billion yen.

By contract method, general competitive contracts accounted for 613 cases or 41.5 billion yen (prices were made public in 512 cases, worth 33.3 billion yen) and negotiated contracts for 3,688 cases or 28.6 billion yen.

Assets are in principle sold at market value. However, some of the non-administrative assets are sold to public corporations, etc. after their market value had been reduced by a certain percentage based on the provisions of the Act on Special Measures concerning National Property and other relevant laws. Among the assets sold at less than market value were two social welfare facilities worth 700 million yen and 14 school facilities worth 800 million yen.

B. Exchange

There were six exchanges worth 10.9 billion yen.

C. Beneficial transfer

There were 281 beneficial transfers worth 5.1 billion yen.

D. Transfer of jurisdiction

There were 30 transfers of jurisdiction worth 46.0 billion yen. Of these, 29 were charge-free transfers of jurisdiction (transfers between one general account and another general account) worth 45.9 billion yen and one was a paid transfer of jurisdiction (transfer between a general account and a special account) worth 100 million yen.

3. 管理及び処分状況

土地及び建物について、平成27年度中における処分等の実績及び年度末現在の管理状況をみると、次のとおりである。

(1) 処分等の実績

平成27年度中の処分等の実績の概要は、第26表のとおりである。

イ. 売払

売払は4,317件、717億円（台帳価格：以下第6の3において同じ。）で、これを区分別にみると、土地3,294千㎡、673億円、建物延べ187千㎡、44億円である。

次に、売払を相手方別にみると、公共団体400件、71億円、公益法人44件、105億円、公共団体及び公益法人以外の法人1,307件、437億円、その他2,566件、102億円である。

また、時価売払を契約方式別にみると、一般競争契約613件、415億円（うち価格公表512件、333億円）、随意契約3,688件、286億円である。

なお、売払価格は、原則として時価額によるが、国有財産特別措置法その他の法律の規定に基づき、時価額からその一定割合を減額して公共団体等に売り払うものがある。この減額売払したものを相手方の用途別にみると、社会福祉施設2件、7億円、学校施設14件、8億円である。

ロ. 交換

交換は6件、109億円である。

ハ. 譲与

譲与は281件、51億円である。

ニ. 所管換

所管換は30件、460億円で、その内容は無償所管換（一般会計相互間）が29件、459億円、有償所管換（一般会計及び特別会計相互間）が1件、1億円である。

(2) Management

The status of use of land and buildings as of the end of fiscal 2015 is as follows.

A. Properties provided to US armed forces

Properties provided to the American armed forces stationed in Japan under treaties comprised 74 plots of land covering 67,949,000 m² worth 1.9979 trillion yen and eight buildings with a total area of 5,012,000 m² worth 213.2 billion yen.

B. Assets allowed for use by other ministries and agencies

Non-administrative assets whose use by ministries and agencies is permitted on a temporary basis in order to facilitate the performance of necessary operations and services comprised 103 plots of land covering 5,097,000 m² worth 206.1 billion yen and one building with a total area of 33,000 m² worth 600 million yen.

C. Assets on lease to local public bodies, etc.

Non-administrative assets on lease to local public bodies are divided into leases at (a) market value (market-value lease), (b) leases with no charge based on law's provisions (free lease), and (c) leases at less than market value (discount lease).

Assets on lease break down into 29,790 plots of land covering 91,000,000 m² worth 1.8183 trillion yen, and 757 buildings totaling 128,000 m² worth 700 million yen. The breakdown of assets on lease (land) is as follows.

- (a) Market-value leases are those extended to persons who have been using as personal residential sites the land they paid in kind in lieu of inheritance tax. There are 24,800 such leases, covering 15,979,000 m² and worth 419.3 billion yen.
- (b) Free leases are those extended to local public bodies without charge in accordance with the provisions of the National Government Asset Act and other laws. There are 4,398 cases covering 71,813,000 m² and worth 1.2811 trillion yen. Among them are parks, 2,765 cases, 58,787,000 m², 975.2 billion yen, and water supply facilities, 322 cases, 3,207,000 m², 49.0 billion yen.
- (c) Discount leases are those extended to local public bodies at less-than market value under the Act on Special Measures concerning National Property and other relevant laws. There are 592 such leases, covering 3,206,000m² and worth 117.8 billion yen.

A breakdown of land on lease by counterparty finds 4,977 with public corporations, representing 75,382,000 m² worth 1.2802 trillion yen; 259 with public interest corporations, representing 1,592,000 m² worth 67.0 billion yen; 1,960 with corporations other than public corporations and public interest corporations, representing 8,149,000 m² worth 182.2 billion yen; and 22,594 with others, representing 5,875,000 m² worth 288.7 billion yen.

(2) 管理の状況

平成27年度末現在における土地及び建物についての利用の状況は、次のとおりである。

イ. 米軍へ提供中の財産

条約に基づきアメリカ合衆国の軍隊に提供中の財産は、土地74件、67,949千㎡、1兆9,979億円、建物8件、延べ5,012千㎡、2,132億円である。

ロ. 他省庁に使用させている財産

各省各庁に対して、その事務、又は事業の遂行上必要な場合に臨時に普通財産の使用を認めている財産は、土地103件、5,097千㎡、2,061億円、建物1件、延べ33千㎡、6億円である。

ハ. 地方公共団体等への貸付財産

地方公共団体等に対する普通財産の貸付けは、(イ)時価による貸付料での貸付け(時価貸付)、(ロ)法律の規定に基づく無償での貸付け(無償貸付)及び(ハ)時価から減額した貸付料での貸付け(減額貸付)に区分される。

貸付中の財産は、土地29,790件、91,000千㎡、1兆8,183億円、建物757件、延べ128千㎡、7億円であり、このうち、貸付財産(土地)の内訳をみると、次のとおりである。

- (イ) 時価貸付は、物納財産を物納以前から引き続き個人の住宅敷地等として使用している者に時価で貸し付けているもの等であり、24,800件、15,979千㎡、4,193億円である。
- (ロ) 無償貸付は、国有財産法その他の法律の規定に従い、地方公共団体等に公園等として無償で貸し付けているものであり、4,398件、71,813千㎡、1兆2,811億円である。主なものは、公園等2,765件、58,787千㎡、9,752億円、水道施設322件、3,207千㎡、490億円である。
- (ハ) 減額貸付は、国有財産特別措置法その他の法律の規定に従い、地方公共団体等に対し、時価から一定の割合を減額した貸付料で貸し付けているものであり、592件、3,206千㎡、1,178億円である。

なお、貸付中の財産(土地)を相手方別にみると、公共団体4,977件、75,382千㎡、1兆2,802億円、公益法人259件、1,592千㎡、670億円、公共団体及び公益法人以外の法人1,960件、8,149千㎡、1,822億円、その他22,594件、5,875千㎡、2,887億円である。

D. Unused national land

Unused national land refers to land not used at present (including land in management commission and land temporarily utilized in ways such as temporary lending) but that can be, or is expected to be, used as housing land, excluding one that is difficult to be used on its own. There are 3,873 such cases, representing 10,217,000 m² or 455.8 billion yen.

(3) Securities in kind

Government investment, etc. consist of government investment and securities in kind. The securities in kind are those the government has received in lieu of monetary tax payments and those vested in the national treasury.

Table 27 shows the status of transfers of securities paid in lieu of monetary tax payments, etc. in fiscal 2015 and their current value as of the end of the fiscal year 2015, which stood at 5.1 billion yen.

4. Trend of the Value of Non-Administrative Assets (Land)

There are two factors causing changes in the total area of non-administrative assets (land): factors that increase area, such as receipts, tax payment in kind, etc., and factors that decrease area, such as sell-offs, transfer of jurisdiction, etc. Changes in recent years show a slow downward trend.

5. Trend of Government Asset-Related Revenues (Local Finance Bureau)

The amount of government asset-related revenues received by the Local Finance Bureaus in fiscal 2015 stood at 152.5 billion yen.

Most of them were accounted for by sales of government assets (including sales of government assets for financing reconstruction from the Great East Japan Earthquake) with 120.1 billion yen, followed by receipts from lending of government assets with 30.1 billion yen.

Of the sales of government assets, sales of land accounted for 110.6 billion yen.

Table 28 shows changes in the proceeds from the sale of government assets in the last five years.

Table 29 shows changes in the proceeds from the sale of government assets, including sales of non-administrative assets by ministries and agencies.

二. 未利用国有地

未利用国有地は、単独利用困難なものを除く宅地又は宅地見込地で、現に未利用となっている土地（管理委託、一時貸付等暫定活用しているものを含む。）であり、3,873件、10,217千㎡、4,558億円である。

(3) 物納等有価証券の状況

政府出資等は政府出資及び物納等有価証券からなるが、物納等有価証券は租税物納及び国庫帰属により取得した有価証券である。

平成27年度中における物納等有価証券の異動状況及び年度末現在額は第27表のとおりであり、平成27年度末現在額は51億円である。

4. 普通財産（土地）の推移

普通財産（土地）の面積の推移については、引受や物納等の増加要因及び売払や所管換等の減少要因があり、近年の動向をみると緩やかな減少傾向にある。

5. 国有財産関係歳入（財務局分）の推移

平成27年度の国有財産関係歳入の財務局分収納額は、1,525億円である。

この大宗を占めるのは国有財産売払収入（東日本大震災復興国有財産売払収入を含む）1,201億円であり、次いで国有財産貸付収入301億円となっている。

なお、国有財産売払収入のうち、土地の売払収入は1,106億円となっている。

最近5か年間の国有財産売払収入の推移は第28表のとおりである。

また、各省各庁所管の普通財産の売払収入を加えた国有財産売払収入の推移は第29表のとおりである。

VII Councils on Government Assets

With regard to government assets, the Fiscal System Council has been established at the Ministry of Finance and regional government asset councils at local finance bureaus and the Okinawa General Bureau.

The Fiscal System Council was established based on Article 6 of the Act on the Establishment of the Ministry of Finance (Act. No. 95 of 1999), which took effect on January 6, 2001. The Council has taken over the functions of the Central National Property Council and three other councils, which were abolished as part of the consolidation and rationalization of government councils implemented as part of the reorganization of central government ministries. Under the Fiscal System Council, the Government Asset Subcommittee has been established for the purpose of investigating and deliberating on basic policies concerning the management and disposal of government assets and other important matters concerning government assets (Past meetings held by the subcommittee are as shown in Table 30.) based on Article 6 of the Fiscal System Council Ordinance (Ordinance No. 275 of 2000).

Regional government asset councils, in response to consultations by the directors-general of local finance bureaus and the Okinawa General Bureau, are to investigate and deliberate on the specific management and disposal of government assets and express their opinions on the aforementioned matters to the directors-general, etc. The councils held 14 meetings in fiscal 2015.

第7 国有財産に関する審議会

国有財産に関する審議会は、財務本省に財政制度等審議会が、各財務局及び沖縄総合事務局に国有財産地方審議会が設置されている。

財政制度等審議会は、中央省庁等改革に伴う審議会等の整理合理化により廃止された国有財産中央審議会外3審議会の機能を引き継ぎ、平成13年1月6日に施行された財務省設置法（平成11年法律第95号）第6条に基づき設置された。さらに財政制度等審議会の下には、財政制度等審議会令（平成12年政令第275号）第6条に基づき、国有財産の管理及び処分に関する基本方針その他国有財産に関する重要事項の調査審議等を所掌する国有財産分科会が設置されている（開催状況は第30表のとおり。）。

国有財産地方審議会は、財務局長又は沖縄総合事務局長の諮問に応じ、国有財産の具体的な管理処分について調査審議し、これらの事項について財務局長等に意見を述べるができることとされており、平成27年度は14回開催されている。

VIII Inspection of Government Assets

1. Outline

The Minister of Finance may conduct field inspections of government assets under the jurisdiction of ministry or agency heads in order to manage and dispose of government assets in an appropriate manner (Article 10 of the National Government Asset Act, etc.).

The inspection constitutes part of the Minister of Finance's overall businesses concerning government assets and is a proactive business designed to unify the businesses concerning management and disposal of government assets and thereby enhance the appropriateness and efficiency of the businesses.

2. Inspection

(1) Inspections after fiscal 2011

The Ministry decided to step up and enhance its inspection of government assets starting from fiscal 2011 to help improve the nation's fiscal condition by selling them and promote effective use in accordance with local and social needs. The decision includes an operational change from traditional paper-based inspections to field inspections in depth.

(2) Inspection Policies for fiscal 2016

A. Basic inspection policies for fiscal 2016

For fiscal 2016, the inspections shall be made in an effective manner with administrative emphasis on (1) official properties such as government buildings and housing for government employees and (2) public properties located in urban districts, such as roads, rivers, etc.

第8 国有財産の監査

1. 監査の概要

財務大臣は、国有財産の適正な方法による管理及び処分を行うため、各省各庁の長が所管する国有財産について実地監査をすることができる（国有財産法第10条ほか）。

これは、国有財産の管理及び処分に関する事務を統一し、その適正化や効率化を図る等のために財務大臣が行う国有財産に係る総括事務の一つであり、能動的な事務である。

2. 監査事務

(1) 平成23年度以降の監査について

国有財産については、売却等を通じて国の財政に貢献するとともに、地域や社会のニーズに対応した有効活用を促進することを目的として、平成23年度以降、国有財産の監査の充実・強化を図ることとし、従来の書面を中心とした監査から現地における深度ある監査へと運用を改めることとした。

(2) 平成28年度の監査方針

イ 平成28年度監査の基本方針

平成28年度においては、①庁舎等、省庁別宿舍の公用財産、②市街地に所在する道路、河川等の公共用財産の監査に事務量を重点的に配分することとし、実効性の高い監査を実施する。

B. Purpose of inspections in the fields to be focused on

- (a) Inspections on official properties such as government buildings and housing for government employees
- Status of utilization in certain areas or of specified government buildings
 - A. Purpose of inspections

To promote effective utilization by grasping the status of use of government offices in certain areas or specified types of government offices and adjusting inter-ministerial use.
 - B. Types of Properties

Multiple government buildings, which are located in the same area, or controlled or used by those whose work and operations are closely connected to each other, are selected for inspection.
 - Status of utilization of training and education facilities, etc.
 - A. Purpose of inspections

To promote the effective utilization of government assets by focusing on the usage status and inspecting the possibility of inter-ministerial use, the substitutability of private facilities, etc.
 - B. Types of Properties

Training and educational facilities, lodging facilities, conference facilities, and fitness facilities.
 - Maintenance status of government buildings
 - A. Purpose of inspections

To accurately grasp the status of maintenance and management, and contribute to the drawing-up of draft acquisition plans, use adjustment proposals, etc., in order to promote longevity as well as efficient maintenance management for existing government buildings as social capital stocks.
 - B. Types of Properties

Inspections shall be made on government buildings in certain areas or specified types of government offices, which are subject to inspection for the usage status.

ロ 重点対象にかかる監査の目的等

- (イ) 庁舎等、省庁別宿舍の公用財産
- 一定の地域又は官署を特定した庁舎等の使用実態
 - A 監査の目的

一定の地域又は官署を特定した庁舎等の使用実態を把握し、省庁横断的な使用調整等により有効活用の促進を図る。
 - B 対象財産

同一地域内に所在する又は相互に業務関連性を有する機関が管理又は使用する庁舎等を複数選定。
 - 研修教育施設等の利用状況
 - A 監査の目的

利用状況に着目し、省庁横断的な利用の可能性、民間施設の代替性等について監査を実施し、国有財産の有効活用の促進を図る。
 - B 対象財産

研修教育施設、宿泊等施設、会議施設及び運動施設。
 - 庁舎等の保全状況
 - A 監査の目的

社会資本ストックである既存の庁舎等について、建物の長寿命化、効率的維持管理の促進を図るため、維持管理状況の的確な把握を行うとともに、取得等調整計画案や使用調整案の策定に資する。
 - B 対象財産

一定の地域又は官署を特定した庁舎等の使用実態の監査の対象財産から選定。

(b) Public properties located in urban districts, such as roads, rivers, etc.

A. Purpose of inspections

To promote effective use of relevant public properties that are unused or rarely used by considering the possibility of sell-out, etc. Also, inspections shall be conducted in an integrated manner with regard to public properties, including the offices used for managing the relevant public properties, in order to identify unused government-owned lands and create vacant spaces.

B. Types of Properties

The target properties are selected from among the following properties in urban areas

- a Government assets serving as general national routes, prefectural roads or municipal roads as designated under Article 3, the Road Act (Act No. 180 of 1952), or government-owned properties that are unnecessary properties as designated under Paragraph 1, Article 92, the Road Act and under the jurisdiction of the Minister of Land, Infrastructure, Transport and Tourism.
- b Government assets serving as class A rivers as designated under Paragraph 1, Article 4, the River Act (Act No. 167 of 1964), class B rivers as designated under Paragraph 1, Article 5, the River Act or secondary rivers as designated under Paragraph 1, Article 100, the River Act, or government assets that are rivers in ruin, etc., as designated under Paragraph 1, Article 91, the River Act and under the jurisdiction of the Minister of Land, Infrastructure, Transport and Tourism.

(c) Non-administrative assets belonging to special accounts

A. Purpose of inspections

To promote proper management and disposal, and the use and sell-off of assets in accordance with local and social needs.

B. Types of Assets

Of the assets classified as unused national land, those newly added and those whose inspections are deemed effective in promoting disposal proposed in the disposal plan, and those regarded as assets that are difficult to be disposed, as well as assets not classified as unused national land.

(ロ) 市街地に所在する道路、河川等の公共用財産

A 監査の目的

未利用又は利用の程度が低いものについて、売却等の可能性など有効活用の促進を図る。また、当該公共用財産の管理を行う事務所等の公用財産を含め一体的な監査を実施し、未利用国有地の洗い出し及び空きスペースの創出を図る。

B 対象財産

市街地に所在する次の財産から、対象を選定。

- a 道路法（昭和 27 年法律第 180 号）第 3 条に規定する一般国道、都道府県道若しくは市町村道の用に供する国有財産又は同法第 92 条第 1 項に規定する不用物件である国有財産で国土交通大臣の所管に属するもの
- b 河川法（昭和 39 年法律第 167 号）第 4 条第 1 項に規定する一級河川、同法第 5 条第 1 項に規定する二級河川若しくは同法第 100 条第 1 項に規定する準用河川の用に供する国有財産又は同法第 91 条第 1 項に規定する廃川敷地等である国有財産で国土交通大臣の所管に属するもの

(ハ) 特別会計所属の普通財産

A 監査の目的

管理処分 of 適正化、地域や社会のニーズに対応した活用及び売却の促進を図る。

B 対象財産

未利用国有地に分類された財産のうち新規に発生した財産、策定された処理計画に基づく処分等を促進するために監査の実施が有効であると認められる財産及び処分困難財産となっている財産並びに未利用国有地以外に分類された財産。

(3) Results of the inspections conducted in fiscal 2015

A. Results of inspections of government assets

In fiscal 2015, a total of 530 assets were inspected, and problems were pointed out with regard to 115 (21.7%) of them.

The majority of the problems requested moves to government buildings with extra space to terminate the use of the existing buildings or end unnecessary renting, which is expected to contribute to increase in non-tax revenues in the future, or demanded corrective measures such as sell-off of the assets which had been purchased as sites for constructing roads but remained unused.

B. Non-administrative assets (unused national land) under the jurisdiction of each ministry or agency

With regard to unused government-owned lands forming part of non-administrative assets under the jurisdiction of each ministry or agency, the trend in the occurrence of assets during fiscal 2015 and the progress in their disposal, etc., were grasped, and follow-up activities were conducted to request each ministry or agency to promote their disposal.

(Note 1) For details about the “Results of inspections of government assets,” refer to Table 31.

(Note 2) Table 32 shows results of the “Actual Conditions of Non-Administrative Assets under the Jurisdiction of Each Ministry (Unused Government-owned Lands).”

(Note 3) For details about the results of inspections conducted in fiscal 2015, refer to the website of the Ministry of Finance.

- Results of inspections of government assets
(URL:http://www.mof.go.jp/national_property/summary/result/fy2015/index.html)
- Non-administrative assets (unused national land) under the jurisdiction of each ministry or agency
(URL:http://www.mof.go.jp/national_property/summary/property_audit/utilized_by_ministry/fy2015/index.htm)

(3) 平成 27 年度の監査結果等について

イ 国有財産監査の結果

27 年度においては、全国で 530 件の監査を実施し、そのうち 115 件(21.7%) について問題点を指摘した。

指摘事案の内容は、余剰のある庁舎への移転を求め用途の廃止や借受解消を図るなどして国の財政への貢献が見込めるものが大半を占めている。

ロ 各省各庁所管普通財産（未利用国有地）の状況

各省各庁が所管する普通財産のうち未利用国有地について、平成 27 年度中の財産の発生状況及び処分等処理の進捗状況を把握し、各省各庁に対して処理の促進を要請するフォローアップを実施した。

(注 1) 「国有財産監査結果」については、第 31 表を参照。

(注 2) 「各省各庁所管普通財産（未利用国有地）の状況」については、第 32 表を参照。

(注 3) 平成 27 年度の監査結果等については、財務省のホームページで公表している。

- ・ 国有財産監査の結果（アドレス：http://www.mof.go.jp/national_property/summary/result/fy2015/index.html）
- ・ 各省各庁所管普通財産（未利用国有地）の状況（アドレス：http://www.mof.go.jp/national_property/summary/property_audit/utilized_by_ministry/fy2015/index.htm）

IX Provision of Information on Government Assets

From the standpoint of revealing the nation's financial stocks to the public, the government has been striving to provide information on national land and other government assets by announcing reports based on laws and issuing various publications.

Table 33 shows a list of government asset-related information made available.

1. Reports Based on Laws

Every fiscal year, the government submits to the Diet the statements of changes in the value of government assets, their current total value, and the current state of the total value of government assets provided free of charge under the provisions of Article 34 and 37 of the National Government Asset Act after having them audited by the Board of Audit.

The government also submits its reports on the current value of government assets and the estimated current value of expected government assets as reference materials to the Diet under the provision of Article 28 of the Public Finance Act and reports to the Diet the current value of government assets under the provision of Article 46 of the said Act.

2. Provision of Information

(1) The government has included subjects concerning government assets on the website of the Ministry of Finance (URL:<http://www.mof.go.jp/>) to present the Government Asset Report containing updates on government asset administration as well as statistical documents showing the current values of government assets, and to accept opinions and requests concerning government assets.

“Sale of Government Assets” is linked to the websites of local finance bureaus all over Japan to provide information on bidding for government asset and sell-off results. In addition, the government attempts to improve user-friendliness by disclosing reports to the Diet on government assets, press releases, statutes and directives concerning government assets, etc.

(2) Government Asset Information Disclosure System (URL:<http://www.kokuyuzaisan-info.mof.go.jp/kokuyu/>) shows information on government assets with three categories: 1) Purchase, 2) Search and 3) Lease.

1) Purchase of government assets

This section provides information on locations, areas, legal restrictions, the nearest transportation facilities and map data with regard to assets for which procedures for general competitive bidding are proceeding, assets immediately available for purchase and assets scheduled to be put up for sale by local finance bureaus in Japan.

In addition, subscription for “E-mail Newsletter on Government Asset Information”, which distributes in a timely manner the above information, is accepted on this page.

第9 国有財産に関する情報提供

財政のストックを国民に明らかにするという観点から、国有地をはじめとする国有財産について、法令に基づく各種報告のみならず出版物等を通じ、その情報提供に努めている。

現在、国有財産に関して提供している情報は第33表のとおりである。

1. 法令に基づく報告

毎年度、国有財産法第34条及び第37条に基づき、国有財産増減及び現在額総計算書並びに国有財産無償貸付状況総計算書を会計検査院の検査を経たうえで国会に報告している。

また、財政法第28条に基づき、予算の参考書類として、国有財産現在高及び国有財産見込現在高に関する調書を国会に提出し、さらに同法第46条に基づき、国有財産の現在高について国民への報告を行っている。

2. 情報提供

(1) 財務省のホームページ（アドレス：<http://www.mof.go.jp/>）に国有財産の項目を設け、最新の国有財産行政を反映した「国有財産レポート」や国有財産の現在額等の統計資料を掲載しているほか、国有財産に関するご意見・ご要望を受け付けている。「国有財産の売却情報」では、全国の財務局等のホームページへのリンクにより、国有財産の入札、売却結果等の情報提供を行っている。他に「国有財産に関する国会報告」、「報道発表」、「国有財産関係法令・通達」などを公開し、利用者の利便性の向上に努めることとしている。

(2) 国有財産情報公開システム（アドレス：<http://www.kokuyuzaisan-info.mof.go.jp/kokuyu/>）において国有財産に関する情報を、①「買う」、②「調べる」、③「借りる」に区分し、掲載している。

① 国有財産を「買う」

全国の財務局等で一般競争入札の手続きを行っている物件、即購入可能な物件及び今後売却を行うことを予定している物件について、それぞれ所在地、面積、法令上の制限、最寄りの交通機関等の情報のほか地図情報を掲載している。

また、上記の情報等をタイムリーに配信する「国有財産物件情報メールマガジン」の登録を受け付けている。

2) Search of government assets

This section shows legal restrictions concerning zoning and floor-to-area ratios and the floor-to-area ratio available and map data, in addition to the item-by-item location, size, and price registered on the register.

3) Lease of government assets

This section provides information on the government assets available for fixed-term land lease for business purposes and tentative use (by temporary lease) by competent local finance bureaus.

- (3) With regard to information on government assets, the government intends to improve user convenience by providing information that meets the needs of the public in a timely manner, and by continuously making efforts to enhance its provision of information.

② 国有財産を「調べる」

国有財産について一件別に所在地、台帳数量、台帳価格のほか、用途地域や容積率等の法令上の制限、利用容積率、地図情報等を掲載している。

③ 国有財産を「借りる」

全国の財務局等ごとに事業用定期借地による貸付や暫定活用（一時貸付）が可能な物件の情報を掲載している。

- (3) 国有財産に関する情報については、今後も国民のニーズを踏まえた情報をタイムリーに提供する等、利便性の向上とともに、更なる情報提供の充実に努めることとしている。

X Effective Use of Unused National Land and the Sell-Off of Government Assets with Rights

1. Current Status (acceptance, ownership, sell-off) of Unused National Land and Government Assets with Rights

(1) Unused national land holdings

As of the end of fiscal 2015, the number of unused national land lots stood at 3,873 and their total value based on registered prices stood at 455.8 billion yen.

The results of disposal of unused national land are available on the Ministry of Finance's website (URL:http://www.mof.go.jp/national_property/summary/property_audit/non_utilized_land/fy2015/index.html), etc.

(Note 1) Table 34 shows changes in the number of unused national land lots, Table 35 shows the results of disposal, and Table 36 shows unused national land owned by the government as of the end of fiscal 2015.

(Note 2) Table 37 shows changes in the acceptance of in-kind payments of real estate (land) since fiscal 2006.

(2) Current Status (acceptance, ownership, sell-off) of Unused National Land and Government Assets with Rights

Table 38 shows the bid results for unused national land up to fiscal 2015. In fiscal 2015, approx. 1,320 lots of land were sent out for general competitive bidding, and about 630 of them were successfully bid and contracts were concluded.

In fiscal 2016, approx. 1,300 general competitive biddings are to be conducted by making efforts to encourage bidding for unused national land lots whose immediate sell-off was difficult because the boundaries remained undecided, in addition to unused national land lots whose acquisition had not been requested by local governments as of the end of fiscal 2015.

See Table 39 regarding the status of sell-offs of government assets with rights, such as those involving land leaseholders.

2. Introduction of Various Disposal Methods

The Ministry decided to help improve the nation's fiscal condition by selling unused national land and coordinate with local governments to promote effective use of such land in accordance with local and social needs. The Ministry is taking steps to diversify management and disposal methods to have a wide range of choices depending on the characteristics of the land. Table 40 shows the measures taken by the Ministry in the past.

第10 未利用国有地の有効活用と権利付財産の売却

1. 未利用国有地及び権利付財産の引受・保有・売却状況

(1) 未利用国有地の保有状況

平成27年度末現在の未利用国有地は、3,873件、台帳価格4,558億円である。
なお、未利用国有地の処分等結果については財務省のホームページ（アドレス：http://www.mof.go.jp/national_property/summary/property_audit/non_utilized_land/fy2015/index.html）等で公表している。

(注1) 未利用国有地の推移については第34表を、処分等結果については第35表を、平成27年度末現在の保有状況については第36表を参照。

(注2) 平成18年度からの物納不動産（土地）の引受状況の推移は第37表のとおりである。

(2) 未利用国有地及び権利付財産の売却状況

平成27年度までの未利用国有地の入札実施状況は第38表のとおりである。平成27年度においては、約1,320件の一般競争入札を実施し、このうち約630件が成約に至っている。

平成28年度においては、平成27年度末時点において地方公共団体等から取得等要望のなかった未利用国有地のほか、境界未確定地等の売却が直ちに困難な未利用国有地についても入札に付すように努め、約1,300件の一般競争入札を実施することとしている。

また、借地人等権利者がいる権利付財産の売却状況は第39表のとおりである。

2. 多様な管理処分手法の導入

未利用国有地については、売却等を通じて国の財政に貢献するとともに、地方公共団体等と連携を図り、地域や社会のニーズに対応した有効活用を図っていくこととし、個々の土地の特性に応じた多様な手段を選択できるよう管理処分手法の多様化を図っている。なお、これまでの取組みは第40表のとおりである。

(1) Disposal method of unused national land

A. In fiscal 2002, with regard to real estate in kind (land) sent out for general competitive bidding as unused national land, the Ministry introduced the system of bidding which discloses the minimum sale price (expected price) in order to further promote disposal. This system was implemented with the purpose of securing non-tax revenues.

Also, in November 2012, with a view to reserving resources for recovery from the disaster of the Great East Japan Earthquake and promote administrative reform, it was decided to make further efforts to promote the sell-off of land by reforming the system which discloses the lowest sell-off price (predetermined price) with regard to all real estates including real estate in kind (land).

B. In fiscal 2002, the Ministry adopted a method of trust-type disposal of those national land lots which are difficult to sell in the present form by adding value thorough subdivision and development as well as by providing access to basic utilities. Table 41 shows the actual results of these measures.

C. In addition to these bidding systems, in 2008, the Ministry adopted two-stage general competitive bidding and district planning utilization general competitive bidding in order to reflect the planning ability.

(Note 1) Two-stage general competitive bidding is general competitive bidding that requires each would-be bidder to submit a land-use proposal whose content meets certain standards before bidding.

In the Futaba no Sato area in Hiroshima City of Hiroshima Prefecture, the local finance bureau took the lead to establish a committee together with local governments and set development conditions for the purpose of achieving a range of effects such as improving asset values and revitalizing regional economies. They conduct two-stage general competitive bidding.

(Note 2) District planning utilization general competitive bidding is general competitive bidding that occurs after consultation with local governments that have decided on district plans or other urban planning targeting a certain area, including national lands.

Previously, the Ministry conducted general competitive bidding through discussion with local governments utilizing district plans. Such examples include a former Police Academy site in Tokyo's Nakano Ward. Also in the Futaba no Sato area in Hiroshima City of Hiroshima Prefecture, the Financial Bureau took the lead to establish a committee with local organizations and formulated a district plan. The land lots will be sold subsequently.

(1) 未利用国有地の処分手法

イ 未利用国有地の一般競争入札に当たって、物納不動産（土地）については、税外収入確保の観点から、更なる売却促進を図ることを目的として、平成 14 年度に最低売却価格（予定価格）を公表した入札制度を導入した。
また、平成 24 年 11 月に東日本大震災の復興財源の確保及び行政改革を推進する観点から、物納不動産（土地）に限らず、すべての不動産について最低売却価格（予定価格）を公表する制度改正を行い、更なる売却促進を図ることとしている。

ロ 平成 14 年度には、現状では売却が難しい財産について、分筆、造成、ライフライン整備等の工事を行うことにより、付加価値を高めた上で売却する処分型信託の手法も導入した。その実績は第 41 表のとおりである。

ハ なお、こうした取組みのほか、まちづくりに配慮した土地利用を行う観点から、平成 20 年度に二段階一般競争入札及び地区計画活用型一般競争入札を導入した。

(注 1) 二段階一般競争入札とは、土地の利用等に関する企画提案書の内容が一定の水準に達すると認められる参加者を選定した上で行う一般競争入札。

なお、広島県広島市の二葉の里地区においては、財務局主体で地方公共団体等との協議会を立ち上げ、資産価値の向上や地域経済の活性化等の効果を実現することを目的として開発条件等を策定し、二段階一般競争入札を実施している。

(注 2) 地区計画活用型一般競争入札とは、地方公共団体と協議し、国有地を含む一定の区域を対象に地方公共団体が地区計画等の都市計画決定を行った上で行う一般競争入札。

従前より東京都中野区の警察大学校等跡地など、地方公共団体と協議を行い、地区計画を活用し一般競争入札を実施している。

(2) Disposal methods of government assets with rights

The Ministry disposed government assets with rights by recommending transactions to the rights holders. In addition, it adopted new disposal methods including the exchange of leasehold and the ownership of residential land with leasehold in fiscal 2006 and simultaneous selling off of the government assets with the rights holders to third parties in fiscal 2008.

In fiscal 2009, the Ministry introduced a management disposal-type trust to mainly real estate properties with leasehold in lieu of monetary payment properties, in which the trustee sells off residential land with leasehold while keeping the property with rights in custody.

3. Other Management and Disposal Methods

(1) In August 2010, from the viewpoint of promoting effective use of government assets to meet local and social needs, the Ministry introduced a loan system for local governments that use the fixed-term lease system in order for active use of unused national land in the field of social welfare, such as childcare and nursing services.

After introducing the above system, the Ministry amplified the improvement of facilities for local medical services such as emergency medical care, and direct loans for social welfare corporations so as to further promote effective use.

(Note) By the end of March 2016, the Ministry entered into agreements with multiple local governments such as Setagaya ward to lease 60 national land lots to be used, for instance, as social welfare facilities including childcare centers (Table 42).

(Reference)

In order to realize the goal of reducing to zero the number of workers leaving the long-term care industry, it has been decided that the development of long-term care facilities will be promoted by making further use of national land through the reduction of rents and other means in urban areas where it is difficult to secure necessary land (Urgent Policies to Realize a Society in Which All Citizens are Dynamically Engaged [November 26, 2015]). In response, in order to accelerate the development of long-term care facilities in urban areas, the Ministry of Finance intends to make further use of national land by lending land at reduced rents (reduction of up to 50% for a period of 10 years from the start of the loan) through the fixed-term land lease arrangement, as shown below.

Effective period: New lending agreements entered into through the fixed-term land lease arrangement between January 1, 2016 and March 31, 2021

Covered areas: Tokyo, Kanagawa, Saitama, Chiba, Aichi, Osaka, Hyogo and Fukuoka Prefectures

Covered facilities: Special nursing homes for elderly people and long-term care facilities for visitors built alongside them.

(2) 権利付財産の処分手法

権利付財産については、権利者に対する買受勧奨を行うことにより権利者への売却を行ってきたが、こうした取組みのほか、平成 18 年度には借地権と底地権の交換、平成 20 年度には第三者に対する権利者との同時売却といった新たな処分手法を採り入れた。

更に、平成 21 年度には、主に物納不動産で借地権の付着した財産について、信託受託者が財産管理業務とあわせて権利者に対する底地の売却を行う管理処分型信託を導入した。

3. その他の管理処分手法

(1) 平成 22 年 8 月に、地域や社会のニーズに対応した国有財産の有効活用を推進する観点から、保育・介護など人々の安心につながる分野での未利用国有地の積極的活用を図るため、定期借地制度を利用した地方公共団体への貸付制度を導入。

制度導入後、更なる有効活用を図るため、救急医療など地域医療のための施設整備や社会福祉法人に対する直接貸付などの拡大を行った。

(注) 平成 28 年 3 月末までに、世田谷区などの地方公共団体等との間で、60ヶ所の国有地を保育所等の社会福祉施設等として貸付契約を締結した。(第 42 表)

(参考) 介護施設整備に係る国有地活用

「介護離職ゼロ」の実現に向け、用地確保が困難な都市部等において、賃料減額といった国有地の更なる活用などにより、介護施設等整備を促進することとされた。(「一億総活躍社会の実現に向けて緊急に実施すべき対策」(平成 27 年 11 月 26 日))

これを受け、都市部等における介護施設整備の加速化に資するよう、以下のとおり、定期借地権による減額貸付(貸付始期から 10 年間、5割を限度)等を実施し、国有地の更なる活用を図ることとしている。

対象期間：平成 28 年 1 月 1 日から平成 33 年 3 月 31 日までの間に新規に締結された定期借地権による貸付契約

対象地域：東京都、神奈川県、埼玉県、千葉県、愛知県、大阪府、兵庫県及び福岡県

対象施設：特別養護老人ホーム等の施設及びこれに併設される通所施設等

(2) With a view to reserving non-tax revenues and alleviating management costs, a loaning system based on fixed-term leasehold for properties which are difficult to sell off and remain unsold was established in March 2012.

(2) 税外収入の確保や管理コストの軽減の観点から、平成 24 年 3 月、売却困難財産や売残財産を対象とした事業用定期借地制度を利用した貸付けが行えるよう制度の整備を行った。

XI Sale of Government-Owned Stocks

1. NTT Stocks

The Nippon Telegraph and Telephone Corporation (hereinafter referred to as "NTT") was established in April 1985 in accordance with the Nippon Telegraph and Telephone Corp. Act (revised in June 1997 as the Act Concerning Nippon Telegraph and Telephone Corporation, etc.; hereinafter referred to as the "NTT Act"). The Act placed the now-defunct Nippon Telegraph and Telephone Public Corporation under private management, with the government holding all 15.6 million shares of NTT (with a capital of 780 billion yen and a face value of 50,000 yen).

With the government required to hold at least one-third of NTT's shares under the NTT Act, one-third (5.2 million shares) of the NTT shares were assigned to the FILP Special Account Investment Account*1), while the remaining two-thirds of the shares (10.4 million shares) were assigned to the National Debt Consolidation Fund Special Account, and proceeds from sale of the shares were to be used to redeem government bonds.

NTT shares belonging to the National Debt Consolidation Fund Special Account were sold as follows: 1.95 million shares each in fiscal 1986 and fiscal 1987, 1.5 million shares in fiscal 1988, 1 million shares in each of fiscal 1998, fiscal 1999 and fiscal 2000, 91,800 shares in fiscal 2002, 85,157 shares in fiscal 2003, 800,000 shares in fiscal 2004, and 1,123,043 shares in fiscal 2005. As a result, all NTT shares in this Special Account were sold.

The government sold NTT shares belonging to the FILP Special Account Investment Account in response to NTT's repurchase of its own shares in July 2011, as the government had come to own 57,513,644 shares more than the government had been obliged to hold because of NTT's cancellation of its own shares in November 2010. Subsequently, the government sold NTT shares in response to NTT's repurchase of its own shares in February 2012 due to an excess of 41,820,655 shares over the number of shares that the government was obliged to hold, following NTT's cancellation of its own shares in November 2011. Then, NTT cancelled its own shares in November 2013 resulting in the excess of 62,166,721 shares over those the government was obliged to hold, and the government sold the excess in March and November 2014 in response to NTT's repurchase of its own shares. In June 2016, the government sold NTT shares in response to NTT's repurchase of its own shares due to an excess of 59,000,043 shares over the number of shares that the government was obliged to hold, following NTT's cancellation of its own shares in November 2015. As a result, the Special Account currently holds 678,798,200 shares (see Table 43).

*1) NTT shares had belonged to the Industrial Investment Special Account before. In fiscal 2008, however, the Industrial Investment Special Account became the FILP Special Account Investment Account under the Act on Special Accounts.

*2) NTT has been splitting its shares (one share into 1.02 shares in November 1995; one share into 100 shares in January 2009; and one share into two shares in July 2015).

第 1 1 政府保有株式の売却状況

1. NTT 株式

昭和60年4月、日本電信電話株式会社法（平成9年6月の法律改正により「日本電信電話株式会社等に関する法律」、以下「NTT法」）により、旧電電公社が民営化され日本電信電話株式会社（以下「NTT」）が発足し、同時に、同社の発行済株式総数1,560万株（資本金7,800億円、額面5万円）のすべてが政府の保有となった。

NTT株式については、NTT法上、政府に3分の1以上の保有義務が課せられており、全体の3分の1に当たる株式（520万株）については財政投融资特別会計投資勘定（※1）に帰属させ、残りの3分の2に当たる株式（1,040万株）については国債整理基金特別会計に帰属させることとし、売却収入を国債償還財源に充てることとした。

国債整理基金特別会計所属の株式については、昭和61年度、62年度に各195万株、63年度150万株、平成10年度、11年度、12年度に各100万株、14年度9万1,800株、15年度8万5,157株、16年度80万株、17年度112万3,043株を売却してきた結果、すべて売却が完了した。

財政投融资特別会計投資勘定所属の株式については、平成22年11月にNTTが自己株式消却を行い、政府保有義務分に5,751万3,644株の超過が生じたことから、政府は、平成23年7月にNTTによる自己株式取得に応じて売却を行った。その後同様に、平成23年11月のNTTによる自己株式消却に伴って生じた政府保有義務分の4,182万655株の超過に対し、政府は、平成24年2月にNTTによる自己株式取得に応じて売却し、平成25年11月のNTTによる自己株式消却に伴って生じた政府保有義務分の6,216万6,721株の超過に対し、政府は、平成26年3月及び11月にNTTによる自己株式取得に応じて売却し、平成27年11月のNTTによる自己株式消却に伴って生じた政府保有義務分の5,900万43株の超過に対し、政府は、平成28年6月にNTTによる自己株式取得に応じて売却した。この結果、現在の株式数は6億7,879万8,200株となっている（第43表参照）。

※1 NTT株式は産業投資特別会計に所属していたが、平成20年度に、特別会計に関する法律により、産業投資特別会計は、財政投融资特別会計投資勘定となった。

※2 株式分割（平成7年11月に1株を1.02株、平成21年1月に1株を100株、平成27年7月に1株を2株）を実施している。

2. JT Stocks

Japan Tobacco Inc. (hereinafter referred to as "JT") was established in April 1985 under the Japan Tobacco Inc. Act (hereinafter referred to as the "JT Act"), placing the now-defunct Japan Monopoly Corporation under private management. At the same time, all of the outstanding 2 million shares of JT (with a capital of 100 billion yen and a face value of 50,000 yen) came to be held by the government.

Initially, the JT Act required the government to hold at least one-half of the total number of shares as of the date of establishment of JT, and more than one-third of all shares issued. Because of this provision, one-half of the total number of shares as of the date of establishment of JT were assigned to the FILP Special Account Investment Account (1 million shares), while the remaining one-half (1 million shares) were assigned to the National Debt Consolidation Fund Special Account, and proceeds from sale of the shares were to be used to redeem government bonds.

Since the government was required a transitional measure (under Article 18 of Supplementary Provisions of the JT Act) to hold at least two-thirds of the shares issued when JT was established, the government sold 394,276 shares in fiscal 1994 and 272,390 shares in fiscal 1996, each belonging to the National Debt Consolidation Fund Special Account (this completed the sale of one-third of outstanding shares, which were the shares available for sale then). Subsequently, in April 2002, the JT Act was partially revised and the abovementioned transitional measure was abolished. As a result, 333,334 shares became newly available for sale, and the government sold 44,000 shares in fiscal 2003 and 289,334 shares in fiscal 2004 (this completed the sale of half of outstanding shares, which were the shares available for sale then).

In December 2011, by the enforcement of the Act on Special Measures concerning the Securing of Financial Resources to Execute Measures Necessary for Recovery from the Great East Japan Earthquake (including the revision of the JT Act), the government was required to hold more than one third of the total number of shares issued. Furthermore, out of 5 million shares belonging to the FILP Special Account Investment Account (one share split into five shares in April 2006), 1,666,666 shares were transferred to the National Debt Consolidation Fund Special Account, and proceeds from sale of the shares were to be applied to the resources for the redemption of reconstruction bonds.

As to the shares belonging to the National Debt Consolidation Fund Special Account, the government sold 333,333,200 shares (one share split into 200 shares in July 2012) in fiscal 2012 (this completed the sale of shares other than those exceeding one-third of outstanding shares, which were the shares available for sale then).

Because of a share split (one share split into 200 shares in July 2012) after the transfer, the number of shares belonging to the FILP Special Account Investment Account is 666,666,800 (See Table 44).

2. JT 株式

昭和60年4月、日本たばこ産業株式会社法（以下「JT法」）により、旧日本専売公社が民営化され日本たばこ産業株式会社（以下「JT」）が発足し、同時に、同社の発行済株式総数200万株（資本金1,000億円、額面5万円）のすべてが政府の保有となった。

JT株式については、当初、JT法において、政府にJT設立時の株式総数の2分の1以上かつ発行済株式総数の3分の1超の保有義務が課せられていたため、JT設立時の株式総数の2分の1に当たる株式（100万株）については財政投融资特別会計投資勘定に帰属させ、残りの2分の1に当たる株式（100万株）については国債整理基金特別会計に帰属させることとし、売却収入を国債償還財源に充てることとした。

JT設立時の経過措置（JT法附則第18条）として、政府に当分の間発行済株式総数の3分の2以上の保有義務が課せられていたことから、国債整理基金特別会計所属の株式のうち、平成6年度39万4,276株、8年度27万2,390株を売却した（当該時点における売却可能株式総数の売却（発行済株式総数の3分の1）が完了）。その後、平成14年4月にJT法の一部改正により上記経過措置が廃止されたことに伴い、新たに33万3,334株が売却可能となり、平成15年度4万4,000株、16年度28万9,334株を売却した（当該時点における売却可能株式総数の売却（発行済株式総数の2分の1）が完了）。

平成23年12月、東日本大震災からの復興のための施策を実施するために必要な財源の確保に関する特別措置法（JT法改正を含む）の施行により、政府保有義務は発行済株式総数の3分の1超となるとともに、財政投融资特別会計投資勘定に所属している500万株（株式分割（平成18年4月に1株を5株）を実施）のうち、166万6,666株を国債整理基金特別会計に所属替し、売却収入を復興債償還財源に充てることとした。

国債整理基金特別会計所属の株式については、平成24年度に3億3,333万3,200株（株式分割（平成24年7月に1株を200株）を実施）を売却した（当該時点における売却可能株式総数の売却（発行済株式総数の3分の1超）が完了）。

なお、所属替後の株式分割実施（平成24年7月に1株を200株）により、財政投融资特別会計投資勘定の株式については6億6,666万6,800株となっている（第44表参照）。

3. JP Holdings Stocks

In January 2006, Japan Post Corporation established Japan Post Holdings Co., Ltd. (hereinafter referred to as “JP Holdings”) under the Postal Service Privatization Act. As the same time, all of the 6 million issued shares of JP Holdings (with a capital of 300 billion yen) came to be held by the government.

Subsequently, when Japan Post Corporation was dissolved in October 2007, the government acquired all of the 144 million issued shares of JP Holdings, which were delivered as a result of JP Holdings taking over the assets and liabilities of Japan Post Corporation.

Under the Postal Service Privatization Act, the government is obliged to hold more than one-third of the total number of issued shares of JP Holdings. Accordingly, the shares acquired at the time of the establishment of JP Holdings and one-third of the shares transferred in October 2007, which add up to 54 million shares and account for 36% of the total, were assigned to the general account. The remaining shares (96 million shares or 64% of the total) were assigned to the National Debt Consolidation Fund Special Account, and proceeds from sale of the shares were to be used to redeem government bonds.

The Act on Special Measures concerning the Securing of Financial Resources to Execute Measures Necessary for Recovery from the Great East Japan Earthquake, which came into force in December 2011, provides that the government shall dispose of JP Holdings shares as early as possible in order to secure non-tax revenue as financial resources to redeem debt issued to fund reconstruction. Furthermore, in January 2013, the Reconstruction Promotion Council decided to include approximately 4 trillion yen of proceeds from the sale of JP Holdings shares in the scope of financial resources for reconstruction. Accordingly, proceeds from sale of the shares were to be applied to the resources for the redemption of reconstruction bonds.

As a result of a share split in August 2015 (one share into 30 shares), the number of JP Holdings shares belonging to the general account became 1.62 billion and those belonging to the National Debt Consolidation Fund Special Account became 2.88 billion.

Among the JP Holdings shares belonging to the National Debt Consolidation Fund Special Account, the government sold 495 million shares in November 2015, and further sold 382,901,700 shares in response to JP Holdings’ repurchase of its own shares in December of the same year.

In April 2016, pursuant to the provisions of the Act on Special Measures concerning the Securing of Financial Resources to Execute Measures Necessary for Recovery from the Great East Japan Earthquake, 119,999,900 shares belonging to the general account were transferred without consideration from that account to the National Debt Consolidation Fund Special Account, equivalent to a number more than is necessary in order to hold more than one-third of the total number of shares of JP Holdings. As a result, the government currently holds 1,500,000,100 shares belonging to the general account and 2,122,098,200 shares belonging to the National Debt Consolidation Fund Special Account (see Table 45).

3. 日本郵政株式

平成18年1月、郵政民営化法の規定により、日本郵政公社（以下「公社」）が日本郵政株式会社（以下「日本郵政」）を設立し、同時に日本郵政の発行済株式総数600万株（資本金3,000億円）のすべてが政府の保有となった。

また、平成19年10月の公社解散時には、資産債務の承継の見返りとして交付された日本郵政株式1億4,400万株のすべてが政府の保有となった。

日本郵政株式会社については、郵政民営化法上、政府に3分の1超の保有義務が課せられており、日本郵政設立時に保有した株式及び平成19年10月に譲渡された株式の3分の1を合わせた全体の36%に当たる株式（5,400万株）については一般会計に帰属させることとした。また、残りの64%に当たる株式（9,600万株）については国債整理基金特別会計に帰属させることとし、売却収入を国債償還財源に充てることとした。

平成23年12月に施行された東日本大震災からの復興のための施策を実施するために必要な財源の確保に関する特別措置法において、租税収入以外の収入による償還費用の財源を確保するため、日本郵政株式会社については、できる限り早期に処分するものとされ、平成25年1月、復興推進会議において、日本郵政株式の売却収入4兆円程度を復興財源フレームに盛り込むことが決定されたことから、売却収入は復興債償還財源に充当されることとされた。

平成27年8月に株式分割（1株を30株）が実施され、一般会計所属の株式は16億2,000万株、国債整理基金特別会計に所属する株式は28億8,000万株となった。

同年11月、国債整理基金特別会計所属の株式について、4億9,500万株を売却、同年12月には日本郵政による自己株式取得に応じて3億8,290万1,700株を売却した。

平成28年4月、東日本大震災からの復興のための施策を実施するために必要な財源の確保に関する特別措置法の規定により、一般会計所属の株式について、日本郵政の株式の総数の3分の1を超えて保有するために必要な数を上回る数に相当する1億1,999万9,900株を、同会計から無償で国債整理基金特別会計に所属替を行った。これにより、現在の株式数は一般会計所属の株式が15億100株、国債整理基金特別会計所属の株式が21億2,209万8,200株となっている（第45表参照）。

4. Japan Alcohol Corporation Stocks

In April 2006, the Japan Alcohol Corporation Act (hereinafter called the "J.alco Act") privatized the Alcohol Enterprise Head Office of the New Energy and Industrial Development Organization and established the Japan Alcohol Corporation (hereinafter referred to as "J.alco"). The government held all 60,000 of the company's issued stocks (with a capital of 3 billion yen).

The J.alco Act did not require the government to hold J.alco stocks. Meanwhile, the Basic Plan on Reducing and Rationalizing National Administrative Organizations (passed by Cabinet resolution in April 1999) required the government to begin selling its shares within two years of the company's establishment, with the aim of selling all shares as quickly as possible. Accordingly, after discussion and report by the Stock Subgroup of the Government Asset Subcommittee of the Fiscal System Council in November 2006, the government sold two-thirds of the total issued stock (39,999 shares) through general competitive bidding in March 2008 (See Table 46).

4. 日本アルコール産業株式

平成18年4月、日本アルコール産業株式会社法（以下「J.alco法」）により、独立行政法人新エネルギー・産業技術総合開発機構アルコール製造部門が民営化され日本アルコール産業株式会社（以下「J.alco」）が発足し、同時に、同社の発行済株式総数6万株（資本金30億円）のすべてが政府の保有となった。

J.alco株式については、J.alco法上、政府保有義務は課されていない。一方、国の行政組織等の減量、効率化等に関する基本的計画（平成11年4月閣議決定）において、政府は設立後2年以内に株式の売却を開始し、できる限り早期に完全売却を図ることとされている。これを踏まえ、財政制度等審議会国有財産分科会株式部会（平成18年11月）での審議・答申を受けて、平成20年3月、発行済株式総数の約3分の2に当たる株式（39,999株）を一般競争入札により売却した（第46表参照）。

T A B L E S

付 表

CONTENTS OF TABLES

付 表 の 目 次

Table 1	Scope of Government Assets	88
(第1表)	国有財産の範囲)	
Table 2	Current Value of Government Assets by Category as of the End of FY2015 (As of March 31, 2016)	90
(第2表)	平成27年度末国有財産区分別現在額 (平成28年3月31日現在))	
Table 3	Current Conditions of Administrative Assets (Land) (As of March 31, 2016)	92
(第3表)	行政財産 (土地) の現況 (平成28年3月31日現在))	
Table 4	Current Conditions of Non-administrative Assets (Land) (As of March 31, 2016)	94
(第4表)	普通財産 (土地) の現況 (平成28年3月31日現在))	
Table 5	Current Value of Government Investment (As of March 31, 2016).....	96
(第5表)	政府出資現在額 (平成28年3月31日現在))	
Table 6	Current Value of Government Assets by Account, by Classification and by Type (As of March 31, 2016)	98
(第6表)	国有財産会計別・分類別・種類別現在額 (平成28年3月31日現在))	
Table 7	Current Value of Government Assets by Classification and by Category (As of March 31, 2016)	102
(第7表)	国有財産分類別・区分別現在額 (平成28年3月31日現在))	
Table 8	Current Value of Government Assets by Classification and by Jurisdiction (As of March 31, 2016)	104
(第8表)	国有財産分類別・所管別現在額 (平成28年3月31日現在))	
Table 9	Changes in the Value of Government Assets by Category (FY2015)	106
(第9表)	国有財産区分別増減額 (平成27年度))	

Table 10	Changes in the Value of Government Assets by Category (FY2015) (Excepting changes by price revision).....	108
(第10表)	国有財産区分別増減額(平成27年度)(価格改定による増減額を除いたもの)	
Table 11	Changes in the Value of Government Assets by Category (FY2015) (Changes by price revision).....	110
(第11表)	国有財産区分別増減額(平成27年度)(価格改定によるもの)	
Table 12	Changes in the Value of Government Assets by Account (FY2015).....	112
(第12表)	国有財産会計別増減額(平成27年度)	
Table 13	Changes in the Value of Government Assets by Account (FY2015) (Excepting changes by price revision).....	114
(第13表)	国有財産会計別増減額(平成27年度)(価格改定による増減額を除いたもの)	
Table 14	Changes in the Value of Government Assets by Classification and by Type (FY2015).....	116
(第14表)	国有財産分類別・種類別増減額(平成27年度)	
Table 15	Changes in the Value of Government Assets by Classification and by Type (FY2015) (Excepting changes by price revision).....	118
(第15表)	国有財産分類別・種類別増減額(平成27年度)(価格改定による増減額を除いたもの)	
Table 16	Changes in the Value of Government Assets by Jurisdiction (FY2015).....	120
(第16表)	国有財産所管別増減額(平成27年度)	
Table 17	Changes in the Value of Government Assets by Jurisdiction (FY2015) (Excepting changes by price revision).....	122
(第17表)	国有財産所管別増減額(平成27年度)(価格改定による増減額を除いたもの)	
Table 18	Increases/Decreases of Changes in the Value of Government Assets (FY2015)	124
(第18表)	国有財産増減状況(平成27年度)	
Table 19	Results of the Value Revision in the Government Asset Register	126
(第19表)	国有財産台帳価格改定結果	

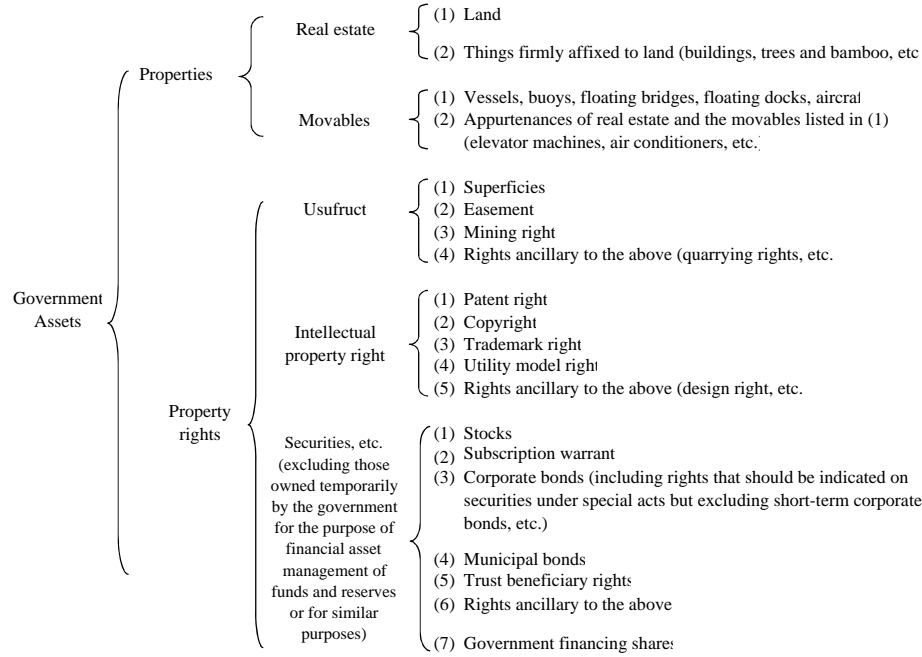
Table 20	Trend of the Value of Government Assets in the Last Five Years	128
(第20表)	最近5か年間の国有財産の推移	
Table 21	Trend of the Value of Government Investment and Securities in the Last Five Years	132
(第21表)	最近5か年間の政府出資、有価証券の推移	
Table 22	Changes in the Value and Current Value of Non-administrative Assets belonging to General Account under the Jurisdiction of the Ministry of Finance (As of March 31, 2016).....	134
(第22表)	財務省所管一般会計所属普通財産増減額及び現在額(平成28年3月31日現在)	
Table 23	Current Value and Changes in the Value of Non-administrative Assets belonging to General Account under the Jurisdiction of the Ministry of Finance (As of March 31, 2016) (Excepting changes by price revision)	136
(第23表)	財務省所管一般会計所属普通財産増減額(平成28年3月31日現在)(価格改定による増減額を除いたもの)	
Table 24	Changes in the Value and Current Value of Non-administrative Assets belonging to General Account under the Jurisdiction of the Ministry of Finance (As of March 31, 2016) (Changes by price revision).....	138
(第24表)	財務省所管一般会計所属普通財産増減額(平成28年3月31日現在)(価格改定によるもの)	
Table 25	Increases/Decreases of Changes in the Value of Non-administrative Assets belonging to General Account under the Jurisdiction of the Ministry of Finance (FY2015)	140
(第25表)	財務省所管一般会計所属普通財産異動状況(平成27年度)	
Table 26	Disposal of Non-administrative Assets belonging to General Account under the Jurisdiction of the Ministry of Finance (FY2015)	142
(第26表)	財務省所管一般会計所属普通財産処分等実績(平成27年度)	
Table 27	Status of Transfers of Securities Paid in Lieu of Monetary Tax Payments, etc. and Their Current Value as of the End of the Fiscal Year (FY2015).....	144
(第27表)	物納等有価証券の異動状況及び年度末現在額(平成27年度)	
Table 28	Trend of Revenue from the Sale of Government Assets (Local Finance Bureau)	146
(第28表)	国有財産売却収入の推移(財務局分)	

Table 29	Trend of Revenue from the Sale of Government Assets	148
(第29表)	国有財産売却収入の推移)	
Table 30	Past Meetings Held by the Fiscal System Council (Government Asset Subcommittee).....	150
(第30表)	財政制度等審議会 (国有財産分科会)の開催状況)	
Table 31	Results of the Inspections Conducted in fiscal 2015 (Matters pointed out)	166
(第31表)	平成27年度監査結果 (指摘内容))	
Table 32	Current Status of Non-Administrative Assets under the Jurisdiction of Ministries and Agencies (Unused National Land)	168
(第32表)	各省各庁所管普通財産 (未利用国有地) の状況)	
Table 33	Current Conditions Regarding the Disclosure of Information on Government Assets.....	170
(第33表)	国有財産に関する情報提供の現状)	
Table 34	Trend of Unused National Land.....	174
(第34表)	未利用国有地の推移)	
Table 35	Results of Disposal, etc. of Unused National Land	176
(第35表)	未利用国有地の処分等結果)	
Table 36	The Sum of Each Item of Unused National Land Held by Government.....	178
(第36表)	未利用国有地の保有件数等の内訳)	
Table 37	Current Conditions of Acceptance of Property (Land) Transferred to the Government as in-kind Tax Payment	180
(第37表)	物納不動産 (土地) の引受状況の推移)	
Table 38	Bid Results for Unused National Land (General Account)	184
(第38表)	未利用国有地の入札実施状況 (一般会計))	
Table 39	Status of the Sell-off of Government Assets with Rights (Land).....	188
(第39表)	権利付財産の売却状況 (土地))	

Table 40	Measures Previously Taken to Diversify the Methods of Managed Disposal	192
(第40表)	これまでの管理処分手法の多様化等の取組み)	
Table 41	Number of Land Trusts Established.....	196
(第41表)	土地信託の実施件数)	
Table 42	Record of National Land Usage in the Field of Social Welfare.....	198
(第42表)	社会福祉分野での国有財産の活用実績)	
Table 43	The History and Structure of NTT Stock Held by the Government	200
(第43表)	N T T 株式の概況)	
Table 44	The History and Structure of JT Stock Held by the Government	202
(第44表)	JT株式の概況)	
Table 45	The History and Structure of JP Holdings Stock Held by the Government.....	204
(第45表)	日本郵政株式の概況)	
Table 46	The History and Structure of Japan Alcohol Corporation Stock Held by the Government.....	206
(第46表)	日本アルコール産業株式の概況)	

Table 1 Scope of Government Assets

(1) Government assets stipulated in Article 2 of the National Government Asset Act



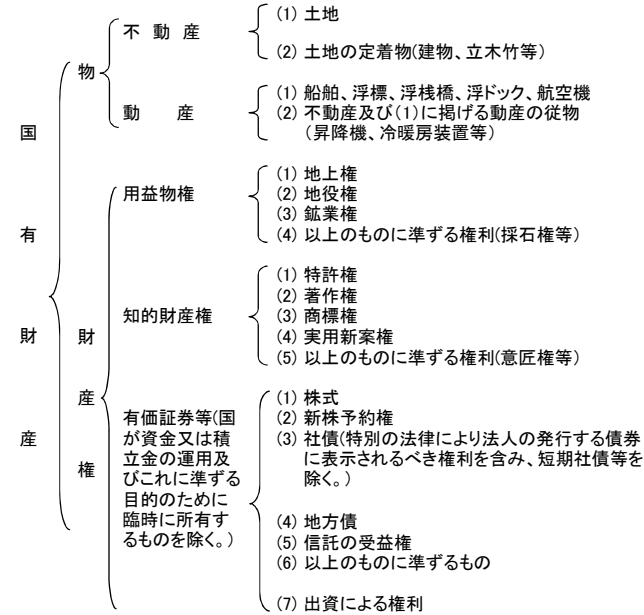
* (5) Trust beneficiary rights include real estate trust beneficiary rights established under Article 28-2 of the Government Asset Act.

(2) Government assets as defined under Article 4 of Supplementary Provisions of the National Government Asset Act

Machinery and important equipment formerly under the jurisdiction of the former Army, Navy and Supply Ministries

第1表 国有財産の範囲

(1) 国有財産法第2条に規定する国有財産



※ (5)信託の受益権には、国有財産法第28条の2の規定により行った不動産の信託の受益権が含まれる。

(2) 国有財産法附則第4条に規定する国有財産

旧陸軍省、海軍省及び軍需省の所管に属していた機械及び重要な器具

Table 2 Current Value of Government Assets by Category
as of the End of FY2015

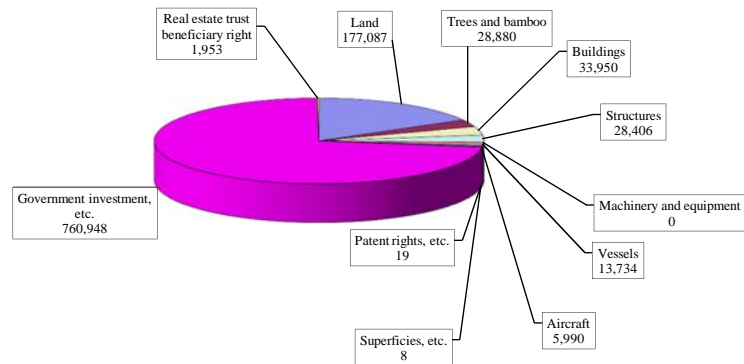
(As of March 31, 2016) (Unit: 100 million yen)

Category	Volume unit	Volume	Value
Land	thousand m ²	87,647,665	177,087
Trees and bamboo			28,880
Buildings	thousand m ² (total)	58,563	33,950
Structures			28,406
Machinery and equipment			0
Vessels	vessels	2,311	13,734
Aircraft	aircraft	1,702	5,990
Superficies, etc.	thousand m ²	2,862	8
Patent rights, etc.	thousand cases	1,698	19
Government investment, etc.			760,948
Real estate trust beneficiary rights	cases	3	1,953
Total			1,050,982

(Note) Public property is not included, such as roads, rivers and beach sites, except parks and open spaces.

Table 2 Reference

(Unit: 100 million yen)



第2表 平成27年度末国有財産区分別現在額

(平成28年3月31日現在) (単位 億円)

区分	数量 単位	数量	価格
土地	千平方メートル	87,647,665	177,087
立木竹			28,880
建物	延べ千平方メートル	58,563	33,950
工作物			28,406
機械器具			0
船舶	隻	2,311	13,734
航空機	機	1,702	5,990
地上権等	千平方メートル	2,862	8
特許権等	千件	1,698	19
政府出資等			760,948
不動産の信託の受益権	件	3	1,953
合計			1,050,982

(注) 公園・広場以外の、道路・河川・海浜地等の公共用財産は含まれていない。

第2表 参考

(単位 億円)

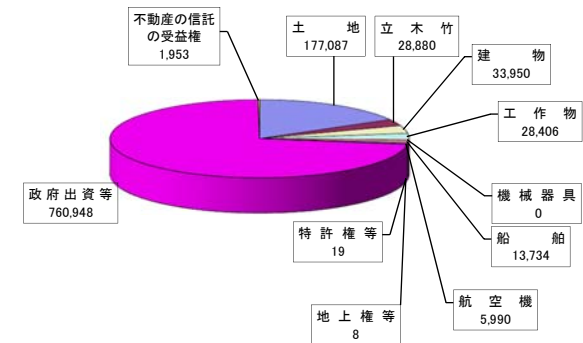


Table 3 Current Conditions of Administrative Assets (Land)

(As of March 31, 2016) (Unit: thousand m², 100 million yen, %)

Category	Volume	Component ratio	Value	Component ratio
Official property	1,177,587	1.4	105,325	82.4
Under the jurisdiction of the Ministry of Defense	998,743	1.2	39,467	30.9
Under the jurisdiction of the Ministry of Land, Infrastructure, Transport and Tourism	88,701	0.1	13,544	10.6
Public property	115,405	0.1	5,624	4.4
Imperial property	19,057	0.0	5,629	4.4
Forest management property	85,315,381	98.5	11,218	8.8
Total	86,627,432	100.0	127,798	100.0

第3表 行政財産（土地）の現況

(平成28年3月31日現在) (単位 千m², 億円, %)

種 類	数量	割合	価格	割合
公 用 財 産	1,177,587	1.4	105,325	82.4
うち 防衛省 所管	998,743	1.2	39,467	30.9
うち 国土交通省 所管	88,701	0.1	13,544	10.6
公 共 用 財 産	115,405	0.1	5,624	4.4
皇 室 用 財 産	19,057	0.0	5,629	4.4
森 林 経 営 用 財 産	85,315,381	98.5	11,218	8.8
合 計	86,627,432	100.0	127,798	100.0

Table 4 Current Conditions of Non-administrative Assets (Land)

(As of March 31, 2016)

(Unit: thousand m², 100 million yen, %)

Category	Volume	Component ratio	Value	Component ratio
Property belonging to General Account	1,017,604	99.7	47,344	96.1
Property provided to US armed forces	68,720	6.7	20,139	40.9
Property on lease to local governments, etc.	91,000	8.9	18,183	36.9
Market-value lease	15,979	1.6	4,193	8.5
Free lease	71,813	7.0	12,811	26.0
Discount lease	3,206	0.3	1,178	2.4
Unused national land	10,217	1.0	4,558	9.2
Others (Forest, wilderness, etc.)	847,666	83.1	4,462	9.1
Property belonging to Special Accounts	2,628	0.3	1,944	3.9
Total	1,020,233	100.0	49,288	100.0

第4表 普通財産（土地）の現況

(平成28年3月31日現在)

(単位 千m², 億円, %)

区 分	数量	割合	価格	割合
一 般 会 計 所 属 財 産	1,017,604	99.7	47,344	96.1
在日米軍への提供地	68,720	6.7	20,139	40.9
地方公共団体等への貸付地	91,000	8.9	18,183	36.9
時価貸付	15,979	1.6	4,193	8.5
無償貸付	71,813	7.0	12,811	26.0
減額貸付	3,206	0.3	1,178	2.4
未 利 用 国 有 地	10,217	1.0	4,558	9.2
そ の 他 (山 林 原 野 等)	847,666	83.1	4,462	9.1
特 別 会 計 所 属 財 産	2,628	0.3	1,944	3.9
合 計	1,020,233	100.0	49,288	100.0

Table 5 Current Value of Government Investment

(As of March 31, 2016)

(Unit : 100 million yen)

Government corporation	Number of corporations	Government asset register prices		
		General account	Special account	Total
Financial institutions	2	900	106	1,006
National institutes, etc.	8	12,466	14,588	27,054
Incorporated administrative agencies	93	267,571	39,962	307,534
National universities	86	69,294	-	69,294
Inter-University Research Institute Corporations	4	2,819	-	2,819
Special corporations, etc.	28	67,167	181,914	249,081
International organizations	11	46,600	52,430	99,031
Corporations in liquidation	4	89	-	89
Total	236	466,909	289,002	755,912

(Note) 1. It is standard procedure to conduct fiscal year-end evaluations of the stocks and subscription certificates of the corporations concerned, namely market price-based evaluations for those that have market prices or evaluations based on net assets or gross assets minus gross liabilities for those that do not have market prices (government asset register prices).

2. Financial institutions ... Okinawa Development Finance Corporation and Bank of Japan.
3. National institutes, etc. ... Deposit Insurance Corporation of Japan and seven others
4. Incorporated administrative agencies ... National Archives of Japan and 92 others
5. National universities ... Hokkaido university and 85 others
6. Inter-University Research Institute Corporations ... National Institutes for the Humanities and three others
7. Special companies ... Japan Tobacco Inc. and 27 other limited companies
8. International organizations ... International Monetary Fund and 10 others
9. Corporations in liquidation ... Nippon Steel Corporation, and other companies in liquidation; South Seas Development Corporation and other closed organization

第5表 政府出資現在額

(平成28年3月31日現在)

(単位 億円)

政府出資法人	法人数	国有財産台帳価格		
		一般会計	特別会計	合計
金融機関	2	900	106	1,006
事業団等	8	12,466	14,588	27,054
独立行政法人	93	267,571	39,962	307,534
国立大学法人	86	69,294	-	69,294
大学共同利用機関法人	4	2,819	-	2,819
特殊会社	28	67,167	181,914	249,081
国際機関	11	46,600	52,430	99,031
清算法人	4	89	-	89
合計	236	466,909	289,002	755,912

(注) 1. 市場価格のある株式及び出資証券は市場価格により、また、市場価格のないものは各法人の貸借対照表の総資産から総負債を差し引いた純資産額により、それぞれ年度末時点で評価したものである(国有財産台帳価格)。

2. 金融機関・・・沖縄振興開発金融公庫及び日本銀行。
3. 事業団等・・・預金保険機構外7事業団等。
4. 独立行政法人・・・国立公文書館外92法人。
5. 国立大学法人・・・北海道大学外85国立大学法人。
6. 大学共同利用機関法人・・・人間文化研究機構外3大学共同利用機関法人。
7. 特殊会社・・・日本たばこ産業株式会社外27会社。
8. 国際機関・・・国際通貨基金外10機関。
9. 清算法人・・・日本製鐵株式会社外1清算会社と南方開発金庫外1閉鎖機関。

Table 6 Current Value of Government Assets by Account, by Classification, and by Type (As of March 31, 2016)

Classification/Type	Land		Buildings		Others		Total	
	Volume	Value	Volume	Value	Value	of which	Value	Component ratio
(General account)	thousand m ²		thousand m ² (total)					
Administrative assets	86,554,041	117,569	45,625	27,864	60,831	Trees and bamboo	28,774	206,264 28.2
Official property	1,104,197	95,095	44,852	27,221	31,210	Vessels	13,676	153,528 21.0
Public property	115,405	5,624	567	546	823	Structures	722	6,995 1.0
Imperial property	19,057	5,629	205	95	95	Structures	85	5,821 0.8
Forest management property	85,315,381	11,218	-	-	28,701	Trees and bamboo	28,117	39,919 5.5
Non-administrative assets	1,017,604	47,344	9,871	4,285	472,362	Government investment, etc.	466,961	523,992 71.8
Total	87,571,646	164,913	55,496	32,149	533,194		730,257	100.0
(Special account)								
Administrative assets	73,390	10,229	2,210	1,619	12,736	Structures	12,587	24,586 7.7
Official property	73,390	10,229	2,210	1,619	12,736	Structures	12,587	24,586 7.7
Public property	-	-	-	-	-	-	-	- -
Imperial property	-	-	-	-	-	-	-	- -
Forest management property	-	-	-	-	-	-	-	- -
Non-administrative assets	2,628	1,944	856	180	294,013	Government investment, etc.	293,986	296,138 92.3
Total	76,019	12,174	3,067	1,800	306,749		320,724	100.0
(Total)								
Administrative assets	86,627,432	127,798	47,835	29,484	73,567	Trees and bamboo	28,816	230,850 22.0
Official property	1,177,587	105,325	47,062	28,841	43,946	Structures	23,606	178,114 16.9
Public property	115,405	5,624	567	546	823	Structures	722	6,995 0.7
Imperial property	19,057	5,629	205	95	95	Structures	85	5,821 0.6
Forest management property	85,315,381	11,218	-	-	28,701	Trees and bamboo	28,117	39,919 3.8
Non-administrative assets	1,020,233	49,288	10,727	4,466	766,375	Government investment, etc.	760,948	820,131 78.0
Total	87,647,665	177,087	58,563	33,950	839,943		1,050,982	100.0

(Note) 1. The ratios of total general account and total special account are 69.5% and 30.5% respectively.

2. "Others" refers to trees and bamboo, structures, machinery and equipment, vessels, aircraft, superficies, etc., patent rights, etc., government investment, etc. and real estate trust beneficiary rights.

Table 6 Current Value of Government Assets by Account, by Classification, and by Type (As of March 31, 2016)

分類・種類	土地		建物		その他		計	
	数量	価格	数量	価格	価格	うち	価格	割合
(一般会計)	千平方メートル		延べ千平方メートル					
行政財産	86,554,041	117,569	45,625	27,864	60,831	立木竹	28,774	206,264 28.2
公用財産	1,104,197	95,095	44,852	27,221	31,210	船舶	13,676	153,528 21.0
公共用財産	115,405	5,624	567	546	823	工作物	722	6,995 1.0
皇室用財産	19,057	5,629	205	95	95	工作物	85	5,821 0.8
森林経営用財産	85,315,381	11,218	-	-	28,701	立木竹	28,117	39,919 5.5
普通財産	1,017,604	47,344	9,871	4,285	472,362	政府出資等	466,961	523,992 71.8
計	87,571,646	164,913	55,496	32,149	533,194		730,257	100.0
(特別会計)								
行政財産	73,390	10,229	2,210	1,619	12,736	工作物	12,587	24,586 7.7
公用財産	73,390	10,229	2,210	1,619	12,736	工作物	12,587	24,586 7.7
公共用財産	-	-	-	-	-	-	-	- -
皇室用財産	-	-	-	-	-	-	-	- -
森林経営用財産	-	-	-	-	-	-	-	- -
普通財産	2,628	1,944	856	180	294,013	政府出資等	293,986	296,138 92.3
計	76,019	12,174	3,067	1,800	306,749		320,724	100.0
(合計)								
行政財産	86,627,432	127,798	47,835	29,484	73,567	立木竹	28,816	230,850 22.0
公用財産	1,177,587	105,325	47,062	28,841	43,946	工作物	23,606	178,114 16.9
公共用財産	115,405	5,624	567	546	823	工作物	722	6,995 0.7
皇室用財産	19,057	5,629	205	95	95	工作物	85	5,821 0.6
森林経営用財産	85,315,381	11,218	-	-	28,701	立木竹	28,117	39,919 3.8
普通財産	1,020,233	49,288	10,727	4,466	766,375	政府出資等	760,948	820,131 78.0
合計	87,647,665	177,087	58,563	33,950	839,943		1,050,982	100.0

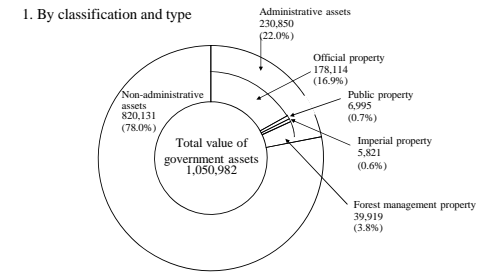
(注) 1. 一般会計合計額と特別会計合計額の割合は、一般会計69.5%、特別会計30.5%である。

2. 「その他」は、立木竹、工作物、機械器具、船舶、航空機、地上権等、特許権等、政府出資等及び不動産の信託の受益権である。

Table 6 (Reference) Current value of Government Assets by Classification and by Type (As of March 31, 2016)

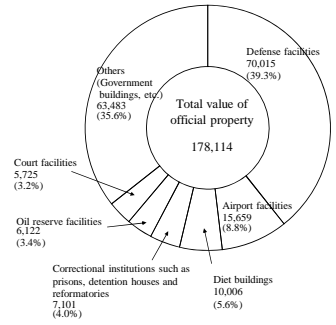
1. By classification and type

(Unit : 100 million yen)

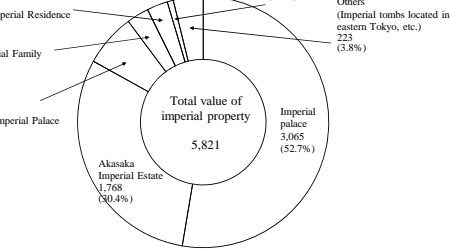


2. Administrative assets

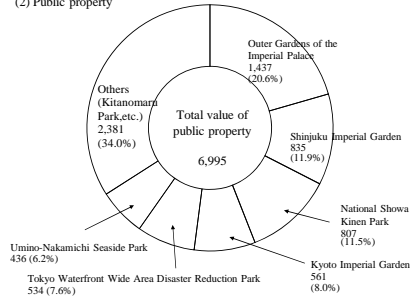
(1) Official property



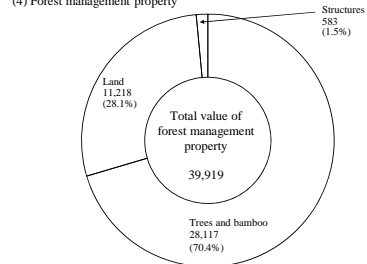
(3) Imperial property



(2) Public property

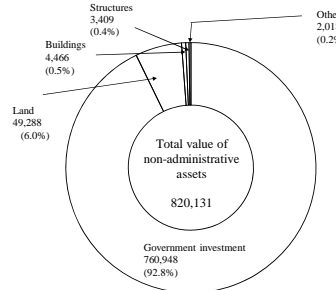


(4) Forest management property

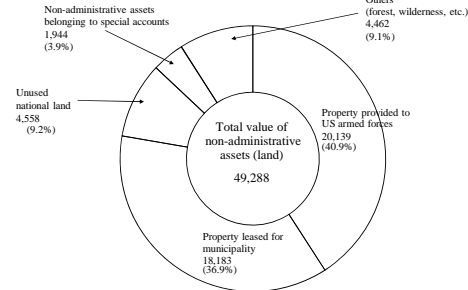


3. Non-administrative assets

(1) Total value

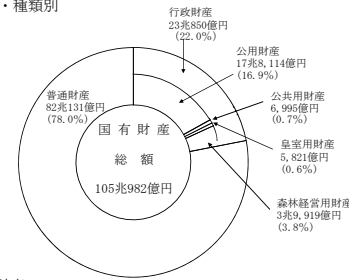


(2) Non-administrative assets (land)



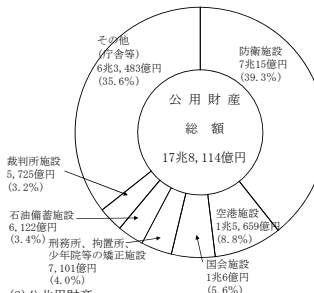
第6表 (参考) 国有財産分類別・種類別現在額 (平成28年3月31日現在)

1. 分類・種類別

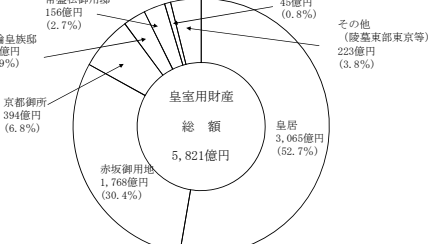


2. 行政財産

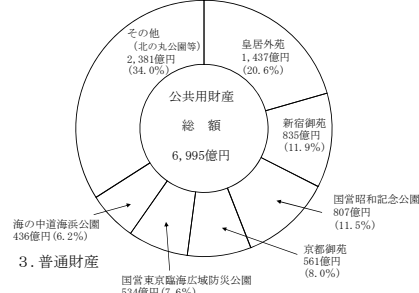
(1) 公用財産



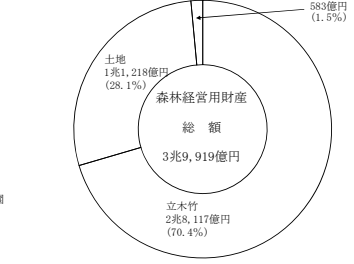
(3) 皇室用財産



(2) 公共用財産

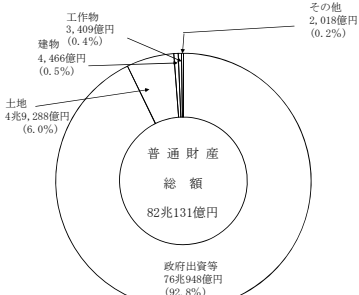


(4) 森林経営用財産

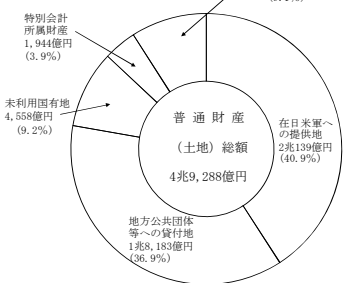


3. 普通財産

(1) 総額



(2) 普通財産 (土地)



**Table 7 Current Value of Government Assets
by Classification and by Category**

(As of March 31, 2016)

(Unit: 100 million yen, %)

Classification/Category	Value	Component ratio
Administrative Assets	230,850	22.0
Land	127,798	12.2
Trees and bamboo	28,816	2.7
Buildings	29,484	2.8
Structures	24,997	2.4
Vessels/Aircraft	19,725	1.9
Others	28	0.0
Non-administrative Assets	820,131	78.0
Land	49,288	4.7
Trees and bamboo	63	0.0
Buildings	4,466	0.4
Structures	3,409	0.3
Machinery and equipment	0	0.0
Vessels/Aircraft	0	0.0
Government investment, etc.	760,948	72.4
Others	1,953	0.2
Total	1,050,982	100.0

(Note) As the above data was compiled based on the calculation report on increases/decreases in government assets and their current values, it does not cover roads, rivers, etc.

第7表 国有財産分類別・区分別現在額

(平成28年3月31日現在)

(単位 億円, %)

分類・区分	価格	割合
行政財産	230,850	22.0
土地	127,798	12.2
立木竹	28,816	2.7
建物	29,484	2.8
工作物	24,997	2.4
船舶・航空機	19,725	1.9
その他	28	0.0
普通財産	820,131	78.0
土地	49,288	4.7
立木竹	63	0.0
建物	4,466	0.4
工作物	3,409	0.3
機械器具	0	0.0
船舶・航空機	0	0.0
政府出資等	760,948	72.4
その他	1,953	0.2
合計	1,050,982	100.0

(注) 上記は、国有財産増減及び現在額総計算書に基づき作成したものであり、道路、河川等は含まれていない。

Table 8 Current Value of Government Assets by Classification and by Jurisdiction (As of March 31, 2016)

(Unit: 100 million yen. %)

Classification/ Jurisdiction	Land		Buildings		Others			Total	
	Volume thousand m ²	Value	Volume thousand m ² (total)	Value	Value	of which	Value	Component ratio	
(Administrative assets)									
House of Representatives	360	6,073	599	681	226	Structures	222	6,981	3.0
House of Councillors	135	2,680	216	238	105	Structures	105	3,024	1.3
Supreme Court	2,221	3,791	1,952	1,551	382	Structures	373	5,725	2.5
Board of Audit	46	13	15	6	2	Structures	2	23	0.0
The Cabinet	326	253	60	68	46	Structures	45	567	0.2
Cabinet Office	23,718	12,224	2,085	1,831	1,156	Structures	928	15,211	6.6
Ministry of Internal Affairs and Communications	312	1,078	296	321	95	Structures	84	1,495	0.6
Ministry of Justice	38,608	7,760	6,321	3,881	1,200	Structures	1,174	12,842	5.6
Ministry of Foreign Affairs	1,081	2,171	608	941	675	Structures	672	3,789	1.6
Ministry of Finance	9,457	12,296	9,202	5,311	1,078	Structures	1,014	18,686	8.1
Ministry of Education, Culture, Sports, Science and Technology	4,839	2,305	260	350	61	Structures	60	2,717	1.2
Ministry of Health, Labour and Welfare	19,773	2,828	2,184	1,497	390	Structures	380	4,716	2.0
Ministry of Agriculture, Forestry and Fisheries	85,320,069	12,973	1,164	440	29,158	Trees and bamboo	60	42,572	18.4
Ministry of Economy, Trade and Industry	11,600	2,662	379	302	5,422	Structures	5,351	8,387	3.6
Ministry of Land, Infrastructure, Transport and Tourism	126,008	16,010	4,957	3,244	11,418	Structures	8,890	30,672	13.3
Ministry of the Environment	80,130	3,207	193	172	240	Structures	221	3,619	1.6
Ministry of Defense	998,743	39,467	17,337	8,643	21,904	Vessels	11,546	70,015	30.3
Total	86,627,432	127,798	47,835	29,484	73,567			230,850	100.0
(Non-administrative assets)									
House of Representatives	-	-	-	-	-	-	-	-	-
House of Councillors	-	-	-	-	-	-	-	-	-
Supreme Court	-	-	28	12	2	Structures	2	15	0.0
Board of Audit	-	-	-	-	-	-	-	-	-
The Cabinet	-	-	-	-	-	-	-	-	-
Cabinet Office	20	316	41	38	13	Structures	13	368	0.0
Ministry of Internal Affairs and Communications	12	0	2	0	0	Structures	0	0	0.0
Ministry of Justice	2	74	-	-	-	-	-	74	0.0
Ministry of Foreign Affairs	25	3	19	16	13	Structures	13	34	0.0
Ministry of Finance	788,076	47,279	7,220	2,559	704,338	Government investment, etc.	754,177	92,017	39.2
Ministry of Education, Culture, Sports, Science and Technology	253	1	22	28	2,657	Government investment, etc.	2,657	2,687	0.3
Ministry of Health, Labour and Welfare	471	72	81	24	33,532	Government investment, etc.	33,629	4.1	
Ministry of Agriculture, Forestry and Fisheries	228,669	1,119	85	14	337	Government investment, etc.	332	1,470	0.2
Ministry of Economy, Trade and Industry	16	6	9	6	15,765	Government investment, etc.	15,764	15,778	1.9
Ministry of Land, Infrastructure, Transport and Tourism	1,912	253	13	3	8,407	Government investment, etc.	8,403	8,664	1.1
Ministry of the Environment	0	0	12	11	31	Government investment, etc.	28	43	0.0
Ministry of Defense	771	159	3,188	1,752	1,274	Structures	1,253	3,187	0.4
Total	1,020,233	49,288	10,727	4,466	766,375			820,131	100.0
(Total)									
House of Representatives	360	6,073	599	681	226	Structures	222	6,981	0.7
House of Councillors	135	2,680	216	238	105	Structures	105	3,024	0.3
Supreme Court	2,221	3,791	1,980	1,564	384	Structures	375	5,740	0.5
Board of Audit	46	13	15	6	2	Structures	2	23	0.0
The Cabinet	326	253	60	68	46	Structures	45	567	0.0
Cabinet Office	23,739	12,540	2,126	1,869	1,169	Structures	941	15,579	1.5
Ministry of Internal Affairs and Communications	324	1,079	298	321	95	Structures	84	1,495	0.1
Ministry of Justice	38,610	7,835	6,321	3,881	1,200	Structures	1,174	12,917	1.2
Ministry of Foreign Affairs	1,106	2,175	627	958	689	Structures	686	3,823	0.4
Ministry of Finance	797,534	59,576	16,423	7,870	705,417	Government investment, etc.	702,230	772,864	73.5
Ministry of Education, Culture, Sports, Science and Technology	5,092	2,306	283	378	2,719	Government investment, etc.	2,657	5,404	0.5
Ministry of Health, Labour and Welfare	10,245	2,901	2,265	1,521	33,922	Government investment, etc.	33,530	38,345	3.6
Ministry of Agriculture, Forestry and Fisheries	85,548,738	14,092	1,250	454	29,496	Trees and bamboo	28,422	44,043	4.2
Ministry of Economy, Trade and Industry	11,617	2,669	389	308	21,188	Government investment, etc.	15,764	24,165	2.3
Ministry of Land, Infrastructure, Transport and Tourism	127,920	16,264	4,971	3,247	19,825	Structures	8,994	39,337	3.7
Ministry of the Environment	80,130	3,207	206	183	272	Structures	222	3,662	0.3
Ministry of Defense	999,514	39,626	20,526	10,396	23,179	Vessels	11,546	73,202	7.0
Total	87,647,665	177,087	58,563	33,950	839,943			1,050,982	100.0

(Note) "Others" refers to trees and bamboo, structures, machinery and equipment, vessels, aircraft, superficies, etc., patent rights, etc., government investment, etc. and real estate trust beneficiary rights

第8表 国有財産分類別・所管別現在額(平成28年3月31日現在)

(単位 億円, %)

分類・所管	土地		建物		その他		計	
	数量	価格	数量	価格	価格	うち	価格	割合
(行政財産)	千平方メートル		延べ千平方メートル					
衆議院	360	6,073	599	681	226	工作物	222	6,981
参議院	135	2,680	216	238	105	工作物	103	3,024
最高裁判所	2,221	3,791	1,952	1,551	382	工作物	373	5,725
内閣府	46	13	15	6	2	工作物	2	23
関係府省庁	326	253	60	68	46	工作物	45	567
内閣府	23,718	12,224	2,085	1,831	1,156	工作物	928	15,211
法務省	312	1,078	296	321	95	工作物	84	1,495
外務省	38,608	7,760	6,321	3,881	1,200	工作物	1,174	12,842
財務省	1,081	2,171	608	941	675	工作物	672	3,789
文部科学省	9,457	12,296	9,202	5,311	1,078	工作物	1,014	18,686
厚生労働省	4,839	2,305	260	350	61	工作物	60	2,717
経済産業省	9,773	2,828	2,184	1,497	390	工作物	380	4,716
国土交通省	85,320,069	12,973	1,164	440	29,158	立木竹	28,419	42,572
環境省	11,600	2,662	379	302	5,422	工作物	5,351	8,387
国防省	126,008	16,010	4,957	3,244	11,418	工作物	8,890	30,672
計	80,129	3,207	193	172	240	工作物	221	3,619
	998,743	39,467	17,337	8,643	21,904	船舶	11,546	70,015
	86,627,432	127,798	47,835	29,484	73,567			230,850
(普通財産)								
衆議院	-	-	-	-	-	-	-	-
参議院	-	-	-	-	-	-	-	-
最高裁判所	-	-	28	12	2	工作物	2	15
内閣府	-	-	-	-	-	-	-	-
関係府省庁	20	316	41	38	13	工作物	13	368
内閣府	12	0	2	0	0	工作物	0	0
法務省	2	74	-	-	-	-	-	74
外務省	25	3	19	16	13	工作物	13	34
財務省	788,076	47,279	7,220	2,559	704,338	政府出資等	700,230	754,177
文部科学省	253	1	22	28	2,657	政府出資等	2,657	2,687
厚生労働省	471	72	81	24	33,532	政府出資等	33,629	33,629
経済産業省	228,669	1,119	85	14	337	政府出資等	332	1,470
国土交通省	16	6	9	6	15,765	政府出資等	15,764	15,778
環境省	1,912	253	13	3	8,407	政府出資等	8,403	8,664
国防省	771	159	3,188	1,752	1,274	工作物	1,253	3,187
計	1,020,233	49,288	10,727	4,466	766,375			820,131
(合計)								
衆議院	360	6,073	599	681	226	工作物	222	6,981
参議院	135	2,680	216	238	105	工作物	103	3,024
最高裁判所	2,221	3,791	1,980	1,564	384	工作物	375	5,740
内閣府	46	13	15	6	2	工作物	2	23
関係府省庁	326	253	60	68	46	工作物	45	567
内閣府	23,739	12,540	2,126	1,869	1,169	工作物	941	15,579
法務省	324	1,079	298	321	95	工作物	84	1,495
外務省	38,610	7,835	6,321	3,881	1,200	工作物	1,174	12,917
財務省	1,106	2,175	627	958	689	工作物	686	3,823
文部科学省	797,534	59,576	16,423	7,870	705,417	政府出資等	700,230	772,864
厚生労働省	5,092	2,306	283	378	2,719	政府出資等	2,657	5,404
経済産業省	10,245	2,901	2,265	1,521	33,922	政府出資等	33,530	38,345
国土交通省	85,548,738	14,092	1,250	454	29,496	立木竹	28,422	44,043
環境省	11,617	2,669	389	308	21,188	政府出資等	15,764	24,165
国防省	127,920	16,264	4,971	3,247	19,825	工作物	8,894	39,337
計	80,130	3,207	206	183	272	工作物	222	3,662
	999,514	39,626	20,526	10,396	23,179	船舶	11,546	73,202
	87,647,665	177,087	58,563	33,950	839,943			1,050,982

(注) 「その他」は、立木竹、工作物、機械器具、船舶、航空機、地上権等、特許権等、政府出資等及び不動産の信託の受益権である。

Table 9 Changes in the Value of Government Assets by Category (FY2015)

(Unit: 100 million yen, %)

Category	Volume unit	Increase			Decrease			Balance				
		Volume	Value	Component ratio	Volume	Value	Component ratio	Volume	Value			
Land	thousand m ²	11,231	8,085	8.9	14,936	8,220	6.1	Δ	3,705	Δ	134	
Trees and bamboo	Tree	thousand pieces	122	14	(0.0)	150	38	(0.0)	Δ	28	Δ	24
	Trees	thousand m ³	34,302	5,798	(6.4)	11,468	3,588	(2.6)		22,833		2,209
	Bamboo	thousand bundle	1	0	(0.0)	12	0	(0.0)	Δ	10	Δ	0
	Total			5,813	6.4		3,628	2.7				2,184
Buildings	Building area	thousand m ²	1,045	2,560	2.8	1,039	2,665	2.0		5	Δ	104
	Total area	thousand m ²		2,820		2,781				39		
Structures			2,794	3.1		4,165	3.1		Δ		1,371	
Machinery and equipment			0	0.0		0	0.0				-	
Vessels	Steam Ship	vessels	85	663	(0.7)	96	617	(0.5)	Δ	11		46
	Shipping	thousand ton	35			31				3		
		vessels	22	770	(0.9)	18	1,625	(1.2)		4	Δ	854
	Humble Ship	thousand ton	10			17			Δ	7		
		vessels	69	6	(0.0)	63	6	(0.0)		6		0
Total	vessels	176	1,441	1.6	177	2,249	1.7	Δ	1	Δ	807	
Aircraft	aircraft	71	2,325	2.6	84	2,551	1.9	Δ	13	Δ	226	
Superficies, etc.	thousand m ²	124	1	0.0	88	1	0.0		35	Δ	0	
Patent rights, etc.	thousand cases	40	3	0.0	1	5	0.0		39	Δ	1	
Government investment, etc.			65,605	72.5		112,266	82.7		Δ		46,660	
Real estate trust beneficiary rights	cases	2	1,803	2.0	-	-	-		2		1,803	
Total			90,435	100.0		135,754	100.0		Δ		45,318	

第9表 国有財産区分別増減額(平成27年度)

(単位: 億円, %)

区分	数量 単位	増			減			差引				
		数量	価格	割合	数量	価格	割合	数量	価格			
土地	千平方メートル	11,231	8,085	8.9	14,936	8,220	6.1	Δ	3,705	Δ	134	
立木竹	樹木	千本	122	14	(0.0)	150	38	(0.0)	Δ	28	Δ	24
	立木	千立方メートル	34,302	5,798	(6.4)	11,468	3,588	(2.6)		22,833		2,209
	竹	千束	1	0	(0.0)	12	0	(0.0)	Δ	10	Δ	0
計			5,813	6.4		3,628	2.7				2,184	
建物	建面積	千平方メートル	1,045	2,560	2.8	1,039	2,665	2.0		5	Δ	104
	延べ面積	千平方メートル		2,820		2,781				39		
工作物			2,794	3.1		4,165	3.1		Δ		1,371	
機械器具			0	0.0		0	0.0				-	
船舶	汽船	隻	85	663	(0.7)	96	617	(0.5)	Δ	11		46
	艦船	千トン	35			31				3		
		隻	22	770	(0.9)	18	1,625	(1.2)		4	Δ	854
	雑船	千トン	10			17			Δ	7		
		隻	69	6	(0.0)	63	6	(0.0)		6		0
計	隻	176	1,441	1.6	177	2,249	1.7	Δ	1	Δ	807	
航空機	機	71	2,325	2.6	84	2,551	1.9	Δ	13	Δ	226	
地上権等	千平方メートル	124	1	0.0	88	1	0.0		35	Δ	0	
特許権等	千件	40	3	0.0	1	5	0.0		39	Δ	1	
政府出資等			65,605	72.5		112,266	82.7		Δ		46,660	
不動産の信託の受益権	件	2	1,803	2.0	-	-	-		2		1,803	
合計			90,435	100.0		135,754	100.0		Δ		45,318	

Table 10 Changes in the Value of Government Assets by Category (FY2015)

(Excepting changes by price revision)

(Unit: 100 million yen, %)

Category	Volume unit	Increase			Decrease			Balance	
		Volume	Value	Component ratio	Volume	Value	Component ratio	Volume	Value
Land	thousand m ²	11,231	4,086	8.9	14,936	6,585	14.4	△ 3,705	△ 2,499
Trees and bamboo	Tree	thousand pieces	122	14 (0.0)	150	13 (0.0)	△	28	1
	Trees	thousand m ²	34,302	1,940 (4.2)	11,468	1,013 (2.2)		22,833	926
	Bamboo	thousand bundle	1	0 (0.0)	12	0 (0.0)	△	10	0
	Total		1,955	4.2	1,027	2.3			927
Buildings	Building area	thousand m ²	1,045	2,560 5.6	1,039	1,125 2.5		5	1,435
	Total area	thousand m ²	2,820		2,781			39	
Structures			2,794 6.1		812 1.8			1,982	
Machinery and equipment			0 0.0		0 0.0			-	
Vessels	Steam Ship	vessels	85	663 (1.4)	96	318 (0.7)	△	11	345
	Shipping	thousand ton	35		31			3	
		vessels	22	770 (1.7)	18	55 (0.1)		4	715
	Humble Ship	thousand ton	10		17		△	7	
	Total	vessels	69	6 (0.0)	63	2 (0.0)		6	4
Aircraft	aircraft	71	2,325 5.0	84	466 1.0	△	13	1,859	
Superficies, etc.	thousand m ²	124	1 0.0	88	1 0.0		35	0	
Patent rights, etc.	thousand cases	40	2 0.0	1	1 0.0		39	0	
Government investment, etc.			29,168 63.2		35,251 77.2		△	6,083	
Real estate trust beneficiary rights	cases	2	1,797 3.9	-	-		2	1,797	
Total			46,133 100.0		45,648 100.0			484	

第 10 表 国 有 財 産 区 分 別 増 減 額 (平 成 27 年 度)

(価 格 改 定 に よ る 増 減 額 を 除 いた も の)

(単 位 億 円 , %)

区 分	数 量 単 位	増			減			差 引			
		数 量	価 格	割 合	数 量	価 格	割 合	数 量	価 格		
土 地	千平方メートル	11,231	4,086	8.9	14,936	6,585	14.4	△	3,705	△	2,499
	樹 木										
	千本	122	14 (0.0)		150	13 (0.0)	△	28	1		
	立 木	千立方メートル	34,302	1,940 (4.2)	11,468	1,013 (2.2)		22,833	926		
立 木 竹	竹	千束	1	0 (0.0)	12	0 (0.0)	△	10	0		
	計		1,955 4.2		1,027 2.3			927			
	建 物	建面積	千平方メートル	1,045	2,560 5.6	1,039	1,125 2.5		5	1,435	
		延べ面積	千平方メートル	2,820		2,781			39		
工 作 物			2,794 6.1		812 1.8			1,982			
機 械 器 具			0 0.0		0 0.0			-			
船 船	汽 船	隻	85	663 (1.4)	96	318 (0.7)	△	11	345		
	艦 船	千トン	35		31			3			
		隻	22	770 (1.7)	18	55 (0.1)		4	715		
	雑 船	千トン	10		17		△	7			
	計	隻	69	6 (0.0)	63	2 (0.0)		6	4		
航 空 機	機	71	2,325 5.0	84	466 1.0	△	13	1,859			
地 上 権 等	千平方メートル	124	1 0.0	88	1 0.0		35	0			
特 許 権 等	千件	40	2 0.0	1	1 0.0		39	0			
政 府 出 資 等			29,168 63.2		35,251 77.2		△	6,083			
不 動 産 の 信 託 の 受 益 権	件	2	1,797 3.9	-	-		2	1,797			
合 計			46,133 100.0		45,648 100.0			484			

Table 11 Changes in the Value of Government Assets by Category (FY2015)
(Changes by price revision)

(Unit: 100 million yen, %)

Category	Increase		Decrease		Balance
	Value	Component ratio	Value	Component ratio	Value
Land	3,999	9.0	1,635	1.8	2,364
Trees and bamboo	Tree	0 (0.0)	25 (0.0)		△ 25
	Trees	3,858 (8.7)	2,574 (2.9)		1,283
	Bamboo	- (-)	0 (0.0)		△ 0
	Total	3,858	8.7	2,600	2.9
Buildings	0	0.0	1,539	1.7	△ 1,539
Structures	0	0.0	3,353	3.7	△ 3,353
Machinery and equipment	-	-	-	-	-
Vessels	Steam Ship	- (-)	299 (0.3)		△ 299
	Shipping	- (-)	1,570 (1.7)		△ 1,570
	Humble Ship	- (-)	3 (0.0)		△ 3
	Total	-	-	1,873	2.1
Aircraft	-	-	2,085	2.3	△ 2,085
Superficies, etc.	0	0.0	0	0.0	△ 0
Patent rights, etc.	1	0.0	3	0.0	△ 2
Government investment, etc.	36,437	82.2	77,014	85.5	△ 40,577
Real estate trust beneficiary rights	6	0.0	-	-	6
Total	44,302	100.0	90,105	100.0	△ 45,803

第11表 国有財産区分別増減額(平成27年度)
(価格改定によるもの)

(単位 億円, %)

区分	増		減		差引
	価格	割合	価格	割合	価格
土地	3,999	9.0	1,635	1.8	2,364
立木竹	樹木	0 (0.0)	25 (0.0)		△ 25
	立木	3,858 (8.7)	2,574 (2.9)		1,283
	竹	- (-)	0 (0.0)		△ 0
	計	3,858	8.7	2,600	2.9
建物	0	0.0	1,539	1.7	△ 1,539
工作物	0	0.0	3,353	3.7	△ 3,353
機械器具	-	-	-	-	-
船舶	汽船	- (-)	299 (0.3)		△ 299
	艦船	- (-)	1,570 (1.7)		△ 1,570
	雑船	- (-)	3 (0.0)		△ 3
	計	-	-	1,873	2.1
航空機	-	-	2,085	2.3	△ 2,085
地上権等	0	0.0	0	0.0	△ 0
特許権等	1	0.0	3	0.0	△ 2
政府出資等	36,437	82.2	77,014	85.5	△ 40,577
不動産の信託の受益権	6	0.0	-	-	6
合計	44,302	100.0	90,105	100.0	△ 45,803

Table 12 Changes in the Value of Government Assets by Account (FY2015)

(Unit : 100 million yen, %)

Account	Land		Buildings		Others		Total	
	Volume	Value	Volume	Value	Value	Of which	Value	Component ratio
(Increase)	thousand m ²		thousand m ² (total)					
General Account	10,234	6,284	2,049	2,097	30,212	Government investment, etc.	16,673	38,594
Special Account	996	1,801	770	462	49,576	Government investment, etc.	48,931	51,840
Total	11,231	8,085	2,820	2,560	79,789		90,435	100.0
(Decrease)								
General Account	14,425	7,144	2,323	2,184	48,373	Government investment, etc.	37,248	57,702
Special Account	510	1,076	457	480	76,495	Government investment, etc.	75,017	78,052
Total	14,936	8,220	2,781	2,665	124,868		135,754	100.0
(Balance in Value)								
General Account	△ 4,190	△ 859	△ 273	△ 86	△ 18,160	Government investment, etc.	△ 20,574	△ 19,107
Special Account	485	724	312	△ 17	△ 26,918	Government investment, etc.	△ 26,086	△ 26,211
Total	△ 3,705	△ 134	39	△ 104	△ 45,079		△ 45,318	

(Note) *Others* refers to trees and bamboo, structures, machinery and equipment, vessels, aircraft, superficies, etc., patent rights, etc., government investment, etc., and real estate trust beneficiary rights.

第12表 国有財産会計別増減額(平成27年度)

(単位: 億円, %))

会計別	土地		建物		その他		計	
	数量	価格	数量	価格	価格	うち	価格	割合
(増加額)	千平方メートル		延べ千平方メートル					
一般会計	10,234	6,284	2,049	2,097	30,212	政府出資等	16,673	38,594
特別会計	996	1,801	770	462	49,576	政府出資等	48,931	51,840
合計	11,231	8,085	2,820	2,560	79,789		90,435	100.0
(減少額)								
一般会計	14,425	7,144	2,323	2,184	48,373	政府出資等	37,248	57,702
特別会計	510	1,076	457	480	76,495	政府出資等	75,017	78,052
合計	14,936	8,220	2,781	2,665	124,868		135,754	100.0
(差引額)								
一般会計	△ 4,190	△ 859	△ 273	△ 86	△ 18,160	政府出資等	△ 20,574	△ 19,107
特別会計	485	724	312	△ 17	△ 26,918	政府出資等	△ 26,086	△ 26,211
合計	△ 3,705	△ 134	39	△ 104	△ 45,079		△ 45,318	

(注) 「その他」は、立木竹、工作物、機械器具、船舶、航空機、地上権等、特許権等、政府出資等及び不動産の信託の受益権である。

Table 13 Changes in the Value of Government Assets by Account (FY2015)
(Excepting changes by price revision)

(Unit : 100 million yen, %)

Account	Land		Buildings		Others		Total		
	Volume	Value	Volume	Value	Value	Of which	Value	Component ratio	
(Increase)	thousand m ²		thousand m ² (total)						
General Account	10,234	2,603	2,049	2,097	12,557	Government investment, etc.	2,884	17,259	37.4
Special Account	996	1,482	770	462	26,928	Government investment, etc.	26,283	28,873	62.6
Total	11,231	4,086	2,820	2,560	39,486			46,133	100.0
(Decrease)									
General Account	14,425	5,599	2,323	736	4,981	Government investment, etc.	2,578	11,316	24.8
Special Account	510	986	457	388	32,956	Government investment, etc.	32,673	34,331	75.2
Total	14,936	6,585	2,781	1,125	37,937			45,648	100.0
(Balance in Value)									
General Account	Δ 4,190	Δ 2,995	Δ 273	1,361	7,576	Aircraft	1,808	5,943	
Special Account	485	496	312	73	Δ 6,028	Government investment, etc.	Δ 6,389	Δ 5,458	
Total	Δ 3,705	Δ 2,499	39	1,435	1,548			484	

(Note) "Others" refers to trees and bamboo, structures, machinery and equipment, vessels, aircraft, superficies, etc., patent rights, etc., government investment, etc., and real estate trust beneficiary rights.

第13表 国有財産会計別増減額(平成27年度)
(価格改定による増減額を除いたもの)

(単位: 億円, %)

会計別	土地		建物		その他		計		
	数量	価格	数量	価格	価格	うち	価格	割合	
(増加額)	千平方メートル		延べ千平方メートル						
一般会計	10,234	2,603	2,049	2,097	12,557	政府出資等	2,884	17,259	37.4
特別会計	996	1,482	770	462	26,928	政府出資等	26,283	28,873	62.6
合計	11,231	4,086	2,820	2,560	39,486			46,133	100.0
(減少額)									
一般会計	14,425	5,599	2,323	736	4,981	政府出資等	2,578	11,316	24.8
特別会計	510	986	457	388	32,956	政府出資等	32,673	34,331	75.2
合計	14,936	6,585	2,781	1,125	37,937			45,648	100.0
(差引額)									
一般会計	Δ 4,190	Δ 2,995	Δ 273	1,361	7,576	航空機	1,808	5,943	
特別会計	485	496	312	73	Δ 6,028	政府出資等	Δ 6,389	Δ 5,458	
合計	Δ 3,705	Δ 2,499	39	1,435	1,548			484	

(注) 「その他」は、立木竹、工作物、機械器具、船舶、航空機、地上権等、特許権等、政府出資等及び不動産の信託の受益権である。

Table 14 Changes in the Value of Government Assets by Classification and by Type (FY2015)

(Unit: 100 million yen, %)

Classification/Type	Land		Buildings		Others		Total	
	Volume	Value	Volume	Value	Value	Of which	Value	Component ratio
(Increase)	thousand m ²		thousand m ² (total)					
Administrative assets	3,268	4,262	648	1,197	11,274	Trees and bamboo 5,803	16,733	18.5
Official property	2,797	3,619	642	1,173	5,276	Aircraft 2,323	10,069	11.1
Public property	54	359	5	21	78	Structures 77	458	0.5
Imperial property	0	274	1	2	11	Structures 11	288	0.3
Forest management property	416	8	-	-	5,908	Trees and bamboo 5,796	5,916	6.5
Non-administrative assets	7,962	3,823	2,171	1,363	68,514	Government investment, etc. 65,605	73,701	81.5
Total	11,231	8,085	2,820	2,560	79,789		90,435	100.0
(Decrease)								
Administrative assets	6,436	3,811	1,913	1,845	11,600	Trees and bamboo 3,623	17,257	12.7
Official property	3,282	3,605	1,911	1,805	7,754	Structures 2,918	13,165	9.7
Public property	-	10	0	33	102	Structures 97	146	0.1
Imperial property	1	0	0	6	11	Structures 11	18	0.0
Forest management property	3,152	194	-	-	3,732	Trees and bamboo 3,581	3,926	2.9
Non-administrative assets	8,500	4,409	868	819	113,267	Government investment, etc. 112,266	118,496	87.3
Total	14,936	8,220	2,781	2,665	124,868		135,754	100.0
(Balance in Value)								
Administrative assets	Δ 3,167	451	Δ 1,264	Δ 648	Δ 326	Trees and bamboo 2,179	Δ 523	
Official property	Δ 484	14	Δ 1,269	Δ 631	Δ 2,478	Structures Δ 1,418	Δ 3,096	
Public property	54	348	4	Δ 12	Δ 23	Structures Δ 20	312	
Imperial property	Δ 1	273	0	Δ 3	Δ 0	Trees and bamboo Δ 0	269	
Forest management property	Δ 2,736	Δ 185	-	-	2,175	Trees and bamboo 2,214	1,990	
Non-administrative assets	Δ 537	Δ 586	1,303	543	Δ 44,752	Government investment, etc. Δ 46,660	Δ 44,794	
Total	Δ 3,705	Δ 134	39	Δ 104	Δ 45,079		Δ 45,318	

(Note) "Others" refers to trees and bamboo, structures, machinery and equipment, vessels, aircraft, superficies, etc., patent rights, etc., government investment, etc., and real estate trust beneficiary rights.

第14表 国有財産分類別・種類別増減額 (平成27年度)

(単位 億円, %)

分類・種類	土地		建物		その他		計	
	数量	価格	数量	価格	価格	うち	価格	割合
(増加額)	千平方メートル		延べ千平方メートル					
行政財産	3,268	4,262	648	1,197	11,274	立木竹 5,803	16,733	18.5
公用財産	2,797	3,619	642	1,173	5,276	航空機 2,323	10,069	11.1
公共用財産	54	359	5	21	78	工作物 77	458	0.5
皇室用財産	0	274	1	2	11	工作物 11	288	0.3
森林経営用財産	416	8	-	-	5,908	立木竹 5,796	5,916	6.5
普通財産	7,962	3,823	2,171	1,363	68,514	政府出資等 65,605	73,701	81.5
合計	11,231	8,085	2,820	2,560	79,789		90,435	100.0
(減少額)								
行政財産	6,436	3,811	1,913	1,845	11,600	立木竹 3,623	17,257	12.7
公用財産	3,282	3,605	1,911	1,805	7,754	工作物 2,918	13,165	9.7
公共用財産	-	10	0	33	102	工作物 97	146	0.1
皇室用財産	1	0	0	6	11	工作物 11	18	0.0
森林経営用財産	3,152	194	-	-	3,732	立木竹 3,581	3,926	2.9
普通財産	8,500	4,409	868	819	113,267	政府出資等 112,266	118,496	87.3
合計	14,936	8,220	2,781	2,665	124,868		135,754	100.0
(差引額)								
行政財産	Δ 3,167	451	Δ 1,264	Δ 648	Δ 326	立木竹 2,179	Δ 523	
公用財産	Δ 484	14	Δ 1,269	Δ 631	Δ 2,478	工作物 Δ 1,418	Δ 3,096	
公共用財産	54	348	4	Δ 12	Δ 23	工作物 Δ 20	312	
皇室用財産	Δ 1	273	0	Δ 3	Δ 0	立木竹 Δ 0	269	
森林経営用財産	Δ 2,736	Δ 185	-	-	2,175	立木竹 2,214	1,990	
普通財産	Δ 537	Δ 586	1,303	543	Δ 44,752	政府出資等 Δ 46,660	Δ 44,794	
合計	Δ 3,705	Δ 134	39	Δ 104	Δ 45,079		Δ 45,318	

(注) 「その他」は、立木竹、工作物、機械器具、船舶、航空機、地上権等、特許権等、政府出資等及び不動産の信託の受益権である。

Table 15 Changes in the Value of Government Assets by Classification and by Type (FY2015)
(Excepting changes by price revision)

(Unit: 100 million yen, %)

Classification/Type	Land		Buildings		Others		Total	
	Volume	Value	Volume	Value	Value	Of which	Value	Component ratio
(Increase)	thousand m ²		thousand m ² (total)					
Administrative assets	3,268	995	648	1,197	7,414	Aircraft	2,323	9,607
Official property	2,797	790	642	1,173	5,275	Aircraft	2,323	7,238
Public property	54	205	5	21	78	Structures	77	304
Imperial property	0	0	1	2	11	Structures	11	14
Forest management property	416	0	-	-	2,049	Trees and bamboo	1,937	2,049
Non-administrative assets	7,962	3,090	2,171	1,363	32,071	Government investment, etc.	29,168	36,525
Total	11,231	4,086	2,820	2,560	39,486			46,133
(Decrease)								
Administrative assets	6,436	2,693	1,913	502	2,084	Trees and bamboo	1,025	5,280
Official property	3,282	2,692	1,911	501	1,070	Aircraft	466	4,263
Public property	-	-	0	1	1	Structures	1	3
Imperial property	1	0	0	0	0	Structures	0	0
Forest management property	3,152	0	-	-	1,012	Trees and bamboo	1,012	1,013
Non-administrative assets	8,500	3,891	868	622	35,853	Government investment, etc.	35,251	40,367
Total	14,936	6,585	2,781	1,125	37,937			45,648
(Balance in Value)								
Administrative assets	Δ 3,167	Δ 1,697	Δ 1,264	694	5,330	Aircraft	1,857	4,326
Official property	Δ 484	Δ 1,902	Δ 1,269	671	4,205	Aircraft	1,857	2,974
Public property	54	205	4	19	76	Structures	76	301
Imperial property	Δ 1	Δ 0	0	2	11	Structures	11	14
Forest management property	Δ 2,736	Δ 0	-	-	1,007	Trees and bamboo	925	1,036
Non-administrative assets	Δ 537	Δ 801	1,303	741	Δ 3,782	Government investment, etc.	Δ 3,841	Δ 3,841
Total	Δ 3,705	Δ 2,499	39	1,435	1,548			484

(Note) "Others" refers to trees and bamboo, structures, machinery and equipment, vessels, aircraft, superficies, etc., patent rights, etc., government investment, etc., and real estate trust beneficiary rights.

第15表 国有財産分類別・種類別増減額（平成27年度）
(価格改定による増減額を除いたもの)

(単位 億円, %)

分類・種類	土地		建物		その他		計	
	数量	価格	数量	価格	価格	うち	価格	割合
(増加額)	千平方メートル		延べ千平方メートル					
行政財産	3,268	995	648	1,197	7,414	航空機	2,323	9,607
公用財産	2,797	790	642	1,173	5,275	航空機	2,323	7,238
公共用財産	54	205	5	21	78	工作物	77	304
皇室用財産	0	0	1	2	11	工作物	11	14
森林経営用財産	416	0	-	-	2,049	立木竹	1,937	2,049
普通財産	7,962	3,090	2,171	1,363	32,071	政府出資等	29,168	36,525
合計	11,231	4,086	2,820	2,560	39,486			46,133
(減少額)								
行政財産	6,436	2,693	1,913	502	2,084	立木竹	1,025	5,280
公用財産	3,282	2,692	1,911	501	1,070	航空機	466	4,263
公共用財産	-	-	0	1	1	工作物	1	3
皇室用財産	1	0	0	0	0	工作物	0	0
森林経営用財産	3,152	0	-	-	1,012	立木竹	1,012	1,013
普通財産	8,500	3,891	868	622	35,853	政府出資等	35,251	40,367
合計	14,936	6,585	2,781	1,125	37,937			45,648
(差引額)								
行政財産	Δ 3,167	Δ 1,697	Δ 1,264	694	5,330	航空機	1,857	4,326
公用財産	Δ 484	Δ 1,902	Δ 1,269	671	4,205	航空機	1,857	2,974
公共用財産	54	205	4	19	76	工作物	76	301
皇室用財産	Δ 1	Δ 0	0	2	11	工作物	11	14
森林経営用財産	Δ 2,736	Δ 0	-	-	1,007	立木竹	925	1,036
普通財産	Δ 537	Δ 801	1,303	741	Δ 3,782	政府出資等	Δ 3,841	Δ 3,841
合計	Δ 3,705	Δ 2,499	39	1,435	1,548			484

(注) 「その他」は、立木竹、工作物、機械器具、船舶、航空機、地上権等、特許権等、政府出資等及び不動産の信託の受益権である。

Table 16 Changes in the Value of Government Assets by Jurisdiction (FY2015)

(Unit: 100 million yen, %)

By Jurisdiction	Land		Buildings		Others		Total	
	Volume	Value	Volume	Value	Value	Of which	Value	Component ratio
(Increase)	thousand m ²		thousand m ² (total)					
House of Representatives	-	255	6	22	18	Structures	18	296
House of Councillors	-	113	-	0	1	Structures	1	114
Supreme Court	14	159	13	45	25	Structures	25	230
Board of Audit	-	-	-	0	0	Trees and bamboo	0	0
The Cabinet	4	10	0	0	2	Structures	2	13
Cabinet Office	38	1,296	102	128	180	Structures	115	1,605
Ministry of Internal Affairs and Communications	1	38	2	6	6	Structures	6	51
Ministry of Justice	88	207	66	105	104	Structures	104	417
Ministry of Foreign Affairs	8	86	18	29	30	Structures	30	146
Ministry of Finance	6,123	3,856	2,029	1,103	62,568	Government investment, etc.	59,966	67,528
Ministry of Education, Culture, Sports, Science and Technology	26	144	11	2	4	Structures	4	151
Ministry of Health, Labour and Welfare	43	77	23	23	4,355	Government investment, etc.	4,325	4,456
Ministry of Agriculture, Forestry and Fisheries	2,104	165	27	14	5,965	Trees and bamboo	5,797	6,145
Ministry of Economy, Trade and Industry	0	135	0	5	1,061	Government investment, etc.	983	1,202
Ministry of Land, Infrastructure, Transport and Tourism	335	825	52	119	1,775	Vessels	658	2,720
Ministry of the Environment	305	340	13	15	34	Structures	32	390
Ministry of Defense	2,136	373	451	939	3,650	Aircraft	1,913	4,963
Total	11,231	8,085	2,820	2,560	79,789			90,435
(Decrease)								
House of Representatives	-	0	0	28	39	Structures	38	68
House of Councillors	11	34	0	7	17	Structures	17	59
Supreme Court	115	162	61	88	78	Structures	76	328
Board of Audit	7	17	2	0	1	Structures	0	19
The Cabinet	-	0	-	3	7	Structures	7	11
Cabinet Office	70	498	73	133	253	Structures	185	884
Ministry of Internal Affairs and Communications	11	7	7	17	20	Structures	14	45
Ministry of Justice	181	170	101	202	195	Structures	194	569
Ministry of Foreign Affairs	18	2	12	25	17	Structures	17	46
Ministry of Finance	7,099	5,217	1,335	803	108,005	Government investment, etc.	107,398	114,025
Ministry of Education, Culture, Sports, Science and Technology	13	32	14	15	161	Government investment, etc.	152	209
Ministry of Health, Labour and Welfare	149	376	102	124	2,659	Government investment, etc.	2,579	3,160
Ministry of Agriculture, Forestry and Fisheries	5,702	374	165	62	3,779	Trees and bamboo	3,598	4,216
Ministry of Economy, Trade and Industry	19	50	15	22	2,702	Government investment, etc.	2,133	2,775
Ministry of Land, Infrastructure, Transport and Tourism	956	539	305	259	1,816	Structures	896	2,615
Ministry of the Environment	1	2	1	11	37	Structures	36	52
Ministry of Defense	577	732	582	856	5,075	Aircraft	2,165	6,664
Total	14,936	8,220	2,781	2,665	124,868			135,754
(Balance in Value)								
House of Representatives	-	254	6 Δ	6 Δ	20	Structures Δ	20	227
House of Councillors	Δ	79 Δ	0 Δ	7 Δ	15	Structures Δ	15	55
Supreme Court	Δ	101 Δ	2 Δ	47 Δ	52	Structures Δ	51 Δ	97
Board of Audit	Δ	7 Δ	17 Δ	2 Δ	0 Δ	Structures Δ	0 Δ	19
The Cabinet	Δ	4	10	0 Δ	3 Δ	Structures Δ	4	2
Cabinet Office	Δ	31	798	29 Δ	5 Δ	Structures Δ	70	720
Ministry of Internal Affairs and Communications	Δ	10	30	4 Δ	11	Structures Δ	7	5
Ministry of Justice	Δ	92	37 Δ	34 Δ	97 Δ	Structures Δ	90 Δ	151
Ministry of Foreign Affairs	Δ	10	83	5	3	Structures Δ	12	99
Ministry of Finance	Δ	975 Δ	1,361	693	300 Δ	Government investment, etc. Δ	47,432 Δ	46,497
Ministry of Education, Culture, Sports, Science and Technology	Δ	12	112 Δ	3 Δ	13 Δ	Government investment, etc. Δ	151 Δ	58
Ministry of Health, Labour and Welfare	Δ	106 Δ	299 Δ	79 Δ	101	Government investment, etc.	1,746	1,295
Ministry of Agriculture, Forestry and Fisheries	Δ	3,598 Δ	209 Δ	137 Δ	48	Trees and bamboo	2,199	1,928
Ministry of Economy, Trade and Industry	Δ	19	84 Δ	14 Δ	16 Δ	Government investment, etc. Δ	1,149 Δ	1,573
Ministry of Land, Infrastructure, Transport and Tourism	Δ	620	285 Δ	252 Δ	139 Δ	Structures Δ	417	105
Ministry of the Environment	Δ	304	338	12	3	Structures Δ	3	338
Ministry of Defense	Δ	1,558 Δ	358 Δ	131 Δ	82 Δ	Vessels Δ	855 Δ	1,700
Total	Δ	3,705 Δ	134	39 Δ	104 Δ			45,318

(Note) "Others" refers to trees and bamboo, structures, machinery and equipment, vessels, aircraft, superlatives, etc., patent rights, etc., government investment, etc., and real estate trust beneficiary rights.

第16表 国有財産所管別増減額 (平成27年度)

(単位 億円, %))

所管別	土地		建物		その他		計	
	数量	価格	数量	価格	価格	うち	価格	割合
(増加額)	千平方メートル		延べ千平方メートル					
衆議院	-	255	6	22	18	工作物	18	296
参議院	-	113	-	0	1	工作物	1	114
最高裁判所	14	159	13	45	25	工作物	25	230
会計検査院	-	-	-	0	0	立木竹	0	0
内閣府	4	10	0	0	2	工作物	2	13
内閣府省	38	1,296	102	128	180	工作物	115	1,605
総務省	1	38	2	6	6	工作物	6	51
法務省	88	207	66	105	104	工作物	104	417
外務省	8	86	18	29	30	工作物	30	146
財務省	6,123	3,856	2,029	1,103	62,568	政府出資等	59,966	67,528
文部科学省	26	144	11	2	4	工作物	4	151
厚生労働省	43	77	23	23	4,355	政府出資等	4,325	4,456
農林水産省	2,104	165	27	14	5,965	立木竹	5,797	6,145
経済産業省	0	135	0	5	1,061	政府出資等	983	1,202
国土交通省	335	825	52	119	1,775	船舶	658	2,720
環境省	305	340	13	15	34	工作物	32	390
防衛省	2,136	373	451	939	3,650	航空機	1,913	4,963
合計	11,231	8,085	2,820	2,560	79,789			90,435
(減少額)								
衆議院	-	0	0	28	39	工作物	38	68
参議院	11	34	0	7	17	工作物	17	59
最高裁判所	115	162	61	88	78	工作物	76	328
会計検査院	7	17	2	0	1	工作物	0	19
内閣府	-	0	-	3	7	工作物	7	11
内閣府省	70	498	73	133	253	工作物	185	884
総務省	11	7	7	17	20	工作物	14	45
法務省	181	170	101	202	195	工作物	194	569
外務省	18	2	12	25	17	工作物	14	46
財務省	7,099	5,217	1,335	803	108,005	政府出資等	107,398	114,025
文部科学省	13	32	14	15	161	政府出資等	152	209
厚生労働省	149	376	102	124	2,659	政府出資等	2,579	3,160
農林水産省	5,702	374	165	62	3,779	立木竹	3,598	4,216
経済産業省	19	50	15	22	2,702	政府出資等	2,133	2,775
国土交通省	956	539	305	259	1,816	工作物	896	2,615
環境省	1	2	1	11	37	工作物	36	52
防衛省	577	732	582	856	5,075	航空機	2,165	6,664
合計	14,936	8,220	2,781	2,665	124,868			135,754
(差引額)								
衆議院	-	254	6 Δ	6 Δ	20	工作物 Δ	20	227
参議院	Δ	79 Δ	0 Δ	7 Δ	15	工作物 Δ	15	55
最高裁判所	Δ	101 Δ	2 Δ	47 Δ	52	工作物 Δ	51 Δ	97
会計検査院	Δ	7 Δ	17 Δ	2 Δ	0 Δ	工作物 Δ	0 Δ	19
内閣府	Δ	4	10	0 Δ	3 Δ	工作物 Δ	4	2
内閣府省	Δ	31	798	29 Δ	5 Δ	工作物 Δ	70	720
総務省	Δ	10	30	4 Δ	11	工作物 Δ	7	5
法務省	Δ	92	37 Δ	34 Δ	97 Δ	工作物 Δ	90 Δ	151
外務省	Δ	10	83	5	3	工作物 Δ	12	99
財務省	Δ	975 Δ	1,361	693	300 Δ	政府出資等 Δ	47,432 Δ	46,497
文部科学省	Δ	12	112 Δ	3 Δ	13 Δ	政府出資等 Δ	151 Δ	58
厚生労働省	Δ	106 Δ	299 Δ	79 Δ	101	政府出資等	1,746	1,295
農林水産省	Δ	3,598 Δ	209 Δ	137 Δ	48	立木竹	2,199	1,928
経済産業省	Δ	19	84 Δ	14 Δ	16 Δ	政府出資等 Δ	1,149 Δ	1,573
国土交通省	Δ	620	285 Δ	252 Δ	139 Δ	工作物 Δ	417	105
環境省	Δ	304	338	12	3	工作物 Δ	3	338
防衛省	Δ	1,558 Δ	358 Δ	131 Δ	82 Δ	船舶 Δ	855 Δ	1,700
合計	Δ	3,705 Δ	134	39 Δ	104 Δ			45,318

(注) 「その他」は、立木竹、工作物、機械器具、船舶、航空機、地上権等、特許権等、政府出資等及び不動産の信託の受益権である。

Table 17 Changes in the Value of Government Assets by Jurisdiction (FY2015)
(Excepting changes by price revision)

(Unit : 100 million yen, %)

By Jurisdiction	Land		Buildings		Others		Total	
	Volume	Value	Volume	Value	Value	Of which	Value	Component ratio
(Increase)	thousand m ²		thousand m ² (total)					
House of Representatives	-	-	22	18	Structures	18	40	0.1
House of Councillors	-	-	0	1	Structures	1	1	0.0
Supreme Court	14	33	13	25	Structures	25	105	0.2
Board of Audit	-	-	0	0	Trees and bamboo	0	0	0.0
The Cabinet	4	0	0	2	Structures	2	2	0.0
Cabinet Office	38	595	102	128	Structures	115	904	2.0
Ministry of Internal Affairs and Communications	1	1	2	6	Structures	6	14	0.0
Ministry of Justice	88	41	66	105	Structures	104	251	0.5
Ministry of Foreign Affairs	8	2	18	29	Structures	30	62	0.1
Ministry of Finance	6,123	2,741	2,029	1,103	Government investment, etc.	28,551	34,993	75.9
Ministry of Education, Culture, Sports, Science and Technology	26	37	11	2	Structures	4	43	0.1
Ministry of Health, Labour and Welfare	43	11	23	23	Structures	29	68	0.1
Ministry of Agriculture, Forestry and Fisheries	2,104	49	27	14	Trees and bamboo	1,939	2,170	4.7
Ministry of Economy, Trade and Industry	0	0	0	5	643	565	648	1.4
Ministry of Land, Infrastructure, Transport and Tourism	335	318	52	119	Vessels	658	1,930	4.2
Ministry of the Environment	305	204	13	15	34	32	255	0.6
Ministry of Defense	2,136	48	451	939	Aircraft	1,913	4,638	10.1
Total	11,231	4,086	2,820	2,560			46,133	100.0
(Decrease)								
House of Representatives	-	-	0	0	Structures	0	0	0.0
House of Councillors	11	34	0	0	Structures	0	34	0.1
Supreme Court	115	142	61	18	Structures	2	165	0.4
Board of Audit	7	17	2	0	Trees and bamboo	0	18	0.0
The Cabinet	-	-	-	0	Structures	0	0	0.0
Cabinet Office	70	327	73	47	Structures	46	421	0.9
Ministry of Internal Affairs and Communications	11	6	7	1	Structures	0	8	0.0
Ministry of Justice	181	113	101	29	Structures	8	151	0.3
Ministry of Foreign Affairs	18	2	12	11	Structures	14	27	0.1
Ministry of Finance	7,099	4,678	1,335	443	Government investment, etc.	33,021	32,850	38.143
Ministry of Education, Culture, Sports, Science and Technology	13	31	14	0	Government investment, etc.	18	51	0.1
Ministry of Health, Labour and Welfare	149	365	102	56	Government investment, etc.	2,382	2,822	6.2
Ministry of Agriculture, Forestry and Fisheries	5,702	157	165	30	Trees and bamboo	1,016	1,207	2.6
Ministry of Economy, Trade and Industry	19	36	15	4	22	20	62	0.1
Ministry of Land, Infrastructure, Transport and Tourism	956	444	305	87	Vessels	320	1,084	2.4
Ministry of the Environment	1	0	1	1	Structures	1	2	0.0
Ministry of Defense	577	229	582	390	824	449	1,444	3.2
Total	14,936	6,585	2,781	1,125			45,648	100.0
(Balance in Value)								
House of Representatives	-	-	6	21	Structures	18	40	
House of Councillors	△	11 △	34 △	0 △	Structures	1 △	32	
Supreme Court	△	101 △	108 △	47 △	Structures	22 △	60	
Board of Audit	△	7 △	17 △	2 △	Trees and bamboo	0 △	17	
The Cabinet	△	4	0	0	Structures	2	2	
Cabinet Office	△	31	268	29	Structures	68	482	
Ministry of Internal Affairs and Communications	△	10 △	5 △	4	Structures	6	5	
Ministry of Justice	△	92 △	71 △	34	Structures	96	100	
Ministry of Foreign Affairs	△	10 △	0	5	Structures	16	34	
Ministry of Finance	△	975 △	1,937	693	Government investment, etc.	△	4,298 △	3,150
Ministry of Education, Culture, Sports, Science and Technology	△	12	5 △	3	Government investment, etc.	△	18 △	7
Ministry of Health, Labour and Welfare	△	106 △	354 △	79 △	Government investment, etc.	△	2,378 △	2,754
Ministry of Agriculture, Forestry and Fisheries	△	3,598 △	107 △	137 △	Trees and bamboo	923	962	
Ministry of Economy, Trade and Industry	△	19 △	36 △	14	1	620	585	
Ministry of Land, Infrastructure, Transport and Tourism	△	620 △	125 △	32	939	398	846	
Ministry of the Environment	△	304	204	12	33	31	252	
Ministry of Defense	△	1,558 △	180 △	131	548	1,598	3,194	
Total	△	3,705 △	2,499	39	1,435		484	

(Note) "Others" refers to trees and bamboo, structures, machinery and equipment, vessels, aircraft, superficies, etc., patent rights, etc., and real estate trust beneficiary rights.

第17表 国有財産所管別増減額(平成27年度)
(価格改定による増減額を除いたもの)

(単位 億円, %)

所管別	土地		建物		その他		計	
	数量	価格	数量	価格	価格	うち	価格	割合
(増加額)	千平方メートル		延べ千平方メートル					
衆議院	-	-	6	22	18	18	40	0.1
参議院	-	-	-	0	1	1	1	0.0
最高裁判所	14	33	13	45	25	25	105	0.2
会計検査院	-	-	-	0	0	0	0	0.0
内閣府	4	0	0	0	2	2	2	0.0
総務省	38	595	102	128	180	115	904	2.0
外務省	1	1	2	6	6	6	14	0.0
財務省	88	41	66	105	104	104	251	0.5
文部科学省	6,123	2,741	2,029	1,103	31,148	28,551	34,993	75.9
厚生労働省	26	37	11	2	4	4	43	0.1
農林水産省	43	11	23	23	34	29	68	0.1
経済産業省	2,104	49	27	14	2,106	1,939	2,170	4.7
国土交通省	0	0	0	5	643	565	648	1.4
環境省	305	204	13	15	34	32	255	0.6
防衛省	2,136	48	451	939	3,650	1,913	4,638	10.1
合計	11,231	4,086	2,820	2,560			46,133	100.0
(減少額)								
衆議院	-	-	0	0	0	0	0	0.0
参議院	11	34	0	0	0	0	34	0.1
最高裁判所	115	142	61	18	4	2	165	0.4
会計検査院	7	17	2	0	0	0	18	0.0
内閣府	-	-	-	-	0	0	0	0.0
総務省	70	327	73	47	46	46	421	0.9
外務省	11	6	7	1	0	0	8	0.0
財務省	181	113	101	29	8	8	151	0.3
文部科学省	18	2	12	11	14	14	27	0.1
厚生労働省	7,099	4,678	1,335	443	33,021	32,850	38,143	83.6
農林水産省	13	31	14	0	18	18	51	0.1
経済産業省	149	365	102	56	2,401	2,382	2,822	6.2
国土交通省	5,702	157	165	30	1,019	1,016	1,207	2.6
環境省	19	36	15	4	22	20	62	0.1
防衛省	956	444	305	87	553	320	1,084	2.4
合計	14,936	6,585	2,781	1,125			45,648	100.0
(差引額)								
衆議院	△	11 △	34 △	0 △	18	18	40	
参議院	△	101 △	108 △	47 △	21	22	60	
最高裁判所	△	7 △	17 △	2 △	0 △	0 △	17	
会計検査院	△	4	0	0	0	0	2	
内閣府	△	31	268	29	133	68	482	
総務省	△	10 △	5 △	4	6	6	5	
外務省	△	92 △	71 △	34	95	96	100	
財務省	△	975 △	1,937	693	△	4,298 △	3,150	
文部科学省	△	12	5 △	3	△	18 △	7	
厚生労働省	△	106 △	354 △	79 △	32 △	2,367 △	2,754	
農林水産省	△	3,598 △	107 △	137 △	16	1,087	962	
経済産業省	△	19 △	36 △	14	1	620	585	
国土交通省	△	620 △	125 △	32	939	398	846	
環境省	△	304	204	12	33	31	252	
防衛省	△	1,558 △	180 △	131	548	1,598	3,194	
合計	△	3,705 △	2,499	39	1,435		484	

(注) 「その他」は、立木竹、工作物、機械器具、船舶、航空機、地上権等、特許権等、政府出資等及び不動産の信託の受益権である。

Table 18 Increases/Decreases of Changes in the Value of Government Assets (FY2015)

(Unit : 100 million yen, %)

Contents of Changes	Land		Buildings		Others		Total		
	Volume	Value	Volume	Value	Value	Of which	Value	Component ratio	
(Increase)	thousand m ²		thousand m ² (total)						
Increases resulting from external transfer	1,637	384	738	1,569	36,542	Government investment, etc.	29,168	38,496	42.6
Those accompanied by financial expenditure	1,390	55	684	1,564	33,400	Government investment, etc.	27,825	35,020	38.7
Those not accompanied by financial expenditure	247	329	53	5	3,141	Real estate trust beneficiary rights	1,797	3,476	3.8
Increases resulting from internal transfer	9,593	7,700	2,081	991	43,246	Government investment, etc.	36,437	51,938	57.4
Increases caused by adjustment	7,248	3,590	2,071	981	1,388	Structures	661	5,960	6.6
Increases caused by streamlining	2,345	110	10	9	1,555	Trees and bamboo	1,465	1,676	1.9
Increases caused by price revision	-	3,999	-	0	40,302	Government investment, etc.	36,437	44,302	49.0
Total	11,231	8,085	2,820	2,560	79,789			90,435	100.0
(Decrease)									
Decreases resulting from external transfer	5,979	3,039	698	143	35,670	Government investment, etc.	35,251	38,853	28.6
Those accompanied by financial revenue	4,767	960	321	72	32,328	Government investment, etc.	32,318	33,361	24.6
Those not accompanied by financial revenue	1,211	2,079	377	71	3,341	Government investment, etc.	2,933	5,492	4.1
Decreases resulting from internal transfer	8,957	5,180	2,082	2,521	89,198	Government investment, etc.	77,014	96,900	71.4
Decreases caused by adjustment	8,655	3,524	2,068	978	1,388	Structures	661	5,891	4.3
Decreases caused by streamlining	302	21	14	3	879	Trees and bamboo	807	903	0.7
Decreases caused by price revision	-	1,635	-	1,539	86,930	Government investment, etc.	77,014	90,105	66.4
Total	14,936	8,220	2,781	2,665	124,868			135,754	100.0
(Balance)	△ 3,705	△ 134	39	△ 104	△ 45,079			△ 45,318	

(Note) "Others" refers to trees and bamboo, structures, machinery and equipment, vessels, aircraft, superficies, etc., patent rights, etc., government investment, etc., and real estate trust beneficiary rights.

第18表 国有財産増減状況（平成27年度）

(単位 億円, %)

異動の内容	土地		建物		その他		計		
	数量	価格	数量	価格	価格	うち	価格	割合	
(増加額)	千平方メートル		延べ千平方メートル						
対外的異動	1,637	384	738	1,569	36,542	政府出資等	29,168	38,496	42.6
歳出を伴うもの	1,390	55	684	1,564	33,400	政府出資等	27,825	35,020	38.7
歳出を伴わないもの	247	329	53	5	3,141	不動産の信託の受益権	1,797	3,476	3.8
対内的異動	9,593	7,700	2,081	991	43,246	政府出資等	36,437	51,938	57.4
調整上の増加	7,248	3,590	2,071	981	1,388	工作物	661	5,960	6.6
整理上の増加	2,345	110	10	9	1,555	立木竹	1,465	1,676	1.9
価格改定上の増加	-	3,999	-	0	40,302	政府出資等	36,437	44,302	49.0
合計	11,231	8,085	2,820	2,560	79,789			90,435	100.0
(減少額)									
対外的異動	5,979	3,039	698	143	35,670	政府出資等	35,251	38,853	28.6
歳入を伴うもの	4,767	960	321	72	32,328	政府出資等	32,318	33,361	24.6
歳入を伴わないもの	1,211	2,079	377	71	3,341	政府出資等	2,933	5,492	4.1
対内的異動	8,957	5,180	2,082	2,521	89,198	政府出資等	77,014	96,900	71.4
調整上の減少	8,655	3,524	2,068	978	1,388	工作物	661	5,891	4.3
整理上の減少	302	21	14	3	879	立木竹	807	903	0.7
価格改定上の減少	-	1,635	-	1,539	86,930	政府出資等	77,014	90,105	66.4
合計	14,936	8,220	2,781	2,665	124,868			135,754	100.0
(差引額)	△ 3,705	△ 134	39	△ 104	△ 45,079			△ 45,318	

(注)「その他」は、立木竹、工作物、機械器具、船舶、航空機、地上権等、特許権等、政府出資等及び不動産の信託の受益権である。

Table 19 Results of the Value Revision in the Government Asset Register

(Unit: 100 million yen)

Classification	Administrative assets			Non-administrative assets			Total						
	Value before revision	Value after revision	Changes	Value before revision	Value after revision	Changes	Value before revision	Value after revision	Changes				
Land	125,359	127,508	2,149	49,069	49,284	214	174,429	176,793	2,364				
Trees and bamboo	Tree	590	566	△	23	49	48	△	1	640	614	△	25
	Trees	26,956	28,240	1,284	15	14	△	0	26,971	28,254	1,283		
	Bamboo	5	5	△	0	1	1	△	0	7	6	△	0
	Total	27,552	28,812	1,260	66	63	△	2	27,618	28,876	1,257		
	Buildings	29,919	28,577	△	1,342	4,647	4,449	△	197	34,567	33,027	△	1,539
Structures	27,300	24,342	△	2,957	3,790	3,395	△	395	31,091	27,738	△	3,353	
Machinery and equipment	—	—	—	0	0	0	—	0	0	0	—	—	
Vessels	Steam Ship	2,467	2,167	△	299	0	0	△	0	2,467	2,167	△	299
	Shipping	13,115	11,545	△	1,570	0	0	△	0	13,116	11,545	△	1,570
	Humble Ship	24	21	△	3	0	0	△	0	24	21	△	3
	Total	15,607	13,734	△	1,872	0	0	△	0	15,607	13,734	△	1,873
Aircraft	8,075	5,990	△	2,084	1	0	△	1	8,076	5,990	△	2,085	
Superficies, etc.	8	8	△	0	0	0	△	0	8	8	△	0	
Patent rights, etc.	21	19	△	2	0	0	△	0	21	19	△	2	
Government investment, etc.	—	—	—	801,525	760,948	△	40,577	801,525	760,948	△	40,577		
Real estate trust beneficiary rights	—	—	—	1,947	1,953	6	1,947	1,953	6				
Total	233,845	228,995	△	4,850	861,050	820,096	△	40,953	1,094,895	1,049,091	△	45,803	

(Note) This table does not include assets that are not subject to value revision (such as "Assets located abroad")

第19表 国有財産台帳価格改定結果

(単位: 億円)

区分	行政財産			普通財産			合計						
	改定前価格	改定後価格	増減額	改定前価格	改定後価格	増減額	改定前価格	改定後価格	増減額				
土地	125,359	127,508	2,149	49,069	49,284	214	174,429	176,793	2,364				
立木竹	樹木	590	566	△	23	49	48	△	1	640	614	△	25
	立木	26,956	28,240	1,284	15	14	△	0	26,971	28,254	1,283		
	竹	5	5	△	0	1	1	△	0	7	6	△	0
	計	27,552	28,812	1,260	66	63	△	2	27,618	28,876	1,257		
建物	29,919	28,577	△	1,342	4,647	4,449	△	197	34,567	33,027	△	1,539	
工作物	27,300	24,342	△	2,957	3,790	3,395	△	395	31,091	27,738	△	3,353	
機械器具	—	—	—	0	0	0	—	0	0	0	—	—	
船舶	汽船	2,467	2,167	△	299	0	0	△	0	2,467	2,167	△	299
	艦船	13,115	11,545	△	1,570	0	0	△	0	13,116	11,545	△	1,570
	雑船	24	21	△	3	0	0	△	0	24	21	△	3
	計	15,607	13,734	△	1,872	0	0	△	0	15,607	13,734	△	1,873
航空機	8,075	5,990	△	2,084	1	0	△	1	8,076	5,990	△	2,085	
地上権等	8	8	△	0	0	0	△	0	8	8	△	0	
特許権等	21	19	△	2	0	0	△	0	21	19	△	2	
政府出資等	—	—	—	801,525	760,948	△	40,577	801,525	760,948	△	40,577		
不動産の信託の受益権	—	—	—	1,947	1,953	6	1,947	1,953	6				
合計	233,845	228,995	△	4,850	861,050	820,096	△	40,953	1,094,895	1,049,091	△	45,803	

(注) 本表には、価格改定対象外財産(「外国に所在する財産」等)は含まれていない。

Table 20 Trend of the Value of Government Assets in the Last Five Years

(Unit : 100 million yen)

Fiscal Year	Current value at the end of each fiscal year	Changes from the end of previous fiscal year
2011	1,028,543	16,603
2012	1,052,547	24,004
2013	1,048,131	△ 4,416
2014	1,096,300	48,169
2015	1,050,982	△ 45,318

第20表 最近5か年間の国有財産の推移

(単位 億円)

年 度	年度末現在額	前年度末に対する増減額
平成 2 3	1,028,543	16,603
2 4	1,052,547	24,004
2 5	1,048,131	△ 4,416
2 6	1,096,300	48,169
2 7	1,050,982	△ 45,318

Table 20 (Reference) Trend of the Value of Government Assets (Land)

(Unit: 100 million m²)

Fiscal Year	Administrative assets	Non-administrative assets	Total
End of FY1955	863	69	933
End of FY1960	869	62	931
End of FY1965	879	38	917
End of FY1970	883	19	903
End of FY1975	884	15	900
End of FY1980	884	12	897
End of FY1985	884	11	896
End of FY1990	883	11	895
End of FY1995	882	11	893
End of FY2000	881	11	892
End of FY2001	879	11	891
End of FY2002	879	11	891
End of FY2003	879	11	890
End of FY2004	866	10	877
End of FY2005	866	10	877
End of FY2006	866	10	877
End of FY2007	866	10	876
End of FY2008	866	10	876
End of FY2009	866	10	876
End of FY2010	866	10	876
End of FY2011	866	10	876
End of FY2012	866	10	876
End of FY2013	866	10	876
End of FY2014	866	10	876
End of FY2015	866	10	876

第20表（参考） 国有財産（土地）の推移

(単位 億平方メートル)

年 度	行政財産	普通財産	計
昭和 30年度末	863	69	933
35	869	62	931
40	879	38	917
45	883	19	903
50	884	15	900
55	884	12	897
60	884	11	896
平成 2	883	11	895
7	882	11	893
12	881	11	892
13	879	11	891
14	879	11	891
15	879	11	890
16	866	10	877
17	866	10	877
18	866	10	877
19	866	10	876
20	866	10	876
21	866	10	876
22	866	10	876
23	866	10	876
24	866	10	876
25	866	10	876
26	866	10	876
27	866	10	876

Table 21 Trend of the Value of Government Investment and Securities
in the Last Five Years

(Unit : 100 million yen, %)

Fiscal Year	Government investment	Securities	Total (A)	Total value of government assets (B)	Component ratio (A/B)
End of FY2011	674,971	6,668	681,639	1,028,543	66.3
End of FY2012	702,739	6,408	709,147	1,052,547	67.4
End of FY2013	751,261	6,762	758,023	1,048,131	72.3
End of FY2014	800,706	6,902	807,609	1,096,300	73.7
End of FY2015	755,912	5,036	760,948	1,050,982	72.4

(Note) 1. "Government investment" refers to government financing shares, stocks, etc. acquired by the government as a result of investment in specific corporations based on special laws (including international treaties). "Securities" refer to stocks, etc. acquired by the government as a result of in-kind tax payments, etc.

- Of the 503.6 billion yen's worth of securities held in fiscal 2015, 498.4 billion yen's worth was held under the auspices of the Special Account for Energy Policy. The ownership of these securities was transferred from the former Japan National Oil Corporation to the government as a result of the abolition of this corporation.
- As far as listed securities and securities transferred from the former Japan National Oil Corporation, among "government investment" and "securities," are concerned, securities with market prices were evaluated based on the fiscal year-end market prices, and securities without market prices were evaluated based on the value of the fiscal year-end net assets or gross assets minus gross liabilities on the balance sheet of the corporation concerned.

第21表 最近5か年間の政府出資、有価証券の推移

(単位 億円, %)

年 度	政府出資	有価証券	合計 (A)	国有財産 総額 (B)	割 合 (A/B)
平成 23	674,971	6,668	681,639	1,028,543	66.3
24	702,739	6,408	709,147	1,052,547	67.4
25	751,261	6,762	758,023	1,048,131	72.3
26	800,706	6,902	807,609	1,096,300	73.7
27	755,912	5,036	760,948	1,050,982	72.4

- (注) 1. 「政府出資」とは、国が特別の法律（国際条約を含む。）の規定に基づいて特定の法人に対して出資を行ったことにより取得した出資による権利、株式等であり、「有価証券」とは、租税物納等により取得した株式等である。
- 平成27年度の「有価証券」5,036億円のうち4,984億円は、エネルギー対策特別会計所有株式であって、石油公団の廃止に伴い、国に帰属したもの（旧石油公団有価証券）である。
 - 「政府出資」、並びに「有価証券」のうち上場有価証券及び旧石油公団有価証券については、市場価格のあるものは市場価格により、また、市場価格のないものは各法人の貸借対照表の総資産から総負債を差し引いた純資産額により、それぞれ年度末時点で評価したものである。

Table 22 Changes in the Value and Current Value of Non-administrative Assets belonging to General Account under the Jurisdiction of the Ministry of Finance (As of March 31, 2016)

(Unit : 100 million yen, %)

Category	Volume unit	Increase			Decrease			Current Value						
		Volume	Value		Volume	Value		Volume	Value					
			Amount of money	Component ratio		Amount of money	Component ratio		Amount of money	Component ratio				
Land	thousand m ²	5,222	2,409	11.0	46.6	5,626	3,847	9.3	89.9	786,626	45,959	8.8	87.5	
Trees and bamboo	Tree	thousand pieces	65	4	0.0	0.1	6	1	0.0	0.0	655	23	0.0	0.0
	Trees	thousand m ³	1	0	0.0	0.0	0	0	0.0	0.0	517	11	0.0	0.0
	Bamboo	thousand bundle	0	0	0.0	0.0	-	0	0.0	0.0	10	0	0.0	0.0
	Total		4	0.0	0.1		2	0.0	0.1		35	0.0	0.1	
Buildings	thousand m ²	462				105				3,604				
	thousand m ² (total)	1,190	500	2.3	9.7	268	167	0.4	3.9	6,575	2,461	0.5	4.7	
Structures			448	2.1	8.7		260	0.6	6.1		2,110	0.4	4.0	
Machinery and equipment			0	0.0	0.0		0	0.0	0.0		0	0.0	0.0	
Vessels	Steam Ship	vessels	-	-	-	-	-	-	-	-	-	-	-	
	Shipping	thousand ton	-	-	-	-	-	-	-	-	-	-	-	
		vessels	-	-	-	-	-	-	-	-	-	-	-	
	Humble Ship	thousand ton	-	-	-	-	-	-	-	-	-	-	-	
vessels		-	-	-	-	-	-	-	-	4	0	0.0	0.0	
	Total		-	-	-	-	-	-	-	4	0	0.0	0.0	
Superficies, etc.	thousand m ²	0	-	-	-	0	0	0.0	0.0	2,034	0	0.0	0.0	
Government investment, etc.			16,673	76.3		37,248	89.7			466,961	89.9			
Real estate trust beneficiary rights	cases	2	1,803	8.3	34.9	-	-	-	-	3	1,953	0.4	3.7	
Total			21,840	100.0		41,527	100.0			519,483	100.0			
Total excepting government investment etc.			5,166		100.0	4,278		100.0		52,521		100.0		

第22表 財務省所管一般会計所属普通財産増減額及び現在額（平成28年3月31日現在）

(単位 億円、%)

区分	数量単位	増加額				減少額				現在額					
		数量	価格		割合	数量	価格		割合	数量	価格		割合		
			金額	割合			金額	割合			金額	割合			
土地	千平方メートル	5,222	2,409	11.0	46.6	5,626	3,847	9.3	89.9	786,626	45,959	8.8	87.5		
立木	樹木	千本	65	4	0.0	0.1	6	1	0.0	0.0	655	23	0.0	0.0	
	立木	千立方メートル	1	0	0.0	0.0	0	0	0.0	0.0	517	11	0.0	0.0	
竹	竹	千束	0	0	0.0	0.0	-	0	0.0	0.0	10	0	0.0	0.0	
	計			4	0.0	0.1		2	0.0	0.1		35	0.0	0.1	
建物	建	千平方メートル	462			105				3,604					
	延べ	千平方メートル	1,190	500	2.3	9.7	268	167	0.4	3.9	6,575	2,461	0.5	4.7	
工	作	物		448	2.1	8.7		260	0.6	6.1		2,110	0.4	4.0	
機	械	器	具		0	0.0	0.0		0	0.0	0.0		0	0.0	0.0
船	汽船	隻	-	-	-	-	-	-	-	-	-	-	-		
		千隻	-	-	-	-	-	-	-	-	-	-	-		
	艦船	隻	-	-	-	-	-	-	-	-	-	-	-		
		千隻	-	-	-	-	-	-	-	-	-	-	-		
雑船	隻	-	-	-	-	-	-	-	-	4	0	0.0	0.0		
計		-	-	-	-	-	-	-	-	4	0	0.0	0.0		
地上権等	千平方メートル	0	-	-	-	0	0	0.0	0.0	2,034	0	0.0	0.0		
政府出資等			16,673	76.3		37,248	89.7			466,961	89.9				
不動産の信託			1,803	8.3	34.9	-	-	-	-	3	1,953	0.4	3.7		
の受益権	件	2	1,803	8.3	34.9	-	-	-	-	3	1,953	0.4	3.7		
合計			21,840	100.0		41,527	100.0			519,483	100.0				
政府出資等を除いたもの合計			5,166		100.0	4,278		100.0		52,521		100.0			

Table 23 Current Value and Changes in the Value of Non-administrative Assets belonging to General Account under the Jurisdiction of the Ministry of Finance (As of March 31, 2016)

(Excepting changes by price revision)

(Unit: 100 million yen, %)

Category	Volume unit	Increase				Decrease				Balance			
		Volume	Value			Volume	Value			Volume	Value		
			Amount of money	Component ratio			Amount of money	Component ratio			Amount of money	Component ratio	
Land	thousand m ²	5,222	1,786	24.1	39.4	5,626	3,377	56.2	98.4	△	403	△	1,591
Trees and bamboo	Tree	thousand pieces	65	4	0.1	0.1	6	0	0.0	0.0	58	3	3
	Trees	thousand m ³	1	0	0.0	0.0	0	0	0.0	0.0	1	0	0
	Bamboo	thousand bundle	0	0	0.0	0.0	-	-	-	-	0	0	0
	Total		4	0.1	0.1	0	0.0	0.0	0.0	0.0	3	3	3
Buildings	thousand m ³	462				105				357			
	thousand m ² (total)	1,190	500	6.7	11.0	268	49	0.8	1.4	922	451	445	
Structures		448	6.0	9.9		3	0.1	0.1				445	
Machinery and equipment		0	0.0	0.0		0	0.0	0.0				-	
Vessels	Steam Ship	vessels	-	-	-	-	-	-	-	-	-	-	-
	Shipping	thousand ton	-	-	-	-	-	-	-	-	-	-	-
		vessels	-	-	-	-	-	-	-	-	-	-	-
	Humble Ship	thousand ton	-	-	-	-	-	-	-	-	-	-	-
Total	vessels	-	-	-	-	-	-	-	-	-	-	-	
Superficies, etc.	thousand m ²	0	-	-	-	0	0	0.0	0.0	0	△	0	
Government investment, etc.			2,884	38.9		2,578	42.9					306	
Real estate trust beneficiary rights	cases	2	1,797	24.2	39.6	-	-	-	-	2	1,797		
Total			7,422	100.0		6,010	100.0					1,411	
Total excepting government investment, etc.			4,537			3,432						1,105	

第23表 財務省所管一般会計所属普通財産増減額（平成28年3月31日現在）
(価格改定による増減額を除いたもの)

(単位 億円、%)

区分	数量単位	増加額				減少額				差引			
		数量	価格			数量	価格			数量	価格		
			金額	割合			金額	割合			金額		
土地	千平方メートル	5,222	1,786	24.1	39.4	5,626	3,377	56.2	98.4	△	403	△	1,591
立木	千立方メートル	65	4	0.1	0.1	6	0	0.0	0.0	58	3	3	
	竹	千束	1	0	0.0	0.0	0	0	0.0	0.0	1	0	
		計	4	0.1	0.1	0	0.0	0.0	0.0	3	3		
建物	千平方メートル	462				105				357			
	延べ千平方メートル	1,190	500	6.7	11.0	268	49	0.8	1.4	922	451	445	
機械器具			448	6.0	9.9		3	0.1	0.1			445	
船舶	汽船	隻	-	-	-	-	-	-	-	-	-	-	
	艦船	隻	-	-	-	-	-	-	-	-	-	-	
	雑船	隻	-	-	-	-	-	-	-	-	-	-	
計	隻	-	-	-	-	-	-	-	-	-	-		
地上権等	千平方メートル	0	-	-	-	0	0	0.0	0.0	0	△	0	
政府出資等の信託受益権	件	2	2,884	38.9			2,578	42.9				306	
政府出資等を除いたもの合計			7,422	100.0		6,010	100.0					1,411	
			4,537			3,432						1,105	

Table 24 Changes in the Value and Current Value of Non-administrative Assets belonging to General Account under the Jurisdiction of the Ministry of Finance (As of March 31, 2016)

(Changes by price revision)

(Unit : 100 million yen, %)

Category	Increase			Decrease			Balance	
	Value			Value			Value	
	Amount of money	Component ratio		Amount of money	Component ratio		Amount of money	
Land	623	4.3	99.0	469	1.3	55.5	153	
Trees and Bamboo	Garden trees	0	0.0	0.0	0	0.0	0.1	△ 0
	Standing trees	-	-	-	0	0.0	0.1	△ 0
	Bamboo	-	-	-	0	0.0	0.0	△ 0
	Total	0	0.0	0.0	1	0.0	0.2	△ 1
Buildings	0	0.0	0.0	118	0.3	14.0	△ 118	
Structure	0	0.0	0.0	256	0.7	30.3	△ 256	
Machinery and equipment	-	-	-	-	-	-	-	
Vessels	Steam vessels	-	-	-	-	-	-	-
	Commercial vessels	-	-	-	-	-	-	-
	Miscellaneous ships	-	-	-	-	-	-	-
	Total	-	-	-	-	-	-	-
Superficies, etc.	-	-	-	0	0.0	0.0	△ 0	
Government investment, etc.	13,789	95.6	-	34,669	97.6	-	△ 20,880	
Real estate trust beneficiary rights	6	0.0	1.0	-	-	-	6	
Total	14,418	100.0	-	35,516	100.0	-	△ 21,098	
Total amount excluding government investment, etc.	629	-	100.0	846	-	100.0	△ 217	

第24表 財務省所管一般会計所屬普通財産増減額（平成28年3月31日現在）
（価格改定によるもの）

(単位 億円、%)

区分	増加額			減少額			差引	
	価格			価格			価格	
	金額	割合		金額	割合		金額	
土地	623	4.3	99.0	469	1.3	55.5	153	
立木	樹木	0	0.0	0.0	0	0.0	0.1	△ 0
	立木	-	-	-	0	0.0	0.1	△ 0
	竹	-	-	-	0	0.0	0.0	△ 0
竹	計	0	0.0	0.0	1	0.0	0.2	△ 1
建物	0	0.0	0.0	118	0.3	14.0	△ 118	
工作物	0	0.0	0.0	256	0.7	30.3	△ 256	
機械器具	-	-	-	-	-	-	-	
船	汽船	-	-	-	-	-	-	
	艦船	-	-	-	-	-	-	
	雑船	-	-	-	-	-	-	
	計	-	-	-	-	-	-	
地上権等	-	-	-	0	0.0	0.0	△ 0	
政府出資等	13,789	95.6	-	34,669	97.6	-	△ 20,880	
不動産の信託	6	0.0	1.0	-	-	-	6	
の受益権	計	14,418	100.0	35,516	100.0	-	△ 21,098	
政府出資等を除いたもの	629	-	100.0	846	-	100.0	△ 217	

Table 25 Increases/Decreases of Changes in the Value of Non-administrative Assets
belonging to General Account under the Jurisdiction of the Ministry of Finance (FY2015)

(Unit : 100 million yen)

Contents of Changes	Land		Buildings		Others		Total value	Component ratio	
	Volume	Value	Volume	Value	Value				
(Increase)	thousand m ²		thousand m ² (total)					%	
Increases resulting from external transfe	125	238	0	1	4,685 (2,884)	4,925	22.6		
Those accompanied by financial expenditure	-	-	-	1	1,545 (1,541)	1,546	7.1		
Those not accompanied by financial expenditure	125	238	0	0	3,140 (1,343)	3,378	15.5		
Increases resulting from internal transfer	5,097	2,170	1,189	499	14,244 (13,789)	16,914	77.4		
Increases caused by adjustment	3,147	1,502	1,189	499	449 (-)	2,450	11.2		
Increases caused by streamlining	1,949	45	0	0	0 (0)	45	0.2		
Increases caused by price revision	-	623	-	0	13,795 (13,789)	14,418	66.0		
Total	5,222	2,409	1,190	500	18,930 (16,673)	21,840	100.0		

(Note) Figures in parentheses in the "Others" column indicate "government investment, etc."

第25表 財務省所管一般会計所屬普通財産異動状況 (平成27年度)

(単位 億円)

異動の内容	土地		建物		その他		価格計	割合	
	数量	価格	数量	価格	価格				
(増加額)	千平方メートル		千平方メートル					%	
対外的異動	125	238	0	1	4,685 (2,884)	4,925	22.6		
歳出を伴うもの	-	-	-	1	1,545 (1,541)	1,546	7.1		
歳入を伴わないもの	125	238	0	0	3,140 (1,343)	3,378	15.5		
対内的異動	5,097	2,170	1,189	499	14,244 (13,789)	16,914	77.4		
調整上の増加	3,147	1,502	1,189	499	449 (-)	2,450	11.2		
整理上の増加	1,949	45	0	0	0 (0)	45	0.2		
価格改定上の増加	-	623	-	0	13,795 (13,789)	14,418	66.0		
合計	5,222	2,409	1,190	500	18,930 (16,673)	21,840	100.0		

(注) 「その他」欄の()内書は政府出資等を示している。

Table 26 Disposal of Non-administrative Assets belonging to General Account under the Jurisdiction of the Ministry of Finance (FY2015)

(Unit: 100 million yen)

Category	Land			Buildings			Total		
	Cases	Volume	Registered Value	Cases	Volume	Registered Value	Cases	Registered Value	Component ratio
		thousand m ²			thousand m ² (total)				%
Sell-off	4,293	3,294	673	24	187	44	4,317	717	53.6
Current market value	4,277	3,274	657	24	187	44	4,301	701	52.4
Discount value	16	20	15	—	—	—	16	15	1.2
Exchange	6	35	109	—	—	—	6	109	8.2
Beneficial transfer	281	524	51	—	—	—	281	51	3.8
Transfer of jurisdiction	28	80	459	2	8	0	30	460	34.4
With charge	1	0	1	—	—	—	1	1	0.1
Without charge	27	79	458	2	8	0	29	459	34.3
Total	4,608	3,935	1,294	26	196	45	4,634	1,339	100.0

第26表 財務省所管一般会計所屬普通財産処分等実績（平成27年度）

(単位 億円)

区分	土地			建物			合計		
	件数	数量	台帳価格	件数	数量	台帳価格	件数	台帳価格	割合
		平方メートル			延べ平方メートル				%
売 払	4,293	3,294	673	24	187	44	4,317	717	53.6
時 価	4,277	3,274	657	24	187	44	4,301	701	52.4
減 額	16	20	15	—	—	—	16	15	1.2
交 換	6	35	109	—	—	—	6	109	8.2
譲 与	281	524	51	—	—	—	281	51	3.8
所 管 換	28	80	459	2	8	0	30	460	34.4
有 償	1	0	1	—	—	—	1	1	0.1
無 償	27	79	458	2	8	0	29	459	34.3
合 計	4,608	3,935	1,294	26	196	45	4,634	1,339	100.0

Table 27 Status of Transfers of Securities Paid in Lieu of Monetary Tax Payments, etc.
and Their Current Value as of the End of the Fiscal Year (FY2015)

(Unit: brands, thousand stocks [stocks], thousand quantity [other securities], 100 million yen)

Category	Increase within FY2015		Decrease within FY2015		Value of the end of FY2015		
	Volume	Registered Value	Volume	Registered Value	Number of brands	Volume	Registered Value
Stocks	193	4	610	48	44	2,885	42
Of these, listed stocks	71	0	462	1	15	601	2
Other securities	0	0	0	0	19	1	8
Total	193	4	610	48	63	2,886	51

(Note) 1. "Other securities" refers to corporate bonds, beneficiary certificates, local bonds, etc.
2. This table includes internal transfer such as changes of assignment.
3. All figures are rounded down where necessary.

第27表 物納等価証券の異動状況及び年度末現在額（平成27年度）

(単位 銘柄、千株〔株式〕、千口〔其他証券〕、億円)

区分	平成27年度中増		平成27年度中減		平成27年度末現在額		
	数量	台帳価格	数量	台帳価格	銘柄数	数量	台帳価格
株式	193	4	610	48	44	2,885	42
うち上場株式	71	0	462	1	15	601	2
其他証券	0	0	0	0	19	1	8
合計	193	4	610	48	63	2,886	51

(注) 1. 其他証券とは、社債、受益証券、地方債等である。
2. 本表には、所属替等の対内的異動を含む。
3. 単位未満は切り捨てている。

Table 28 Trend of Revenue from the Sale of Government Assets (Local Finance Bureau)

(Unit:100 million yen)

Category	FY2011	FY2012	FY2013	FY2014	FY2015
Revenue from the sale of government assets	896	1,131	1,322	1,311	1,201
Land sales	789	997	1,298	1,177	1,106
General competitive bidding	269	508	851	677	532
Other	520	489	447	500	574

- (Note) 1. From FY 2012, "Revenue from the sale of government assets" is the total of "Revenue from the sale of government assets" and "Sales of government assets for financing reconstruction from the Great East Japan Earthquake" under 37. Receiving of Government Asset-Related Revenues (Local Finance Bureau) by Account and by Fiscal Year of Non-administrative Assets Statistics.
2. For FY 2014, "Revenue from the sale of government assets" is the total of "Revenue from the sale of government assets," "Revenue from the sale of government assets for financing reconstruction from the Great East Japan Earthquake" and "Revenue from the sale of special government assets."
3. "General competitive bidding" is a sell-out system which determines the one who tenders a bid with the highest bidding price over the price predetermined by the government to be the successful bidder.
4. "Other" refers to the sell-out system based on negotiated contracts with local governments, etc.

第28表 国有財産売払収入の推移(財務局分)

(単位 億円)

区 分	23年度	24年度	25年度	26年度	27年度
国有財産売払収入	896	1,131	1,322	1,311	1,201
土地売払代	789	997	1,298	1,177	1,106
一般競争入札	269	508	851	677	532
その他	520	489	447	500	574

- (注) 1. 平成24年度以降の「国有財産売払収入」は、普通財産統計37. 国有財産関係(財務局分)歳入科目別・年度別収納状況の「国有財産売払収入」及び「東日本大震災復興国有財産売払収入」を合算したものである。
2. 平成26年度の「国有財産売払収入」は、上記1. に同統計の「特定国有財産売払収入」を合算したものである。
3. 「一般競争入札」とは、国があらかじめ定めた価格以上で、最も高い価格をつけた者を購入者とする売却方式をいう。
4. 「その他」は、地方公共団体等に対する随意契約による売却方式である。

Table 29 Trend of Revenue from the Sale of Government Assets

(Unit: 100 million yen)

Fiscal year	General Account			Special Account	Total	
	Land	Securities	Others			
FY2007	2,536	2,228	271	38	1,107	3,643
FY2008	1,206	1,073	114	19	652	1,858
FY2009	989	946	30	13	590	1,579
FY2010	1,053	782	237	34	215	1,268
FY2011	912	799	106	7	3,995	4,907
FY2012	1,151	1,011	125	15	10,161	11,312
FY2013	1,359	1,315	17	27	1,955	3,314
FY2014	1,362	1,208	129	25	2,946	4,308
FY2015	1,263	1,147	91	24	14,689	15,952

(Note) 1. General account in and after fiscal 2012 includes the revenue from the sales of government assets for financing reconstruction from the Great East Japan Earthquake.

2. The general account in fiscal 2014 includes the revenue from the sales of special government assets.

3. Figures in this table are rounded to the nearest 100 million yen.

第29表 国有財産売却収入の推移

(単位 億円)

年度	一般会計			特別会計	合計	
	土地	証券	その他			
19年度	2,536	2,228	271	38	1,107	3,643
20年度	1,206	1,073	114	19	652	1,858
21年度	989	946	30	13	590	1,579
22年度	1,053	782	237	34	215	1,268
23年度	912	799	106	7	3,995	4,907
24年度	1,151	1,011	125	15	10,161	11,312
25年度	1,359	1,315	17	27	1,955	3,314
26年度	1,362	1,208	129	25	2,946	4,308
27年度	1,263	1,147	91	24	14,689	15,952

(注) 1. 24年度以降の一般会計には、東日本大震災復興国有財産売却収入が含まれる。

2. 26年度の一般会計には、特定国有財産売却収入が含まれる。

3. 単位未満は四捨五入している。

**Table 30 Past Meetings held by the Fiscal System Council
(Government Asset Subcommittee)**

Meetings	Dates	Agenda
First General Meeting of the Fiscal System Council	January 19, 2001	1. Mutual election of the council chairman 2. Rules on proceedings 3. Management policies
First Government Asset Subcommittee of the Fiscal System Council	January 23, 2001	1. Mutual election of the subcommittee chairman 2. Report on rules on proceedings, etc. of the council 3. Establishment of subgroups 4. Report on referral from the council to subcommittees 5. Report on referral from subcommittees to subgroups 6. Disclosure of the proceedings
First Stock Subgroup of the Government Asset Subcommittee of the Fiscal System Council	April 23, 2001	1. Past disposals of shares in Nippon Telegraph and Telephone Corporation (NTT) and the background and circumstances of the disposals 2. How to proceed with deliberations at the subgroup 3. Disclosure of the proceedings
Second Stock Subgroup of the Government Asset Subcommittee of the Fiscal System Council	May 23, 2001	1. Hearing from NTT 2. Hearings with securities companies concerning the disposal of NTT shares
Third Stock Subgroup of the Government Asset Subcommittee of the Fiscal System Council	May 30, 2001	Hearings with securities companies concerning the disposal of NTT shares
Fourth Stock Subgroup of the Government Asset Subcommittee of the Fiscal System Council	June 15, 2001	Summing-up of the subgroup's opinions concerning the disposal of NTT shares
Fifth Stock Subgroup of the Government Asset Subcommittee of the Fiscal System Council	June 27, 2001	How to dispose of NTT shares in the future
Second Government Asset Subcommittee of the Fiscal System Council	June 27, 2001	1. How to dispose of NTT shares in the future (recommendations) 2. Matters for reporting Current status of government asset administration
Second General Meeting of the Fiscal System Council	August 30, 2001	1. Report on activities from subcommittees 2. Free discussion
First Real Estate Subgroup of the Government Asset Subcommittee of the Fiscal System Council	October 9, 2001	Matters for reporting (1) Results of investigation of utilization status of government assets, etc. (2) Progress status of PFI projects (3) Progress status of promotion of sales of unused national land, etc.
Sixth Stock Subgroup of the Government Asset Subcommittee of the Fiscal System Council	April 22, 2002	Selection of the lead managing securities company for the future disposal of Japan Tobacco (JT) shares (recommendations)
Second Real Estate Subgroup of the Government Asset Subcommittee of the Fiscal System Council	May 30, 2002	Matters for reporting (1) Progress status of promotion of sales of unused national land, etc. (2) Progress status of improvement of housing for government employees through PFI
Third Real Estate Subgroup of the Government Asset Subcommittee of the Fiscal System Council	October 15, 2002	1. Matters for reporting (1) Results of follow-up on the utilization status of administrative assets, etc. (2) Key points of the results of tenders for properties to which the subdivided land trust scheme was applied (3) Large-lot properties in central Tokyo 2. Tenders for which minimum sale prices were indicated

第30表 財政制度等審議会（国有財産分科会）の開催状況

区 分	開催年月日	議 題
財政制度等審議会第1回総会	H13. 1. 19	1. 会長の互選 2. 議事規則について 3. 運営方針について
財政制度等審議会第1回国有財産分科会	H13. 1. 23	1. 分科会長の互選 2. 審議会議事規則の報告等 3. 部会の設置 4. 審議会から分科会への付託等の報告 5. 分科会から部会への付託等 6. 議事の公開
財政制度等審議会国有財産分科会第1回株式部会	H13. 4. 23	1. 日本電信電話株式会社株式のこれまでの処分の経緯及び処分をめぐる諸事情 2. 今後の部会の進め方 3. 議事の公開
財政制度等審議会国有財産分科会第2回株式部会	H13. 5. 23	1. 日本電信電話株式会社からのヒアリング 2. 日本電信電話株式会社株式の処分に係る各証券会社からのヒアリング
財政制度等審議会国有財産分科会第3回株式部会	H13. 5. 30	日本電信電話株式会社株式の処分に係る各証券会社からのヒアリング
財政制度等審議会国有財産分科会第4回株式部会	H13. 6. 15	今後の日本電信電話株式会社株式の処分に当たっての部会意見整理
財政制度等審議会国有財産分科会第5回株式部会	H13. 6. 27	今後における日本電信電話株式会社株式の処分の在り方について
財政制度等審議会第2回国有財産分科会	H13. 6. 27	1. 今後における日本電信電話株式会社株式の処分の在り方について（答申） 2. 報告事項 国有財産行政の現状について
財政制度等審議会第2回総会	H13. 8. 30	1. 分科会からの活動状況報告 2. フリーディスカッション
財政制度等審議会国有財産分科会第1回不動産部会	H13. 10. 9	報告事項 (1) 国有財産の使用状況実態調査等の調査結果について (2) PFI事業の取組状況について (3) 未利用国有地等の売却促進等に関する取組状況について
財政制度等審議会国有財産分科会第6回株式部会	H14. 4. 22	今後における日本たばこ産業株式会社株式の処分に当たっての主幹事証券会社の選定について（答申）
財政制度等審議会国有財産分科会第2回不動産部会	H14. 5. 30	報告事項 (1) 未利用国有地の売却促進に関する取組状況等について (2) PFI方式による公務員宿舍整備の取組状況について
財政制度等審議会国有財産分科会第3回不動産部会	H14. 10. 15	1. 報告事項 (1) 行政財産等の使用状況実態調査等に係るフォローアップ結果について (2) 分譲型土地信託の入札結果の概要等について (3) 都心大口案件等について 2. 最低売払価格を示した入札について

Meetings	Dates	Agenda
Third General Meeting of the Fiscal System Council	January 16, 2003	1. Mutual election of the council chairman 2. Rules on proceedings. 3. Management policies
Third Government Asset Subcommittee of the Fiscal System Council	February 19, 2003	1. Election of the subcommittee chairman 2. Nomination of the deputy subcommittee chairman 3. Composition of subgroups, the nomination of the subgroup chiefs 4. Management policy of the subcommittee 5. Matters for reporting (1) Sales of unused national land (2) Sales of government-owned shares (shares in JT and NTT) in fiscal 2002 (3) Improvement of housing for government employees through PFI 6. Policy for utilization of reserve land included in large-lot returned properties
Fourth Real Estate Subgroup of the Government Asset Subcommittee of the Fiscal System Council	March 3, 2003	Policy for utilization of reserve land included in large-lot returned properties (1) Background to the reserve land issue and the current status (2) Results of hearings with relevant local government bodies, etc.
Fifth Real Estate Subgroup of the Government Asset Subcommittee of the Fiscal System Council	April 24, 2003	Policy for utilization of reserve land included in large-lot returned properties (1) Summing-up of past discussions (2) Requests from the association of governors involved in external affairs with regard to policy for utilization of reserve land
Sixth Real Estate Subgroup of the Government Asset Subcommittee of the Fiscal System Council	May 22, 2003	Policy for utilization of reserve land included in large-lot returned properties (1) Results of the solicitation of opinions from relevant local government bodies (2) Outline of draft recommendations on how to deal with reserve land included in large-lot returned properties
Seventh Real Estate Subgroup of the Government Asset Subcommittee of the Fiscal System Council	June 3, 2003	1. Requests concerning the disposal of the former sites of U.S. military bases (large-lot returned properties) 2. Report: "How to deal with reserve land included in large-lot returned properties in the future" (draft)
Eighth Real Estate Subgroup of the Government Asset Subcommittee of the Fiscal System Council	June 24, 2003	How to deal with reserve land included in large-lot returned properties in the future
Fourth Government Asset Subcommittee of the Fiscal System Council	June 24, 2003	How to deal with reserve land included in large-lot returned properties in the future (recommendations)
Seventh Stock Subgroup of the Government Asset Subcommittee of the Fiscal System Council	March 11, 2004	Matters for reporting (1) Sales of shares in fiscal 2003 (own stock purchases by NTT and JT) (2) How to respond to future own stock purchases (3) Recent stock market developments
Fifth Government Asset Subcommittee of the Fiscal System Council	June 17, 2004	Matters for reporting (1) Disposal of government-owned shares in NTT and JT (2) Follow-up on recommendations concerning "reserve land included in large-lot returned properties" (3) Progress status of promotion of sales of unused national land (4) Revision of rents of housing for national government employees (5) Transfer of government assets related to the establishment of national universities and the National Hospital Organization

区 分	開催年月日	議 題
財政制度等審議会第3回総会	H15. 1. 16	1. 会長の互選 2. 議事規則について 3. 運営方針について
財政制度等審議会第3回国有財産分科会	H15. 2. 19	1. 分科会長の互選 2. 分科会長代理の指名 3. 部会の構成、部会長の指名等 4. 分科会の運営方針について 5. 報告事項 (1) 未利用国有地の売却について (2) 平成14年度における政府保有株式（JT及びNTT株式）の売却について (3) PFI方式による公務員宿舍の整備について 6. 大口返還財産の留保地に係る利用方針について
財政制度等審議会国有財産分科会第4回不動産部会	H15. 3. 3	大口返還財産の留保地に係る利用方針について (1) 留保地問題の経緯及び現状について (2) 関係地方公共団体に対するヒアリング結果等について
財政制度等審議会国有財産分科会第5回不動産部会	H15. 4. 24	大口返還財産の留保地に係る利用方針について (1) これまでの議論の整理 (2) 渉外知事会からの留保地の利用方針に関する要請
財政制度等審議会国有財産分科会第6回不動産部会	H15. 5. 22	大口返還財産の留保地に係る利用方針について (1) 関係地方公共団体への意見照会結果について (2) 大口返還財産の留保地の取扱いに関する答申案の骨子について
財政制度等審議会国有財産分科会第7回不動産部会	H15. 6. 3	1. 米軍基地跡地（大口返還財産留保地）の処分に関する要望について 2. 「大口返還財産の留保地の今後の取扱いについて」報告書（案）
財政制度等審議会国有財産分科会第8回不動産部会	H15. 6. 24	大口返還財産の留保地の今後の取扱いについて
財政制度等審議会第4回国有財産分科会	H15. 6. 24	大口返還財産の留保地の今後の取扱いについて（答申）
財政制度等審議会国有財産分科会第7回株式部会	H16. 3. 11	報告事項 (1) 平成15年度売却実績（NTT、JT自己株式取得）について (2) 今後の自己株式取得における対応について (3) 最近の株式市場の動向について
財政制度等審議会第5回国有財産分科会	H16. 6. 17	報告事項 (1) 政府保有NTT・JT株式の処分について (2) 「大口返還財産の留保地」答申のフォローアップについて (3) 未利用国有地の売却促進の実施状況について (4) 国家公務員宿舍使用料の改定について (5) 国立大学法人等及び独立行政法人国立病院機構の設立に伴う国有財産の承継について

Meetings	Dates	Agenda
Fourth General Meeting of the Fiscal System Council	January 17, 2005	1. Mutual election of the council chairman 2. Rules on proceedings 3. Management policies
Sixth Government Asset Subcommittee of the Fiscal System Council	February 16, 2005	1. Mutual election of the subcommittee chairman 2. Nomination of the deputy subcommittee chairman 3. Explanation about "Desirable state of the government asset system and management and disposal of assets in the future (recommendations)" 4. Establishment of the subgroup on the government asset system 5. Composition of subgroups, the nomination of the subgroup chiefs 6. Management policies of the subcommittee and subgroups 7. Matters for reporting Progress status of the disposal of government-owned shares in NTT and JT
First Government Asset System Subgroup of the Government Asset Subcommittee of the Fiscal System Council	February 28, 2005	1. Future schedules 2. Current status of the government asset system
Second Government Asset System Subgroup of the Government Asset Subcommittee of the Fiscal System Council	March 23, 2005	1.Private-sector utilization of administrative assets 2.Matters for reporting
Third Government Asset System Subgroup of the Government Asset Subcommittee of the Fiscal System Council	April 7, 2005	Promotion of the sales of unused national land, etc.
Fourth Government Asset System Subgroup of the Government Asset Subcommittee of the Fiscal System Council	May 10, 2005	Efficient utilization and improvement of government offices
Fifth Government Asset System Subgroup of the Government Asset Subcommittee of the Fiscal System Council	May 31, 2005	1. Inspection of government assets and provision of information on government assets 2. Matters for reporting
Sixth Government Asset System Subgroup of the Government Asset Subcommittee of the Fiscal System Council	June 20, 2005	1. System of housing for national government employees 2. System of in-kind tax payment 3. Overseas cases of free-of-charge transfer and lease of government assets to local government bodies 4. Status of access to the government asset information disclosure system
Seventh Government Asset System Subgroup of the Government Asset Subcommittee of the Fiscal System Council	July 26, 2005	1. Promotion of the sales of unused national land, etc. 2. Monetary standard for Diet decisions 3. Matters for reporting
Eighth Government Asset System Subgroup of the Government Asset Subcommittee of the Fiscal System Council	August 3, 2005	Private-sector utilization of administrative assets
Ninth Government Asset System Subgroup of the Government Asset Subcommittee of the Fiscal System Council	August 29, 2005	1.Efficient utilization and improvement of government offices, etc. 2.Clarification of viewpoints concerning the efficiency of government asset administration Review of the exercise of supervisory authority over leased government offices, etc. 3.Matters for reporting
Tenth Government Asset System Subgroup of the Government Asset Subcommittee of the Fiscal System Council	September 13, 2005	1. Expansion of the provision of information 2. Review of the method of evaluating government investment 3. Review of preferential measures related to the management and disposal of non-administrative assets 4. Introduction of the account transfer system regarding the leasing fees of government assets 5.Matters for reporting

区 分	開催年月日	議 題
財政制度等審議会第4回総会	H17. 1. 17	1. 会長の互選 2. 議事規則について 3. 運営方針について
財政制度等審議会第6回国有財産分科会	H17. 2. 16	1. 分科会長の互選 2. 分科会長代理の指名 3. 「今後の国有財産の制度及び管理処分のあり方について（諮問）」の説明 4. 国有財産制度部会の設置 5. 各部会の構成、部会長の指名等 6. 分科会、部会の運営方針 7. 報告事項 政府保有NTT・JT株式の処分状況
財政制度等審議会国有財産分科会第1回国有財産制度部会	H17. 2. 28	1. 今後のスケジュール 2. 国有財産制度の現状
財政制度等審議会国有財産分科会第2回国有財産制度部会	H17. 3. 23	1. 行政財産の民間利用 2. 報告事項
財政制度等審議会国有財産分科会第3回国有財産制度部会	H17. 4. 7	未利用国有地等の売却促進
財政制度等審議会国有財産分科会第4回国有財産制度部会	H17. 5. 10	庁舎の効率的な使用と整備
財政制度等審議会国有財産分科会第5回国有財産制度部会	H17. 5. 31	1. 国有財産の監査及び情報提供等 2. 報告事項
財政制度等審議会国有財産分科会第6回国有財産制度部会	H17. 6. 20	1. 国家公務員宿舎制度 2. 物納制度 3. 諸外国における地方公共団体への無償譲渡・無償貸付 4. 国有財産情報公開システムへのアクセス状況
財政制度等審議会国有財産分科会第7回国有財産制度部会	H17. 7. 26	1. 未利用国有地等の売却促進 2. 国会議決の金額基準 3. 報告事項
財政制度等審議会国有財産分科会第8回国有財産制度部会	H17. 8. 3	行政財産の民間利用
財政制度等審議会国有財産分科会第9回国有財産制度部会	H17. 8. 29	1. 庁舎等の効率的な使用と整備 2. 国有財産行政における効率性の視点の明確化 借受庁舎等に対する総務権行使の見直し 3. 報告事項
財政制度等審議会国有財産分科会第10回国有財産制度部会	H17. 9. 13	1. 情報提供の拡充 2. 政府出資の評価方法の見直し 3. 普通財産の管理処分に関する優遇措置の見直し 4. 国有財産貸付料等に係る口座振替制度の導入 5. 報告事項

Meetings	Dates	Agenda
The 11th Government Asset System Subgroup of the Government Asset Subcommittee of the Fiscal System Council	October 4, 2005	1.Desirable status of the government asset system and the management and disposal of assets-- Reform toward Emphasis on Efficiency--interim report (draft) 2.Matters for reporting with regard to recent government asset administration
12th Government Asset System Subgroup of the Government Asset Subcommittee of the Fiscal System Council	October 25, 2005	Desirable status of the government asset system and the management and disposal of assets-- Reform toward Emphasis on Efficiency--interim report (draft)
Seventh Government Asset Subcommittee of the Fiscal System Council	November 8, 2005	1.Desirable status of the government asset system and the management and disposal of assets-- Reform toward Emphasis on Efficiency--(interim recommendations) 2.Matters for reporting The progress status of the disposal of government-owned shares in NTT and JT
13th Government Asset System Subgroup of the Government Asset Subcommittee of the Fiscal System Council	November 22, 2005	1. Inspection of government assets 2. Introduction of quantitative analysis methods such as cost analysis 3. Leasing of government assets, etc. 4. Administration of housing for national government employees 5. Report on recent government asset administration
14th Government Asset System Subgroup of the Government Asset Subcommittee of the Fiscal System Council	December 13, 2005	1. Efficient utilization of housing for national government employees and improvement in management 2. Actual utilization status of private-sector offices 3. Cost comparison of ownership and leasing 4. Report on recent government asset administration 5. Desirable status of the government asset system and the management and disposal of assets-- Reform toward Emphasis on Efficiency--report (draft)
15th Government Asset System Subgroup of the Government Asset Subcommittee of the Fiscal System Council	January 18, 2006	1.Report on recent government asset administration 2.Desirable status of the government asset system and the management and disposal of assets-- Reform toward Emphasis on Efficiency--report (draft) 3.Report on decisions concerning matters for investigation and deliberation by the subgroup
Eighth Government Asset Subcommittee of the Fiscal System Council	January 18, 2006	1.Report on recent government asset administration 2.Desirable status of the government asset system and the management and disposal of assets-- Reform toward Emphasis on Efficiency--(recommendations) 3.Decisions concerning matters for investigation and deliberations referred to subgroups
Fifth General Meeting of the Fiscal System Council	February 7, 2006	1. Mutual election of the council chairman 2. Immediate tasks for each subcommittee, etc.
Ninth Real Estate Subgroup of the Government Asset Subcommittee of the Fiscal System Council	June 15, 2006	1. Use adjustment of government offices, etc. 2. Special Government Asset Consolidation Plan
Ninth Government Asset Subcommittee of the Fiscal System Council	June 15, 2006	1.Revision of the National Government Asset Act, etc. 2.Results of a study by the expert panel on the relocation of housing for national government employees and the utilization of vacated sites 3.Special Government Asset Consolidation Plan
Eighth Stock Subgroup of the Government Asset Subcommittee of the Fiscal System Council	November 24, 2006	1. Contents of consultations 2. Privatization of the alcoholic business 3. Disposal of shares in Japan Alcohol Corporation (recommendations)
Tenth Real Estate Subgroup of the Government Asset Subcommittee of the Fiscal System Council	December 12, 2006	1. Plan for use adjustment of government offices, etc. 2. Recent government asset administration

区 分	開催年月日	議 題
財政制度等審議会国有財産分科会第11回国有財産制度部会	H17. 10. 4	1. 今後の国有財産の制度及び管理処分のあり方について一効率性重視に向けた改革－中間報告書（素案） 2. 最近の国有財産行政に関する報告事項
財政制度等審議会国有財産分科会第12回国有財産制度部会	H17. 10. 25	今後の国有財産の制度及び管理処分のあり方について一効率性重視に向けた改革－中間報告書（案）
財政制度等審議会第7回国有財産分科会	H17. 11. 8	1. 今後の国有財産の制度及び管理処分のあり方について一効率性重視に向けた改革－（中間答申） 2. 報告事項 政府保有NTT・JT株式の処分状況
財政制度等審議会国有財産分科会第13回国有財産制度部会	H17. 11. 22	1. 国有財産の監査 2. コスト分析等定量的分析手法の導入 3. 行政財産の貸付等 4. 国家公務員宿舎行政 5. 最近の国有財産行政に関する報告
財政制度等審議会国有財産分科会第14回国有財産制度部会	H17. 12. 13	1. 国家公務員宿舎の効率的使用と運用の改善 2. 民間のオフィスの使用実態 3. 保有と賃借のコスト比較 4. 最近の国有財産行政に関する報告 5. 今後の国有財産の制度及び管理処分のあり方について一効率性重視に向けた改革－報告書（案）
財政制度等審議会国有財産分科会第15回国有財産制度部会	H18. 1. 18	1. 最近の国有財産行政に関する報告 2. 今後の国有財産の制度及び管理処分のあり方について一効率性重視に向けた改革－報告書（案） 3. 部会の調査審議事項の議決についての報告
財政制度等審議会第8回国有財産分科会	H18. 1. 18	1. 最近の国有財産行政に関する報告 2. 今後の国有財産の制度及び管理処分のあり方について一効率性重視に向けた改革－（答申） 3. 部会に付託された調査審議事項の議決について
財政制度等審議会第5回総会	H18. 2. 7	1. 会長互選 2. 各分科会の当面の課題等について
財政制度等審議会国有財産分科会第9回不動産部会	H18. 6. 15	1. 庁舎等の使用調整について 2. 特定国有財産整備計画について
財政制度等審議会第9回国有財産分科会	H18. 6. 15	1. 国有財産法等の改正について 2. 国家公務員宿舎の移転・跡地利用に関する有識者会議における検討結果について 3. 特定国有財産整備計画について
財政制度等審議会国有財産分科会第8回株式部会	H18. 11. 24	1. 諮問内容について 2. アルコール事業の民営化について 3. 日本アルコール産業株式会社の株式の処分について（答申）
財政制度等審議会国有財産分科会第10回不動産部会	H18. 12. 12	1. 庁舎等使用調整計画について 2. 最近の国有財産行政について

Meetings	Dates	Agenda
Sixth General Meeting of the Fiscal System Council	January 16, 2007	1. Mutual election of the council chairman 2. Rules on proceedings 3. Management policies
Tenth Government Asset Subcommittee of the Fiscal System Council	March 2, 2007	1. Mutual election of the subcommittee 2. Nomination of the deputy subcommittee chairman 3. Composition of each subgroup, nomination of the subgroup chiefs, etc. 4. Management policies of the subcommittee and subgroups 5. Matters for reporting from the secretariat (1) Progress status of study on the reform of assets and liabilities (2) Implementation status of matters included in recommendations (3) Status of deliberations at the real estate and stock subgroups ・ Plan for use adjustment of the Central Joint Building No. 4 and the Nagatacho Joint Building ・ Disposal of shares in Japan Alcohol Corporation (4) Submission of a bill related to special accounts
11th Real Estate Subgroup of the Government Asset Subcommittee of the Fiscal System Council	June 19, 2007	Plan for use adjustment of government offices, etc.
Ninth Stock Subgroup of the Government Asset Subcommittee of the Fiscal System Council	October 16, 2007	1. Outlook on future sales of government-owned shares, etc. 2. Japan Post Holdings Co., Ltd. 3. Sales of shares in Japan Alcohol Corporation
12th Real Estate Subgroup of the Government Asset Subcommittee of the Fiscal System Council	March 18, 2008	Plan for use adjustment of government offices, etc.
13th Real Estate Subgroup of the Government Asset Subcommittee of the Fiscal System Council	June 26, 2008	Plan for use adjustment of government offices, etc.
11th Government Asset Subcommittee of the Fiscal System Council	June 26, 2008	1. Plan for utilization of reserve land included in large-lot returned properties 2. Status of deliberations in each subgroup 3. Issues in government asset administration 4. Report of the study/follow-up expert panel on the effective utilization of government assets
Seventh General Meeting of the Fiscal System Council	January 15, 2009	1. Mutual election of the council chairman 2. Agenda rules 3. Operating policy
12th Stock Subgroup of the Government Asset Subcommittee of the Fiscal System Council	February 25, 2009	1. Mutual election of the subgroup chairman 2. Appointment of the deputy subcommittee chairman 3. Composition of each subgroup, nomination of the subgroup chiefs, etc. 4. Management policies of the subcommittee and subgroups 5. Matters for reporting from the secretariat (1) Various measures to promote the sale of government assets (2) Emergency support for those who separated from employment using government employee housing units
Tenth Stock Subgroup of the Government Asset Subcommittee of the Fiscal System Council	February 25, 2009	Present status of the government's stock holdings
14th Real Estate Subgroup of the Government Asset Subcommittee of the Fiscal System Council	June 18, 2009	Plan for use adjustment of government offices, etc.

区 分	開催年月日	議 題
財政制度等審議会第6回総会	H19. 1. 16	1. 会長の互選 2. 議事規則について 3. 運営方針等について
財政制度等審議会第10回国有財産分科会	H19. 3. 2	1. 分科会長の互選 2. 分科会長代理の指名 3. 各部会の構成、部会長の指名等 4. 分科会、部会の運営方針 5. 事務局からの報告事項 (1) 資産債務改革の検討状況 (2) 答申に盛り込まれた事項の実施状況 (3) 不動産部会及び株式部会における審議状況 ・ 中央合同庁舎第4号館及び永田町合同庁舎に係る庁舎等使用調整計画等について ・ 日本アルコール産業株式会社の株式の処分について (4) 特別会計に関する法律案の提出について
財政制度等審議会国有財産分科会第11回不動産部会	H19. 6. 19	庁舎等の使用調整計画について
財政制度等審議会国有財産分科会第9回株式部会	H19. 10. 16	1. 今後の政府保有株式の売却見込み等 2. 日本郵政株式会社について 3. 日本アルコール産業株式会社の株式売却について
財政制度等審議会国有財産分科会第12回不動産部会	H20. 3. 18	庁舎等の使用調整計画について
財政制度等審議会国有財産分科会第13回不動産部会	H20. 6. 26	庁舎等の使用調整計画について
財政制度等審議会第11回国有財産分科会	H20. 6. 26	1. 大口返還財産の留保地等の利用計画 2. 各部会における審議状況 3. 国有財産行政における諸課題 4. 国有財産の有効活用に関する検討・フォローアップ有識者会議報告書について
財政制度等審議会第7回総会	H21. 1. 15	1. 会長の互選 2. 議事規則について 3. 運営方針等について
財政制度等審議会第12回国有財産分科会	H21. 2. 25	1. 分科会長の互選 2. 分科会長代理の指名 3. 各部会の構成、部会長の指名等 4. 分科会、部会の運営方針 5. 事務局からの報告事項 (1) 国有財産の売却促進のための各種方策等について (2) 国家公務員宿舎を活用した離職者への緊急的支援について
財政制度等審議会国有財産分科会第10回株式部会	H21. 2. 25	政府保有株式を取り巻く現状について
財政制度等審議会国有財産分科会第14回不動産部会	H21. 6. 18	庁舎等の使用調整計画について

Meetings	Dates	Agenda
15th Real Estate Subgroup of the Government Asset Subcommittee of the Fiscal System Council 16th Government Asset Subcommittee of the Fiscal System Council	June 18, 2009	1.Implementation of the government offices and housing units transfer and relocation plan 2.Other (Kasumigaseki Low Carbon Society)
Eighth General Meeting of the Fiscal System Council	April 26, 2010	Mutual election of the council chairman
13th Meeting of the Government Asset Subcommittee of the Fiscal System Council 16th Real Estate Subgroup Meeting Joint Conference	June 25, 2010	1. Office building use coordinating plan 2. Explanation by the secretariat (1) Current status of the administration of government assets (Effective use of government assets in conjunction with the New Growth Strategy) (2) Current situation in which stocks are held by the government
14th Meeting of the Government Asset Subcommittee of the Fiscal System Council	December 9, 2010	Matters reported Current status of the administration of government assets (1) Changes in, and the current value of government assets in fiscal 2009 (2) Audit of government assets (3) Follow-up on the effective use of government assets in conjunction with the New Growth Strategy. (4) PRE (public real estate) strategy in the administration of government assets
Ninth General Meeting of the Fiscal System Council	January 17, 2011	1. Mutual election of the council chairman 2. Meeting proceedings 3. Operating policy
15th Meeting of the Government Asset Subcommittee of the Fiscal System Council	January 17, 2011	1. Mutual election of the subcommittee chairman 2. Nomination of the deputy subcommittee chairman 3. Operating policy of the subcommittee 4. Matters explained by the secretariat Current status of the administration of government assets
16th Meeting of the Government Asset Subcommittee of the Fiscal System Council	June 28, 2011	1.Plan for adjustment of use of government offices, etc. 2.Explanation from the bureau Current situation of government asset administration (1) Response to the Great East Japan Earthquake (2) Follow-up for effective use of government asset (PRE strategy), etc.
17th Meeting of the Government Asset Subcommittee of the Fiscal System Council	January 27, 2012	1. Plan for adjustment of use of government offices, etc. 2. Explanation by the bureau (1) Results of inspections of government assets (2) Current status of the administration of government assets
18th Meeting of the Government Asset Subcommittee of the Fiscal System Council	May 18, 2012	Disposal of JT stocks owned by the government (1) Circumstances surrounding the stocks of Japan Tobacco Inc. (2) Matters to be discussed by the council with regard to past disposal of JT stocks (3) Policy concerning the disposal of JT stocks ("One half or greater" → "Greater than one third") (4) Request for review by the lead securities firm with regard to the fourth issuance of JT stocks
19th Meeting of the Government Asset Subcommittee of the Fiscal System Council	September 11, 2012	1. Review of the method for comparing costs relating to the national public officers' housing 2. Plan for adjustment of use of government offices, etc. 3. Explanation from the bureau (1) Current status of the administration of government assets (2) Progress of the review, improvement, etc. of sell-out methods (3) Results of the inspections of government assets conducted in FY2011

区 分	開催年月日	議 題
財政制度等審議会国有財産分科会第15回不動産部会、第16回国有財産制度部会合同会議	H21. 6. 18	1. 庁舎・宿舍の移転・再配置計画の実行状況について 2. その他（霞が関低炭素社会について）
財政制度等審議会第8回総会	H22. 4. 26	会長の互選
財政制度等審議会第13回国有財産分科会、第16回不動産部会合同会議	H22. 6. 25	1. 庁舎等の使用調整計画について 2. 事務局からの説明 (1) 国有財産行政の現状について（新成長戦略における国有財産の有効活用について等） (2) 政府保有株式を取り巻く状況について
財政制度等審議会第14回国有財産分科会	H22. 12. 9	報告事項 国有財産行政の現状について (1) 平成21年度国有財産増減及び現在額 (2) 国有財産に係る監査 (3) 「新成長戦略における国有財産の有効活用について」のフォローアップ (4) 国有財産行政におけるPRE戦略
財政制度等審議会第9回総会	H23. 1. 17	1. 会長の互選 2. 議事規則について 3. 運営方針等について
財政制度等審議会第15回国有財産分科会	H23. 1. 17	1. 分科会長の選任 2. 分科会長代理の指名 3. 分科会の運営方針 4. 事務局からの説明事項 国有財産行政の現状について
財政制度等審議会第16回国有財産分科会	H23. 6. 28	1. 庁舎等使用調整計画について 2. 事務局からの説明 国有財産行政の現状について (1) 東日本大震災への対応 (2) 国有財産の有効活用等(PRE戦略)についてのフォローアップ
財政制度等審議会第17回国有財産分科会	H24. 1. 27	1. 庁舎等使用調整計画について 2. 事務局からの説明 (1) 国有財産監査の結果について (2) 国有財産行政の現状について
財政制度等審議会第18回国有財産分科会	H24. 5. 18	政府保有JT株式の処分について (1) 日本たばこ産業株式会社株式を取り巻く状況 (2) 過去のJT株式の処分に係る審議会付議状況 (3) JT株式（「2分の1以上」⇒「3分の1超」）の処分方針 (4) JT株式の第4次売出しに係る主幹事証券会社審査要領
財政制度等審議会第19回国有財産分科会	H24. 9. 11	1. 国家公務員宿舎に係るコスト比較手法の見直しについて 2. 庁舎等使用調整計画について 3. 事務局からの説明 (1) 国有財産行政の現状について (2) 売却手法の検証・改善等の検討状況について (3) 平成23年度国有財産監査の結果について

Meetings	Dates	Agenda
Tenth General Meeting of the Fiscal System Council	January 8, 2013	1. Mutual election of the council chairman 2. Rules on proceedings 3. Management policies
20th Meeting of the Government Asset Subcommittee of the Fiscal System Council	February 19, 2013	1. Election of the subcommittee chairman 2. Nomination of the deputy subcommittee chairman 3. Operating policy of the subcommittee 4. Explanation by the secretariat The outcomes of case-by-case studies through cost comparisons and a review of rents in accordance with the plan to cut down on housing for national government employees (announced on December 1, 2011)
21st Meeting of the Government Asset Subcommittee of the Fiscal System Council	June 6, 2013	1. Plan for adjustment of use of government offices, etc. 2. Explanation by the secretariat (1) Current status of the administration of government assets (2) Results of the inspections of government assets conducted in FY2012
22nd Meeting of the Government Asset Subcommittee of the Fiscal System Council	February 4, 2014	1. Nomination of the deputy subcommittee chairman 2. Explanation by the secretariat (1) Following-up of the plan to cut down on housing for national government employees (2) Review of rent of housing for national government employees (3) Recent administration of government assets
23rd Meeting of the Government Asset Subcommittee of the Fiscal System Council	April 14, 2014	1. How to proceed with deliberations at the subcommittee 2. Explanation by the secretariat (1) Situation regarding Japan Post Holdings (2) Sale of shares held by the government (3) Standard to select the lead managing securities company 3. Hearing from Japan Post Holdings Co., Ltd.
24th Meeting of the Government Asset Subcommittee of the Fiscal System Council	April 24, 2014	1. Adjustment plan for use of government offices 2. Hearing from those concerned in the securities market (1) Japan Securities Dealers Association (2) Nomura Securities Co., Ltd. (3) Tokyo Stock Exchange, Inc.
25th Meeting of the Government Asset Subcommittee of the Fiscal System Council	May 15, 2014	Disposal of Japan Post Holdings shares (plan)
26th Meeting of the Government Asset Subcommittee of the Fiscal System Council	June 5, 2014	1. Disposal of Japan Post Holdings shares 2. Adjustment plan for use of government offices 3. Explanation by the secretariat (1) Recent administration of government assets (2) Result of FY 2013 inspection of government assets
27th Meeting of the Government Asset Subcommittee of the Fiscal System Council	August 4-6, 2014	Examination procedures for lead managing securities company with regard to initial public offering of Japan Post Holdings shares
11th General Meeting of the Fiscal System Council	January 23, 2015	1. Mutual election of the council chairman 2. Rules on proceedings 3. Management policies

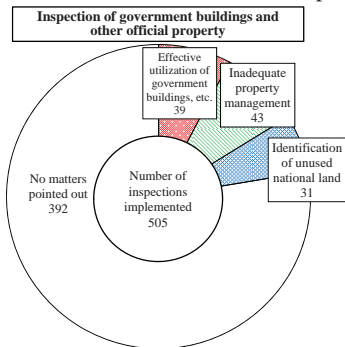
区 分	開催年月日	議 題
財政制度等審議会第10回総会	H25. 1. 8	1. 会長の互選 2. 議事規則について 3. 運営方針等について
財政制度等審議会第20回国有財産分科会	H25. 2. 19	1. 分科会長の選任 2. 分科会長代理の指名 3. 分科会の運営方針 4. 事務局からの説明 「国家公務員宿舎の削減計画」（平成23年12月1日公表）に基づくコスト比較等による個別検討結果及び宿舎使用料の見直しについて
財政制度等審議会第21回国有財産分科会	H25. 6. 6	1. 庁舎等使用調整計画について 2. 事務局からの説明 (1) 国有財産行政の現状について (2) 平成24年度国有財産監査の結果について
財政制度等審議会第22回国有財産分科会	H26. 2. 4	1. 分科会長代理の指名 2. 事務局からの説明 (1) 国家公務員宿舎削減計画のフォローアップについて (2) 国家公務員宿舎使用料の見直しについて (3) 最近の国有財産行政について
財政制度等審議会第23回国有財産分科会	H26. 4. 14	1. 今後の分科会の進め方 2. 事務局からの説明 (1) 日本郵政株式を取り巻く状況 (2) 政府保有株式の売却について (3) 主幹事証券会社の選定基準 3. 日本郵政株式会社からのヒアリング
財政制度等審議会第24回国有財産分科会	H26. 4. 24	1. 庁舎等使用調整計画について 2. 証券市場関係者からのヒアリング (1) 日本証券業協会 (2) 野村證券株式会社 (3) 株式会社東京証券取引所
財政制度等審議会第25回国有財産分科会	H26. 5. 15	日本郵政株式会社の株式の処分について（案）
財政制度等審議会第26回国有財産分科会	H26. 6. 5	1. 日本郵政株式会社の株式の処分について 2. 庁舎等使用調整計画について 3. 事務局からの説明 (1) 最近の国有財産行政について (2) 平成25年度国有財産監査の結果について
財政制度等審議会第27回国有財産分科会	H26. 8. 4 -6	日本郵政株式会社株式の新規公開に係る主幹事証券会社審査要領
財政制度等審議会第11回総会	H27. 1. 23	1. 会長の互選 2. 議事規則について 3. 運営方針等について

Meetings	Dates	Agenda
28th Meeting of the Government Asset Subcommittee of the Fiscal System Council	February 12, 2015	1. Election of the subcommittee chairman 2. Nomination of the deputy subcommittee chairman 3. Operating policy of the subcommittee 4. Disposal of shares of Nippon Automated Cargo and Port Consolidated System, Inc. 5. Following-up of the plan to cut down on housing for national government employees 6. Current status of the administration of government assets
29th Meeting of the Government Asset Subcommittee of the Fiscal System Council	June 15, 2015	1. Management and disposal of government assets located in 2-chome, Otemachi, Chiyoda-ku 2. Adjustment plan for use of government buildings 3. Result of FY 2014 inspection of government assets 4. Development of discussion on the disposal of JP Holdings shares
30th Meeting of the Government Asset Subcommittee of the Fiscal System Council	November 24, 2015	1. Use of national land for the development of long-term care facilities 2. Explanation by the secretariat (1) Listing of JP Holdings shares (2) Disposal of shares of Nippon Automated Cargo and Port Consolidated System, Inc.
31st Meeting of the Government Asset Subcommittee of the Fiscal System Council	February 10, 2016	1. Adjustment plan for use of government buildings 2. Following-up of the plan to cut down on housing for national government employees 3. Explanation by the secretariat (1) Rise in the rent of housing for national government employees from April 2016 (2) Recent administration of government assets
32nd Meeting of the Government Asset Subcommittee of the Fiscal System Council	May 17, 2016	1. Response to the Kumamoto Earthquake 2. Effective utilization of national land to realize a society in which all citizens are dynamically engaged 3. Result of FY2015 inspection of government assets 4. Sale of shares of Nippon Automated Cargo and Port Consolidated System, Inc. (NACCS) 5. Response to general meetings of shareholders
33rd Meeting of the Government Asset Subcommittee of the Fiscal System Council	January 16, 2017	Recent administration of government assets

区 分	開催年月日	議 題
財政制度等審議会第28回国有財産分科会	H27. 2. 12	1. 分科会長の選任 2. 分科会長代理の指名 3. 分科会の運営方針 4. 輸出入・港湾関連情報処理センター株式会社の株式の処分について 5. 国家公務員宿舎削減計画のフォローアップについて 6. 国有財産行政の現状について
財政制度等審議会第29回国有財産分科会	H27. 6. 15	1. 千代田区大手町二丁目に所在する国有財産の管理処分について 2. 庁舎等使用調整計画について 3. 平成26年度国有財産監査の結果について 4. 日本郵政株式会社の株式の処分に係る検討経緯について
財政制度等審議会第30回国有財産分科会	H27. 11. 24	1. 介護施設整備に係る国有地活用について 2. 事務局からの説明 (1) 日本郵政株式会社の株式上場について (2) 輸出入・港湾関連情報処理センター株式会社の株式の処分について
財政制度等審議会第31回国有財産分科会	H28. 2. 10	1. 庁舎等使用調整計画について 2. 国家公務員宿舎削減計画のフォローアップについて 3. 事務局からの説明 (1) 平成28年4月以降の国家公務員宿舎使用料の引上げについて (2) 最近の国有財産行政について
財政制度等審議会第32回国有財産分科会	H28. 5. 17	1. 熊本地震への対応について 2. 一億総活躍社会の実現に向けた国有地の有効活用について 3. 平成27年度国有財産監査の結果について 4. 輸出入・港湾関連情報処理センター株式会社（NACCSセンター）株式の売却について 5. 株主総会への対応について
財政制度等審議会第33回国有財産分科会	H29. 1. 16	最近の国有財産行政について

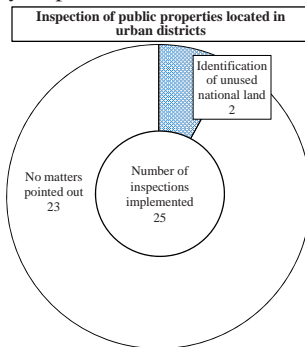
Table 31 Results of the Inspections Conducted in Fiscal 2015 (Matters pointed out)

<Details of matters pointed out, by inspected assets>



Details of matters pointed out	Frequency	Percentage
Effective utilization of government buildings, etc.	39	(34.5%)
Effective utilization of surplus area, etc.	39	(34.5%)
Inadequate property management	43	(38.1%)
Inadequate entry in Government Asset Register	4	(3.5%)
Elimination of leases	39	(34.5%)
Identification of unused national land	31	(27.4%)
Requiring examination of function transfer	11	(9.7%)
Low use	16	(14.2%)
No use	4	(3.5%)
Matters pointed out	113	22.4%
No matters pointed out	392	77.6%
Total	505	100.0%

* Figures in parentheses () indicate percentage of all properties with matters pointed out

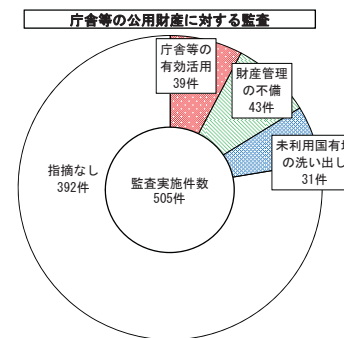


Details of matters pointed out	Frequency	Percentage
Identification of unused national land	2	(100.0%)
Unused	2	(100.0%)
Matters pointed out	2	8.0%
No matters pointed out	23	92.0%
Total	25	100.0%

* Figures in parentheses () indicate percentage of all properties with matters pointed out

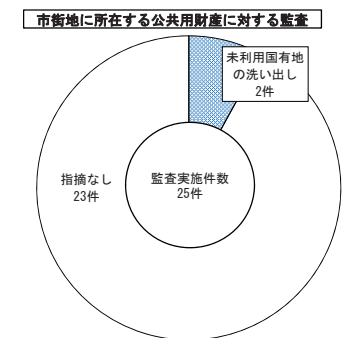
第31表 平成27年度監査結果（指摘内容）

《 監査対象財産別指摘内容 》



指摘内容	件数	割合
庁舎等の有効活用	39	(34.5%)
余剰面積等の有効活用	39	(34.5%)
財産管理の不備	43	(38.1%)
国有財産台帳の記載不備	4	(3.5%)
借受解消	39	(34.5%)
未利用国有地の洗い出し	31	(27.4%)
機能移転の検討が必要	11	(9.7%)
低利用	16	(14.2%)
未利用	4	(3.5%)
指摘あり	113	22.4%
指摘なし	392	77.6%
合計	505	100.0%

※ () の数値は、「指摘あり」に対する割合



指摘内容	件数	割合
未利用国有地の洗い出し	2	(100.0%)
未利用	2	(100.0%)
指摘あり	2	8.0%
指摘なし	23	92.0%
合計	25	100.0%

※ () の数値は、「指摘あり」に対する割合

Table 32 Current Status of Non-Administrative Assets
under the Jurisdiction of Ministries and Agencies (Unused National Land)

(Unit: cases, thousand m², 100 million yen)

Division	Assets owned as of the previous fiscal year	Changes in fiscal 2015			Assets owned as of the end of fiscal 2015
		Newly generated assets	Assets disposed of (Note 1)	Others (Note 2)	
No. of cases	1,200	117	348	△11	958
Area	2,197	627	562	△188	2,075
Register Value	372	333	91	43	658

(Note 1) "Disposal" indicates a decrease in assets due to sales through general competitive bidding or other reasons including beneficial transfer and acceptance by a local finance bureau, etc.

(Note 2) "Others" indicates an increase/decrease due to such reasons as revision of values on the government asset register or actual measurement.

(Note 3) The total does not agree because figures less than the unit are rounded down.

第32表 各省各庁所管普通財産（未利用国有地）の状況

(単位 件、千㎡、億円)

区 分	前年度末の 保有財産	平成27年度の変動状況			平成27年度末の 保有財産
		新規発生財産	処分等（注1）	その他（注2）	
件 数	1,200	117	348	△11	958
面 積	2,197	627	562	△188	2,075
台 帳 価 格	372	333	91	43	658

(注1) 「処分等」とは、一般競争入札等による売却のほか、譲与、財務局等へ引継等の事由による減を示している。

(注2) 「その他」とは、国有財産台帳価格改定、実測等の事由による増減を示している。

(注3) 単位未満を切り捨てているため、計において一致しない場合がある。

Table 33 Current Conditions Regarding the Disclosure of Information on Government Assets

(1) Public Announcement/Reporting

Item (Relevant Law)	Method of Public Announcement	Information Contained	Timing of Public Announcement
Report on changes in value and current value of government assets (Article 34 of the National Government Asset Act)	National Diet (report)	Quantity and registered value by category (land and buildings, etc.)	Once a year: November
Statement on the preconditions for the free leasing of government assets (Article 37 of the National Government Asset Act)	National Diet (report)	Quantity and registered value by category (land and buildings, etc.)	Once a year: November
Statement on estimated current value of government assets (Article 28 of the Finance Act)	National Diet (submission)	Quantity and registered value by category (land and buildings, etc.)	Once a year: January
Current value of government assets (Article 46 of the Finance Act)	Official Gazette (report)	Quantity and registered value by category (land and buildings, etc.)	Once a year: April

(2) Information Services (PR)

1) Regular Publications

Item	Information Contained	Timing of Public Announcement
Ministry of Finance Statistics Monthly: "Special Issue on Government Assets"	Outline of government assets, end-of-the-fiscal-year current value of government assets and changes in the value of government assets for every fiscal year, government investment, statistics on administrative assets, statistics on non-administrative assets	Once a year: March

2) Website of the Ministry of Finance (the page concerning "Government assets")

Item	Information Contained	Timing of Public Announcement
Results of inspections of government assets, etc.	Results of inspections of government assets, current status of non-administrative assets (unused national land)	As need arises
Information on the sale of government assets (linked with websites of Local Finance Bureaus)	Information on the assets to be offered for bidding, bidding asset information and bid opening results, sale results, information on acceptance of request for asset acquisition for official and public purposes, information on temporary use, etc.	As need arises
Case data of national patent rights	Registration No., title and duration of the intellectual property rights (patent rights, copyrights, trademark rights, utility model rights and design rights) belonging to the government	Once a year: November
Government-held Shares	Outline of shares held by the government	As need arises
Topics and press releases, etc.	Press releases concerning government assets	As need arises
Related materials and data	Government asset statistics and information reported at the Diet	As need arises
Government Asset Subcommittee, Fiscal System Council	Reports, press releases, summary of proceeding, etc.	As need arises
Government Asset Report	Outline of government assets, and the latest government asset administration	Once a year: June
What Do You Know about Government Assets?	Basic knowledge of government assets, effective use of government assets, purchase methods, etc.	Once a year: December
Ministry of Finance Statistics Monthly "Special Issue on Government Assets"	Outline of government assets, current amount of government assets at the end of fiscal year and increase/decrease between fiscal years, government investment situations, administrative assets statistics, non-administrative assets statistics, etc.	Once a year: March
Statutes and directives concerning government assets	Instructions and directives concerning government assets	As need arises

(3) Government Asset Information Disclosure System

Item	Information Contained	Timing of Public Announcement	
Purchase of government assets	Government assets sale information	Location, quantity, legal restrictions, transportation, nearest station, etc., of the properties offered for general competitive bidding by Local Finance Bureaus and those that can be immediately purchased	As need arises
	Other sale information	Sale information on public assets held by local governments and government assets held by ministries and agencies, etc.	As need arises
	E-mail newsletter on government asset information	Properties offered for bidding by local finance bureaus and their bid opening results, information on start of acceptance of request for property acquisition for official and public purposes, information on temporary leases, information on fixed-term leases of land for business and other important notices on government assets	As need arises
Survey of government assets	Case data of government assets	Location, quantity and price on register, legal restrictions, statutory floor-area ratio, map data, etc., for each case are provided by account, etc.	Once a year: November
Lease of government assets	Information on properties that can be leased	Location and quantity of properties that can be leased by fixed-term lease for business or used tentatively (temporary lease) (links to the websites of local finance bureaus)	As need arises

(Note) The timing of public announcement indicated in this table is as generally scheduled for each year.

第33表 国有財産に関する情報提供の現状

(1)公表・報告

区分(根拠法令)	公表方法	情報内容	公表等時期
国有財産増減及び現在額総計算書及び同説明書(国有財産法第34条)	国会(報告)	区分(土地、建物等)毎の数量、台帳価格	年1回 11月
国有財産無償貸付状況総計算書及び同説明書(国有財産法第37条)	国会(報告)	区分(土地、建物等)毎の数量、台帳価格	年1回 11月
国有財産現在高及び国有財産見込現在高に関する調書(財政法第28条)	国会(提出)	区分(土地、建物等)毎の数量、台帳価格	年1回 1月
国有財産の現在高(財政法第46条)	官報掲載(報告)	区分(土地、建物等)毎の数量、台帳価格	年1回 4月

(2)情報提供(PR)

①定期刊行物

区分	情報内容	公表等時期
財政金融統計月報「国有財産特集」	国有財産の概要、国有財産の年度未現在額及び毎会計年度間の増減額、政府出資等の状況、行政財産統計、普通財産統計等	年1回 3月

②財務省ホームページ(「国有財産」のページ)

区分	情報内容	公表等時期
国有財産監査の結果等	国有財産監査の結果、普通財産(未利用国有地)の状況	随時
国有財産の売却情報(各財務局のホームページへリンク)	今後入札を予定している物件情報、入札物件情報と開札結果、その売却結果、公用・公共用の取得等要望の受付情報、暫定活用に関する情報等	随時
国有特許権等一件別情報	国に帰属している知的財産権(特許権、著作権、商標権、実用新案権、意匠権)の登録番号、名称、存続期間等	年1回 11月
政府保有株式	政府保有株式の概要	随時
トピックス・報道発表等	国有財産に関する各種報道発表資料等	随時
関連資料・データ	国有財産統計、国会に報告している情報	随時
財政制度等審議会国有財産分科会等	答申・報告書等、報道発表、議事要旨等	随時
国有財産レポート	国有財産の概要、最近の国有財産行政	年1回 6月
ご存知ですか? 国有財産	国有財産の基礎知識、国有財産の有効活用、購入方法等	年1回 12月
財政金融統計月報「国有財産特集」	国有財産の概要、国有財産の年度未現在額及び毎会計年度間の増減額、政府出資等の状況、行政財産統計、普通財産統計等	年1回 3月
国有財産関係法令・通達	国有財産に関する訓令、通達	随時

③国有財産情報公開システム

区分	情報内容	公表等時期	
国有財産を「買う」	国有財産の売却情報	各財務局等が一般競争入札を行っている物件や即購入が可能な物件の所在地、数量、法令上の制限、交通機関、最寄駅等	随時
	その他の売却情報	地方公共団体所有の公有財産や各省各庁所有の国有財産の売却情報等	随時
	国有財産物件情報メールマガジン	各財務局等が行っている入札物件及びその開札結果、公用・公共用の取得等要望の受付開始情報、一時貸付に関する情報、事業用定期借地に関する情報、その他国有財産に関する重要なお知らせ	随時
国有財産を「調べる」	国有財産一件別情報	口座等の単位で一件別、所在地、台帳数量、台帳価格、法令上の制限、法定容積率及び地図情報等	年1回 11月
国有財産を「借りる」	貸付可能物件情報	事業用定期借地による貸付や暫定活用(一時貸付)が可能な物件の所在地、数量等(各財務局のホームページへのリンク)	随時

(注)「公表等時期」は例年のおおよその時期である。

Table 33(Reference) Addresses, Telephone Numbers and Websites of Finance Bureaus, etc

Name of the Ministry and Local Finance Bureaus, etc.	Postal code	Address	Telephone (main switchboard)	Website
Ministry of Finance	100-8940	3-1-1 Kasumigaseki, Chiyoda-ku, Tokyo	(03)3581-4111	http://www.mof.go.jp/
Hokkaido Local Finance Bureau	060-8579	Joint Government Bldg. 1, 2 Kita 8 jo Nishi, Kita-ku, Sapporo-shi, Hokkaido	(011)709-2311	http://hokkaido.mof.go.jp/
Tohoku Local Finance Bureau	980-8436	Sendai Joint Government Bldg. B, 3-3-1 Hon-cho, Aoba-ku, Sendai-shi, Miyagi	(022)263-1111	http://tohoku.mof.go.jp/
Kanto Local Finance Bureau	330-9716	Saitama New Urban Center Joint Government Bldg. I, 1-1 Shintoshin, Chuo-ku, Saitama-shi, Saitama	(048)600-1111	http://kantou.mof.go.jp/
Hokuriku Local Finance Bureau	921-8508	Kanazawa Shin-kanda Joint Government Bldg., 4-3-10 Shin-kanda, Kanazawa-shi, Ishikawa	(076)292-7860	http://hokuriku.mof.go.jp/
Tokai Local Finance Bureau	460-8521	3-3-1 Sannomaru, Naka-ku, Nagoya-shi, Aichi	(052)951-1772	http://tokai.mof.go.jp/
Kinki Finance Bureau	540-8550	Osaka Joint Government Bldg. IV, 4-1-76 Otemae, Chuo-ku, Osaka-shi, Osaka	(06)6949-6390	http://kinki.mof.go.jp/
Chugoku Local Finance Bureau	730-8520	Hiroshima Joint Government Bldg. IV, 6-30 Kami-hacchobori, Naka-ku, Hiroshima-shi, Hiroshima	(082)221-9221	http://chugoku.mof.go.jp/
Shikoku Local Finance Bureau	760-8550	26-1, Nakano-cho, Takamatsu-shi, Kagawa	(087)831-2131	http://shikoku.mof.go.jp/
Kyusyu Local Finance Bureau	860-8585	Kumamoto Regional Joint Government Bldg. A, 2-10-1 Kasuga, Nishi-ku, Kumamoto-shi, Kumamoto	(096)353-6351	http://kyusyu.mof.go.jp/
Fukuoka Local Finance Branch Bureau	812-0013	Fukuoka Joint Government Bldg., 2-11-1 Hakataeki-higasi, Hakata-ku, Fukuoka-shi, Fukuoka	(092)411-7281	http://fukuoka.mof.go.jp/
Okinawa General Bureau	900-0006	Naha 2nd Regional Joint Government Bldg. II, 2-1-1 Omoromachi, Naha-shi, Okinawa	(098)866-0091	http://www.ogb.go.jp/zaimu/index.html

Financial offices are established in Prefectures without a financial bureau.

第33表(参考) 財務局等所在地、電話番号及びホームページアドレス

財務本省、財務局等名	郵便番号	所在地	電話番号(代表)	ホームページアドレス
財務省	100-8940	東京都千代田区霞が関3-1-1	(03)3581-4111	http://www.mof.go.jp/
北海道財務局	060-8579	北海道札幌市北区北8条西2丁目 札幌第1合同庁舎	(011)709-2311	http://hokkaido.mof.go.jp/
東北財務局	980-8436	宮城県仙台市青葉区本町3-3-1 仙台合同庁舎B棟	(022)263-1111	http://tohoku.mof.go.jp/
関東財務局	330-9716	埼玉県さいたま市中央区新都心1-1-1 さいたま新都心合同庁舎1号館	(048)600-1111	http://kantou.mof.go.jp/
北陸財務局	921-8508	石川県金沢市新神田4-3-10 金沢新神田合同庁舎	(076)292-7860	http://hokuriku.mof.go.jp/
東海財務局	460-8521	愛知県名古屋市中区三の丸3-3-1	(052)951-1772	http://tokai.mof.go.jp/
近畿財務局	540-8550	大阪府大阪市中央区大手前4-1-76 大阪合同庁舎4号館	(06)6949-6390	http://kinki.mof.go.jp/
中国財務局	730-8520	広島県広島市中区上八丁堀6-30 広島合同庁舎4号館	(082)221-9221	http://chugoku.mof.go.jp/
四国財務局	760-8550	香川県高松市中野町26-1	(087)831-2131	http://shikoku.mof.go.jp/
九州財務局	860-8585	熊本県熊本市西区春日2-10-1 熊本地方合同庁舎A棟	(096)353-6351	http://kyusyu.mof.go.jp/
福岡財務支局	812-0013	福岡県福岡市博多区博多駅東2-11-1 福岡合同庁舎	(092)411-7281	http://fukuoka.mof.go.jp/
沖縄総合事務局財務部	900-0006	沖縄県那覇市おもろまち2-1-1 那覇第2地方合同庁舎2号館	(098)866-0091	http://www.ogb.go.jp/zaimu/index.html

財務局を設置していない都府県には財務事務所を設置している。

Table 34 Trend of Unused National Land

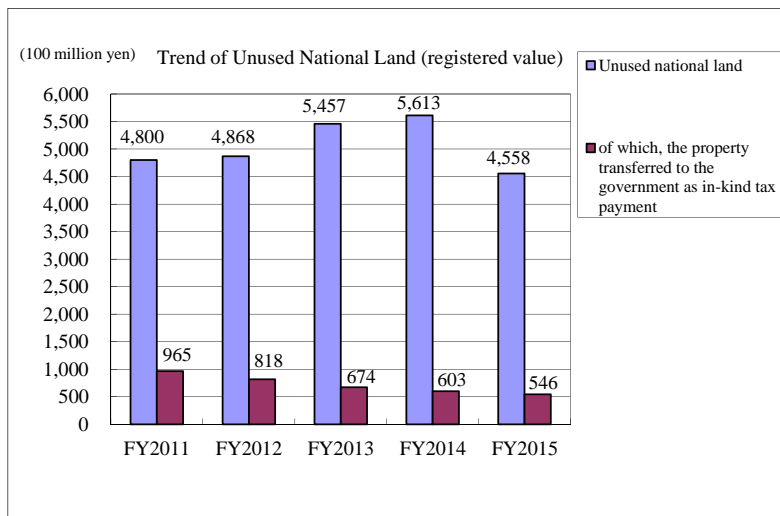
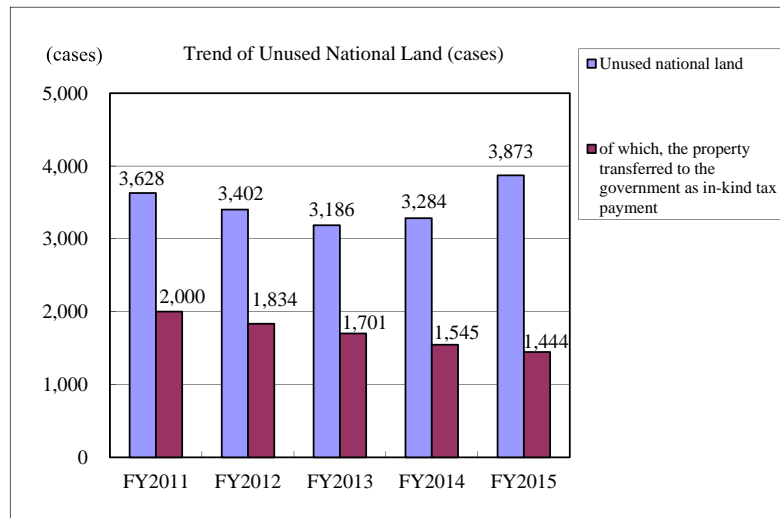


Table 34 Trend of Unused National Land

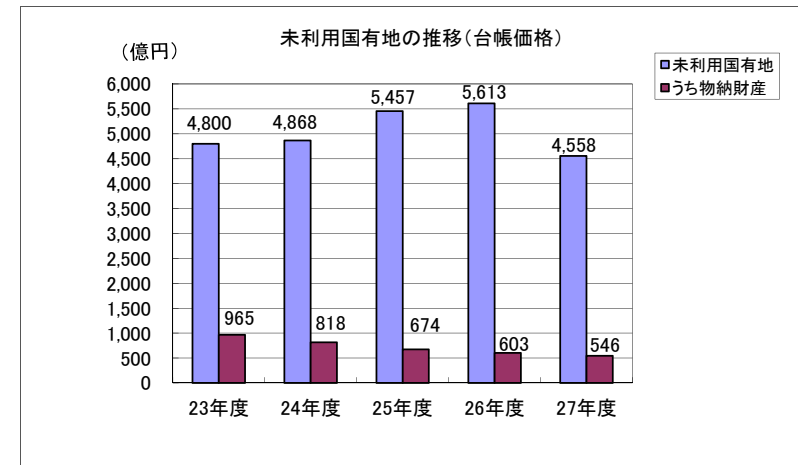
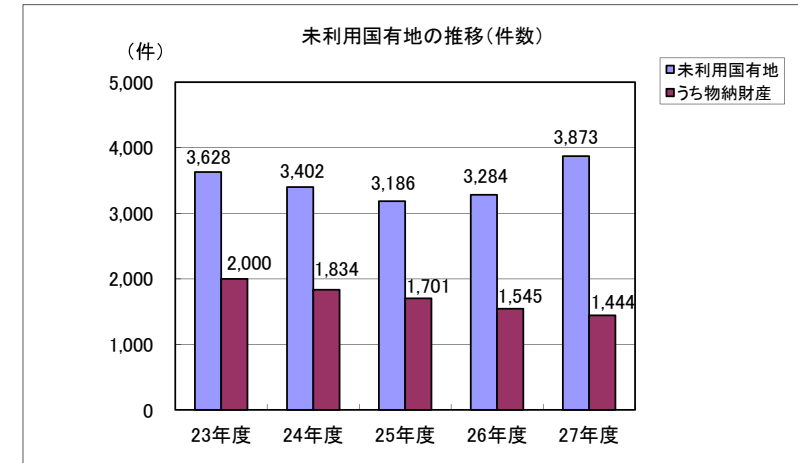


Table 35 Results of Disposal, etc. of Unused National Land

(Unit: cases, thousand m², 100 million yen)

Condition Category	Property in the end of last FY			Changes during the Year (Note 1)									As of the end of FY2015		
	Cases	Areas	Registered value	Appearance property			Disposal property			Increase or decrease due to changes (Note 4)			Cases	Areas	Registered value
				Cases	Areas	Registered value	Cases	Areas	Registered value	Cases	Areas	Registered value			
Properties to be used by local governments, etc. (Note. 2)	263	4,144	1,593	143	433	480	97	192	382	31	42	14	340	4,428	1,707
Properties to be disposed of (Note. 3)	(1,195)	(2,366)	(3,265)										(1,257)	(2,222)	(1,486)
	3,021	4,988	4,020	923	1,742	778	589	972	2,083	178	30	135	3,533	5,788	2,851
Total	3,284	9,133	5,613	1,066	2,176	1,258	686	1,165	2,466	209	73	152	3,873	10,217	4,558
of which, property that was sold by general competitive bidding (Note 5)							651	1,078	496						

(Note) 1. These figures represent the status of progress in the disposal of non-administrative assets that belong to the general account of the Ministry of Finance and are classified as unused national land in fiscal 2015. "Unused national land" in this table refers to unused residential land lots or unused land lots planned for residential use excluding those that are problematic for independent use. These include land lots used on a provisional basis, such as those whose management has been consigned to other parties and those that have been leased out. They also include farmland and forested land that can be used for residential development in light of the surrounding environment. The figures in the individual columns may not necessarily add up as a result of factors such as reclassification (e.g. reclassification from "for public use" to "transfer to the private sector"), and division.

2. "Properties to be used by local governments, etc." refer to those planned to be used by local governments.

3. "Properties to be disposed of" refer to the properties to be disposed of through general competitive bidding.

The figure in () above indicates the properties with special circumstances such as location in the area subject to land readjustment projects or need of boundary determination.

4. "Increase or decrease due to changes" refer to changes due to the change of categories, the division of accounts, etc., actual measurements, and price revisions in the government asset register, etc.

5. The value of "property sold by general competitive bidding" within the fiscal year stood at 95.3 billion yen.

第35表 未利用国有地の処分等結果

(単位: 件、千㎡、億円)

状況 区分	前年度末現在の保有財産			年度内の変動状況(注1)									平成27年度末時点の保有財産		
	件数	面積	台帳価格	新たに未利用国有地とした財産			処分等した財産			変更等による増減(注4)			件数	面積	台帳価格
				件数	面積	台帳価格	件数	面積	台帳価格	件数	面積	台帳価格			
地方公共団体等利用財産(注2)	263	4,144	1,593	143	433	480	97	192	382	31	42	14	340	4,428	1,707
処分対象財産(注3)	(1,195)	(2,366)	(3,265)										(1,257)	(2,222)	(1,486)
	3,021	4,988	4,020	923	1,742	778	589	972	2,083	178	30	135	3,533	5,788	2,851
合計	3,284	9,133	5,613	1,066	2,176	1,258	686	1,165	2,466	209	73	152	3,873	10,217	4,558
うち一般競争入札等で年度内に売却した財産(注5)							651	1,078	496						

(注) 1. 財務省が所管する一般会計所属普通財産のうち未利用国有地について、平成27年度の処理実績を取りまとめたものである。

なお、本表において、未利用国有地とは、単独利用困難なものを除く宅地又は宅地見込地で現に未利用となっている土地をいう。

ただし、これらを管理委託、一時貸付等暫定活用しているものを含む。

また、現況が農地、山林等の財産については、周辺の状況から判断して宅地開発が見込まれるものを含む。

2. 「地方公共団体等利用財産」とは、地方公共団体等での利用が予定されている財産である。

3. 「処分対象財産」とは、一般競争入札により処分する予定の財産である。

なお、上段()内書きは、土地区画整理事業等の施行区域内に所在、境界確定等が必要などの特殊事情を有する財産である。

4. 「変更等による増減」とは、区分の変更、口座分割等、実測及び国有財産台帳価格改定等による増減である。

5. 「うち一般競争入札等で年度内に売却した財産」の売却額は、953億円である。

Table 36 The Sum of Each Item of Unused National Land Held by Government

(Unit: cases, 100 million yen)

Category	Property used by the government		Property for non-governmental use										Total		Component ratio of the property transferred to the government as in-kind tax payment		
			Property to be used by local governments, etc.		Property not subject to open competitive bidding		Unsold property		Property hard to be sold								
	Cases	Registered value	Cases	Registered value	Cases	Registered value	Cases	Registered value	Cases	Registered value	Cases	Registered value	Cases	Registered value	Cases	Registered value	
Nation	Total	45	312	3,828	4,246	295	1,395	1,276	1,136	1,000	227	1,257	1,486	3,873	4,558		
	of which, the property transferred to the government as in-kind tax payment	3	3	1,441	543	12	9	238	94	462	90	729	348	1,444	546	37.3%	12.0%
	Component ratio	1.2%	6.8%	98.8%	93.2%	7.6%	30.6%	32.9%	24.9%	25.8%	5.0%	32.5%	32.6%	100.0%	100.0%		

(Note) 1. Figures are as of the end of FY2015.

2. As the figures are rounded down, they do not necessarily add up to the totals.

第36表 未利用国有地の保有件数等の内訳

(単位 件、億円)

区分	国利用		国 利 用 以 外										合 計		物 納 構 成 比		
			地方公共団体等利用		入札未実施		売 残		処分困難								
	件数	台帳価格	件数	台帳価格	件数	台帳価格	件数	台帳価格	件数	台帳価格	件数	台帳価格	件数	台帳価格	件数	台帳価格	件数
全国	全体	45	312	3,828	4,246	295	1,395	1,276	1,136	1,000	227	1,257	1,486	3,873	4,558		
	うち物納	3	3	1,441	543	12	9	238	94	462	90	729	348	1,444	546	37.3%	12.0%
	対合計比	1.2%	6.8%	98.8%	93.2%	7.6%	30.6%	32.9%	24.9%	25.8%	5.0%	32.5%	32.6%	100.0%	100.0%		

(注) 1. 各計数は、平成27年度末現在である。

2. 単位未満切捨てのため、内訳と合計は必ずしも一致しない。

Table 37 Current Conditions of Acceptance of Property (Land) Transferred to the Government as in-kind Tax Payment

(Unit: cases, thousand m², 100 million yen)

Fiscal Year	2006	2007	2008	2009	2010	2011	2012	2013	2014	2015	
Unused Land	Cases	1,148	738	421	459	311	231	159	77	103	45
	Volume	1,323	1,044	750	411	238	221	161	102	112	37
	Registered price	697	445	251	319	157	109	54	29	38	18
Property with rights	Cases	1,920	2,313	1,301	886	766	502	289	170	59	35
	Volume	370	391	183	160	110	82	35	26	14	5
	Registered price	462	447	222	181	130	70	41	22	9	6

(Note) 1. "Property with rights" refers to the property for which land lease or tenancy contracts are concluded.

2. The numbers of cases are based on the administrative data obtained from local finance bureaus.

3. Figures in this table are rounded to the nearest 100 million yen.

第37表 物納不動産(土地)の引受状況の推移

(単位 件、千m²、億円)

年度	18	19	20	21	22	23	24	25	26	27	
未 利 用	件数	1,148	738	421	459	311	231	159	77	103	45
	数量	1,323	1,044	750	411	238	221	161	102	112	37
	台帳価格	697	445	251	319	157	109	54	29	38	18
権 利 付	件数	1,920	2,313	1,301	886	766	502	289	170	59	35
	数量	370	391	183	160	110	82	35	26	14	5
	台帳価格	462	447	222	181	130	70	41	22	9	6

(注) 1. 権利付とは、借地契約・借家契約の対象となっているものである。

2. 件数は、財務局における管理上の件数である。

3. 計数は、単位未満四捨五入している。

Table 37 Reference

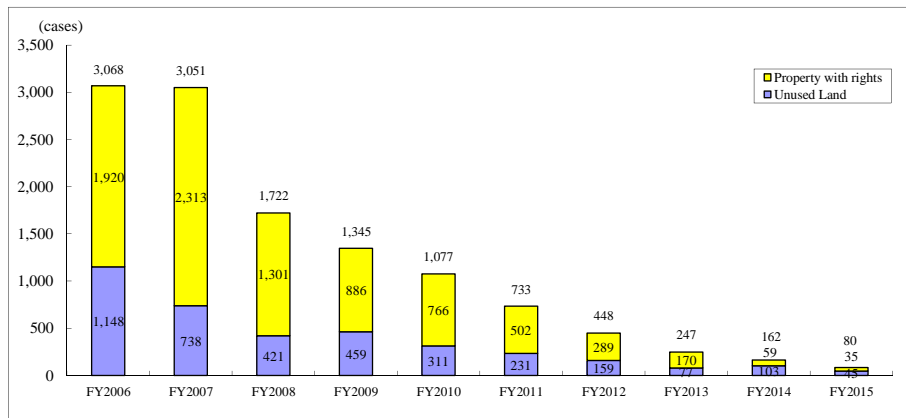


Table 37 Reference

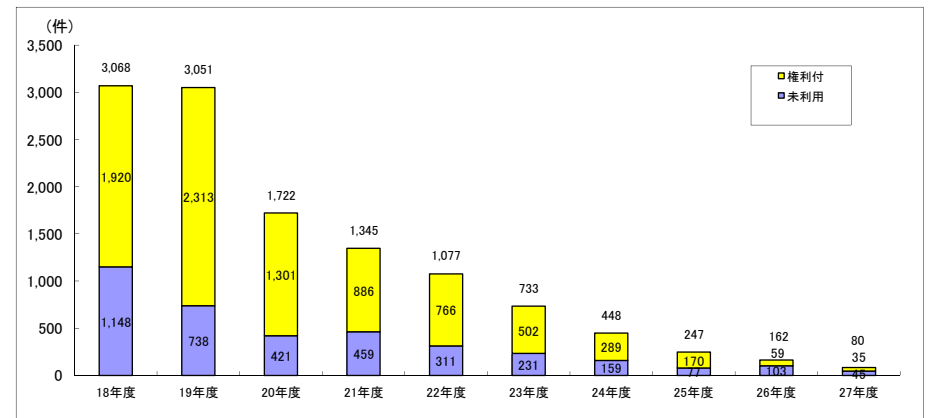


Table 38 Bid Results for Unused National Land (General Account)

(Unit: cases, 100 million yen, %)

Performed year	General competitive bidding			Rate of conclusion
	Performed cases	Number of contracts	Contract price	
2006	(3,291)	(2,184)	(1,249)	63.5
	4,258	2,702	1,606	
2007	(2,571)	(1,213)	(490)	45.3
	3,680	1,666	1,090	
2008	(2,294)	(691)	(219)	30.2
	3,425	1,035	315	
2009	(2,029)	(755)	(254)	34.9
	3,240	1,130	522	
2010	(1,632)	(607)	(235)	34.7
	2,715	942	428	
2011	(701)	(310)	(143)	35.4
	1,353	479	268	
2012	(877)	(401)	(189)	42.9
	1,801	772	499	
2013	(670)	(296)	(114)	43.4
	1,501	652	777	
2014	(540)	(242)	(86)	42.8
	1,265	542	829	
2015	(504)	(231)	(111)	47.9
	1,322	633	557	

(Note) 1. The figures show the status of contracts awarded through general competitive bidding (including negotiated contracts without successful bidder) in each fiscal year and include contracts signed in the following fiscal year.

2. The figures are rounded off.

3. Figures in parentheses are for the property transferred to the government as in-kind tax payment.

4. Includes bid results for assets other than unused national land.

第38表 未利用国有地の入札実施状況(一般会計)

(単位 件、億円、%)

実施年度	一般競争入札			成約率
	実施件数	契約件数	契約金額	
18	(3,291)	(2,184)	(1,249)	63.5
	4,258	2,702	1,606	
19	(2,571)	(1,213)	(490)	45.3
	3,680	1,666	1,090	
20	(2,294)	(691)	(219)	30.2
	3,425	1,035	315	
21	(2,029)	(755)	(254)	34.9
	3,240	1,130	522	
22	(1,632)	(607)	(235)	34.7
	2,715	942	428	
23	(701)	(310)	(143)	35.4
	1,353	479	268	
24	(877)	(401)	(189)	42.9
	1,801	772	499	
25	(670)	(296)	(114)	43.4
	1,501	652	777	
26	(540)	(242)	(86)	42.8
	1,265	542	829	
27	(504)	(231)	(111)	47.9
	1,322	633	557	

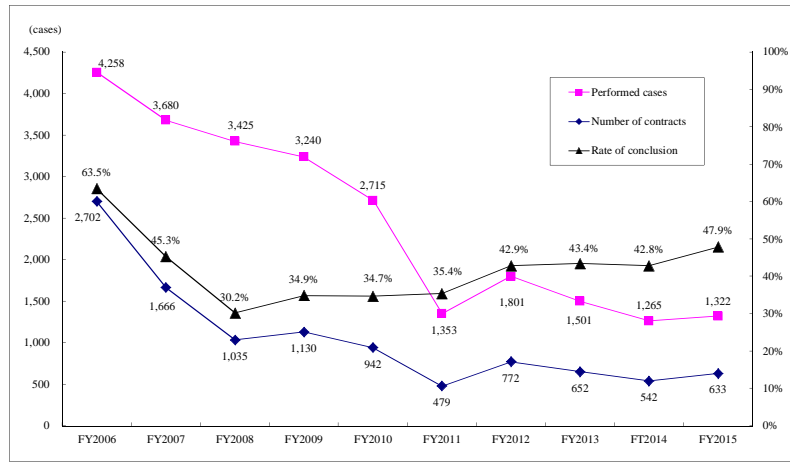
(注) 1. 各年度に一般競争入札を実施したもの(不落随契で売却したものを含む。)の契約状況であり、翌年度に契約したものも含まれる。

2. 計数は、単位未満四捨五入している。

3. 上段()内書は物納財産である。

4. 未利用国有地以外の財産について入札を実施したものを含む。

Table 38 Reference



第38表 参考

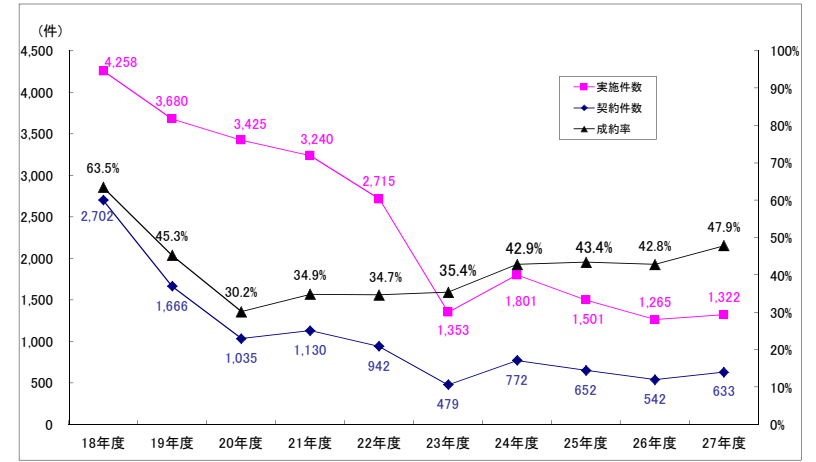


Table 39 Status of the Sell-off of Government Assets with Rights (Land)

(Unit: cases, 100 million yen)


Fiscal Year	Overall properties		Properties acquired as in-kind tax payment	
	Cases	Value	Cases	Value
FY2006	2,208	417	1,921	386
FY2007	1,948	373	1,683	343
FY2008	1,256	214	1,039	157
FY2009	1,075	185	920	132
FY2010	1,158	189	955	155
FY2011	1,064	169	857	142
FY2012	943	161	788	122
FY2013	1,013	174	802	140
FY2014	853	183	661	116
FY2015	786	116	611	99

第39表 権利付財産の売却状況(土地)

(単位 件、億円)

年 度	全体		うち物納	
	件 数	金 額	件 数	金 額
18	2,208	417	1,921	386
19	1,948	373	1,683	343
20	1,256	214	1,039	157
21	1,075	185	920	132
22	1,158	189	955	155
23	1,064	169	857	142
24	943	161	788	122
25	1,013	174	802	140
26	853	183	661	116
27	786	116	611	99

Table 39 Reference



第39表 参考

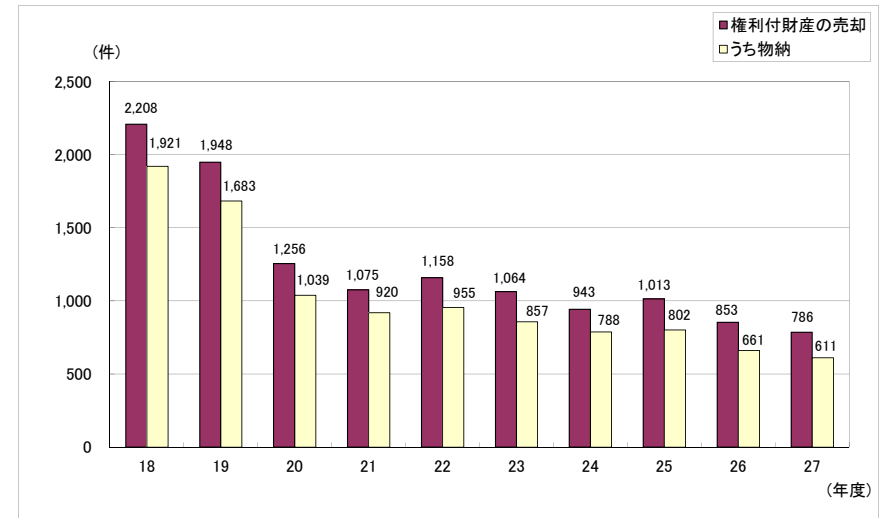


Table 40 Measures Previously Taken to Diversify the Methods of Managed Disposal

Implementation year	Details of Measures Taken
Fiscal 1994	<ul style="list-style-type: none"> The system to sell-off properties at posted prices is established. Properties covered: Small-scale properties paid in kind (land: not exceeding 300m², building: not exceeding 200m²)
Fiscal 1995	<ul style="list-style-type: none"> The sell-out system based on the registration in REINS is adopted. Intended for: properties for which successful bids are not made under the general competitive bidding system
Fiscal 1999	<ul style="list-style-type: none"> A period bidding system based on mail is introduced.
Fiscal 2000	<ul style="list-style-type: none"> Bidding with the securitization requirements under the SPC (special purpose company) Act is implemented. Properties covered: 6 unused land properties and 8 properties with rights The intermediary bidding system is adopted.
Fiscal 2002	<ul style="list-style-type: none"> A disposal-type trust is introduced. The trust is established to add value to unused national land which is difficult to sell in the present condition by preparing and subdividing it to sell. The system of bidding with the minimum sell-off price posted is introduced. Properties covered: Real estate not exceeding 1,000m² paid in kind. Note: The system to sell-off properties at posted prices is discontinued with the introduction of the system to sell-off properties at posted prices.
Fiscal 2003	<ul style="list-style-type: none"> Area limit to the system of bidding with the minimum sell-off price posted is abolished.
Fiscal 2006	<ul style="list-style-type: none"> A property exchange system is introduced to facilitate sell-off. Properties covered: Of those properties which are difficult to sell, irregular shaped and other land lots with inferior conditions. Of properties with rights, land lots with leasehold. An electronic bidding system is adopted. ... Intended for: fixed-term bidding
Fiscal 2008	<ul style="list-style-type: none"> The two-stage general competitive bidding system is introduced. The defect disclosure sell-off system is introduced. Open competitive bidding for government assets is introduced.
Fiscal 2009	<ul style="list-style-type: none"> Managed disposal-type trust (property with rights) is established.
Fiscal 2010	<ul style="list-style-type: none"> The system to lease land utilizing the fixed-term land leasehold is introduced. <ul style="list-style-type: none"> Land is offered for lease to local governments with the aim of improving social welfare facilities (including sublease from local governments). Land is offered for lease to social welfare corporations with a view to improving facilities for social welfare. Expanded operation of land exchange When the counterparty is a local government, and the government assets can be sold only to the local government, considering the situation of use of the government assets, an extended operation is carried out so that the exchange of properties can be achieved even if the national government does not need to sell the property.

第 40 表 これまでの管理処分手法の多様化等の取組み

実施年度	取 組 み 内 容
平成 6 年度	○価格公示売却制度の創設 対象：小規模な物納財産（土地 300 m ² 、建物 200 m ² 以下）
平成 7 年度	○レイズ登録による売却制度の導入 対象：一般競争入札で不落・不調物件等
平成 11 年度	○郵送による期間入札制度の導入
平成 12 年度	○SPC法に基づく証券化条件付入札の実施 対象：未利用地 6 物件、権利付財産 8 物件 ○媒介型入札の導入
平成 14 年度	○処分型信託の導入 現状のままでは売却が難しい未利用国有地について、造成工事等により付加価値を高めて分譲を実現する信託 ○最低売却価格公表入札制度の導入 対象：1,000 m ² 以下の物納不動産 (注) この制度導入に伴い、価格公示売却制度は廃止
平成 15 年度	○最低売却価格公表入札制度に係る面積制限の撤廃
平成 18 年度	○売却を容易にするための交換制度の導入 対象：売却困難財産のうち立地条件が劣る不整形地等及び権利付財産のうち借地権の対象となっている土地 ○電子入札制度の導入 … 対象：期間入札
平成 20 年度	○二段階一般競争入札等の導入 ○瑕疵等明示売却の導入 ○権利付財産の一般競争入札等の導入
平成 21 年度	○管理処分型信託（権利付財産）の実施
平成 22 年度	○定期借地権を利用した貸付の導入 ・ 社会福祉施設等の整備を目的とした地方公共団体向けの貸付（地方公共団体からの転賃を含む） ・ 社会福祉施設の整備を目的とした社会福祉法人への貸付 ○交換の運用拡大 相手方が地方公共団体の場合は国有財産の利用状況等から地方公共団体に処分が限定されるときは国に必要性がなくとも交換できるよう運用拡大を行った。

Fiscal 2011	<ul style="list-style-type: none"> The availability of the loaning system is amplified by making use of fixed-term leasehold. The fixed-term leasehold system for business purposes is adopted, which is intended for properties hard to sell, or that remain unsold.
Fiscal 2012	<ul style="list-style-type: none"> The bidding system disclosing the lowest contract price is revised. Intended for: all types of real estate, including real estate in kind
Fiscal 2014	<ul style="list-style-type: none"> Started distribution service of “E-mail Newsletter of Government Asset Information” to distribute updated information on sell-off of government assets and issue alerts about fictitious stories about government asset acquisition

平成 23 年度	<ul style="list-style-type: none"> ○定期借地権を利用した貸付の対象拡大 売却困難財産や売残財産を対象とした事業用定期借地制度の導入
平成 24 年度	<ul style="list-style-type: none"> ○最低売却価格公表入札制度の改正 対象：物納不動産に限らず、すべての不動産について最低売却価格を公表
平成 26 年度	<ul style="list-style-type: none"> ○「国有財産物件情報メールマガジン」配信サービスを開始 国有地の売却等に関する更新情報や国有地取得に関する架空話の注意喚起情報を配信

Table 41 Number of Land Trusts Established

(Unit: cases, ha)

Type of trust	Local Financial Bureau	Contract year	No. of cases	Area (hectare)
Disposal type	Kanto Local Financial Bureau	Fiscal 2002	309	45
		Fiscal 2003	280	41
		Fiscal 2004	308	41
		Fiscal 2005	153	12
		Fiscal 2006	46	11
	Kinki Local Financial Bureau	Fiscal 2004	72	16
Managed disposal type	Kanto Local Financial Bureau	Fiscal 2009	240	14
		Fiscal 2015	486	18
Total			1,894	197

(Note) The additions of the figures do not necessarily agree with the totals since the figures are rounded to the unit.

第41表 土地信託の実施件数

(単位 件、ha)

信託の種類	実施財務局	契約年度	件数	面積
処分型	関東財務局	14年度	309	45
		15年度	280	41
		16年度	308	41
		17年度	153	12
		18年度	46	11
	近畿財務局	16年度	72	16
管理処分型	関東財務局	21年度	240	14
		27年度	486	18
累 計			1,894	197

(注)単位未満四捨五入のため内訳と累計は必ずしも一致しない。

Table 42 Record of National Land Usage in the Field of Social Welfare
(Number of contracts signed)

	<National Land Usage in the Field of Social Welfare> (From August, 2010 to March 31, 2016)	
	Fixed-term leasehold	Sell-off
Childcare	39	40
Elderly Care	14	29
Services for People with Disabilities	6	23
Medical Services	1	8
Total	60	100

(As of March 31, 2016)

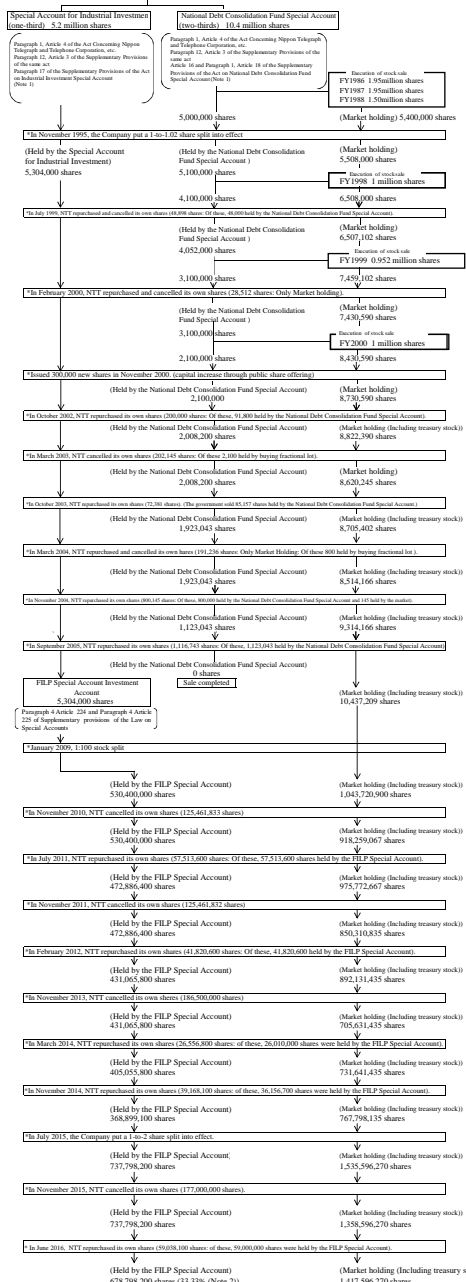
第42表 社会福祉分野での国有財産の活用実績
(契約件数実績)

	<社会福祉分野における国有地の活用> (平成22年8月～平成28年3月31日)	
	定期借地	売却
保育関係	39件	40件
高齢者関係	14件	29件
障害者関係	6件	23件
医療関係	1件	8件
合計	60件	100件

(平成28年3月31日時点)

Table 43 The History and Structure of NTT Stock Held by the Government

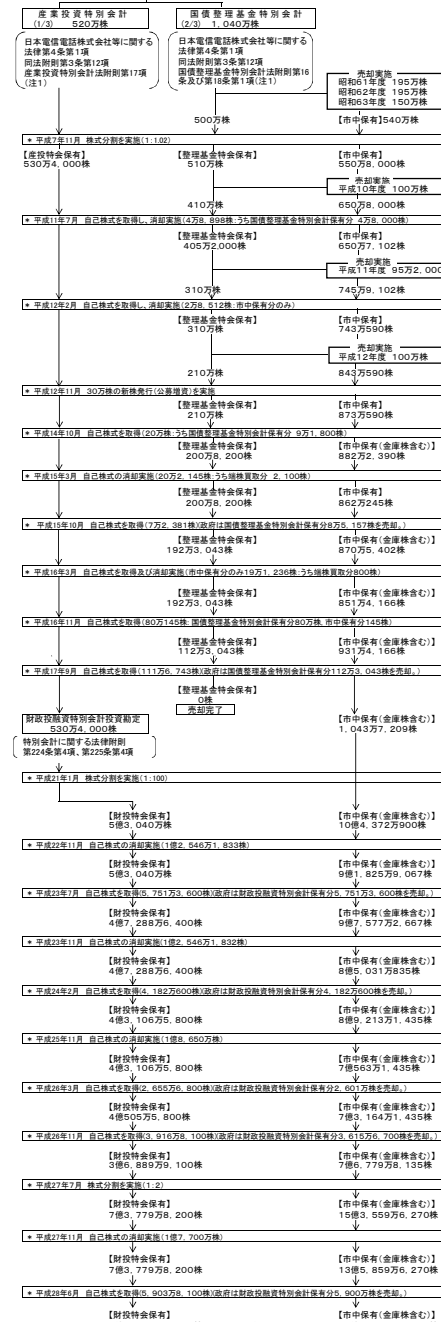
15.6 million shares (Amount of total shares issued on the establishment of NTT)
(Capitalized at 780 billion yen, valued 50 thousand yen per share)



(Note 1) The enforcement of the Act on Special Accounts abolished the Act on Special Accounts for Industrial Investment and the Act on National Debt Consolidation Fund Special Account.
(Note 2) This is a percentage of shares held by the government according to the duty under the NTT Act. The percentage of government hold shares to the total issued shares is 32.38%.
(Note 3) Due to rounding, share numbers may not add up.

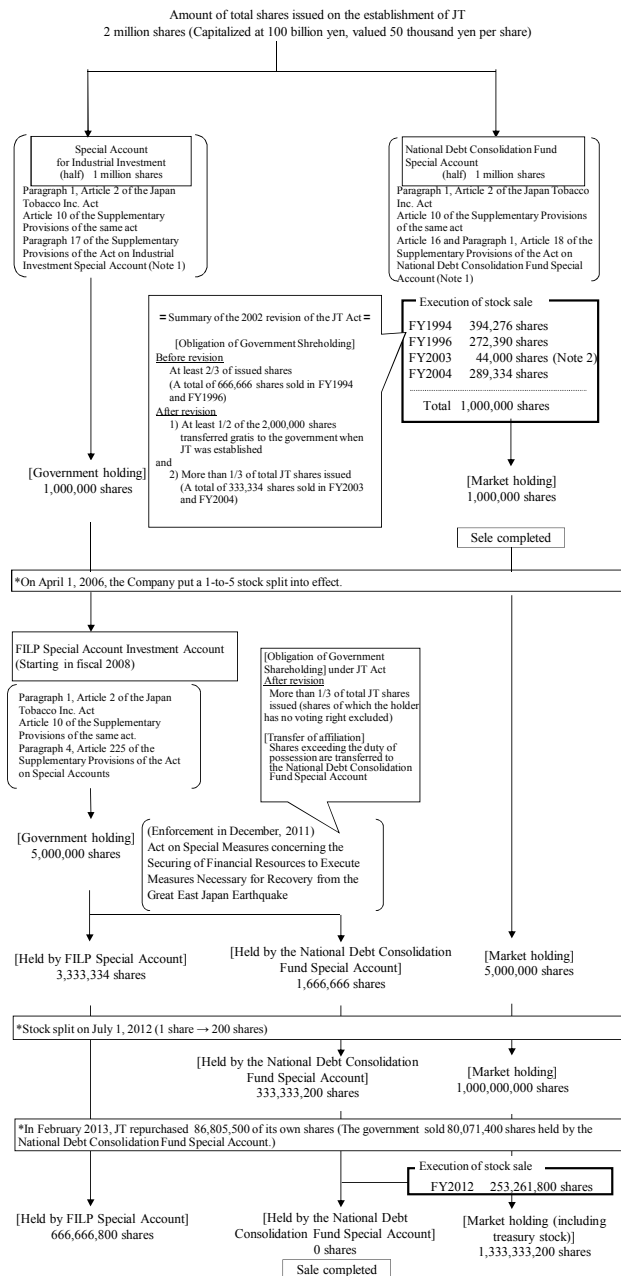
第43表 NTT株式の概況

会社設立時の発行済株式総数 1,560万株(資本金7,800億円、額面5万円)



(注1) 特別会計に関する条項により、産業投資特別会計、国債整理基金特別会計は廃止。
(注2) NTT法上の政府保有義務割合、政府保有株の総発行済株式に占める割合は32.38%。
(注3) 株式数は仕入済の株主により合計が一致しない場合があります。

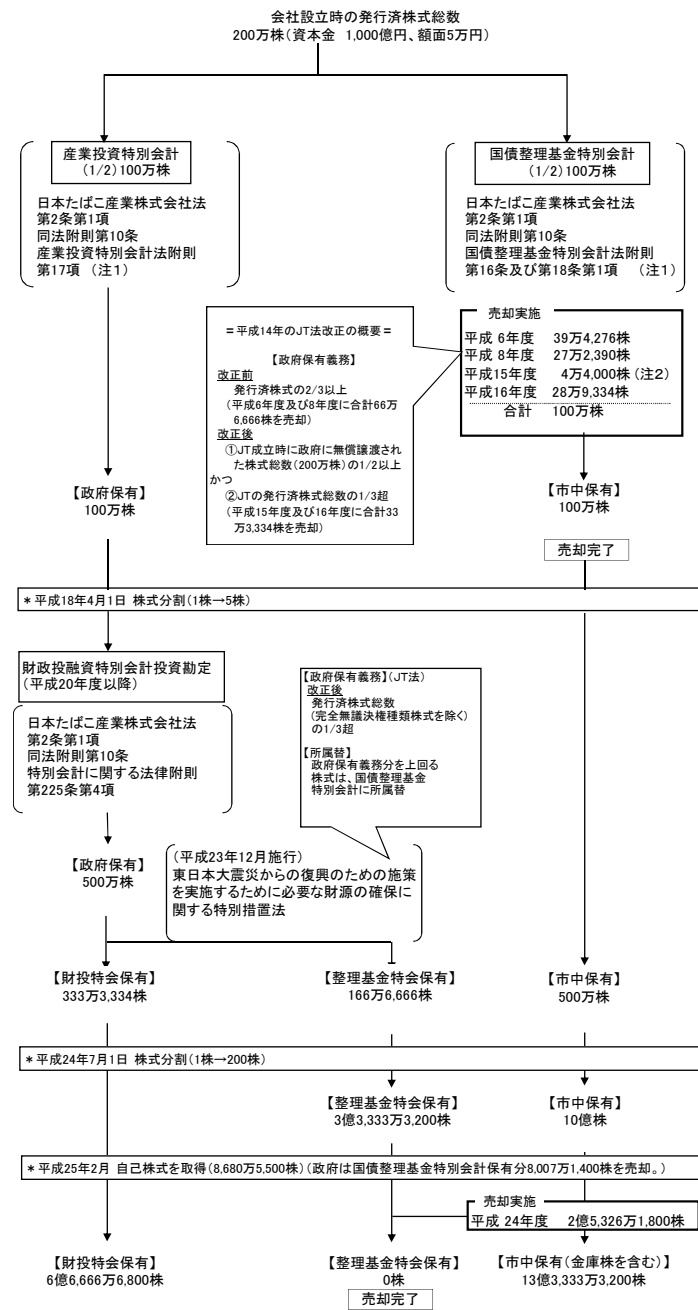
Table 44 The History and Structure of JT Stock Held by the Government



(Note 1) The enforcement of the Act on Special Accounts abolished the Act on Special Accounts for Industrial Investment and the Act on National Debt Consolidation Fund Special Account.

(Note 2) The sale in fiscal 2003 was in response to JT's repurchase of its own shares.

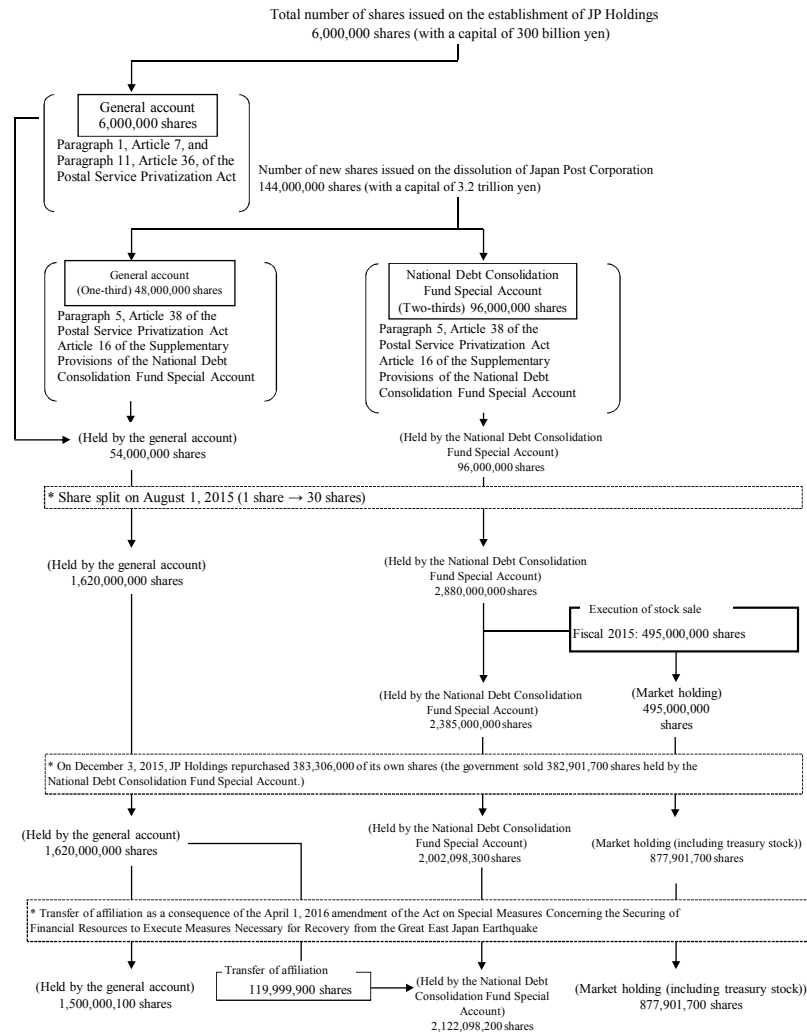
第44表 JT株式の概況



(注1) 特別会計に関する法律により、産業投資特別会計法、国債整理基金特別会計法は廃止。

(注2) 平成15年度の売却は、JTの自己株式取得に応じた売却である。

Table 45 The History and Structure of JP Holdings Stock Held by the Government



第45表 日本郵政株式の概況

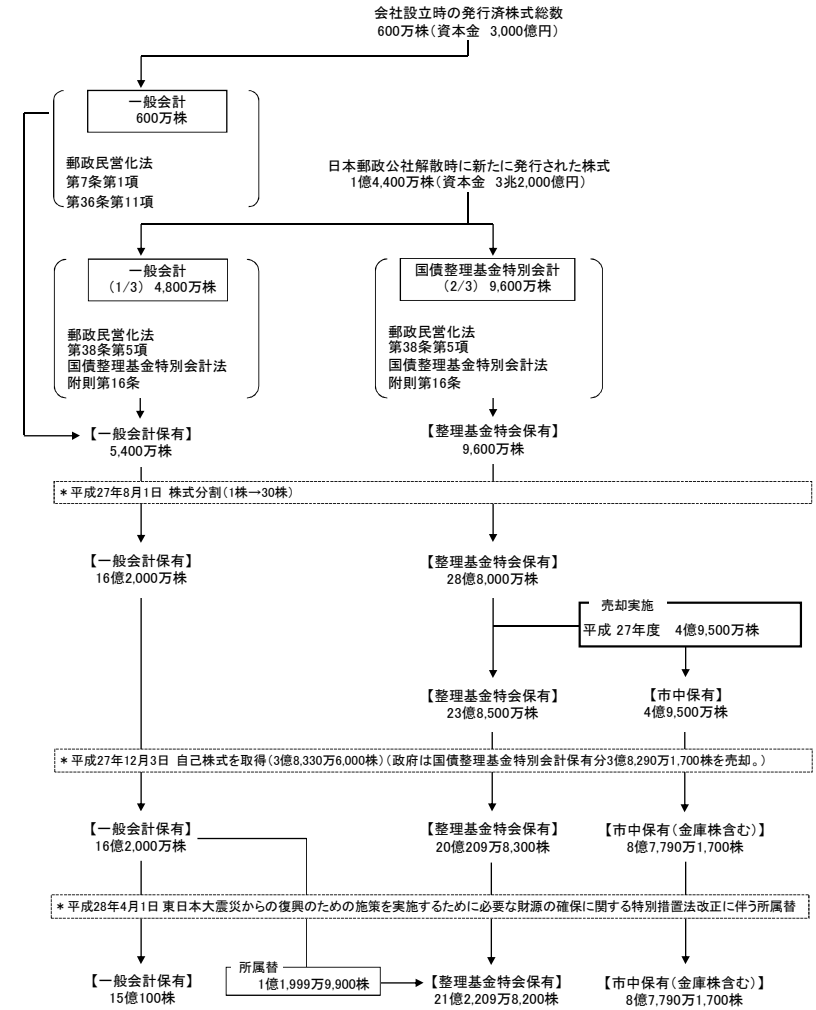
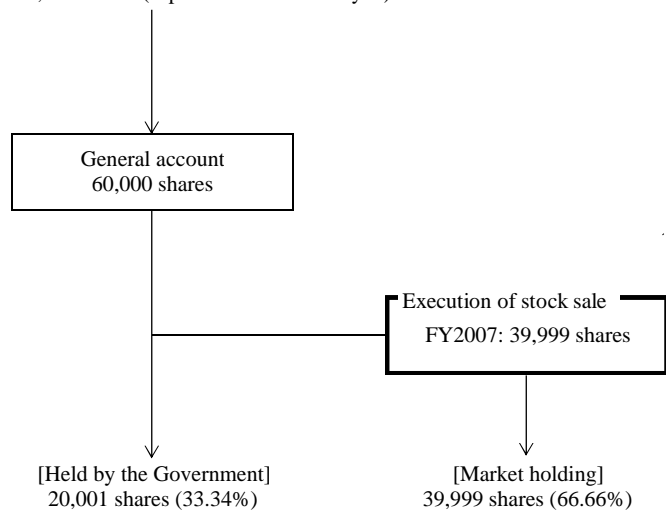


Table 46 The History and Structure of Japan Alcohol Corporation Stock Held by the Government

Total shares issued upon the company's establishment
60,000 shares (capitalized at 3 billion yen)



第46表 日本アルコール産業株式の概況

会社設立時の発行済株式総数
60,000株(資本金 30億円)

