

2016 FOOTBALL

CAROLINA



REIGNING ACC COASTAL DIVISION CHAMPIONS

NC CAROLINA

FOOTBALL

GENERAL INFORMATION

Notes/Quick Facts 2
 2016 Schedule/Lettermen Information 3
 Roster Positional Breakdown 4-7
 Carolina Facts & Figures 8-9
 Carolina Notebook/Roster Breakdown 10-11
 2016 Numerical Roster 12-13
 2016 Alphabetical Roster 14-15
 2016 Preseason Depth Chart 16

2016 PLAYER PROFILES

Returning Players 18-56
 2016 Signing Class 57-60

2016 FOOTBALL STAFF

Larry Fedora, Head Coach 62-64
 Fedora Record Book at UNC 65-66
 Gunter Brewer, Co-Offensive Coordinator/WRs 67
 Gene Chizik, Defensive Coordinator 68
 Keith Heckendorf, QBs/Pass Game Coordinator/
 Recruiting Coordinator 69
 Lou Hernandez, Head S&C Coach 70
 Chris Kaporovic, Associate Head Coach/Offensive
 Coordinator/Offensive Line 71
 John Papuchis, Linebackers 72
 Larry Porter, Special Teams Coord./Running Backs 73
 Chad Scott, Tight Ends/Hybrids 74
 Tray Scott, Defensive Line 75
 Charlton Warren, Defensive Backs 76
 Graduate Assistant Coaches 77
 Support Staff 78-81
 Bubba Cunningham, Athletic Director 82
 Carol L. Folt, Chancellor 83
 Rams Club 84-86
 UNC Athletics 87-88

KENAN STADIUM

Kenan Stadium Profile 90-94
 Kenan Stadium Records 95-96

2015 REVIEW

Review Notes 98-100
 2015 Statistics 101-103
 The Last Time 104-105



2015 Statistical Charts 106-110
 2015 Game Recaps 111-115
 2015 Senior Bios 116-118

HISTORY

All-America Honors 120-121
 First-Team All-America Bios 122-125
 Tar Heels In The National Awards 126
 Honored Jerseys 127-128
 All-Conference Honors 129-131
 Academic Award Winners 132
 Bowl Game Recaps 133-143
 All-Time Lettermen 144-151
 Tar Heels In The NFL Draft 152-153
 First Round NFL Draft History 154
 Tar Heels In The NFL 155-156

RECORD BOOK

Team & Coaching Records 158
 Total Offense & All-Purpose 159-160
 Scoring 161
 Rushing 162-165
 Passing 166-168
 Receiving 169-170
 Special Rushing, Passing & Receiving 171
 Interception 172



Defense 173
 Field Goal & PAT 174
 Punting 175
 Kickoff & Punt Returns 176
 Individual Performances vs. ACC 177
 UNC's ACC Statistical Leaders 178
 Year-by-Year Leaders 179-182
 Year-by-Year Team Stats 183-184
 Bowl Records 184
 Opponent Records 185-186
 Carolina as a Ranked Team 187-188
 Carolina vs. Ranked Teams 189
 Year-by-Year Records 190
 Record vs. Opponents 191
 All-Time Year-by-Year Scores 192-197
 Series Records vs. Opponents 198-200

MEDIA INFORMATION

General Information 202-203
 2016 Opponents 204
 Campus Map 205
 Tar Heel Sports Network 206-207
 Tar Heel Traditions 208



2016 Football Media Guide Covers

The 2016 North Carolina football media guide is published by the North Carolina Athletic Communications Office. Additional copies of the media guide may be purchased by calling the UNC Athletic Communications office.
Editors – Kevin Best, Asst. AD for Communications; Bobby Hundley, Asst. Communications Director
Editorial Assistance – Rick Brewer, Dana Gelin, Steve Kirschner, Stephen Thompson.
Photography – Special thanks to Getty Images, Joe Bray, Jim Bounds, Jeffrey Camarati, Robert Crawford, Bob Donnan, Grant Halverson, Jim Hawkins, Spencer Herlong, Streeter Lecka, Hugh Morton, Jack Morton, Bill Richards, Dan Sears, Michael Switzer, Peyton Williams and the teams of the NFL.
Cover Designs – Tony Tucker, UNC Athletics
Printing – The AroundCampus Group, Chapel Hill, NC 27514

NORTH CAROLINA QUICK FACTS

Location: Chapel Hill, N.C.
Enrollment: 18,415 (undergraduate)
Founded: 1789
Nickname: Tar Heels
School Colors: Carolina Blue & White
Stadium (capacity): Kenan Stadium (63,000)
Surface: Natural Grass
Conference: Atlantic Coast
Chancellor: Carol L. Folt
Athletic Director: Bubba Cunningham

FOOTBALL STAFF

Head Coach

Head Coach: Larry Fedora (Austin College '85)
Twitter: @CoachFedora
Fedora's Overall Record: 66-39, eight years
Fedora's Record at UNC: 32-20, four years
2015 Record: 11-3 overall, 8-0 ACC Coastal (1st)

Offensive Staff (f-field level; pb-press box level)

Assoc. HC/Offensive Coordinator/OL: Chris Kapilovic (f)
Co-Offensive Coordinator/WRs: Gunter Brewer (f)
Passing Game Coordinator/QBs/Recruiting Coordinator: Keith Heckendorf (f)
RBs/Special Teams Coordinator: Larry Porter (f)
Tight Ends/H-Backs: Chad Scott
Graduate Assistant: Zach Hanson
Graduate Assistant: Jarrod James
Quality Control: Clay Browning

Defensive Staff (f-field level; pb-press box level)

Defensive Coordinator: Gene Chizik (pb)
Linebackers: John Papuchis (f)
Defensive Line: Tray Scott (f)
Defensive Backs: Charlton Warren (f)
Graduate Assistant: Rod Ojong
Graduate Assistant: Ryan Sims
Quality Control: Tony Gilbert

Strength & Conditioning

Head S&C Coach: Lou Hernandez
Assistant S&C Coach: Simon Haake
Assistant S&C Coach: Dean Moege
Assistant S&C Coach: A.J. Blue
S&C Assistant: Zach Dupree

Business/Equipment Staff

Business Operations: Dominic Morelli
Equipment Manager: Jason Freeman
Assistant Equipment Manager: Travis Hipps

Operations

Associate A.D./Football: Corey Holliday
Director of Football Operations: Joe Haydon
Director of Kenan Football Center: James Spurling
Director of S-A Development: Ochuko Jenije
Operations Assistants: Andrew Steele, Brett Gazard

Player Personnel

Director of High School Relations: Jason Tudryn
Director of Player Personnel: Rory Pommerening
Director of On-Campus Recruiting: Annie Martin

Sports Medicine

Head Athletic Trainer for Football: Kenny Boyd
Staff Athletic Trainers: Manny Andreoulakis, Luke Ross
Nutritionist: Kelsee Gomes

Video & Technology

Director of Video & Technology: Chris Luke
IT Services: Andrew Gibson
Assistant Video Director: Darryl Sanders
Special Projects/Graphics: Jordan Sain



ACC Coastal Championship Trophy & Ring

QUICK HITS

- 🏈 Carolina faces seven teams with new coaches in 2016, including Kirby Smart at Georgia, Lovie Smith at Illinois, Mike Houston at JMU, Justin Fuente at Virginia Tech, Mark Richt at Miami, Bronco Mendenhall at Virginia and Brent Thompson at The Citadel.
- 🏈 Carolina will have one of the most experienced offensive lines in the nation this fall with four returning starters that include three seniors and one junior. Jon Heck (38 career starts) returns at right tackle, Caleb Peterson (37) at left guard, Lucas Crowley (27) at center and Bentley Spain (10) at left tackle. John Ferranto, who is expected to compete for a starting spot at right tackle, has 17 career starts. Those five have combined for 129 career starts.
- 🏈 Junior Mitch Trubisky will be the starting quarterback in 2016 after serving as the back-up for record-setting signal caller Marquise Williams the last two seasons. Trubisky completed 40 of 47 attempts (85.1 pct) for 555 yards, six touchdowns and no interceptions last year. He also ran for 101 yards and three scores.
- 🏈 Junior Elijah Hood is one of just five returning Power 5 running backs with at least 1,000 yards rushing, 10 touchdowns with an average of 6.0 yards per carry. The others are FSU's Dalvin Cook, Baylor's Shock Linwood, LSU's Leonard Fournette and Oregon's Royce Freeman. Hood finished the season with 17 rushing touchdowns, which ranked second in the league and was the third-highest single-season total in school history. He was third in the ACC with 104.5 rushing yards per game and became the 16th 1,000-yard rusher in school history (1,463).
- 🏈 Carolina returns leading tackler Donnie Miles at safety, but must replace linebackers Shakeel Rashad (126) and Jeff Schoettmer (97), who finished second and third, respectively, in tackles.
- 🏈 Carolina returns a wealth of experience in the secondary, including corners M.J. Stewart and Des Lawrence. Stewart led the ACC in passes defended per game (1.50 per game, 14 PBUs, 4 INTs in 12 games) and Lawrence ranked fourth with 1.14 per game (14 PBUs, 2 INTs). Carolina led the ACC and ranked ninth in the country in passes defended (62 pass breakups, 17 interceptions).
- 🏈 In 125 seasons of college football, Carolina has averaged 400 yards per game just 11 times, with four of those coming under Fedora's direction. The 2015 team set school marks for most points (570), points per game (40.7) and touchdowns (73).
- 🏈 Carolina had the most improved scoring defense in the country last year, allowing 14.5 fewer points per game in 2015 than the previous season.
- 🏈 Defensively, last season Carolina was first in the ACC in interceptions (17), third in pass defense (187.7 ypg), third in pass efficiency defense (109.8 rating), third in red zone defense, third in turnover margin (+.50) and fifth in scoring defense (24.5 ppg).

2016 CAROLINA FOOTBALL SCHEDULE

DAY	DATE	OPPONENT	SITE	TIME, TV	SPECIAL EVENT
Sat.	Sept. 3	vs. Georgia	Atlanta, Ga.	5:30 p.m., ESPN	Chick-fil-A Kickoff Game • Carolina and Georgia meet for the first time since 1971; Tar Heels making second Chick-fil-A Kickoff Game appearance; also faced LSU in 2010
Sat.	Sept. 10	at Illinois	Champaign, Ill.	7:30 p.m., Big Ten Network	• Carolina playing at Illinois for first time since 1971; Tar Heels 3-0 all-time against Illini, including last year's win in Chapel Hill.
Sat.	Sept. 17	James Madison	Chapel Hill, N.C.	3:30 p.m., Regional Sports Network	• Carolina is 2-0 all-time against the Dukes, which have won nine games in each of the last two seasons.
Sat.	Sept. 24	Pittsburgh *	Chapel Hill, N.C.	TBD	Family Weekend • Carolina is 7-3 overall against the Panthers and has won three in a row in the series; UNC is 4-0 at Kenan Stadium against Pitt.
Sat.	Oct. 1	at Florida State *	Tallahassee, Fla.	TBD	• This is Carolina's first game against the Seminoles since a memorable 37-35 win in Tallahassee in 2010. That was UNC's only win in Tallahassee in 10 attempts.
Sat.	Oct. 8	Virginia Tech *	Chapel Hill, N.C.	TBD	Employee Appreciation Day • Last season, Carolina clinched the ACC Coastal Division championship with a dramatic 30-27 overtime win against Virginia Tech.
Sat.	Oct. 15	at Miami *	Miami Gardens, Fla.	TBD	• Carolina is 10-9 all-time against the Hurricanes, including last year's 59-21 win at Kenan Stadium. Former Georgia coach Mark Richt takes over at Miami.
Sat.	Oct. 22	at Virginia *	Charlottesville, Va.	TBD	• Larry Fedora is 6-0 against Virginia, including four wins at UNC and two wins while coaching Southern Miss. Virginia is led by first-year coach Bronco Mendenhall.
Sat.	Nov. 5	Georgia Tech *	Chapel Hill, N.C.	TBD	Homecoming/UNC Monogram Day • Carolina looks to continue its two-game win streak over the Yellow Jackets after wins in 2014 (48-43 in Chapel Hill) and 2015 (38-31 in Atlanta).
Thurs.	Nov. 10	at Duke *	Durham, N.C.	TBD	• Carolina has won 23 of the last 26 contests against the Blue Devils, including last year's 66-31 win in Chapel Hill.
Sat.	Nov. 19	The Citadel	Chapel Hill, N.C.	TBD	Military Appreciation Day • Carolina has won all four previous games against The Citadel.
Fri.	Nov. 25	NC State *	Chapel Hill, N.C.	Noon or 3:30 p.m. ABC, ESPN or ESPN2	Rams Club Day • For the first time since 1995, Carolina faces NC State on the Friday after Thanksgiving. Carolina has won three of the last four against the Wolfpack.
Sat.	Dec. 3	ACC Championship Game	Charlotte, N.C.	7:45 p.m. ESPN or 8 p.m. ABC	• Carolina earned first ACC title game appearance last season against Clemson.

FOR TICKETS & GAMEDAY INFORMATION, VISIT
RAISEUPCAROLINA.COM



2016 FOOTBALL LETTERMEN

Letterwinners Returning (41): S Allen Artis, DS Tommy Bancroft, DE Mikey Bart, LB Ayden Bonilla, S J.K. Britt, DT Jeremiah Clarke, LB Cayson Collins, C Lucas Crowley, DL Jalen Dalton, DT Robert Dinkins, DE Dajaun Drennon, OG John Ferranto, RB Khris Francis, TE Brandon Fritts, S Dominique Green, OT Jon Heck, OG Brad Henson, OG Harris Hite, LB Cole Holcomb, WR Mack Hollins, TB Elijah Hood, WR Bug Howard, CB Mike Hughes, DT Nazair Jones, CB Des Lawrence, TB T.J. Logan, P Joey Mangili, LB Dan Mastromatteo, S Donnie Miles, DS Kyle Murphy, OG Caleb Peterson, DT Tyler Powell, OT R.J. Prince, WR Austin Proehl, LB Andre Smith, OT Bentley Spain, CB M.J. Stewart, WR Ryan Switzer, QB Mitch Trubisky, OL Jonathan Trull, PK Nick Weiler.

Letterwinners Lost (26): LB Alex Bales, OG Thomas Bernhardt, RB Charles Brunson, DB Ben Craig, OG Myers Colvin, DB Kedrick Davis, WR Quinshad Davis, DT/FB Ian Dibble, DE Junior Gnonkonde, LB Joe Jackson, DB Andrew Moore, TB Romar Morris, DB Shaquille Price, LB Shakeel Rashad, DE Jessie Rogers, LB Jeff Schoettmer, S Malik Simmons, TE Kendrick Singleton, S Sam Smiley, TE Dalton Stogner, DT Justin Thomason, OG Landon Turner, WR Taylor Vippolis, S Brian Walker, WR Damien Washington, QB Marquise Williams.

Defensive lettermen returning (19): S Allen Artis, DE Mikey Bart, LB Ayden Bonilla, S J.K. Britt, DT Jeremiah Clarke, LB Cayson Collins, DL Jalen Dalton, DT Robert Dinkins, DE Dajaun Drennon, S Dominique Green, LB Cole Holcomb, CB Mike Hughes, DT Nazair Jones, CB Des Lawrence, LB Dan Mastromatteo, S Donnie Miles, DT Tyler Powell, LB Andre Smith, CB M.J. Stewart

Offensive lettermen returning (18): C Lucas Crowley, OG John Ferranto, RB Khris Francis, TE Brandon Fritts, OT Jon Heck, OG Brad Henson, OG Harris Hite, WR Mack Hollins, TB Elijah Hood, WR Bug Howard, TB T.J. Logan, OG Caleb Peterson, OT R.J. Prince, WR Austin Proehl, OT Bentley Spain, WR Ryan Switzer, QB Mitch Trubisky, OL Jonathan Trull

Specialists lettermen returning (4): DS Tommy Bancroft, P Joey Mangili, DS Kyle Murphy, PK Nick Weiler

Defensive lettermen lost (14): LB Alex Bales, DB Ben Craig, DB Kedrick Davis, DE Junior Gnonkonde, LB Joe Jackson, DB Andrew Moore, DB Shaquille Price, LB Shakeel Rashad, DE Jessie Rogers, LB Jeff Schoettmer, S Malik Simmons, S Sam Smiley, DT Justin Thomason, S Brian Walker,

Offensive lettermen lost (12): OG Thomas Bernhardt, RB Charles Brunson, OG Myers Colvin, WR Quinshad Davis, FB Ian Dibble, TB Romar Morris, TE Kendrick Singleton, TE Dalton Stogner, OG Landon Turner, WR Taylor Vippolis, WR Damien Washington, QB Marquise Williams

Offensive starters returning (7): OT Bentley Spain, OG Caleb Peterson, C Lucas Crowley, OT Jon Heck, TB Elijah Hood, WR Mack Hollins, WR Ryan Switzer

Offensive starters lost (4): OG Landon Turner, TE Kendrick Singleton, QB Marquise Williams, WR Quinshad Davis

Defensive starters returning (6): DE Dajaun Drennon, DT Nazair Jones, DE Mikey Bart, CB M.J. Stewart, S Donnie Miles, CB Des Lawrence

Defensive starters lost (5): DT Justin Thomason, LB Jeff Schoettmer, LB Shakeel Rashad, S Sam Smiley, S Malik Simmons

Specialists starters returning (4): DS Tommy Bancroft, P Joey Mangili, DS Kyle Murphy, PK Nick Weiler

Specialists starters lost (0)

2016 POSITION-BY-POSITION BREAKDOWN

Quarterbacks

No.	Name	Pos.	Ht.	Wt.	Yr.
14	Logan Byrd	QB	6-3	230	Fr.
11	Nathan Elliott	QB	6-1	210	Fr.*
6	Caleb Henderson	QB	6-3	225	So.
16	Manny Miles	QB	6-0	200	So.
12	Chazz Surratt	QB	6-3	205	Fr.
10	Mitch Trubisky	QB	6-3	225	Jr.

Notes

- Mitch Trubisky was named by Larry Fedora as the 2016 starter following spring drills. Last season, he completed 40 of 47 pass attempts (.851) for 555 yards and six touchdowns. He earned ACC Back of the Week honors for his performance against Delaware when he completed 17 of 20 attempts for 312 yards and four touchdowns.
- Trubisky came off the bench when starter Marquise Williams' helmet popped off to complete a 5-yard touchdown pass against NC State. In a similar situation in the ACC Championship game against Clemson, Trubisky converted a third down with a 16-yard completion. Two years ago at Virginia, Trubisky subbed for a helmet-less Williams and threw the game-winning touchdown late in the fourth quarter.
- Henderson is the only other QB on UNC's roster with college experience. He played in two games a year ago, rushing for 53 yards and misfiring on his only pass attempt.
- After an impressive spring, redshirt freshman Nathan Elliott enters fall camp as the co-backup with Henderson.
- True freshman Logan Byrd, a native of Warner Robins, Ga., enrolled in January and competed in spring practice.
- True freshman Chazz Surratt of Denver, N.C., was the 2016 Parade Magazine All-America Player of the Year.



QB • Mitch Trubisky



TB • Elijah Hood

Running Backs

No.	Name	Pos.	Ht.	Wt.	Yr.
2	Jordan Brown	TB	5-10	190	Fr.
1	Khris Francis	TB	5-9	200	Sr.
38	Darius Graves	RB	5-8	190	Fr.
34	Elijah Hood	TB	6-0	230	Jr.
8	T.J. Logan	TB	5-10	190	Sr.
32	Jacob Schmidt	RB	5-10	195	So.
20	David Smith Jr.	RB	5-9	205	So.

Notes

- Carolina has a rich history of outstanding running backs and junior Elijah Hood enters the 2016 season ranked 19th in UNC career rushing yards with 1,722. He needs 25 yards to move into 18th, 52 to move into 17th and 182 to move into 16th. With 278 more yards, he would become the 14th player in school history with 2,000 career rushing yards. He is 760 yards shy of moving into the top 10.
- Hood had 1,463 rushing yards in 2015, which ranks second only to Don McCauley in UNC single-season history. McCauley set the school record with 1,720 yards in 1970. Hood had 17 rushing touchdowns, which was tied for third with Kelvin Bryant (17 in 1981) in UNC single-season history. The school record of 19 was established by McCauley in 1970. Hood posted eight 100-yard rushing games in 2015.
- Hood recorded his first career 200-yard rushing yard game in Carolina's 45-34 win at NC State last season. He rushed for 220 yards on 21 carries (10.5 avg.) and scored two touchdowns. Hood's 220-yard rushing total was the 14th-best rushing game in school history. He became the first Tar Heel to rush for 200 yards since Giovanni Bernard had 262 vs. Virginia Tech in 2012.
- Last season, Hood averaged 6.7 yards per carry, which ranked second among Power 5 runners with at least 200 attempts. Only FSU's Dalvin Cook (7.4) averaged more.
- Logan enters the season with 1,515 career rushing yards and needs 200 more to move into the top 20 at UNC. Last season, he averaged 6.1 yards per carry and 13.7 yards per catch on 11 receptions.
- Francis' career took a hit when he tore his ACL as a sophomore in 2014. He is back at full strength and should contribute to a balanced offensive attack.
- Over the last four seasons, Carolina has averaged 180.2 rushing yards per game. That is the highest four-year average since the 1992-95 seasons when Mack Brown's Tar Heels posted a 214.4 average.
- Last season, Carolina finished 18th nationally with 224.4 rushing yards per game in 2015. That is the highest average per game on the ground at UNC since 1994 (226.9).




ACC



WR • Bug Howard



WR • Mack Hollins



WR • Ryan Switzer

Wide Receivers

No.	Name	Pos.	Ht.	Wt.	Yr.
18	Josh Cabrera	WR	6-3	205	So.
15	Jordan Cunningham	WR	6-2	190	So.
28	Dante DiMaggio	WR	6-2	205	Jr.
88	Jordan Fiulleateau	WR	6-3	210	Jr.
4	Rontavius Groves	WR	5-11	175	Fr.
13	Mack Hollins	WR	6-4	215	Sr.
84	Bug Howard	WR	6-5	220	Sr.
48	Thomas Jackson	WR	5-11	195	Jr.
19	Roscoe Johnson	WR	6-1	180	Fr.
5	Juval Mollette	WR	6-4	210	Fr.*
21	Devin Perry	WR	6-2	210	So.
7	Austin Proehl	WR	5-10	185	Jr.
17	Anthony Ratliff-Williams	WR	6-1	200	Fr.*
3	Ryan Switzer	WR	5-10	185	Sr.

Notes

- Carolina lost its all-time leader in career touchdown receptions with the graduation of Quinshad Davis, a four-year starter who was the backbone of Larry Fedora's first recruiting class. However, the Tar Heels welcome back six of their top seven pass catchers, including senior standouts Ryan Switzer, Mack Hollins and Bug Howard.
- In three seasons, Switzer, Hollins and Howard have combined for 306 receptions, 4,374 yards and 39 touchdowns.
- Hollins has 16 career touchdown receptions in his first three seasons, which ranks fifth in school history. He needs two TD catches to move into a tie with College Football Hall of Famer Art Weiner in fourth place and is nine shy of the school record of 25 set by Davis.
- A three-year captain on special teams, Hollins had his best season as receiver in 2015 with 30 receptions for 745 yards and eight touchdowns. He led the nation with 24.8 yards per catch.
- Switzer is one of the most talented dual threat players in the country. A two-time first-team All-America at punt returner, Switzer tied for the team lead a year ago with 55 receptions for 697 yards and six touchdowns.
- Switzer has seven career punt return touchdowns, which is an ACC career record and is just one shy of tying the NCAA all-time record. The NCAA record of eight is held by Wes Welker of Texas Tech (2000-03) and Antonio Perkins of Oklahoma (2001-04).
- Switzer also holds the UNC career record for punt return yards with 976. The previous mark of 966 was set by Charlie Justice with 966 yards from 1946-49.
- Howard is a tall, rangy receiver who had 29 catches for 488 yards (16.8 avg.) in 2015.
- Last season, Proehl averaged 18.8 yards per catch with 12 receptions for 225 yards and a touchdown.

Offensive Lineman

No.	Name	Pos.	Ht.	Wt.	Yr.
78	Layton Barber	OL	6-5	310	Fr.
68	Lucas Crowley	C	6-3	290	Sr.
79	Luke Elder	OL	6-5	285	Fr.
77	John Ferranto	OL	6-6	300	Sr.
52	Tommy Hatton	C	6-3	290	Fr.*
67	Charlie Heck	OT	6-7	295	Fr.*
71	Jon Heck	OT	6-7	310	Sr.
73	Brad Henson	OG	6-5	290	Jr.
55	Jay-Jay McCargo	OL	6-3	300	Fr.
70	Caleb Peterson	OG	6-5	300	Sr.
58	Nick Polino	OG	6-4	290	Fr.*
76	R.J. Prince	OT	6-6	310	Jr.
57	Tyler Pritchett	OL	6-3	300	Fr.
75	Bentley Spain	OT	6-6	300	Jr.
51	William Sweet	OT	6-7	300	Fr.*
69	Jonathan Trull	OG	6-4	310	Jr.
62	Mark Uptegraff	C	6-2	305	Jr.
72	Mason Veal	OG	6-5	300	Fr.*



C • Lucas Crowley

Notes

- Carolina returns four of five starters on the offensive line. Those four players account for 112 career starts.
- Right tackle Jon Heck leads the way with 38 career starts, followed by left guard Caleb Peterson with 37 and center Lucas Crowley with 27. Junior left tackle Bentley Spain has started 10 games, while versatile lineman John Ferranto has 17 career starts.
- Ferranto and Brad Henson are battling for the guard position left vacant by the graduation of All-America Landon Turner.
- A year ago, UNC's offensive line was named a Joe Moore Award semifinalist, a new award that recognizes the best o-line play in the country. The offensive line paved the way for Elijah Hood to rush for more than 1,400 yards



OG • Caleb Peterson



OT • Jon Heck

and Marquise Williams to run for more than 900 yards.

- Carolina led the ACC with a school-record 6.0 yards per carry and ranked first in the league in sacks allowed.



TE • Brandon Fritts

Tight Ends

No.	Name	Pos.	Ht.	Wt.	Yr.
80	Jake Bargas	TE	6-4	240	Fr.*
82	Brandon Fritts	TE	6-4	240	So.
47	Dan Mastromatteo	TE	6-2	235	Sr.
86	Carl Tucker	TE	6-2	240	Fr.*
87	Noah Turner	TE	6-3	245	Fr.
83	Garrett Walston	TE	6-4	225	Fr.
89	Jared Worley	WR	6-3	215	So.

Notes

- In a group filled with young, inexperienced competitors, Fritts is the only player with a college catch. Last season, he finished fifth on the team with 16 receptions for 203 yards and four touchdowns. Eleven of his 16 catches came in the last six games.
- Bargas and Tucker both redshirted in 2015 and will look to provide quality depth this season.
- Walston was a highly-recruited tight end from Wilmington, N.C., who enrolled in January and practiced this spring.



Defensive linemen Dajaun Drennon (17), Robert Dinkins (93), Malik Carney (53), Jeremiah Clarke (49)

Defensive Linemen

No.	Name	Pos.	Ht.	Wt.	Yr.
45	Mikey Bart	DE	6-3	270	Sr.
53	Malik Carney	DE	6-3	230	So.
33	Allen Cater	DE	6-4	240	Fr.
49	Jeremiah Clarke	DT	6-5	305	So.
92	Aaron Crawford	DT	6-1	310	Fr.*
97	Jalen Dalton	DT	6-6	300	So.
91	Nolan DeFranco	DE	6-6	230	Fr.
93	Robert Dinkins	DT	6-1	275	So.
17	Dajaun Drennon	DE	6-4	255	Jr.
94	Marlon Dunlap	DT	6-4	310	Fr.
12	Tomon Fox	DE	6-3	235	Fr.
96	Matt Gampe	DE	6-5	225	So.
90	Nazair Jones	DT	6-5	310	Jr.
52	Kemmi Pettway	DE	6-2	240	Jr.
95	Tyler Powell	DT	6-4	275	Jr.
43	Hunter Sheridan	DL	6-3	220	Fr.
58	Josh Strickland	DE	6-2	220	So.
55	Jason Strowbridge	DE	6-4	270	Fr.*

Notes

- Mikey Bart, who plays the power end position in Gene Chizik's 4-3 base defense, started all 14 games and led the team with 6.5 sacks. A native of Buford, Ga., he posted 29 tackles and a team-best nine quarterback hurries.
- A two-year starter, Dajaun Drennon has all the skills to be an explosive pass rusher. He had 39 tackles and five tackles for losses a year ago. He missed much of the spring with a foot injury, but should be ready for fall camp.
- Nazair Jones was a third-team All-ACC selection a year ago and is one of the top defensive players on the team. A strong force on the inside of the line, Jones had 40 tackles, two fumble recoveries, one interception and one forced fumble in 2015.
- Sophomore tackle Jalen Dalton is a promising, young player who was forced into action last year as a true freshman. He finished with 15 tackles and two pass breakups.
- Sophomore Malik Carney has added strength and should see increased playing time this fall. With Drennon's injury in the spring, Carney started at rush end in the Spring Game and finished with six tackles and a pair of sacks.
- DT Aaron Crawford and DE Jason Strowbridge both redshirted last season due to injury.

Linebackers

No.	Name	Pos.	Ht.	Wt.	Yr.
4	Allen Artis	LB	6-1	210	Jr.
38	Keith Beasley	LB	6-1	210	So.
25	Ayden Bonilla	LB	6-2	225	So.
23	Cayson Collins	LB	6-1	235	Jr.
41	J.B. Copeland	LB	6-3	225	Jr.
30	Hunter Crafford	LB	6-2	225	Jr.
36	Cole Holcomb	LB	6-1	220	Jr.
42	Tyrone Hopper	LB	6-4	220	Fr.
57	Marlon Petty	LB	6-0	205	Jr.
3	Dominique Ross	LB	6-3	210	Fr.
10	Andre Smith	LB	6-0	240	So.
7	Jonathan Smith	LB	6-1	235	Fr.
54	Johnathan Sutton	LB	6-0	235	Fr.*

Notes

- Carolina must replace two of its most productive players from 2015 as Shakeel Rashad (126 tackles) and Jeff Schoettmer (97) graduated and signed as NFL free agents.



CB • Des Lawrence



CB • M.J. Stewart



S • Donnie Miles



S • Dominique Green

- Andre Smith, who played as a true freshman, is poised to move into the starting spot at middle linebacker. Smith had 53 stops last season. He will face competition from freshman Jonathan Smith, who enrolled in January. Both should see extensive playing time as either could slide to the outside.
- Cayson Collins is the only upperclassman with significant playing experience. The junior has a knack for being around the ball, but must play with more discipline in 2016. A year ago, he had 38 tackles and three tackles for loss.
- J.B. Copeland is a junior college transfer who enrolled in January. Copeland originally signed and played one season at New Mexico State.
- Cole Holcomb came to UNC as a walk-on and has improved each season, playing primarily on special teams. He will challenge for a starting role at outside linebacker.

Defensive Backs

No.	Name	Pos.	Ht.	Wt.	Yr.
31	Cameron Albright	S	6-1	215	So.
16	Stephen Albright	S	6-2	195	So.
18	Corey Bell Jr.	CB	5-9	175	So.
29	J.K. Britt	S	6-0	200	So.
20	Thomas Brown	DB	6-0	195	So.
21	Myles Dorn	S	6-2	210	Fr.
13	D.J. Ford	DB	6-3	195	Fr.
37	Simeon Gatling	DB	5-10	185	Fr.
26	Dominique Green	S	5-11	190	Sr.
24	Zach Goins	DB	6-1	180	So.
2	Des Lawrence	CB	6-1	185	Sr.
15	Donnie Miles	S	5-11	205	Jr.
19	Robert Morgan	DB	6-0	190	Jr.
8	Patrice Rene	DB	6-2	200	Fr.
35	Chris Ripberger	S	5-11	195	Jr.
5	Greg Ross	DB	6-1	175	Fr.
9	K.J. Sails	DB	5-11	165	Fr.
27	Jaye Stackhouse	S	6-1	200	So.
6	M.J. Stewart	CB	5-11	200	Jr.
11	Myles Wolfolk	DB	6-0	200	Fr.

Notes

- Cornerbacks Des Lawrence and M.J. Stewart each had 14 pass breakups in 2015, which ranked second in the ACC and is fourth on the UNC single-season list.
- Stewart, a preseason candidate for the Lott IMPACT Trophy, has 18 career pass breakups in two seasons, which ranks eighth all-time at UNC.

Lawrence has 17 career pass breakups, which ranks ninth.

- Junior Donnie Miles moved to safety last year and led the team with 128 tackles, including a career-high 22 vs. Baylor. Miles had five or more tackles in every game.
- Freshmen Myles Dorn and Myles Wolfolk enrolled at UNC in January and played well in the spring. Both will challenge for playing time as true freshmen. Dorn is the son of Torin Dorn who played running back and defensive back at UNC from 1986-89.
- Senior Dominique Green has 26 career starts to his credit, including the last three of the 2016 season when he replaced injured starter Sam Smiley. Green posted 41 tackles and made two interceptions a year ago.
- Carolina had the most improved pass defense in the country in 2015 in both efficiency and yards per pass attempt. Carolina's pass efficiency defensive rating in 2014 was 150.35, which ranked 117th in the country. In 2015, the Tar Heels improved to 109.78, which was 12th nationally. The Tar Heels improved their pass defense by 2.4 yards per pass attempt compared to the previous season.
- Carolina was the fifth-most improved team in the country in passing yards allowed per game. UNC allowed 68.8 yards fewer than it did in 2014.
- Carolina was first in the ACC in interceptions (17), third in pass defense (187.7 ypg) and third in pass efficiency defense (109.8 rating).

Specialists

No.	Name	Pos.	Ht.	Wt.	Yr.
61	Tommy Bancroft	DS	6-4	215	So.
60	Trevor Collins	DS	6-1	235	Fr.
90	Corbin Daly	P	6-3	200	So.
95	Tolson Jeffrey	PK	6-0	190	So.
98	Freeman Jones	PK	6-0	200	So.
91	Hunter Lent	P	6-5	230	So.
14	Joey Mangili	P	6-3	205	Sr.
41	Kyle Murphy	DS	6-2	235	Jr.
24	Nick Weiler	PK	6-0	190	Sr.

- Carolina returns Lou Groza Award semifinalist place-kicker Nick Weiler, who made 20 of 23 field goal attempts, all 67 extra point attempts and set the UNC single-season scoring mark with 127 points in 2015. Weiler also did an outstanding job with kickoffs. Last season, he kicked off 103 times and had 55 touchbacks.
- Senior Joey Mangili was the starting punter over the last half of the season, but will face a challenge this fall from Corbin Daly and Hunter Lent, who both kicked last year.

CAROLINA™

2016
Facts & Figures



QUICK FACTS

Nation's
1st
public university –
chartered Dec. 11, 1789

18,415
undergraduates

More than **75**
majors and minors in
60 departments

750+
student-athletes

28
varsity athletic teams

32
All-time UNC bowl game
appearances, including
seven in the past eight
years.

3,500+
Hours of community service by student-
athletes
in 2015-16

University of National Champions
47 Team National Championships,
and **58** Individual National Championships

339
UNC student-athletes
named to the ACC
Academic Honor Roll in
2014-15

58
Members of the Student-
Athlete Advisory Council,
at least two from each
team, who meet monthly
to provide input on
student-athlete life and
department policies



78
Years of support from
The Rams Club, which
funds student-athlete
scholarships as well as
facility construction and
upgrades

More than 8,000
Hours invested in student-athlete leadership
training during the 2015-16 school year

103
Olympians in **18**
different sports

- Nick Weiler, a business major and kicker on the football team, was honored as a Top 10 Scholar-Athlete for having one of the 10 highest grade point averages among all seniors.
- Junior Austin Proehl was the recipient of a Top Six for Service Award as one of the UNC student-athletes most active in outreach work.

WE EDUCATE AND INSPIRE THROUGH ATHLETICS

TRADITION OF EXCELLENCE

243

Atlantic Coast Conference postseason championships, more than any other school in the league. UNC was a founding member of the ACC, in 1953.

8

Number of UNC's head coaches who have earned National Coach of the Year honors at least once while coaching at Carolina

19

Number of times UNC has finished in the top 10 of the Director's Cup in the 23-year history of the award



Football players visit with patients at UNC Hospitals the day before each home game.

STUDENT-ATHLETE ACHIEVEMENT

- Houston Summers, a member of the track and field team, served as UNC's Student Body President for 2015-16.
- Marcus Paige won the 2016 Skip Prosser Award as the ACC's top student-athlete in men's basketball. It was the second year in a row he had won the award, and he also earned first-team Academic All-America honors.
- UNC's most recent Academic Progress Rate was a school-record high 987, two points above the national average. Carolina has raised its APR 21 points in the last four years.
- In the fall of 2015, Jonathan Campbell (men's soccer) became the 18th Tar Heel in history to earn first-team All-America honors for both academics and athletics.
- Throughout the year, UNC student-athletes are extremely active in the community, with an emphasis on working with schools. The Pen Pal Program has grown to include nearly 400 matches, student-athletes who correspond with local elementary school students. Tar Heels also participate frequently in reading days and mentoring programs.

60

Carolina established more than 60 team and individual records during the 2015 season.

7

Fall sports that earned points for Carolina in the 2014-15 Director's Cup standings, marking the first time ever that all of UNC's fall sports have scored

12

Years of providing patients at UNC Children's Hospital a chance to visit a sporting event on campus with Tar Heel student-athletes through the Carolina Dreams program



At the 2016 First-Year Letterwinners ceremony, joining a large and prestigious family of Carolina Football Lettermen

More than one-third

of UNC undergraduates study in other countries before graduation, one of the highest study-abroad rates among public universities nationwide. Carolina offers a variety of overseas program of different lengths, making study abroad an option for all students

CHICK-FIL-A KICKOFF GAME HIGHLIGHTS 2016 SCHEDULE

A season-opening game vs. Georgia in the Chick-fil-A Kickoff, six home games at Kenan Stadium and a Thursday night road game at Duke highlight the 2016 North Carolina football schedule.

Carolina and Georgia will face off for the first time in more than 40 years when the teams meet to open the 2016 season in the Chick-fil-A Kickoff Game at the Georgia Dome in Atlanta on Sept. 3, at 5:30 p.m. This will mark the second appearance for UNC in the Chick-fil-A Kickoff Game – college football’s longest-running current neutral-site game series. The Tar Heels last opened their season in Atlanta against LSU in 2010.



SCHEDULE NOTES

- UNC’s six-game home schedule includes James Madison on Sept. 17, Pittsburgh on Sept. 24, Virginia Tech on Oct. 8, Georgia Tech on Nov. 5, The Citadel on Nov. 19, NC State on Nov. 25.
- Carolina closes the season against NC State at Kenan Stadium on Friday, Nov. 25. It is the first time UNC has played on the Friday after Thanksgiving since a 1995 win over the Wolfpack in Raleigh. It is the first time Carolina has played a home game on the Friday after Thanksgiving since 1993 vs. Duke.
- In the month of October, three of UNC’s four games are on the road (at Florida State on Oct. 1, at Miami on Oct. 15 and at Virginia on Oct. 22). The only home game in October is against Virginia Tech on the 8th.
- For the second straight time in Durham, the UNC-Duke game will be played on a Thursday night (Nov. 10). Two years ago at Wallace Wade Stadium, Carolina beat the Blue Devils, 45-20, on Thursday.

WINNING AT HOME UNDER FEDORA

After an undefeated (7-0) season a year ago, head coach Larry Fedora sports a sparkling 21-6 mark at Kenan Stadium during his first four seasons in Chapel Hill. His 21 wins are the most by any UNC coach in his first four seasons. The 7-game win streak is the longest at Kenan since Mack Brown’s Tar Heels won 10 in a row from 1995-1997.

RECORD-BREAKING OFFENSE

Head coach Larry Fedora has coached the two most prolific offenses in UNC history. The 2015 team set school marks for most points (570), points per game (40.7) and touchdowns (73). The previous highs of 487 points and 62 touchdowns were set in 2012, Fedora’s first season in Chapel Hill.

Carolina averaged a school-record 486.9 yards on offense last year, which tops the 2012 mark of 485.6. UNC has averaged more than 425 yards per game each season under Fedora. This marks the first time Carolina has averaged more than 400 yards per game in four straight years.

In 125 seasons of college football, Carolina has averaged 400 yards per

THE NATION’S MOST IMPROVED DEFENSE

Most Improved Power 5 Teams - Scoring Defense (points per game)

Rk.	Team	2014	2015	Difference
1.	North Carolina	39.0	24.5	-14.5
2.	Vanderbilt	33.3	21.0	-12.3
3.	Colorado	39.0	27.5	-11.5
4.	Washington State	38.6	27.7	-10.9
5.	Illinois	34.0	23.3	-10.7

Most Improved Power 5 Teams - Pass Efficiency Defense

Rk.	Team	2014	2015	Difference
1.	North Carolina	150.35	109.78	-40.57
2.	Washington State	158.01	124.22	-33.79
3.	Michigan	127.24	94.61	-32.63
4.	Boston College	133.06	104.57	-28.49
5.	Colorado	149.93	123.79	-26.14



National coach of the year finalist Larry Fedora has won 21 games at Kenan during his first four years in Chapel Hill.

game just 11 times, with four of those coming under Fedora’s direction. Carolina has posted more than 500 yards of total offense 15 times in 52 games under Larry Fedora, including a school-record 721 yards vs. ODU in 2013 and 704 (third-best at UNC) vs. Duke in 2015. UNC has gained at least 400 yards in 40 of Fedora’s 52 games as head coach. Fedora-coached teams have been responsible for four of the top 10 offensive seasons in UNC history.

UNC’s Top 10 Offensive Seasons			
Rank	Year	Yardage	Coach
1.	2015	486.9	Larry Fedora
2.	2012	485.6	Larry Fedora
3.	1983	441.8	Dick Crum
4.	1993	438.0	Mack Brown
5.	1986	436.0	Dick Crum
6.	1982	433.5	Dick Crum
7.	2014	429.8	Larry Fedora
8.	1974	426.5	Bill Dooley
9.	2013	425.7	Larry Fedora
10.	1981	415.7	Dick Crum

NATION’S MOST IMPROVED DEFENSE

Led by coordinator Gene Chizik, Carolina had the nation’s most improved defense in terms of points per game allowed of all Power 5 programs in 2015. The Tar Heels allowed 14.5 fewer points per game than it did in 2014.

Carolina also had the most improved pass defense in the country in both efficiency and yards per pass attempt. UNC’s pass efficiency defensive rating in 2014 was 150.35, which ranked 117th in the country. In 2015, the Tar Heels improved to 109.78, which was 12th nationally. Carolina improved its pass defense by 2.4 yards per pass attempt compared to the previous season. In 2014, Carolina allowed 8.5 yards per pass attempt and in 2015 decreased that average to 6.1 per pass play.

Carolina was the fifth-most improved team in the country in passing yards allowed per game. UNC allowed 68.8 yards fewer than it did in 2014. The only schools to show greater improvement were California, Washington State, Oklahoma and Eastern Michigan.

TAR HEELS ON AWARD LISTS

Several Tar Heels are on preseason award watch lists. A complete list can be found on GoHeels.com. At the time of publication, here are UNC’s preseason candidates: Lucas Crowley (Rimington Trophy); Ryan Switzer (Biletnikoff Award, Paul Hornung Award), Mack Hollins (Biletnikoff Award), Des Lawrence (Thorpe Award), M.J. Stewart (Thorpe Award, Lott IMPACT Trophy), Jon Heck (Outland Trophy), Caleb Peterson (Outland Trophy), Nazair Jones (Outland Trophy, Lombardi Award), Nick Weiler (Lou Groza Award), Elijah Hood (Doak Walker Award), T.J. Logan (Paul Hornung Award)



CAROLINA FOOTBALL PLAYERS BY STATE

- North Carolina (48):** Stephen Albright, Layton Barber, Keith Beasley, Corey Bell Jr., Jordon Brown, Thomas Brown, Josh Cabrera, Cayson Collins, Hunter Crafford, Jalen Dalton, Corbin Daly, Dante DiMaggio, Robert Dinkins, Myles Dorn, Marlon Dunlap, Jordan Fieulleteau, Khris Francis, Matt Gampe, Zach Goins, Dominique Green, Elijah Hood, Thomas Jackson, Tolson Jeffrey, Freeman Jones, Nazair Jones, Des Lawrence, Hunter Lent, T.J. Logan, Joey Mangili, Juval Mollette, Kyle Murphy, Kemmi Pettway, Marlon Petty, R.J. Prince, Austin Proehl, Anthony Ratliff-Williams, Chris Ripberger, Jacob Schmidt, Jonathan Smith, Bentley Spain, Josh Strickland, Chazz Surratt, Jonathan Trull, Carl Tucker, Mark Uptegraff, Mason Veal, Garrett Walston, Jared Worley
- Georgia (13):** Cameron Albright, Allen Artis, Mikey Bart, Ayden Bonilla, J.K. Britt, Logan Byrd, Allen Cater, Luke Elder, Tomon Fox, Tyrone Hopper, Bug Howard, Nick Polino, Jaye Stackhouse
- Florida (12):** Jake Bargas, Lucas Crowley, Jordan Cunningham, Nolan DeFranco, Jon Heck, Cole Holcomb, Donnie Miles, Dominique Ross, K.J. Sails, Andre Smith, Jason Strowbridge, William Sweet
- Virginia (9):** Malik Carney, Jeremiah Clarke, Aaron Crawford, Caleb Henderson, Jay-Jay McCargo, Tyler Powell, Patrice Rene, M.J. Stewart, Nick Weiler
- New Jersey (5):** Dajaun Drennon, John Ferranto, Tommy Hatton, Brad Henson, Dan Mastromatteo
- Alabama (3):** D.J. Ford, Caleb Peterson, Tyler Pritchett
- Maryland (3):** Mack Hollins, Greg Ross, Myles Wolfolk
- California (2):** Tommy Bancroft, Robert Morgan
- Ohio (2):** Brandon Fritts, Mitch Trubisky
- South Carolina (2):** Roscoe Johnson, Johnathan Sutton
- Tennessee (2):** Rontavius Groves, Devin Perry
- Texas (2):** Nathan Elliott, J.B. Copeland
- Illinois (1):** Noah Turner
- Louisiana (1):** Manny Miles
- Missouri (1):** Charlie Heck
- West Virginia (1):** Ryan Switzer

ROSTER BREAKDOWN BY CLASS

- SENIORS (15):** Mikey Bart, Lucas Crowley, John Ferranto, Khris Francis, Dominique Green, Jon Heck, Mack Hollins, Bug Howard, Des Lawrence, T.J. Logan, Joey Mangili, Dan Mastromatteo, Caleb Peterson, Ryan Switzer, Nick Weiler
- JUNIORS (26):** Allen Artis, Cayson Collins, J.B. Copeland, Hunter Crafford, Dante DiMaggio, Dajaun Drennon, Jordan Fieulleteau, Brad Henson, Cole Holcomb, Elijah Hood, Thomas Jackson, Nazair Jones, Donnie Miles, Robert Morgan, Kyle Murphy, Kemmi Pettway, Marlon Petty, Tyler Powell, R.J. Prince, Austin Proehl, Chris Ripberger, Bentley Spain, M.J. Stewart, Mitch Trubisky, Jonathan Trull, Mark Uptegraff
- SOPHOMORES (29):** Cameron Albright, Stephen Albright, Tommy Bancroft, Keith Beasley, Corey Bell Jr., Ayden Bonilla, J.K. Britt, Thomas Brown, Josh Cabrera, Malik Carney, Jeremiah Clarke, Jordan Cunningham, Jalen Dalton, Corbin Daly, Robert Dinkins, Brandon Fritts, Matt Gampe, Zach Goins, Caleb Henderson, Tolson Jeffrey, Freeman Jones, Hunter Lent, Manny Miles, Devin Perry, Jacob Schmidt, Andre Smith, Jaye Stackhouse, Josh Strickland, Jared Worley
- REDSHIRT FRESHMEN (13):** Jake Bargas, Aaron Crawford, Nathan Elliott, Tommy Hatton, Charlie Heck, Juval Mollette, Nick Polino, Anthony Ratliff-Williams, Jason Strowbridge, Johnathan Sutton, William Sweet, Carl Tucker, Mason Veal
- FRESHMEN (24):** Layton Barber, Jordon Brown, Logan Byrd, Allen Cater, Nolan DeFranco, Myles Dorn, Marlon Dunlap, Luke Elder, D.J. Ford, Tomon Fox, Rontavius Groves, Tyrone Hopper, Roscoe Johnson, Jay-Jay McCargo, Tyler Pritchett, Patrice Rene, Dominique Ross, Greg Ross, K.J. Sails, Jonathan Smith, Chazz Surratt, Noah Turner, Garrett Walston, Myles Wolfolk

2016 NUMERICAL ROSTER

No.	Name	Pos.	Ht.	Wt.	Yr.	Hometown	High School/Previous School
1	Khris Francis	TB	5-9	200	Sr.	Durham, N.C.	Hillside
2	Jordon Brown	TB	5-10	190	Fr.	Durham, N.C.	Southern Durham
2	Des Lawrence	CB	6-1	185	Sr.	Charlotte, N.C.	Charlotte Christian
3	Ryan Switzer	WR	5-10	185	Sr.	Charleston, W.Va.	George Washington
3	Dominique Ross	LB	6-3	210	Fr.	Jacksonville, Fla.	Trinity Christian Academy
4	Allen Artis	LB	6-1	210	Jr.	Marietta, Ga.	Wheeler
4	Rontavius Groves	WR	5-11	175	Fr.	Nashville, Tenn.	Pearl-Cohn
5	Juval Mollette	WR	6-4	210	Fr.*	Randleman, N.C.	Randleman
5	Greg Ross	DB	6-1	175	Fr.	Temple Hills, Md.	Potomac
6	Caleb Henderson	QB	6-3	225	So.	Burke, Va.	Lake Braddock
6	M.J. Stewart	CB	5-11	200	Jr.	Arlington, Va.	Yorktown
7	Austin Proehl	WR	5-10	185	Jr.	Charlotte, N.C.	Providence
7	Jonathan Smith	LB	6-1	235	Fr.	Laurinburg, N.C.	Scotland County
8	T.J. Logan	TB	5-10	190	Sr.	Greensboro, N.C.	Northern Guilford
8	Patrice Rene	DB	6-2	200	Fr.	Alexandria, Va.	Episcopal
9	K.J. Sails	DB	5-11	165	Fr.	Tampa, Fla.	East Bay
10	Andre Smith	LB	6-0	240	So.	Jacksonville, Fla.	Trinity Christian Academy
10	Mitch Trubisky	QB	6-3	225	Jr.	Mentor, Ohio	Mentor
11	Nathan Elliott	QB	6-1	210	Fr.*	Celina, Texas	Celina
11	Myles Wolfolk	DB	6-0	200	Fr.	Upper Marlboro, Md.	Henry A. Wise
12	Tomon Fox	DE	6-3	235	Fr.	Lawrenceville, Ga.	Collins Hill
12	Chazz Surratt	QB	6-3	205	Fr.	Denver, N.C.	East Lincoln
13	Mack Hollins	WR	6-4	215	Sr.	Rockville, Md.	Wootten/Fork Union M.A.
13	D.J. Ford	DB	6-3	195	Fr.	Ashland, Ala.	Central
14	Logan Byrd	QB	6-3	230	Fr.	Warner Robins, Ga.	Veterans
14	Joey Mangili	P	6-3	205	Sr.	Durham, N.C.	Jordan
15	Donnie Miles	S	5-11	205	Jr.	Miami, Fla.	North Gwinnett
15	Jordan Cunningham	WR	6-2	190	So.	Ft. Lauderdale, Fla.	University School/Vanderbilt
16	Stephen Albright	S	6-2	195	So.	Raleigh, N.C.	Cardinal Gibbons
16	Manny Miles	QB	6-0	200	So.	Baton Rouge, La.	Univ. Laboratory School
17	Dajaun Drennon	DE	6-4	255	Jr.	Clementon, N.J.	Timber Creek
17	Anthony Ratliff-Williams	WR	6-1	200	Fr.*	Matthews, N.C.	Butler
18	Corey Bell Jr.	CB	5-9	175	So.	Charlotte, N.C.	Hough
18	Josh Cabrera	WR	6-3	205	So.	Jacksonville, N.C.	Northside
19	Robert Morgan	DB	5-10	190	Jr.	Los Angeles, Calif.	Oaks Christian/Pasadena City J.C.
19	Roscoe Johnson	WR	6-1	180	Fr.	Jonesville, S.C.	Union County
20	Thomas Brown	DB	6-0	195	So.	Statesville, N.C.	Statesville
20	David Smith Jr.	RB	5-9	205	So.	Raleigh, N.C.	Davidson College
21	Myles Dorn	S	6-2	210	Fr.	Charlotte, N.C.	Vance
21	Devin Perry	WR	6-2	210	So.	Memphis, Tenn.	Memphis University School
23	Cayson Collins	LB	6-1	235	Jr.	Charlotte, N.C.	Berry Academy
24	Nick Weiler	PK	6-0	190	Sr.	Fairfax Station, Va.	Lake Braddock
24	Zach Goins	DB	6-1	180	So.	Matthews, N.C.	Weddington
25	Ayden Bonilla	LB	6-2	225	So.	Woodstock, Ga.	Etowah
26	Dominique Green	S	5-11	190	Sr.	Laurinburg, N.C.	Scotland County/Hargrave M.A.
27	Jaye Stackhouse	S	6-1	200	So.	Suwanee, Ga.	North Gwinnett
28	Dante DiMaggio	WR	6-2	205	Jr.	Apex, N.C.	Cardinal Gibbons
29	J.K. Britt	S	6-0	200	So.	Newnan, Ga.	Newnan
30	Hunter Crafford	LB	6-2	225	Jr.	Greenville, N.C.	Penn State/Ayden-Grifton
31	Cameron Albright	S	6-1	215	So.	Kennesaw, Ga.	North Cobb
32	Jacob Schmidt	RB	5-10	195	So.	Hickory, N.C.	Foard
33	Allen Cater	DE	6-4	240	Fr.	Hiram, Ga.	Mt. Paran Christian School
34	Elijah Hood	TB	6-0	230	Jr.	Charlotte, N.C.	Charlotte Catholic
35	Chris Ripberger	S	5-11	195	Jr.	Greensboro, N.C.	Northern Guilford
36	Cole Holcomb	LB	6-1	220	Jr.	New Smyrna Beach, Fla.	New Smyrna Beach
37	Simeon Gatling	DB	5-10	185	Fr.	High Point, N.C.	Dudley
38	Keith Beasley	LB	6-1	210	So.	Durham, N.C.	Hillside
38	Darius Graves	RB	5-8	190	Fr.	Greensboro, N.C.	Dudley

2016 NUMERICAL ROSTER

No.	Name	Pos.	Ht.	Wt.	Yr.	Hometown	High School/Previous School
41	J.B. Copeland	LB	6-3	225	Jr.	Southlake, Texas	Navarro College/NMSU/Southlake Carroll
41	Kyle Murphy	DS	6-2	235	Jr.	Charlotte, N.C.	Ardrey Kell
42	Tyrone Hopper	LB	6-4	220	Fr.	Roswell, Ga.	Roswell
43	Hunter Sheridan	DL	6-3	220	Fr.	Charlotte, N.C.	Charlotte Latin
45	Mikey Bart	DE	6-3	270	Sr.	Buford, Ga.	Buford
47	Dan Mastromatteo	TE	6-2	235	Sr.	Absecon, N.J.	Holy Spirit
48	Thomas Jackson	WR	5-11	195	Jr.	Charlotte, N.C.	Charlotte Country Day
49	Jeremiah Clarke	DT	6-5	305	So.	Alexandria, Va.	T.C. Williams
51	William Sweet	OT	6-7	300	Fr.*	Jacksonville, Fla.	First Coast
52	Tommy Hatton	C	6-3	290	Fr.*	Glen Rock, N.J.	St. Joseph's
52	Kemmi Pettway	DE	6-2	240	Jr.	Charlotte, N.C.	Garinger
53	Malik Carney	DE	6-3	230	So.	Alexandria, Va.	T.C. Williams
54	Johnathan Sutton	LB	6-0	235	Fr.*	Swansea, S.C.	Swansea
55	Jay-Jay McCargo	OL	6-3	310	Fr.	Alexandria, Va.	Bishop O'Connell
55	Jason Strowbridge	DE	6-4	270	Fr.*	Deerfield Beach, Fla.	Deerfield Beach
57	Marlon Petty	LB	6-0	205	Jr.	McLeansville, N.C.	Eastern Guilford
57	Tyler Pritchett	OL	6-2	300	Fr.	Auburn, Ala.	Auburn
58	Nick Polino	OG	6-4	290	Fr.*	Buford, Ga.	Buford
58	Josh Strickland	DE	6-2	220	So.	Yadkinville, N.C.	Elkin
60	Trevor Collins	DS	6-1	235	Fr.	Ramseur, N.C.	Eastern Randolph
61	Tommy Bancroft	DS	6-4	215	So.	La Jolla, Calif.	Francis Parker School
62	Mark Uptegraff	C	6-2	305	Jr.	Charlotte, N.C.	Fork Union M.A.
67	Charlie Heck	OT	6-7	295	Fr.*	Kansas City, Mo.	Rockhurst
68	Lucas Crowley	C	6-3	290	Sr.	Ponte Vedra, Fla.	Nease
69	Jonathan Trull	OG	6-4	310	Jr.	Charlotte, N.C.	Charlotte Christian
70	Caleb Peterson	OG	6-5	300	Sr.	Auburn, Ala.	Auburn
71	Jon Heck	OT	6-7	310	Sr.	Jacksonville, Fla.	The Bolles School
72	Mason Veal	OG	6-5	300	Fr.*	Charlotte, N.C.	Ardrey Kell
73	Brad Henson	OG	6-5	290	Jr.	Surf City, N.J.	Monsignor Donovan
75	Bentley Spain	OT	6-6	300	Jr.	Charlotte, N.C.	Providence
76	R.J. Prince	OT	6-6	310	Jr.	Albemarle, N.C.	Albemarle
77	John Ferranto	OL	6-6	300	Sr.	Burlington, N.J.	Township
78	Layton Barber	OL	6-5	310	Fr.	Southern Pines, N.C.	Pinecrest
79	Luke Elder	OL	6-5	285	Fr.	LaGrange, Ga.	LaGrange
80	Jake Bargas	TE	6-4	240	Fr.*	Boca Raton, Fla.	St. Andrews
82	Brandon Fritts	TE	6-4	240	So.	Mentor, Ohio	Mentor
83	Garrett Walston	TE	6-4	225	Fr.	Wilmington, N.C.	New Hanover
84	Bug Howard	WR	6-5	220	Sr.	Rochelle, Ga.	Wilcox County
86	Carl Tucker	TE	6-2	240	Fr.*	Cornelius, N.C.	Hough
87	Noah Turner	TE	6-3	245	Fr.	Mundelein, Ill.	Carmel Catholic
88	Jordan Fieulleteau	WR	6-3	210	Jr.	Raleigh, N.C.	Wakefield
89	Jared Worley	TE	6-3	215	So.	Pittsboro, N.C.	Northwood
90	Nazair Jones	DT	6-5	310	Jr.	Roanoke Rapids, N.C.	Roanoke Rapids
90	Corbin Daly	P	6-3	200	So.	Charlotte, N.C.	Ardrey Kell
91	Nolan DeFranco	DE	6-6	240	Fr.	Winter Garden, Fla.	West Orange
91	Hunter Lent	P	6-5	230	So.	Elon, N.C.	Western Alamance
92	Aaron Crawford	DT	6-1	310	Fr.*	Ashburn, Va.	Stone Bridge
93	Robert Dinkins	DT	6-1	275	So.	Charlotte, N.C.	Olympic
94	Marlon Dunlap	DT	6-4	310	Fr.	Charlotte, N.C.	West Charlotte
95	Tyler Powell	DT	6-4	275	Jr.	Midlothian, Va.	Cosby
95	Tolson Jeffrey	PK	6-0	190	So.	Richlands, N.C.	Richlands
96	Matt Gampe	DE	6-5	225	So.	Durham, N.C.	Jordan
97	Jalen Dalton	DT	6-6	300	So.	Clemmons, N.C.	West Forsyth
98	Freeman Jones	PK	6-0	200	So.	Bunn, N.C.	Bunn

*redshirt freshman

2016 ALPHABETICAL ROSTER

No.	Name	Pos.	Ht.	Wt.	Yr.	Hometown	High School/Previous School
31	Cameron Albright	S	6-1	215	So.	Kennesaw, Ga.	North Cobb
16	Stephen Albright	S	6-2	195	So.	Raleigh, N.C.	Cardinal Gibbons
4	Allen Artis	LB	6-1	210	Jr.	Marietta, Ga.	Wheeler
61	Tommy Bancroft	DS	6-4	215	So.	La Jolla, Calif.	Francis Parker School
78	Layton Barber	OL	6-5	310	Fr.	Southern Pines, N.C.	Pinecrest
80	Jake Bargas	TE	6-4	240	Fr.*	Boca Raton, Fla.	St. Andrews
45	Mikey Bart	DE	6-3	270	Sr.	Buford, Ga.	Buford
38	Keith Beasley	LB	6-1	210	So.	Durham, N.C.	Hillside
18	Corey Bell Jr.	CB	5-9	175	So.	Charlotte, N.C.	Hough
25	Ayden Bonilla	LB	6-2	225	So.	Woodstock, Ga.	Etowah
29	J.K. Britt	S	6-0	200	So.	Newnan, Ga.	Newnan
2	Jordon Brown	TB	5-10	190	Fr.	Durham, N.C.	Southern Durham
20	Thomas Brown	DB	6-0	195	So.	Statesville, N.C.	Statesville
14	Logan Byrd	QB	6-3	230	Fr.	Warner Robins, Ga.	Veterans
18	Josh Cabrera	WR	6-3	205	So.	Jacksonville, N.C.	Northside
53	Malik Carney	DE	6-3	230	So.	Alexandria, Va.	T.C. Williams
33	Allen Cater	DE	6-4	240	Fr.	Hiram, Ga.	Mt. Paran Christian School
49	Jeremiah Clarke	DT	6-5	305	So.	Alexandria, Va.	T.C. Williams
23	Cayson Collins	LB	6-1	235	Jr.	Charlotte, N.C.	Berry Academy
60	Trevor Collins	DS	6-1	235	Fr.	Ramseur, N.C.	Eastern Randolph
41	J.B. Copeland	LB	6-3	225	Jr.	Southlake, Texas	Navarro College/NMSU/Southlake Carroll
30	Hunter Crafford	LB	6-2	225	Jr.	Greenville, N.C.	Penn State/Ayden-Grifton
92	Aaron Crawford	DT	6-1	310	Fr.*	Ashburn, Va.	Stone Bridge
68	Lucas Crowley	C	6-3	290	Sr.	Ponte Vedra, Fla.	Nease
15	Jordan Cunningham	WR	6-2	190	So.	Ft. Lauderdale, Fla.	University School/Vanderbilt
97	Jalen Dalton	DT	6-6	300	So.	Clemmons, N.C.	West Forsyth
90	Corbin Daly	P	6-3	200	So.	Charlotte, N.C.	Ardrey Kell
91	Nolan DeFranco	DE	6-6	240	Fr.	Winter Garden, Fla.	West Orange
28	Dante DiMaggio	WR	6-2	205	Jr.	Apex, N.C.	Cardinal Gibbons
93	Robert Dinkins	DT	6-1	275	So.	Charlotte, N.C.	Olympic
21	Myles Dorn	S	6-2	210	Fr.	Charlotte, N.C.	Vance
17	Dajaun Drennon	DE	6-4	255	Jr.	Clementon, N.J.	Timber Creek
94	Marlon Dunlap	DT	6-4	310	Fr.	Charlotte, N.C.	West Charlotte
79	Luke Elder	OL	6-5	285	Fr.	LaGrange, Ga.	LaGrange
11	Nathan Elliott	QB	6-1	210	Fr.*	Celina, Texas	Celina
77	John Ferranto	OL	6-6	300	Sr.	Burlington, N.J.	Township
88	Jordan Feuulleteau	WR	6-3	210	Jr.	Raleigh, N.C.	Wakefield
13	D.J. Ford	DB	6-3	195	Fr.	Ashland, Ala.	Central
12	Tomon Fox	DE	6-3	235	Fr.	Lawrenceville, Ga.	Collins Hill
1	Khris Francis	TB	5-9	200	Sr.	Durham, N.C.	Hillside
82	Brandon Fritts	TE	6-4	240	So.	Mentor, Ohio	Mentor
96	Matt Gampe	DL	6-5	230	So.	Durham, N.C.	Jordan
37	Simeon Gatling	DB	5-10	185	Fr.	High Point, N.C.	Dudley
24	Zach Goins	DB	6-1	180	So.	Matthews, N.C.	Weddington
38	Darius Graves	RB	5-8	190	Fr.	Greensboro, N.C.	Dudley
26	Dominique Green	S	5-11	190	Sr.	Laurinburg, N.C.	Scotland County/Hargrave M.A.
4	Rontavius Groves	WR	5-11	175	Fr.	Nashville, Tenn.	Pearl-Cohn
52	Tommy Hatton	C	6-3	290	Fr.*	Glen Rock, N.J.	St. Joseph's
67	Charlie Heck	OT	6-7	295	Fr.*	Kansas City, Mo.	Rockhurst
71	Jon Heck	OT	6-7	310	Sr.	Jacksonville, Fla.	The Bolles School
6	Caleb Henderson	QB	6-3	225	So.	Burke, Va.	Lake Braddock
73	Brad Henson	OG	6-5	290	Jr.	Surf City, N.J.	Monsignor Donovan
36	Cole Holcomb	LB	6-1	220	Jr.	New Smyrna Beach, Fla.	New Smyrna Beach
13	Mack Hollins	WR	6-4	215	Sr.	Rockville, Md.	Wootten/Fork Union M.A.
34	Elijah Hood	TB	6-0	230	Jr.	Charlotte, N.C.	Charlotte Catholic
42	Tyrone Hopper	LB	6-4	220	Fr.	Roswell, Ga.	Roswell
84	Bug Howard	WR	6-5	220	Sr.	Rochelle, Ga.	Wilcox County
48	Thomas Jackson	WR	5-11	195	Jr.	Charlotte, N.C.	Charlotte Country Day
95	Tolson Jeffrey	PK	6-0	190	So.	Richlands, N.C.	Richlands
19	Roscoe Johnson	WR	6-1	180	Fr.	Jonesville, S.C.	Union County

2016 ALPHABETICAL ROSTER

No.	Name	Pos.	Ht.	Wt.	Yr.	Hometown	High School/Previous School
98	Freeman Jones	PK	6-0	200	So.	Bunn, N.C.	Bunn
90	Nazair Jones	DT	6-5	310	Jr.	Roanoke Rapids, N.C.	Roanoke Rapids
2	Des Lawrence	CB	6-1	185	Sr.	Charlotte, N.C.	Charlotte Christian
91	Hunter Lent	P	6-5	230	So.	Elon, N.C.	Western Alamance
8	T.J. Logan	TB	5-10	190	Sr.	Greensboro, N.C.	Northern Guilford
14	Joey Mangili	P	6-3	205	Sr.	Durham, N.C.	Jordan
47	Dan Mastromatteo	TE	6-2	235	Sr.	Absecon, N.J.	Holy Spirit
55	Jay-Jay McCargo	OL	6-3	310	Fr.	Alexandria, Va.	Bishop O'Connell
15	Donnie Miles	S	5-11	205	Jr.	Miami, Fla.	North Gwinnett
16	Manny Miles	QB	6-0	200	So.	Baton Rouge, La.	Univ. Laboratory School
5	Juval Mollette	WR	6-4	210	Fr.*	Randleman, N.C.	Randleman
19	Robert Morgan	DB	5-10	190	Jr.	Los Angeles, Calif.	Oaks Christian/Pasadena City J.C.
41	Kyle Murphy	DS	6-2	235	Jr.	Charlotte, N.C.	Ardrey Kell
21	Devin Perry	WR	6-2	210	So.	Memphis, Tenn.	Memphis University School
70	Caleb Peterson	OG	6-5	300	Sr.	Auburn, Ala.	Auburn
52	Kemmi Pettway	LB	6-2	240	Jr.	Charlotte, N.C.	Garinger
57	Marlon Petty	LB	6-0	205	Jr.	McLeansville, N.C.	Eastern Guilford
58	Nick Polino	OG	6-4	290	Fr.*	Buford, Ga.	Buford
95	Tyler Powell	DT	6-4	275	Jr.	Midlothian, Va.	Cosby
76	R.J. Prince	OT	6-6	310	Jr.	Albemarle, N.C.	Albemarle
57	Tyler Pritchett	OL	6-2	300	Fr.	Auburn, Ala.	Auburn
7	Austin Proehl	WR	5-10	185	Jr.	Charlotte, N.C.	Providence
17	Anthony Ratliff-Williams	WR	6-1	200	Fr.*	Matthews, N.C.	Butler
8	Patrice Rene	DB	6-2	200	Fr.	Alexandria, Va.	Episcopal
35	Chris Ripberger	S	5-11	195	Jr.	Greensboro, N.C.	Northern Guilford
3	Dominique Ross	LB	6-3	210	Fr.	Jacksonville, Fla.	Trinity Christian Academy
5	Greg Ross	DB	6-1	175	Fr.	Temple Hills, Md.	Potomac
9	K.J. Sails	DB	5-11	165	Fr.	Tampa, Fla.	East Bay
32	Jacob Schmidt	RB	5-10	195	So.	Hickory, N.C.	Foard
43	Hunter Sheridan	DL	6-3	220	Fr.	Charlotte, N.C.	Charlotte Latin
10	Andre Smith	LB	6-0	240	So.	Jacksonville, Fla.	Trinity Christian Academy
20	David Smith Jr.	RB	5-9	205	So.	Raleigh, N.C.	Davidson College
7	Jonathan Smith	LB	6-1	235	Fr.	Laurinburg, N.C.	Scotland County
75	Bentley Spain	OT	6-6	300	Jr.	Charlotte, N.C.	Providence
27	Jaye Stackhouse	S	6-1	200	So.	Suwanee, Ga.	North Gwinnett
6	M.J. Stewart	CB	5-11	200	Jr.	Arlington, Va.	Yorktown
58	Josh Strickland	DE	6-2	220	So.	Yadkinville, N.C.	Elkin
55	Jason Strowbridge	DE	6-4	270	Fr.*	Deerfield Beach, Fla.	Deerfield Beach
12	Chazz Surratt	QB	6-3	205	Fr.	Denver, N.C.	East Lincoln
54	Johnathan Sutton	LB	6-0	235	Fr.*	Swansea, S.C.	Swansea
51	William Sweet	OT	6-7	300	Fr.*	Jacksonville, Fla.	First Coast
3	Ryan Switzer	WR	5-10	185	Sr.	Charleston, W.Va.	George Washington
10	Mitch Trubisky	QB	6-3	225	Jr.	Mentor, Ohio	Mentor
69	Jonathan Trull	OG	6-4	310	Jr.	Charlotte, N.C.	Charlotte Christian
86	Carl Tucker	TE	6-2	240	Fr.*	Cornelius, N.C.	Hough
87	Noah Turner	TE	6-3	245	Fr.	Mundelein, Ill.	Carmel Catholic
62	Mark Uptegraff	C	6-2	305	Jr.	Charlotte, N.C.	Fork Union M.A.
72	Mason Veal	OG	6-5	305	Fr.*	Charlotte, N.C.	Ardrey Kell
83	Garrett Walston	TE	6-4	225	Fr.	Wilmington, N.C.	New Hanover
24	Nick Weiler	PK	6-0	190	Sr.	Fairfax Station, Va.	Lake Braddock
11	Myles Wolfolk	DB	6-0	200	Fr.	Upper Marlboro, Md.	Henry A. Wise
89	Jared Worley	TE	6-3	215	So.	Pittsboro, N.C.	Northwood

*redshirt freshman

2016 PRESEASON DEPTH CHART

OFFENSE (SPREAD)

Left Tackle

75 - Bentley Spain (6-6, 300, Jr.)
 51 - William Sweet (6-7, 300, Fr.*)
 67 - Charlie Heck (6-7, 295, Fr.*)

Left Guard

70 - Caleb Peterson (6-5, 300, Sr.)
 58 - Nick Polino (6-4, 290, Fr.*)

Center

68 - Lucas Crowley (6-3, 290, Sr.)
 52 - Tommy Hatton (6-3, 290, Fr.*)
 62 - Mark Uptegraff (6-2, 305, Jr.)

Right Guard

77 - John Ferranto (6-5, 300, Sr.)
 73 - Brad Henson (6-5, 290, Jr.)

Right Tackle

71 - Jon Heck (6-6, 310, Sr.)
 76 - R.J. Prince (6-6, 310, Jr.)

Tight End/Y

82 - Brandon Fritts (6-4, 240, So.)
 86 - Carl Tucker (6-2, 240, Fr.*)
 80 - Jake Bargas (6-4, 240, Fr.*)

Quarterback

10 - Mitch Trubisky (6-3, 225, Jr.)
 6 - Caleb Henderson (6-3, 225, So.) **OR**
 11 - Nathan Elliott (6-1, 210, Fr.*)

Tailback

34 - Elijah Hood (6-0, 230, Jr.)
 8 - T.J. Logan (5-10, 190, Sr.)
 1 - Khris Francis (5-9, 200, Sr.)

Wide Receiver

13 - Mack Hollins (6-4, 215, Sr.)
 17 - Anthony Ratliff-Williams (6-1, 200, Fr.*)
 15 - Jordan Cunningham (6-2, 190, So.)

Wide Receiver

3 - Ryan Switzer (5-10, 185, Sr.)
 7 - Austin Proehl (5-10, 185, Jr.)
 48 - Thomas Jackson (5-11, 195, Jr.)

Wide Receiver

84 - Bug Howard (6-5, 220, Sr.)
 88 - Jordan Fieulleateau (6-3, 210, Jr.)
 18 - Josh Cabrera (6-3, 205, So.)

DEFENSE (4-3)

Defensive End

17 - Dajaun Drennon (6-4, 255, Jr.)
 53 - Malik Carney (6-3, 230, So.)

Defensive Tackle

93 - Robert Dinkins (6-1, 275, So.) **OR**
 49 - Jeremiah Clarke (6-5, 305, So.)
 92 - Aaron Crawford (6-1, 310, Fr.*)

Defensive Tackle

90 - Nazair Jones (6-5, 310, Jr.)
 97 - Jalen Dalton (6-6, 300, So.)
 95 - Tyler Powell (6-4, 275, Jr.)

Defensive End

45 - Mikey Bart (6-3, 270, Sr.)
 55 - Jason Strowbridge (6-4, 270, Fr.*)

Will Linebacker

36 - Cole Holcomb (6-1, 220, Jr.)
 41 - J.B. Copeland (6-3, 225, Jr.)

Mike Linebacker

56 - Andre Smith (6-0, 240, So.)
 7 - Jonathan Smith (6-1, 235, Fr.)

Sam Linebacker

23 - Cayson Collins (6-1, 235, Jr.)
 25 - Ayden Bonilla (6-2, 225, So.)

Cornerback

6 - M.J. Stewart (5-11, 200, Jr.)
 18 - Corey Bell, Jr. (5-9, 175, So.)

Free Safety

26 - Dominque Green (5-11, 190, Sr.)
 21 - Myles Dorn (6-2, 210, Fr.)

Strong Safety

15 - Donnie Miles (5-11, 205, Jr.)
 29 - J.K. Britt (6-0, 200, So.)

Cornerback

2 - Des Lawrence (6-1, 185, Sr.)
 11 - Myles Wolfolk (6-0, 200, Fr.)

Nickelback

6 - M.J. Stewart (5-11, 200, Jr.)

SPECIAL TEAMS

Place-kicker

24 - Nick Weiler (6-0, 190, Sr.)
 98 - Freeman Jones (6-0, 200, So.)

Kickoff Specialist

24 - Nick Weiler (6-0, 190, Sr.)
 98 - Freeman Jones (6-0, 200, So.)

Punter

14 - Joey Mangili (6-3, 205, Sr.)
 90 - Corbin Daly (6-3, 200, So.) **OR**
 91 - Hunter Lent (6-5, 230, So.)

Deep Snapper

41 - Kyle Murphy (6-2, 235, Jr.) - PK
 61 - Tommy Bancroft (6-4, 215, So.) - P

Holder

14 - Joey Mangili (6-3, 205, Sr.)
 90 - Corbin Daly (6-3, 200, So.)

Kickoff Return

8 - T.J. Logan (5-10, 190, Sr.)

Punt Return

3 - Ryan Switzer (5-10, 185, Sr.)
 7 - Austin Proehl (5-10, 185, Jr.)

* - redshirt freshman

2015 SEASON & CAREER STARTS

Player, Pos.....	2015	Career
Quinshad Davis, WR	14	47
Landon Turner, OG	14	42
Jeff Schoettmer, LB	14	38
Jon Heck, OT	14	38
Caleb Peterson, OG	14	37
Marquise Williams, QB	14	33
Lucas Crowley, C	14	27
Dominique Green, S	3	26
Des Lawrence, CB	14	26
Dajaun Drennon, DE	12	25
Justin Thomason, DT	12	25
Malik Simmons, CB	7	23
Sam Smiley, S	11	20
Donnie Miles, S	14	20
Ryan Switzer, WR	9	20
Kendrick Singleton, WR	13	19
Brian Walker, S	4	18
John Ferranto, OT	4	17
T.J. Logan, TB	3	17
Shakeel Rashad, LB	14	16
Mikey Bart, DE	14	16
Elijah Hood, TB	14	15
Mack Hollins, WR	5	13
Romar Morris, TB	2	13
Bug Howard, WR	8	12
M.J. Stewart, CB	12	12
Nazair Jones, DT	10	10
Bentley Spain, OT	10	10
Robert Dinkins, DT	3	3
Andre Smith, LB	3	3
Cayson Collins, LB	2	3
Jeremiah Clarke, DT	2	2
Junior Gnonkonde, DE	2	2
Will Dancy, OG/C	2	2
Damien Washington, WR	1	2
Brandon Fritts, TE	1	1
Ian Dibble, FB	1	1
Caleb Samuel, TE	1	1
Allen Artis, LB	1	1

PRONUNCIATION GUIDE

Players

Mikey Bart MY-key
 Ayden Bonilla A-den boh-NEE-uh
 Malik Carney muh-LEEK
 Cayson Collins KAY-suhn
 Dajaun Drennon duh-WAHN
 John Ferranto fuhr-ANN-toe
 Jordan Fieulleateau fee-ALL-toe
 Tomon Fox tuh-MON
 Rontavious Groves ron-TAY-vee-us
 Nazair Jones nah-ZAYHR

Dan Mastromatteo mass-troh-muh-TAY-oh
 Austin Proehl PROLE
 Patrice Rene ruh-NAY
 Chazz Surratt suh-RATT
 Nick Weiler WYE-luhr

Assistant Coaches


Chris Kapilovic kuh-PILL-o-vick
 John Papuchis puh-POO-chis

2016 FOOTBALL

CAROLINA



PLAYER PROFILES



CAMERON ALBRIGHT

SAFETY
6-1 • 215 • SOPHOMORE
KENNESAW, GA. • NORTH COBB



Made significant progress in the offseason and should provide depth on special teams and in the defensive backfield • Had two interceptions in the spring game.

At Carolina


Missed the 2015 season with a knee injury • Redshirted in 2014.

North Cobb High School

Rated the No. 41 safety in the nation by ESPN.com • Considered the No. 52 safety in the nation by Rivals.com • Ranked among the top 85 players in the state of Georgia by Rivals • Rated the No. 60 safety in the country by Scout.com • Also played wide receiver and saw time at quarterback • Posted 61 tackles and had two interceptions as a senior • Also made 17 receptions for 256 yards and three touchdowns • Helped lead North Cobb to back-to-back 6-A playoff appearances, including a run to the state semifinals as a junior • One of several prospects from Cobb County to sign with the Tar Heels joining Allen Artis and Ayden Bonilla • Selected to play in the RisingSeniors.com 2012 Georgia Junior Bowl.

Personal

Nickname is "Cam" • Best class he's taken at UNC was COMM 120 because it was always engaging • If he could choose an NFL team to play for, it would be the Falcons • His dream job is to be an ESPN anchor • People say he looks like Squidward's house from "SpongeBob SquarePants" • His favorite TV show is "The Fresh Prince of Bel-Air" • His favorite food is the ribs his dad makes • The reason he wears number 31 is because Kam Chancellor wears number 31 • The people who had the biggest impact on his life are Tim and Juana Albright, his parents • Exercise and sport science major.




STEPHEN ALBRIGHT

SAFETY
6-2 • 195 • SOPHOMORE
RALEIGH, N.C. • CARDINAL GIBBONS



Joined the team as a walk-on prior to the 2015 season • Earned All-Conference honors his junior and senior year at Cardinal Gibbons High School in Raleigh • Averaged 10 tackles per game as a senior • Academic Honor Roll selection all four years • Played lacrosse earning All-America honors his senior year and all-state his junior year • High school football coach was Steve Wright • If he could choose an NFL team to play for, it would be the Panthers • His dream job is to be a CEO • His New Year's resolution was to do more volunteer work • People say he looks like Tyler Hansbrough • His favorite TV show is "Prison Break" • If he could guest star on a reality TV show, it would be "Survivor" • His brother, Eric, was a member of the football team from 2010-14, lettering in his final two seasons • Son of Karen and Daniel Albright • Birthday is June 22 • Majoring in business administration.



ALLEN ARTIS

LINEBACKER
6-1 • 210 • JUNIOR
MARIETTA, GA. • WHEELER



Shifted to linebacker in the spring and will compete for a spot in the rotation and on special teams.

2015 - Sophomore Season

Played in 12 games during the regular season, primarily on special teams • Recorded five tackles, including one in the Russell Athletic Bowl vs. Baylor.

2014 - True Freshman Season

Appeared in all 13 games and finished the regular season with 14 tackles • Had multiple tackles in six games, including a season-high three at East Carolina • Posted one tackle in the Quick Lane Bowl vs. Rutgers • Enrolled at UNC in January and participated in spring football practice.

Wheeler High School

Considered the No. 36 safety in the country by Scout.com • Ranked among the top 70 players in the state of Georgia by Rivals.com • Limited by a hamstring injury as a senior, but still posted 88 tackles, two interceptions and three forced fumbles • One of the finalists for the Atlanta Journal-Constitution's Super 11 team in Georgia • As a junior, he had 140 tackles and three interceptions • Named all-state as a junior • One of several prospects from Cobb County to sign with the Tar Heels joining Cameron Albright and Ayden Bonilla • Coached by Michael Collins.


Personal

Nickname is "Art" • If he could choose an NFL team to play for, it would be the Falcons so his grandmother could see him • His dream job is to be an ESPN talk show personality • People say he looks like Mike from "The Wood" • His favorite TV show is "Psych" • His favorite food is Chinese • His favorite off-day activity is fishing • If he could guest star on a reality TV show, it would be "Real House Husbands of Atlanta" • The person who had the biggest impact on his life is his father Johnny Artis, who played football at Wake Forest with UNC receivers coach Gunter Brewer in the late 1980s • Son of Johnny and Stephanie Artis • Economics major.

ALLEN ARTIS - CAREER STATISTICS

Year	Pri	A	Total	TFL	SACKS	INT	PBU	FF	FR
2014	7	7	14	0-0	0-0	0	0	0	0
2015	1	4	5	0-0	0-0	0	0	0	0
Totals	8	11	19	0-0	0-0	0	0	0	0

Career High: 3 tackles at East Carolina (2014)




TOMMY BANCROFT

DEEP SNAPPER
6-4 • 215 • SOPHOMORE
LA JOLLA, CALIF. • FRANCIS PARKER SCHOOL



Appeared in every game as the deep snapper on punts in 2015 • Rubio Long Snapping rated Bancroft a four-star prospect coming out of Francis Parker School in La Jolla, California • At the annual National Kicking & Snapping Spring Event in Las Vegas, Bancroft finished sixth for accuracy and speed during high school • Also started on the team's offensive and defensive lines • Coached by David Binn, who long snapped for 18 years in the NFL (17 full seasons with the Chargers) • Best class he's taken at UNC is DRAM 135 because he learned how to be an actor • If he could choose an NFL team to play for, it would be the Chargers • His dream job is to host "Dirty Jobs" • People say he looks like Junior, the asparagus on "Veggie Tales" • His favorite TV show is "Treehouse Masters" • His favorite food is burritos • His favorite off-day activity is going to the movie theatre • If he could guest star on a reality TV show, it would be "Jersey Shore" • Son of Tom and Corinne Bancroft • Birthday is Aug. 20 • Enrolled in the General College.




LAYTON BARBER

OFFENSIVE LINEMAN
6-5 • 310 • FRESHMAN
SOUTHERN PINES, N.C. • PINECREST



Enrolled at UNC in January, 2016 • Spurned scholarship offers from other institutions to walk on at UNC • Earned first-team all conference honors at Pinecrest High School in Southern Pines, N.C. • Also played basketball and competed in track and field in high school • Football coach was Chris Metzger • Birthday is May 24 • Enrolled in the General College.



JAKE BARGAS

TIGHT END
6-4 • 240 • FRESHMAN*
BOCA RATON, FLA. • ST. ANDREWS




Redshirted in 2015.

St. Andrews High School

Considered the No. 13 tight end in the nation by ESPN.com • Ranked the No. 23 tight end in the country and the No. 86 player in Florida by Rivals • Earned first-team Sun Sentinel all-county honors • Was an honorable-mention 3A all-state selection • Made 47 receptions for 869 yards and eight touchdowns • Caught 54 passes for 1,054 yards and 11 touchdowns as a junior • Hauled in 45 receptions for 824 yards and 10 touchdown catches as sophomore • Also returned punts and had several rushing attempts • High school head coach was Steve Howey • Would like to pursue a business degree at UNC • Also played basketball and lacrosse and was offered scholarships to play lacrosse at several Division I schools.

Personal

Nickname is "Jembe" • Best class he's taken at UNC is SPAN 105 because he wants to be fluent in Spanish one day • If he could choose an NFL team to play for, it would be the Dolphins • His dream job is to be a scuba instructor • His New Year's Resolution was to read more • People say he looks like Jon Snow • His favorite TV show is "Friday Night Lights" or "Friends" • His favorite food is chicken parmesan • The person who had the biggest impact on his life is his mother, Lori Bargas • Birthday is Nov. 28 • Business major.



MIKEY BART

DEFENSIVE END
6-3 • 270 • SENIOR
BUFORD, GA. • BUFORD



Led the team in sacks as a junior • Has only gotten better since coming to UNC and could be a pass rushing force this year.

2015 - Junior Season

Veteran defender who has solidified a spot as a starting defensive end and who led the team with 6.5 sacks on the year • Had two tackles in the bowl game vs. Baylor • Finished with a career-high seven tackles in the ACC Championship Game against Clemson •

Tallied a pair of solo tackles, a sack and a quarterback hurry in the win at NC State • Finished with a career-high 2.5 sacks in the win at Virginia Tech • Had three tackles (two solo) in the win over Duke • Blocked a punt and had three quarterback hurries in the win at Pitt • Was dominant in the win over Virginia, finishing with two sacks, two quarterback hurries and a forced fumble • Had a tackle and a quarterback hurry in the win over Illinois • Had two tackles and a quarterback hurry in the win over NC A&T • Notched his first sack of the year in the season opener against South Carolina.

2014 - Sophomore Season

Appeared in all 13 games and finished with 12 tackles (nine solo) and one sack • Got to Miami quarterback Brad Kaaya in the backfield, forcing a fumble that was picked up by Cayson Collins for Carolina's first touchdown of the game • Had a season-high three tackles (two solo) in the season opener against Liberty and again at East Carolina • Broke up a pass at Virginia.



MIKEY BART - CAREER STATISTICS									
Year	Pri	A	Total	TFL	SACKS	INT	QBH	FF	FR
2013	5	3	8	1.0-9	1.0-9	0	0	0	0
2014	9	3	12	1.0-9	1.0-9	0	0	1	0
2015	16	13	29	6.5-28	6.5-28	0	9	1	0
Totals	30	19	49	8.5-46	8.5-46	0	9	2	0

Career High: 7 tackles vs. Clemson (2015) • 2.5 sacks at Virginia Tech (2015)

2013 - Freshman Season

Saw action in eight games at bandit and on special teams and started against Boston College and Virginia • Played 10 snaps in his first game against MTSU and then saw more significant action in the final seven games of the season • Recorded a season-high three solo tackles in the win over Virginia • Had three tackles (one solo) and his first career sack in the win over Boston College • Also got his first career start against the Eagles.

Buford High School

Prepstar All-Southeast Region • Finished second in the county with 12.5 sacks • Earned first-team all-state as a defensive end and tight end • Played in the state championship game four times and won three of those • Was named the county player of the year • Ranked the No. 24 tight end in the country by ESPN.com, No. 33 by Scout.com and No. 81 by 247sports.com • Considered the No. 114 player in Georgia by ESPN.com • Team captain • Gwinnett County TD Club Player of the Year • Played at the same high school as current Tar Heel Nathan Staub • Coached by Jess Simpson • Helped lead his team to the state championship in baseball.

Personal

If he could choose an NFL team to play for, it would be the Falcons • His favorite TV show is "Breaking Bad" • His favorite food is pizza • The person who had the biggest impact on his life is his mom Karen Bart • Favorite class at UNC is Portuguese 316 • Born Michael Joseph Bart on March 26 • Son of Karen and Tom Bart • His brother Joey plays baseball at Georgia Tech • Majoring in management and society.




KEITH BEASLEY

LINEBACKER
6-1 • 210 • SOPHOMORE
DURHAM, N.C. • HILLSIDE



38

Joined the team as a walk-on in 2015 • Selected as a Morehead-Cain Scholar, the most prestigious academic scholarship at UNC • Earned the Wendy's High School Heisman award as a senior at Durham Hillside High School • A Tom Suiter Extra Effort Award winner • Totaled 137 tackles, 20 tackles for loss, 10 sacks, 3 interceptions, 2 fumble recoveries and 7 pass break ups as a senior • Four-year varsity athlete • Two-time first-team all-conference player • Graduated as the valedictorian of his class • A Coca-Cola Scholarship finalist • Inducted into his high school hall of fame • Also played varsity baseball • High school football coach was Antonio King • Nickname is "KB" • Best class he's taken at UNC is ECON 57 because he learned various skills that were applicable to his life • If he could choose an NFL team to play for, it would be the Panthers • His dream job is a traveling philanthropist • People say he looks like Lance Gross • His favorite TV show is "SportsCenter" • His favorite food is mac and cheese • The people who had the biggest impact on his life are his parents Darryl Beasley Sr. and Tamera Coyne-Beasley • Majoring in biomedical engineering • Birthday is November 13 • Enrolled in the General College.



COREY BELL JR.

CORNERBACK
5-9 • 175 • SOPHOMORE
CHARLOTTE, N.C. • HOUGH



18

Fast corner who should compete for more playing time in the defensive backfield this season.

2015 - True Freshman Season


Played in three games and saw action on 45 snaps, primarily on special teams.

Hough High School

Ranked the No. 24 player in North Carolina and is among the top 100 cornerback prospects in the country • Posted 23 tackles, intercepted six passes for 73 yards, had five pass breakups as a senior leading Hough to a 10-4 record • Returned 10 kickoff for 170 yards and 10 punts for 212 yards • Also had 12 receptions for 124 yards and two touchdowns • Named to the All-Charlotte Observer team • High school head coach was Miles Aldridge.

Personal

Nickname is "C-Bell" • Best class he's taken at UNC is INLS 151 because he learned how to succeed in college • If he could choose an NFL team to play for, it would be the Rams • His dream job is to player cornerback in the NFL • His favorite TV show is "SportsCenter" • His favorite food is sweet potatoes • The reason he wears number 18 is because he wore it in high school • The person who had the biggest impact on his life is his father Myron Bell, who was a safety in the NFL and started in Super Bowl XXX for the Pittsburgh Steelers • Son of Myron and Kimberly Bell • Birthday is Jan. 23 • Majoring in business administration.



AYDEN BONILLA

LINEBACKER
6-2 • 225 • SOPHOMORE
WOODSTOCK, GA. • ETOWAH



25

Continues to improve and is poised to make an impact in his third year in the program • Good special teams player.

2015 - Redshirt Freshman Season

Appeared in all 14 games, primarily on special teams • Had six tackles (four solo) and a forced fumble on the year • Saw his most extensive action and finished with three tackles (two solo) in the win over Delaware • Forced a fumble on special teams in his first career action in the season opener against South Carolina • Made the transition from safety to linebacker after redshirting in 2014.

Etowah High School

Ranked among ESPN.com's top 100 safeties and top 100 players in the state of Georgia despite missing his senior season with an ACL injury • Earned


AYDEN BONILLA - CAREER STATISTICS									
Year	Pri	A	Total	TFL	SACKS	INT	PBU	FF	FR
2015	4	2	6	0-0	0-0	0	0	1	0
Totals	4	2	6	0-0	0-0	0	0	1	0

Career High: 3 tackles vs. Delaware (2015)

all-county honors as a junior • Started nine of 10 games as a junior and registered 79 tackles, including 34 solo stops, and had 12 pass breakups • Also played wide receiver • Missed some time as a junior with a hand injury • Started on both sides of the ball as a sophomore and junior • One of several prospects from Cobb County to sign with the Tar Heels joining Cameron Albright and Allen Artis • Coached by Dave Svehla.



Personal

If he could choose an NFL team to play for, it would be the Steelers • His dream job is to be a personal trainer • His favorite TV show is "Spartacus" • His favorite food is spaghetti • The person who had the biggest impact on his life is his father, Curtis • Son of Curtis and Diana Bonilla • Exercise and sport science major.



J.K. BRITT

SAFETY
6-0 • 200 • SOPHOMORE
NEWNAN, GA. • NEWNAN



29

Promising young player who should be part of the rotation in the defensive backfield • Played last year as a true freshman.

2015 - True Freshman Season

Appeared in 11 games as a reserve defensive back, including a season-high 32 snaps in the win over North Carolina A&T and 23 vs. Illinois • Tallied eight tackles and two pass breakups on the year • Had a season-best four tackles and a pass breakup in the win over Illinois • Logged his first career tackle in the win against NC A&T • Enrolled at Carolina in January and participated in spring drills.

Newnan High School

Ranked the No. 48 safety in the country by ESPN.com • Considered the No. 75 cornerback in the country by Rivals.com • Ranked the No. 92 cornerback in the country and the No. 33 cornerback in the South by Scout.com • Made 50 tackles, broke up two passes and had two interceptions as a senior • Also rushed 115 times for 746 yards and 10 touchdowns and had eight catches for 79 yards • Recorded four interceptions and 22 tackles in 2013 • Rushed for 429 yards on 81 carries as a junior, but was limited due to an ankle injury • Played mostly offense as a sophomore, rushing for 551 yards and four touchdowns while also hauling in 29 receptions including three scores • Also made 31 tackles after stepping into a starting role in the secondary late in 2012 and was a return threat on special teams • High school head coach was Mike McDonald.

Personal

His nickname is "HG Smash" • If he could choose an NFL team to play for, it would be the Chiefs • His dream job is to be a sports analyst • His New Year's resolution was to read more • People say he looks like Morris Chestnut • His favorite TV show is "SportsCenter" • His favorite food is steak • The reason he wears number 29 is because Eric Berry wears 29 • His favorite off-day activity is playing FIFA • If he could guest star on a reality TV show, it would be "Hard Knocks" • The person who had the biggest impact on his life is Larry Ferguson, his guardian • Son of April Britt and Jeff Rhodes • Birthday is May 21 • Exercise and sport science major.

J.K. BRITT - CAREER STATISTICS									
Year	Pri	A	Total	TFL	SACKS	INT	PBU	FF	FR
2015	4	4	8	0-0	0-0	0	2	0	0
Totals	4	4	8	0-0	0-0	0	2	0	0

Career High: 4 tackles vs. Illinois (2015)



JORDAN BROWN

TAILBACK
5-10 • 190 • FRESHMAN
DURHAM, N.C. • SOUTHERN DURHAM



2


Enrolled at Carolina in January and participated in spring drills.

Southern Durham High School

Four-star athlete who was listed as the No. 7 all-purpose back in the nation by Rivals.com • Considered the No. 12 player in North Carolina by Rivals • Ranked the No. 11 all-purpose back in the country by 247sports.com • Considered the No. 21 player in North Carolina by 247sports.com • Member of North Carolina's Shrine Bowl team • Helped lead Southern Durham to a 12-4 record and the NCHSAA 3AA state championship game before falling to Shelby Crest • Played quarterback in the state championship game and threw for one touchdown and ran for two more • As a senior, ran for 1,705 yards and 26 touchdowns on 268 carries • Also had 29 catches for 505 yards and eight scores • As a junior, he had 950 yards rushing and 18 touchdowns and 550 yards receiving and eight touchdowns • Rushed for 753 yards and scored 13 touchdowns as a sophomore, while also catching 23 passes for 415 yards and three scores • As a sophomore, scored the state championship game-winning TD on an 80-yard catch-and-run in the final moments to lift Southern Durham to a 38-31 win over Crest • Coached by Darius Robinson.



Personal

His nickname is "JB" • If he could choose an NFL team to play for, it would be the Seahawks • His favorite food is pasta • His favorite off-day activity is playing video games • The person who had the biggest impact on his life is his brother Brandon Brown • Son of Antonio and Carol Brown • Birthday is April 28 • Computer sciences major.




THOMAS BROWN

DEFENSIVE BACK
6-0 • 195 • SOPHOMORE
STATESVILLE, N.C. • STATESVILLE



20

Joined the team as a walk-on prior to the 2015 season • Led Statesville High School in receiving his senior year with 42 receptions for 464 yards and six TDs • Two-year varsity player • Earned All-County honors his senior year • Two-time team captain • Was the salutatorian of his graduating class • Member of the Beta Club • Also ran the 400 and 4x400 in track and field • Played on the basketball team which was the 2013 state runner-up • High school coach was Randall Gusler • Nickname is "T Brown" • Best class he's taken at UNC is ECON 89 because he learned a lot about the current economy • If he could choose an NFL team to play for, it would be the Panthers • His dream job is to be an athletic trainer in a pro sport • His New Year's resolution was to not procrastinate on homework • People say he looks like his grandfather • His favorite TV show is "The Office" • His favorite food is chicken wings • The reason he wears number 20 is because the letter "T" is the 20th letter in the alphabet • His pregame ritual or superstition is to eat fruit snacks • The person who had the biggest impact on his life is his father Chris Brown • Parents are Chris and Leigh Brown • Majoring in exercise and sport science • Birthday is August 10.



LOGAN BYRD

QUARTERBACK
6-3 • 230 • FRESHMAN
WARNER ROBINS, GA. • VETERANS



14


Enrolled at Carolina in January and participated in spring drills.

Veterans High School

Four-star recruit who is ranked the No. 15 pro-style quarterback in the country by 247sports.com • Considered the No. 32 player overall in Georgia • Played in the Semper Fi All-America Bowl • Ranked the No. 20 player in Georgia by ESPN.com and the No. 10 pocket passer in the country • Rivals.com considers him the No. 13 dual-threat quarterback and the No. 29 player in Georgia • Three-year starter who threw for 3,902 yards with 27 touchdowns at Veterans • Rushed for 930 yards and 15 touchdowns as a senior, including a 99-yard run against West Laurens and 81-yarder against Howard • Rushed for nearly 1,800 yards in his career • Helped lead his high school to the playoffs in three of his four varsity seasons • Coached by David Bruce.

Personal

If he could choose an NFL team to play for, it would be the Broncos or Chargers • His dream job is to be an orthopedic surgeon • People say he looks like Ivan Drago from Rocky IV • His favorite TV show is “Modern Family” or “Cops” • His favorite food is anything his mom makes • His favorite off-day activity is going to the movies or throwing football • The people who had the biggest impact on his life are his parents Mike and Shannon Byrd • Birthday is Sept. 1 • Business administration major.



JOSH CABRERA

WIDE RECEIVER
6-3 • 205 • SOPHOMORE
JACKSONVILLE, N.C. • NORTHSIDE



18

2015 - Redshirt Freshman Season


Saw action in games against North Carolina A&T and Duke in 2015 • Redshirted in 2014.

Northside High School

Versatile player who was named the Jacksonville Daily News Player of the Year • Led Northside to three consecutive conference championships and the third round of the high school playoffs as a senior • Selected to North Carolina’s Shrine Bowl team, but could not play because of a fracture in his hand • Played primarily at wide receiver, but also saw time at cornerback, kick returner and punter • Caught 53 passes for 896 yards and 16 touchdowns, averaging 16.9 yards per catch, as a senior • Had eight interceptions and returned one for a touchdown, returned a kickoff and a punt for touchdowns and punted for a 36-yard average • Had 30 receptions for 625 yards and 13 touchdowns as a junior when Northside went 14-1 • Coached by Bob Eason.

Personal

Transferred from Albany, Ga., to Jacksonville before his junior season with his military family • Son of Manases and Tina Cabrera • Exercise and sport science major.



MALIK CARNEY

DEFENSIVE END
6-3 • 230 • SOPHOMORE
ALEXANDRIA, VA. • T.C. WILLIAMS



53

Has the potential to be a solid pass rush end • Made significant improvement in the offseason and had two sacks in the Spring Game.

2015 - Redshirt Freshman Season

Saw action in games against North Carolina A&T, Illinois and Wake Forest primarily as a pass rush defensive end • Finished with 12 tackles, including a season-high six vs. North Carolina A&T • Also had a quarterback pressure against the Aggies • Added four tackles against Illinois and two vs. Wake Forest • Redshirted in 2014.

T.C. Williams High School

Ranked the No. 86 linebacker in the country by 247sports.com and the No. 33 player in Virginia • Considered the No. 28 player in the state of Virginia by Rivals.com • Registered more than 90 tackles and posted 13 sacks, two forced fumbles and two fumble recoveries as a senior • Also rushed for more than 900 yards on offense as T.C. Williams finished 7-4 and advanced to the playoffs • Named honorable-mention All-Met by The Washington Post • Carney was on the winning team at UNC’s 7-on-7 team camp in the summer of 2013 • High school teammate of fellow Tar Heel signee Jeremiah Clarke • Was named MVP of the Nike Football Training Camp in April, 2013 • Coached by Dennis Randolph.

Personal

Nickname is “Scoop” • If he could choose an NFL team to play for, it would be the Patriots • His favorite TV show is “The Game” • His favorite food is fried chicken • The person who had the biggest impact on his life is Avery Williams • Son of Lamont Carney and Adrienne Williams • Exercise and sport science major.

MALIK CARNEY - CAREER STATISTICS

Year	Pri	A	Total	TFL	SACKS	INT	PBU	FF	FR
2015	4	8	12	0-0	0-0	0	0	0	0
Totals	4	8	12	0-0	0-0	0	0	0	0

Career High: 6 tackles vs. North Carolina A&T (2015)



JEREMIAH CLARKE

DEFENSIVE TACKLE
6-5 • 305 • SOPHOMORE
ALEXANDRIA, VA. • T.C. WILLIAMS



49

Sat out the spring semester due to personal reasons.

2015 - Redshirt Freshman Season

Appeared in all 14 games at defensive tackle, tallying 44 tackles, two tackles for loss and a sack • Recorded a career-high 10 tackles in the Russell Athletic Bowl vs. Baylor • Had three stops in the ACC Championship Game against Clemson • Finished with three tackles in road wins over Virginia Tech and NC State • Registered his first career sack in the win over Miami • Had three tackles each in wins over Duke, Pitt and Virginia • Posted five stops against Wake Forest • Finished with three tackles and a quarterback hurry in the win over Illinois • Had five stops (two solo) and a tackle for loss in the win

JEREMIAH CLARKE - CAREER STATISTICS

Year	Pri	A	Total	TFL	SACKS	QBH	PBU	FF	FR
2015	15	29	44	2.0-14	1.0-11	2	0	0	0
Totals	15	29	44	2.0-14	1.0-11	2	0	0	0

Career High: 10 tackles vs. Baylor (2015)

over NC A&T • Got the start at defensive tackle in his first career game and finished with a solo tackle against South Carolina • Redshirted in 2014.

T.C. Williams High School

Ranked the No. 11 defensive tackle in the country by Scout.com • Listed as the No. 16 strongside defensive end and No. 11 player in Virginia by 247sports.com • Considered the No. 34 defensive tackle nationally and the No. 22 player in Virginia by Rivals.com • Listed as the No. 48 defensive tackle and No. 16 player in Virginia by ESPN.com • Played in the Offense-Defense Bowl, a postseason all-star game in Orlando, Fla. • Recorded 79 tackles and 11.5 sacks as a junior • Clarke was on the winning team at UNC's 7-on-7 team camp in the summer of 2013 • Coached by Dennis Randolph.

Personal

Son of James and Tiffany Lee-Clarke • Exercise and sport science major.



CAYSON COLLINS
 LINEBACKER
 6-1 • 235 • JUNIOR
 CHARLOTTE, N.C. • BERRY ACADEMY



Enters the season competing for a starting role at linebacker • Skilled player who has improved each year • Working to become a more disciplined player.

2015 - Sophomore Season

Had five tackles (four solo) and a tackle for loss in the ACC Championship Game against Clemson • Finished with two tackles and a fumble recovery in the win over Miami • Had six stops each in wins over Duke and Wake Forest • Established a new career high with 10 tackles (nine solo) and had a pair of tackles for loss and a forced fumble in the win at Georgia Tech • Had two stops in the Delaware win • Started at Sam linebacker and finished with three tackles (two solo) in the win over NC A&T • Had three tackles in the season opener against South Carolina.

2014 - True Freshman Season

Finished the regular season with 36 tackles, two forced fumbles, two fumble recoveries and a touchdown • After recording just six tackles in the first seven games of the year, exploded for 30 stops in the final six games • Made one tackle in the Quick Lane Bowl vs. Rutgers • Had three stops in the regular season finale against NC State • Registered four tackles (three solo) and forced a fumble in the win at Duke • Making his first career start, established a career high with nine tackles in the win over Pitt • Had five tackles and a 39-yard fumble recovery for a touchdown at Miami • Finished with eight tackles in the win at Virginia • Had two solo stops and forced a fumble in his first collegiate game against Liberty.

Berry Academy

Selected to North Carolina's Shrine Bowl team • Considered one of the top 20 players in North Carolina by all the major recruiting analysts • Named

CAYSON COLLINS - CAREER STATISTICS

Year	Pri	A	Total	TFL	SACKS	QBH	PBU	FF	FR
2014	18	18	35	0-0	0-0	0	0	2	2
2015	23	15	38	3.0-11	0-0	0	0	1	1
Totals	41	33	74	3.0-11	0-0	0	0	3	3

Career High: 10 tackles at Georgia Tech (2015)

the SoMeck 8 4A Player of the Year • Listed as the No. 28 outside linebacker in the nation and No. 17 player in North Carolina by Rivals.com • Ranked the No. 35 outside linebacker in the country by Scout.com • Listed as the No. 39 outside linebacker in the country and No. 17 player in the state by 247sports.com • ESPN.com tabbed him the No. 54 OLB and No. 27 player in North Carolina • Registered 139 tackles as a senior, including a game in which he had 33 stops • Also had 16 tackles for loss and recovered five fumbles • Tallied 110 tackles, including 74 solo stops, an interception, three forced fumbles, and returned a recovered fumble for a TD as a junior.

Personal

Nickname is "Queso" and "Cheese" • Best class he's taken at UNC is COMM 120 • If he could choose an NFL team to play for, it would be the Panthers • Dream job is to play in the NFL • People say he looks like Dwight Howard and Terrell Owens • Favorite TV show is "The Office" • Favorite food is pancakes • Wears number 23 is because he combined his high school number (3) and his best friend's number (2) • Pregame ritual is to eat Skittles in separate colors, first green and finish with purple • If he could guest star on a reality TV show, it would be "Chopped" • Person who had the biggest impact on his life is Alicia Collins, his mother • Son of Fred Carter and Alicia Collins • Birthday is Nov. 10 • Studio art major.



J.B. COPELAND
 LINEBACKER
 6-3 • 225 • JUNIOR
 SOUTHLAKE, TEXAS • NAVARRO COLLEGE
 NEW MEXICO ST./SOUTHLAKE CARROLL



Enrolled in January and participated in spring practice • Expected to compete for a starting position at linebacker.


Navarro College/New Mexico State/South Lake Carroll High School

Rated the No. 10 junior college outside linebacker prospect in the country • Ranked seventh in the country among Junior Colleges with 11.6 tackles per game • In 10 games, he recorded 116 tackles, five sacks, forced a fumble, recovered a fumble and broke up a pass • Played his freshman season at New Mexico State University where he saw action in eight games and started six • Two-year starter at linebacker for Southlake Carroll High School in Southlake, Texas, before attending NMSU • As a senior, played in just three games, recording 41 tackles, an interception and a pass break up • Was in on 90 tackles, 45 solo, eight sacks and three interceptions with one of those for a touchdown as a junior at Southlake Carroll High School • Coached by Cody Crill at Navarro.





Personal

If he could choose an NFL team to play for, it would be the Cowboys • His dream job is to be a professional surfer • People say he looks like teammate Cole Holcomb • His favorite TV show is "Cops" • His favorite food is PB&J sandwich • His favorite off-day activity is watching Netflix • The person who had the biggest impact on his life is his father Byron Copeland • Son of Byron and Rachelle Copeland • Birthday day is Dec. 6 • Business administration major.



HUNTER CRAFFORD
LINEBACKER
6-2 • 225 • JUNIOR
GREENVILLE, N.C. • AYDEN-GRIFTON/PENN STATE

30

Valuable contributor on special teams.

2015 - Sophomore Season


Appeared in eight games on special teams and finished with a pair of tackles • Recovered an onside kick in the late stages of the ACC Championship Game against Clemson that was ultimately negated after an offside flag • Had tackles against NC State and Duke • Transfer from Penn State who joined the program in January 2015.

Ayden-Grifton High School



Lettered twice as a linebacker and long snapper for head coach Paul Cornwell • Was a two-time All-Carolina Conference selection and helped the Chargers to the 2012 NCHSAA 1A regional championship as a senior • Was a team captain during his junior and senior seasons • Member of the National Honor Society.

Personal

Nickname is "Buckwheat" • Best class he's taken at UNC is COMM 120 because "professor Sorenson is the best" • If he could choose an NFL team to play for, it would be the Panthers • His dream job is to own a gym • His New Year's resolution was to read The Bible daily • People say he looks like Post Malone with braids • His favorite TV show is "The Walking Dead" • His favorite food is cheeseburgers • If he could guest star on a reality TV show, it would be "Survivor" • The person who had the biggest impact on his life is Jesus Christ • Son of Scott and Vickie Crafford • Has two older siblings, a brother, Thaddeus, and a sister, Tisha Mahon, who played softball at Carolina • Birthday is July 10 • Exercise and sport science major.



AARON CRAWFORD
DEFENSIVE TACKLE
6-1 • 310 • FRESHMAN*
ASHBURN, VA. • STONE BRIDGE

92

Played in just two games (vs. North Carolina A&T and vs. Illinois) before suffering a season-ending knee injury • Received a medical redshirt and has four years of eligibility remaining.

Stone Bridge High School

Considered a four-star prospect by Scout.com • Ranked the No. 5 defensive tackle in the East, the No. 12 player in Virginia and the No. 26 prospect in the country by Scout.com • Member of the Scout 300 • Listed as the No. 44 defensive tackle in the country and No. 22 player in Virginia by Rivals.com • Named the No. 24 prospect in Virginia by The Roanoke Times • Earned first-

GOHEELS.COM

AARON CRAWFORD - CAREER STATISTICS

Year	Pri	A	Total	TFL	SACKS	QBH	PBU	FF	FR
2015	1	5	6	0-0	0-0	0	0	0	0
Totals	1	5	6	0-0	0-0	0	0	0	0

team 5A all-state honors as a senior • Helped lead Stone Bridge to a 10-3 record as a senior • Earned All-Met honorable-mention honors • Collected 69 total tackles and eight sacks as a junior on a 9-3 team that reached the Virginia 5A North region quarterfinals • High school head coach was Mickey Thompson • Also on the wrestling team • Finished third at the state wrestling championships as a junior.

Personal

Nickname is "AC" or "Bam Bam" • If he could choose an NFL team to play for, it would be the Ravens • His dream job is to be a professional eater • People say he looks like Shuge Knight • If he could guest star on a reality TV show, it would be "Real Husbands of Hollywood" • The people who had the biggest impact on his life are his parents, Booker and Robin Berry-Crawford • Born November 4 • Business administration major.



LUCAS CROWLEY
CENTER
6-3 • 290 • SENIOR
PONTE VEDRA, FLA. • NEASE




68

Enters his third consecutive season as the starter at center • Rimington Award nominee as one of the best centers in the country • Athletic player who does a great job getting to the next level as a blocker.

2015 - Junior Season

Named to the All-ACC third team by both ACSMA and the league's coaches • Saw action on 764 snaps in the regular season, including a season-high 78 in the Coastal Division clinching overtime win at Virginia Tech • Part of an offensive line that was named to a Joe Moore Award semifinalist, a new award that recognizes the best o-line play in the country • Offensive line paved the way for Elijah Hood to rush for more than 1,400 yards and Marquise Williams to run for more than 900 yards • Posted a season-best grade of 90 percent in a 59-21 win over Miami • Graded out at 85 percent and had seven knockdown blocks in a 66-31 win over



Duke • Carolina averaged 8.8 yards per play against the Blue Devils • Saw action on 59 snaps and had nine knockdowns in the 48-14 win over Illinois • Carolina rushed for 254, an average of 6.9 yards per carry, against the Illini • Graded out at 84 percent and had 10 knockdowns in the win over North Carolina A&T • Played 69 snaps, posted seven knockdowns and graded out at 83 percent in the season opener against South Carolina as the Tar Heels posted 208 rushing yards and averaged 6.5 yards per carry.

2014 - Sophomore Season

First year as the full-time starter at center • Started the season strong, but was slowed late in the year with a sprained ankle • Started 12 of 13 games • Missed the Miami game with an injury • Graded out at 80 percent on the season • Reached double digits in knockdown blocks in six games, including a season-high 11 in the win over Georgia Tech • Graded out at 93 percent and posted 10 knockdowns in the win over Duke as the Tar Heels rushed for 315 yards and had a season-high 591 total yards • Graded out at 85 percent at Clemson and at home vs. Virginia Tech • Began the season with 10 knockdown blocks in wins over Liberty and San Diego State.

2013 - Freshman Season


Appeared in six games, primarily at center, as a true freshman • Graded out at 89 percent with six knockdowns against Old Dominion • Started and played all 66 snaps at center against Pitt and registered five knockdowns while battling All-America defensive tackle Aaron Donald • Appeared in 26 plays in the win over Virginia • Made his collegiate debut in the win at NC State, playing 11 snaps and grading out at 90 percent.

Nease High School


Rated the No. 5 center in the country by ESPN.com • Considered the No. 12 center in the country and one of Florida's top 100 prospects by Rivals.com • Listed as the No. 20 center in the nation by Scout.com • Ranked the No. 50 offensive guard in the nation by 247sports.com • Named first-team All-First Coast • Member of the Jacksonville Times-Union Super 24 team • First-team all-state • MaxPreps Second-Team Medium Schools All-America selection • Prepstar All-Southeast Region selection • Coached by Shane Matthews.

Personal

His favorite food is fried fish • The reason he wears number 68 is because his brother wore it when he played • His favorite off-day activity is golfing • The person who had the biggest impact on his life is his brother Travis Crowley • Birthday is Sept. 7 • Son of Dan and Laurie Crowley • Exercise and sport science major.



JORDAN CUNNINGHAM
 WIDE RECEIVER
 6-2 • 190 • SOPHOMORE
 FT. LAUDERDALE, FLA. • UNIVERSITY SCHOOL/VANDERBILT



15

Transfer from Vanderbilt who had to sit out the 2015 season per NCAA transfer rules • Has two years of eligibility remaining • Expected to compete for a spot in the wide receiver rotation this fall.

At Vanderbilt

Recorded 19 receptions for 150 yards in two years with the Commodores • Was one of just three true freshmen to see action in 2013 when he made 15 catches for 123 yards • Started six games that season and had a career-best eight receptions against South Carolina • Played in three games and had four catches for 27 yards in 2014.

University School


Four-year contributor at University School in Florida where he earned all-state honors and was named an Under Armour and MaxPreps High School All-America.

JORDAN CUNNINGHAM - CAREER STATISTICS


Year	Rec.	Yards	Avg.	TD	LP
2013	15	123	8.2	0	14
2014	4	27	6.8	0	8
Totals	19	150	7.9	0	14

Personal

Nickname is "J.C." • His dream job would be any career in which he can help children born into poverty • His New Year's resolution was to get an internship with Northwestern Mutual and get into UNC's Kenan Flagler Business School • People say he looks like Kid Cudi • His favorite TV show is "The Fresh Prince of Bel-Air" or "Prison Break" • His favorite food is oxtail with rice and peas • If he could guest star on a reality TV show, it would be "Shark Tank" • The people who had the biggest impact on his life are Natalie and Carlton Cunningham, his parents • Native of Ft. Lauderdale, Fla. • Birthday is Oct. 12 • Economics major.



JALEN DALTON
 DEFENSIVE TACKLE
 6-6 • 300 • SOPHOMORE
 CLEMMONS, N.C. • WEST FORSYTH, N.C.



97

Came out of his redshirt year in the sixth game of the 2015 season and played in the final nine contests • Should be among the rotation at defensive tackle this year.

2015 - True Freshman Season

Appeared in nine games and tallied 15 tackles, two quarterback hurries, a tackle for loss and two pass breakups • Played 30 snaps and had four tackles in the Russell Athletic Bowl vs. Baylor • Broke up a pass in the win at NC State • Had a pair of stops in the win over Duke • Tallied a quarterback hurry in the win at Pitt • Finished with two tackles in the win over Virginia •



JALEN DALTON - CAREER STATISTICS

Year	Pri	A	Total	TFL	SACKS	QBH	PBU	FF	FR
2015	6	5	11	1.0-1	0-0	2	1	0	0
Totals	6	5	11	1.0-1	0-0	2	1	0	0

Career High: 4 tackles vs. Wake Forest (2015) vs. Baylor (2015)


Made his collegiate debut against Wake Forest and finished with four tackles (three solo) and a quarterback hurry • Enrolled at UNC in January and participated in 2015 spring practice.

West Forsyth High School

Ranked the No. 1 player in North Carolina by Rivals.com • Earned first-team all-state honors by the Associated Press • Rated a four-star player by Rivals.com and Scout.com • Listed as the No. 1 defensive end in North Carolina, No. 5 in the South and No. 10 nationally by Scout.com • Checks in at No. 62 on the Rivals100 list • Ranked the No. 4 defensive end in the country by Rivals • Considered the No. 2 player in North Carolina by 247sports.com • Considered the No. 2 player in North Carolina by ESPN.com • Member of the ESPN 300 team and is the No. 64 prospect overall • Member of the Scout300 and is listed as the No. 18 defensive end in the nation by Scout.com • Selected to play in the Shrine Bowl of the Carolinas and the Under Armour All-America Game • Had four tackles, including two for loss and one sack, in the Under Armour Game • High school head coach was Adrian Snow.

Personal

Son of Cynthia Stubblefield and Antoine Dalton • Birthday is August 4 • Enrolled in the General College.



CORBIN DALY
PUNTER
 6-3 • 200 • SOPHOMORE
 CHARLOTTE, N.C. • ARDREY KELL



90


Will be among the contenders for the starting punting position after seeing some playing time a year ago.

2015 - Redshirt Freshman Season

Played in five games and punted in five • Started the first three years of the season against South Carolina, North Carolina A&T and Illinois • Punted 13 times for 493 yards, an average of 37.9 per punt • Had a career long 56-yarder at Pittsburgh and a 52-yarder vs. Illinois • Four of his 13 punts were downed inside the 20-yard line • Redshirted in 2014.

Ardrey Kell High School


Ranked one the of the nation's top punters • Considered the No. 2 punter in the country by the composite rankings of 247sports.com • Selected to the U.S. Army All-America High School All-Star Game • Preseason all-state 2012 and 2013 • Earned all-conference honors in 2011 and 2013 and was on the NCPreps.com 4-A All-State team in 2013 • Voted to the Associated Press All-State team • Named Max Preps first-team All-America in 2013 by the Associated Press, averaging 48.7 yards on 49 punts – eleven of were downed inside the 10-yard line and more than 20 were downed inside the 20 • Never had a punt returned for a TD.




CORBIN DALY - CAREER STATISTICS									
Year	No.	Yards	Avg.	Long	TB	FC	i20	50+	Blk
2015	13	493	37.9	56	1	4	3	2	0
Totals	13	493	37.9	56	1	4	3	2	0

Personal

Nickname is "Corb" • Would most like to play for the Dolphins • His dream job is an athletic director • His New Year's resolution was to give up soda • People say he looks like Connor McGregor • His favorite TV show is "The Walking Dead" • His favorite food is Chinese • His favorite off-day activity is playing Call of Duty zombies mode • The person who had the biggest impact on his life is his high school coach Adam Hastings • Suffered a bicycle accident when he was in seventh grade that limited his ability to play any positions other than punter and kicker in football • Son of Maria Daly • Exercise and sport science major.




DANTE DiMAGGIO
WIDE RECEIVER
 6-2 • 205 • JUNIOR
 APEX, N.C. • CARDINAL GIBBONS



28

Joined the team as a walk-on prior to the 2014 season • Played three years of varsity football at Cardinal Gibbons High School in Raleigh • Two-year starter at wide receiver • All-conference as a junior and senior • Had 1,200 yards receiving on 67 receptions and 12 touchdowns in 10 games as a senior • Was ranked fourth in the state with 120 receiving yards per game • Made the playoffs all three seasons • Was team captain and earned the Crusader Award - exemplifies best work ethic and commitment of the team • Also played baseball, basketball and ran track • Played his freshman season at Cary Christian School and started seven games at quarterback • Had 1,600 passing yards and 15 touchdowns • Rushing for 500 yards and five touchdowns • Named the league's freshman of the year • Earliest football memory was when I was 11 years old and finished fourth nationally in the Punt, Pass and Kick competition • If he could choose an NFL team to play for, it would be the Patriots • His dream job is to play in the NFL • His New Year's resolution was to plan his schedule better • People say he looks like Daniel Craig • Favorite TV show is "Flash" • Favorite food is filet mignon • Favorite off-day activity is yoga or other sports • If he could guest star on a reality TV show, it would be "The Bachelor" • The person who had the biggest impact on his life is his father Tony DiMaggio, who is in the College Football Hall of Fame for the University of Rhode Island and was in NFL camps with Bengals and Patriots • Lives on a horse farm and learned to drive at age 10 • Son of Tony and Avery DiMaggio • Birthday is February 27 • Business administration major.



ROBERT DINKINS

DEFENSIVE TACKLE
 6-1 • 275 • SOPHOMORE
 CHARLOTTE, N.C. • OLYMPIC



93

Promising young defensive tackle who will continue to be among the rotation of the interior linemen.

2015 - Redshirt Freshman Season

Appeared in all 14 games at defensive tackle and tallied 21 tackles, one sack, two quarterback hurries, one fumble recovery and one pass breakup • Matched his season-high with four tackles against Baylor in the Russell Athletic Bowl • Had one tackle each against Duke, Pitt and Virginia • Also had a quarterback hurry and a fumble recovery against the Cavaliers • Finished with four stops in the win over Wake Forest • Assisted on a tackle at Georgia Tech • Had two stops in wins over Illinois and Delaware • Added a pass breakup in the win over the Illini • Finished with three tackles, including his first career sack, in the win over NC A&T • Made his Carolina debut in the season opener against South Carolina and had one tackle • Redshirted in 2014.


Olympic High School

Selected to play on North Carolina's Shrine Bowl team • Member of the Big 22 by WSOC-TV in Charlotte • Named All-Mecklenburg first team by The Charlotte Observer • Posted 55 tackles and three sacks despite constant double teams • Listed as the No. 39 defensive end in the nation and the

No. 19 player in North Carolina by ESPN.com • Named the No. 26 player in North Carolina by Rivals.com • Considered the No. 32 weakside defensive end and No. 21 player in state by 247sports.com • Posted 39 tackles and nine sacks as a junior • Earned SoMeck 8 4A all-conference honors • Helped team advance to the state playoffs before falling to Butler as a senior • Coached by Barry Shuford.


Personal

Son of Annie and Robert Dinkins Sr. • Exercise and sport science major.



MYLES DORN

SAFETY
 6-2 • 210 • FRESHMAN
 CHARLOTTE, N.C. • VANCE



21

Enrolled in January and drew praise from the coaching staff in the spring • Should contend for playing time early in the defensive backfield.

Vance High School

Outstanding athlete who played defensive back and wide receiver in high school • Rated the No. 14 player in North Carolina by Rivals.com and the No. 17 safety in the country • Considered the No. 20 player in North Carolina by 247sports.com and the No. 21 player by ESPN.com • Standout on both sides of the ball for Vance, recording six interceptions as a defensive back and 1,393 yards on 95 catches as a wide receiver • PrepStar All-Atlantic Region • High school head coach was Aaron Brand.

Personal


Son of Torin Dorn, former UNC running back and defensive back from 1986-89 • Torin rushed for 1,071 yards in his first three years in Chapel Hill, then started every game as a senior at cornerback before embarking on a six-year NFL career • Myles' brother, Torin Jr., plays basketball at NC State • His mother, Rhonda, also graduated from UNC • If he could choose an NFL team to play for, it would be the Panthers • His dream job is to play in the NFL • People say he looks like Will Smith in Ali • His favorite TV shows are "The Fresh Prince of Bel-Air", "First Take", and "Martin" • Favorite food is chicken tenders • The reason he wears number 21 is because Sean Taylor wore 21 • Favorite off-day activity is playing basketball and shopping for shoes • If he could guest star on a reality TV show, it would be "Rob Dyrdek's Fantasy Factory" • The person who had the biggest impact on his life is his father • Birthday is June 25 • Management and society major.



ROBERT DINKINS - CAREER STATISTICS

Year	Pri	A	Total	TFL	SACKS	QBH	PBU	FF	FR
2015	5	16	21	1.0-1	1.0-1	2	1	0	1
Totals	5	16	21	1.0-1	1.0-1	2	1	0	1

Career High: 4 tackles vs. Wake Forest (2015), vs. Baylor (2015)



DAJAUN DRENNON

DEFENSIVE END
6-4 • 255 • JUNIOR
CLEMENTON, N.J. • TIMBER CREEK



17

Enters his third season as a starter at rush end • Has all the tools to become an outstanding defensive lineman • Missed most of spring ball with a foot injury, but should be healthy for fall camp • Pronounced duh-WAN Drennon.

2015 - Sophomore Season

Started all 12 games he played • Finished the season with 39 tackles, including five tackles for loss and 1.5 sacks • Made three stops vs. Baylor in the Russell Athletic Bowl • Had three tackles in the ACC Championship Game against Clemson • Finished with four tackles and a season-high 1.5 sacks in the win at NC State • Had three solo stops, including one for loss, in the win at Virginia Tech • Returned from injury and had one solo tackle in the win over Miami • Suffered an injury in the win over Virginia and missed two games • Had five stops in the win over Wake Forest • Had three solo tackles in the win at Georgia Tech • Played perhaps the best game of his career against Delaware, tallying seven tackles (five solo), a tackle for loss and a pass breakup • Earned the coaches' defensive player of the week award for his performance against the Blue Hens • Had three tackles and assisted on a tackle for loss in the win over Illinois • Finished with two tackles and two quarterback hurries in the win over NC A&T • Had four tackles, including one for loss, in the season opener against South Carolina.

2014 - Redshirt Freshman Season

Started all 13 games at defensive end and finished with 36 tackles, 5.5 tackles for loss and two sacks • Also had two quarterback hurries against SDSU and broke up a pass at Duke • Had three stops against NC State • Matched a season high with five tackles (three solo) in the win at Duke • Also had five tackles, including two for a loss and a sack, in the win over Georgia Tech • Had four stops (two solo) against Virginia Tech • Logged his first career sack at Clemson • Finished with four tackles (two solo) and a pair of QB hurries in the win over SDSU • Making his first collegiate appearance, tallied four tackles against Liberty.

Timber Creek High School


Listed as the No. 4 weakside defensive end in the country by 247sports.com • Considered the No. 10 player in New Jersey and the No. 19 weakside defensive end in the



nation by Rivals.com • Ranked the No. 29 defensive end in the country by Scout.com • Ranked the No. 20 outside linebacker by recruiting analyst Tom Lemming • Played in the Offense-Defense All-American Bowl in Houston • Playing for Team USA at the 2012 IFAF World Championships • Helped lead Timber Creek Regional to the South Jersey Group IV state championship • Considered the No. 49 defensive end in the nation by ESPN.com • Racked up 60 tackles and had 14 quarterback sacks as a senior • Participated in the US Army Combine • Coached by Rob Hinson.

Personal

Nickname is "Dajaun and Only" • Best class he has taken at UNC is EXSS 323 because the professor, Deborah Southall, is his favorite professor • If he could choose an NFL team to play for, it would be the Cowboys • His dream job is to play in the NBA • New Year's resolution was to grow a beard • Favorite TV show is "Law and Order: SVU" • Favorite food is banana pudding • Favorite off-day activity is shopping • If he could guest star on a reality TV show, it would be "Keeping Up With The Kardashians" as a boyfriend of one of the sisters • The person who had the biggest impact on his life is Robert Hinson, his high school coach • Birthday is October 18 • Son of Ann and Raleigh Drennon • Sociology major.



NATHAN ELLIOTT

QUARTERBACK
6-1 • 210 • FRESHMAN*
CELINA, TEXAS • CELINA



11

Left-handed quarterback who had a solid spring and enters fall camp as the co-backup behind starter Mitch Trubisky • Redshirted in 2014.

Celina High School

Completed 171 of 264 pass attempts for 2,624 yards, 44 touchdowns and 10 interceptions in leading Celina to a 13-3 record and a berth in the state semifinals as a senior • Listed as the No. 28 dual-threat quarterback by 247sports.com • Considered the No. 33 dual-threat quarterback in the country by ESPN.com • Ranked among the top 70 quarterback prospects in the country by Scout.com • All Texoma Land Player of the Year • QB Club Most Valuable Player • District 3-4A Most Valuable Player • Named second-team Dallas-Fort Worth 4A all-area • Named the Built Ford Tough player of the week for state of Texas after a game in his senior season • Earned all-state honors both academically and athletically • Member of the National Honor Society • Superintendent Award Recipient • Team captain for two years • Two-time Texas state track champion • Passed for 1,928 yards and 26 touchdowns as a junior • Also rushed for 394 yards and scored six touchdowns • Completed 139 of 250 pass attempts for 1,619 yards and 19 touchdowns as a sophomore • Finished his career with 8,821 career yards, 110 passing touchdowns • Also rushed for 1,872 yards and 23 touchdowns • High school head coach was his father Bill.


Personal

Nickname is "Nate" or "Tex" • If he could choose an NFL team to play for, it would be the Cowboys • His dream job is a college football head coach • His New Year's resolution was no sugar • People say he looks like Lincoln from "Prison Break" • Favorite TV show is "Game of Thrones" • Favorite food is Italian • Favorite off-day activity is watching "Game of Thrones" or chilling with friends • The person who had the biggest impact on his life is his father Bill Elliot • Son of Bill and Kathy Elliott • Born Nov. 11 • Exercise and sport science major.

DAJAUN DRENNON - CAREER STATISTICS

Year	Pri	A	Total	TFL	SACKS	QBH	PBU	FF	FR
2014	17	19	36	5.5-15	2.0-4	2	1	0	0
2015	20	19	39	5.0-19	1.5-10	3	1	0	0
Totals	37	38	75	10.5-34	3.5-14	5	2	0	0

Career High: 7 tackles vs. Delaware (2015); 1.5 sacks at NC State (2015)



JOHN FERRANTO

OFFENSIVE LINEMAN
6-6 • 300 • SENIOR
BURLINGTON, N.J. • TOWNSHIP



Moves well and is an athletic offensive lineman who can play either tackle or guard position • Pronounced fuhr-ANN-toe.

2015 - Junior Season

Played in 12 games and made four starts at left tackle against Illinois, Delaware, Georgia Tech and Wake Forest • Saw action on 433 snaps in the regular season, including a season-high 78 in the win over Delaware • Part of an offensive line that was named to a Joe Moore Award semifinalist, a new award that recognizes the best o-line play in the country • Offensive line paved the way for Elijah Hood to rush for more than 1,300 yards and Marquise Williams to run for more than 850 yards • Had a season-high seven knockdown blocks in the win over Wake Forest • Played 52 snaps, did not have any missed assignments and had two knockdown blocks in the win over Illinois • Missed the first two games with an injury.

2014 - Sophomore Season

Started all 13 games at left tackle • Played more snaps than any other player on the team, averaging more than 80 per game • Graded out at 81 percent on the season • Had his best performance in Carolina's 45-20 victory at No. 25 Duke • Graded out at 95 percent and had six knockdowns against the Blue Devils • Played 99 snaps and graded out at 84 percent in the 48-43 win over Georgia Tech • Although the play did not count because of a penalty, he scored a memorable two-point conversion when he caught a pass from QB Marquise Williams and leaped over a Yellow Jacket defender • The play was nullified due to an illegal block • Played 96 snaps at Notre Dame • Had a team-best 17 knockdown blocks in the win over San Diego State • Was the Tar Heels' best performer at ECU with an 88 percent grade • Had seven knockdowns in the win over Pitt as Carolina rushed for 238 yards.

2013 - Redshirt Freshman Season

Appeared in 10 games on the offensive line and on special teams • Saw his most extensive playing time of the season against Cincinnati in the Belk Bowl victory after starter James Hurst went down with a leg injury • Graded out at 90 percent with a pair of knockdowns against Old Dominion • Played 14 snaps in the win over Virginia • Made his first career appearance on the offensive line against Miami • Redshirted in 2012.

Township High School

Considered one of the top eight offensive linemen in New Jersey by NJVarsity.com • Played both offensive line and defensive line at Burlington Township High School • Competed

the first two years on defensive line, but moved to left tackle as a senior • Selected first-team All-South Jersey by Philadelphia Inquirer and first-team All-Area by Camden Courier Post • Named to the All-Group 3 team • Key part of an offensive line that paved the way for 1,900 yards rushing and a 7-3 record • Also is expected to compete as a deep snapper in college • Was named the MVP of the New Jersey Ultimate 100 as a defensive lineman • Put on 50 pounds after his freshman year of high school • Also competed in track and field • Two-time second-team all-conference • Academic all-county • Coached by Tom Maderia.

Personal

Son of Julie and John Ferranto • Born Nov. 16 • Nickname is "T-Bird" • Would most like to play for the Philadelphia Eagles • The car he would most like to own is a 2001 Chevy Silverado • His favorite possession is his scooter • Favorite food is zebra cakes • Wears No. 77 because he was 77 inches tall when he received it • People say he looks like musician Dave Grohl • Would like to visit California • Would most like to guest star on the reality show "Jersey Shore" • Exercise and sport science major.



JORDAN FIEULLETEAU

WIDE RECEIVER
6-3 • 210 • JUNIOR
RALEIGH, N.C. • WAKEFIELD



Graduated from UNC in three years and is currently enrolled in the graduate program at the School of Media and Journalism.

2015 - Sophomore Season

Appeared in six games as a backup wide receiver • Finished with team highs of four catches and 74 yards in the win over Miami.

2014 - Redshirt Freshman Season

Reserve wide receiver who caught two passes for 29 yards • Had a career-long 23-yard reception in the Quick Lane Bowl vs. Rutgers • Made his first career reception of six yards in the Liberty game • Redshirted in 2013 • Enrolled at UNC in January, 2013, and participated in spring practice.

Wakefield High School

Honorable-mention Parade All-America • Named to the North Carolina Associated Press All-State team and the NCPreps.com All-State team • Received the most votes on the AP all-state team • Prepstar All-Atlantic Region • Member of the ESPN 300 team • Ranked the No. 9 player in North Carolina by ESPN.com and the No. 43 receiver in the nation • Made 111 catches for 1,669 yards and 25 touchdowns as a senior • Led the team in scoring • Wakefield was 11-2 and advanced to the state playoffs • As a junior, posted 86 receptions for 1,200 yards and 24 touchdowns • Third-most touchdown receptions in state history and second-highest reception total in a season • Had the most touchdown catches in the nation in 2011 and 2012 • Coached by Rod Sink.



JORDAN FIEULLETEAU - CAREER STATISTICS

Year	Rec.	Yards	Avg.	TD	LP
2014	2	29	14.5	0	23
2015	6	100	16.7	0	47
Totals	8	129	16.1	0	47

Career Highs: 4 catches vs. Miami (2015); 74 receiving yards vs. Miami (2015)

Personal

Nickname is "J" • If he could choose an NFL team to play for, it would be the Patriots • His dream job is a publicist for the NFL • People say he looks like Julius from Remember The Titans • His favorite TV show is "House of Cards" • Favorite foods are pizza, gummy worms and chocolate chip cookies • Favorite off-day activity is playing FIFA • Favorite class at UNC has been JOMC 153: News Writing • People say he looks like Julius from "Remember The Titans" • The people who have had the biggest impact on his life are his parents Kendra Clark and Gerald Fieulleateau and his grandfather Ronald Fieulleateau • Twin brother Justin was on the on UNC football team in 2013 • Born June 10, 1995.



KHRIS FRANCIS

TAILBACK
5-9 • 200 • SENIOR
DURHAM, N.C. • HILLSIDE



Suffered a knee injury late last season and was limited in spring practice • Catches the ball well out of the backfield and runs hard.

2015 - Junior Season

Appeared in 13 games as a reserve tailback and on special teams • Rushed 11 times for 37 yards and returned one kickoff for 19 yards • Also registered one special teams tackle.

2014 - Sophomore Season

Played in the first 10 games of the season before going down vs. Pittsburgh with a torn ACL, MCL and meniscus in his right knee • Finished the season with 12 carries for 26 yards and five receptions for 28 yards • Also had two kickoff returns for 38 yards, including a long of 23 vs. Virginia Tech • Caught three passes for 14 yards in the win over Georgia Tech • Rushed a season-high five times for 16 yards in the season opener against Liberty.

2013 - True Freshman Season

Finished his true freshman campaign as the team's fifth-leading rusher with 236 yards on 63 carries • Scored a rushing touchdown vs. Old Dominion and caught a touchdown pass vs. Virginia • Played in 12 games • Made 11 receptions for 82 yards • Rushed three times for eight yards and caught three passes for nine yards against Duke • Had four carries for 36 yards and his first career rushing touchdown against Old Dominion • Rushed seven times for 17 yards and caught two passes for 23 yards at Pitt • Had 35 rushing yards and two catches for 22 yards and his first career touchdown in the win over Virginia • Rushed five times for 23 yards and caught a 7-yard pass in the win at NC State • Rushed six times for 11 yards in the win over Boston College • Had four carries for nine yards and an eight-yard reception at Virginia Tech • Gained 17 yards on four carries at Georgia Tech • Saw his first career game action in the win over Middle Tennessee • Rushed 10 times for 42 yards against the Blue Raiders • Enrolled at UNC in January, 2013.

Hillside High School

Member of North Carolina's Shrine Bowl team • Considered the No. 29 running back in the country by ESPN.com • Ranked the No. 95 running back in the country by Scout.com • Listed as the No. 18 running back in the country by 247sports.com • Prepstar All-Atlantic Region • Ran 251 times for 2,100 yards and 27 touchdowns as a senior • Also had 328 yards and five touchdowns receiving • Was twice named the conference offensive back of the

year • Rushed for 2,251 yards with 31 touchdowns as a junior • Also added 90 yards in receptions with one touchdown • Coached by Antonio King.


Personal

Son of Chris and Bobbi Hadersbeck • Born December 25, 1993 • Exercise and sport science major • Nickname is "Uno-bit" • If he could choose an NFL team to play for, it would be the Panthers • His dream job is to play in the NFL • The reason he wears number 1 is because it's the best number • The person who has had the biggest impact on his life is his mother • Exercise and sport science major.

KHRIS FRANCIS - CAREER STATISTICS

Year	Rushing					Receiving				
	No.	Yards	Avg.	TD	LP	No.	Yards	Avg.	TD	LP
2013	63	236	3.7	1	28	11	82	7.5	1	19
2014	12	26	2.2	0	6	5	28	5.6	0	9
2015	11	37	3.4	0	16	0	0	0.0	0	0
Totals	86	299	3.5	1	28	16	110	6.9	1	19

Career Highs: 10 rushing attempts vs. MTSU & Cincinnati (2013); 42 rushing yards vs. MTSU (2013)



BRANDON FRITTS

TIGHT END
6-4 • 240 • SOPHOMORE
MENTOR, OHIO • MENTOR



Promising pass-catching tight end who continues to develop • Came on strong at the end of last season with at least one reception in each of the last six games.

2015 - Redshirt Freshman Season

Appeared in all 14 games and caught 16 passes for 203 yards and four touchdowns • Caught 11 passes in the last six games of the season • Had two first-half catches for 19 yards and a touchdown in the Russell Athletic Bowl vs. Baylor, but missed the second half with an injury • Had single catches against Clemson and NC State • Finished with three catches for a season-high 63 yards in the win at Virginia Tech • Reeled in his third touchdown catch of the year, a 2-yard reception against Miami • Finished with two grabs for 19 yards in the win over the Hurricanes • Had two receptions for 37 yards, including a season-long 36-yard play, in the win over Duke • Finished with one catch for five yards against Wake Forest • Caught one pass for 11 yards in the win over Delaware • Scored his first two career touchdowns in the win over NC A&T • Caught a 2-yard touchdown pass from high school teammate Mitch Trubiksy and added a 1-yard score from Marquis Williams • Finished with three catches for 11 yards against the Aggies • Redshirted in 2014 • Enrolled at UNC in January, 2014, and participated in spring practice.



BRANDON FRITTS - CAREER STATISTICS

Year	Rec.	Yards	Avg.	TD	LP
2015	16	203	12.7	4	36
Totals	16	203	12.7	4	36

Career Highs: 3 catches vs. NC A&T (2015), at Virginia Tech (2015) ; 63 receiving yards at Virginia Tech (2015)

Mentor High School

Ranked the No. 23 tight end in the country and one of the top 35 players in the state of Ohio by Rivals.com • Considered the No. 38 tight end in the nation by Scout.com • Played at the same high school as current UNC quarterback Mitch Trubisky • Played most of his career as a wide receiver • Caught 69 passes for 1,068 yards and 12 touchdowns as a senior • In his junior season, he caught 59 passes from Trubisky for 1,187 yards and 17 touchdowns • Posted more than 850 receiving yards and had eight touchdowns as a sophomore • Won a state championships at Mentor in basketball • Coached in football by Steve Trivisonno.

Personal

His nickname is "Frittsy" • If he could choose an NFL team to play for, it would be the Browns • His dream job is to play in the NFL • People say he looks like Colin Kaepernick • Favorite TV show is "Parks and Recreation" • Favorite food is crab legs • His pregame ritual or superstition is to call his grandmother the night before a game • If he could guest star on a reality TV show, it would be "Survivor" • Son of Robert and Kim Fritts • Wears No. 82 because it is the same number as his favorite tight end, Jason Witten • Management and society major.




MATT GAMPE

DEFENSIVE LINEMAN
6-5 • 225 • SOPHOMORE
DURHAM, N.C. • JORDAN



96

Joined the team as a walk-on prior to the 2015 season • Played football, lacrosse, baseball and was on the swim team at Jordan High School in Durham • High school football coach was LaDwaun Harrison • Birthday is June 20 • Parents are Ellen DeFlora and Robert Gampe • Best class he's taken at UNC is PSYC 61: Drug Addiction because it was very interesting • If he could choose an NFL team to play for, it would be the Dolphins • His New Year's resolution was to "get shredded" • People say he looks like Dane Cook • His favorite TV show is "New Girl" • His favorite food is fettuccine alfredo • His favorite off-day activity is playing the guitar and singing • The person who had the biggest impact on his life is Robert Gampe, his father • Enrolled in the General College.



ZACH GOINS

DEFENSIVE BACK
6-1 • 180 • SOPHOMORE
MATTHEWS, N.C. • WEDDINGTON



24

Joined the team as a walk-on prior to the 2015 season • Caught 73 passes for 1,001 yards and 14 TDs his senior year • Recorded three interceptions on defense • A four-year varsity starter • Three-time All-Southern Carolina conference • Two-time All-Union County • Helped his team reach the 3AA state championship game his senior year • His career totals are 141 receptions for 1,861 yards and 25 TDs • Was a Junior Marshal • President of the Spanish Club • Worked in student government • Majoring in media and journalism • High school football coach was Tim Carson • If he could choose an NFL team to play for, it would be the Panthers • His dream job is a sports reporter • Favorite food is sushi • Favorite off-day activity is going to the movies • If he could guest star on a reality TV show, it would be "Survivor" • The people who had the biggest impact on his life are his parents Andy and Patti Goins • Birthday is October 28 • Exercise and sport science major.



DOMINIQUE GREEN

SAFETY
5-11 • 190 • SENIOR
LAURINBURG, N.C. • SCOTLAND COUNTY/HARGRAVE M.A.



26

Valuable veteran in the defensive backfield who also can excel on special teams.

2015 - Junior Season

Appeared in all 14 games and started three at safety, tallying 41 tackles, two pass breakups and two interceptions • Tallied a career-high 10 tackles and added an interception and forced a fumble in the Russell Athletic Bowl vs. Baylor • Matched a season high with five solo tackles (six total) in the ACC Championship Game against Clemson • Had three stops in the win at NC State • Started at safety and had perhaps his best game of the year, finishing with a team-high eight tackles (five solo) and a pass breakup against Miami • Had three solo tackles and his first interception of the year in the win over Duke • Had two tackles each in wins over Virginia and Wake Forest • Finished with one tackle in the win over Delaware • Had a season-high four stops (three solo) in the Illinois win • Had two tackles and a pass breakup in the win over NC A&T.

2014 - Sophomore Season

Appeared in 12 games and started nine at safety • Finished the season with 41 tackles (25 solo) and three fumble recoveries • Made four tackles and broke up two passes against Rutgers in the Quick Lane Bowl • Had four stops against NC State and three solo tackles in the win at Duke • Finished with six tackles in the win at Virginia • Had a pair of solo stops against Virginia

DOMINIQUE GREEN - CAREER STATISTICS

Year	Pri	A	Total	TFL	SACKS	INT	PBU	FF	FR
2013	34	25	59	1.5-18	0-0	3-62	5	0	0
2014	25	16	41	0-0	0-0	0-0	2	0	3
2015	26	15	41	0-0	0-0	2-20	2	1	0
Totals	85	56	141	1.5-18	0-0	5-82	9	1	3

Career High: 10 tackles vs. Baylor (2015)

Tech • Had a season-high eight tackles at East Carolina • Finished with five tackles, including a season-best four solo stops, in the win over SDSU • Had a solo tackle and recovered three fumbles in the season opener against Liberty • Earned ACC Defensive Back of the Week honors after his performance against the Flames.

2013 - True Freshman Season

Started all 13 games at safety as a true freshman • Finished the season sixth on the team with 59 tackles, including 34 solo stops and 25 assists • Also had 1.5 tackles for loss • Ranked second on the team with three interceptions and third on the team with five pass breakups • Broke up two passes and had three tackles in the Belk Bowl victory over Cincinnati • Had a career-high nine tackles (six solo) against Duke • Finished with a pair of solo tackles against Old Dominion • Had five tackles (two solo) in the win at Pitt • Had four tackles and a 62-yard interception return for a touchdown in the win over Virginia • Had eight tackles and a pass breakup in the win at NC State • Tallied three solo stops in the win over Boston College • Had the best game of his young career against Miami, finishing with seven tackles (six solo) and two interceptions • Tallied a career-best eight tackles, including five solo stops, and a pass breakup against East Carolina • Had five tackles, including 1.5 for a loss of 18 yards, in the win over Middle Tennessee • Also broke up a pass against the Blue Raiders • Started the first game of his career in the season opener at No. 6 South Carolina and posted two tackles, including a tackle on the first kickoff of the 2013 college football season • Earned a scholarship prior to the start of the season after joining the team as a walk-on in January • Spent one semester at Hargrave Military Academy before joining the Tar Heels.

Scotland County High School


Earned all-conference honors as a junior and senior • Played two seasons at wide receiver before moving to safety for his final two years • Made 102 tackles and picked off seven passes as a senior • Helped lead Scotland to a 15-0 record and a state championship as a senior • Scotland knocked off Porter Ridge, 42-13, in the championship game.

Personal

If he could choose an NFL team to play for, it would be the Cowboys • His dream job is an architect • His New Year's resolution was to work harder than the year before • His favorite TV show is "Martin" • His favorite food is pizza • The people who had the biggest impact on his life are his grandparents Thomas and Vickie Green • Birthday is February 6 • Son of LaMarice Green • Majoring in studio art.



GOHEELS.COM



TOMMY HATTON

CENTER

6-3 • 290 • FRESHMAN*

GLEN ROCK, N.J. • ST. JOSEPH'S



52


After a redshirt year in 2015, enters the fall as the primary backup at center • Highly-rated talent who is quick off the ball and has a bright future.

St. Joseph's High School

Four-star prospect at center by Scout.com • Played in the Under Armour All-American game • Tough, physical player who plays hard • Played his senior season while recovering from surgery on his leg • Listed the No. 1 player in New Jersey, the No. 1 player in the Northeast and the No. 2 center in the country by Scout.com • Member of the Scout 300 team • Listed as the No. 2 center in the country by ESPN.com • Ranked the No. 4 center in the country by 247sports.com • Considered the No. 2 center nationally by Rivals.com • Member of the Rivals250 • Played nearly every position on the offensive line for an offense that generated nearly 4,000 rushing yards with four tailbacks and a 1,900-yard passer • Earned all-state honors from NJ.com • Was MVP of "The Opening," prestigious invite-only national offseason football showcase held at Nike headquarters in Oregon prior to his senior season • Honor roll student • High school head football coach was Augie Hoffmann.

Personal

Nickname is "TT" • If he could choose an NFL team to play for, it would be the New York Giants • His dream job is to be a financial planner • His New Year's resolution was to get into UNC's Kenan-Flagler Business School • People say he looks like a penguin • His favorite TV show is "The Blacklist" • His favorite food is New Jersey style pizza • The people who had the biggest impact on his life are his parents Mindy and Ken Hatton • Birthday is April 30 • Enrolled in the General College.



CHARLIE HECK

OFFENSIVE LINEMAN

6-7 • 295 • FRESHMAN*

KANSAS CITY, MO. • ROCKHURST



67


Has moved from tight end to offensive tackle where he continues to grow into the position.

Rockhurst High School

Rated the No. 14 player in Missouri by Rivals.com and the No. 15 player in Missouri by Scout.com • Team captain as a senior • Helped lead Rockhurst to a 12-2 record and the Missouri Class 6A state championship game • Earned first-team all-district and all-metro honors • Named second-team all-state • Played a variety of positions, including tight end, offensive tackle and defensive end • Honor roll student • Brother of UNC offensive lineman Jon Heck • High school head coach was Tony Severino.

Personal

Son of Jennifer and Andy Heck • Andy was a first-team All-America offensive tackle for Notre Dame and played on the 1988 national championship team in South Bend • Andy coached three seasons as an assistant coach at Virginia and is currently the offensive line coach for the Kansas City Chiefs • Born Nov. 20 • His brother Jon is a UNC's starting right tackle • Exercise and sport science major.



JON HECK

OFFENSIVE TACKLE
6-7 • 310 • SENIOR
JACKSONVILLE, FLA. • THE BOLLES SCHOOL

71

Returns as a starter at right tackle for a fourth consecutive season • Has made 38 career starts entering his senior season • Very effective pass blocker who continues to improve in the run game.

2015 - Junior Season

Named to the All-ACC second team by both ACSMA and the league's coaches • Started all 14 games at right tackle and saw action on 918 snaps, an average of 66 plays per game • Offensive line was named to the Joe Moore Award Quarterly Honor Roll, which recognizes the best o-line play in the country • Offensive line paved the way for Elijah Hood to rush for more than 1,400 yards and Marquise Williams to run for more than 900 yards • Graded out at 83 percent and had seven knockdowns in a win over Miami • Saw action on 59 snaps and had seven knockdowns in a comeback win at Georgia Tech • Played 70 snaps against Delaware and helped the Tar Heels average 8.4 yards per play and total a season-high 568 yards of offense • Played 64 snaps and had five knockdown blocks in the win over Illinois • Had 14 knockdown blocks and played 59 snaps in the win over North Carolina A&T • Saw action on 67 snaps, had four knockdown blocks and graded out at 83 percent in the season opener vs. South Carolina.

2014 - Sophomore Season

Started 11 of 13 games at right tackle • Saw his streak of consecutive starts come to an end at 16 when he missed the Clemson and Virginia Tech games with an injury • Came back from the injury to start the next seven straight games to close the season • Closed the season strong by grading out at 80 percent or better in five of the last six games • Had his best performance of the season in the 45-20 win over No. 25 Duke as the Tar Heels rushed for 315 yards and had a season-high 591 total yards • Graded out at 95 percent and had seven knockdowns vs. the Blue Devils • Played well in the win over Georgia Tech, posting a season-high 14 knockdowns and grading out at 84 percent.



2013 - Redshirt Freshman Season


Started all 13 games at right tackle • Graded out at 88 percent with four knockdowns against Old Dominion • Played all 82 snaps against NC State and graded out at 90 percent with five knockdowns • Had nine knockdowns in the win over Boston College • Played all 82 snaps against East Carolina • Saw action on all 58 snaps at Georgia Tech • Had four knockdown blocks in 71 snaps against Middle Tennessee • Started his first career game at South Carolina and played 81 snaps with five knockdowns • Redshirted in 2012.

The Bolles School

Ranked among the top 100 prospects in Florida by Scout.com • Member of the Jacksonville Times-Union Super 11 and Super 24 • Helped lead Bolles to a 13-1 record and a state championship come-from-behind victory over Booker T. Washington as a senior • Listed by ESPN.com as one of the top 100 tackles in the country • Named second-team all-state • Missed his junior season with a foot fracture • Has a large frame and long arms • Coached by Corky Rogers at The Bolles School • Also competed in basketball and throws the discus in track and field.

Personal

Exercise and sport science major • Originally from Charlottesville, Va. • Son of Andy and Jennifer Heck • Andy was a first-team All-America offensive tackle for Notre Dame and played on the 1988 national championship team in South Bend • Andy coached three seasons as an assistant coach at Virginia and is currently the offensive line coach for the Kansas City Chiefs • His brother Charlie is an offensive tackle for the Tar Heels • Born Feb. 5, 1994.



CALEB HENDERSON

QUARTERBACK
6-3 • 225 • SOPHOMORE
BURKE, VA. • LAKE BRADDOCK

6

One of just two quarterbacks on the roster with any college game experience (Mitch Trubisky is the other) • Has a strong arm and runs well.

2015 - Redshirt Freshman Season


Saw action in a reserve role against North Carolina A&T and Delaware • Rushed for 53 yards on five carries and misfired on his only pass attempt • Had 24 yards on two carries against the Aggies and 29 yards on three attempts vs. the Blue Hens • Redshirted in 2014.

Lake Braddock High School

Selected to the U.S. Army All-America all-star game • Listed as the No. 10 quarterback in the nation and the No. 5 player in Virginia • Member of the PrepStar 150 Dream Team • Member of the ESPN300 • Considered the No. 10 pro-style quarterback by 247sports.com • Ranked the No. 13 quarterback in the country and the No. 6 player in Virginia by Scout.com • Led Lake Braddock to a 12-1 record before falling in the third round of the 6-A playoffs • Completed 142 of 243 pass attempts for 2,159 yards and 20 touchdowns with only three interceptions • Also carries the ball 129 times for 964 yards and 18 touchdowns • Named the All-Met Player of the Year by The Washington Post • Coached by Jim Poythress.

Personal

If he could choose an NFL team to play for, it would be the Ravens • Dream job is to play quarterback in the NFL • New Year's resolution was to be a better person • People say he looks like Napoleon Dynamite • Favorite TV show is "The Office" • Wears No. 6 because he wore it in high school • The person who had the biggest impact on his life is his father Eric Henderson, who was his offensive coordinator at Lake Braddock • Son of Stacey and Eric Henderson • Sociology major.



BRAD HENSON

OFFENSIVE GUARD
6-5 • 290 • JUNIOR
SURF CITY, N.J. • MOSIGNOR DONOVAN



73

Will compete for a starting spot at guard this fall • Versatile player who can play either guard position or center.

2015 - Sophomore Season

Played in all 14 games and saw action on 173 snaps • Played both center and guard and was on the extra point and field goal units • Was in on 27 plays in the 66-31 win over Duke and played 24 snaps in the 59-21 win over Miami • Played a season-high 32 snaps and had four knockdowns in Carolina's 53-14 win over A&T • Carolina did not allow any pressures or sacks and had 463 yards of total offense • Played five snaps and had a knockdown block against South Carolina.

2014 - Redshirt Freshman Season

Played primarily on special teams • Saw action on a season-best 17 snaps in the win over Liberty as Carolina posted 56 points • Played in 12 of 13 games • Redshirted in 2013.


Monsignor Donovan High School

Named the No. 13 guard in the nation by CBSsports.com • Listed the No. 25 guard in the country by Scout.com • Rated the No. 11 player in New Jersey and the No. 26 offensive guard in the country by Rivals.com • Four-year starter • Named first-team all-state • Ranked among the top 25 offensive guards in the nation by ESPN.com • Coached by Dan Duddy.

Personal

If he could choose an NFL team to play for, it would be the Eagles • His favorite TV show is "The Sopranos" • His favorite food is a ribeye steak •

His favorite off-day activity is watching movies • The person who had the biggest impact on his life is his mother Lisa • Birthday is November 28 • Son of Bradley and Elizabeth Henson • History major.



COLE HOLCOMB

LINEBACKER
6-1 • 220 • JUNIOR
NEW SMYRNA BEACH, FLA. • NEW SMYRNA BEACH



36

Was selected the player most likely to surprise people on defense this year in a vote of his teammates • Hard worker who continues to improve.

2015 - Sophomore Season

Appeared in all 14 games primarily on special teams • Also saw time at linebacker, registering 15 tackles on the year • Finished with three solo tackles in the win over Miami • Had single stops in wins over Pitt, Virginia, Georgia Tech and Delaware • Talled three tackles in the win over Illinois • Finished with four tackles (three solo) in the win over NC A&T • Made his collegiate debut in the season opener against South Carolina • Joined the team as a walk-on prior to the 2014 season.



New Smyrna Beach High School

Three-year letterwinner who saw playing time at safety, linebacker and tight end • Earned second-team all-county honors as a senior • Helped his team win the district championship as a junior and advance to the second round of the 7A state playoffs • Coached by Lance Jenkins • Also played soccer • Honor roll student who graduated 15th in his class.


Personal

Favorite NFL team is the Oakland Raiders • Son of Beth and Jack Holcomb • Birthday is July 30 • Management and society major.

COLE HOLCOMB - CAREER STATISTICS

Year	Pri	A	Total	TFL	SACKS	INT	QBH	FF	FR
2015	9	6	15	0-0	0-0	0	0	0	0
Totals	9	6	15	0-0	0-0	0	0	0	0

Career High: 4 tackles vs. NC A&T (2015)



MACK HOLLINS

WIDE RECEIVER
6-4 • 215 • SENIOR
ROCKVILLE, MD. • WOOTTEN/FORK UNION M.A.



Has improved each year and is now considered one of the top wide receivers in the country • Led the NCAA in yards per reception (24.8 avg.) as a junior • Former walk-on who first gained the attention of the staff with his standout special team play • Has been the team's special teams captain all three seasons.

2015 - Junior Season

Named to the All-ACC second team by ACSMA and the third team by the league's coaches • Finished with 30 catches for a team-high 745 yards and eight touchdowns • His 24.8 yards per reception led the nation • Also UNC's special teams captain • Made two receptions for 34 yards against Baylor in the Russell Athletic Bowl, but was ejected in the second half for a helmet-to-helmet infraction • Caught two balls for 41 yards in the ACC Championship Game against Clemson • Had three receptions for 65 yards and a 53-yard touchdown in the win at NC State • Finished with single catches in wins over Virginia Tech and Miami • Picked up his second ACC Receiver of the Week honor after catching five balls for 165 yards and a 74-yard touchdown in the win over Duke • Caught two balls for 81 yards and a 32-yard score in the win at Pitt • Had three catches for 38 yards in the win over Virginia • Became the first Tar Heel to catch three touchdown passes since 2011 when he tallied three scores against Wake Forest • Caught two passes for 34 yards in the win at Georgia Tech • Earned ACC Receiver of the Week honors after catching three passes for 100 yards and two touchdowns in the win over Delaware • Pulled down touchdown passes of 33 and 64 yards from Mitch Trubisky and now has 10 scoring grabs for his career • Marked the second two-TD game of his career (2014 at Virginia) and his third career 100-yard receiving game • Caught two passes for 26 yards in the win over NC A&T • Had one catch for six yards in the season opener against South Carolina.

2014 - Sophomore Season

Earned honorable mention All-ACC accolades after finishing with 35 catches for a team-high 613 yards • Also had a team-best eight receiving touchdowns • Caught at least one pass in all 13 games and found the end zone in seven different contests, including five of UNC's six wins • One of Carolina's best special teams players, he also had seven tackles and recovered an onside kick • Caught a 1-yard touchdown pass on fourth down early in the win over Duke • Had four catches for 39 yards against Pitt • Earned ACC Receiver of the Week honors after catching two passes for 120 yards and two touchdowns against Virginia • Both touchdowns were over 50 yards (57 and 63), making Hollins the first Tar Heel to have two touchdown receptions of 50+ yards since Hakeem Nicks in 2008 • Also recovered an onside kick against the Wahoos that helped seal a 1-point win • Finished with three catches for 46 yards and a touchdown against Georgia Tech • Caught a career-high six balls for 84 yards and a score at Notre Dame • Had three receptions for 35 yards and a touchdown at Clemson • Finished with four catches for 92 yards at East Carolina • Reeled in a 91-yard touchdown pass in the win over SDSU • The 91-yard scoring play with QB Marquise Williams was the longest play by



UNC in Kenan Stadium history and third-longest play in school history • Caught two balls for 40 yards and his first career touchdown in the season opener against Liberty.

2013 - Freshman Season

Named special teams captain after appearing in all 13 games • Played on most special teams and as a reserve wide receiver • Finished the regular season with nine tackles and recovered a fumble against Duke • Joined the team as a walk-on prior to the 2012 season and redshirted.

Wootton High School/Fork Union M.A.

Played wide receiver and on defensive for four seasons at Wootton High School before spending a postgrad year at Fork Union • Also participated in lacrosse and basketball • Played for John Shuman at Fork Union.


Personal

Favorite NFL team is the Pittsburgh Steelers • Would most like to own a motorcycle one day • Dream job is to own a world-renowned aquarium • People say he looks like Barack Obama • Favorite TV shows are "Good Times" and "Sanford and Son" • Favorite off-day activity is fishing • Mack R. Hollins was born Sept. 16, 1993 • Son of Richard and Karyn Hollins • Graduated in May with a degree in exercise and sport science.



MACK HOLLINS - CAREER STATISTICS					
Year	Rec.	Yards	Avg.	TD	LP
2013	0	0	0.0	0	0
2014	35	613	17.5	8	91
2015	30	745	24.8	8	74
Totals	65	1,358	20.9	16	91

Career Highs: 6 receptions at Notre Dame (2014); 165 yards vs. Duke (2015); 91-yard reception vs. SDSU (2014); 3 touchdowns vs. Wake Forest (2015)



ELIJAH HOOD

TAILBACK

6-0 • 230 • JUNIOR

CHARLOTTE, N.C. • CHARLOTTE CATHOLIC



34

Punishing runner who ranked among the best in UNC history as a sophomore in 2015 • Returns for his junior season as one of the top rushers in the country • Will contend for All-ACC honors and is a Doak Walker Award candidate • Also an outstanding student who has twice been named to the All-ACC Academic Team.

2015 - Sophomore Season

Academic All-ACC • Started all 14 games at tailback, carrying the ball 219 times for 1,463 yards and 17 touchdowns • Ranked third in the ACC with 1,463 rushing yards, the second-highest single-season total in Carolina history behind only Don McCauley's brilliant 1970 season of 1,720 yards • Also ranked second in the league in rushing touchdowns and second in yards per carry (6.7) • His 6.7 yards per carry rank second in the UNC single-season record book behind only the great Charlie Justice (7.2 in 1946) • Posted eight 100-yard rushing games with a career high of 220 in the win at NC State • Had 13 carries for 118 yards in the Russell Athletic Bowl vs. Baylor • Rushed 14 times for 65 yards and a score in the ACC Championship Game against Clemson • Earned ACC Offensive Back of the Week honors after rushing 21 times for a career-high 220 yards and two touchdowns in the win at NC State • His 220 rushing yards were the most by a Tar Heel in the history of the series • Gained 115 yards on 17 carries and scored twice in the win at Virginia Tech, topping the 1,000-yard milestone in the process • Had 17 carries for 132 yards and a touchdown in the win over Miami • Rushed 17 times for 69 yards and three touchdowns in the win over Duke • Just missed going over 100 yards for the third straight week with 98 yards on 20 carries in the win at Pitt • Had 21 carries for 101 yards and two scores in the win over Virginia • Needed just eight carries to gain 101 yards and score a touchdown in the win over Wake Forest • Also caught two passes for 19 yards • Finished with 12 carries for 60 yards and two touchdowns in the win at Georgia Tech • Rushed for 61 yards and caught one pass for 14 yards in the win over Delaware • Rushed for 129 yards and a touchdown in the win over Illinois • His 16 carries in back-to-back weeks against Illinois and NC A&T were a career high • Teamed with Marquise Williams in the Illinois game to give UNC two 100-yard rushers in a game for the first time since 2010 • Finished with 16 carries for 56 yards and two touchdowns in the win over NC A&T • The win over the Aggies was his first career two-touchdown game • Rushed 13 times for a career-high 138 yards in the season opener against South Carolina • He was the first Tar Heel to rush for 100 yards in the season opener since 2009 and his 138 yards were the most by a Tar Heel in a season opener since Torin Dorn (165 vs. Illinois, 1987).



2014 - True Freshman Season

Academic All-ACC • Appeared in nine games and rushed 67 times for 259 yards and four touchdowns • Missed four games after suffering an injury in the Notre Dame game • Carried 10 times for 62 yards, including a long of 23, in the Quick Lane Bowl vs. Rutgers • Had a season-high 17 carries for 33 yards and a touchdown against the Irish • Score was his third in three games after touchdowns against Virginia Tech and Clemson • Had a season-high 71 yards on 13 carries against the Tigers • Scored his first career touchdown against San Diego State • Rushed eight times for 43 yards in his Carolina debut against Liberty • Enrolled at UNC in January, 2014, and participated in spring practice.

Charlotte Catholic High School

The 2013 Associated Press North Carolina High School Player of the Year • U.S. Army High School All-America • Named the U.S. Army Game Player of the Year • Considered by many recruiting services to be the top player in the state of North Carolina • Ranked the 16th best player in the nation and fourth overall running back by Rivals.com • Considered the No. 1 player in North Carolina, the No. 7 running back in the country and the nation's No. 51 overall prospect by Scout.com • Member of the ESPN300 • Ranked the No. 2 player in North Carolina, the sixth-best running back in the country and the No. 40 overall player by 247sports.com • Member of the PrepStar 150 Dream Team • Played on North Carolina's Shrine Bowl team • Offensive MVP of the Shrine Bowl • Finalist for the Big 22 Player of the Year Award • Rushed for a Mecklenburg County record 8,981 yards (fourth-best in the state history) and 147 touchdowns (third-best in state history) • Ran for 3,690 yards as a senior (second-best in state history) and 53 touchdowns • Helped team advance to the finals of the 4A West Regional before falling to Greensboro Dudley • Led the state in rushing with 3,157 yards and 46 touchdowns as a junior to help Catholic reach the 3AA championship game • Posted 1,889 rushing yards and 34 touchdowns on 168 carries (11.2 avg.) to lead Catholic to a 13-1 record as a sophomore • Coached by Jim Oddo.


Personal

Eagle Scout • His scout project was to renovate his church (Our Lady of Consolation) parking lot • Nicknames are "Eli", "Ox", "Hood", and "Big Hot" • Best class he's taken at UNC is INLS 161 because it gave him the basis for most of the programming he knows • If he could choose an NFL team to play for, it would be the Panthers • His dream job is an IT security analyst • His favorite TV show is "How It's Made" • His favorite food is Italian • The reason he wears number 34 is because he's worn it since Pop Warner days • His favorite off-day activity is hanging out with friends • If he could guest star on a reality TV show, it would be "Shark Tank" • The person who had the biggest impact on his life is Jesus Christ • Son of Vee and Melica Hood • Information sciences major.

ELIJAH HOOD - CAREER STATISTICS

Year	Rushing					Receiving				
	No.	Yards	Avg.	TD	LP	No.	Yards	Avg.	TD	LP
2014	67	259	3.9	4	19	2	-2	-1.0	0	1
2015	219	1,463	6.7	17	44	11	64	5.8	0	14
Totals	286	1,722	6.0	21	44	13	62	4.8	0	14

Career Highs: 21 carries vs. Virginia (2015), at NC State (2015); 220 rushing yards at NC State (2015); 3 rushing touchdowns vs. Duke (2015)



BUG HOWARD

WIDE RECEIVER
6-5 • 220 • SENIOR
ROCHELLE, GA. • WILCOX COUNTY



Has perfect size for the position and has become stronger throughout his career • Is poised for a standout senior season • Has an advantage over defenders because of his height.

2015 - Junior Season

Fourth-leading receiver with 29 catches for 488 yards and four touchdowns • Ranked sixth in the ACC with 16.8 yards per catch • Made three receptions for 42 yards, including a 27-yard touchdown catch in the Russell Athletic Bowl vs. Baylor • Caught one pass for 11 yards in the ACC Championship Game against Clemson • Finished with three receptions for 28 yards and a 17-yard kickoff return on an onside kick in the win at NC State • Caught three passes for 83 yards and a 49-yard touchdown at the end of the first half in the win over Duke • Finished with two catches for 43 yards against Virginia • Grabbed four receptions for 45 yards in the win over Wake Forest • Caught three passes for 52 yards and his second touchdown of the year in the win over Delaware • Had one catch for 27 yards in the win over Illinois and two grabs for 37 yards in the NC A&T win • Had a standout performance in the season opener against South Carolina, finishing with career highs of six catches and 114 yards with a touchdown • Made his first career start against the Gamecocks.

2014 - Sophomore Season

Finished the season with 42 catches for 455 yards and two touchdowns • Had four receptions for 32 yards in the Quick Lane Bowl vs. Rutgers • Caught four passes for a season-high 79 yards against NC State • Logged three receptions in three straight games against Duke, Pitt and Miami • Had four catches for 35 yards and a touchdown in the win over Georgia Tech • Finished with three catches for 23 yards at Notre Dame • Matched a career high with five catches for 50 yards at Clemson • Also had five catches at East Carolina and in the season opener against Liberty.

2013 - True Freshman Season

Appeared in all 13 games at wide receiver • Finished the season with 22 catches for 278 yards and four touchdowns • Was held without a catch in the last two games of the season against Duke and Cincinnati • Caught two passes for 29 yards against Old Dominion • Had one catch for 11 yards at Pitt • Caught two passes for 33 yards in the win over Virginia • Had season highs of five catches and 72 yards in the win at NC State • Had three catches for 31 yards and two touchdowns in the win over Boston College • Caught two passes for 12 yards against Miami • Had two catches for 17 yards at Virginia Tech • Scored his scored touchdown of the season against East Carolina, a three-yard grab • Scored his first career touchdown against Middle Tennessee, an acrobatic 15-yard reception from Marquise Williams • Caught two passes for 32 yards in his Tar Heel debut at No. 6 South Carolina.

Wilcox County High School

2012 MaxPreps Small School All-America selection • Named to the ESPN 300 list of the nation's top recruits • Listed as the nation's No. 24 wide receiver and No. 22 player in Georgia by ESPN.com • Class A all-state selection by the Atlanta Journal-Constitution • Named the AJC's Offensive Class A Player of the Year • Invited to the Macon Touchdown Club as one of the Super Seven athletes in middle Georgia • Had the second-highest single-season receiving total in Georgia history with 1,630 receiving yards as a senior • Also scored 19 total touchdowns and finished the season with 115 catches • Ranked the nation's No. 75 wide receiver by Scout.com • Considered among the top 100 players in Georgia and the No. 92 wide receiver in the country by Rivals.com • Coached by Mark Ledford.


Personal

His pet peeve is when people assume he is a basketball player because he is tall • Wears No. 84 because of Randy Moss • Likes to dance before games • People say he looks like Soulja Boy • Communication studies major • Born Johnathan Jamaul Howard on Nov. 28, 1994 • Nickname is "Bug," a moniker his mother gave him when he was a toddler • Son of Lonnie and Veronica Howard.



BUG HOWARD - CAREER STATISTICS					
Year	Rec.	Yards	Avg.	TD	LP
2013	22	278	12.6	4	25
2014	42	455	10.8	2	35
2015	29	488	16.8	4	49
Totals	93	1,221	13.1	10	49

Career Highs: 6 receptions vs. South Carolina (2015); 114 receiving yards vs. South Carolina (2015)



THOMAS JACKSON

WIDE RECEIVER
 5-11 • 195 • JUNIOR
 CHARLOTTE, N.C. • CHARLOTTE COUNTRY DAY



Joined the team as a walk-on prior to the 2014 season • Played in five games in 2015 with his most extensive action against North Carolina A&T • Played wide receiver and defensive back at Charlotte Country Day • In his final two seasons, posted 1,023 receiving yards, 10 touchdowns, 563 rushing yards and nine touchdowns • Named MVP as a senior • Also played lacrosse for four years and basketball for two seasons • Majoring in business administration • Nickname is "T-Jax" • If he could choose an NFL team to play for, it would be the Panthers • His dream job is to play in the NFL • His New Year's resolution was to eat better • People say he looks like Steve-O • Favorite TV show is "Game of Thrones" • Favorite food is B.L.T. • Wears No. 48 because his dad wore the same number when he played at UNC • Favorite off-day activity is golfing • If he could guest star on a reality TV show, it would be "Hard Knocks" • The people who had the biggest impact on his life are his parents David and Margaret Jackson • Birthday is September 6.




TOLSON JEFFREY

PLACE-KICKER
 6-0 • 190 • SOPHOMORE
 RICHLANDS, N.C. • RICHLANDS



Joined the team as a walk-on in 2015 • Multi-sport athlete who competed in football, soccer, wrestling and baseball at Richlands High School • All-area and all-conference kicker • Was elected student body president • President of the Beta Club • Graduated third in his class • Varsity wrestler for four years and earned team MVP • All-Area, all-county, all-conference, all-region soccer player and team MVP • High school football coach was Justin Snider • Best class he's taken at UNC is HIST 128 because the professor was awesome and the material was interesting • If he could choose an NFL team to play for, it would be the Dolphins • Dream job is building prosthetics for kids • New Year's resolution was to cut back on sweets • Favorite TV show is "The Office" • Favorite food is a chicken sandwich • Majoring in biomedical engineering • Birthday is June 19 • Parents are Rhonda and Joey Jeffery.



FREEMAN JONES

PLACE-KICKER
 6-0 • 200 • SOPHOMORE
 BUNN, N.C. • BUNN



At Carolina


Made his only point after attempt of the season in a win over Duke in 2015 • Attempted both of Carolina's inside kicks in the 2015 ACC Championship Game vs. Clemson • His first attempt was successfully recovered by teammate Hunter Crafford, but the play was negated by an offside penalty • Redshirted in 2014.

Bunn High School

Selected to the U.S. Army All-America all-star game • AP all-state selection • As a senior, Jones made 8 of 14 field goal attempts, including a long of 49, and converted on 59 of 61 extra point attempts • Selected to play on North Carolina's Shrine Bowl team • Ranked the No. 8 kicker in the nation by Scout.com • Listed as the No. 5 kicker in the nation by 247sports.com • Made 8 of 10 field goals as a junior • Coached by David Howle.

Personal

Nickname is "Free" • Best class he's taken at UNC is ENGL 131: Poetry because he loves to write and it was his first time he wrote poetry and really enjoyed it • If he could choose an NFL team to play for, it would be the Panthers • Dream job is to cash in on a genius idea so he can retire early • People say he looks like Channing Tatum • Favorite TV show is "Breaking Bad" • Favorite food is steak • Pregame ritual or superstition is to put his socks, shoes and laces on his left foot first • Favorite off-day activity is fishing or hunting • If he could guest star on a reality TV show, it would be "Naked and Afraid" • Son of Angie and Brian Jones • History major.



NAZAIR JONES

DEFENSIVE TACKLE
 6-5 • 310 • JUNIOR
 ROANOKE RAPIDS, N.C. • ROANOKE RAPIDS




Poised to lead the defensive line as a veteran starter at defensive tackle • Has all the tools to be a standout player • Has added more than 40 pounds since coming to UNC • Pronounced Nah-ZAYHR.

2015 - Sophomore Season

Named to the All-ACC third team by ACSMA • Finished with 40 tackles, 4.0 tackles for loss, three quarterback hurries, three pass breakups, two fumble recoveries, one forced fumble and one interception • Missed the bowl game vs. Baylor with an injury • Matched a season high with six tackles in the ACC Championship Game against Clemson • Also made an incredible interception, batting the ball at the line and then diving to make the catch • Had three solo tackles and a pass breakup in the win at NC State • Played one of the best games of his career in the win at Virginia Tech, finishing with six tackles • Also had a tackle for loss and strip to force a fumble, which he then recovered • Had five solo stops, a tackle for loss, a quarterback hurry and a fumble recovery in the win over Miami • Returned from missing a month due to injury with three tackles, one TFL and two quarterback hurries in the win over Duke • Finished with four tackles (three solo) and a pass breakup in the win over Delaware • Had five tackles in the Illinois win • Had two stops in the win over NC A&T • Finished with six tackles and combined on a tackle



that aims to provide a support system for underprivileged young men in North Carolina by pairing them with college student-athletes who will mentor and support them in the areas of academics, competitive athletics, and manhood • Nickname is “Naz” • If he could choose an NFL team to play for, it would be the Panthers • His dream job is to be a high school football coach • People say he looks like Julius Peppers and Jay Z • His favorite TV show is “Parks and Recreation” • Favorite food is mac and cheese • Wears No. 90 because Julius Peppers wore it • His pregame ritual or superstition is to listen to stand-up comedy and watch 2000s hip-hop music videos • Favorite off-day activity is playing basketball • The person who had the biggest impact on his life is Mac Booker, his former mentor • Birthday is Dec. 13 • Son of Tammy Jones • Communication studies major.



DES LAWRENCE

CORNERBACK

6-1 • 185 • SENIOR

CHARLOTTE, N.C. • CHARLOTTE CHRISTIAN



2

One of the top cornerbacks in the conference • Has good ball skills • Veteran leader in the defensive backfield.

2015 - Junior Season

Named to the All-ACC second team by the league’s coaches and the third team by ACSMA • Started all 14 games at cornerback • Finished fifth on the team with 59 tackles (43 solo), 2.5 tackles for loss, 14 pass breakups, two interceptions and one quarterback hurry • Tied with teammate M.J. Stewart for second in the ACC with 14 pass breakups and was third in the league with 16 passes defended • Made four tackles in the Russell Athletic Bowl vs. Baylor • Had four stops in the ACC Championship Game against Clemson • Finished with three tackles, including assisting on a tackle for loss, and a pass breakup in the win at NC State • Had five solo tackles and his second interception of the year in the win at Virginia Tech • Had four solo tackles and two pass breakups in the win over Miami • Finished with eight tackles (six solo) and his first interception of the year in the win over Duke • Had seven tackles (six solo), one tackle for loss and a career-high four pass breakups in the win at Pitt • Tallied six tackles, a tackle for loss and a pass breakup against Virginia • Had four stops, a quarterback hurry and a pass breakup in the win over Wake Forest • Finished with four tackles (three solo) and a pass breakup in the win at Georgia Tech • Had two solo stops and a pass breakup in the win over Illinois • Starting cornerback who had four tackles and a pass breakup in the season opener against South Carolina.

2014 - Sophomore Season

Finished the season with 71 tackles, good for third on the team despite missing the season opener • Made three tackles in the Quick Lane Bowl vs. Rutgers • Had five tackles (three solo) in the regular season finale against NC State • Finished with three tackles, shared a sack and forced a fumble in the win at Duke • Had seven stops in the win over Pitt • Finished with six tackles (four solo), two pass breakups and his first career interception in the win at Virginia • Established a career high with eight solo tackles at Notre Dame • Had nine stops (seven solo) against Virginia Tech • Also had seven solo tackles (eight total) at Clemson • Racked up a career-best 11 total tackles (five solo) at East Carolina

for loss in the season opener against South Carolina.

2014 - Redshirt Freshman Season

Finished the season with 35 tackles, 2.5 sacks, four pass breakups and an interception • Also finished with a team-best 7.5 tackles for loss • Made two tackles in the Quick Lane Bowl vs. Rutgers • Had four tackles (three solo) and a pass breakup against NC State • Matched a season high with five tackles, including 1.5 for loss, and shared a sack in the win at Duke • Forced a fumble on the sack in the first quarter that led to a Tim Scott touchdown against the Blue Devils • Earned ACC Defensive Lineman of the Week honors for his play at Duke • Had four tackles against both Pitt and Miami • Grabbed his first career interception to fuel Carolina’s come-from-behind win at Virginia • Had three tackles and a quarterback hurry in the win over Georgia Tech • Finished with a pair of solo stops and a QB hurry at Notre Dame • Established a career high with five tackles, including two for a loss, and a sack against Virginia Tech • Had two solo tackles, both for a loss, a pass breakup and his first career sack at Clemson • Finished with a pair of tackles, including one for a loss of nine yards, at East Carolina • Redshirted in 2013.

Roanoke Rapids High School

Member of North Carolina’s Shrine Bowl team • Prepstar All-Atlantic Region • Competed in the Offense-Defense All-American Bowl in Houston • Considered the No. 10 player in North Carolina and the nation’s No. 26 strongside defensive end by Rivals.com • Listed as the No. 9 player in North Carolina and the No. 17 strongside defensive end by 247sports.com • Ranked the No. 11 player in North Carolina and the No. 40 defensive end in the country by Scout.com • Also played at defensive tackle and on the offensive line.

Personal

Started his own foundation called MADE Men Mentoring, an non-profit

NAZAIR JONES - CAREER STATISTICS

Year	Pri	A	Total	TFL	SACKS	INT	QBH	FF	FR
2014	20	15	35	7.5-42	2.5-18	1-20	2	1	0
2015	19	21	40	4.0-8	0-0	1-0	3	1	2
Totals	39	36	75	11.5-50	2.5-18	2-20	5	2	2

Career High: 6 tackles vs. South Carolina (2015), at Virginia Tech (2015), vs. Clemson (2015)



DES LAWRENCE - CAREER STATISTICS										
Year	Pri	A	Total	TFL	SACKS	INT	PBU	FF	FR	
2013	8	3	11	1.0-1	0-0	0	0	0	0	
2014	46	25	71	3.5-8	0.5-0	1-8	3	0	0	
2015	43	16	59	2.5-11	0-0	2-21	14	0	0	
Totals	97	44	141	7.0-20	0.5-0	3-29	17	0	0	

Career High: 11 tackles at East Carolina (2014); 4 PBUs at Pittsburgh (2015)

• Had six tackles (four solo) in his first game of the season against SDSU.

2013 - True Freshman Season


Appeared in eight games on defense and on special teams • Missed the first five games of the season with an injury • Finished the season with 11 tackles (eight solo) and one tackle for loss • Played well in the Belk Bowl win over Cincinnati with two tackles • Had a season-high three stops in the win over Virginia • Had two solo tackles and a tackle for loss in the win at NC State.

Charlotte Christian


Prepstar All-Atlantic Region • Ranked the No. 8 player in North Carolina and the 28 safety in the country by Scout.com • Considered the No. 20 player in North Carolina and the nation's No. 39 safety by Rivals.com • Played in the Oasis Shrine Bowl Game, an all-star game for players from private schools in North and South Carolina • Named 2012 All-Observer Team • Two-time all-conference and all-state performer • Received the Gridiron Great award for South Charlotte • Was a nominee for the US Army Bowl • Played on both sides of the ball and was an accomplished tailback as well as a standout defensive back • Rushed 139 times for 1,299 yards and 11 touchdowns to lead his team to the NCISAA 3-A championship • Also had 14 catches and a touchdown • Coached by Jason Estep.

Personal

Would most like to play for the Carolina Panthers • Wears No. 2 because it is the number he had in high school • Would most like to guest star on the reality TV show "Real Husbands of Hollywood" • Exercise and sport science major • Birthday is November 30 • Son of Val Watters and Frank Lawrence.




HUNTER LENT
PUNTER
6-5 • 230 • SOPHOMORE
ELON, N.C. • WESTERN ALAMANCE



Joined the team as a walk-on prior to the 2015 season • Started at punter in games against Georgia Tech, Wake Forest and Virginia • Punted six times for 225 yards, an average of 37.5 per attempt • Averaged 50.0 yards per punt in three kicks against Wake Forest, including a season-best 56-yarder • Nickname is "Hunter the Punter" • Best class he's taken at UNC is HIST 127 because he loved his professor, lecture and material covered in the class • If he could choose an NFL team to play for, it would be the Panthers • His dream job is a historian • Favorite TV show is "Family Feud" • Favorite food is mac and cheese • His pregame ritual or superstition is to eat the same thing every time • Favorite off-day activity is playing Settlers of Catan • If he could guest star on a reality TV show, it would be "Duck Dynasty" • The person who had the biggest impact on his life is Jennifer Lent, his mother • Son of Jennifer and Pierre Lent • Birthday is April 19 • History major.

HUNTER LENT - CAREER STATISTICS									
Year	No.	Yards	Avg.	Long	TB	FC	i20	50+	Blk
2015	6	225	37.5	56	0	1	2	1	0
Totals	6	225	37.5	56	0	1	2	1	0

Career Highs: 56 yard punt vs. Wake Forest (2015)



T.J. LOGAN
TAILBACK
5-10 • 190 • SENIOR
GREENSBORO, N.C. • NORTHERN GUILFORD



Speedster who can take it the distance every time he touches the ball • Excels as a kickoff return man • Will provide veteran leadership on the offensive side of the ball.

2015 - Junior Season

Appeared in all 14 games and finished the season with 400 rushing yards on 66 carries with five touchdowns • Also had 11 catches for 151 yards and a score • Averaged 23.4 yards per kickoff return (21 returns for 492 yards) • Ran for 32 yards and had an 18-yard kickoff return vs. Baylor in the Russell Athletic Bowl • Scored a 46-yard receiving touchdown in the ACC Championship Game against Clemson • Had his best game of the year in the regular season finale at NC State, rushing six times for 100 yards and two touchdowns • Both touchdowns came in the first quarter and on his first two carries of the game, one from 42 yards out and one from 40 • Had a season-high 10 carries for 55 yards in the win at Virginia Tech • Carried four times for 25 yards and a lunging 9-yard touchdown run in the win over Miami • Rushed three times for 20 yards and caught two passes for 43 yards in the win over Duke • Had four carries for 27 yards and two catches for 10 yards in the win at Pitt • Scored for the second straight game in the win over Virginia • Had seven carries for 17 yards and his first touchdown of the year in the win over Wake Forest • Rushed five times for 27 yards in the win over Delaware • Had six carries for 17 yards and one catch for eight yards in the Illinois win • Finished with seven carries for 37 yards in the season opener against South Carolina.

2014 - Sophomore Season

Appeared in all 13 games and started nine at tailback • Finished the season with 582 rushing yards and three touch-



T.J. LOGAN - CAREER STATISTICS										
Year	Rushing					Receiving				
	No.	Yards	Avg.	TD	LP	No.	Yards	Avg.	TD	LP
2013	93	533	5.7	4	63	10	124	12.4	0	35
2014	119	582	4.9	3	47	26	144	6.0	0	22
2015	66	400	6.1	5	42	11	151	13.7	1	49
Totals	278	1,515	5.4	12	63	47	419	8.9	1	49

Kickoff Returns					
Year	No.	Yards	Avg.	TD	LP
2013	19	511	26.9	2	99
2014	16	405	25.3	0	74
2015	21	492	23.4	0	39
Totals	56	1,408	25.1	2	99

Career Highs: 18 rushing attempts vs. Pittsburgh (2014), at Duke (2014); 137 rushing yards vs. Old Dominion (2013); 128 kick return yards at ECU (2014); 99-yard kickoff return vs. Old Dominion; 5 receptions vs. Georgia Tech (2014)

downs • Also caught 26 passes for 144 yards and returned 16 kickoffs for 205 yards • Had his second 100-yard rushing game of the season with 110 yards on 14 carries vs. Rutgers in the Quick Lane Bowl • Rushed 18 times for 116 yards and a touchdown in the win at Duke • His 116 yards were a career high against an FBS opponent • Also caught two passes for 37 yards against the Blue Devils • Had 18 carries for 92 yards and a score in the win over Pitt • Had just 48 total yards in consecutive road games at Miami and Virginia • Rushed 14 times for 75 yards and his first touchdown of the season in the win over Georgia Tech • Also caught a career-best five passes for 31 yards against the Yellow Jackets • Topped 125 all-purpose yards in each of the first three games of the season • Had 39 rushing yards and 128 kick return yards at East Carolina • Rushed for 33 yards and had nine receiving yards to go with 92 kick return yards in the win over SDSU • Had 45 rushing yards, 18 receiving yards and 62 kick return yards in the season opener against Liberty.

2013 - True Freshman Season


Appeared in nine games at tailback and started four, finishing the season with 533 rushing yards and four touchdowns • Averaged 5.7 yards per carry • Also caught 10 passes for 124 yards and returned 19 kickoffs for 511 yards and two touchdowns • Had an outstanding game in the Belk Bowl victory over Cincinnati with 201 all-purpose yards and a kickoff return for a touchdown • Had 15 carries for 77 yards, one catch for four yards and three kick-off returns for 120 yards, including the 78-yard TD return, in the postseason victory • Rushed 16 times for 92 yards in the regular season finale against Duke • Had the best game of his young career against Old Dominion, rushing 14 times for 137 yards and three touchdowns as well as returning a kick-off 99 yards for a score • The 99-yard kickoff return was the third-longest in school history • Became the first player since Hakeem Nicks in 2008 to score four touchdowns in a game and the first since Shaun Draughn in 2010 to rush for three scores • Finished with 10 carries for 55 yards in the win at Pitt • Had 42 rushing yards and a 30-yard reception in the win over Virginia • Rushed five times for 43 yards and his first career touchdown in the win at NC State • Caught two passes for 51 yards in the win over Boston College • Made his first career start against Miami and rushed 16 times for 61 yards • Also caught two passes for 18 yards and returned a pair of kickoffs for 45 yards • Carried five times for 25 yards in his Carolina debut at Virginia Tech • Also caught an 8-yard pass and returned a kickoff 21 yards.

Northern Guilford High School

PrepStar All-America • Honorable-mention Parade All-America • Rated a top-100 player in the country by CBSsports.com's Tom Lemming • Member of Prepstar's Dream Team (top 150 players in the country) • Ranked the No. 4 all-purpose back in the country by Rivals.com and the No. 2 overall player in North Carolina • Considered the No. 13 running back in the country by Prepstar • Listed as the No. 10 all-purpose back in the country and a top five player in North Carolina by 247sports.com • Earned AP all-state honors and was named North Carolina's AP player of the year for 2012 • MaxPreps Medium Schools First-Team All-America selection • Rushed for 3,146 yards and 47 touchdowns as a senior, averaging more than 10.7 yards per carry, despite playing I the fourth quarter only twice • Had 25 receptions for 344 yards and six touchdowns • Also completed all eight pass attempts for 144 yards and had 12 punt returns for 241 yards (20.1 avg.) • Rushed for 5,614 yards and 85 scores his last two seasons in at Northern Guilford • Set NCHSAA records with 510 yards and eight touchdowns in the state championship game as Northern Guilford completed an undefeated season and won the 3AA title • Coached by Johnny Roscoe.



Personal

Dream job is to play in the NFL • Would most like to play professionally for the Oakland Raiders • Would like to own a Ford F150 truck • Pet peeve is people that talk too much • Wears No. 8 because it was his number in high school • Best class he has taken at UNC thus far is English 105: Composition & Rhetoric • Exercise and sport science major • Birthday is September 3 • Son of Tyrone and Sheila Logan.



JOEY MANGILI

PUNTER
6-3 • 205 • SENIOR
DURHAM, N.C. • JORDAN



14

Rose to the starting punter position midway through the 2015 season.

2015 - Junior Season

Averaged 40.8 yards per punt on 24 kicks since taking over the starting duties at the midpoint of the season • Punted three times in the bowl game vs. Baylor for a 41.0-yard average • All three punts were fair caught • Averaged 41.5 yards on six punts in the ACC Championship Game vs. Clemson, which included a career-long 51-yarder • Punted a career-high eight times for a 40.1-yard average in the win at Virginia Tech • Four of the eight punts were fair caught.

Previous Seasons At Carolina


Joined the team as a walk-on in the fall of 2012 • Member of the 2013-14 ACC Academic Honor Roll • Punted twice for 83 yards, a 41.5 average, and a long of 44 in the 2013 win over Virginia • Was the starting punter in the 2014 Quick Lane Bowl vs. Rutgers where he punted twice for 49 yards • Also was stopped on a fake field goal try (he was the holder) in the bowl game in the first quarter.

Jordan High School

Two-year varsity starter at quarterback and punter • Earned all-conference honors at punter his junior and senior seasons • Played for Mike Briggs • Also played baseball • Nickname is "Chippy" • Favorite NFL team is the San Francisco 49ers • Would most like to own a Ford truck • Would like to guest star on the reality TV show "Fear Factor" • Favorite TV show is "Duck Dynasty."


Personal

If he could choose an NFL team to play for, it would be the Colts • His dream job is to work inside an athletic department • His favorite TV show is "Barnwood Builders" • His favorite off-day activity is relaxing at home • If he could guest star on a reality TV show, it would be "Survivor" • The person who had the biggest impact on his life is his father Mike Mangili • Son of Mike and Lauren Mangili • Birthday is April 9 • Exercise and sport science major.



JOEY MANGILI - CAREER STATISTICS									
Year	No.	Yards	Avg.	Long	TB	FC	i20	50+	Blk
2013	2	83	41.5	44	0	2	1	0	0
2014	2	49	24.5	29	0	1	1	0	0
2015	24	978	40.8	51	2	10	6	1	0
Totals	28	1,110	39.6	51	2	13	8	1	0

Career High: 51 yard punt vs. Clemson (2015)



DAN MASTROMATTEO

TIGHT END
 6-2 • 235 • SENIOR
 ABSECON, N.J. • HOLY SPIRIT



47

Solid special teams player and reserve tight end • Pronounced mass-troh-muh-TAY-oh.

2015 - Junior Season

Appeared in all 14 games, primarily on special teams • Had two tackles on the year.

2014 - Sophomore Season

Steady special teams contributor who appeared in 12 games • Finished the season with four tackles, including two in the win at Duke.

2013 - Redshirt Freshman Season

Saw action in seven games, primarily on special teams and a reserve linebacker • Had three tackles on the season with one each against Boston College, Virginia and Old Dominion • Redshirted in 2012.

Holy Spirit


Listed by ESPN.com as the No. 53 outside linebacker prospect in the nation • PrepStar All-East Region • Considered the No. 72 outside linebacker prospect in the country by Scout.com • Named first-team all-state and all-non public group II by Newark Star-Ledger • Was an all-South Jersey first-team pick by the Philadelphia Inquirer • Posted 99 tackles and six sacks for the South Jersey state champions • Recorded 90 tackles, 11 sacks, two forced fumbles and one fumble recovery for a touchdown as a junior • Also returned an interception for a touchdown • Coached by Charles Roman.

Personal

Nickname is "Mash" • If he could choose an NFL team to play for, it would be the Eagles • Favorite TV show is "Entourage" • Favorite food is his mom's eggplant parmesan • Favorite off-day activity is golfing • The person who had the biggest impact on his life is his father Albert Mastromatteo • Son of Albert and Michelle Mastromatteo • Birthday is June 19 • Communication studies major.

DAN MASTROMATTEO - CAREER STATISTICS

Year	Pri	A	Total	TFL	SACKS	INT	PBU	FF	FR
2013	1	2	3	0-0	0-0	0	0	0	0
2014	1	3	4	0-0	0-0	0	0	0	0
2015	1	1	2	0-0	0-0	0	0	0	0
Totals	3	6	9	0-0	0-0	0	0	0	0



DONNIE MILES

SAFETY
 5-11 • 205 • JUNIOR
 MIAMI, FLA. • NORTH GWINNETT (GA.)



15

Made a major impact last year in his first year as a starter at safety • Physical player who led the team in tackles and has all-conference potential.

2015 - Sophomore Season

Earned All-ACC honorable mention from ACSMA • Started all 14 games at safety and led the team with 128 tackles • Posted a career-high 22 tackles vs. Baylor in the Russell Athletic Bowl • That is the most by a Tar Heel since linebacker Durrell Mapp finished with 23 vs. NC State in 2007 • It was the most by a UNC safety since Dexter Reid had 22 vs. Clemson in 2002 • Finished with seven tackles (five solo) in the ACC Championship Game against Clemson • Had eight tackles (six solo) and a tackle for loss in the win at NC State • Finished with 11 tackles in the win at Virginia Tech • Tallied seven tackles in the win over Miami • Finished with seven tackles (five solo) in the win over Duke • Had 11 tackles (eight solo) and a key forced fumble in the win at Pitt • Finished with five tackles in the Virginia win, eight against Wake Forest and six at Georgia Tech • Finished with eight tackles (five solo) in the win over Delaware • Tallied 10 tackles (five solo) and a pass breakup in the Illinois win • Had six stops, a tackle for loss and a pass breakup in the win over NC A&T • Established a new career high with 12 tackles (nine solo) in the season opener against South Carolina • Moved into the starting strong safety role after appearing at the ram position in 2014.

2014 - Redshirt Freshman Season

Appeared in 12 games and started six at the ram position • Finished the season fifth on the team with 53 tackles (31 solo), 4.0 tackles for loss, one sack and one pass breakup • Posted five tackles, including a tackle for loss, in the Quick Lane Bowl vs. Rutgers • Had four stops in the regular season finale against NC State • Finished with four tackles, including one for loss, in the win over Pitt • Posted four tackles in back-to-back wins over Georgia Tech and Virginia • Had three solo stops and a tackle for loss at Notre Dame



DONNIE MILES - CAREER STATISTICS

Year	Pri	A	Total	TFL	SACKS	INT	PBU	FF	FR
2014	31	22	53	4.0-6	1.0-2	0	1	0	0
2015	76	52	128	2.0-4	0-0	0	2	1	0
Totals	107	74	181	6.0-10	1.0-2	0	3	1	0

Career High: 22 tackles vs. Baylor (2015)


- Tallied six tackles against both Clemson and Virginia Tech, including six solo stops against the Tigers
- Had a season-high 10 tackles at East Carolina
- Making his Carolina debut, posted four tackles, including his first collegiate sack, against SDSU.

North Gwinnett High School

Prepstar All-Southeast Region • Ranked among the top 100 players in Georgia by Rivals.com and ESPN.com • Considered the nation's No. 38 safety by Scout.com • Is the No. 66 rated safety in the country by Rivals.com • Played defensive back and running back • Posted more than 50 tackles as a junior and rushed for 674 yards and nine touchdowns splitting time at tailback • Also made 24 catches for 269 yards • Team finished 11-2 and was ranked the No. 4 team in Georgia • Team won back-to-back 7-AAAA championships • Coached by Bob Spire.

Personal

Nickname is "Donnie Buckets" • If he could choose an NFL team to play for, it would be the Falcons or the Dolphins • His dream job is to play safety in the NFL • His New Year's resolution was to be a better person than he was in 2015 • His favorite TV show is "The Fresh Prince of Bel-Air" • His favorite type of food is Japanese • The people who had the biggest impact on his life are Donnie Miles Sr. and Diane Turner, his father and mother. • Grew up in Carol City, Fla., outside of Miami • Birthday is August 3 • Communication studies major.



MANNY MILES

QUARTERBACK
6-0 • 200 • SOPHOMORE
BATON ROUGE, LA. • UNIV. LABORATORY SCHOOL

16

Joined the team as a walk-on prior to the 2015 season • Threw for 1,952 yards and 23 touchdowns to lead U-High to a Division II Louisiana state title as a senior, the first for the program since 1988 • Also excelled as a pitcher and infielder on the baseball team and was an all-state baseball player as a sophomore • Son of Kathy and Les Miles • His father is the head football coach at LSU • If he could choose an NFL team to play for, it would be the Cowboys • His New Year's resolution was to eat better • His favorite TV show is "How I Met Your Mother" • His favorite food is crawfish • His favorite off-day activity is to watch movies • If he could guest star on a reality TV show, it would be "Fear Factor" • The person who had the biggest impact on his life is Kathy Miles, his mother • Birthday is January 10 • Enrolled in the General College.



JUVAL MOLLETTE

WIDE RECEIVER
6-4 • 210 • FRESHMAN*
RANDLEMAN, N.C. • RANDLEMAN

5

At Carolina


Redshirted in 2015 • Enrolled in January, 2015, and participated in spring drills.

Randleman High School

Selected to North Carolina's Shrine Bowl team • Ranked among the 2015 Rivals 250 players to watch • Considered a four-star talent by Rivals • Also considered the No. 32 wide receiver nationally and the No. 9 player in the state of North Carolina by Rivals • Listed as the No. 1 wide receiver in North Carolina and the No. 70 wide receiver overall by Scout.com • Finished his senior season with 70 catches for 1,554 yards and 17 touchdowns • Caught 56 passes for 661 yards and nine touchdowns as a junior in 2013 • Also caught 63 balls for 1,038 yards and 11 scores as a sophomore • Named a sophomore All-America by MaxPreps • High school head coach was Shane Handy at Randleman High School • Helped lead the Tigers to an 8-4 season and a state playoff berth in 2013.

Personal

Nickname is "Juvie" • If he could choose an NFL team to play for, it would be the Dolphins • People say he looks like Jimmy Butler • Favorite TV show is "Martin" • Favorite food is pizza • The reason he wears No. 5 is because he wore it when he played basketball • His pregame ritual or superstition is eating gummy bears • If he could guest star on a reality TV show, it would be "Love and Hip Hop: Atlanta" • The person who had the biggest impact on his life is his mother Sauletta Mollette • Birthday is Feb. 18 • Exercise and sport science major.




KYLE MURPHY

DEEP SNAPPER
6-2 • 235 • JUNIOR
CHARLOTTE, N.C. • ARDREY KELL

41

Handled all the field goal and extra point deep snapping duties in 2015 • Joined the team as a walk-on prior to the 2014 season • Played four varsity seasons at Ardrey Kell High School • Played long snapper and on the offensive line for coach Adam Hasting • Member of the Chris Rubio long snapping top 12 and Event Elite in 2014 • Member of National Honor Society and DECA • Majoring in marketing • If he could choose an NFL team to play for, it would be the Panthers • His dream job is to own a company • Favorite TV show is "House of Cards" • Favorite food is steak • Favorite off-day activity is playing golf • Was first taught to long snap by former Tar Heel football player Harold "Bucky" Smith • Birthday is September 27 • Son of Debbie and Mike Murphy • Enrolled in the General College.



DEVIN PERRY

WIDE RECEIVER
6-2 • 210 • SOPHOMORE
MEMPHIS, TENN. • MEMPHIS UNIV. SCHOOL



21

Provides depth at wide receiver.

2015 - Redshirt Freshman Season


Played in wins over North Carolina A&T and Duke • Redshirted in 2014.

Memphis University School

Ranked the No. 71 wide receiver in the country and the No. 10 prospect in Tennessee by Rivals.com • Considered one of the top 100 wide receivers in the nation and the No. 13 player in Tennessee by 247sports.com • Named all-state by the Tennessee Sports Writers Association as a senior • Finalist for the Tennessee Titans Mr. Football Award presented to the top back in each Tennessee high school division • Named to the 2013 American Family Insurance All-USA State football team • Three-year starter at Memphis University School where he helped lead his team to back-to-back appearances in the state playoffs championship game • Caught 58 passes for a school-record 1,007 yards and nine touchdowns as a senior • Posted 48 catches for 880 yards and 12 touchdowns, including a long reception of 96, as a junior • Also saw action at defensive back • Coached by Bobby Alston • Also ran track.

Personal

Son of Sylvia and Mario Perry • His father, Mario, played football at Ole Miss under Billy Brewer (UNC WR coach Gunter Brewer's father) • Exercise and sport science major.



CALEB PETERSON

OFFENSIVE GUARD
6-5 • 300 • SENIOR
AUBURN, ALA. • AUBURN



70

Honors candidate who is poised for a standout senior season • Enters his fourth year as the starter at left guard • Has made 37 career starts.

2015 - Junior Season

Started all 14 games at left guard • Named to the All-ACC second team by ACSMA and the league's coaches • Saw action on 989 snaps, which was the most of any offensive player and ranked third on the team • Part of an offensive line that was named to a Joe Moore Award semifinalist, a new award that recognizes the best o-line play in the country • Offensive line paved the way for Elijah Hood to rush for more than 1,300 yards and Marquise Williams to run for more than 850 yards • Played a season-high 80 in the win at NC State as both running backs Hood (220) and T.J. Logan (100) rushed for 100 yards • Saw action on 59 plays and had five knockdowns and graded out at 80 percent in the win over Duke as the Tar Heels piled up 704 total yards in a 66-13 win • Posted a career-best 13 knockdown blocks, did not allow a sack and graded out at 89 percent to help lead the Tar Heels to a win over Georgia Tech • Helped pave the way for the Tar Heels to rush for 231 yards on 31 attempts, an average of 7.5 yards per rush, against the Yellow Jackets • Had seven knockdowns in the win over Wake Forest • Knocked down 10 defenders and graded out at 83 percent in a road win at Pitt • Played 62 snaps in the win over Delaware • Graded out at 83 percent and posted five

knockdown blocks in UNC's 48-14 win over Illinois as the Tar Heels rushed for 254 yards, an average of 6.9 yards per carry • Saw action on 52 snaps and had six knockdowns in the win over North Carolina A&T • Played 61 snaps in the season opener vs. South Carolina.

2014 - Sophomore Season

Named to the All-ACC Academic Team • Started 11 of 13 regular season games at left guard • Averaged more than 58 snaps per game • Had his best performance of the season in a 45-20 victory at No. 25 Duke as the Tar Heels rushed for 315 yards and a season-best 591 total yards • Graded out at 87 percent and had six knockdown blocks against the Blue Devils • Averaged eight knockdown blocks per game • Graded out at 82 percent and had eight knockdowns in a 28-27 win at Virginia • Also posted an 84 percent grade against Virginia Tech and Miami • Member of the 2013-14 ACC Academic Honor Roll.

2013 - Redshirt Freshman Season

Started 12 games at left guard • Was named a second-team freshman All-America by Athlon • Graded out at 88 percent with seven knockdowns in the ODU game • Played 44 snaps and finished with six knockdowns in the win over Virginia • Graded out at 90 percent on 71 snaps against NC State • Played all 73 snaps against Boston College and finished with a team-high 11 knockdowns • Saw action on all 84 snaps against Miami and had eight knockdowns • Finished with 11 knockdowns and played all 76 snaps at Virginia Tech • Played all 82 snaps and had six knockdowns against East Carolina • Graded out at 84 percent with six knockdowns in 58 snaps at Georgia Tech • Had nine knockdown blocks in 75 snaps against Middle Tennessee • Started his first career game at South Carolina and played all 85 snaps with nine knockdown blocks • Redshirted in 2012.


Auburn High School

Considered the No. 11 offensive guard in the nation by ESPN.com and a four-star prospect • Ranked the No. 21 senior in Alabama by SuperPrep • Considered the No. 27 offensive guard prospect in the country by Scout.com • Ranked the 14th best senior in Alabama by The Birmingham News • Selected to play in the Alabama-Mississippi All-Star game • Played in the Offense-Defense All-Star game • Named first-team all-region and all-state • Auburn went 8-2 his senior season and advanced to the state playoffs • Member of the Scout300 as one of the top players in the country • Two-year starter • Named all-state and all-area • Coached by Tim Carter.

Personal


His nickname is "The Dawg" • If he could choose an NFL team to play for, it would be the Falcons • His dream job is a general practitioner • His favorite TV show is "Breaking Bad" • His favorite food is fried green tomatoes • Communication studies major • His brother, Taylor, played football at Southern Miss • Son of Marjorie and Steve Peterson • Birthday is December 22.





KEMMI PETTWAY

LINEBACKER
6-2 • 240 • JUNIOR
CHARLOTTE, N.C. • GARINGER



52

Joined the team as a walk-on in 2013 • Favorite possession is his Xbox • Favorite TV show is “Regular Show” • Favorite food is sunflower seeds • Favorite off-day activity is playing basketball • Favorite NFL team is the Carolina Panthers • Dream job is to be an ESPN analyst • Favorite food is french fries • Favorite off-day activity is playing NBA 2K • Played linebacker at Garinger High School in Charlotte • In nine games as a senior, had 116 tackles, including 92 solo stops, six fumbles forced and three fumble recoveries • Management and society major • Born April 1 • Son of Marquilius Adams and Karina Pettway.



MARLON PETTY

LINEBACKER
6-0 • 205 • JUNIOR
McLEANSVILLE, N.C. • EASTERN GUILFORD




57

Joined the team as a walk-on prior to the 2014 season • Recipient of the prestigious Morehead-Cain Scholarship at UNC • Played linebacker and was the defensive captain at Eastern Guilford as a senior • Has played football since he was 8 years old • In high school, he was on the National Conference for Community and Justice representatives, working with classmates to alleviate discrimination, segregation, and bigotry within schools • Son of Calisha and Marlon Petty Sr., who are both teachers • Majoring in psychology • Birthday is Dec. 24.



NICK POLINO

OFFENSIVE GUARD
6-4 • 290 • FRESHMAN*
BUFORD, GA. • BUFORD




58

Redshirted in 2015.


Buford High School
Led Buford to a 15-0 record and the Class AAAA championship • It was Buford’s third-straight state title • Considered the No. 20 offensive guard in the country by Scout.com • Listed in the top 50 guards in the nation by Rivals.com • ESPN.com’s No. 48 guard • Named first-team all-state by the Georgia Sportswriters Association in 2013 and 2014 • Three-time first-team all-region and all-county selection • Ranked the No. 20 guard in the South and No. 58 nationally by Scout.com • Top 10 performer in the Georgia Rising Seniors game and was named the offensive line MVP • Won team’s most improved award every year • Voted the Dexter Wood leadership award winner • Never gave up a sack in his career • High school head coach was Jess Simpson.

Personal
Son of Tammy and Greg Polino • Birthday is September 6 • Nickname is “PoPo” • If he could choose an NFL team to play for, it would be the Falcons • Dream job is a successful venture capitalist • People say he looks like Sylvester Stallone • Favorite TV show is “The Sopranos” • Favorite food is prime rib • Favorite off-day activity is golfing • If he could guest star on a reality TV show, it would be “Duck Dynasty” • The person who had the biggest impact on his life is his father Greg • Business administration major.



TYLER POWELL

DEFENSIVE TACKLE
6-4 • 275 • JUNIOR
MIDLOTHIAN, VA. • COSBY



95

Versatile player who can play either end and tackle.

2015 - Sophomore Season
Played in 11 games • Finished with 23 tackles, three quarterback hurries and a half sack • Posted three tackles vs. Baylor in the Russell Athletic Bowl • Had a pair of stops in the win at NC State • Tallied three tackles and assisted on a sack in the win at Virginia Tech • Finished with three tackles in the win over Duke • Returned from three weeks missed due to injury with a tackle in the win at Pitt • Had a season-high four tackles (three solo) in the win at Georgia Tech • Finished with three tackles and a quarterback hurry in the win over Illinois • Had two stops in the season opener against South Carolina.

2014 - True Freshman Season
Appeared in 12 games and finished the season with 12 tackles and a sack • Had multiple stops against NC State, Duke, ECU and Liberty • Posted his first career sack and two solo tackles at East Carolina.

Cosby High School
Played in the Chesapeake Bowl in Virginia Beach, Va. • Played in the Offense-Defense Bowl, a postseason all-star game in Orlando, Fla. • Helped lead Cosby High School to its first ever playoff berth during his senior season • Posted more than 50 tackles, including 18 for loss and 8.5 sacks, plus forced four fumbles • Also returned a recovered fumble for a touchdown • Played positions on both the offensive and defensive lines • Ranked the No. 27 player in Virginia by Rivals.com • Ranked the No. 59 defensive end in the nation by Scout.com • Listed as the No. 68 defensive tackle in the nation and No. 23 player in Virginia by ESPN.com • Named the Defensive Line MVP at the National Underclassmen Five Star East Showcase in the summer before his senior season • Made 42 tackles, 13.5 tackles for loss and two sacks as a junior • Twice named All-Metro • Coached by Pete Mutascio.

Personal
Son of Christy and Tom Powell • Exercise and sport science major.

TYLER POWELL - CAREER STATISTICS										
Year	Pri	A	Total	TFL	SACKS	INT	PBU	FF	FR	QBH
2014	6	6	12	1.0-6	1.0-6	0	0	0	0	0
2015	9	14	23	0.5-4	0.5-4	0	0	0	0	3
Totals	15	20	35	1.5-10	1.5-10	0	0	0	0	3

Career High: 4 tackles at Georgia Tech (2015)



R.J. PRINCE

OFFENSIVE TACKLE
6-6 • 310 • JUNIOR
ALBEMARLE, N.C. • ALBEMARLE



76

Provides solid depth at either offensive tackle position • Continues to improve and gain confidence.

2015 - Sophomore Season

Served as a punt protector and reserve offensive tackle • Also was on the field goal and extra point special teams • Played 199 snaps, including a season-high 43 in the win over North Carolina A&T • Played 27 snaps in the 66-31 win over Duke as Carolina registered 8.8 yards per play and 704 total yards • Saw action on eight snaps and special teams in the 41-14 win over Delaware • Played 16 snaps, posted five knockdown blocks and graded out at 86 percent in UNC's 48-14 win over Illinois.

2014 - Redshirt Freshman Season


Promising young player who played in eight games and saw his most extensive action at Clemson and vs. Virginia Tech • Played 37 snaps against the Tigers and graded out at 83 percent • Played 27 snaps against the Hokies • Also played on special teams • Redshirted in 2013 after enrolling early in January.

Albemarle High School

PrepStar All-America • Named to the North Carolina Associated Press All-State team and the NCPreps.com All-State team • Named to the Charlotte Observers' All-Observer First Team • Member of North Carolina's Shrine Bowl team • Competed in the Offense-Defense All-American Bowl • Ranked the No. 33 offensive tackle in the nation by 247sports.com • Listed as the No. 41 tackle by Rivals.com • Considered the No. 36 offensive tackle in the country by Scout.com and one of the top 10 in the South • Listed as the No. 34 offensive tackle by ESPN.com • Coached by Danny Akins.

Personal

His nickname is "D.D. Blaze" • Best class he's taken at UNC is PSYC 101 because it was interesting • If he could choose an NFL team to play for, it would be the Rams • His dream job is to play in the NFL or become a professional wrestler • His New Year's resolution was to make A's and B's this semester • People say he looks like a big grizzly bear • His favorite TV show is "That '70s Show" • His favorite food is steak and lobster • The reason he wears No. 76 is because he wanted his number to be one higher than it was in high school (75) • His favorite off-day activity is watching film • The person who had the biggest impact on his life is T.A. McLendon, because he encouraged him to play football • Exercise and sport science major • Son of Valerie and Roger Prince Sr. • Birthday is April 19.



AUSTIN PROEHL

WIDE RECEIVER
5-10 • 185 • JUNIOR
CHARLOTTE, N.C. • PROVIDENCE



7

Hard-working wideout who is among the rotation at the slot position • Earned the ACC Top Six for Service award, which goes to six individuals or teams at each conference school who excel in community outreach.

2015 - Sophomore Season

Played in 12 games • Finished with 12 catches for 225 yards and a touchdown • Also had one carry for four yards • Had a 32-yard reception for a first down early in the win at Virginia Tech • Caught two passes for 14 yards in the win over Duke • Had two receptions for a career-best 94 yards in the win over Wake Forest • Finished with two catches for 33 yards in the win at Georgia Tech • Caught four passes for 39 yards and his first career touchdown in the win over Illinois • The scoring grab was a 3-yard reception from Marquise Williams • Caught one pass for 13 yards in the win over NC A&T.

2014 - True Freshman Season

Reserve wide receiver who appeared in 12 games • Caught 15 passes for 106 yards as a true freshman • Caught at least one pass in all 12 games in which he played • Made one catch for six yards in the Quick Lane Bowl vs. Rutgers • Had a season-best three catches for 20 yards against Georgia Tech • Also had 20 receiving yards at Clemson.

Providence High School

Selected to play on North Carolina's Shrine Bowl team • Played in the Blue-Grey All-American Bowl in Tampa, Fla., where he played wide receiver, returned kicks and even threw a pass on a trick play • Named All-Mecklenburg



by The Charlotte Observer • Hauled in 89 catches for 1,190 yards and eight touchdowns as a senior • Earned South Mecklenburg all-conference honors • Scored eight touchdowns and averaged more than 13 yards per reception to help Providence to an 8-5 record and the second round of the NCHSAA 4-AA state playoffs before losing to eventual state champion Mallard Creek • As a junior, he earned all-conference honors after posting 504 yards receiving, 189 yards rushing and scoring 15 touchdowns • Also scored on a 65-yard punt return and an 85-yard kickoff return • Coached by Randy Long.


AUSTIN PROEHL - CAREER STATISTICS

Year	Rec.	Yards	Avg.	TD	LP
2014	15	106	7.1	0	20
2015	12	225	18.8	1	61
Totals	27	331	12.3	1	61

Career Highs: 4 receptions vs. Illinois (2015); 94 receiving yards vs. Wake Forest (2015)

Personal

Nickname is "AP" • If he could choose an NFL team to play for, it would be the Panthers • Dream job is to play in the NFL • Favorite TV show is "Prison Break" • Favorite food is chicken parmesan • Favorite off-day activity is 4-wheeling with his friends • The person who had the biggest impact on his life is his father Ricky Proehl • Ricky played football at Wake Forest with current UNC wide receivers coach Gunter Brewer • Ricky played 17 years in the NFL and is an assistant coach with the Carolina Panthers • Son of Ricky and Kelly Proehl • Communication studies major.



ANTHONY RATLIFF-WILLIAMS

WIDE RECEIVER
6-1 • 200 • FRESHMAN*
MATTHEWS, N.C. • BUTLER

17

At Carolina


Moved from quarterback to wide receiver • Redshirted in 2015 • Enrolled in January and participated in spring practice.

Butler High School

Listed as the No. 1 quarterback in North Carolina and the No. 21 signal caller nationally by Scout.com • Ranked the No. 9 overall player in North Carolina • Rated the No. 19 dual-threat quarterback in the country by Rivals • Also considered the No. 15 player in the state of North Carolina • Helped guide Butler to the second round of the state playoffs as a senior • Butler went 10-3 and averaged 49 points per game • Completed more than 61 percent of his pass attempts for 1,783 yards and 25 touchdowns, while rushing for more than 1,200 yards and 16 touchdowns on 118 carries in 2014 • In his first season as a full-time starter in 2013, threw for 2,558 yards and 34 touchdowns as a junior • Also ran the ball 195 times for 1,655 yards and 20 touchdowns • Helped lead the Bulldogs to 11 wins and a spot in the 4-AA Western Regional final • High school head coach was Brian Hales at Butler.

Personal

Son of Dinah Ratliff and Anthony Williams • Birthday is June 17 • Communication studies.




CHRIS RIPBERGER

DEFENSIVE BACK
5-11 • 195 • JUNIOR
GREENSBORO, N.C. • NORTHERN GUILFORD

35

Joined the program as a walk-on prior to the 2014 season • Three-year starter at outside linebacker for Northern Guilford • Also played running back • As a senior, posted 80 tackles, 20 for loss, two interceptions, two forced fumbles on defense and had 82 carries for 517 yards, 23 receptions for 318 yards, 16 total TDs on offense • Was the mid-state 3-A Defensive Player of the Year, and earned first-team All-Area honors on defense • Helped lead his team to three consecutive state championships • Was an AP Scholar of Distinction, National Honors Society member, and Corrigan/Faircloth Scholarship Recipient • Exercise and sport science major • Nickname is "Rip" • If he could choose an NFL team to play for, it would be the Panthers • People say he looks like every redhead ever • Favorite TV show is "The Office" • Favorite food is steak • Favorite off-day activity is golfing • If he could guest star on a reality TV show, it would be "Survivor" • Favorite class at UNC is chemistry • Dream job is to be a physical therapist • Birthday is March 7 • Son of Carl and Kimberly Ripberger.




JACOB SCHMIDT

RUNNING BACK
5-10 • 195 • SOPHOMORE
HICKORY, N.C. • FOARD

32

Joined the team as a walk-on prior to the 2015 season • Rushed for 74 yards and a touchdown in the 2016 spring game • Team captain for three years at Foard High School in Hickory • Was named the Team MVP his sophomore season • Started on varsity all four years • Rushed for 782 yards and tallied 246 receiving yards for a combined 12 TDs his senior year • Defensively, he had 47 tackles, 3 interceptions, and one safety • Played varsity basketball for four years • Graduated valedictorian of his class with a 4.0 GPA • Majoring in business administration • High school coach was Jeb Bass • Birthday is December 3 • Parents are Darren and Kelli Schmidt.



ANDRE SMITH

LINEBACKER
6-0 • 240 • SOPHOMORE
JACKSONVILLE, FLA. • TRINITY CHRISTIAN ACAD.

10

Talented young player who should challenge for a starting role at linebacker • Missed the spring with an injury, but should be healthy for the fall.

2015 - Freshman Season

Saw playing time at both the Sam and Mike linebacker positions and appeared in all 14 games • Finished with 53 tackles, 2.0 tackles for loss, one sack, one forced fumble, one interception and one pass breakup • Finished with nine tackles (five solo) and his first career interception in the win at NC State • Registered his first career sack in the win over Miami • Had a pair of stops in the win over Duke • Established a career high with 11 tackles (six solo) in the win at Pitt • Finished with seven tackles in the Virginia win • Had three tackles against Wake Forest • Notched a pair of solo tackles in the win at Georgia Tech • Had four stops and a tackle for loss in the win over Delaware • Also had four tackles in the Illinois win • Had six tackles in the win



ANDRE SMITH - CAREER STATISTICS										
Year	Pri	A	Total	TFL	SACKS	INT	PBU	FF	FR	QBH
2015	24	29	53	2.0-12	1.0-11	1-28	1	1	0	0
Totals	24	29	53	2.0-12	1.0-11	1-28	1	1	0	0

Career Highs: 11 tackles at Pittsburgh (2015)

over NC A&T • Made his collegiate debut in the season opener against South Carolina • Enrolled at UNC in January and participated in spring practice.

Trinity Christian Academy

Ranked the No. 19 inside linebacker in the country and the No. 64 player in Florida by Rivals.com • Considered the No. 5 middle linebacker in Florida and is rated No. 27 nationally at his position by Scout.com • Member of the Jacksonville Times-Union Super 75 • Ranked the No. 4 inside linebacker in Florida by the Times-Union • Helped lead Trinity to its second 3-A state championship • Finished his senior season with 65 tackles, including 5.5 for loss • High school head coach was Verlon Dorminey.

Personal

Nicknames are "10 Toes Down" and "56 Nightmares" • Best class he's taken at UNC is Sociology 122 because the professor was nice and he learned a lot about race and ethics • If he could choose an NFL team to play for, it would be the 49ers • His dream job is to play in the NFL • His New Year's resolution was to not get fat • People say he looks like teammate Ty'Son Williams • Favorite TV show is "Prison Break" • Favorite food is grapes • Favorite off-day activity is playing NBA 2K and FIFA • If he could guest star on a reality TV show, it would be "Jersey Shore" • The people who had the biggest impact on his life are his parents Charlene and Andre Smith • Birthday is April 20 • Enrolled in the General College.



JONATHAN SMITH

LINEBACKER
6-1 • 235 • FRESHMAN
LAURINBURG, N.C. • SCOTLAND COUNTY



7


Enrolled at UNC in January and participated in spring practice • Was impressive in workouts and will challenge for playing time as a true freshman.

Scotland County High School

Ranked the No. 26 player in North Carolina by 247sports.com and the No. 11 inside linebacker in the country • Considered the No. 20 player in North Carolina and the No. 17 inside linebacker in the nation by Rivals.com • Member of North Carolina's Shrine Bowl team • Named the area Defensive Player of the Year by WPDE-TV • Helped lead Scotland to its fifth-straight Southeastern Conference championship as a senior by recording 120 tackles (17 for loss), one forced fumble and recovery, and three interceptions • Provided the highlight of the Scotland's season in the regular season finale against Richmond Senior, picking of a pass in the red zone during the final seconds • Twice named all-state • Named the SEC's Defensive Player of the Year for the second consecutive season • As a junior, was named to the 2014 AP all-state team and earned conference player of the year honors as Scotland finished 12-2 overall and advanced to the third round of the state 4A playoffs • Totaled a team-high 156 tackles (22 for loss), four sacks and an interception that season • High school head coach was Richard Bailey.


Personal

Son of Sharonica and Jonathan Smith Sr. • Birthday is June 11 • Enrolled in the General College.



BENTLEY SPAIN

OFFENSIVE TACKLE
6-6 • 300 • JUNIOR
CHARLOTTE, N.C. • PROVIDENCE



75

As a junior, he is the youngest player among Carolina's four returning starters on the offensive line • Moves well and may challenge for all-conference honors.

2015 - Sophomore Season

Won the starting left tackle spot coming out of training camp • Started the first two games against South Carolina and North Carolina A&T before missing the next four with an injury • Came back from injury to start the final eight games of the season for a total of 10 starts • Offensive line paved the way for Elijah Hood to rush for more than 1,400 yards and Marquise Williams to run for more than 900 yards • Part of an offensive line that was named a Joe Moore Award semifinalist, a new award which recognizes the best offensive line play in the country • Played well in the ACC Championship vs. Clemson, grading out at 87 percent with five pancake blocks • Graduated out at 86 percent in a 66-31 win over Duke as Carolina averaged 8.8 yards per play and racked up 704 total yards • Posted a 91 percent grade and had six knockdown blocks in the win at Pitt • Played 41 snaps against A&T and graded out at 88 percent • Saw action on 66 snaps, posted four knockdown blocks and did not have any missed assignments against the Gamecocks.

2014 - True Freshman Season

True freshman who saw action in all 13 games primarily on special teams and as a reserve tackle • Played a season-high 24 snaps in the season opening win over Liberty as the Tar Heels posted 56 points • Played 21 snaps at Miami • Saw significant action in the win over No. 25 Duke as the Tar Heels posted 591 total yards of offense in a 45-20 victory • Enrolled at UNC in January and participated in spring practice.

Providence High School


Received the Big 22 Player of the Year Award as the top player in the Charlotte area • Selected to play in the U.S. Army All-America game as one of the top high school football players in the country • All-state selection •



Selected to play on North Carolina's Shrine Bowl team • Ranked the No. 12 offensive tackle in the country by Scout.com • Pegged as the No. 4 player in North Carolina and the No. 16 offensive tackle in the nation by Rivals.com • Ranked the No. 6 player in North Carolina and the No. 13 offensive tackle in the country by 274sports.com • Member of the PrepStar 150 Dream Team • Helped team advance to the state playoffs before falling to eventual 4A champion Mallard Creek • Threw the shot put and discus in high school • Was the conference champion in the discus • Coached by Randy Long.



Personal

Son of Blake and Cindy Spain • Birthday is May 2 • If he could choose an NFL team to play for, it would be the Panthers • People say he looks like Buzz Lightyear • Favorite food is Mexican • Favorite off-day activity is golfing • The person who had the biggest impact on his life is his mother Cindy Spain • Would like to own a Bentley car in the future • Dream job is to be a NASCAR driver • Exercise and sport science major.



JAYE STACKHOUSE

SAFETY
6-1 • 200 • SOPHOMORE
SUWANEE, GA. • NORTH GWINNETT





Played defensive back for three seasons at North Gwinnett High School in suburban Atlanta • Earned second-team all-county honors as a senior from the Gwinnett Daily Post • Intercepted five passes as a junior to help his team reach the GHSA 6A Championship game • Played at the same high school as teammate Donnie Miles • High school football coach was Bob Sphire • A 247sports.com composite three-star recruit • Also played basketball • Son of Shandra Sullivan and Jerry Stackhouse • His father, Jerry, played basketball at UNC from 1993-95 and played for eight teams in 18 NBA seasons • His father is currently an assistant coach for the Toronto Raptors • Birthday is Feb. 16 • Communication studies major.



M.J. STEWART

CORNERBACK
5-11 • 200 • JUNIOR
ARLINGTON, VA. • YORKTOWN

Has outstanding cover skills and returns as one of the top cornerbacks in the ACC.

2015 - Sophomore Season

Named to the All-ACC second team by ACSMA • Tied for the ACC lead with 18 passes defended • Also tied with teammate Des Lawrence for second in the league with 14 pass breakups • Finished with 62 tackles, 2.5 tackles for loss, one sack, one forced fumble and four interceptions • Posted a career-high 12 tackles (six solo) and had a pass breakup in the ACC Championship Game against Clemson • Had five stops and a pass breakup in the win at NC State • Registered four tackles and his fourth interception of the year in the win at Virginia Tech • Had two tackles and two PBUs against Miami • Had four tackles and three pass breakups in the win over Duke • Finished with six tackles, three PBUs and his first sack of the year in the win at Pitt • Tallied four solo stops, a pass breakup and an interception in the win at Georgia Tech • Had five tackles in the win over Delaware • Earned coaches' defensive player of the week honors for his performance against Illinois • Finished with five tackles, two pass breakups and his fourth career interception against the Illini • Recorded his third career interception in the win over

NC A&T • Starting at cornerback, finished with five tackles, a forced fumble and a pass breakup in the season opener against South Carolina.

2014 - True Freshman Season

Appeared in 12 games and finished with 26 tackles (14 solo), four pass breakups, two interceptions and 0.5 tackles for loss • Assisted on a tackle against Rutgers in the Quick Lane Bowl • Had three solo stops and his second interception of the year in the win at Duke • Finished with two tackles in consecutive games against Miami and Pitt • Tallied four tackles (two solo) at Notre Dame • Pulled down his first career interception against Virginia Tech • Had three solo stops and a pass breakup at Clemson • Finished with a season-high five tackles, shared a TFL and broke up a pass at East Carolina • Had one solo stop in his first career game against SDSU.

Yorktown High School

Played in the Chesapeake Bowl in Virginia Beach, Va. • Ranked the No. 28 cornerback in the country and the No. 13 player in Virginia by Rivals.com • Considered the No. 36 safety in the nation by 247sports.com • Played a variety of positions at Yorktown, including running back, wide receiver, safety and cornerback • Ran for 1,428 yards and 24 touchdowns as a senior • Twice named first-team All-Met by The Washington Post • Earned his conference's offensive player of the year as a junior and also picked up All-Northeast Region and all-district honors • Piled up 1,842 yards rushing, 323 receiving and 32 total touchdowns on offense as a junior • Defensively, he had 77 tackles, 10 interceptions (returned one for a touchdown) and returned three punts for scores • Had six interceptions and returned two for scores as a sophomore • Coached by Bruce Hanson.


Personal

If he could choose an NFL team to play for, it would be the Eagles • His dream job is a fitness trainer at his own gym • His favorite off-day activity is watching Netflix • If he could guest star on a reality TV show, it would be "Real World" • The people who had the biggest impact on his life are his parents Marvin Stewart Sr. and Rhonda Mayfield • Exercise and sport science major.



M.J. STEWART - CAREER STATISTICS									
Year	Pri	A	Total	TFL	SACKS	INT	PBU	FF	FR
2014	14	12	26	0.5-1	0-0	2-0	4	0	0
2015	34	28	62	2.5-12	1-1.0	4-21	14	1	0
Totals	48	40	88	3.0-13	1-1.0	6-21	18	1	0

Career Highs: 12 tackles vs. Clemson (2015); 3 PBUs at Pittsburgh (2015), vs. Duke (2015)




JOSH STRICKLAND

DEFENSIVE END
 6-2 • 220 • SOPHOMORE
 YADKINVILLE, N.C. • ELKIN



58

Joined the team as a walk-on prior to the 2015 season • Earned all-conference honors on offense at Elkin High School during the 2012 and 2013 seasons and earned all-conference on defense in 2014 • Member of the National Honor Society • Graduated fifth in his class • Also played basketball and ran track in high school • Birthday is November 16 • Parents are Tony and Tonja Strickland • Nickname is “Strick” • If he could choose an NFL team to play for, it would be the Rams • His dream job is a history professor • People say he looks like Drake • Favorite TV show is “That ‘70s Show” • Favorite food is chicken • The person who had the biggest impact on his life is his mother Tonja Strickland • Enrolled in the General College.



JASON STROWBRIDGE

DEFENSIVE END
 6-4 • 270 • FRESHMAN*
 DEERFIELD BEACH, FLA. • DEERFIELD BEACH



55


Redshirted last year as he was unable to practice most of the 2015 season and this spring due to an injury.

Deerfield Beach High School

Ranked the No. 47 strongside defensive end in the country by 247sports.com and is one of the top 100 players in Florida • Four-star prospect according to ESPN and Scout.com • Considered the No. 29 defensive end in the nation by ESPN.com and the No. 61 prospect in Florida • Rated the No. 24 defensive end by Scout.com • Member of the Scout 300 and is ranked the No. 265 senior nationally • Had 12 sacks, broke up two passes and recovered a fumble as a junior • High school head coach was Allen Jackson.

Personal

Nickname is “Strow” • If he could choose an NFL team to play for, it would be the Dolphins • His dream job is to play in the NFL or be a sports fisherman • People say he looks like Quinton Aaron in The Blind Side • His favorite TV show is “Key & Peele” • His favorite food is fettuccini alfredo • The reason he wears No. 55 is because it’s a family number • His pregame ritual or superstition is to eat gummy bears • If he could guest star on a reality TV show, it would be “Real World” • The people who had the biggest impact on his life are his parents, Arlene Thigpen and Clifford Strowbridge • Birthday is Sept. 10 • Enrolled in the General College.



JOHNATHAN SUTTON

LINEBACKER
 6-0 • 235 • FRESHMAN*
 SWANSEA, S.C. • SWANSEA



54

Redshirted in 2015.

Swansea High School

South Carolina • Played in the Semper Fidelis All-American Bowl • Played in the North-South All-Star game • Ranked the No. 9 inside linebacker by ESPN.com • Listed as the No. 51 outside linebacker in the country and the No. 11 player in South Carolina by 247sports.com • Rated the No. 28 inside linebacker by Rivals.com • Listed as the No. 1 linebacker in South Carolina and the No. 9 linebacker in the South by Scout.com • Junior season ended early with a knee injury • Had 74 tackles, 21 for loss and forced six fumbles as a sophomore • High school head coach was Chad Leapart.

Personal

His nickname is “Sutt” • If he could choose an NFL team to play for, it would be the Panthers • His dream job is to play in the NFL or be a CEO of a corporation • People say he looks like Terrell Suggs • His favorite food is spaghetti • The people who had the biggest impact on his life are his mother Veronica Sutton and his grandfather Eugene Blanks • Birthday is November 2 • Enrolled in the General College.



WILLIAM SWEET

OFFENSIVE TACKLE
 6-7 • 300 • FRESHMAN*
 JACKSONVILLE, FLA. • FIRST COAST



51

Has a promising future • Moves well and will provide quality depth at either tackle position.

At Carolina


Redshirted in 2015 • Enrolled in January and participated in spring practice.

First Coast High School

Four-star offensive tackle • Ranked the No. 127 overall player in the country, the No. 18 player in Florida and the No. 12 offensive tackle by Scout.com • Member of the Scout 300 • Ranked the No. 27 offensive tackle in the nation by Rivals.com • Member of the Jacksonville Times-Union Super 75 • Rated the No. 3 offensive tackle in Florida by the Times-Union • Helped lead First Coast to a combined record of 56-5 during his four seasons in high school • Member of the National Honor Society • High school head coach was Marty Lee.

Personal

His nickname is “Sweet” • If he could choose an NFL team to play for, it would be the Jaguars • His dream job is an athletic director • People say he looks like Anthony Davis • His favorite TV show is “Empire” • Favorite food is chicken • His pregame ritual or superstition is to put on wide receiver gloves and warm up like Odell Beckham Jr. • His favorite off-day activity is cooking • Son of Eleanor and Williams Sweet Jr. • Birthday is April 29 • Communication studies major.



RYAN SWITZER

WIDE RECEIVER
5-10 • 185 • SENIOR
CHARLESTON, W.VA. • GEORGE WASHINGTON



2014 – Sophomore Season

Appeared in all 13 games and started nine at wide receiver, finishing with team highs of 61 catches and 757 yards • Scored four receiving touchdowns and also threw a touchdown pass at East Carolina • Returned 37 punts for 172 yards • Rushed eight times for 29 yards, including a 13-yard gain at Virginia • Earned third-team All-ACC honors at wide receiver and honorable mention at specialist • Caught at least one pass in all 13 games, including a career-high nine at Miami and against Georgia Tech • Made six receptions for 54 yards against Rutgers in the Quick Lane Bowl • Finished with a career-best 136 receiving yards and two scores in the win over the Yellow Jackets • Also topped the 100-yard mark with 109 on three catches at Duke • Finished the regular season strong with 20 catches for 247 yards in the final four games • Had three catches for 87 yards and a 75-yard touchdown at Clemson • Threw his second career touchdown pass at East Carolina, a 35-yard strike to T.J. Thorpe • Had 14 catches for 105 yards in the first two games of the season - six for 62 against SDSU and eight for 43 against Liberty • His 70 punt return yards against Liberty were a season high • Had a punt return for a touchdown called back at Miami.

Two-time All-America return man who has emerged as a consistent threat in the passing game over the last two seasons • One of the most electrifying players in college football with his ability to return punts and make defenders miss • Tied the NCAA record with five punt return touchdowns in 2013, added two more in 2015, and is one shy of the career mark of eight held by Texas Tech's Wes Welker and Oklahoma's Antonio Perkins • Already owns the school record for career punt return yards.

2015 - Junior Season

Named to the AFCA All-America Team as an all-purpose player • Earned All-ACC first team specialist honors by the league's coaches and was second team by ACSMA • Also earned third-team honors from both groups at receiver • Finished with a team-high 55 catches for 697 yards and six receiving touchdowns • Also has a pair of punt return touchdowns • Returned 22 total punts for 302 yards for a 13.7-yard average that ranked second in the ACC • Had three receptions for 29 yards vs. Baylor in the Russell Athletic Bowl • Caught three balls for 41 yards and two touchdowns in the ACC Championship Game against Clemson • Had a season-high eight receptions for 38 yards in the win at NC State • Caught four balls for 46 yards in the win at Virginia Tech • Took sole position of the ACC career record and moved within one of the NCAA record with his seventh career punt return touchdown in the win over Miami • His 78-yard touchdown return came late in the second quarter and pushed the Carolina lead to 31-0 • Earned ACC Specialist of the Week for the second time • Caught five balls for 107 yards and an 89-yard touchdown on the first offensive snap in the win over Duke • Finished with five receptions for a season-high 126 yards and a 71-yard touchdown in the win at Pitt • Matched a season high with six catches for 37 yards in the Virginia win • Caught two passes for 23 yards and also completed one pass for 11 yards in the win at Georgia Tech • Caught five passes for 89 yards and a touchdown in the Delaware win • His touchdown was a 63-yard catch and run from Mitch Trubisky • Earned ACC Specialist of the Week honors and was named to the Hornung Award weekly honor roll after returning his sixth career punt for a touchdown against Illinois • The 85-yard return was the second-longest of his career and tied the ACC career record (Maryland's Steve Suter, 2001-04) • His five punt returns for 168 yards broke the UNC single-game record (Bud Carson, 166 yards on eight returns vs NC State, 1951) • Also caught three passes for 50 yards and a touchdown against the Illini • Finished with three catches for 46 yards against NC A&T • Had six catches for 57 yards in the season opener against South Carolina.



2013 - Freshman Season

Named first-team All-America as a punt returner/specialist by the FWAA and Athlon • Was a second-team All-America selection by USA Today and CBSsports.com • Became the first Carolina true freshman since Amos Lawrence in 1977 and just the third Tar Heel freshman overall since 1996 to earn first-team All-ACC honors (specialist) • Tied an NCAA record and established an ACC record with five punt returns for touchdowns • Did not record his first punt return for a touchdown until the ninth game of the season against Virginia and then had two against Pittsburgh, one vs. Old Dominion and one vs. Cincinnati • Tied the NCAA mark of five held by Chad Owens of Hawaii (2004) when he returned a punt a career-long 86 yards against the Bearcats in the Belk Bowl • It was also the fourth-longest return in school history • Set the career punt return touchdown mark at UNC in his first year on campus, passing Johnny Branch (1929-31) and Charlie Justice (1946-49) who each had four • Set a single-season school record with 502 punt return yards, besting Bosley Allen's mark of 421 from 2000 • Also set the UNC single-season record for punt return average at 20.9 (24 for 502 yards) • The previous mark of 17.5 was set by Charlie Justice in 1948 (19 for 332) • Led the NCAA in punt return yards (502) and return touchdowns (5) • Ranked third on the team in receptions (32), receiving yards (341) and receiving touchdowns (3) • Also rushed 10 times for 29 yards • Voted MVP of the Belk Bowl after scoring on an 86-yard punt return and catching three passes for 22 yards • Caught five passes for 54 yards and rushed three times for 15 yards against Duke • Matched the ACC single-season record with his fourth punt return touchdown against Old Dominion • Also tied an NCAA record, becoming the second player in history to return a punt for a touchdown in three consecutive games (David Allen, Kansas State, 1998) • In addition to his return work, had the best receiving day of

RYAN SWITZER - CAREER STATISTICS

Year	Punt Returns					Receiving				
	No.	Yards	Avg.	TD	LP	Rec.	Yards	Avg.	TD	LP
2013	24	502	20.9	5	86	32	341	10.7	3	57
2014	37	172	4.6	0	31	61	757	12.4	4	75
2015	22	302	13.7	2	85	55	697	12.7	6	89
Totals	83	976	11.8	7	86	148	1795	12.1	13	89

Year	Rushing				Passing				
	No.	Yards	Avg.	TD	LP	C-A-I	Yards	TD	LP
2013	10	29	2.9	0	9	1-1-0	59	1	59
2014	8	29	3.6	0	13	1-1-0	35	1	35
2015	3	6	2.0	0	13	1-2-0	11	0	11
Totals	21	64	3.0	0	13	3-4-0	105	2	59

Career Highs: 168 punt return yards vs. Illinois (2015); 86-yard punt return vs. Cincinnati (2013); 9 receptions at Miami (2014), vs. Georgia Tech (2014); 136 receiving yards vs. Georgia Tech (2014)


his young career with five catches for 118 yards and a 57-yard touchdown • Tied a school record with two punt returns for touchdowns in the win at Pitt • Brought a punt back 65 yards in the second quarter before his game-winning 61-yard touchdown return with less than five minutes left in the game • Earned ACC Specialist and Rookie of the Week honors for his efforts • Also caught two passes for 21 yards against the Panthers • Returned a punt 85 yards for a touchdown against Virginia • The return was the fourth-longest in Carolina history, the longest of the season in the ACC and the first return touchdown of his career • Threw a 59-yard touchdown pass to Quinshad Davis in the win at NC State, the first of his career • Also caught one pass for five yards and rushed one time for three yards • Scored his first collegiate touchdown against Boston College, a 13-yard reception from Bryn Renner • Caught a season-high five balls for 28 yards against Miami • Had a 17-yard reception at Virginia Tech and returned three punts for 18 yards • Finished with two catches for 28 yards and a 41-yard punt return against East Carolina • Caught three passes for 14 yards in the win over Middle Tennessee • Also returned a punt for nine yards against the Blue Raiders • Made his collegiate debut at No. 6 South Carolina and caught three balls for 15 yards.

George Washington High School

First-team Parade All-America selection • Named to the East team roster at the 2013 Semper Fidelis All-American Bowl • Rated the No. 7 wingback by Tom Lemming • Two-time winner of the Kennedy Award, given to the West Virginia state player of the year • Only the sixth two-time winner in the award's 66 years • Twice named the West Virginia Gatorade Player of the Year • Twice named the Kanawha Valley Football Player of the Year by The Charleston Daily Mail • Class AAA all-state selection • Twice named the conference player of the year • Three-time first-team all-state • Two-time first-team all-state captain • Finished his senior season with 206 carries for 2,379 yards and 32 touchdowns • Also caught 20 passes for 253 yards and four touchdowns and returned three interceptions for scores • Had another 40 rushing touchdowns as a junior • Scored 103 touchdowns in his prep career and finished in the top five in West Virginia history in touchdowns and points • Had more than 8,100 all-purpose yards • Is George Washington's all-time leader in rushing, scoring total yards • 2012 Under Armour National Combine champion • 2011 SI.com honorable-mention All-America • Prep-star All-Atlantic Region selection • Coached by Steve Edwards • Helped lead George Washington to the 2011 AAA state basketball title • Was the AAA state track champion in the 4x100m and 4x200m relays.

Personal

Nickname is "Switz" • If he could choose an NFL team to play for, it would be the Panthers • His dream job is to play in the NFL for 10+ years • His New Year's resolution was to be an all-around better version of himself • People say he looks like his father • Favorite TV show is "The Office" • Favorite food is potato casserole • The reason he wears No. 3 is because of the Holy Trinity • His pregame ritual or superstition is to watch a "love" movie the night before • Favorite off-day activity is laying in bed and watching Christmas movies • The people who had the biggest impact on his life are his parents Ashley and Michael Switzer • Exercise and sport science major • Birthday is November 4.



MITCH TRUBISKY

QUARTERBACK
6-3 • 225 • JUNIOR
MENTOR, OHIO • MENTOR

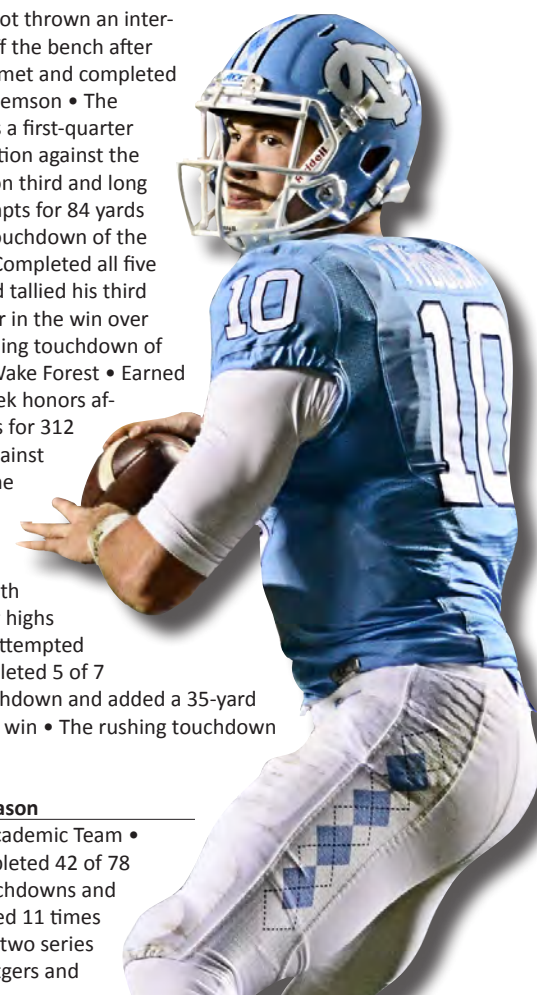


10

Pronounced truh-BISS-kee • Was named the starting quarterback at the conclusion of spring practice • Has the skill set to be a standout quarterback • Played well in a backup role over the last two seasons and completed 40 of 47 pass attempts a year ago.

2015 - Sophomore Season

Appeared in nine games, completing 40 of 47 passes (85.1 percent) for 555 yards and six touchdowns • Also rushed 16 times for 101 yards and three scores • Did not throw an interception on the year • Came off the bench after Marquise Williams lost his helmet and completed passes against NC State and Clemson • The pass against the Wolfpack was a first-quarter touchdown, while the completion against the Tigers picked up a first down on third and long • Completed 5 of 5 pass attempts for 84 yards and scored his third rushing touchdown of the year in the win over Miami • Completed all five pass attempts for 43 yards and tallied his third rushing touchdown of the year in the win over Duke • Scored his second rushing touchdown of the year late in the win over Wake Forest • Earned ACC Offensive Back of the Week honors after completing 17 of 20 passes for 312 yards and four touchdowns against Delaware, setting a single-game UNC record for pass efficiency rating at 282 in the process • Also rushed six times for 39 yards against the Blue Hens, with both totals establishing career highs • Completed both passes he attempted in the win over Illinois • Completed 5 of 7 passes for 37 yards and a touchdown and added a 35-yard touchdown run in the NC A&T win • The rushing touchdown was the first of his career.



2014 - Redshirt Freshman Season

Named to the 2014 All-ACC Academic Team • Appeared in 10 games • Completed 42 of 78 passes for 459 yards, four touchdowns and four interceptions • Also rushed 11 times for 30 yards • Played the final two series of the Quick Lane Bowl vs. Rutgers and

MITCH TRUBISKY - CAREER STATISTICS						
Year	C-A-I	Pct.	Yards	TD	LP	Yds/Gm
2014	42-78-4	53.8	459	5	39	38.3
2015	40-47-0	85.1	555	6	64	61.7
Totals	82-125-4	65.6	1014	11	64	46.1
Rushing						
Year	No.	Yards	Avg.	TD	LP	
2014	11	30	2.7	0	16	
2015	16	101	6.3	3	35	
Totals	27	131	4.9	3	35	

Career Highs: 312 passing yards vs. Delaware (2015); 17 completions vs. Delaware (2015); 20 attempts vs. Delaware (2015); 4 passing touchdowns vs. Delaware (2015); 39 rushing yards vs. Delaware (2015)

completed seven of nine pass attempts for 65 yards and a touchdown • Completed a 1-yard touchdown pass to Kendrick Singleton against the Scarlet Knights • Finished 6 of 13 for 80 yards and a score in the NC State game • Had 61 passing yards late in the game at Miami • Came off the bench for one snap after Marquise Williams had to leave the game when his helmet came off on the previous play • Tossed a strike to T.J. Thorpe for a 16-yard touchdown that proved to be the game-winning score • Had a season-long rush of 16 yards against Virginia Tech • Completed just 1 of 4 passes against the Hokies and threw an interception that was returned for a touchdown • Finished 6 of 11 for 49 yards at Clemson • Completed 8 of 16 passes for a season-high 103 yards and a touchdown at East Carolina • Finished 10 of 16 with 66 yards and a score in his Carolina debut against Liberty • Redshirted in 2013 after enrolling at UNC in January.

Mentor High School

Named Mr. Football in the state of Ohio by the Associated Press, an annual award given to the top high school player regardless of division • Ranked the No. 19 quarterback in the country by Scout.com • Prepstar All-Midwest Region • Honorable-mention Parade All-America • Member of the ESPN 300 team • Is the most prolific passer in the Greater Cleveland area, becoming the first to pass for more than 9,000 career yards and more than 4,000 yards as a senior • Rated the No. 1 dual-threat quarterback by 247sports.com and the No. 3 player in Ohio • Passed for 4,063 yards as a senior, including 1,593 in four playoff games • Also rushed for 899 yards • Scored 108 points and was responsible for 51 touchdowns • Threw for 42 touchdowns and rushed for 18 • Team finished 12-2 and advanced to the state semifinals • Mentor was 30-8 during his three-years the quarterback • Among the top 10 passers in Ohio history with 9,126 yards and 92 touchdowns • Also rushed for 1,559 career yards and 33 touchdowns, averaging 4.1 per carry • Also served as Mentor's punter in 2012 and had a 40.8 average • Coached by Steve Trivisonno.

Personal

His nickname is "Mr. Biscuit" • If he could choose an NFL team to play for, it would be the Cleveland Browns • His dream job is a head football coach at a university • His New Year's resolution was to call his family more often • Favorite TV show is "How I Met Your Mother" • Wears No. 10 because it was his father's high school number • Favorite off-day activity is golfing or watching movies • The people who had the biggest impact on his life are Dave and Jeanne Trubisky, his parents • Exercise and sport science major • Birthday is August 20.




JONATHAN TRULL
OFFENSIVE GUARD
 6-4 • 310 • JUNIOR
 CHARLOTTE, N.C. • CHARLOTTE CHRISTIAN




69

Joined the team as a walk-on prior to the 2014 season • Played right tackle at Charlotte Christian High School and did not give up a sack during his senior season • Charlotte Christian rushed for an average of nine yards per run his senior season • Was team captain and started for two state championship teams in 2012 and 2013 • Played in NUC All-American game • Team was ranked by Max preps No. 1 in the state and among the top 100 in the nation in 2013 • Went a perfect 12-0 senior season • Graduated magna cum laude • Communications major • If he could choose an NFL team to play for, it would be the Panthers • His dream job is to work in sports marketing at Nike • Favorite TV show is "The Office" • Favorite food is steak and potatoes • His pregame ritual or superstition is listening to his "pregame" playlist • Favorite off-day activity is going to the lake and fishing • If he could guest star on a reality TV show, it would be "The Amazing Race" • The people who had the biggest impact on his life are his parents Chuck and Su Trull • Birthday is March 20 • Communication studies major.



CARL TUCKER
TIGHT END
 6-2 • 240 • FRESHMAN*
 CORNELIUS, N.C. • HOUGH



86

At Carolina


Redshirted in 2015 • Enrolled at UNC in January • Saw limited action during the spring while dealing with an arm injury.

Hough High School


Ranked the No. 22 athlete in the country and the No. 17 player in North Carolina by 247sports.com • Member of the ESPN 300 as the No. 270 player in the country • Ranked the No. 4 tight end in the country by ESPN.com and the No. 9 player in North Carolina • Considered the No. 61 wide receiver in the country and the No. 16 player in North Carolina by Rivals.com • Listed as the No. 1 tight end in North Carolina and the No. 16 tight end nationally by Scout.com • Played in the Semper Fidelis All-American Bowl • Helped lead Hough to a 10-4 record and the third round of the state playoffs as a senior • Had 23 catches for 316 yards and four touchdowns as a senior • Also had one kickoff return for 70 yards and one carry for 71 yards • High school head coach was Miles Aldridge.

Personal

If he could choose an NFL team to play for, it would be the Steelers • Dream job is an athletic director • People say he looks like Idris Elba • Favorite food is chicken alfredo • Favorite off-day activity is playing video games • The person who had the biggest impact on his life is former teammate Caleb Samuel • Son of Shaylan and Carl Tucker • Birthday is Feb. 6 • Media and journalism major.



MARK UPTGRAFF
CENTER
 6-2 • 305 • JUNIOR
 CHARLOTTE, N.C. • FORK UNION M.A.



62

Joined the team as a walk-on prior to the 2014 season • Saw action in the North Carolina A&T game in 2015 • Played center, guard and defensive tackle in high school where he helped lead Fork Union to a conference championship in 2012 and the state finals • Was an all-conference and all-state selection as a junior and senior • Graduated from Fork Union with an Advanced Studies Diploma • Also wrestled and was on the track and field team • Majoring in exercise and sport science • Favorite class at UNC is English 105 • Favorite TV show is Breaking Bad • Started playing football when he was 9 years old • His nickname is "Upte" • Best class he's taken at UNC is Psychology because it was interesting to learn about people and why we do what we do • If he could choose an NFL team to play for, it would be the Panthers • His dream job is to be a strength coach • His New Year's resolution was to get better in the classroom and on the field • His favorite TV show is "Breaking Bad" • His favorite food is steak • His favorite off-day activity is fishing or going to the pool • If he could guest star on a reality TV show, it would be "Survivor" • The person who had the biggest impact on his life is his mom. Son of Mark and Jimmie Uptegraff • Birthday is July 14.



MASON VEAL

OFFENSIVE GUARD
6-5 • 300 • FRESHMAN*
CHARLOTTE, N.C. • ARDREY KELL



72

At Carolina


Redshirted in 2015 • Enrolled at UNC in January and participated in spring practice.

Ardrey Kell High School

Earned first-team all-state honors from the Associated Press • Rated a four-star prospect by Rivals.com • Considered the No. 10 offensive tackle in the country and the No. 7 player in North Carolina by Rivals.com • Listed as the No. 22 player in North Carolina by Scout.com • Played on North Carolina's Shrine Bowl team • Member of the Rivals250 as the No. 125 prospect in the country • High school head coach was Adam Hastings.

Personal

Best class he's taken at UNC is Race, Innocence and The Decline of The Death Penalty because it looks at issues in our justice system that he wants to help fix • If he could choose an NFL team to play for, it would be the Panthers • His dream job is to be a lawyer • People say he looks like Paul Bunyan • Favorite TV show is "The Office" or "House of Cards" • Favorite food is rare steak • The reason he wears No. 72 is because he wore it in high school and his high school coach wore it when he played in college • Favorite off-day activity is reading and listening to music • The person who had the biggest impact on his life is his mother Angela • Son of Angela Lear and Dylan Veal • Birthday is August 28 • Political science major.



GARRETT WALSTON

TIGHT END
6-4 • 225 • FRESHMAN
WILMINGTON, N.C. • NEW HANOVER



83


Enrolled in January and participated in spring practice.

New Hanover High School

Considered one of the top tight ends in the country – ranks No. 17 by Scout.com and No. 19 by 247sports.com • Ranked the No. 19 player in North Carolina by 247sports.com • PrepStar All-Southeast Region • Senior captain who helped lead New Hanover to an 12-3 mark as a senior and a deep run in the state playoffs • New Hanover advanced to the semifinals of the 4A playoffs before falling to Greenville Rose • Recorded 61 receptions for 933 yards and nine touchdowns • Also had two rushing touchdowns and threw one • Member of North Carolina's Shrine Bowl team • Named the Wilmington Star-News All-Area offensive player of the year • High school head coach was Earl Smith.

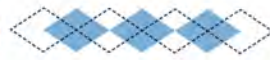
Personal

Best class he's taken at UNC is ENGL 105 • If he could choose an NFL team to play for, it would be the Redskins • His dream job is to be a hunting guide • His New Year's resolution was to stop eating Cookout so much • Favorite TV show is "Breaking Bad" • Favorite food is fried shrimp • Favorite off-day activity is fishing • The people who had the biggest impact on his life are his parents David and Louise Walston • Birthday is Jan. 20 • Enrolled in the General College.



NICK WEILER

PLACE-KICKER
6-0 • 190 • SENIOR
FAIRFAX STATION, VA. • LAKE BRADDOCK



24

Emerged as one of the top kickers in the conference last year and was a Groza Award semifinalist • Handles the place-kicking and kickoff duties •

2015 - Senior Season

Named to the All-ACC third team by the league's coaches • Lou Groza Award semifinalist • Had one of the most prolific seasons for a kicker in school history with 20 made field goals (23 attempts) and 67 successful PATs • Broke Don McCauley's single-season scoring record at UNC with 127 points • His 127 points are 30 more than the previous mark for points by a kicker • The 67 extra point makes and attempts are single-season school records • His 20 made field goals are tied for the third-most in single-season school history, two shy of the record held by Clint Gwaltney and Casey Barth • Converted 12 of his last 13 field goal chances over the last eight games, including a career-high four makes in the win at Pitt and nine straight makes at one point • Kicked one field goal and made five extra points in the Russell Athletic Bowl vs. Baylor • Made a 25-yard field goal and seven extra points in the win over Miami • Made a pair of field goals from 46 yards and 28 yards and five



NICK WEILER - CAREER STATISTICS

Year	FGM	FGA	PCT	0-29	30-39	40-49	+50	LG	PAT
2013	0	0	-	0-0	0-0	0-0	0-0	-	0-0
2014	5	8	.625	5-5	0-2	0-1	0-0	23	35-37
2015	20	23	.870	5-5	11-12	4-6	0-0	48	67-67
Totals	25	31	.806	10-10	11-12	4-7	0-0	48	104-106
Kickoffs									
Year	No.	Yards	Avg.	TB					
2013	67	4214	62.9	19					
2014	74	4747	64.1	43					
2015	103	6463	62.7	55					
Totals	244	15,424	63.2	117					

PATs in the win over Delaware • Matched his career-long with a 48-yard field goal against Illinois • Added a 32-yarder and six PATs against the Illini • Made a career-long 48-yard field goal and converted all six PAT chances in the win over NC A&T • Nailed a pair of field goals, including a 47-yarder that was the longest by a Tar Heel kicker since 2012, in the season opener against South Carolina • Won the starting place-kicker job and also handles kickoff duty • Had 55 touchbacks in 103 kickoffs • Also had six tackles on kickoffs.

2014 – Junior Season

Member of the 2014 ACC Academic Honor Roll • Kickoff specialist also split time with Thomas Moore at place-kicker • Converted 35 of 37 PAT opportunities and made 5 of 8 field goal attempts • Finished the season with 50 points, good for second on the team behind Marquise Williams • One of the league's most effective kickoff specialists • Saw 43 of his 74 kickoff attempts go for a touchback (58.1 percent) • Had at least two touchbacks in 11 of 13 games, including a season-high eight against Liberty • Ranked second nationally in average length of kickoff at 64.11 • His touchback percentage was among the top 25 nationally.

Prior

2013: Appeared in 11 games as the kickoff specialist • Also recorded six special teams tackles • Kicked off 67 times for 4,214 yards, an average of 62.9 yards per kick • Had 19 touchbacks, including a season-best four against Middle Tennessee. **2012:** Joined the team as a walk-on.


Lake Braddock Secondary School

Played three seasons at Lake Braddock starting at kicker, punter, safety and wide receiver • Leading scorer among kickers at the AAA level in Virginia in 2009 and 2010 • 68 percent of kickoffs in 2010 and 2011 went for touchbacks • 2011 All-Met Honorable Mention • Team played for a state championship in 2009 • Coached by Jim Poythress • Also played soccer and basketball.

Personal


Nickname is “Rocky” • New Year’s resolution was to make the Dean’s List • Favorite TV show is “Friday Night Lights” • Favorite off-day activity is fishing • Would like to visit Greece in the future • Birthday is Oct. 6 • Son of Christopher and Victoria Weiler • Father played football at the U.S. Naval Academy • Brother and sister were both college soccer players, Matthew at Kentucky and Virginia and Katherine at Pittsburgh • Favorite NFL team is the Washington Redskins • Graduated in May and is enrolled in the Master of Accounting program at UNC.





MYLES WOLFOLK

DEFENSIVE BACK
6-0 • 200 • FRESHMAN
UPPER MARLBORO, MD. • HENRY A. WISE



JARED WORLEY

TIGHT END
6-3 • 215 • SOPHOMORE
PITTSBORO, N.C. • NORTHWOOD



Enrolled at UNC in January and participated in spring practice.

Henry A. Wise High School

Considered the No. 9 cornerback in the East by Scout.com • Rated the No. 14 player in Maryland and the No. 41 cornerback nationally by Rivals.com • Helped lead Wise to an undefeated 14-0 season and a victory in the MAA Class 4A Championship • Played both wide receiver and defensive back • Led Wise with eight interceptions • Also broke up six passes and made 32 tackles • Caught 44 passes for 767 yards and 15 touchdowns • Named the Rivals Defensive Back of the Year in Maryland • PrepStar All-Atlantic Region • First-team All-Metro and first-team all-state at defensive back • High school head coach was DaLawn Parrish.

Personal

If he could choose an NFL team to play for, it would be the Colts • Dream job is to own his own company • Favorite food is mac and cheese • The person who had the biggest impact on his life is Wesley Wolfolk, his brother • Son of Charlotte and Kevin Wolfolk • Birthday is June 20 • Business administration major.


Joined the team as a walk-on prior to the 2015 season • Two-time all-conference honoree as an outside linebacker and a wide receiver at Northwood High School • Also played tight end and strong safety • Totaled 10 interceptions in his high school career • Offensively, he scored over 10 TDs in his career • Part of the East/West All-Star game • Earned Academic All-Conference three times • Awarded the WRAL Extra Effort Award • National Honor Society member • Graduated with a 4.4 GPA • Played basketball and earned all-conference • Majoring in Exercise and Sports Science • High school coach was Bill Hall • Birthday is February 7 • Parents are Scott and Donna Worley • Nickname is “Worley Bird” • His dream job is to work with the Pittsburgh Steelers or be a sports agent • His New Year’s resolution was to get bigger • People say he looks like Ryan Gosling • His favorite TV show is “The Walking Dead” • His favorite food is his mom’s spaghetti • His favorite off-day activity is playing basketball • If he could guest star on a reality TV show, it would be “The Bachelor” • The person who had the biggest impact on his life is his father Scott Worley • Exercise and sport science major.




2016 North Carolina Signees

No.	Name	Pos.	Ht.	Wt.	Year	Hometown	High School/Previous School
2	Jordon Brown*	RB	5-10	190	Fr.	Durham, N.C.	Southern
14	Logan Byrd*	QB	6-3	230	Fr.	Warner Robins, Ga.	Veterans
33	Allen Cater	DE	6-4	240	Fr.	Hiram, Ga.	Mt. Paran Christian School
41	J.B. Copeland*	LB	6-3	225	Fr.	Southlake, Texas	Southlake Carroll/Navarro College
91	Nolan DeFranco	DE	6-6	240	Fr.	Winter Garden, Fla.	West Orange
21	Myles Dorn*	DB	6-2	210	Fr.	Charlotte, N.C.	Vance
94	Marlon Dunlap	DT	6-4	310	Fr.	Charlotte, N.C.	West Charlotte
79	Luke Elder	OL	6-5	285	Fr.	LaGrange, Ga.	LaGrange
13	D.J. Ford	DB	6-3	195	Fr.	Ashland, Ala.	Central
12	Tomon Fox	DE	6-3	235	Fr.	Lawrenceville, Ga.	Collins Hill
4	Rontavius Groves	WR	5-11	175	Fr.	Nashville, Tenn.	Pearl-Cohn
42	Tyrone Hopper	LB	6-4	220	Fr.	Roswell, Ga.	Roswell
19	Roscoe Johnson	WR	6-1	180	Fr.	Jonesville, S.C.	Union County
55	Jay-Jay McCargo	OL	6-3	310	Fr.	Alexandria, Va.	Bishop O'Connell
19	Robert Morgan	DB	5-10	190	Jr.	Los Angeles, Calif.	Oaks Christian/Pasadena City J.C.
57	Tyler Pritchett	OL	6-2	300	Fr.	Auburn, Ala.	Auburn
8	Patrice Rene	DB	6-2	200	Fr.	Alexandria, Va.	Episcopal
3	Dominique Ross	LB	6-3	210	Fr.	Jacksonville, Fla.	Trinity Christian Academy
5	Greg Ross	DB	6-1	175	Fr.	Temple Hills, Md.	Potomac
9	K.J. Sails	DB	5-11	165	Fr.	Tampa, Fla.	East Bay
7	Jonathan Smith*	LB	6-1	235	Fr.	Laurinburg, N.C.	Scotland
12	Chazz Surratt	QB	6-3	205	Fr.	Denver, N.C.	East Lincoln
87	Noah Turner	TE	6-3	245	Fr.	Mundelein, Ill.	Carmel Catholic
83	Garrett Walston*	TE	6-4	225	Fr.	Wilmington, N.C.	New Hanover
11	Myles Wolfolk*	DB	6-0	190	Fr.	Upper Marlboro, Md.	Wise

*Enrolled in January, 2016




ALLEN CATER
 DEFENSIVE END
 6-4 • 240 • FRESHMAN
 HIRAM, GA. • MT. PARAN CHRISTIAN SCHOOL




33

Ranked the No. 8 defensive end in Georgia and the No. 36 at that position in the South by Scout.com • Considered the No. 65 strongside defensive end in the country by 247sports.com • Received all-state, all-region, all-metro, and All-Cobb County honors following his senior season. • Posted 48 tackles and two sacks as a junior to help lead Mt. Paran to Cobb County first state championship in 47 years as the team went 14-0 • Earned second-team all-region honors as a junior • Played in the Georgia Junior-Sophomore Elite Classic • High school head coach was Mitch Jordan • Also played on the basketball team and has lettered in track, running the 400, 200, 4x100, 4x400, and competing in the long jump • Plays the drums • Birthday is Oct. 11.



NOLAN DEFRANCO
 DEFENSIVE END
 6-6 • 240 • FRESHMAN
 WINTER GARDEN, FLA. • WEST ORANGE



91

Member of the Orlando Sentinel's 2016 Central Florida Super60 • Helped guide West Orange to back-to-back district titles and the program's first regional championship • Team steadily improved throughout his career, earning first playoff win since 1999 in 2014 and then finishing 12-2 as a senior • PrepStar All-Southeast Region • Earned all-district honors as a senior • Listed as the No. 44 defensive end prospect in the South by Scout.com and is the No. 18 defensive end in Florida • Considered one of the top 150 prospects in Florida by 247sports.com • Listed as the No. 73 weakside defensive end in the nation by 247sports.com • Earned class 8A second-team all-state honors • Honor roll student • High school head coach was Bob Head • Son of Terri and Joe DeFranco • Birthday is Jan. 29.




MARLON DUNLAP

DEFENSIVE TACKLE
6-4 • 310 • FRESHMAN
CHARLOTTE, N.C. • WEST CHARLOTTE



94

Member of North Carolina's Shrine Bowl team • Four-year starter on defense • PrepStar All-Atlantic Region • As a junior, had 70 tackles, 19 for a loss and eight sacks • Made first-team all-conference in the MECCA 4A, arguably North Carolina's toughest conference • Averaging four tackles and facing near-constant double teams • High school head coach was Daren Hart • Son of Quinta and Marlon Dunlap Sr. • Birthday is Oct. 18.




LUKE ELDER

OFFENSIVE LINEMAN
6-5 • 285 • FRESHMAN
LaGRANGE, GA. • LaGRANGE



79

Team MVP • Earned all-state and all-region honors • PrepStar All-Southeast Region • Member of the National Honor Society and a distinguished honors graduate • Considered one of the top 50 players in Georgia by 247sports.com • Member of the Rivals Top 75 in Georgia • Had a strong showing in the Rivals Camp Series in Atlanta • Ranked the No. 21 offensive tackle in the South by Scout.com • High school head coach was Dialleo Burks • Son of Christy and Jared Elder • His father, Jared, played basketball at Tennessee Tech • Birthday is June 12.



D.J. FORD

DEFENSIVE BACK
6-3 • 195 • FRESHMAN
ASHLAND, ALA. • CENTRAL



13

Started at safety on defense and split end on offense for Clay Central • Led the team in tackles and intercepted three passes • Earned all-area honors as a senior • PrepStar All-Southeast Region • Member of the Beta Club • High school head coach was Kris Herron • Son of John Garrett and Asheika Ford • Birthday is July 7.




TOMON FOX

DEFENSIVE END
6-3 • 235 • FRESHMAN
LAWRENCEVILLE, GA. • COLLINS HILL



12

Member of the ESPN 300, ranking No. 194 overall in the country regardless of position • Tabbed as the No. 19 player in Georgia and the No. 27 defensive end in the country • Considered the No. 12 weakside defensive end in the nation and the No. 25 overall player in Georgia by Rivals.com • PrepStar All-Southeast Region • Named first-team all-state • As a senior, registered 114 tackles (73 solo), 29 tackles for loss, nine sacks, 34 quarterback hurries, one interception, four passes deflected, forced four fumbles and blocked two punts • Played in the annual Rivalries of Gwinnett County all-star game • As a junior, was named third team All-County by the Gwinnett Daily Post, finishing the season with 34 tackles (five for a loss) and a county-best 13 sacks • NUC Five-Star South Showcase Defensive End MVP • Played in the Georgia Junior-Sophomore Elite Classic • High school head coach was Kevin Reach • Also competes on the track team • Son of Monica and Tony Fox • Birthday is March 16.




RONTAVIUS GROVES

WIDE RECEIVER
5-11 • 175 • FRESHMAN
NASHVILLE, TENN. • PEARL-COHN



4

Nickname is "Toe" • Earned all-state, all-mid state, all-region and all-metro honors • PrepStar All-Southeast Region • Posted 59 receptions for 1,067 yards and 14 touchdowns as a senior • Also rushed 20 times for 127 yards and a touchdown • Made 38 tackles (26 solo) and had two interceptions • Returned seven kickoffs for 112 yards and returned two punts for 45 yards • High school head coach was Brandon Woods • Son of Jatabya Groves • Birthday is Jan. 13.




TYRONE HOPPER

LINEBACKER
6-4 • 220 • FRESHMAN
ROSWELL, GA. • ROSWELL



42

Helped lead Roswell to a 14-1 record and the Georgia High School Athletic Association 6A state championship game • All Metro North Fulton County and named to Region 5-6A First Team • Ranked among the top 100 players in Georgia by ESPN.com • Considered the No. 39 outside linebacker in the country and No. 43 player in Georgia by Rivals.com • Rated the No. 3 linebacker in Georgia and the No. 15 linebacker in the South by Scout.com • PrepStar All-Southeast Region • As a junior, he accumulated 113 tackles, four sacks, and 24 pass breakups • Played in the Georgia Junior-Sophomore Elite Classic • High school head coach was John Ford • Son of Jeanette and Tyrone Hopper Sr. • Originally from Shelby, N.C. • Birthday is July 9.




ROBERT MORGAN

DEFENSIVE BACK
5-10 • 190 • JUNIOR
LOS ANGELES, CALIF.
OAKS CHRISTIAN/PASADENA CITY JC



Late addition to the 2016 class who should add depth to the defensive backfield • Played the past two seasons at Pasadena City Junior College in California • Had 25 tackles, two interceptions and eight pass breakups as a freshman • Was off to a good start as a sophomore with 15 tackles, three interceptions, and eight pass breakups through the first four games, but missed several games with a high ankle sprain • Son of Robert and Nikkia Morgan • Birthday is July 9.




ROSCOE JOHNSON

WIDE RECEIVER
6-1 • 180 • FRESHMAN
JONESVILLE, S.C. • UNION COUNTY



19

Rated the No. 13 prospect in South Carolina by ESPN.com • Caught 50 passes for more than 800 yards and eight touchdowns as a senior • Named first-team all-area • PrepStar All-Atlantic Region • Was a North/South bowl selection • Missed his sophomore season with an injury • High school head coach was Steve Taneyhill • Son of Sharon Peake • Birthday is Dec. 8.



TYLER PRITCHETT

OFFENSIVE LINEMAN
6-2 • 300 • FRESHMAN
AUBURN, ALA. • AUBURN



57

Ranked the No. 20 player in the state of Alabama and the No. 41 offensive guard nationally by ESPN • Rated the No. 27 player in Alabama and the No. 37 offensive guard in the country by 247sports • Also considered the No. 22 player in Alabama by Rivals • Named to the Alabama Sports Writers Association Class 7A All-State first team as a senior • Earned a spot in the Alabama-Mississippi All-Star Game • Named one of the Opelika-Auburn News Super 8 seniors • PrepStar All-Southeast Region • Played in the Blue-Grey All-American Bowl • Led an Auburn offensive line that blocked for 2,681 rushing yards in 2015 • Has an 80-inch wingspan • High school head coach was Adam Winegarden • Son of Antoinette and Robert Pritchett • Birthday is Sept. 30.




JAY-JAY McCARGO

OFFENSIVE LINEMAN
6-3 • 310 • FRESHMAN
ALEXANDRIA, VA. • BISHOP O'CONNELL



55

Rated the No. 10 player in the state of Virginia and the No. 29 offensive tackle in the country by Rivals • Considered the ninth-best player in Virginia and the No. 35 tackle nationally by 247sports • Earned a spot in the prestigious Semper Fidelis All-American Bowl • Earned first-team VISAA Division I all-state and All-WCAC honors as a senior at Bishop O'Connell • PrepStar All-Atlantic Region • High school head coach was Colin Disch • Son of Alanna and Jay McCargo • Birthday is June 4.



PATRICE RENE

DEFENSIVE BACK
6-2 • 200 • FRESHMAN
ALEXANDRIA, VA. • EPISCOPAL



8

Considered a four-star prospect by Rivals and rated the No. 7 player in the state of Virginia and the No. 22 safety in the country • Also ranked the No. 9 player in Virginia and the No. 25 cornerback nationally by ESPN • Considered the No. 2 safety in the East and the No. 31 safety in the country by Scout.com • Named first-team VISAA Division I all-state as a senior at Episcopal • Also played wide receiver • Team MVP and captain • Originally from Ottawa, Canada • Earned second-team All-Met honors from the Washington Post as a senior and was a 2014 CBSSports All-America selection • High school head coach was Panos Voulgaris • Son of Marie Rene • Birthday is Nov. 19.




DOMINIQUE ROSS

LINEBACKER
6-3 • 210 • FRESHMAN
JACKSONVILLE, FLA. • TRINITY CHRISTIAN ACADEMY



Rated the No. 38 outside linebacker in the country by Scout and ESPN • Ranked the No. 4 outside linebacker in Florida by Scout • Also considered the No. 48 outside linebacker nationally and the No. 77 player in the state of Florida by Rivals • PrepStar All-Southeast Region • Named first-team class 3A all-state as a senior at Trinity Christian • Member of the Orlando Sentinel Super 11 • Helped lead Trinity to a 14-0 record and the FHSAA 3A state championship • As a senior, had 54 tackles (33 solo), 15.5 tackles for loss, 11.5 sacks, seven quarterback hurries, broke up 10 passes, recovered two fumbles and forced four fumbles • High school head coach was Verlon Dorminey • Son of Teresa Miller and Dominique Ross, Sr. • Birthday is Dec. 21.




CHAZZ SURRATT

QUARTERBACK
6-3 • 205 • FRESHMAN
DENVER, N.C. • EAST LINCOLN



Named Parade All-America and Parade national player of the year as a senior • Named The Associated Press offensive player of the year in North Carolina • Gatorade state player of the year • Two-time first-team AP all-state selection • MaxPreps national small schools player of the year • Broke the state record for career total yards with 16,593 and also owns the state record for touchdown responsibility with 229 career scores • Threw for 3,536 yard and 51 touchdowns with 10 interceptions during his senior season • Also ran for 1,345 yards and 15 more scores • Led East Lincoln to 30 straight wins • Broke the state record for total offense held previously by Charlotte Independence quarterback and three-time state champion Chris Leak • Named the 2014 and 2015 North Carolina Prep Player of the Year (only two-time winner) • Wendy's High School All-America • Finished second for AP player of the year voting as a junior • Won the 2AA football state championship in 2012 and 2014 • Earned MVP honors in the 2014 state championship game • Four-time NC Preps all-state selection in football • Three-time player of the year in the SD-7 Conference in football • Three-time NC Preps all-state selection in basketball • Conference player of the year and district player of the year in basketball as a junior • NCHSAA male athlete of the year as a junior • AP all-state selection in basketball as a junior • Member of the National Honor Society and Beta Club • High school head coach was Mike Byus • Son of Kevin and Brandi Surratt • Has two brothers, Sage Surratt and Ethan Kincaid.




GREG ROSS

DEFENSIVE BACK
6-1 • 175 • FRESHMAN
TEMPLE HILLS, MD. • POTOMAC



Ranked the No. 1 safety in the state of Maryland and the No. 34 safety in the country by Scout • Also considered the No. 18 player overall in Maryland by Rivals and No. 23 by 247sports • PrepStar All-Atlantic Region • Helped lead Potomac to a 10-3 mark as a senior • Posted 78 tackles (42 solo), four interceptions and four pass breakups • High school head coach was Ronnie Crump • Son of Adrienne and Greg Ross, Sr. • Birthday is March 13.




K.J. SAILS

DEFENSIVE BACK
5-11 • 165 • FRESHMAN
TAMPA, FLA. • EAST BAY



Listed as the No. 28 cornerback in the nation by 247sports.com • Considered the No. 45 cornerback in the country by Rivals.com • Played in the Offense-Defense All-American Bowl in Daytona Beach • As a senior, finished with 27 tackles, two pass breakups, two interceptions, two forced fumbles, and five blocked kicks for East Bay • Also led the team in receiving with 21 catches for 344 yards and three touchdowns • Averaged 34.3 yards on 10 kick returns and 15.5 yards on 11 punt returns • High school head coach was Frank Larosa • Birthday is May 2.



NOAH TURNER

TIGHT END
6-3 • 245 • FRESHMAN
MUNDELEIN, ILL. • CARMEL CATHOLIC



Rated the No. 19 tight end in the country and the No. 22 player in the state of Illinois by ESPN • Also considered the No. 28 tight end and the No. 16 player in Illinois by Rivals • Ranked the No. 2 tight end in Illinois and the No. 25 tight end nationally by Scout • Caught 13 passes for 360 yards and five touchdowns as a junior at Carmel Catholic • PrepStar All-Midwest Region • Had his senior season cut short due to a foot injury • Coached by Andy Bitto • Son of Tracy and Katie Turner • Birthday is April 27.

2016 FOOTBALL

CAROLINA



STAFF PROFILES



LARRY FEDORA



HEAD COACH
FIFTH YEAR AT UNC



- 2015 Bear Bryant National Coach of the Year Finalist
- 2015 FCA National Coach of the Year

Larry Fedora's fourth season as North Carolina's head coach saw the Tar Heels return to the national discussion thanks to a record-setting offense and vastly improved defense. After an 11-3 season that featured a school-record 11-game winning streak and the program's first trip to the ACC Championship Game, Fedora has the Tar Heels poised to compete for a league title on a yearly basis.

"I'm a believer that nothing great can be accomplished without energy and a passion for what you believe in," he says. "We're building this program and every day we are striving to become better coaches and student-athletes."

Fedora is building a program at North Carolina that encompasses all aspects of the student-athlete experience. In his first four seasons, the Tar Heels have set offensive records in bunches, electrified fans with their special teams play, produced numerous professional prospects and finished first in the Coastal Division on two occasions. Off the field, the Tar Heels' APR has improved under Fedora and his student-athletes are regulars in the community.

Despite scholarship limitations imposed before Fedora took over the program, he guided the Tar Heels to 32 wins in his first four years. Only Dick Crum won more games (34) in his first four seasons in Chapel Hill since the ACC began in 1953.

Fedora was one of the first coaches in the country to implement the spread offense, a style now employed in a majority of major programs. Fedora was quick to brand his style of play as "smart, fast and physical," a mantra he's preached since he first became a head coach at Southern Miss in 2008. That style has paid dividends for UNC, which has averaged more than 425 yards of total offense per game under his watch and averaged more than 40 points in 2015. In fact, Fedora has coached the two most prolific offenses in UNC history. The 2015 team set school marks for most points (570), points per game (40.7) and touchdowns (73). The previous highs of 487 points and 62 touchdowns were set in 2012, Fedora's first season in Chapel Hill.

Carolina averaged a school-record 486.9 yards on offense, which tops the 2012 mark of 485.6. UNC has averaged more than 425 yards per game each season under Fedora. This marks the first time Carolina has averaged more than 400 yards per game in four straight years.

In 125 seasons of college football, Carolina has averaged 400 yards per game just 11 times, with four of those coming under Fedora's direction. Carolina has posted more than 500 yards of total offense 15 times in 52 games under Larry

Fedora, including a school-record 721 yards vs. ODU in 2013 and 704 (third-best at UNC) vs. Duke in 2015. UNC has gained at least 400 yards in 40 of Fedora's 52 games as head coach.

Fedora-coached teams have been responsible for four of the top 10 offensive seasons in UNC history.

AT CAROLINA

Fedora's first season in 2012 was highlighted by a 6-1 mark at home, including a thrilling 43-35 victory over NC State and a 48-34 win against Virginia Tech. Giovani Bernard's 74-yard punt return in the final seconds of the NC State game ended Carolina's five-game losing skid to its nearby rival and set off a wild celebration on the UNC sidelines. The Virginia Tech game saw Carolina rush for 339 yards, its most since 2004, as the Tar Heels posted 533 yards of total offense. It was also the most points the Hokies had allowed in a game since joining the ACC. Carolina also posted home victories over Elon, East Carolina, Idaho and Maryland, and picked up road wins at Miami and Virginia. It marked the first time a UNC coach had won at Virginia in his first attempt since Dick Crum in 1979.

Statistically, Carolina finished eighth in the country in scoring in 2012, averaging a school-record 40.6 points per game. The Tar Heels scored 30 or more points in nine of 12 games, and twice posted more than 60 points, including a school-record 66 against Idaho. Carolina was 14th in the nation in total offense, averaging a school-record 485.6 yards per game.

The Tar Heels also excelled on special teams, finishing 10th in net punting and 10th in punt return average. Bernard was second nationally in punt returns and fourth as an all-purpose runner.

In his second season, the Tar Heels stumbled to a 1-5 start, but won six of their last seven games, and captured the 2013 Belk Bowl with a 39-17 thumping of Cincinnati. The win ensured Fedora of his sixth-straight winning season as a head coach.

Carolina's offense set several more school records in 2013, including most points in a game (80), most plays in a season (943) and most passing yards in a season (3,606). It was the sixth consecutive year as a head coach that Fedora's offense has gained more than 5,000 total yards.

Fedora takes pride in having outstanding special teams play and 2013 may have been his best yet. Punt returner Ryan Switzer tied the NCAA single-season record with five punt returns for touchdowns en route to first-team All-America honors as a true freshman. It was the first time a true freshman at Carolina had ever been named first-team All-America. Meanwhile kick returner T.J. Logan returned two kickoffs for touchdowns. Throw in an interception return for touchdown by safety Dominique Green and the Tar Heels set a school record for most non-offensive touchdowns with eight. Not surprisingly, the Tar Heels led the nation in punt returns and also finished 10th in the country in net punting.

The 2013 season culminated in a decisive 39-17 victory over Cincinnati in the Belk Bowl, the Tar Heels' first win in the Charlotte bowl game in four chances. It was Carolina's first bowl win since 2010.

In 2014, Carolina again had one of the top offensive units in the ACC, ranking third in scoring and fifth in total offense.

The Tar Heels won four of their last six regular-season games to earn a second straight bowl bid. The season was



highlighted by a 45-20 win at No. 25 Duke, which was televised nationally by ESPN on Thursday night.

Carolina had one of its best seasons in nearly two decades in 2015 as Fedora guided the Tar Heels to an 11-1 regular season and the school's first appearance the ACC Championship Game. Carolina won a school-record 11 consecutive games during the season, went 8-0 at home and swept its in-state opponents. It was another record-setting season as UNC posted more than 60 team and individual marks led by senior signal caller Marquise Williams. Williams was one of 17 Tar Heels to earn All-ACC honors as Carolina led the nation in yards per play and was among the top three in the league in scoring offense (1st), rushing offense (2nd), passing offense (3rd) and total offense (2nd). UNC also had the most improved defense in the country, allowing 14.5 fewer points per game than the previous year.

Fedora was named the 2015 Fellowship of Christian Athletes Coach of the Year and was a finalist for the Bear Bryant National Coach of the Year Award.

COACHING THE BEST

Without question, Carolina's players have benefitted from Fedora's up-tempo style of play. Quarterback Marquise Williams set more than 20 school records during his brilliant career, including records for total offense, passing yards, touchdowns and rushing touchdowns by a quarterback. Wide receiver Quinshad Davis, one of Fedora's first recruits at UNC, finished as the school's all-time leader in receptions and touchdowns receptions. Ryan Switzer, who returns for his senior season in 2016, has already become the ACC record-holder in punt return touchdowns and is one of the most electrifying players in the league.

In 2013, tight end Eric Ebron earned All-America honors after establishing ACC records for most receptions and receiving yards by a tight end (single-season and career). Ebron flourished in Fedora's fast-paced offense, and

with more NFL teams requiring athletic tight ends, he was selected 10th overall by the Detroit Lions. It was the second time Fedora has produced the top tight end in the NFL Draft. When he was at Oklahoma State, Fedora coached Brandon Pettigrew, who was the first tight end selected in 2009.

Carolina had five players selected in the 2014 NFL Draft, which ranked second in the ACC and seventh in the country. In total, nine of UNC's 11 seniors in 2013 were either drafted, signed a free agent contract or received a tryout opportunity from an NFL team.

Ebron was the third first-rounder Fedora has coached in Chapel Hill. The previous year, offensive guard Jonathan Cooper and defensive tackle Sylvester Williams were selected in the first round by Arizona (No. 7) and Denver (No. 28), respectively. It was just the second time Carolina had produced multiple first-round picks in the same season. Cooper was a consensus first-team All-America and became the first Outland Trophy finalist in UNC history. Williams, who prior to coming to UNC had worked in a factory making truck parts, was a stout run-stopper who earned first-team All-ACC honors. Williams played in the Super Bowl in two of his first three years in the NFL, capturing the coveted trophy in 2015.

Bernard, a fleet-footed runner from Ft. Lauderdale, led the league in rushing in 2012, earned first-team All-ACC honors at both running back and specialist and was the first tailback selected in the NFL Draft when Cincinnati took him in the second round. Nine Tar Heels from the 2012 squad signed professional contracts, including five draft picks and four free agent signings. All three senior offensive linemen were drafted, including Cooper in the first round, Brennan Williams in the third and Travis Bond in the seventh.

BUILT A PROGRAM AT SOUTHERN MISS

The 35th head coach in Carolina history and the 11th since the ACC was formed in 1953, Fedora came to Carolina after four seasons as head coach

LARRY FEDORA COACHING YEAR-BY-YEAR

Year	School	Position	Record	Postseason
1986	Austin College	Grad. Asst.	---	
1987	Garland (Texas) HS	Assistant	---	
1988	Garland (Texas) HS	Assistant	---	
1989	Garland (Texas) HS	Assistant	---	
1990	Baylor	Assistant	6-4-1	
1991	Baylor	Assistant	8-4	Copper Bowl (L, 24-0 to Indiana)
1992	Baylor	Assistant	7-5	Sun Bowl (W, 20-15 vs. Arizona)
1993	Baylor	Assistant	5-6	
1994	Baylor	Assistant	7-5	Alamo Bowl (L, 10-3 vs. Washington)
1995	Baylor	Assistant	7-4	
1996	Baylor	Assistant	4-7	
1997	Air Force	Assistant	10-3	Las Vegas Bowl (L, 41-31 vs. Oregon)
1998	Air Force	Assistant	12-1	O'ahu Bowl (W, 45-25 vs. Washington)
1999	Middle Tennessee	Assistant	3-8	
2000	Middle Tennessee	Assistant	6-5	
2001	Middle Tennessee	Assistant	8-3	
2002	Florida	Assistant	8-5	Outback Bowl (L, 38-30 vs. Michigan)
2003	Florida	Assistant	8-5	Outback Bowl (L, 37-17 vs. Iowa)
2004	Florida	Assistant	7-5	Peach Bowl (L, 27-10 vs. Miami)
2005	Oklahoma State	Assistant	4-7	
2006	Oklahoma State	Assistant	7-6	Independence Bowl (W, 34-31 vs. Alabama)
2007	Oklahoma State	Assistant	7-6	Insight Bowl (W, 49-33 vs. Indiana - did not coach in bowl game)
2008	Southern Mississippi	Head Coach	7-6	New Orleans Bowl (W, 30-27 OT vs. Troy)
2009	Southern Mississippi	Head Coach	7-6	New Orleans Bowl (L, 42-32 vs. MTSU)
2010	Southern Mississippi	Head Coach	8-5	Beef 'O' Brady's Bowl (L, 31-28 vs. Louisville)
2011	Southern Mississippi	Head Coach	12-2	CUSA Champions (W, 49-28 vs. Houston) Hawaii Bowl (W, 24-17 vs. Nevada)
2012	North Carolina	Head Coach	8-4 (5-3)	Tied for first in Coastal Division
2013	North Carolina	Head Coach	7-6 (4-4)	Belk Bowl (W, 39-17 vs. Cincinnati)
2014	North Carolina	Head Coach	6-7 (4-4)	Quick Lane Bowl (L, 40-21 vs. Rutgers)
2015	North Carolina	Head Coach	11-3 (8-0)	ACC Championship Game (L, 45-37 vs. Clemson) Russell Athletic Bowl (L, 49-38 vs. Baylor)
Career record as head coach:			66-39 (eight seasons overall)	
Record at UNC:			32-20 (21-11 ACC)	

THE FEDORA FILE

Born: September 10, 1962
Education: Austin College, 1985
Playing Experience: Austin College, 1981-84
Family: Wife - Christi, Has three daughters - Sydney, Peyton & Hallie, and a son, Dillon
Twitter: @CoachFedora

at Southern Miss where he compiled a 34-19 overall record, including a 12-2 mark in 2012, and advanced to four consecutive bowl games. USM knocked off previously unbeaten and No. 6 Houston, 49-28, in the CUSA title game and then won its school-record 12th game of the year over Nevada in the Hawaii Bowl. The Golden Eagles reached double digits in wins for just the third time in school history and the first time since 1952. USM finished the season ranked No. 19 in the USA Today Coaches Top 25 poll, No. 20 in the Associated Press poll and No. 21 in the BCS standings.

Fedora's 2011 team was among the best in the country on both sides of the ball. Southern Miss was 17th in the nation in total offense, averaging 461.4 yards per game, and 14th in scoring offense with 36.9 points per contest. On defense, the Golden Eagles were seventh in pass efficiency defense, 26th in scoring defense and 29th in total defense.

Southern Miss developed into an explosive offensive program during Fedora's tenure, gaining more than 5,000 total yards of offense in each of his four seasons, including a school-record 6,459 yards in 2011. In three of his four years in Hattiesburg, the Golden Eagles established a school record for total offense. In addition, USM was one of only five schools to run more than 1,000 plays in 2010-11.

En route to an 8-win season in 2010, USM established 35 school records and finished 18th in the country in total offense – the highest finish for the Golden Eagles since becoming a member of the FBS. Fedora's Southern Miss offenses were 31st in the nation in 2009 and 20th in 2008.

While admired for his offensive style, Fedora also believes in an attacking defensive philosophy. The Golden Eagles forced turnovers in 46 games during the Fedora era and two or more in 36 contests. That turnover margin helped the Golden Eagles rank 10th in turnover margin nationally for the second consecutive year in 2009 and 20th in 2010. In 2011, Fedora's defense set an FBS record with eight interceptions returned for touchdown.

Off the field, Fedora's teams have succeeded in the classroom. Southern Miss's graduation success rate (GSR) ranked second in CUSA in the 2009-10 academic year and third during the 2010-11 academic year. In 2009, USM was recognized by the AFCA for its graduation success rate.

LEARNING AS AN ASSISTANT

The Southern Miss job was Fedora's first head coaching assignment after excelling in the collegiate ranks as an assistant. He spent three seasons as the offensive coordinator at Oklahoma State from 2005-07 where the Cowboys raised their rushing, passing and total offensive yards each year with Fedora at the helm. In 2006, the Cowboys were one of just two teams - the other being Boise State - to average over 200 yards both rushing and passing.

The OSU offense averaged over 30 points per contest over his final two seasons as well. The Cowboys made the biggest improvement in the country in scoring following his second season of running the offense, jumping from 96th nationally in 2005 to seventh in 2006.

Prior to his stint at Oklahoma State, Fedora spent three seasons at Florida as run game coordinator (2002), perimeter game coordinator (2003) and offensive coordinator (2004). He also coached the running backs and receivers all three seasons.

In 2004, Fedora's Gators ranked first in the SEC in six different categories including passing offense (271.1), total offense (426.9), third down conversion percentage (47.8), touchdown passes (29), pass attempts (407) and pass completions (243).

Before going to Florida, Fedora was the offensive coordinator at Middle Tennessee from 1999-2001. In three seasons at MTSU, Fedora's offense averaged 424 yards of total offense, 181 rushing yards and 31 points per game. With Fedora as their offensive coordinator, the Blue Raiders set 43 school records over three seasons.



The Fedora Family: Larry, Hallie, Dillon, Sydney, Christi & Peyton

Fedora began his coaching career as a graduate assistant at Austin College in 1986. He then served as an assistant coach at Garland (Texas) High School from 1987-90. Fedora returned to the collegiate ranks in 1991, serving as the tight ends, wide receivers and running backs coach at Baylor, where he stayed until 1996. He then spent two seasons (1997-98) at Air Force coaching the passing game and wide receivers.

PLAYING CAREER

As a player, Fedora was a wide receiver at Austin College from 1981-84. He played on the 1981 Kangaroo squad that won the NAIA championship. He earned academic All-America honors in 1983, and was honorable mention All-America in both 1983 and 1984.

FAMILY

Born Sept. 10, 1962, in College Station, Texas, Fedora is a 1985 graduate of Austin College in Sherman, Texas, where he also received his master's degree in 1986. He is married to the former Christi Wood, and the couple has one son, Dillon, and three daughters, Sydney, Peyton and Hallie.

FEDORA RECORD BOOK AT UNC

TOP INDIVIDUAL SINGLE-SEASON PERFORMANCES

RUSHING YARDS

Rk.	Name, Year	Yards
1.	Elijah Hood, 2015	1,463
2.	Giovani Bernard, 2012	1,228
3.	Marquise Williams, 2015	948
4.	Marquise Williams, 2014	788
5.	T.J. Logan, 2014	582

RUSHING TOUCHDOWNS

Rk.	Name, Year	TDs
1.	Elijah Hood, 2015	17
2.	Marquise Williams, 2015	13
3.	Marquise Williams, 2014	13
4.	Giovani Bernard, 2012	12
5.	A.J. Blue, 2012	9

AVERAGE YARDS PER CARRY (MIN. 20 ATTEMPTS)

Rk.	Name, Year	Yards/Carry
1.	Elijah Hood, 2015	6.68
2.	Giovani Bernard, 2012	6.67
3.	Marquise Williams, 2012	6.41
4.	T.J. Logan, 2015	6.06
5.	Marquise Williams, 2015	6.00

PASS ATTEMPTS

Rk.	Name, Year	Attempts
1.	Marquise Williams, 2014	*428
2.	Bryn Renner, 2012	422
3.	Marquise Williams, 2015	357
4.	Bryn Renner, 2013	231
5.	Marquise Williams, 2013	217

PASS COMPLETIONS

Rk.	Name, Year	Completions
1.	Bryn Renner, 2012	276
2.	Marquise Williams, 2014	270
3.	Marquise Williams, 2015	219
4.	Bryn Renner, 2013	152
5.	Marquise Williams, 2013	126

PASSING YARDS

Rk.	Name, Year	Yards
1.	Bryn Renner, 2012	3,356
2.	Marquise Williams, 2015	3,072
3.	Marquise Williams, 2014	3,068
4.	Bryn Renner, 2013	1,765
5.	Marquise Williams, 2013	1,698

PASSING TOUCHDOWNS

Rk.	Name, Year	TDs
1.	Bryn Renner, 2012	*28
2.	Marquise Williams, 2015	24
3.	Marquise Williams, 2014	21
4.	Marquise Williams, 2013	15
5.	Bryn Renner, 2013	10

RECEIVING YARDS

Rk.	Name, Year	Yards
1.	Eric Ebron, 2013	973
2.	Quinshad Davis, 2012	776
3.	Ryan Switzer, 2014	757
4.	Mack Hollins, 2015	745
5.	Quinshad Davis, 2013	730

PASS RECEPTIONS

Rk.	Name, Year	Receptions
1.	Eric Ebron, 2013	62
2.	Quinshad Davis, 2012	61
3.	Ryan Switzer, 2014	61
4.	Ryan Switzer, 2015	55
5.	Quinshad Davis, 2015	55

RECEIVING TOUCHDOWNS

Rk.	Name, Year	TDs
1.	Quinshad Davis, 2013	10
2.	Mack Hollins, 2015	8
3.	Mack Hollins, 2014	8
4.	Ryan Switzer, 2015	6
5.	Quinshad Davis, 2014	6

TOTAL OFFENSE

Rk.	Name, Pos., Year	Yards
1.	Marquise Williams, QB, 2015	*4,020
2.	Marquise Williams, QB, 2014	3,856
3.	Bryn Renner, QB, 2012	3,394
4.	Marquise Williams, QB, 2013	2,234
5.	Bryn Renner, QB, 2013	1,722

TOTAL TACKLES

Rk.	Name, Year	Tackles
1.	Donnie Miles, 2015	128
2.	Shakeel Rashad, 2015	126
3.	Jeff Schoettmer, 2015	97
4.	Tre Boston, 2013	94
5.	Tre Boston, 2012	86

INTERCEPTIONS

Rk.	Name, Year	Interceptions
1.	Tre Boston, 2013	5
2.	Tre Boston, 2012	4
3.	Tim Scott, 2012	4
4.	M.J. Stewart, 2015	4
5.	Dominique Green, 2013	3
6.	Darien Rankin, 2012	3
7.	Brian Walker, 2014	3

SACKS

Rk.	Name, Year	Sacks
1.	Kareem Martin, 2013	11.5
2.	Norkeithus Otis, 2013	7.5
3.	Mikey Bart, 2015	6.5
4.	Kevin Reddick, 2015	6.5
5.	Sylvester Williams, 2012	6.0

TACKLES FOR LOSS

Rk.	Name, Year	TFLs
1.	Kareem Martin, 2013	21.5
2.	Kevin Reddick, 2012	18.5
3.	Kareem Martin, 2012	15.5
4.	Sylvester Williams, 2012	13.5
5.	Norkeithus Otis, 2013	13.0

PASSES DEFENDED

Rk.	Name, Year	Passes Defended
1.	M.J. Stewart, 2015	18
2.	Des Lawrence, 2015	16
3.	Tre Boston, 2013	13
4.	Tim Scott, 2012	13
5.	Tre Boston, 2012	10
6.	Jabari Price, 2012	10

TOP INDIVIDUAL SINGLE-GAME PERFORMANCES

RUSHING YARDS

Rk.	Name, Date, Opponent	Yards
1.	Giovani Bernard, 10/6/12, Virginia Tech	262
2.	Elijah Hood, 11/28/15, NC State	220
3.	Giovani Bernard, 10/13/12, Miami	177
4.	Giovani Bernard, 11/24/12, Maryland	163
5.	Marquise Williams, 10/3/15, Georgia Tech	148

RUSHING YARDS PER CARRY (MIN. 10)

Rk.	Name, Date, Opponent	YPC
1.	Giovani Bernard, 10/6/12, Virginia Tech	11.4
2.	Elijah Hood, 9/3/15, South Carolina	10.6
3.	Elijah Hood, 11/28/15, NC State	10.5
4.	Marquise Williams, 10/3/15, Georgia Tech	9.9
5.	T.J. Logan, 11/23/13, Old Dominion	9.8

RUSHING TOUCHDOWNS

Rk.	Name, Date, Opponent	TDs
1.	Elijah Hood, 11/7/15, Duke	3
2.	T.J. Logan, 11/23/13, Old Dominion	3
3.	Marquise Williams, 11/15/14, Pittsburgh	3
4.	Marquise Williams, 11/14/15, Miami	3
5.	23 occasions	2

LONGEST RUSH FROM SCRIMMAGE

Rk.	Name, Date, Opponent	Yards
1.	Giovani Bernard, 9/29/12, Idaho	68
2.	Elijah Hood, 12/29/15, Baylor	67
3.	T.J. Logan, 11/23/13, Old Dominion	63
4.	Giovani Bernard, 10/6/12, Virginia Tech	62
5.	Giovani Bernard, 9/1/12, Elon	59

PASS ATTEMPTS

Rk.	Name, Date, Opponent	Attempts
1.	Bryn Renner, 10/27/12, NC State	47
2.	Marquise Williams, 10/18/14, Georgia Tech	47
3.	Bryn Renner, 9/28/13, East Carolina	46
4.	Bryn Renner, 8/29/13, South Carolina	43
5.	Bryn Renner, 9/22/12, East Carolina	43

RECORD AS HEAD COACH

	2015	Overall			
Record	11-3	66-39	Rushing for less than 100 yards	0-0	2-11
Record vs. ACC	8-0	23-11	Rushing for more than 100 yards	11-3	64-28
Home	7-0	40-11	Rushing for more than 200 yards	7-2	35-8
Away	4-0	23-22	Rushing for more than 300 yards	1-0	10-0
Neutral	0-3	3-6	Passing for less than 100 yards	0-0	0-0
Day Games	8-0	38-21	Passing for more than 200 yards	8-3	47-32
Night Games	3-3	28-18	Passing for more than 300 yards	3-0	12-13
When Scoring First	6-3	46-17	Less than 300 Yards Total Offense	0-0	2-4
When Opponent Scores First	5-0	20-22	More than 300 Yards Total Offense	11-3	64-35
When Leading at Half	9-1	54-8	Allow Less than 100 yards rush	1-0	27-4
When Trailing at Half	1-2	8-29	Allow More than 100 yards rush	10-3	39-35
When Tied at Half	1-0	5-2	Allow 200 yards passing	5-1	33-26
In Overtime Games	1-0	2-2	Allow 300 yards passing	1-0	12-12
Scoring Less than 20 points	0-1	4-9	Allow less than 300 yards total off.	0-0	20-2
Scoring 20+ points	11-2	62-30	Allow more than 300 yards total off.	11-3	46-37
Scoring 30+ points	9-2	51-17	Having a 100-yard rusher	7-2	27-13
Opp. scores less than 20 points	6-1	34-1	Opponent has a 100-yard rusher	5-2	19-16
Opp. scores 20+ points	5-2	31-38	Having no turnovers	5-0	14-2
Opp. scores 30+ points	3-2	13-28	Having 3 or more turnovers	2-1	8-7
			Force no turnovers	0-1	3-7
			Force 3 or more turnovers	5-0	24-7

PASS COMPLETIONS

Rk.	Name, Date, Opponent	Completions
1.	Marquise Williams, 10/18/14, Georgia Tech	*38
2.	Bryn Renner, 10/27/12, NC State	30
3.	Bryn Renner, 11/15/12, Virginia	29
4.	Bryn Renner, 11/24/12, Maryland	28
	Bryn Renner, 10/17/13, Miami	28
	Bryn Renner, 9/28/13, East Carolina	28

PASSING YARDS

Rk.	Name, Date, Opponent	Yards
1.	Marquise Williams, 11/7/15, Duke	*494
2.	Marquise Williams, 11/23/13, Old Dominion	409
3.	Marquise Williams, 10/18/14, Georgia Tech	390
4.	Bryn Renner, 9/28/13, East Carolina	366
5.	Bryn Renner, 9/15/12, Louisville	363

TOUCHDOWN PASSES

Rk.	Name, Date, Opponent	TDs
1.	Bryn Renner, 11/24/12, Maryland	*5
	Bryn Renner, 9/15/12, Louisville	*5
	Marquise Williams, 11/23/13, Old Dominion	*5
4.	Mitch Trubisky, 9/26/15, Delaware	4
	Marquise Williams, 11/7/15, Duke	4
	Marquise Williams, 10/18/14, Georgia Tech	4
	Marquise Williams, 9/27/14, Clemson	4

RECEPTIONS

Rk.	Name, Date, Opponent	TDs
1.	Quinshad Davis, 11/15/12, Virginia	*16
2.	Quinshad Davis, 11/24/12, Maryland	9
	Eric Ebron, 11/2/13, NC State	9
	Ryan Switzer, 11/1/14, Miami	9
	Ryan Switzer, 10/18/14, Georgia Tech	9

RECEIVING YARDS

Rk.	Name, Date, Opponent	Yards
1.	Eric Ebron, 10/17/13, Miami	199
2.	Quinshad Davis, 11/15/12, Virginia	178
3.	Mack Hollins, 11/7/15, Duke	176
4.	Romar Morris, 9/15/12, Louisville	149
5.	Ryan Switzer, 10/18/14, Georgia Tech	136

LONGEST PASS RECEPTION

Rk.	Name, Date, Opponent	Yards
1.	Mack Hollins, 9/6/14, SDSU	*91
2.	Ryan Switzer, 11/7/15, Duke	89
3.	Eric Ebron, 11/30/13, Duke	79
4.	Giovani Bernard, 11/10/12, Georgia Tech	78
5.	Ryan Switzer, 9/27/14, Clemson	75

TOTAL TACKLES

Rk.	Name, Date, Opponent	Tackles
1.	Donnie Miles, 12/29/15, Baylor	22
2.	Tre Boston, 10/20/12, Duke	17
3.	Shakeel Rashad, 12/29/15, Baylor	16
4.	Tre Boston, 11/30/13, Duke	15
	Shakeel Rashad, 11/21/15, Virginia Tech	15

*UNC record



RECORD AGAINST 2016 OPPONENTS

Team	Record	Last Meeting
The Citadel	0-0	-
Duke	2-2	2015
Florida State	0-0	-
Georgia	0-0	-
Georgia Tech	2-2	2015
Illinois	1-0	2015
James Madison	0-0	-
Miami	2-2	2015
NC State	3-1	2015
Pittsburgh	3-0	2015
Virginia	6-0	2015
Virginia Tech	2-2	2015



FEDORA'S ALL-TIME RECORD AGAINST OPPONENTS


Opponent	Overall	Last Meeting	Opponent	Overall	Last Meeting
Alcorn State	1-0	2009	Navy	1-0	2011
Arkansas State	1-0	2008	Nevada	1-0	2011
Auburn	0-1	2008	NC A&T	1-0	2015
Baylor	0-1	2015	NC State	3-1	2015
Boise State	0-1	2008	Notre Dame	0-1	2014
Boston College	1-0	2013	Old Dominion	1-0	2013
Clemson	0-1	2015	Pittsburgh	3-0	2015
Delaware	1-0	2015	Prairie View	1-0	2010
Duke	2-2	2015	Rice	1-1	2011
East Carolina	3-4	2014	Rutgers	0-1	2014
Elon	1-0	2012	San Diego State	1-0	2014
Georgia Tech	2-2	2015	South Carolina	0-3	2015
Houston	2-1	2011	Southeastern La.	1-0	2011
Idaho	1-0	2012	SMU	2-0	2011
Illinois	1-0	2015	Troy	1-0	2008
Kansas	1-1	2010	Tulane	2-0	2010
La.-Lafayette	1-0	2008	Tulsa	1-1	2010
Liberty	1-0	2014	UAB	1-3	2011
Louisiana Tech	2-0	2011	UCF	4-0	2011
Louisville	0-3	2012	UTEP	2-1	2008
Marshall	2-2	2011	Virginia	6-0	2015
Maryland	1-0	2012	Virginia Tech	2-2	2015
Miami	2-2	2015	Wake Forest	1-1	2015
Memphis	3-1	2011	Totals	66-39	.629
Middle Tennessee	1-1	2013			



GUNTER BREWER



**CO-OFFENSIVE COORDINATOR
WIDE RECEIVERS COACH
10TH YEAR AT UNC**



Gunter Brewer enters his 10th overall season in Chapel Hill and fifth under head coach Larry Fedora as the Tar Heels' co-offensive coordinator and wide receivers coach. Brewer coached five seasons in Chapel Hill from 2000-04 before returning in 2012 after stops at Oklahoma State and Mississippi.

During his second stint in Chapel Hill, Brewer has helped the Tar Heels set several offensive records, while tutoring some of the most productive wide receivers in school history.

Carolina had a season to remember in 2015, winning 11 games, capturing the ACC's Coastal Division crown with a perfect 8-0 record, and finishing 15th in the country in the top 25 polls. The Tar Heels made their first appearance in the ACC Championship Game, swept their in-state opponents, and set more than 60 team and individual offensive records. Carolina led the nation in yards per play and was ninth in scoring offense, averaging a school-record 40.7 points per game. In each of the last three seasons, Carolina has set the school single-season record for passing yards.

Brewer's pupils have flourished under his tutelage. Wideout Quinshad Davis, one of UNC's first recruits under Fedora, finished his brilliant career with school records for total receptions (205) and touchdown catches (25). Ryan Switzer led the team in receptions in each of the last two years and has 148 catches for 1,795 yards and 13 touchdowns entering his senior season. One of the top punt returners in school history, Switzer is one of just eight players in school history to earn first-team All-America on two occasions. Mack Hollins led the nation in yards per catch in 2015 (24.8) and has caught eight touchdown passes in each of the last two seasons.

In Brewer's first season back in Chapel Hill in 2012, the Tar Heels finished eighth in the country in scoring and 14th in total offense. The passing offense was 26th nationally with a school-record 291.8 yards per game.

In addition to his coaching ability, Brewer is considered one of the top recruiters in the country and is responsible for the Charlotte region, one of the most fertile recruiting areas in the country.

Brewer returned to UNC after serving one season as the associate head coach at Mississippi in 2011. Brewer was the lone assistant coach who remained on the Mississippi staff after Houston Nutt was dismissed at the end of the year. He headed up a transition team and had been asked to remain on the new Ole Miss staff.

Brewer is coaching with Fedora for the second time in his career. The two were on Mike Gundy's Oklahoma State offensive staff for three years from 2005-07.

Brewer spent six seasons (2005-10) at Oklahoma State and served in various capacities, including as co-offensive coordinator, passing game coordinator, receivers coach and quarterbacks coach. His term in Stillwater included five bowl appearances and the program's first Big 12 South Championship in 2010.

Brewer recruited and served as the position coach for Justin Blackmon, a unanimous first-team All-America who won the Biletnikoff Award presented to the nation's top receiver. Blackmon finished the 2010 season as the national leader in receiving yards per game and was second in receptions per game. His

1,782 receiving yards were the most ever for a sophomore in NCAA history, and he set another NCAA record with 12 consecutive games with at least 100 yards receiving and a touchdown.

Blackmon was the third Biletnikoff Award finalist Brewer has coached, joining Randy Moss (1997 winner) and Dez Bryant (2008 runner-up). Moss and Bryant are also among 18 Brewer pupils that have gone on to professional football careers.

Brewer's work with the Cowboy wide receivers was key in OSU finishing the 2010 season ranked second in the nation in passing offense and third in the nation in both total offense and scoring offense.

With Brewer as co-offensive coordinator, the Cowboys offense produced a pair of first-team All-Americans in Bryant and running back Kendall Hunter, to go with first-round NFL Draft picks in lineman Russell Okung and tight end Brandon Pettigrew.

In 2008, Brewer's offensive unit finished top-10 nationally in rushing, total offense, scoring and pass efficiency. He was also the position coach for quarterback Zac Robinson, who was a finalist for the Manning Award and ranked fifth nationally in pass efficiency and 18th nationally in total offense.

Brewer coached Biletnikoff semifinalist Adarius Bowman to consecutive 1,000-yard receiving seasons in 2006 and 2007, while D'Juan Woods was a 2005 all-Big 12 pick and ended his career as OSU's third all-time leading receiver in both receptions and yards.

Brewer's tenure at Oklahoma State was preceded by a five-year period at North Carolina (2000-04), where he coached three receivers who ranked among the top 20 in UNC history in receiving yards – Sam Aiken, Chesley Borders and Jaworski Pollock.

As the associate offensive coordinator and receivers coach at Marshall from 1996-99, Brewer coached Moss to stardom while helping the Thundering Herd to a 50-4 record over that time, including a perfect 13-0 mark and No. 10 final national ranking in 1999.

Brewer's other career stops include Wake Forest, East Tennessee State and Northeast Mississippi Community College, where he served as head coach in 1995.

Brewer was a two-year letterwinner as a receiver at Wake Forest, where he earned his degree in science and health sports in 1987. In 1989, he was awarded a master's in education with a specialization in exercise physiology from Ole Miss.

A native of Columbus, Miss., Brewer and his wife, Rhonda, have a son, Keaton, and a daughter, Lauren. Keaton is engaged to be married to Kate Folt in December.



The Brewer Family: Kate, Keaton, Gunter, Rameses, Rhonda & Lauren

GUNTER BREWER • COACHING YEAR-BY-YEAR

Year	School	Position
2013-present	North Carolina	Co-Offensive Coordinator/Wide Receivers Coach
2012	North Carolina	Wide Receivers Coach/Passing Game Coordinator
2011	Mississippi	Associate Head Coach/Passing Game Coordinator
2009-10	Oklahoma State	Co-Offensive Coordinator/Wide Receivers Coach
2008	Oklahoma State	Co-Offensive Coordinator/Quarterbacks Coach
2005-07	Oklahoma State	Wide Receivers Coach
2000-04	North Carolina	Wide Receivers Coach
1996-99	Marshall	Wide Receivers Coach/Associate Offensive Coordinator
1995	NE Mississippi CC	Head Coach/Offensive Coordinator
1990-95	East Tennessee State	Wide Receivers Coach/Recruiting Coordinator
1990	Mississippi	Graduate Assistant
1989	Angles Bleus (France)	Offensive Coordinator
1988-89	Ole Miss	Running Backs/Graduate Assistant
1986-87	Wake Forest	Strength & Flexibility

THE BREWER FILE




Born: August 9, 1964
Education: Wake Forest, 1987; Mississippi, 1989 (master's)
Playing Experience: Wake Forest, 1986-87
Family: Wife - Rhonda; Has a son, Keaton, and a daughter, Lauren
Twitter: @CoachBrewerUNC
Facebook: www.facebook.com/gunter.brewer



GENE CHIZIK



**DEFENSIVE COORDINATOR
SECOND YEAR AT UNC**



Gene Chizik is in his second season as UNC's defensive coordinator after joining the coaching staff in 2015. Chizik, who won national championships at Auburn and Texas and has long been considered one of the brightest defensive coaches in college football, had an immediate impact on the UNC program.

Chizik engineered one of the best turnarounds in college football as Carolina was the nation's most improved Power 5 defense, averaging 14.5 points fewer than the previous year. UNC also had the most improved pass defense in the country in 2015 in both efficiency and yards per pass attempt, and was the fifth-most improved team in passing yards per game. Carolina led the ACC in interceptions, turnovers gained, turnover margin and passes defended en route to a record-setting 11-3 season, a berth in the ACC Championship Game and a No. 15 final ranking in both national polls.

Prior to his work in Chapel Hill, Chizik served as head coach at Auburn from 2009-12 and led the Tigers to three bowl victories, including the 2011 BCS title game, which followed an undefeated 2010 season. Previously, he was the defensive coordinator at Texas under Mack Brown when the Longhorns captured the 2005 national championship.

Chizik also was Auburn's defensive coordinator from 2002-04, where he built one of the nation's most dominating defenses. In 2004, he earned the Broyles Award as the top assistant coach in the country when Auburn finished first in scoring defense and fifth in total defense. Auburn went 13-0, won the Southeastern Conference and defeated Virginia Tech in the Sugar Bowl.

After leaving Auburn in 2012, Chizik served as an analyst for ESPN, working primarily with the SEC Network. He also worked as a college football analyst with Sirius/XM radio.

As head coach at Auburn, Chizik had an Academic Progress Rate (APR) of 970 or above in three of his four seasons, including a 985 in his third year and a 978 in his final season.

Chizik has also been heavily involved in college football reforms. In August of 2014, the NCAA invited him to serve on a 12-person committee tasked with examining the recruiting culture in college football and evaluating the current national letter of intent signing dates. The committee was organized in conjunction with the NCAA and reported to the Collegiate Commissioners Association.

Chizik achieved unparalleled success at Auburn in his first three years as head coach. He won more games (30) than any other coach in the school's rich football history in his first three seasons, including the school's first national championship in more than 50 years.

Chizik's second season at Auburn was one for the ages as the program won BCS and SEC Championships, while he earned Home Depot and Liberty Mutual National Coach of the Year honors, as

well as AP SEC Coach of the Year accolades. The 2010 Auburn squad went a perfect 14-0, recording the program's first title since 1957, and its first conference crown since 2004.

Players under Chizik's tutelage have earned several national awards, including the Heisman Trophy, Maxwell Award, Walter Camp Player of the Year Award, Lombardi Award and Thorpe Award. In fact, he is the only coach in college football history to coach three consecutive Thorpe Award (nation's top defensive back) winners from 2004-06.

Before being named Auburn's head coach, Chizik served two seasons as head coach at Iowa State (2007-08) and two as Texas' defensive coordinator (2005-06).

Chizik was the defensive coordinator at Texas under Brown when the Longhorns captured the 2005 national championship. The Longhorns ranked eighth nationally in scoring defense, 10th in total defense and fourth in pass efficiency defense.

Prior to his arrival at Auburn in 2004, Chizik was the defensive coordinator for four seasons (1998-01) at Central Florida, where he improved a unit that was 81st nationally in total defense before his arrival to one that was 16th in the country in 2001.

Chizik spent six seasons at Stephen F. Austin from 1992-97, overseeing the linebackers (1992-94) and secondary (1995-97). He began his coaching career as defensive coordinator (1986-88) at Seminole High School in St. Petersburg, Fla., before becoming a graduate assistant at Clemson for a pair of 10-win teams in 1988-89. Chizik then became the outside linebackers coach at Middle Tennessee State from 1990-91, where the Blue Raiders made consecutive I-AA playoff appearances and won 21 games in his two-year stint.

Chizik earned his B.A. degree in education from Florida in 1985 and his M.A. in guidance and counseling from Clemson in 1991.

A Clearwater, Fla., native, Chizik and his wife, Jonna, have identical twin daughters, Landry Grace and Kennedy Danielle, and a son, Cally.



The Chizik Family: Kennedy, Gene, Jonna, Landry, Cally


GENE CHIZIK COACHING YEAR-BY-YEAR

Year	School	Position
2015-present	North Carolina	Defensive Coordinator
2009-2012	Auburn	Head Coach
2007-08	Iowa State	Head Coach
2005-06	Texas	Defensive Coordinator/Linebackers Coach
2002-04	Auburn	Defensive Coordinator/Defensive Backs
1998-2001	Central Florida	Defensive Coordinator/Secondary
1992-97	Stephen F. Austin	Linebackers Coach/Secondary Coach/Defensive Coord.
1990-91	MTSU	Defensive Ends Coach
1988-89	Clemson	Graduate Assistant Coach/Linebackers

THE CHIZIK FILE


Born: Dec. 28, 1961
Education: Florida, 1985; Clemson, 1991 (master's)
Playing Experience: Florida, 1981
Family: Wife, Jonna; Has two daughters - Landry Grace, Kennedy Danielle and a son, Cally
Twitter: @CoachGeneChizik





KEITH HECKENDORF

PASSING GAME COORDINATOR/QB COACH
RECRUITING COORDINATOR
SIXTH YEAR AT UNC



Keith Heckendorf is in his third season as North Carolina's quarterbacks coach and recruiting coordinator. He spent three years at UNC from 2011-13, and returned to Chapel Hill after a brief stint as the tight ends coach and recruiting coordinator at Arkansas State prior to the 2014 season.

Heckendorf helped lead Carolina to new heights in 2015. The Tar Heels had one of their best seasons in two decades, winning 11 games, capturing the ACC's Coastal Division crown with a perfect 8-0 record, and finishing 15th in the country in the top 25 polls. Carolina made its first appearance in the ACC Championship Game, swept its in-state opponents, and set more than 60 team and individual offensive records. UNC led the nation in yards per play and was ninth in scoring offense, averaging a school-record 40.7 points per game.

Heckendorf's quarterbacks played a huge role in Carolina's offensive explosion over the past two seasons. Marquise Williams, the full-time starter since the middle of 2013, capped a phenomenal career with more than 20 individual school records, including career marks for total offense, total plays and rushing yards by a quarterback. He finished with 10,423 total yards of offense, which ranks fourth in ACC history. Williams also was responsible for a school-record 99 career touchdowns, including 61 passing, 35 rushing and three receiving.

In 2015, Williams broke his own single-season record for total offense, becoming the only player in UNC history with more than 4,000 total yards (4,020). He posted 524 total yards of offense in a win over Duke to eclipse the single-game record he had set a year prior against Old Dominion. Williams rushed for 13 touchdowns in both 2014 and 2015, the most by quarterback in UNC history.

Heckendorf has groomed junior Mitch Trubisky into the starter for 2016. Trubisky had an outstanding season in a reserve role behind Williams last year, completing 85.1 percent of his pass attempts (40 of 47) for 555 yards and six touchdowns. Trubisky played the majority of snaps in a win over Delaware and was named the ACC Player of the Week.


In his first stint at UNC, Heckendorf helped tutor quarterbacks Bryn Renner and Williams. Renner set several school

records, including the single-season mark for touchdown passes with 28 in 2012. He finished his outstanding career second at Carolina in touchdowns and third in passing yards. Williams came off the bench in 2013 when Renner went down with a season-ending injury to lead the team to wins in six of its final seven games.

Prior to his first tenure at Carolina, Heckendorf spent three seasons as the offensive coordinator and quarterbacks coach at Western Carolina. He also spent three seasons at Nebraska that included trips to the 2005 Alamo Bowl and 2007 Cotton Bowl.

Heckendorf had a standout career as a quarterback at St. Cloud State in St. Cloud, Minn., from 2000-03. He was a two-time finalist for the Harlon Hill Trophy, which is given annually to the top player in NCAA Division II football, finishing second and third in the voting. He was also a consensus American Football Coaches Association (AFCA) All-America pick, and a two-time Academic All-America. He was the Division II recipient of the prestigious National Football Foundation Scholar Athlete Award. He earned his bachelor's degree in elective studies from St. Cloud State University in 2004, and he completed his master's in education administration from the University of Nebraska in 2014.

A native of Mosinee, Wis., Heckendorf is married to the former Ms. Mia Mauer of Saint Paul, Minn.



Keith & Mia Heckendorf with their dog Ruby

KEITH HECKENDORF COACHING YEAR-BY-YEAR

Year	School	Position
2016-present	North Carolina	Passing Game Coordinator/QB Coach/Recruiting Coord.
2014-15	North Carolina	Quarterbacks Coach/Recruiting Coordinator
2014	Arkansas State	Tight Ends Coach/Recruiting Coordinator
2011-13	North Carolina	Player Development
2008-10	Western Carolina	Offensive Coordinator/Quarterbacks
2006-07	Nebraska	Offensive Graduate Assistant
2005	Nebraska	Quality Control
2004	Mosinee High School	Assistant Coach

THE HECKENDORF FILE

Born: April 23, 1981
Education: St. Cloud State, 2004; Nebraska (master's in education), 2014
Playing Experience: St. Cloud State, 2000-03
Family: Wife - Mia
Twitter:
 @CoachHeck_





LOU HERNANDEZ

**HEAD STRENGTH & CONDITIONING
COACH FOR FOOTBALL
FIFTH YEAR AT UNC**




Lou Hernandez is in his fifth season as North Carolina's head football strength and conditioning coach.

During his tenure in Chapel Hill, Hernandez has helped the Tar Heels become bigger, stronger and faster with his workout philosophy and techniques. In each of the last four years, Carolina has had 40-or-more student-athletes power clean 308 pounds or more, one of the many quantitative measurements used in Hernandez's program.

Hernandez' strength program played a key role in Carolina's success in 2015. The Tar Heels had an incredible season, winning 11 games, capturing the ACC's Coastal Division crown with a perfect 8-0 record, and finishing 15th in the country in the top 25 polls. Carolina made its first appearance in the ACC Championship Game, swept its in-state opponents, and set more than 60 team and individual records. UNC led the nation in yards per play and was ninth in scoring offense, averaging a school-record 40.7 points per game.

During a career that has included stops at Carolina, Illinois, Florida and Houston, Hernandez has helped train several successful NFL players and eight first-round draft picks.

Carolina was one of the most well-represented teams at the NFL combine workouts in February of 2013 and many observers marveled at the Tar Heels' abilities in the strength and conditioning exercises. Center Russell Bodine, now with the Cincinnati Bengals, had the most bench press reps (42) of any player at the combine, a mark achieved by only 15 players previously. Bodine also had one of the top five vertical jumps for an offensive lineman. Combine attendee Tre Boston was among the top safeties in bench and 40-yard dash, while defensive end Kareem Martin had the best broad jump of any lineman. Boston was a third-round pick of the Carolina Panthers and has played a key role in the team's recent playoff success.

Hernandez helped develop tight end Eric Ebron into a first-team All-America and a first-round draft pick. Ebron had the second fastest time in the 40-yard dash of any tight end at the NFL Combine and the third-best broad jump. He set ACC records for a tight end in receptions and receiving yards in 2013. Ebron was selected No. 10 overall by the Detroit Lions in the 2014 NFL Draft.

Ebron was the third first-round draft choice Hernandez has tutored in Chapel Hill. He helped train offensive guard Jonathan Cooper and defensive tackle Sylvester Williams the previous year. Cooper, considered one of the most athletic guards in the recent history of the draft, improved his draft stock significantly after returning for his senior season under Fedora's staff and working with Hernandez. Cooper was taken No. 7 overall by Arizona and Williams was picked 28th overall by Denver and played in Super Bowl XLVIII.

Carolina was one of the best conditioned teams in the ACC in Hernandez's first season in 2012, outscoring its opponents 226-104, including a 99-41 advantage in the fourth quarter. The Tar Heels also outscored their opponents in the second half of 2013.

Hernandez was an assistant strength and conditioning coach at Florida from 2002-04 when Fedora was an offensive assistant under Ron Zook.

Prior to coming to Chapel Hill, Hernandez spent seven years on the Illinois staff as the head strength coach under football coach Ron Zook. He coordinated the entire strength program for the football team as well as assisting with nutritional aspects of the players' diets. Illinois won back-to-back bowl games in 2010 and 2011 for the first time in school history.

During his time at Illinois, Hernandez turned around the strength program. When he began in 2005, there was just one player with a 300-pound or better power clean. Five years later, the team averaged close to 35 a year. Only one player in 2005 could bench over 405 and by 2010 that number was in double figures.


Hernandez helped train five first-round NFL Draft picks in Champaign, including Rashard Mendenhall (Pittsburgh) in 2008, Vontae Davis (Miami) in 2009, Corey Liuget (San Diego) in 2011 and Whitney Mercilus (Houston) and A.J. Jenkins (San Francisco) in 2012. That marked the first time Illinois had produced five first-round draft picks in a five-year span.

Hernandez worked for three seasons at Florida as the assistant director of strength and conditioning from 2002-04. He moved to Florida after serving on the New York Jets staff.

Prior to his one-year stint with the Jets, Hernandez spent 10 years at the University of Houston, including five years as the director of the program.

A native of Alice, Texas, Hernandez earned his bachelor's degree in exercise science from the University of Houston in 1992 and his master's degree in exercise and health-related fitness from Houston in 1994. Hernandez is a member of the National Strength and Conditioning Association.

Hernandez and his wife, Kristin, have two daughters, Romy Ella and Katirena Rose.



The Hernandez Family: Lou & Kristin with daughters Romy Ella & Katirena Rose

LOU HERNANDEZ COACHING YEAR-BY-YEAR

Year	School	Position
2012-present	North Carolina	Head Strength & Conditioning Coach for Football
2005-11	Illinois	Head Strength & Conditioning Coach for Football
2002-04	Florida	Assistant Strength & Conditioning Coach
2001	New York Jets	Assistant Strength & Conditioning Coach
1997-2001	Houston	Head Strength & Conditioning Coach
1994-97	Houston	Assistant Strength & Conditioning Coach
1992-94	Houston	Graduate Assistant Coach

THE HERNANDEZ FILE

Education: Houston, 1992 & 1994 (master's in exercise and health-related fitness)

Family: Wife - Kristin; Has two daughters, Romy & Katirena

Twitter: @Loustrength

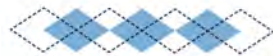




CHRIS KAPILOVIC



**ASSOCIATE HEAD COACH
OFFENSIVE COORDINATOR/OL COACH
FIFTH YEAR AT UNC**



Chris Kapilovic (pronounced kuh-PILL-o-vick) enters his fifth season on the UNC staff as the offensive line coach. He was promoted to associate head coach in 2015 and offensive coordinator in 2016. Kapilovic is the longest tenured coach working with Larry Fedora, having served on his staff since Fedora first became a head coach at Southern Miss in 2008.

In four seasons at UNC, Kapilovic has been part of an offensive unit that has established more than 60 school records, including points per game (2012, 2014), total offense (2012, 2014), passing yards (2013, 2014, 2015) and first downs (2014, 2015).

A year ago, Kapilovic and the Tar Heels had a season to remember, winning 11 games, capturing the ACC's Coastal Division crown with a perfect 8-0 record, and finishing 15th in the country in the top 25 polls. Carolina made its first appearance in the ACC Championship Game, swept its in-state opponents, and made its third straight bowl game. UNC led the nation in yards per play and was ninth in scoring offense, averaging a school-record 40.7 points per game. Carolina finished 18th nationally with 224.4 rushing yards per game. That is the highest average per game on the ground at UNC since 1994 (226.9).

Over the last four seasons, Carolina has averaged 180.2 rushing yards per game, which is the highest four-year average since the 1992-95 seasons when Mack Brown's Tar Heels posted a 214.4 average.

UNC was a semifinalist for the 2015 Joe Moore Award, a new trophy which recognizes the entire offensive line. The o-line paved the way for tailback Elijah Hood to rush for 1,463 yards (second-highest in single-season school history) and quarterback Marquise Williams to run for 948 yards. Carolina led the ACC with a school-record 6.0 yards per carry and ranked first in the league in sacks allowed.

Carolina had what many outside observers called the best offensive line in the country in 2012. All three senior starting linemen were drafted, led by No. 7 overall pick Jonathan Cooper, an athletic guard from Wilmington, N.C. Tackle Brennan Williams was picked in the third round and guard Travis Bond was a seventh round selection.

Holdovers James Hurst (LT) and Russell Bodine (C) led a solid unit in 2013 as the Tar Heels averaged more than 425 total yards per game. Bodine was taken in the fourth round of the 2014 NFL Draft by Cincinnati, while Hurst signed a free agent deal with the Baltimore Ravens.

With the offensive line providing running room, Giovanni Bernard led the league in rushing in 2012 and was a semifinalist for the Doak Walker Award. The Tar Heels rushed for 193.8 yards per game, the highest total at UNC since 1994. Carolina also led the league and finished ninth in the nation in sacks allowed.

Kapilovic came to Carolina after four years at Southern Miss. In three of his four years in Hattiesburg, Southern Miss set the school record for total offense, including a mark of 6,459 yards in 2011. Under his direction, the offensive line helped the Golden Eagles reach the 5,000-yard mark in total offense in all four seasons. Kapilovic and company broke the previous total offense record of 5,894 they set in 2010. It was also the fifth-straight year Southern Miss had rushed for

more than 2,000 yards.

In 2011, Southern Miss won the Conference USA championship over previously unbeaten Houston and then won its school-record 12th game of the year by beating Nevada in the Hawaii Bowl.

Kapilovic was promoted to run game coordinator in 2010, and in each of his two seasons in that capacity Southern Miss rushed for more than 200 yards per game. In 2011, USM was one of just 11 FBS programs that averaged more than 200 yards per game in both rushing and passing. Three Southern Miss offensive linemen were named All-CUSA in 2011, including first-team performer Lamar Holmes.

Kapilovic came to Southern Miss after spending two seasons as the offensive line coach and run game coordinator at his alma mater, Missouri State. The Bears ranked No. 24 nationally in total offense (414.3), No. 25 in rushing offense (202.9) and No. 10 in scoring offense (36.3) in 2007.

Prior to his stint in Springfield, Kapilovic worked with the offensive line as an assistant coach for five years at Alabama State. He also had offensive coordinator duties for the Hornets in his last three seasons. ASU led the league in rushing yards in two of his final three seasons and the Hornets averaged over 32 points per game during his time of sharing offensive coordinator duties.

The Hornets finished No. 16 nationally in total offense in 2004 and No. 9 in 2005 and led the SWAC in fewest sacks allowed in 2004.

Several offensive linemen Kapilovic has coached have gone on to the NFL and former Alabama State quarterback Tavaris Jackson was a second-round pick by the Minnesota Vikings in 2006.

Kapilovic started his coaching career as a student assistant at Missouri State. After leaving MSU, Kapilovic spent time as offensive coordinator at Deer Valley High in Glendale, Ariz., as offensive line and strength coach at Phoenix College and as a graduate assistant coach for the offensive line at the University of Kansas.

As a player, Kapilovic lettered for two seasons, 1989 and 1990, for the Bears and was a member of the school's only Gateway Conference championship teams those two seasons as they also made their only appearances in the Division I-AA playoffs. He was a starter and Gateway first-team selection during his senior campaign in 1990. He also played two seasons at Scottsdale (Ariz.) Community College.

Kapilovic and wife Fiona, have two children, Carsen and Colin.



The Kapilovic Family: Fiona, Chris, Colin & Carsen

CHRIS KAPILOVIC COACHING YEAR-BY-YEAR

Year	School	Position
2015-present	North Carolina	Assoc. HC/Co-Offensive Coordinator/Offensive Line Coach
2014	North Carolina	Co-Offensive Coordinator/Offensive Line Coach
2012-13	North Carolina	Run Game Coordinator/Offensive Line Coach
2010-11	Southern Miss	Run Game Coordinator/Offensive Line Coach
2008-09	Southern Miss	Offensive Line Coach
2006-07	Missouri State	Run Game Coordinator/Offensive Line Coach
2003-05	Alabama State	Offensive Coordinator/Offensive Line Coach
2001-02	Alabama State	Offensive Line Coach
1999-2000	Kansas	Graduate Assistant Coach
1998	Phoenix College	Offensive Line Coach/Strength Coach
1992-97	Deer Valley High School	Offensive Coordinator

THE KAPILOVIC FILE

Born: Nov. 11, 1968


Education: Missouri State, 1990

Playing Experience: Missouri State, 1989-90; Scottsdale (Ariz.) Community College, 1987-88

Family: Wife - Fiona; Has two sons, Carsen & Colin

Twitter: @coachckap

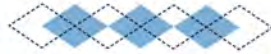




JOHN PAPUCHIS



**LINEBACKERS COACH
SECOND YEAR AT UNC**



John Papuchis (pronounced puh-POO-chis) joined the Carolina defensive staff in 2015 as the linebackers coach.

Papuchis had an immediate impact in his first season in Chapel Hill as the Tar Heels had the nation's most improved Power 5 defense, averaging 14.5 points fewer than the previous year. UNC also had the most improved pass defense in the country in both efficiency and yards per pass attempt, and was the fifth-most improved team in passing yards per game.

Carolina led the ACC in interceptions, turnovers gained, turnover margin and passes defended en route to a record-setting 11-3 season, a berth in the ACC Championship Game and a No. 15 final ranking in both national polls. The Tar Heels finished No. 12 in pass defense efficiency.

A pair of Papuchis' pupils - outside linebacker Shakeel Rashad and middle linebacker Jeff Schoettmer - garnered All-ACC honors and finished second and third, respectively, in tackles on the team. UNC linebackers picked off five passes and forced seven of the team's 12 fumbles. Both Rashad and Schoettmer signed NFL free agent deals.

Before coming to Carolina, Papuchis served on Nebraska's staff from 2008-14, including the last three as the Huskers' defensive coordinator.

Papuchis was the fourth-youngest defensive coordinator in the country and the youngest solo defensive coordinator when he was promoted to the position at Nebraska in 2012. Prior to joining Bo Pelini's Nebraska staff in 2008, he worked at LSU under Nick Saban from 2004-07, and was a graduate assistant at Kansas from 2001-03.

Papuchis has plenty of big-game experience having coached at three other Power Five programs Nebraska, LSU and Kansas. In the past 11 seasons, he has coached in one national championship game (2007) and six conference title games, including the 2015 ACC title game in Charlotte.

Nebraska's defense ranked highly in Papuchis' seven seasons in Lincoln. The Blackshirts held opponents to 10 or fewer points in nearly one-quarter of the games he coached. In addition to holding 22 opponents to 10 or fewer points, NU also held 34 opponents to 14 points or fewer. In three seasons with Papuchis coordinating the defense, Nebraska held its opponent to 14 or fewer points 11 times.

Nebraska was especially strong defending the pass under Papuchis, holding opponents to a 48.5 completion percentage in 2014, which ranked second in the country. NU also was fourth nationally in pass efficiency defense and fifth in third down defense.

Before being promoted to NU's defensive coordinator, Papuchis worked with a Husker defense that led the nation in scoring defense and pass efficiency defense in 2009. Nebraska ranked in the top 10 nationally in scoring defense twice in Papuchis' seven seasons and once in total defense.

In his last 11 seasons as a defensive assistant, Papuchis has coached four units that have ranked in the top 10 in scoring defense and total defense.

A pair of Huskers - Ndamukong Suh and Prince Amukamara - are among six Papuchis players who have been drafted in the first round of the NFL Draft since 2007. Working with the Husker defensive line, Papuchis helped Suh become a Heisman Trophy Finalist, in addition to winning the Outland Trophy, the Bronko Nagurski Trophy, the Lombardi Award and the Bednarik Award.

In addition to working with the Husker defense, Papuchis also coordinated Nebraska's special teams for four seasons from 2008 to 2011. In 2010, Papuchis was one of four finalists for the FootballScoop Special Teams Coordinator-of-the-Year Award.

Papuchis joined the Nebraska coaching staff after spending the previous four seasons on the football staff at LSU. Papuchis served as a defensive intern for the Tigers, assisting in every aspect of the defensive game plan and scouting reports.

The efforts of Papuchis helped the Tigers rank among the nation's top defenses throughout his time with LSU. The Tigers ranked third nationally in total defense each season from 2005 to 2007. In 2007, the Tiger defense helped LSU to SEC and national titles, capped by a 38-24 victory over Ohio State in the BCS National Championship Game.

In 2006, the LSU defense surrendered just 242.8 yards per game, the fewest by a Tiger defense since 1976. LSU led the SEC in six defensive categories and ranked in the top five nationally in four major categories. LSU finished in the top 10 nationally in all four major defensive categories in 2005, and allowed less than 270 total yards per contest. Papuchis also coached the Tiger punters. In 2007, punter Patrick Fisher led the SEC in punting with a 44.5-yard average and earned first-team All-SEC honors.

Papuchis first joined Nick Saban's LSU staff prior to the 2004 season, helping the team earn a berth in the Capital One Bowl.

Papuchis had a three-year stint as a graduate assistant at Kansas from 2001 to 2003. In 2001, he worked with the Jayhawk secondary and then assisted with the linebackers. In his final season at KU, Papuchis helped the Jayhawks earn a berth in the Tangerine Bowl.

Papuchis graduated from Virginia Tech in 2001 with a bachelor's degree in business management. He earned his master's degree in sports administration from Kansas in 2003.

Papuchis is a native of Gaithersburg, Md. He and his wife, Billie, have three daughters, Addyson, Sophia and Rylee and a son, John.



The Papuchis Family: Sophia, Billie, John, John, Rylee and Addyson

JOHN PAPUCHIS COACHING YEAR-BY-YEAR

Year	School	Position
2015-present	North Carolina	Linebackers Coach
2012-14	Nebraska	Defensive Coordinator
2011	Nebraska	Defensive Line/Special Teams Coordinator/Recruiting Coordinator
2008-10	Nebraska	Defensive Line/Special Teams Coordinator
2004-07	LSU	Defensive Intern/Graduate Assistant
2001-03	Kansas	Graduate Assistant

THE PAPUCHIS FILE

Born: April 23, 1978
Education: Virginia Tech, 2001; Kansas, 2003 (master's)
Family: Wife, Billie; Children, Addyson, John, Sophia, Rylee
Twitter: @coachjp_unc

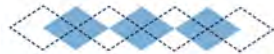




LARRY PORTER



**SPECIAL TEAMS COORDINATOR
RUNNING BACKS COACH
THIRD YEAR AT UNC**



Larry Porter joined the North Carolina football staff in 2014 as the running backs coach and special teams coordinator.

Under his guidance, Carolina's running game has improved dramatically as the Tar Heels rushed for 224.4 yards per game in 2015 to finish 18th nationally. That is the highest average per game on the ground at UNC since 1994 (226.9). Carolina had the nation's most improved rushing game in 2015, averaging 1.99 more yards per carry than it did a year ago.

Elijah Hood, a rising junior, led a trio of running backs who averaged more than 6.0 yards per carry. Hood rushed for 1,463 yards (second-highest single-season total in UNC history) and scored 17 touchdowns en route to first-team All-ACC honors. He had eight 100-yard rushing games, including a career-best 220 yards in a win at NC State. T.J. Logan averaged 6.1 yards per carry and reached the end zone five times, while Romar Morris averaged 6.4 yards per carry and scored once. Morris, the only senior, signed as a free agent with the New York Jets.

Porter and the Tar Heels had an outstanding season in 2015, winning 11 games, capturing the ACC's Coastal Division crown with a perfect 8-0 record, and finishing 15th in the country in the top 25 polls. Carolina made its first appearance in the ACC Championship Game, swept its in-state opponents and made its third straight bowl game. UNC set more than 60 school team and individual records, including scoring offense and yards per rush.

In his first season at UNC in 2014, Porter was part of an offensive staff that set several school records and gained more than 5,000 yards of total offense for the third consecutive season.

Porter came to Carolina after one season as the running backs coach at Texas. Prior to his time in Austin, Porter spent one year at Arizona State as the running backs coach after two seasons as the head coach at his alma mater Memphis. The native of Jackson, Miss., also had stops at Tennessee-Martin, Arkansas State, Oklahoma State and LSU, where he was the assistant head coach and running backs coach of the Tiger team that won the 2008 BCS National Championship game.

A native of Jackson, Miss., Porter spent five years on the LSU coaching staff. He had also worked three years with LSU coach Les Miles at Oklahoma State before joining Miles in Baton Rouge in 2005. He coached the LSU running backs while also holding two key roles on staff assistant head coach and chief recruiter. Porter was elevated to the position of assistant head coach during the spring of 2006. He was twice (2007 and 2009) named as the National Recruiter of the Year by Rivals.com making him one of the top all-around assistant coaches in college football.

In his 18 years of college coaching, Porter has mentored a number of future NFL players, including Dontari Poe, Jacob Hester, Joseph Addai, Quinn Johnson, Trindon Holliday and Tatum Bell. He has been part of 10 bowl teams since 2002, including a pair of BCS bowls (2007 Sugar, 2008 BCS Championship).

In three of his five seasons at LSU, the Tiger rushing unit averaged over 165 yards a game, including a high of 214 yards per game in 2007. That squad closed

out the season ranked 11th nationally in rushing. From 2005-08, the Tigers totaled 108 rushing touchdowns, including 35 in 2007.

As LSU's running backs coach, Porter helped develop some of the finest players at that position in LSU's history. From 2005-09, LSU produced a 1,000-yard rusher twice Jacob Hester with 1,103 yards in 2007 and Charles Scott with 1,174 yards in 2008 as well as having five players (Hester, Joseph Addai, Quinn Johnson, Charles Scott, Trindon Holliday) selected in the NFL Draft.

Porter and the Tigers had a "running back-by-committee" approach during the national championship season in 2007. Hester led all rushers with a career-best 1,103 yards and 11 touchdowns and was a second team All-SEC selection. Williams was second on the squad with 478 yards and six scores, while Trindon Holliday was third with 364 yards and two touchdowns.

Following the 2007 season, Hester was picked in the third round of the 2008 NFL Draft by the San Diego Chargers. Hester became the fourth running back coached by Porter that has been selected among the first three rounds of the NFL Draft since 2004.

At Oklahoma State, Porter's stable of running backs continued the tradition of "Tailback U," as he coached 1,000-yard rushers for three-straight seasons. In 2004, Vernand Morency earned second team All-Big 12 honors after rushing for 1,474 yards, which ranked eighth in the nation, and 12 touchdowns. Morency was a third round pick of the Houston Texans in 2005.

A year earlier, Tatum Bell earned first team All-Big 12 honors with 1,286 yards and 16 touchdowns. Bell and Morency combined for 2,204 yards and 24 touchdowns for the Cowboys in 2003. Bell then went on to become a second-round draft pick by the Denver Broncos in the 2004 NFL Draft.

Prior to his arrival in Stillwater, Porter spent three years at Arkansas State, where he coached Jonathan Adams to back-to-back 1,000-yard seasons. Under Porter's tutelage, Adams capped his career as the second-leading rusher in Arkansas State history.

Porter began his coaching career at Wooddale High School in Memphis, Tenn., serving as head track and field coach, while assisting with the running backs and secondary on the football squad. After two years at Wooddale, Porter moved to the collegiate ranks, coaching the running backs at Tennessee Martin in 1998.

Porter lettered four years (1990-93) at Memphis, serving as co-captain of the 1993 Tiger squad, and graduated with a bachelor's degree in education. Porter and his wife, Sharmane, have three children - Brandon, Omari and Olivia.



The Porter Family: Omari, Sharmane, Larry & Olivia


LARRY PORTER COACHING YEAR-BY-YEAR

Year	School	Position
2014-present	North Carolina	Special Teams Coordinator/Running Backs Coach
2013	Texas	Running Backs Coach
2012	Arizona State	Running Backs Coach
2010-11	Memphis	Head Coach
2006-09	LSU	Assistant Head Coach/Running Backs
2005	LSU	Running Backs Coach
2002-04	Oklahoma State	Running Backs Coach
1999-2001	Arkansas State	Running Backs Coach
1998	Tennessee-Martin	Running Backs Coach
1996-97	Wooddale High School	Running Backs/Defensive Backs

THE PORTER FILE

Born: April 28, 1972
Education: Memphis, '96
Playing Experience:
 Memphis, 1990-93
Family: Wife - Sharmane;
 Has two sons, Brandon
 and Omari, and a daughter,
 Olivia





CHAD SCOTT



TIGHT ENDS/HYBRIDS COACH
FIRST YEAR AT UNC



Chad Scott is in his first season as Carolina's tight ends/hybrids coach. A 2004 graduate of UNC, Scott was hired in January.

Scott returned to Chapel Hill after coaching most recently at Kentucky, where he tutored running backs from 2013-15 and was the run game coordinator in 2014-15. He helped develop a solid Wildcat running attack that featured Stanley "Boom" Williams, who rushed for 7.1 yards per carry, and Jojo Kemp, who gained 5.7 per attempt.

Scott spent three seasons at Texas Tech from 2010-12. While TTU was known for great success throwing the ball, Scott's running backs made significant contributions to the offense as well. The Red Raiders rushed for 135.7 yards per game and scored 52 rushing touchdowns during his three seasons. TTU's primary running backs averaged 5.0 yards per rushing attempt.

Scott inherited a running attack that ranked 115th in rushing offense in 2009 at 84 yards per game, improving that mark in his first season to 75th nationally with 141.3 yards per contest. The team's leading rusher, Baron Batch, was drafted by the Pittsburgh Steelers and spent three years with that team.

The improvements continued in Scott's second season as Texas Tech was on pace to have its best year rushing since the late 1990s before Tech's top two rushers both sustained season-ending injuries. The Red Raider running backs still rushed for 1,516 yards on the season.

In 2012, TTU averaged 139.9 yards per game on the ground with three backs rushing for more than 400 yards each. Texas Tech won the TicketCity Bowl over Northwestern following the 2010 season and defeated Minnesota in the Meineke Car Care Bowl of Texas in 2012.

Scott earned his first full-time coaching job at Troy as an assistant coach for running backs from 2007-09, helping lead the Trojans to three consecutive Sun Belt Conference Championships and a pair of appearances in the New Orleans Bowl.

Scott was a part of an offensive turnaround at Troy, inheriting an offense that ranked 66th in rushing offense and 77th in total offense prior to his arrival. In just one season, Troy moved to 35th nationally in rushing offense with 182.6 yards per game and 16th in total offense with 452.8 yards per contest. In his final season at

Troy, the Trojans ranked third in the nation in total offense.

In each of Scott's first two seasons he coached an All-Sun Belt Conference player in Kenny Cattouse and DuJuan Harris. Harris ranked second in the conference in rushing in 2008 with 1,077 yards and plays for the Minnesota Vikings. In Scott's last season at Troy he coached Shawn Southward, who rushed for 602 yards and 12 touchdowns, to Sun Belt Conference Freshman of the Year honors.

In his six seasons at Troy and Texas Tech, Scott's teams averaged 34.1 points per game.

A native of Plant City, Fla., Scott began his collegiate playing career at Kentucky before transferring to North Carolina and lettering in 2004 and 2005. He earned first-team All-ACC honors from ESPN.com after rushing for 796 yards and eight touchdowns as a senior. Scott made his first career start as a Tar Heel against No. 4 Miami and rushed for a career-high 175 yards on 25 carries and scored twice in a 31-28 victory.

Scott spent time in the National Football League with Cleveland and Pittsburgh before returning to his alma mater in 2006 as a graduate assistant video analyst.

Scott graduated from UNC in 2004 with a degree in sociology. He is married to the former Shambrica Jones, who played basketball at Kentucky, and the couple has a daughter, Kori, and a son, Jakobe.



The Scott Family: Shambrica, Kori, Jakobe & Chad

CHAD SCOTT COACHING YEAR-BY-YEAR

Year	School	Position
2016-present	North Carolina	Tight Ends/Hybrids Coach
2014-15	Kentucky	Run Game Coordinator/Running Backs Coach
2013	Kentucky	Running Backs Coach
2010-12	Texas Tech	Running Backs Coach
2007-09	Troy	Running Backs Coach
2006	North Carolina	Graduate Assistant

THE SCOTT FILE

Born: June 11, 1981
Education: UNC, 2004
Playing Experience: Kentucky, 2001-02 ; UNC, 2004-05
Family: Wife, Shambrica; Children, Kori, Jakobe
Twitter: @CoachChadScott





TRAY SCOTT



DEFENSIVE LINE COACH
FIRST YEAR AT UNC



The youngest member of the Carolina coaching staff, Tray Scott joined the Tar Heels as the defensive line coach in 2015.

In his first year in Chapel Hill, Scott was part of a defensive staff that engineered the best turnaround in college football. Carolina was the nation's most improved Power 5 defense, averaging 14.5 points fewer than the previous year, while also showing the most improvement from the previous year in pass defense efficiency. The Tar Heels led the ACC in interceptions, turnovers gained, turnover margin and passes defended en route to a record-setting 11-3 season and a berth in the ACC Championship Game and a No. 15 final ranking in both national polls.

Scott coached a young defensive line that accounted for 19 of the Tar Heels' 23 sacks. Tackle Nazair Jones earned All-ACC honors, while end Mikey Bart posted a team-best 6.5 sacks.

A rising star in the coaching ranks, Scott served two seasons as the defensive line coach at UT Martin, an FCS team in the Ohio Valley Conference. Scott headed an aggressive Skyhawk defense that recorded more than 50 sacks and 160 tackles for loss during his tenure.

In 2013, Scott helped coach a defense that tallied 28 sacks and 36 quarterback hurries. He coached DJ Roberts, who earned All-OVC first team accolades after putting together his third straight season of at least 11 tackles for loss and 3.5 sacks.

Before joining the Skyhawks, Scott spent one season as a defensive line graduate assistant at Ole Miss under head coach Hugh Freeze.

In 2012, the Rebels posted a 7-6 record with a win over Pittsburgh in the BBVA Compass Bowl in Birmingham, Ala. Scott helped guide a swarming defense that ranked fourth in the country in tackles for loss (103), 11th in the country in sacks (38) and a Top 25 rushing defense (129.3 yards per game).

On Oct. 6, Ole Miss forced a season-high six turnovers (four fumbles, two interceptions) against a Texas A&M team that had only turned the ball over once in its first four games. The Rebels sacked future Heisman Trophy winner Johnny Manziel four times and tallied 13 tackles for loss against the Aggies.

At Ole Miss, Scott worked directly with Issac Gross, a Freshman All-America and Freshman All-Southeastern Conference defensive tackle. Gross registered 40 tackles, 10 tackles for loss, 2.5 sacks, two quarterback hurries and one pass breakup.

Before Ole Miss, Scott coached with Freeze at Arkansas State for two seasons. The Red Wolves finished 2011 with a 10-3 mark and a perfect 8-0 record in the Sun Belt Conference. Arkansas State rode a nine-game winning streak into the GoDaddy.com Bowl that season, capturing the conference championship in the process.

At Arkansas State, Scott coached Brandon Joiner, the 2011 Sun Belt Conference Co-Defensive Player of the Year. Joiner ranked fourth in nation with 13 sacks and was signed by the Cincinnati Bengals.

Scott also served as a defensive graduate assistant at his alma mater, Arkansas Tech University, from the fall of 2008 through the spring of 2010. Coaching alongside Steve Mullins, he helped the Wonder Boys to a 9-3 overall record with a 6-2 Gulf South Conference mark in 2009.

As a player at Arkansas Tech, Scott was a four-year letterman from 2003-07. He helped Arkansas Tech to a 24-8 record from 2004-06, including a 10-2 overall mark and a national playoff appearance in 2004.

Scott prepped at Crossett High School in his hometown of Crossett, Ark.

Scott earned his bachelor's degree in sociology from Arkansas Tech in 2008. He also received his Master's degree from Arkansas Tech in 2010. He is married to the former Sarah Fancher.




Tray & Sarah Scott


TRAY SCOTT COACHING YEAR-BY-YEAR

Year	School	Position
2015-present	North Carolina	Defensive Line Coach
2013-14	UT Martin	Defensive Line Coach
2012	Mississippi	Graduate Assistant Coach
2010-11	Arkansas State	Graduate Assistant Coach
2008-10	Arkansas Tech	Graduate Assistant Coach

THE SCOTT FILE

Born: Nov. 13, 1984
Education: Arkansas Tech, 2008; Arkansas Tech, 2010 (master's)
Playing Experience: Arkansas Tech, 2003-07
Family: Wife, Sarah
Twitter: @TravionScott





CHARLTON WARREN



DEFENSIVE BACKS COACH
SECOND YEAR AT UNC



Charlton Warren joined the UNC football program as the defensive backs coach in 2015.

In his first year in Chapel Hill, Warren's secondary was among the best in the ACC as the Tar Heels led the league in interceptions, turnovers gained, turnover margin and passes defended en route to a record-setting 11-3 season, a berth in the ACC Championship Game and a No. 15 final ranking in both national polls.

Carolina allowed 14.5 fewer points in 2015 from the previous season, the best improvement of any Power 5 program. UNC also had the most improved pass defense in the country in both efficiency and yards per pass attempt, and was the fifth-most improved team in passing yards per game. Nationally, the Tar Heels finished ninth in passes defended, 12th in pass efficiency defense and 18th in passing yards allowed per game.

Warren coached cornerbacks M.J. Stewart and Des Lawrence to All-ACC seasons as each recorded 14 pass breakups and ranked among the top four in the league in passes defended per game.

Prior to arriving in Chapel Hill, Warren was the secondary coach for one season at Nebraska and nine seasons at Air Force.

Warren's secondary impressed in his one season in Lincoln, helping the Huskers rank fifth nationally in pass efficiency defense and 32nd in passing yards allowed. Nebraska ranked second nationally by holding opponents to a 48.5 completion rate, limiting its opponents to a 50 percent completion rate or less in nine of 13 games. The Huskers also allowed an average of only 6.1 yards per passing attempt to rank 13th nationally, and the 15 touchdown passes Nebraska surrendered ranked 19th in the country. Warren was Nebraska's top recruiter according to 247sports.com, ranking him seventh among all recruiters in the Big 10 in 2014-15.

In addition to his work with the defensive backs at Air Force, Warren also served as the Falcons' defensive coordinator in each of his final six seasons. Additionally, he earned a reputation as the Falcons' top recruiter and coordinated Air Force's recruiting efforts for six seasons from 2006 to 2011.

Air Force's pass defense often ranked among the best in the country, helping the Falcons to six bowl games in his nine seasons as an assistant coach.

In 2011, the Air Force pass defense ranked third in passing yards allowed at 166.8 yards per game and sixth in the country in pass efficiency defense. In 2010, the Falcon secondary was even better, ranking second nationally by allowing just 147.8 passing yards per game. The play of the defensive backfield helped Air Force to a 9-4 record, capped by a victory over Georgia Tech in the Independence Bowl.

The 2009 defense also excelled against the pass under War-

ren's direction, helping the team to a trip to the Armed Forces Bowl. Air Force ranked seventh nationally with 20 interceptions, helping the team lead the nation in turnover margin. The 2009 Falcons also ranked in the top 20 nationally in passing yards allowed (fifth), total defense (11th) and pass efficiency defense (17th).

Warren was also a member of the Air Force staff for 2007 and 2008 trips to the Armed Forces Bowl, when the Falcons posted 9-4 and 8-5 records, respectively.

In 2016, Warren was one of just 10 Power 5 coaches selected for the prestigious NCAA Champions Forum, a program that provides a unique yearlong professional development opportunity for current NCAA football coaches to learn a realistic view of the role of and preparation it takes to become a head football coach in the college game.

In 2007, Warren was selected by the Houston Texans to participate in the NFL's minority internship program. Warren spent time in training camp with the Texans, and took part in defensive and special teams sessions.

Warren graduated from the Air Force Academy in 1999 with a bachelor's degree in human factors engineering. He was a standout defensive back for the Falcons earning three letters. Warren won the team's Mr. Intensity Award as a senior, and helped the program to consecutive 10-win seasons in 1997 and 1998, including a 12-1 record and outright conference title in 1998. UNC head coach Larry Fedora was an offensive assistant coach during Warren's final two seasons with the Falcons.

Following his college career, Warren performed his active service as a systems acquisitions program manager at both Warner Robins AFB in Georgia and Eglin AFB in Florida. Warren earned his MBA from Georgia College and State University in 2003.

An Atlanta native, Warren and his wife Jocelyn, have two daughters, Jayree and Teya, and a son, Chase.



The Warren Family: Teya, Charlton, Jocelyn, Jayree & Chase

CHARLTON WARREN COACHING YEAR-BY-YEAR

Year	School	Position
2015-present	North Carolina	Defensive Backs Coach
2014	Nebraska	Secondary Coach
2012-13	Air Force	Associate Head Coach/Defensive Coord./Secondary Coach
2008-11	Air Force	Co-Defensive Coord./Secondary Coach/Recruiting Coord.
2005-07	Air Force	Secondary Coach/Recruiting Coordinator

THE WARREN FILE

Born: Jan. 17, 1977


Education: Air Force, 1999; Georgia College and State University, 2003 (MBA)

Playing Experience: Air Force, 1995-98

Family: Wife, Jocelyn; Children, Jayree, Teya, Chase

Twitter: @CoachCwarren






ZACH HANSON
GRADUATE ASSISTANT COACH

A former offensive line standout at Kansas State, Hanson joined the UNC coaching staff in 2016. He came to Chapel Hill after serving four seasons on the Wildcats coaching staff, including three as an offensive graduate assistant. Hanson served as K-State's offensive quality control coach in 2012 as he assisted in film breakdown and scouting reports among other duties. After working with the offensive line for his first three seasons on staff, Hanson spent the fourth working with K-State's wide receivers.

Hanson, who played in 37 games as a Wildcat from 2009-11, earned All-Big 12 honors in 2011 as an offensive tackle, and was a second-team Academic All-Big 12 honoree as well. He started 11 games in 2011 at left tackle, helping K-State earn a 10-3 record and an appearance in the AT&T Cotton Bowl. Hanson also started four games in 2010, playing significant time while rotating between left to right tackle throughout the season. While as a member of the staff, Hanson helped the Wildcats to four bowl appearances, including a trip to the Fiesta bowl in the Big 12 Championship season of 2012.

A native of Linden, California, Hanson originally signed with Nevada out of high school but opted to attend Sacramento City College prior to K-State. He obtained a degree in social sciences from Kansas State in 2010 and earned his master's degree in sociology in 2014.



JARROD JAMES
GRADUATE ASSISTANT COACH


UNC alum Jarrod James joined the Carolina coaching staff as an offensive graduate assistant in 2016.

James was a member of the UNC football team from 2011-13 and played in games at center during his redshirt freshman and sophomore seasons. He was granted a medical exemption for his final two seasons due to a neck injury. Over the last two seasons, he served as an undergraduate student assistant coach working with offensive line coach Chris Kapilovic.

As a redshirt freshman in 2012, James was part of a UNC team that went 8-4 overall under first-year head coach Larry Fedora and tied for the Coastal Division with a 5-3 record. In 2015, the Tar Heels won the Coastal Division and competed in their first-ever ACC Championship Game.

Off the field, James was involved in several community service initiatives, including Read for Children, UNC Children's Hospital Visits, UNC Burn Center Visit, YMCA Hopes Camp, Give Kids A Smile with UNC Dental School and the Charles House Community Clean-Up.

James earned his degree in exercise and sport science from North Carolina in 2016.




ROD OJONG
GRADUATE ASSISTANT COACH

Rod Ojong joined the coaching staff as a defensive graduate assistant in 2016. He works primarily with the secondary.

Ojong, a 2012 graduate of Monmouth College, came to Chapel Hill after serving one season as a graduate assistant coach at the University of Memphis. He was part of a staff that guided the Tigers to a 9-4 mark and a berth in the Birmingham Bowl.

Ojong was a two-time all-conference linebacker at Monmouth, helping lead the Fighting Scots to back-to-back conference titles. He coached one season at Monmouth before coaching stops at Lindsey Wilson College (Ky.) and West Georgia.

Ojong is a native of Brooklyn, N.Y.



RYAN SIMS
GRADUATE ASSISTANT COACH

Nine-year NFL veteran and former first-round draft pick Ryan Sims is a defensive graduate assistant coach at his alma mater. It is his third year with the UNC program and second as a graduate assistant.

Sims was a four-year letterwinner for the Tar Heels from 1998-2001. He was a three-year starter at defensive tackle and was the defensive MVP of Carolina's 16-10 win over Auburn in the 2001 Chick-fil-A Peach Bowl. Sims and teammate Julius Peppers headlined a defense that led the ACC and was 15th in the nation in yards allowed.

Sims was the No. 6 overall pick by the Kansas City Chiefs in the 2002 NFL Draft. He played nine seasons in the league – four for Kansas City and five for Tampa Bay before retiring in 2011. He played in 105 games, starting 55, and made 143 tackles.

Following his NFL career, Sims returned to complete his degree in communications and start a second career as an assistant coach.

Sims is a native of Spartanburg, S.C.



COREY HOLLIDAY
ASSOCIATE ATHLETIC DIRECTOR
FOOTBALL ADMINISTRATION
16th YEAR AT UNC

Corey Holliday joined the UNC staff in 2001 and serves as Associate Athletic Director for Football Administration, a position to which he was promoted in 2006. Holliday coordinates daily football program administration, works with the University admissions office, supervises football operational personnel and handles other administrative duties as assigned by athletic director Bubba Cunningham and head coach Larry Fedora.


Holliday earned a B.S. in business administration from UNC in 1993 and returned to earn his master's in sport administration in 1997. He played football for the Tar Heels from 1989-93, finishing his career with the all-time record for receiving yards (2,447). He also ranked fourth in career receptions. Team co-captain as a junior and senior, he caught at least one pass in an ACC-record 45 consecutive games for the Tar Heels from 1990-93.

After UNC, Holliday went on to play four seasons with the Pittsburgh Steelers and was a member of four divisional championship squads. He played in Super Bowl XXX against the Dallas Cowboys and had two receptions and two special teams tackles.

Holliday also has held positions with the Atlantic Coast Conference, the UNC Ram's Club, and The Ohio State University. Before returning to Chapel Hill, he was a Business Process Analyst for Andersen Consulting in Columbus, Ohio.

Holliday was selected as one of 25 athletics administrators to participate in the inaugural 2001-02 NCAA Leadership Institute for Ethnic Minority Males.

Holliday and his wife, Angela (UNC '94), have two sons, Christopher and Nicholas.



JOE HAYDON
DIRECTOR OF FOOTBALL OPERATIONS
13th YEAR AT UNC

Joe Haydon joined the UNC staff in 2004 and serves as the football team's director of operations, a position he began in 2006. Haydon coordinates team travel, in-house recruiting visits and works with the NCAA on student-athlete admissions and eligibility.

A native of Wayland, N.Y., Haydon played basketball at Division III Rochester Institute of Technology. He was the team captain and earned Academic All-America honors as a senior.

After spending two years in the telecommunications business, Haydon attended Carolina's sports administration graduate program. He worked as an intern in the football office in 2004, was hired as the assistant director of football operations in 2005 and was promoted to Director in 2006.

Haydon and his wife, Melissa, have a son, Bryce.



KENNY BOYD
HEAD ATHLETIC TRAINER FOR FOOTBALL
THIRD YEAR AT UNC

Kenny Boyd was hired as North Carolina's head athletic trainer for football in 2014. Boyd joined the Tar Heels' sports medicine staff after 11 seasons as the head football athletic trainer at the University of Texas.

Boyd also has worked on the sports medicine staffs at Colorado, Mississippi State, and Northwestern. During his career, he has had the opportunity to work with football programs headed by Steve Spurrier (Florida), Jackie Sherrill (Mississippi State), Gary Barnett (Colorado and Northwestern) and Mack Brown (Texas).

While at Colorado, he worked primarily with the men's basketball and football teams, as well as with CU's golf and tennis programs.

Boyd earned his master's in sports administration degree from Mississippi State in 2000. During his tenure with the Bulldogs, he served as a graduate assistant athletics trainer. His duties at Mississippi State included working with the football team as well as coordinating rehabilitations with the team's physical therapist.

An active member in the National Athletic Trainers Association, Boyd has served on the national and regional level, including the College and University Athletic Trainer's Committee and the Council on Revenue. He has regularly presented on topics pertaining to the health and safety of the collegiate student athlete as well as topics on promoting the value of athletic trainers.

Prior to his time at MSU, Boyd served as an intern at Northwestern assisting with coverage of football and women's tennis. He is a 1998 graduate of the University of Florida with a bachelor's degree in exercise and sport science, specializing in athletic training.

A native of Fort Walton Beach, Fla., Boyd was a four-year letterman in wrestling and worked three years as the student athletic trainer at J.M. Tate High School in Pensacola, Fla. Boyd and his wife, Ellen, have three children - Taylor, Macy and Owen.



JASON FREEMAN
EQUIPMENT MANAGER
19TH YEAR AT UNC

Jason Freeman was promoted to head equipment manager for the UNC football program in 2016. He is responsible for directing, planning, organizing and implementing the football equipment room functions for football staff and student-athletes. He is also responsible for communicating needs and product feedback to Nike

representatives.

Freeman served as UNC's assistant football equipment manager from 1999-2015.

Freeman is a 1998 graduate of UNC with a bachelor's degree in exercise and sport science. As an undergraduate, he worked as a student manager in the equipment room beginning in 1995. After graduation, he served one season as an intern and was hired full-time in 1999.

Freeman is a native of Weaverville, N.C., and is married to the former Stacy Meiggs, a 2004 graduate of UNC.



CHRISTOPHER LUKE
DIRECTOR OF VIDEO & TECHNOLOGY
NINTH YEAR AT UNC

Christopher Luke joined the UNC football program in July of 2008 and serves as Carolina's Director of Football Video and Technology. Luke manages all aspects of internal team video and game analysis needs for the football coaching staff and players.

Luke and his staff also produce the acclaimed Blue Dawn and Fedora's Freak Show videos, weekly team motivational videos, and many other recruiting videos for various social media platforms. UNC was also one of the first teams in the fall of 2011 to watch "all 22" game video on iPads under his tutelage. In a vote by his peers, Luke was named the 2011-12, and 2014-15 ACC Video Coordinator of the Year by the Collegiate Sports Video Association (CSVA). He received the 2011-12 Bob Matey National Video Coordinator of the Year Award in Indianapolis, Indiana.

Prior to working at UNC, Luke was the assistant video coordinator at Texas A&M from 2004-08. Luke was the leader in educating and implementing a file transfer program allowing all Big 12 schools to be the first BCS conference to successfully exchange football game video over its peer to peer network. Previously, Luke worked for two years at Missouri as the assistant director of video and was in charge of the daily operations of the football staff while assisting in the video management of 22 sports. Prior to that appointment, Luke did his graduate work in the speech communication/instructional technology department at Northern Illinois University while serving as the football video coordinator for two seasons. Luke began his career at Eastern Illinois as the student video coordinator in 1994, and graduated with bachelor of arts in speech communications with an emphasis in radio/television production in December of 1998.

Luke is the President of the CSVA, after serving six years as its Vice President. CSVA promotes the role of the video professional in the sports industry.

Luke is a native of Hoopeston, Ill., home of the Cornjerkers. He and his wife Sabra have two sons, Travis and Truman.



ANNIE MARTIN
DIRECTOR OF ON-CAMPUS RECRUITING
SECOND YEAR AT UNC

Annie Martin joined the North Carolina football program as the Director of On-Campus Recruiting in 2015.

Martin is responsible for assisting the coaching staff with on-campus official and unofficial recruiting visits. She also manages the daily business process and operations of recruiting tasks,

including coordinating and monitoring recruiting activities for assistant coaches, their schedules and travel. Martin helps maintain the recruiting video database and helps manage the game day operations for prospects and their family.

Prior to joining the Tar Heels, Martin worked three years for the University of Oklahoma Athletic Department. She was hired as the Assistant Director of Development after two seasons as a graduate assistant for the Sooner Club, and also assisted with OU's football operations. Additionally, Martin has worked for programs at Kansas State and Nebraska and with the NFL's Jacksonville Jaguars.

A former student-athlete at Oklahoma, Martin earned first-team All-Big 12 and Academic All-Big 12 honors as a captain of the OU track and field program and is a program record holder in the steeplechase.

A native of Clay Center, Kan., Martin graduated from OU in 2012 with a bachelor's degree in business administration. She earned a master's degree in intercollegiate athletics administration in 2014.




DOMINIC MORELLI
DIRECTOR OF FOOTBALL BUSINESS
OPERATIONS
36th YEAR AT UNC

Dominic Morelli enters his 36th season with the Carolina football program as the team's director of business operations.

Morelli began as Carolina's equipment manager in 1980 under then head coach Dick Crum. He worked for six Carolina head coaches in his tenure as equipment manager, including Crum, Mack Brown, John Bunting, Butch Davis, Everett Withers and Larry Fedora. Morelli earned Carolina's Ernie Williamson Award in 2003 as the athletic department's top employee.

A native of Winston-Salem, N.C., Morelli earned his degree from Guilford College in 1980.

Morelli and his wife, Nana, have a son Troy Joseph. The Morellis' daughter, Kaitlin, passed away in October 2014 at the age of 27 after a courageous fight against a rare form of cancer. She was a volunteer on game days for more than 15 years and is greatly missed by the entire Tar Heel football family.



OCHUKO JENIJE
DIRECTOR OF
STUDENT-ATHLETE DEVELOPMENT
THIRD YEAR AT UNC

Ochuko Jenije (oh-CHOO-coe JEN-uh-jay) joined the football program as the team's director of student-athlete development in 2015. He previously worked as an assistant director in UNC's student-athlete development office at the Loudermilk Center.

Jenije's primary charge is the personal and professional growth of each student-athlete to facilitate success both on and off the field and prepare them for life beyond their collegiate football experience. He also assists in various administrative roles, including financial aid matters, housing and community service projects.

In his first year at UNC in 2014, Jenije assisted in administering the five services areas of Student-Athlete Development and was the primary contact for Carolina Outreach and UNC's Student-Athlete Advisory Council (SAAC).

Prior to coming to UNC, Jenije served as Coordinator of Student Services at Florida State, his alma mater. Among his responsibilities, he managed the Welcome Back Picnic and the Golden Nole All-Sport Banquet; coordinated and developed the community service and activities for Florida State National Student-Athlete Day; facilitated and mentored student-athletes through R.E.A.L. (Leadership Program); designed PHAT (Peers Helping Athletes Transition), a 5-week program for all first year student-athletes; oversaw the Student-Athlete Exit Interviews; organized Summer and Winter Bridge programming for all student-athletes; and assisted with Student-Athlete Advisory Council meetings.

He also has worked at the University of Tulsa as Marketing and Promotions Assistant and has interned in the sports information office at FSU and in the marketing office at Oral Roberts University.

Jenije graduated from Florida State in 2009 with a B.S. in sport management and earned his master's degree in higher education with an emphasis in general administration in 2011, also from FSU. He played football for the Seminoles from 2006-10, serving as team captain as a senior and earning Atlantic Coast Conference Academic Honor Roll recognition all four years.

SUPPORT STAFF




RORY POMMERENING
DIRECTOR OF PLAYER PERSONNEL
10TH YEAR AT UNC

Rory Pommerening, who has worked in the UNC football office since he was an undergraduate student, was named the team's director of player personnel in 2013. In that role, Pommerening helps coordinate Carolina's recruiting efforts. He helps arrange and manage recruiting visits and promotes and markets the high school coaches clinic and summer camps.

Pommerening, a native of Jensen Beach, Fla., earned a bachelor's degree in exercise and sport science from UNC in 2008. He worked as a student assistant in the Tar Heel football office in 2007 and 2008.

After graduating, he served as an operations assistant for the football program from 2009-11. He was promoted to assistant director of player personnel in 2012.



JASON TUDRYN
DIRECTOR OF HIGH SCHOOL RELATIONS
THIRD YEAR AT UNC

Jason Tudryn was named UNC's Director of High School Relations in 2014.

In that role, he is responsible for implementing strategic recruiting plans for prospective student-athletes for UNC's football coaches and maintaining effective relationships with high school coaches. A former high school football coach,

Tudryn helps manage the UNC recruiting database, develops lists of summer camps and assists with organizing official campus visits.

Tudryn joined the UNC program after serving seven years as the head football coach at Carrboro High School, a program he started in 2007. Carrboro reached the state playoffs in four consecutive seasons from 2009-12 and advanced to the 2AA state championship game in 2012 before falling to South Iredell. Tudryn was awarded the NCHSAA's 2012 Homer Thompson Memorial Award, which is given annually to "Eight Who Make A Difference" in high school athletics.

Prior to his stint at Carrboro, Tudryn coached in Florida and Massachusetts. He was the defensive coordinator at Naples Gulf Coast High School in Naples, Fla., where he worked for his father, from 2002-06. He was the head coach at Miami Coral Park High School for two seasons in 2000 and 2001 and was an assistant at Immokalee High School in 1999.


A native of Northampton, Mass., Tudryn was an assistant coach at American International College (Division II) in Springfield from 1997-98 and was an assistant coach at Curry College (Division III) in Milton, Mass., in 1996.

Tudryn was a four-year letterwinner at safety at the University of Massachusetts in Amherst where he graduated with a degree in sociology in 1996. He received a master's in special education from AIC in 1999.

Tudryn and his wife Barbie have two girls, Taliana and Ana, and a son, Phoenix. His father, Frank, coached high school football for more than 30 years and is a member of the Massachusetts High School Hall of Fame.



MELINDA ANDERSON
EXECUTIVE ASSISTANT TO LARRY FEDORA




CLAY BROWNING
OFFENSIVE QUALITY CONTROL



COURTNEY FARRINGTON
ADMINISTRATIVE ASSISTANT



BRETT GAZARD
OPERATIONS ASSISTANT



ANDREW GIBSON
IT SERVICES



TONY GILBERT
DEFENSIVE QUALITY CONTROL



TRAVIS HIPPS
ASSISTANT EQUIPMENT MANAGER



RYAN MILLS
ADMINISTRATIVE ASSISTANT/RECRUITING



KHIN OO
HOUSEKEEPING SERVICES



JORDAN SAIN
SPECIAL PROJECTS ASSISTANT



DARRYL SANDERS
ASSISTANT VIDEO DIRECTOR




ANDREW STEELE
OPERATIONS ASSISTANT



JAMES SPURLING
DIRECTOR OF KENAN STADIUM



TERESA VANDERFORD
ADMINISTRATIVE ASSISTANT




CHRISTIAN POVEROMO
HEAD STUDENT EQUIPMENT MANAGER


STRENGTH & CONDITIONING




LOU HERNANDEZ
HEAD STRENGTH &
CONDITIONING COACH FOR
FOOTBALL




SIMON HAAKE
ASSISTANT STRENGTH &
CONDITIONING COACH



DEAN MOEGE
ASSISTANT STRENGTH &
CONDITIONING COACH



A.J. BLUE
ASSISTANT STRENGTH &
CONDITIONING COACH



ZACH DUPREE
STRENGTH & CONDITIONING
ASSISTANT

SPORTS MEDICINE




DR. MARIO CIOCCA
DIRECTOR OF SPORTS MEDICINE



DR. JEFFREY SPANG
PRIMARY ORTHOPAEDIC
SURGEON



DR. ALEX CREIGHTON
ORTHOPAEDIC SURGEON



KELSEE GOMES
NUTRITIONIST



RACHEL STRATTON
NUTRITIONIST



KENNY BOYD
HEAD ATHLETIC TRAINER FOR
FOOTBALL




MANNY ANDREOULAKIS
STAFF ATHLETIC TRAINER



LUKE ROSS
STAFF ATHLETIC TRAINER



JULIA FORD
SPORTS MEDICINE
GRADUATE ASSISTANT




PHILIPPE GAGNON-JOSEPH
SPORTS MEDICINE
GRADUATE ASSISTANT



BUBBA CUNNINGHAM



DIRECTOR OF ATHLETICS
SIXTH YEAR AT UNC



Shortly after beginning his tenure as Carolina's athletics director, Lawrence R. (Bubba) Cunningham helped create a new mission statement: "We educate and inspire through athletics." And that's just what UNC has done during his five years in Chapel Hill.

Since Cunningham officially began his duties on November 14, 2011, Carolina has inspired in a myriad of ways. Among his many accomplishments are the implementation of a strategic plan for Carolina athletics; a partnership with Disney to enhance customer service and organizational practices; the development of the Student-Athlete Academic Initiative Working Group; a compliance review by an outside firm; a new student-athlete degree completion program entitled Complete Carolina; a master plan for UNC's athletic facilities; and creation of The Rammys - an innovative end-of-the-year awards show popular with Carolina's student-athletes and staff.

Cunningham, who is the 1st Vice President of the National Association of Collegiate Directors of Athletics (NACDA), has Carolina positioned to have a voice in the on-going conversation about the future, whether it is in the state university system, the Atlantic Coast Conference or at the NCAA level. Cunningham is in his sixth year on the ACC Television Committee and has served on numerous NCAA committees over the last two decades.

In his first full year in Chapel Hill, Cunningham led a planning committee that worked with Dr. Paul Friga, associate professor of strategy and entrepreneurship at Carolina's Kenan-Flagler School of Business, to develop Carolina's strategic plan. From that process was the creation of the mission statement and the four core values for Carolina Athletics- Responsibility, Innovation, Service and Excellence. The strategic plan will be updated again in 2016-17.

Soon after the strategic plan was announced, Cunningham joined with provost James W. Dean and other University officials to develop the Student-Athlete Academic Initiative Working Group, which was launched in fall 2013. That group spent several months developing a comprehensive approach to assessing and enhancing how the University provides academic support to student-athletes. The group has implemented a rigorous and transparent set of processes and metrics as part of an ongoing initiative. The objective is to ensure proper alignment with the University's academic mission, a goal that is consistent with Cunningham's strategic plan for the Department of Athletics.

Carolina's work with the Disney Institute, one of the most recognized names in business solutions and professional development, began in 2013. Members of the Disney Institute worked with the athletic department to learn more about Carolina athletics and provide recommendations on best practices. Several cross unit work teams were organized within the department to provide an assessment of the organization and provide feedback to Disney.

In 2014, Cunningham announced the creation of Complete Carolina, an enhanced degree-completion program that honors former student-athletes' scholarships for life. The program provides financial support for degree completion, as well as academic advising and career counseling, to former student-athletes who return to complete their degrees at any time.

On the field, Carolina has achieved outstanding success under Cunningham's leadership. In each of his five seasons, the Tar Heels have finished in the top 15 of the Learfield Director's Cup, including four top-10 finishes. During that same period, the number of UNC student-athletes on the ACC Academic Honor Roll has steadily increased.

Carolina finished seventh in the 2015-16 Learfield Director's Cup. The Tar Heels won NCAA titles in men's and women's lacrosse, finished second in

men's basketball and field hockey and had top-10 national finishes in men's and women's tennis and men's soccer. Carolina teams won four ACC titles and the men's tennis team won the ITA Indoor Team National Championship. In addition, the football team won 11 games, advanced to its first ever ACC Championship Game and earned a final No. 15 ranking in both national polls.

The 2015-16 season marked Carolina's second consecutive top-10 finish as the Tar Heels placed fifth the previous year. Ten Tar Heel teams posted top-10 national finishes in 2014-15 and 25 advanced to postseason play, led by a second-place finish by women's lacrosse and a final four appearance by field hockey. Carolina also had top-10 finishes in men's soccer, volleyball, men's lacrosse, men's tennis, women's tennis, men's basketball, women's basketball and women's soccer.

In addition, the women's cross country team won its first ACC title in 11 years and the women's tennis team captured the ITA national indoor team championship for the second time in the last three years. Individually, Jamie Loeb won UNC's first-ever women's tennis NCAA singles championship.

Carolina finished 14th in the 2013-14 Learfield Director's Cup with seven teams posting top-10 national finishes. In 2012-13, Cunningham's first full season at UNC, Carolina finished eighth in the Director's Cup on the strength of national championships in women's soccer and women's lacrosse. The women's tennis team captured the ITA national indoor title and 11 other programs finished in the top 25.

The UNC women's athletics program captured the 2013 Capital One Cup, which is awarded to the best men's and women's Division I athletics programs in the country. For winning its first Capital One Cup, the Tar Heels earned \$200,000 toward student-athlete scholarships and a spot at the annual ESPY Awards show in Los Angeles.

Carolina student-athletes have excelled in the classroom as well. During the 2015-16 academic calendar, more than 350 student-athletes made the ACC Academic Honor Roll, which requires a cumulative GPA of at least 3.0 for the year. It was the fourth-consecutive year more than 300 UNC student-athletes have earned the honor. Carolina has set or tied its top single-season score in the APR in the last two seasons. UNC student-athletes have improved their APR scores from 966 in 2011 to 987 in 2015.

Cunningham is in his 15th year as a Division I director of athletics. He came to Chapel Hill after spending the previous six years as the director of athletics at the University of Tulsa. He also was the AD for three years from 2002-2005 at Ball State University. He was honored as the 2008-09 FBS Central Region Athletics Director of the Year, an award presented by the National Association of Collegiate Directors of Athletics.

At Tulsa, Cunningham guided the Golden Hurricane through its initial move to Conference USA and spearheaded a \$60 million athletics initiative. Tulsa won 34 league championships in his tenure, more than any other school in Conference USA and the football program played in five bowl games in his last six years.

At Ball State, Cunningham led a program with 19 intercollegiate sports and a budget of \$12.4 million. In his final year, Ball State completed a \$12 million campaign to renovate the football stadium. In raising those funds, Cunningham secured the largest single gift in Ball State athletics history.

From 1988-2002, Cunningham worked in the athletics department at the University of Notre Dame. He served as Notre Dame's associate athletics director for finance and facilities from 1995-2000 and was the associate director of athletics for external affairs from 2000-02.

Cunningham earned his bachelor's and master's degrees in business administration, both from Notre Dame, in 1984 and 1988, respectively. He played on the Irish golf team in 1982-83.

Cunningham is a member of the USTA Athletic Director Advisory Group. He

is a former member of NACDA's Executive Committee, and was on the Board of Directors of the Alzheimers Association of Oklahoma and the Folds of Honor Foundation Board. Cunningham also served on the Gatorade National Advisory Board and has been a featured speaker at numerous NACDA and I-A institute conferences.

Born in Flint, Mich., and raised in Naples, Fla., Cunningham and his wife, Tina, have four children: Matthew, Michael, John and Sarah.



Athletics Director Bubba Cunningham celebrates with the students by doing pushups after a Carolina touchdown vs. Miami.



THE UNIVERSITY
of NORTH CAROLINA
at CHAPEL HILL

CHANCELLOR Carol L. Folt



PHOTO COURTESY GRANT HALVERSON

Follow @CHANCELLORFOLT on Twitter

Visit chancellor.unc.edu

WHEN CAROL L. FOLT was installed as Carolina's 11th chancellor and the first woman to hold the post, she said, "As America's first public university, Carolina became the gold standard. The founders passed the baton, and the future is up to us. How can we fulfill this honorable charge in a way that is ever fresh and relevant?"

Chancellor Folt – an internationally recognized scientist, award-winning teacher and accomplished administrator – has worked to fulfill that honorable charge by expanding the University's academic excellence, championing Carolina as a leading global public research university and focusing on innovation and developing new avenues for entrepreneurship that are translating world-class ideas into real-world applications.

Carolina, which routinely ranks among the nation's top public universities and is noted as one of the best bargains in college education, realized a 12 percent increase in applications over last year, which is the 11th consecutive year that applications have increased. Carolina is one of the nation's top ten research universities, and ranks 6th in the nation for federal research funding. The University has reached nearly \$1 billion in annual research expenditures.

Under the Chancellor's leadership, Carolina has continued to improve on the school's winning track record of undergraduate retention and graduation rates – particularly for low-income, first-generation and underrepresented students – while moving forward with additional emphasis on Carolina's historic commitment to affordability and accessibility. Carolina remains one of the few public universities that is both need blind and covers the full financial need of its students.

As leader of North Carolina's flagship public university, Chancellor Folt has championed attracting, developing and retaining a world-class faculty focused on excellence in teaching and ground-breaking research. Carolina's faculty are

leading by doing, and each day they transfer their knowledge, abilities and excitement to the next generation, all while benefiting local, state, national and global communities. Carolina is also cultivating the global outlook of its students, with more than a third of Carolina undergraduate students studying abroad – one of highest rates among public universities.

On the national level, Chancellor Folt is a recognized leader in the country's dialogue about the future of higher education. She has taken a strong position on ways to protect students from sexual assault. This significant issue has captured the nation's attention and Chancellor Folt has represented Carolina at the White House as well as participated on panels at top universities to discuss forward-thinking new policies in this critical area.

Chancellor Folt has built a Carolina leadership team that balances today's needs with future opportunities, recognizing that the University is educating a generation who will create new jobs and entirely new industries for the 21st century. Under her leadership, the University established working groups to examine important issues and develop solutions in areas such as reinforcing ethics and integrity, advancing diversity and inclusion initiatives and re-imagining student teaching techniques. Under Chancellor Folt, the University is committed to achieving the highest standards of academic-athletic program excellence.

Chancellor Folt came to Carolina from Dartmouth College, where she was interim president in 2012-2013 and a faculty member and administrator for 30 years. Chancellor Folt is a proud product of public higher education, having worked her way through the University of California Santa Barbara as a waitress, earning a bachelor's degree in aquatic biology in 1976 and a master's degree in biology two years later. She received her doctorate in ecology from UC-Davis.

Chancellor Folt is married to David Peart, a professor of biological sciences at Dartmouth. They have two adult children.

Carolina's Accomplishments Under Chancellor Carol L. Folt

- Last year, Chancellor Folt co-sponsored a rare and historic week-long conference of the world's leading theoretical physicists, including Stephen Hawking, which included many of the founding members of modern physics.
- In 2015, Dr. Aziz Sancar received the Nobel Prize for Chemistry, joining another faculty member, Dr. Oliver Smithies, who won the Nobel Prize in Physiology or Medicine in 2007.
- The University launched a first-of-its-kind public-private partnership with GSK, creating a research center on campus and a jointly owned company, Qura Therapeutics – a global, research-based pharmaceutical and healthcare company – dedicated to discovering a cure for HIV/AIDS.
- The University celebrated the best fund-raising year in its history, a 44 percent jump from the previous year, breaking the previous fund raising record set in 2008. The record was achieved even without including the \$100 million commitment – the largest individual gift in University history – from alumnus Fred Eshelman to create the Eshelman Institute for Innovation in the pharmacy school already bearing his name.
- Chancellor Folt is deeply committed to giving back to the state and supporting the University's local community. The work of Carolina students, faculty and staff touch each of the state's 100 counties. Last year, the University invested in a \$3 million, 10-year, no-interest loan to help stabilize the Northside neighborhood in Chapel Hill.

CHAPEL HILL

Home for a Lifetime

Often referred to as "The Southern Part of Heaven," Chapel Hill has been called the perfect college town by several publications, including *Sports Illustrated*.

- Chapel Hill has been ranked the Most Livable Small City (less than 100,000) in America.
- Chapel Hill has a population of approximately 60,000 and neighboring Carrboro adds another 20,000 people.
- The Chapel Hill/Carrboro area offers a wealth of dining, shopping and entertainment options, with many more located nearby in Hillsborough, Durham and Raleigh.
- Chapel Hill's location is ideal, within an easy drive of North Carolina's beautiful beaches and mountains.



Photos courtesy of Chapel Hill and Orange County Visitors Bureau • visit Chapel Hill.org

Running along the north edge of campus, Franklin Street is the heart of Chapel Hill. It provides a mix of restaurants, shops and nightlife, and also serves as the town's meeting place. UNC fans rush Franklin Street to celebrate Tar Heel titles, and each year Halloween festivities draw thousands of revelers.



ATHLETIC HERITAGE

Representing UNC with Class

Carolina won the 2015 ACC Coastal Division Championship

UNC Athletics celebrates success at the annual Rammy Awards



Sophomore Jamie Loeb won the NCAA women's tennis singles crown in 2015.



UNC won the ACC Women's Cross Country Championship in 2014

• UNC has won more national championships and more conference championships than any other school in the Atlantic Coast Conference.

• UNC has finished among the top 10 in the Directors' Cup standings 13 times in the past 15 years and 19 times in the 23-year history of the competition. Carolina has ranked in the top 20 in all 23 years of the competition and won the inaugural trophy in 1994.

• Some of the best-known names in sports – such as Michael Jordan and Mia Hamm – wore Carolina blue.

The Tar Heels won NCAA titles in both women's and men's lacrosse in 2016





YOU PROVIDE THE OPPORTUNITY

RAMS CLUB MEMBERS LIKE YOU GIVE THE GIFT OF OPPORTUNITY –

for the best student-athletes to attend the best university, to compete in the best facilities, and to play for the best coaches at the highest level of competition in all 28 of our varsity sports.



THE RAMS CLUB

P.O. BOX 2446 | CHAPEL HILL, NC 27515 | (919) 843-2000 |  RAMSCLUB |  @RAMSCLUB

YOU PROVIDE THE OPPORTUNITY

RAMS CLUB MEMBERS LIKE YOU GIVE THE GIFT OF OPPORTUNITY –

for the best student-athletes to attend the best university, to compete in the best facilities, and to play for the best coaches at the highest level of competition in all 28 of our varsity sports.



THE RAMS CLUB



YOU PROVIDE THE OPPORTUNITY

RAMS CLUB MEMBERS LIKE YOU GIVE THE GIFT OF OPPORTUNITY –

for the best student-athletes to attend the best university, to compete in the best facilities, and to play for the best coaches at the highest level of competition in all 28 of our varsity sports.



THE RAMS CLUB



2016 FOOTBALL

CAROLINA



KENAN STADIUM

Carolina football plays its home games at Kenan Memorial Stadium (cap. 63,000), one of the most picturesque athletic venues in America. Kenan Stadium has been the home of the Tar Heels since 1927 and the thrill of playing in or attending a game there is as exhilarating now as it was when it was first constructed.

Considering its majestic setting among the Carolina pines, many observers say Kenan Stadium is the most beautiful football facility in the country. For scenery, atmosphere and charm, it cannot be surpassed.

The stadium has been expanded several times since its completion in 1927. In each instance, though, great care was taken to keep its fundamental beauty intact.

In 2011, Carolina opened the Loudermilk Center for Excellence and a premium seating section named the Blue Zone. Alumnus R. Charles "Charlie" Loudermilk Sr. of

Atlanta made a \$7.5 million donation to fund the 150,000 square-foot facility that serves all of Carolina's nearly 800 student-athletes across 28 sports.

The Loudermilk Center's largest feature is the John W. Pope Student-Athlete Academic Support Center. This 29,000 square-foot facility provides classrooms for teaching and tutoring, advanced computer technology, a writing lab, reading rooms and office space. It is also home to the Baddour

Carolina Leadership Academy, which offers leadership training to Carolina student-athletes, coaches and staff. A \$3 million gift from the Raleigh-based John William Pope Foundation funded the academic support center.

Also housed in the Loudermilk Center is a strength and conditioning center for Carolina's Olympic sports programs, facilities for men's lacrosse and a visitor's locker room that can be split to host high school football championships. Other features include premium seating for fans watching football games, as well as office and operations space for the department of athletics.

The Blue Zone offers 1,836 seats in the Concourse Club/Loge just a few feet from the field, 824 seats in the Upper Club/Loge on the fourth floor and 320 seats in 20 suites on the fifth floor. Combined, the project added 2,980 seats to the stadium's capacity. The project also tied the north and south concourses together and provides the stadium with 360 degree concourse to enhance fan movement in the facility.

Located in the west end zone, the Kenan Football Center was completed in 1997 and houses the operational needs of the Carolina football program. The football center includes the UNC locker room, weight room, training room, equipment room, players' lounge, computer labs and study areas, 100-plus seat auditorium, coaches' offices, theater and Hall of Honor.

An additional floor was added to the Kenan Football Center after the 2008 season. The fifth floor contains additional office and recruiting space for the day-to-day operations of the football program, four pregame gathering areas, a larger video and studio facility and a state-of-the-art press conference area. The recruiting area and suites also are used as academic study areas during the week. The second floor was completely



KENAN STADIUM

THE STADIUM

"One moment you are deep in the green and the blaze of autumn leaves, and the next the curtain has disappeared, the land falls away and the panorama of long, graceful lines and gently sweeping curves spreads out ... The picture fits exactly; it was made for its frame and its frame for it."

— Carolina Alumni Review, Fall 1927

Kenan Memorial Stadium remains today as it was nearly a century ago — quite simply one of the most picturesque athletic venues in America. UNC's alumni magazine saluted the natural beauty of the new stadium upon its opening on Nov. 24, 1927; some 28,000 fans watched as the Tar Heels edged Virginia by one point.



Since then, Kenan Stadium has been home to great teams and outstanding players and the battleground for thousands of memorable football games on crystalline autumn Saturdays. From modest beginnings—single levels of seats on each side of the playing field and a simple field house—the facility has evolved with the times but has preserved its aesthetic appeal. Among the significant expansion projects have been the addition of the upper decks in 1963; the construction of the south side press box, installation of permanent lights and addition of 2,000 choice seats between the 40 yard-lines in 1988; the addition of some 8,000 seats in the west end zone bowl and the construction of the Frank H. Kenan Football Center and the John Pope Box in 1997; the addition of the fifth floor to the Kenan Football Center in 2010; and the 2011 addition of Blue Zone seating area in the east end zone and the opening of The Loudermilk Center for Excellence.

renovated for increased football meeting spaces, including bigger individual position meeting rooms and a larger team meeting room. The fourth floor renovations added additional office space for football support staff.

The Charlie Justice Hall of Honor, located on the ground floor, is a multi-media history of Carolina football. Photographs, awards, trophies and artifacts detailing the rich and storied history of the sport in Chapel Hill are on display. The James A. Heavner Theater was made possible by a special gift by the former executive producer of the Tar Heel Sports Network and president of Vilcom. The theater is a 30-person mini-theater equipped with surround sound and seven dramatic videos presenting the history of UNC football.

A number of rooms in the Kenan Football Center have been dedicated in the honor or memory of Carolina's benefactors, fans and athletic personalities. They include the Brinkley Lounge, the fourth floor reception area named for Harvey M. Brinkley Jr.; the Don McCauley/Paul Miller Head Coach's Suite; the Norman M. (Buddy) Black Jr. Lounge, the fourth floor hospitality area; the Oscar Davenport/Chris Keldorf Quarterback Meeting Room, as given by Bob Biggerstaff; the Jo Allison Clary Smith Weight Room; the Carolina Football Players' Locker Room, named in behalf of the more than 400 former Tar Heels who donated more than \$2 million to the project; the Nassif Offensive Staff Meeting Room; the Ann and Paul Lawing Coaches' Locker Room; Koury Box North, box seating on the north side of the stadium named for Maurice J. Koury; the John W. Pope Academic Support Facility; the John W. Pope Stadium Box, a stadium box on the north side; the John D. Swofford Auditorium and the Jimmy W. Garrell coaches meeting room.

The 1997 expansion project, in which great care was taken to ensure



that the surrounding environment would be altered as little as possible, was the first project to connect the north and south concourses to either end of the lower deck via the third level of the Kenan Center. That project also added nearly 8,000 seats, a state-of-the-art football facility, chancellor's box and preferred seating box. The Rams Club and its members committed more than \$50 million to the project.

The football center is named in honor of the late Frank H. Kenan, one of the school's most generous benefactors. Kenan was a Durham resident and chief executive officer of Kenan Transport Company in Chapel Hill. He passed away at age 83 in 1996.

Kenan, a 1935 Carolina graduate, was the great-great-grandson

of General James Kenan, a member of the University's founding board of trustees. An Atlanta native, Kenan had a tremendous impact on the growth of the University. He served on many campus boards, including the Board of Visitors and the Educational Foundation Board of Directors.

In recent years the William R. Kenan Jr. Charitable Trust, of which he was a trustee, has donated more than \$100 million to schools in the state's consolidated university system, including Carolina, NC State and the N.C. School of the Arts. Among other things, the trust funds 92 William R. Kenan Jr. Professorships at 56 colleges and universities nationwide.

Kenan served on the steering committee of Carolina's Bicentennial Campaign, the University's largest fund-raising effort. Gifts by him, his family and the trust during the campaign exceeded \$31 million. The largest portion of that was targeted for the business school. In 1991 the school was renamed the Kenan-Flagler Business School after a \$10 million gift.

The preferred seating box that rises above the second deck of the grandstand on the north side of the stadium has outdoor seating for almost 1,200 spectators. That includes the Chancellor's Box on the second level of the



box 45 feet above the ground. The fourth level, 68 feet high, has outdoor seating for more than 1,000, plus concessions and a 7,500 square foot lounge. There is a smaller lounge and food preparation areas on the third floor.

The Kenan Football Center and preferred seating box were the predominant changes in a multi-year renovation plan that began in 1995. A new playing field was installed that spring. The new turf included an improved drainage system beneath the field that drains through the field itself rather than off the sides of the field as in the past. Prior to the 1996 season the restrooms and concession stands were expanded and renovated.

Another significant stadium expansion took place prior to 1988 and involved adding 2,000 choice seats between the 40-yard lines where the press box and chancellor's box formerly stood. A new press box was constructed on top of the upper deck on the stadium's south side. It is a one-level elongated structure, running from 10-yard line to 10-yard line.

Also part of the 1987-88 project were a permanent lighting system, a chancellor's lounge on the north side of the field and a football lettermen's lounge on the south side. The lights are part of a General Electric low-mount system which minimizes the height of the lightpoles. Cost of the entire project was \$7 million. It was funded by private gifts and bonds.

William Rand Kenan Jr. deserves the credit for originally making the stadium a part of the University. He was born in North Carolina in 1873 and graduated from Carolina in 1894. An international industrialist, Kenan discovered carbide and made monumental progress in the field of chemistry. During his business career he was president of The Florida East Coast Railroad, The Florida East Coast Hotel Company, The West Palm Beach Water Company and the Florida East Coast Car Ferry Company.

He was a director of Florida Power and Light Company and built the first power plant in Miami in the early 1900s.

The stadium was built as a memorial to his parents, William R. Kenan and Mary Hargrave Kenan. Construction began in November 1926 and was completed the following August. Complete cost of the stadium and accompanying fieldhouse was \$303,000.

Originally, the stadium was to be built through funds raised by alumni donations, and by June 1926, a group of nearly 40 alumni had contributed \$27,926. At this time, however, a copy of the prospectus and plan of financing the stadium came into the hands of Kenan, who expressed an interest in the proposal. Kenan was considering establishing a memorial to his parents, and the pressing need for a stadium and the possibilities of the beauty, dignity and permanence it presented, suggested to him that the benefaction he contemplated may well take the form of a memorial stadium. The Stadium Committee immediately endorsed his proposal and on the very day in

THE KENAN FAMILY

James Kenan of Duplin was one of the original trustees of the fledgling campus in Chapel Hill and was present on Oct. 12, 1793, when the cornerstone to Old East was laid. Since then, the Kenan Family has held an integral role in the evolution of UNC as one of the top academic and athletic institutions in the nation.

William Rand Kenan Sr. and his wife Mary Hargrave Kenan are the namesakes for Kenan Memorial Stadium. Kenan was the grandson of James Kenan and the father of William Rand Kenan Jr., whose fortune made in the early 1900s in chemicals, power, railroads and hotels financed the construction of the stadium in 1926-27. William Jr., an 1894 Carolina graduate and Tar Heel halfback in football and later a professor in chemistry, honored his parents with the naming of the stadium.

Another branch of the Kenan family included Frank H. Kenan (right), a Tar Heel football player in the 1930s, a 1935 Carolina graduate and a successful businessman with interests in oil, trucking and real estate. Mr. Kenan had a tremendous impact on the growth of the University. He served on many campus boards, including the Board of Visitors and the Educational Foundation Board of Directors. He passed away in 1996 at the age of 83, just one year before seeing the new football center in his name open for the 1997 season.

Today the Kenan legacy lives on through the William R. Kenan Jr. Charitable Trust, which has donated more than \$100 million to schools in the state's consolidated university system, including Carolina, N.C. State and the N.C. School of the Arts. Among other things, the trust funds 92 William R. Kenan Jr. Professorships at 56 colleges and universities nationwide.



William Rand Kenan Jr. & Bob Fetzer

CHARLES LOUDERMILK

The Loudermilk Center for Excellence was made possible in part by a generous contribution from R. Charles Loudermilk Sr., a long-time friend and benefactor of UNC academic and athletic interests. Born in Atlanta, Mr. Loudermilk graduated from Carolina in 1950 with a degree in commerce and was good friends with many Tar Heels who made the Justice Era of the late 1940s such a memorable chapter in Tar Heel football.



In 1955, Mr. Loudermilk launched a furniture rental business in his hometown, naming it Aaron Rents so that it would be listed first in the phone book. The business grew into a multi-billion dollar concern and today is known as Aaron's, Inc.

Mr. Loudermilk in 2011 remained as chairman of the company. His past support of Carolina includes gifts to expand the Kenan-Flagler Business School's executive education facilities at the Rizzo Conference Center. He was also the major contributor toward the statue of Charlie Justice that stands outside the Kenan Football Center. Mr. Loudermilk's many honors include the William R. Davie Award, the highest recognition given by the UNC Board of Trustees. He has also served on the Board of Visitors of UNC's Kenan-Flagler Business School.

JOHN WILLIAM POPE FOUNDATION

The Raleigh-based John William Pope Foundation has a long history of providing funds for academic support in the Carolina Athletic Department. The academic support center connected to the original Kenan Field House was erected in the 1980s and later named for John W. Pope, a 1947 UNC graduate who contributed significantly to the Kenan Stadium expansion in the mid-1990s. This new building carries on the tradition through the John W. Pope Student-Athlete Academic Support Center, a 29,000 square foot facility that provides classrooms for teaching and tutoring, advanced computer technology, a writing lab, reading rooms and office space. It is also the home to the Carolina Leadership Academy, which offers leadership training to Carolina student-athletes, coaches and staff. Mr. Pope took five discount variety stores started in Fuquay-Varina by his father, James, and turned them into Variety Wholesalers, a successful network of more than 500 stores that continues to flourish into the 21st century. Mr. Pope passed away in 2006, and today the company is led by James Arthur "Art" Pope of Raleigh, a 1978 Carolina graduate who is also chairman and president of the John William Pope Foundation, which funds numerous charities and free market oriented organizations.



November 1926 on which Kenan visited the planned site, he announced his financial gift to build the stadium.

Kenan remained very interested in Kenan Stadium throughout his lifetime. In the 1950s he gave a \$1,000,000 contribution to construct a second deck on the stadium. After Kenan's death in 1965 the William R. Kenan Jr. Charitable Trust, which was established by his will, donated \$1,000,000 to enlarge and modernize Kenan Fieldhouse.

In 1988 the Kenan Trust made another \$1,000,000 gift to complete the new chancellor's box on the north side. Another lasting memory of William R. Kenan Jr. is the Kenan Athletic Scholarship Endowment, valued at over \$1,000,000. Each year a student-athlete is awarded a full scholarship from this fund.

Besides giving the stadium to the University, Mr. Kenan also sponsored and financed the famous Kenan Professorships. He was awarded the honorary degree of LL.D. by his alma mater in 1944.

In the first game played there, Carolina defeated Davidson, 27-0, on November 12, 1927.

The 1991 season opener versus Cincinnati and that season's Clemson game, which was televised nationally by ESPN, were the first true night games ever played at Kenan Stadium.


**Special credit to Lee Pace for the inset stories on The Stadium, The Kenan Family, Charlie Loudermilk and the John William Pope Foundation.*

Carolina's all-time record at Kenan Stadium is 293-179-16. The most points scored by the Tar Heels in Kenan came in 2013 when UNC beat Old Dominion 80-20.

As originally built, the stadium seated 24,000. However, in 1963 the benefactor added portable stands and then an upper deck to the permanent stands, which increased capacity to 48,000. That was expanded to 50,000 in 1979, 52,000 in 1988, 57,500 in 1997, 60,000 in 1998 and 63,000 in 2011.

In 1997, the Tar Heels played in front of a record crowd of 62,000 on Nov. 8, 1997, as fifth-ranked Carolina battled No. 2 Florida State. The largest crowd to watch a game prior to the most recent major expansion was 54,300 as Carolina defeated N.C. State, 31-17, in 1994.

The 1983 season saw another first in the stadium — a game played under artificial lights. The Carolina-Duke game was played in the late afternoon so it could be televised throughout the ACC area. Portable lights were brought in since the second half was played after sunset. Portable lights were also used in the 1987 Clemson game which was televised nationally by ESPN.



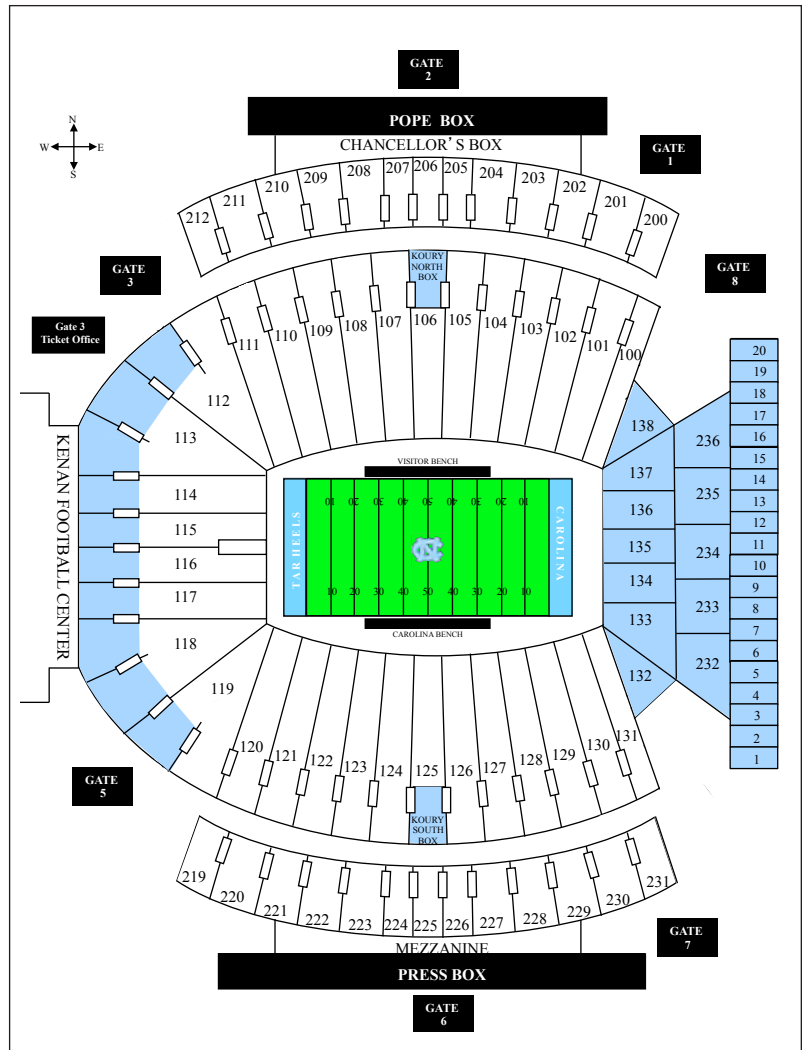
Year.....Record	Year.....Record	Year.....Record	Most Wins: 7 - 1980, 2015
1927.....2-0	1957.....3-3	1987.....1-4	Most Losses in a Season:
1928.....2-2-1	1958.....3-2	1988.....1-5	6 - 2002
1929.....4-1	1959.....3-2	1989.....1-5	Record in the 1920s:
			8-3-1 (.708)
1930.....3-0-2	1960.....2-3	1990.....4-2-1	Record in the 1930s:
1931.....3-2	1961.....3-2	1991.....6-1	30-12-5 (.691)
1932.....2-3-1	1962.....2-3	1992.....5-1	Record in the 1940s:
1933.....3-2	1963.....4-1	1993.....6-1	29-14-4 (.660)
1934.....3-1-1	1964.....4-1	1994.....5-1	Record in the 1950s:
1935.....4-0	1965.....2-3	1995.....4-2	20-28-2 (.420)
1936.....3-1	1966.....1-4	1996.....5-0	Record in the 1960s:
1937.....2-1-1	1967.....1-4	1997.....5-1	25-25-0 (.500)
1938.....2-2	1968.....2-3	1998.....3-2	Record in the 1970s:
1939.....5-0	1969.....4-1	1999.....1-5	39-17-2 (.690)
			Record in the 1980s:
1940.....3-2	1970.....5-1	2000.....3-3	35-24-1 (.592)
1941.....1-4	1971.....4-1	2001.....5-1	Record in the 1990s:
1942.....3-0-1	1972.....6-0	2002.....0-6	44-16-1 (.730)
1943.....3-1	1973.....3-3	2003.....1-5	Record in the 2000s:
1944.....1-3-1	1974.....6-0	2004.....4-2	33-30 (.524)
1945.....2-2	1975.....1-5	2005.....4-2	Record in the 2010s:
1946.....4-0-1	1976.....5-1	2006.....2-5	30-10 (.750)
1947.....4-1	1977.....3-1-1	2007.....4-2	Overall Record:
1948.....4-0-1	1978.....3-3	2008.....5-2	293-179-16
1949.....4-1	1979.....3-2-1	2009.....5-2	First Game at Kenan Stadium: Carolina 27, Davidson 0 on November 12, 1927
			First Game with artificial lights: Carolina 34, Duke 27 on November 19, 1983.
1950.....2-2-1	1980.....7-0	2010.....3-3	
1951.....2-3	1981.....4-2	2011.....6-1	
1952.....0-4	1982.....6-1	2012.....6-1	
1953.....2-3	1983.....5-1	2013.....4-3	
1954.....3-2	1984.....3-2-1	2014.....4-2	
1955.....1-4	1985.....3-3	2015.....7-0	
1956.....1-3-1	1986.....4-1		



KENAN STADIUM POLICIES & STADIUM INFORMATION

- Alcoholic beverages are prohibited at Kenan Stadium. Individuals violating this policy will be issued the appropriate citation and escorted out of the stadium.
- ATM machines are located in Kenan Stadium behind Sections 114 and 117 on the west end concourse as well as near Gate 6 on the South Side and near Gate 2 on the North Side.
- Homemade banners and signs are not allowed inside Kenan Stadium without prior approval.
- In order to insure that everyone has a pleasant experience, it is up to each patron to act responsibly and to be considerate of those around them. Patrons should notify a member of the game management staff if someone is not complying with this policy.
- Event staff reserves the right to deem an act or behavior to be inappropriate based on available information and to take whatever action necessary.
- Seating for patrons with disabilities is available on game day by asking for the game supervisor as you enter Kenan Stadium.
- South Orange Rescue Squad provides first aid at Gates 2 (North Side) and Gate 6 (South Side) at Kenan Stadium.
- Patrons are not allowed to bring any food or beverages with them into Kenan Stadium. However, bottled water (sealed and unopened) is permitted.
- During an event you may check with game management staff at Gate 2 or 6 to see if an item of yours was found and turned in. After an event, all unclaimed items are turned over to Campus Police, and you may contact them at 919-962-8100.
- Parents/guardians with a lost child should contact the nearest police officer or event staff member. That person will then contact the proper personnel to insure the quickest resolution to the situation.
- On September 21, 2009 the Department of Homeland Security/Office of Intelligence and Analysis and the FBI released a joint Homeland Security Note to raise security awareness regarding terrorist interest in targeting sport and entertainment venues. The admission policy at Kenan Stadium prohibits "backpacks or large bags", and has since 2001.
 - Backpack:** A container designed to hold a bulky/heavy load and be worn on the back. Typically characterized by wide shoulder straps, multiple zippers & pockets, and most often constructed of a sturdy material such as thick nylon, canvas, or leather. (Simple draw string bags with thin shoulder straps, and purses designed to be worn on the back do not meet the criteria of a backpack.)
 - Large bag:** A large container such as a duffle or gym type bag designed to carry a bulky/heavy load. Considered to be in the luggage family of containers and not the purse family. Most often constructed of a sturdy material such as thick nylon, canvas, or leather. (Shopping bags or large purses do not meet the criteria of a large bag.)
- Effective January 1, 2008, there is NO SMOKING within 100 feet of any campus building. This includes all areas of Kenan Stadium.

UNC Athletics and the Department of Public Safety thank you for your cooperation and understanding.



INDIVIDUAL

TOTAL OFFENSE

MOST PLAYS

Carolina—63 by Marquise Williams vs. Georgia Tech, 2014

Opponents—62 by Andrew Walter of Arizona State, 2003

MOST YARDS GAINED

Carolina—524 by Marquise Williams vs. Duke, 2015

Opponents—439 by Mike Glennon of NC State, 2012

MOST YARDS GAINED BY A FRESHMAN

Carolina—347 by Darian Durant vs. Wake Forest, 2001

Opponents—329 by Russell Wilson of NC State, 2008

MOST TOUCHDOWNS RESPONSIBLE FOR

Carolina—6 by Kelvin Bryant vs. East Carolina, 1981

Opponents—6 by Scott Milanovich of Maryland, 1993; by Scott O'Brien of Maryland, 2003; by Shane Carden of East Carolina, 2013

MOST YARDS GAINED BY TWO OPPOSING PLAYERS

789 by Marquise Williams (524) and Thomas Sirk of Duke (265), 2015

RUSHING

MOST RUSHES

Carolina—47 by Don McCauley vs. Duke, 1970; by Mike Voight vs. Duke, 1976

Opponents—39 by Lance Ball of Maryland, 2005

MOST YARDS RUSHING

Carolina—328 by Derrick Fenner vs. Virginia, 1986

Opponents—243 by Mike Imoh of Virginia Tech, 2004

MOST YARDS BY A FRESHMAN

Carolina—165 by Giovani Bernard vs. Duke, 2011

Opponents—164 by T.A. McLendon of NC State, 2002

MOST YARDS BY A QUARTERBACK

Carolina—174 by Ricky Lanier vs. VMI, 1969

Opponents—167 by Jacoby Brissett of NC State, 2014

MOST YARDS BY TWO PLAYERS ON SAME TEAM

Carolina—400 by Derrick Fenner (328) and James Thompson (72) vs. Virginia, 1986

Opponents—328 by Jacoby Brissett (167) and Shadrach Thornton (161) of NC State, 2014

MOST YARDS GAINED IN KENAN STADIUM OPENER

Carolina—216 by Derrick Fenner vs. The Citadel, 1986

Opponents—201 by Ray Rice of Rutgers, 2006

MOST TOUCHDOWNS BY RUSHING

Carolina—6 by Kelvin Bryant vs. East Carolina, 1981

Opponents—4 by Mike Dunn of Duke, 1976; by Chris Downs of Maryland, 2002; by Jerome Felton of Furman, 2006; by James Connor of Pitt, 2014

MOST YARDS GAINED BY TWO OPPOSING PLAYERS

391 by Mike Voight (261) and Mike Dunn (131) of Duke, 1976

LONGEST RUN FROM SCRIMMAGE

Freshman

Carolina—63 yards by T.J. Logan vs. ODU, 2013 (TD)

Sophomore

Carolina—90 yards by Curtis Johnson vs. Maryland, 1993

Junior

Carolina—83 yards by Tyrone Anthony vs. Army, 1982

Senior

Carolina—86 yards by George Stirnweiss vs. The Citadel, 1939

Opponent (any class)—85 yards by Jonathan Dwyer of Georgia Tech, 2008

PASSING

MOST ATTEMPTS

Carolina—53 by Kevin Anthony vs. LSU, 1985

Opponents—58 by Andrew Walter of Arizona State, 2003

MOST COMPLETIONS

Carolina—38 by Marquise Williams vs. Georgia Tech, 2014

Opponents—34 by Scott Milanovich of Maryland, 1993; by Andrew Walter of Arizona State, 2003

MOST YARDS GAINED

Carolina—411 by T.J. Yates vs. NC State, 2010

Opponents—479 by Dave Brown of Duke, 1989

MOST YARDS GAINED IN KENAN STADIUM OPENER

Carolina—339 by Bryn Renner vs. Middle Tennessee, 2013

Opponents—322 by Lang Campbell vs. William & Mary, 2004

MOST TOUCHDOWN PASSES

Carolina—5 by Kevin Anthony vs. Wake Forest, 1985; by Bryn Renner vs. Maryland, 2012; by Marquise Williams vs. Old Dominion, 2013

Opponents—5 by Scott Milanovich of Maryland, 1993; by

Mike Glennon of NC State, 2012

LONGEST PASS PLAY

Carolina—91 yards from Marquise Williams to Mack Hollins vs. San Diego State, 2014 (TD)

Opponents—98 yards from Christian Ponder to Rod Owens of Florida State, 2009 (TD)

MOST PASSES HAD INTERCEPTED

Carolina—6 by Chuckie Burnette vs. Duke, 1989

Opponents—4 by Thomas Ray of Clemson, 1965; Larry Russell of Wake Forest, 1969; Scott Gardner of Virginia, 1972; Mark Johnson of Duke, 1972; Steve Breitel of Northwestern, 1976; Ben Bennett of Duke, 1980; David Green of Duke, 1997; by Kyle Wright of Miami, 2007; by Jacory Harris, Miami, 2009; by Stephen Morris, Miami, 2009; by Dominique Blackman of Idaho, 2012

MOST COMPLETIONS BY A FRESHMAN

Carolina—25 by T.J. Yates vs. Virginia, 2007

Opponents—20 by Chris Redman of Louisville, 1996

MOST YARDS GAINED BY A FRESHMAN

Carolina—361 by Darian Durant vs. East Carolina, 2001

Opponents—279 by Russell Wilson of NC State, 2008

MOST YARDS GAINED BY TWO OPPOSING PLAYERS

825 by Bryn Renner, UNC (358) and Mike Glennon, NC State (467), 2012

MOST CONSECUTIVE PASSES COMPLETED

Carolina (multiple games)—19 by Bryn Renner (14 vs. James Madison and first 5 attempts vs. Rutgers)

Carolina (one game)—16 by Marquise Williams vs. Pitt, 2014

Opponents—16 by Christian Ponder of Florida State, 2009

HIGHEST PERCENTAGE OF PASSES COMPLETED

(min. 15 comp.)

Carolina—95.7 by Bryn Renner (22 of 23) vs. James Madison, 2011

Opponents—92.0 by Terry Jordan of N.C. State (23 of 25), 1992

RECEIVING

MOST CATCHES

Carolina—16 by Charlie Carr vs. Air Force, 1966

Opponents—13 by Mohamed Sanu of Rutgers, 2011

MOST YARDS GAINED

Carolina—211 by Octavus Barnes vs. Ohio, 1995

Opponents—250 by Jermaine Lewis of Maryland, 1993

MOST CATCHES BY A FRESHMAN

Carolina—9 by Quinshad Davis vs. Maryland, 2012

Opponents—10 by Ibn Green of Louisville, 1996

MOST CATCHES BY A RUNNING BACK

Carolina—11 by Leon Johnson vs. Duke, 1995

Opponents—10 by Ibn Green of Louisville, 1996

MOST CATCHES BY A TIGHT END

Carolina—10 by Mike Chatham vs. Wake Forest, 1979

Opponents—9 by Jim Wicks of Virginia, 1974

MOST TOUCHDOWN CATCHES

Carolina—3 by Mark Smith vs. Miami of Ohio, 1983; Earl Winfield vs. Wake Forest, 1985; Octavus Barnes vs. Ohio, 1995; L.C. Stevens vs. Maryland, 1996; 3 by Hakeem Nicks vs. Boston College, 2008

Opponents—3 by James Milling of Maryland, 1983; by Doug Green of Duke, 1985; by Clarkston Hines of Duke, 1989; by Rod Gardner of Clemson, 2000

HIGHEST AVERAGE PER CATCH

(min. 5 catches)

Carolina—26.4 (8-211) by Octavus Barnes vs. Ohio, 1995

Opponents—44.0 (5-220) by James Milling of Maryland, 1986

MOST CATCHES BY TWO OPPOSING PLAYERS

19 by Earl Winfield (11) of Carolina and Garry James (8) of LSU, 1985

MOST RECEIVING YARDS BY TWO OPPOSING PLAYERS

399 by Corey Holliday (149) and Jermaine Lewis of Maryland, 1993 (250)

PUNTING

MOST PUNTS

Carolina—14 by Charles Woollen vs. Georgia Tech, 1933

Opponents—15 by Buddy Lex of William and Mary, 1948

MOST YARDS ON PUNTS

Carolina—537 by Steve Streater vs. Pittsburgh, 1979

Opponents—645 by Buddy Lex of William and Mary, 1948

HIGHEST AVERAGE PER PUNT

(min. 10 punts)

Carolina—51.4 by Brian Schmitz vs. Houston, 1999 (10 for

514)

Opponents—44.0 by Kenton Beal of Elon, 2012 (10 for 440)

LONGEST PUNT

Carolina—80 yards by Charlie Justice vs. N.C. State, 1949

Opponents—71 yards by Fred Folger of Duke, 1948

PUNT RETURNS

MOST RETURNS

Carolina—9 by Don Jackson vs. Duke, 1934 and vs. Virginia, 1935

Opponents—8 by Bill Hanenburg of Duke, 1972; by Carl Platt of South Carolina, 1989; by Ledel George of N.C. State, 1990

MOST YARDS ON PUNT RETURNS

Carolina—168 by Ryan Switzer vs. Illinois, 2015

Opponents—115 by Dickie Harris of South Carolina, 1970 and by Peter Warrick of Florida State, 1999

HIGHEST AVERAGE PER PUNT RETURN

(min. three returns)

Carolina—47.3 (3 for 142) by Brandon Tate vs. McNeese State, 2008

Opponents—24.0 (3 for 72) by Mike Stultz of NC State, 1972

MOST TOUCHDOWNS ON PUNT RETURNS

Carolina—1 on several occasions; most recent 78 yards by Ryan Switzer vs. Miami, 2015

Opponents—1 on five occasions; most recent 87 yards by T.J. Graham of NC State, 2010

LONGEST PUNT RETURN

Carolina—96 yards by Johnny Branch vs. Maryland, 1930

Opponents—87 by T.J. Graham of NC State, 2010

KICKOFF RETURNS

MOST RETURNS

Carolina—8 by Marcus Wall vs. Clemson, 1994

Opponents—9 by Todd Handley of Idaho, 2012

MOST YARDS ON KICKOFF RETURNS

Carolina—184 by Marcus Wall vs. Clemson, 1994

Opponents—230 by Jamal Golden of Georgia Tech, 2012

HIGHEST AVERAGE PER KICKOFF RETURN

(Min. 3 returns)

Carolina—49.7 (3 for 149) by Brandon Tate vs. Utah, 2005

Opponents—46.7 (3 for 140) by Dennis Condie of Maryland, 1960

MOST TOUCHDOWNS ON KICKOFF RETURNS

Carolina—1 on several occasions; most recent 99 yards by T.J. Logan vs. Old Dominion, 2013

Opponents—1 on several occasions; most recent 99 yards by DeVonte Edwards of Duke, 2013

ALL-PURPOSE RUNNING

MOST PLAYS

Carolina—47 by Don McCauley vs. Duke, 1970 and by Mike Voight vs. Duke, 1976

Opponents—43 by Vintacious Cooper of East Carolina, 2013

MOST YARDS GAINED

Carolina—397 by Brandon Tate vs. McNeese State, 2008

Opponents—294 by Mike Imoh, Virginia Tech, 2004

MOST YARDS GAINED BY A FRESHMAN

Carolina—212 by Ryan Switzer vs. Old Dominion, 2013

Opponents—195 by Todd Handley of Idaho, 2012

SCORING

MOST POINTS

Carolina—36 by Kelvin Bryant vs. East Carolina, 1981

Opponents—26 by Mike Dunn of Duke, 1976

MOST TOUCHDOWNS

Carolina—6 by Kelvin Bryant vs. East Carolina, 1981

Opponents—4 by Mike Dunn of Duke, 1976; by Rick Badanjek of Maryland, 1984; by Joe Burns of Georgia Tech, 2000; by Chris Burns of Maryland, 2002; by Jerome Felton of Furman, 2006; by James Connor of Pitt, 2014

MOST TOUCHDOWNS BY A FRESHMAN

Carolina—4 by Leon Johnson vs. UTEP, 1993

Opponents—2 by Stacie Gresham of Wake Forest, 1993

MOST PATS

Carolina—9 by Casey Barth vs. Idaho, 2012; by Nick Weiler vs. Duke, 2015

Opponents—8 by Nick Novak of Maryland, 2002; by Chris Tanner of Georgia Tech, 2012

MOST POINTS SCORED BY KICKING

Carolina—20 by Josh McGee vs. Duke, (1999) (6 FGs and 2 PATs)

Opponents—16 by Wilson Hoyle of Wake Forest, 1987; by

Nelson Welch of Clemson, 1994; by Chris Gould of Va., 2007

FIELD GOALS

MOST FIELD GOALS ATTEMPTED

Carolina—6 (made 4) by Clint Gwaltney vs. Maryland, 1990 and by Josh McGee (made 6) vs. Duke, 1999

Opponents—5 by five players; most recent by Chris Gould (made 5) of Virginia, 2007

MOST FIELD GOALS MADE

Carolina—6 by Josh McGee vs. Duke 1999 (6 atts.)

Opponents—5 by Wilson Hoyle of Wake Forest, 1987 (5 atts.); by Nelson Welch of Clemson, 1994 (5atts.), by Chris Gould of Virginia (5 atts.), 2007

MOST FIELD GOALS BY A FRESHMAN

Carolina—3 by Kenny Miller vs. Maryland, 1984; by Connor Barth vs. NC State, 2004; by Casey Barth vs. Notre Dame, 2008

Opponents—3 by Scott McKinney of Duke, 1978

LONGEST FIELD GOAL

Carolina—54 yards by Kenny Miller vs. Florida State, 1985; by Connor Barth vs. NC State, 2006

Opponents—56 yards by Damon Hartman of NC State, 1990

INTERCEPTIONS

MOST INTERCEPTIONS

Carolina—3 by Steve Streater vs. Duke, 1980; by Dre' Bly vs. Georgia Tech, 1996; by Kendric Burney vs. Miami, 2009

Opponents—2 on many occasions; most recent by Jayron Hosley of Virginia Tech, 2010

MOST YARDS ON INTERCEPTION RETURNS

Carolina—170 by Kendric Burney vs. Miami, 2009* (later vacated due to NCAA penalty)

Opponents—83 by Bob Lebby of Duke, 1970

MOST TOUCHDOWN ON INTERCEPTION RETURNS

Carolina—1 on many occasions; most recent 100 yards by Brian Walker vs. San Diego State, 2014

Opponents—1 on many occasions; most recent 47 yards by Kendall Fuller of Virginia Tech, 2014

TEAM

TOTAL OFFENSE

MOST PLAYS

Carolina—102 vs. Virginia, 1959

Opponents—101 by East Carolina, 2013

MOST YARDS GAINED

Carolina—714 vs. Maryland, 1993

Opponents—656 by Duke, 1989

MOST YARDS GAINED, BOTH TEAMS

1,237 vs. Duke, 2015 (Carolina 704, Duke 533)

FEWEST PLAYS

Carolina—27 vs. Wake Forest, 1944

Opponents—25 by Virginia, 1935

FEWEST YARDS

Carolina—31 vs. Wake Forest, 1944

Opponents—6 by VMI, 1935

FEWEST YARDS GAINED, BOTH TEAMS

254 vs. NC State, 1939 (UNC-132, NCS- 122)

RUSHING

MOST RUSHES

Carolina—82 vs. NC State, 1961 and vs. Clemson, 1969

Opponents—77 by Notre Dame, 1953; by Oklahoma, 1955; by NC State, 1978

MOST RUSHES, BOTH TEAMS

125 vs. East Carolina, 1975 (UNC-65, ECU-60)

MOST YARDS GAINED

Carolina—482 vs. The Citadel, 1939

Opponents—490 by Notre Dame, 1953

MOST YARDS GAINED, BOTH TEAMS

720 vs. Duke, 1976 (UNC-369, Duke-351)

FEWEST YARDS GAINED

Carolina—minus 28 vs. Florida State, 1997

Opponents—minus 33 by Virginia, 1935

FEWEST YARDS GAINED, BOTH TEAMS

21 vs. Louisville, 1996 (UNC-20, Louisville-1)

MOST TOUCHDOWNS SCORED BY RUSHING

Carolina—8 vs. East Carolina, 1981

Opponents—7 by Georgia Tech, 2012

PASSING

MOST ATTEMPTS

Carolina—54 vs. LSU, 1985

Opponents—59 by Arizona State, 2003

MOST ATTEMPTS, BOTH TEAMS

99 vs. NC State, 2012 (UNC-47, NCSU-52)

FEWEST ATTEMPTS

Carolina—0 vs. Navy, 1957

Opponents—0 by VPI, 1938

FEWEST ATTEMPTS, BOTH TEAMS

1 vs. VPI, 1938 (UNC-1, VPI-0)

MOST COMPLETIONS

Carolina—38 vs. Georgia Tech, 2014

Opponents—36 by Wake Forest, 1993

MOST PASSES COMPLETED, BOTH TEAMS

61 vs. East Carolina, 2013 (ECU-32, UNC-29)

FEWEST PASSES COMPLETED

Carolina—0 on five occasions; most recent vs. Navy, 1957

Opponents—0 on several occasions; most recent by Wake Forest, 1971

FEWEST PASSES COMPLETED, BOTH TEAMS

0 vs. Wake Forest, 1942

MOST YARDS GAINED

Carolina—537 vs. Duke, 2015

Opponents—479 by Duke, 1989

MOST YARDS GAINED, BOTH TEAMS

825 vs. NC State, 2012 (UNC-358, NCSU-467)

FEWEST YARDS GAINED

Carolina—0 on five occasions; most recent vs. Navy, 1957

Opponents—on many occasions; most recent by Wake Forest, 1971

FEWEST YARDS GAINED, BOTH TEAMS

0 vs. Wake Forest, 1942

MOST PASSES HAD INTERCEPTED

Carolina—8 vs. Vanderbilt, 1932

Opponents—6 by Duke, 1972

MOST TOUCHDOWNS ON INTERCEPTION RETURNS

Carolina—2 vs. Tulane, 1994; vs. Miami, 2009

Opponents—one on 4 occasions; most recent by Virginia Tech, 2006

MOST TOUCHDOWN PASSES

Carolina—5 vs. Wake Forest, 1985; vs. Old Dominion, 2013

Opponents—5 by Maryland, 1993; by NC State, 2012

PUNTING

MOST PUNTS

Carolina—19 vs. NC State, 1932

Opponents—17 by NC State, 1932

MOST YARDS ON PUNTS

Carolina—775 vs. Wake Forest, 1942

Opponents—656 by Wake Forest, 1938

HIGHEST AVERAGE PER PUNT (min. 10 punts)

Carolina—51.4 (10-514) vs. Houston, 1999

Opponents—44.0 (10-440) by Elon, 2014

PUNT RETURNS

MOST PUNT RETURNS

Carolina—13 vs. N.C. State, 1932

Opponents—13 by Tennessee, 1936

MOST YARDS ON PUNT RETURNS

Carolina—225 vs. VMI, 1935

Opponents—151 by Florida State, 1999

HIGHEST AVERAGE PER PUNT RETURN (min. 5 returns)

Carolina—33.6 (5-168) vs. Illinois, 2015

Opponents—25.2 (6-151) by Florida State, 1999

MOST TOUCHDOWNS ON PUNT RETURNS

Carolina—2 vs. Wake Forest, 1933; vs. VMI, 1935

Opponents—one on five occasions; most recent by NC State, 2010

KICKOFF RETURNS

MOST KICKOFF RETURNS

Carolina—11 vs. Georgia Tech, 2012

Opponents—11 by Old Dominion, 2013

MOST YARDS ON KICKOFF RETURNS

Carolina—267 vs. Georgia Tech, 2012

Opponents—230 by Georgia Tech, 2012

HIGHEST AVERAGE GAIN PER KICKOFF RETURN (min. 3 returns)

Carolina—49.7 vs. Utah (3 for 149), 2005

Opponents—51.0 by Virginia (3 for 153), 1963

MOST TOUCHDOWNS ON KICKOFF RETURNS

Carolina—1 on several occasions; most recent vs. Old Dominion, 2013

Opponents—1 on five occasions; most recent by Duke, 2013

SCORING

MOST POINTS

Carolina—80 vs. Old Dominion, 2013

Opponents—68 by Georgia Tech, 2012

MOST POINTS IN ONE QUARTER

Carolina—35 vs. Old Dominion (2nd), 2013

Opponents—30 by Georgia Tech (3rd), 2012

MOST POINTS IN ONE HALF

Carolina—49 vs. Old Dominion (1st), 2013

Opponents—40 by Georgia Tech (2nd), 2012

MOST POINTS SCORED, BOTH TEAMS

118 (50-68) vs. Georgia Tech, 2012

MOST TOUCHDOWNS

Carolina—11 vs. Old Dominion, 2013

Opponents—9 by Georgia Tech, 2012

MOST PATS SCORED BY KICKING

Carolina—11 vs. Old Dominion, 2013

Opponents—9 by Georgia Tech, 2012

MOST FIELD GOALS

Carolina—6 vs. Duke, 1999

Opponents—5 by Wake Forest, 1987; by Clemson, 1994; by Virginia, 2007

LARGEST VICTORY MARGIN

Carolina—66 (66-0) vs. Idaho, 2012

Opponents—52 (59-7) by Maryland, 2002

FIRST DOWNS

MOST FIRST DOWNS

Carolina—36 vs. Pittsburgh, 1974

Opponents—37 by Duke, 1989

MOST FIRST DOWNS RUSHING

Carolina—27 vs. William & Mary, 1971

Opponents—29 by Notre Dame, 1953

MOST FIRST DOWNS PASSING

Carolina—19 vs. Maryland, 1996

Opponents—24 by Wake Forest, 1993

MOST FIRST DOWNS BY PENALTY

Carolina—6 vs. Maryland, 1980

Opponents—6 by Duke, 1980

FEWEST FIRST DOWNS

Carolina—1 vs. Duke, 1932 and vs. Wake Forest, 1944

Opponents—0 by Wake Forest, 1932

TURNOVERS AND PENALTIES

MOST FUMBLES

Carolina—11 vs. Wake Forest, 1952 (lost 6)

Opponents—11 by Florida, 1968

MOST FUMBLES LOST

Carolina—8 vs. Virginia Tech, 1938

Opponents—8 by Washington & Lee, 1953 and by Florida, 1968

MOST TOTAL TURNOVERS

Carolina—9 vs. Miami of Ohio, 2002 (6 lost fumbles and three interceptions)

Opponents—8 by Washington & Lee, 1953; by Florida, 1968; by Clemson, 1969

MOST PLAYS IN A GAME WITHOUT A TURNOVER

Carolina—76 vs. NC State, 1972

Opponents—80 by Syracuse, 2003

MOST TURNOVERS IN A WIN

Carolina—8 vs. Virginia, 1939 (19-0)

Opponents—6 by Michigan, 1965 (31-24) and by Florida State, 1985 (20-10)

MOST PENALTIES AGAINST

Carolina—15 vs. Virginia Tech, 2012

Opponents—16 by Arizona State, 2003; by Florida State, 2009

MOST YARDS PENALIZED

Carolina—135 vs. Maryland, 1953

Opponents—153 by Arizona State, 2003

FEWEST PENALTIES

Carolina—0 vs. Georgia, 1931; vs. Wake Forest, 1944; vs. Wake Forest, 1969

Opponents—0 by Clemson, 1961 and by Bowling Green, 1982

2016 FOOTBALL

CAROLINA



2015 IN REVIEW

2015 REVIEW

NORTH CAROLINA

Record: 11-3 overall (8-0 ACC, 1st Coastal)
Head Coach: Larry Fedora
 (Austin College '85)
Twitter: @CoachFedora
Fedora's Overall Record: 66-39, eight seasons
Fedora's Record at UNC: 32-20, four seasons

UNC SOCIAL MEDIA HUB

Twitter: @TarHeelFootball
Instagram: TarHeelFootball
Facebook: www.facebook.com/tarheels
YouTube:
 www.youtube.com/UNCTarHeelsAthletics

2015 ACC STANDINGS

COASTAL DIVISION

School	Conf.	Pct.	Overall	Pct.
North Carolina	8-0	1.00	11-3	.786
Pitt	6-2	.750	8-5	.615
Miami	5-3	.625	8-5	.615
Duke	4-4	.500	8-5	.615
Virginia Tech	4-4	.500	7-6	.539
Virginia	3-5	.375	4-8	.333
Georgia Tech	1-7	.125	3-9	.250

ATLANTIC DIVISION

School	Conf.	Pct.	Overall	Pct.
Clemson	8-0	.750	14-1	.933
Florida State	6-2	.750	10-3	.769
Louisville	5-3	.625	8-5	.615
NC State	3-5	.375	7-6	.539
Syracuse	2-6	.333	4-8	.333
Wake Forest	1-7	.125	3-9	.250
Boston College	0-8	.000	3-9	.250

ACC Awards:

- OG Landon Turner 1st Team (media/coaches)
- TB Elijah Hood 1st Team (media), 2nd Team (coaches)
- WR Mack Hollins 2nd Team (media), 3rd Team (coaches)
- OT Jon Heck 2nd Team (media/coaches)
- OG Caleb Peterson 2nd Team (media/coaches)
- QB Marquise Williams 2nd Team (media/coaches)
- SP Ryan Switzer 2nd Team (media), 1st Team (coaches)
- WR Ryan Switzer 3rd Team (media/coaches)
- CB M.J. Stewart 2nd Team (media)
- WR Quinshad Davis 3rd Team (media)
- C Lucas Crowley 3rd Team (media/coaches)
- DT Nazair Jones 3rd Team (media)
- LB Shakeel Rashad 3rd Team (media/coaches)
- CB Des Lawrence 2nd Team (media/coaches)
- PK Nick Weiler 3rd Team (coaches)
- LB Jeff Schoettmer 3rd Team (coaches)

First-Team All-America:

- OG Landon Turner, SP Ryan Switzer

Coaching Accolades:

- Larry Fedora, FCA Coach of the Year; Bear Bryant National Coach of the Year finalist

Milestones:

North Carolina set 62 team (23) and individual (39) records in 2015, including most consecutive wins in a season (11)

2015 COASTAL DIVISION CHAMPIONS



QUICK HITS

- 🏈 Carolina set 62 records in 2015, including 23 team records and 39 individual marks.
- 🏈 Marquise Williams finished his career third all-time at UNC with 35 rushing scores and 11th in rushing with 2,458 yards. He is just the fifth quarterback in ACC history with 2,000 career rushing yards.
- 🏈 Williams was responsible for a school-record 99 career touchdowns, which ranks third in ACC history. Williams rushed for 35 scores (UNC record for QB), passed for 61 and had three receiving TDs. Only Tajh Boyd (133) of Clemson and Philip Rivers (112) of NCSU have been responsible for more in the ACC.
- 🏈 Williams set the UNC career record with 10,423 yards of total offense, which ranks fourth in ACC history.
- 🏈 Tailback Elijah Hood finished the season with 17 rushing touchdowns, which ranked second in the league and was the third-highest single-season total in school history. He was third in the ACC with 104.5 rushing yards per game and became the 16th 1,000-yard rusher in school history (1,463).
- 🏈 Carolina led the ACC and ranked ninth in the country in passes defended (62 pass breakups, 17 interceptions).
- 🏈 Cornerback M.J. Stewart led the ACC in passes defended per game (1.50 per game, 14 PBUs, 4 INTs in 12 games) and cornerback Des Lawrence ranked fourth with 1.14 per game (14 PBUs, 2 INTs)
- 🏈 Eleven Tar Heels on the 2015 team made 20-or-more career starts. Quinshad Davis led the way with 47, followed by OG Landon Turner (42), OT Jon Heck (38), LB Jeff Schoettmer (38) and OG Caleb Peterson (37).
- 🏈 Carolina ranked ninth in the country in scoring offense (40.7).
- 🏈 Carolina was one of just 12 teams in the country to average more than 200 yards per game rushing (224.4) and 250 passing (262.5).
- 🏈 All-America guard Landon Turner started 42 games in his standout career and graded out at 90 percent or higher in 11 of 14 games in 2015.
- 🏈 Place-kicker Nick Weiler made 20 of 23 field goal attempts, including four from 46 yards-or-longer. Weiler set the single-season school record with 127 points, one better than Don McCauley who had 126 in 1970.

HONOR ROLL

LUCAS CROWLEY, center

- Third-Team All-ACC (ACSMAs & Coaches)

QUINSHAD DAVIS, wide receiver

- Third-Team All-ACC (ACSMAs)
- Honorable-Mention All-ACC (Coaches)

JUNIOR GNONKONDE, defensive lineman

- ACC Def. Lineman of the Week - Oct. 17 (WF)

JON HECK, offensive tackle

- Second-Team All-ACC (ACSMAs & Coaches)

ELIJAH HOOD, tailback

- First-Team All-ACC (ACSMAs)
- Second-Team All-ACC (Coaches)
- ACC Off. Back of the Week - Nov. 28 (NC State)

MACK HOLLINS, wide receiver

- Second-Team All-ACC (ACSMAs)
- Third-Team All-ACC (Coaches)
- ACC Receiver of the Week - Sept. 26 (Delaware)

NAZAIR JONES, defensive tackle

- Third-Team All-ACC (ACSMAs)

DES LAWRENCE, cornerback

- Second-Team All-ACC (Coaches)
- Third-Team All-ACC (ACSMAs)

DONNIE MILES, safety

- Honorable-Mention All-ACC (ACSMAs)

CALEB PETERSON, offensive guard

- Second-Team All-ACC (ACSMAs & Coaches)
- ACC Off. Lineman of the Week - Oct. 3 (Ga. Tech)

SHAKEEL RASHAD, linebacker

- Third-Team All-ACC (ACSMAs & Coaches)
- ACC Linebacker of the Week - Sept. 12 (NC A&T)

JEFF SCHOETTNER, linebacker

- Third-Team All-ACC (Coaches)
- Honorable-Mention All-ACC (ACSMAs)

M.J. STEWART, cornerback

- Second-Team All-ACC (ACSMAs)
- Honorable-Mention All-ACC (Coaches)

RYAN SWITZER, wide receiver

- First-Team All-America (AFCA) - all-purpose
- First-Team All-ACC (Coaches) - specialist
- Second-Team All-ACC (ACSMAs) - specialist
- Third-Team All-ACC (ACSMAs & Coaches) - wide receiver
- ACC Specialist of the Week - Sept. 19 (Illinois)
- ACC Specialist of the Week - Nov. 14 (Miami)

MITCH TRUBISKY, quarterback

- ACC Off. Back of the Week - Sept. 26 (Delaware)

LANDON TURNER, offensive guard

- First-Team All-America (AP)
- Second-Team All-America (FWAA, CBSsports.com)
- First-Team All-ACC (ACSMAs & Coaches)
- ACC Off. Lineman of the Week - Sept. 3 (So Carolina)
- ACC Off. Lineman of the Week - Sept. 19 (Illinois)
- ACC Off. Lineman of the Week - Oct. 24 (Virginia)
- ACC Off. Lineman of the Week - Nov. 14 (Miami)

NICK WEILER, place-kicker

- Third-Team All-ACC (Coaches)
- Honorable-Mention All-ACC (ACSMAs)

MARQUISE WILLIAMS, quarterback

- Second-Team All-ACC (ACSMAs & Coaches)
- ACC Off. Back of the Week - Oct. 3 (Georgia Tech)
- ACC Off. Back of the Week - Nov. 7 (Duke)
- Davey O'Brien Award QB of Week (Duke)



2015 IN REVIEW

Led by captains Landon Turner, Marquise Williams, Jeff Schoettner, Shakeel Rashad and Mack Hollins, the Tar Heels had a season to remember in 2015, winning 11 games, capturing the ACC's Coastal Division crown with a perfect 8-0 record, and going undefeated at Kenan Stadium.

Head Coach Larry Fedora guided the Tar Heels to a final showing at No. 15 in the final top 25 polls – UNC's highest finish since the 1997 season. Carolina made its first appearance in the ACC Championship Game, swept its in-state opponents, and set more than 60 team and individual records in 2015.

11-WIN SEASON

Carolina matched the school record for wins with 11 in 2015. It was just the fourth time in program history that the Tar Heels had won 11 games. The other times came in 1997, 1980 and 1972. Carolina won 11 consecutive games in the same season for the first time ever. The only winning streak longer at UNC was a 14-game streak that began in 1898 and carried over to 1899. UNC won all nine games in 1898 and then started with five consecutive wins in 1899 before a tie with North Carolina A&M. This is the eighth time Carolina has posted double digit wins in a season.

The 11-game win streak started after losing the season opener to South Carolina. The streak came to an end when Clemson beat UNC, 45-37 in the ACC Championship Game. The Tar Heels were the only team in the country to lose its first game and then win 11 consecutive.

ACC RECORD

North Carolina finished 8-0 in ACC play for the first time ever and was undefeated in league play for the first time since 1980 when the Tar Heels won all six league games. The Tar Heels clinched a spot in the ACC Championship Game with a 30-27 overtime victory at Virginia Tech on Nov. 21. Carolina closed out the regular season with a 45-34 win over NC State and then lost to No. 1 Clemson in the conference title game.

UNDEFEATED AT HOME

Carolina finished the season 7-0 at home and became just the eighth UNC team to be undefeated at Kenan Stadium. Carolina's first season at Kenan was 1927. The 1980 team and the 2015 teams are the only teams at UNC to be 7-0 at home. **Undefeated Teams At Kenan (7):** 2015 (7-0); 1996 (5-0); 1980 (7-0); 1974 (6-0); 1972 (6-0); 1939 (5-0); 1935 (4-0); 1927 (2-0).

IN THE RANKINGS

North Carolina finished No. 15 in both the Associated Press Top 25 and USA Today Coaches Top 25 polls. That is Carolina's highest finish since finishing No. 4 in the Coaches poll and No. 6 in the AP poll in 1997. The Tar Heels were No. 10 in the final College Football Playoff poll, which was released after the ACC Championship Game.

STATISTICAL NOTES/RECAP

■ Carolina finished No. 9 in the nation in scoring offense with a school-record-setting 40.7 points per game. It is the second time the Tar Heels have finished in the Top 10 in scoring offense under head coach Larry Fedora. In 2012, UNC was eighth in the nation at 40.6 points per game.

Prior to 2012, Carolina had never averaged more than 40 points per game.

■ Carolina finished 18th nationally with 224.4 rushing yards per game in 2015. That is the highest average per game on the ground at UNC since 1994 (226.9). Over the last four seasons, Carolina has averaged 180.2 rushing yards per game. That is the highest four-year average since the 1992-95 seasons when Mack Brown's Tar Heels posted a 214.4 average.

■ Carolina had the nation's most improved rushing game in 2015, averaging 1.99 more yards per carry than it did a year ago. In 2015, the Tar Heels averaged 5.96 yards per rush and in 2014 they averaged 3.44 per attempt.

■ UNC also significantly improved in rushing yards per game, going from an average of 151.38 on the ground in 2014 to 224.43 in 2015. That is the eighth-biggest improvement in the country.

■ Carolina finished 18th in the country with 486.9 yards of total offense per game in 2015. For the first time in school history, Carolina has averaged more than 425 yards per game in four consecutive seasons. Fedora's 2015 squad set the school record for yards per game, narrowly surpassing his 2012 team that averaged 485.6 per game.

■ Carolina allowed 14.5 fewer points per game in 2015 than it did in 2014. The Tar Heels were the nation's most improved defense in terms of points per game allowed of all Power 5 programs. Only Georgia State (15.0) had a larger difference from one season to the next.

■ Carolina allowed just five punt returns in 2015, the fewest in the country, and opponents only averaged 3.1 yards per return, good for seventh nationally. Since 2011, Carolina has allowed a total of 54 punt returns (5 in 2015, 14 in 2014, 18 in 2013, 17 in 2012). In the four years prior to Fedora's arrival in Chapel Hill, Carolina opponents had 97 punt returns (16 in 2011, 30 in 2010, 28 in 2009, 23 in 2008).

■ Carolina had the most improved pass defense in the country in 2015 in both efficiency and yards per pass attempt. Carolina's pass efficiency defensive rating in 2014 was 150.35, which ranked 117th in the country. In 2015, the Tar Heels improved to 109.78, which was 12th nationally. The Tar Heels improved their pass defense by 2.4 yards per pass attempt compared to the previous season. In 2014, Carolina allowed 8.5 yards per pass attempt and this season decreased that average to 6.1 per pass play.

■ Carolina was the fifth-most improved team in the country in passing yards allowed per game. UNC allowed 68.8 yards fewer than it did in 2014. The only schools to show greater improvement were California, Washington State, Oklahoma and Eastern Michigan.

■ Carolina has averaged more than 21 first downs per game every year since 2012. Prior to 2012, Carolina had not averaged 20 first downs per game since the 1995 season.

■ Offensively, Carolina led the ACC in scoring (40.7 ppg), passing efficiency (159.4 rating) and third-down conversions (48.8 percent). UNC was second in rushing offense (224.4 ypg), total offense (486.9 ypg), first downs (23.9/gm) and sacks against (1.14/gm).

■ Defensively, Carolina was first in interceptions (17), third in pass defense (187.7 ypg), third in pass efficiency defense (109.8 rating), third in red zone defense, third in turnover margin (+.50) and fifth in scoring defense (24.5 ppg).

■ On special teams, Carolina was first in field goal percentage (.870), second in kickoff coverage (41.4 net) and third in punt return average (13.2 ypg).

■ Carolina set 62 records in 2015, including 23 team records and 39 individual marks.

■ Carolina scored a single-season

school record 40 rushing touchdowns, which is one more than the previous mark of 39 set in 1993.

■ Carolina scored in 32 of the last 35 quarters to close out the 2015 season. UNC had scored in 20 consecutive quarters until Virginia Tech held the Tar Heels scoreless in the second quarter.

■ Carolina led the country with 7.28 yards per play. Baylor was second at 7.26. The Tar Heels' running game averaged 5.96 yards per carry, which ranked third nationally.

■ Carolina led by double digits in all 11 wins in 2015.

■ The only teams to post 59-plus points against consecutive bowl-eligible Power 5/automatic qualifier foes in last 10 years are Carolina in 2015 and Oklahoma in 2008. Carolina recorded a 66-31 win over Duke and the next week had a 59-21 win over Miami.

■ Carolina ranked second in the ACC and 19th nationally in the fewest sacks allowed.

■ Carolina has allowed just 58 tackles for loss, which ranked ninth nationally.

■ Thirteen Tar Heels scored at least one touchdown, led by tailback Elijah Hood with 17.

■ Carolina was 12th in the country in passing efficiency with a 159.12 rating. UNC quarterbacks converted 63.8 percent of their pass attempts, which ranked 20th nationally. QB Mitch Trubisky set a single-game school record for pass efficiency rating at 282.04 against Delaware. The previous Tar Heel record was 263.48 by Jason Stanicek vs. Maryland in 1993.

■ Carolina tied the UNC single-game mark for most points in quarter with 35 in the first quarter vs. NC State. That matched the previous record accomplished at Duke (2nd) in 2000 and vs. Old Dominion (2nd) in 2013.

■ Carolina set an ACC record with a combined 125 points in league games vs. Duke and Miami. The previous record of 122 was set by Florida State in 1995. The previous UNC record of 118 points was set in 1914 when the Tar Heels won 65-0 vs. Virginia Medical and then posted a 53-0 win over Wake Forest. Carolina beat Duke 66-31 and Miami, 59-21.

■ Carolina scored 50 or more points a UNC-record four times this season (53 vs. North Carolina A&T, 50 vs. Wake Forest, 66 vs. Duke and 59 vs. Miami). The Tar Heels had three 50-point games in 1970 and 2012. Fedora's teams have scored 50 or more nine times in his four seasons as UNC's head coach.

DECEMBER GRADUATES

Ten Tar Heels graduated Saturday, Dec. 12, in a ceremony at the Dean E. Smith Center. The December graduates include LB Alex Bales, OL Myers Colvin, DE/FT Ian Dibble, TB Romar Morris, LB Shakeel Rashad, LB Jeff Schoettmer, S Sam Smiley, DT Justin Thomason, OG Landon Turner and QB Marquise Williams.



2015 STATISTICS

RECORD:	OVERALL	HOME	AWAY	NEUTRAL	RUSHING	GP	ATT	GAIN	LOSS	NET	AVG	TD	LONG	AVG/G
ALL GAMES	(11-3)	(7-0)	(4-0)	(0-3)	Elijah Hood	14	219	1488	25	1463	6.7	17	67	104.5
CONFERENCE	(8-0)	(4-0)	(4-0)	(0-0)	Marquise Williams	14	158	1083	135	948	6.0	13	46	67.7
NON-CONFERENCE	(3-3)	(3-0)	(0-0)	(0-3)	T.J. Logan	14	66	416	16	400	6.1	5	42	28.6

DATE	OPPONENT	W/L	SCORE	ATTENDANCE
Sep 03, 2015	vs. South Carolina	L	13-17	51664
Sep 12, 2015	NORTH CAROLINA A&T	W	53-14	44000
Sep 19, 2015	ILLINOIS	W	48-14	41000
Sep 26, 2015	DELAWARE	W	41-14	39000
Oct 03, 2015	at Georgia Tech*	W	38-31	50585
Oct 17, 2015	WAKE FOREST*	W	50-14	50500
Oct 24, 2015	VIRGINIA*	W	26-13	52000
Oct 29, 2015	at #23 Pittsburgh*	W	26-19	43049
Nov 07, 2015	DUKE*	W	66-31	60000
Nov 14, 2015	MIAMI*	W	59-21	61000
Nov 21, 2015	at Virginia Tech*	WOT	30-27	65632
Nov 28, 2015	at NC State*	W	45-34	57600
Dec 05, 2015	vs. #1 Clemson	L	37-45	74514
Dec 29, 2015	vs. #17 Baylor	L	38-49	40418

*ACC Regular Season Game

TEAM STATISTICS

Points Per Game	40.7	24.5
Points Off Turnovers	111	64
FIRST DOWNS	335	344
Rushing	146	184
Passing	158	134
Penalty	31	26
RUSHING YARDAGE	3142	3463
Yards gained rushing	3367	3718
Yards lost rushing	225	255
Rushing Attempts	527	675
Average Per Rush	6.0	5.1
Average Per Game	224.4	247.4
TDs Rushing	40	28
PASSING YARDAGE	3675	2640
Comp-Att-Int	261-409-10	237-435-17
Average Per Pass	9.0	6.1
Average Per Catch	14.1	11.1
Average Per Game	262.5	188.6
TDs Passing	31	16
TOTAL OFFENSE	6817	6103
Total Plays	936	1110
Average Per Play	7.3	5.5
Average Per Game	486.9	435.9
KICK RETURNS: #-Yards	32-663	43-822
PUNT RETURNS: #-Yards	23-303	5-44
INT RETURNS: #-Yards	17-204	10-56
KICK RETURN AVERAGE	20.7	19.1
PUNT RETURN AVERAGE	13.2	8.8
INT RETURN AVERAGE	12.0	5.6
FUMBLES-LOST	27-9	18-9
PENALTIES-Yards	80-650	101-883
Average Per Game	46.4	63.1
PUNTS-Yards	45-1718	63-2553
Average Per Punt	38.2	40.5
Net punt average	35.9	34.1
KICKOFFS-Yards	103-6463	65-3960
Average Per Kick	62.7	60.9
Net kick average	41.4	38.4
TIME OF POSSESSION/Game	25:16	34:44
3RD-DOWN Conversions	80/164	99/224
3rd-Down Pct	49%	44%
4TH-DOWN Conversions	7/12	24/37
4th-Down Pct	58%	65%
SACKS BY-Yards	23-132	16-112
MISC YARDS	43	0
TOUCHDOWNS SCORED	73	44
FIELD GOALS-ATTEMPTS	20-23	12-22
ON-SIDE KICKS	0-3	0-4
RED-ZONE SCORES	(64-72) 89%	(46-58) 79%
RED-ZONE TOUCHDOWNS	(48-72) 67%	(36-58) 62%
PAT-ATTEMPTS	(68-68) 100%	(41-42) 98%
ATTENDANCE	347500	216866
Games/Avg Per Game	7/49643	4/54216
Neutral Site Games		3/55532

Score by quarters	1st	2nd	3rd	4th	OT	Total
North Carolina	142	160	127	135	6	570
Opponents	65	86	96	93	3	343

RUSHING	GP	ATT	GAIN	LOSS	NET	AVG	TD	LONG	AVG/G
Elijah Hood	14	219	1488	25	1463	6.7	17	67	104.5
Marquise Williams	14	158	1083	135	948	6.0	13	46	67.7
T.J. Logan	14	66	416	16	400	6.1	5	42	28.6
Mitch Trubisky	9	16	117	16	101	6.3	3	35	11.2
Romar Morris	14	10	64	0	64	6.4	1	15	4.6
Ty'Son Williams	6	19	60	3	57	3.0	0	8	9.5
Caleb Henderson	2	5	53	0	53	10.6	0	21	26.5
Khrist Francis	13	11	38	1	37	3.4	0	16	2.8
Charles Brunson	13	9	30	5	25	2.8	1	11	1.9
Ryan Switzer	14	3	14	8	6	2.0	0	13	0.4
Austin Proehl	12	1	4	0	4	4.0	0	4	0.3
TEAM	7	10	0	16	-16	-1.6	0	0	-2.3
Total	14	527	3367	225	3142	6.0	40	67	224.4
Opponents	14	675	3718	255	3463	5.1	28	80	247.4

PASSING	GP	EFFIC	COMP-ATT-INT	PCT	YDS	TD	LG	AVG/G
Marquise Williams	14	150.21	219-357-10	61.3	3072	24	89	219.4
Mitch Trubisky	9	226.43	40-47-0	85.1	555	6	64	61.7
Ryan Switzer	14	96.20	1-2-0	50.0	11	0	11	0.8
Quinshad Davis	14	740.80	1-1-0	100.0	37	1	37	2.6
Joey Mangili	14	0.00	0-1-0	0.0	0	0	0	0.0
Caleb Henderson	2	0.00	0-1-0	0.0	0	0	0	0.0
Total	14	159.41	261-409-10	63.8	3675	31	89	262.5
Opponents	14	109.78	237-435-17	54.5	2640	16	64	188.6

RECEIVING	GP	NO.	YDS	AVG	TD	LG	AVG/G
Ryan Switzer	14	55	697	12.7	6	89	49.8
Quinshad Davis	14	55	638	11.6	4	40	45.6
Mack Hollins	14	30	745	24.8	8	74	53.2
Bug Howard	14	29	488	16.8	4	49	34.9
Brandon Fritts	14	16	203	12.7	4	36	14.5
Elijah Hood	14	13	71	5.5	0	14	5.1
Austin Proehl	12	12	225	18.8	1	61	18.8
Kendrick Singleton	14	12	142	11.8	2	47	10.1
T.J. Logan	14	11	151	13.7	1	49	10.8
Romar Morris	14	9	54	6.0	0	20	3.9
Damien Washington	14	8	115	14.4	0	27	8.2
Jordan Feuilletteau	6	6	100	16.7	0	47	16.7
Dalton Stogner	6	2	9	4.5	0	6	1.5
Marquise Williams	14	1	37	37.0	1	37	2.6
Charles Brunson	13	1	0	0.0	0	0	0.0
Ty'Son Williams	6	1	0	0.0	0	0	0.0
Total	14	261	3675	14.1	31	89	262.5
Opponents	14	237	2640	11.1	16	64	188.6

PUNT RETURNS	NO.	YDS	AVG	TD	LG
Ryan Switzer	22	302	13.7	2	85
Bug Howard	1	1	1.0	0	0
Total	23	303	13.2	2	85
Opponents	5	44	8.8	0	27

INTERCEPTIONS	NO.	YDS	AVG	TD	LG
M.J. Stewart	4	21	5.2	0	15
Des Lawrence	2	21	10.5	0	21
Jeff Schoettmer	2	63	31.5	0	60
Dominique Green	2	20	10.0	0	12
Shakeel Rashad	2	5	2.5	0	5
Malik Simmons	2	5	2.5	0	5
Nazair Jones	1	0	0.0	0	0
Sam Smiley	1	41	41.0	0	41
Andre Smith	1	28	28.0	0	28
Total	17	204	12.0	0	60
Opponents	10	56	5.6	0	24

KICK RETURNS	NO.	YDS	AVG	TD	LG
T.J. Logan	21	492	23.4	0	39
Mike Hughes	3	106	35.3	0	43
Dan Mastromatteo	3	6	2.0	0	3
Quinshad Davis	1	3	3.0	0	3
Bug Howard	1	17	17.0	0	17
Khrist Francis	1	19	19.0	0	19
Ryan Switzer	1	8	8.0	0	8
Romar Morris	1	12	12.0	0	12
Total	32	663	20.7	0	43
Opponents	43	822	19.1	0	42

FUMBLE RETURNS	NO.	YDS	AVG	TD	LG
Junior Gnonkonde	1	20	20.0	0	20
Sam Smiley	1	52	52.0	0	52
Total	2	72	36.0	0	52
Opponents	1	21	21.0	0	21

2015 STATISTICS

CAROLINA FOOTBALL 2015 IN REVIEW

SCORING	TD	FG	PAT KICK	PAT RUSH	PAT RCV	PAT PASS	DXP	SAF	PTS
Nick Weiler	0	20-23	67-67	0-0	0	0-0	0	0	127
Elijah Hood	17	0-0	0-0	0-0	0	0-0	0	0	102
Marquise Williams	14	0-0	0-0	0-0	0	0-0	0	0	84
Mack Hollins	8	0-0	0-0	0-0	0	0-0	0	0	48
Ryan Switzer	8	0-0	0-0	0-0	0	0-0	0	0	48
T.J. Logan	6	0-0	0-0	0-0	0	0-0	0	0	36
Brandon Fritts	4	0-0	0-0	0-0	1	0-0	0	0	26
Quinshad Davis	4	0-0	0-0	0-0	0	0-0	0	0	24
Bug Howard	4	0-0	0-0	0-0	0	0-0	0	0	24
Mitch Trubisky	3	0-0	0-0	0-0	0	0-0	0	0	18
Kendrick Singleton	2	0-0	0-0	0-0	0	0-0	0	0	12
Austin Proehl	1	0-0	0-0	0-0	0	0-0	0	0	6
Charles Brunson	1	0-0	0-0	0-0	0	0-0	0	0	6
Romar Morris	1	0-0	0-0	0-0	0	0-0	0	0	6
Caleb Samuel	0	0-0	0-0	0-0	1	0-0	0	0	2
Freeman Jones	0	0-0	1-1	0-0	0	0-0	0	0	1
Joey Mangili	0	0-0	0-0	0-0	0	2-4	0	0	0
Total	73	20-23	68-68	0-0	2	2-4	0	0	570
Opponents	44	12-22	41-42	0-1	1	1-1	0	0	343

FIELD GOALS	MADE-ATT	PCT	01-19	20-29	30-39	40-49	50-99	LONG	BLKD
Nick Weiler	20-23	87.0	0-0	5-5	11-12	4-6	0-0	48	0

FG SEQUENCE	North Carolina	Opponents
South Carolina	(47),(38)	(25),57
North Carolina A&T	(48)	-
Illinois	(48),(32)	57,45
Delaware	34,(46),(26)	-
Georgia Tech	(37),47	(37)
Wake Forest	-	47,51
Virginia	(29),(37)	(35),(26)
Pittsburgh	(25),(31),(39),(32)	(44),53,(29)
Duke	(35)	(22)
Miami	(25)	32
Virginia Tech	(20)	46,(32),(41)
NC State	49,(38)	(25),(34)
Clemson	(30)	47,(27)
Baylor	(32)	37

Numbers in (parentheses) indicate field goal was made.

TOTAL OFFENSE	G	PLAYS	RUSH	PASS	TOTAL	AVG/G
Marquise Williams	14	515	948	3072	4020	287.1
Elijah Hood	14	219	1463	0	1463	104.5
Mitch Trubisky	9	63	101	555	656	72.9
T.J. Logan	14	66	400	0	400	28.6
Romar Morris	14	10	64	0	64	4.6
Ty'Son Williams	6	19	57	0	57	9.5
Caleb Henderson	2	6	53	0	53	26.5
Quinshad Davis	14	1	0	37	37	2.6
Khrris Francis	13	11	37	0	37	2.8
Charles Brunson	13	9	25	0	25	1.9
Ryan Switzer	14	5	6	11	17	1.2
Austin Proehl	12	1	4	0	4	0.3
TEAM	7	10	-16	0	-16	-2.3
Total	14	936	3142	3675	6817	486.9
Opponents	14	1110	3463	2640	6103	435.9

PUNTING	NO.	YDS	AVG	LG	TB	FC	I20	50+	BLK
Joey Mangili	24	978	40.8	51	2	10	6	1	0
Corbin Daly	13	493	37.9	56	1	4	3	2	0
Hunter Lent	6	225	37.5	56	0	1	2	1	0
TEAM	2	22	11.0	22	0	0	0	0	2
Total	45	1718	38.2	56	3	15	11	4	2
Opponents	63	2553	40.5	60	5	15	18	7	1

KICKOFFS	NO.	YDS	AVG	TB	OB	RETN	NET	YDLN
Nick Weiler	103	6463	62.7	55	4			
Total	103	6463	62.7	55	4	822	41.4	23
Opponents	65	3960	60.9	32	1	663	38.4	26

ALL PURPOSE	G	RUSH	RCV	PR	KR	IR	TOTAL	AVG/G
Elijah Hood	14	1463	71	0	0	0	1534	109.6
Ryan Switzer	14	6	697	302	8	0	1056	75.4
T.J. Logan	14	400	151	0	492	0	1043	74.5
Marquise Williams	14	948	37	0	0	0	985	70.4
Mack Hollins	14	0	745	0	0	0	745	53.2
Quinshad Davis	14	0	638	0	3	0	641	45.8
Bug Howard	14	0	488	1	17	0	506	36.1
Austin Proehl	12	4	225	0	0	0	229	19.1
Brandon Fritts	14	0	203	0	0	0	203	14.5
Kendrick Singleton	14	0	142	0	0	0	142	10.1
Romar Morris	14	64	54	0	12	0	130	9.3
Damien Washington	14	0	115	0	0	0	115	8.2
Mike Hughes	12	0	0	0	106	0	106	8.8
Mitch Trubisky	9	101	0	0	0	0	101	11.2
Jordan Fieulleateau	6	0	100	0	0	0	100	16.7
Jeff Schoettmer	14	0	0	0	0	63	63	4.5
Ty'Son Williams	6	57	0	0	0	0	57	9.5
Khrris Francis	13	37	0	0	19	0	56	4.3
Caleb Henderson	2	53	0	0	0	0	53	26.5
Sam Smiley	11	0	0	0	0	41	41	3.7
Andre Smith	14	0	0	0	0	28	28	2.0
Charles Brunson	13	25	0	0	0	0	25	1.9
M.J. Stewart	12	0	0	0	0	21	21	1.8
Des Lawrence	14	0	0	0	0	21	21	1.5
Dominique Green	14	0	0	0	0	20	20	1.4
Dalton Stogner	6	0	9	0	0	0	9	1.5
Dan Mastromatteo	14	0	0	0	6	0	6	0.4
Malik Simmons	12	0	0	0	0	5	5	0.4
Shakeel Rashad	14	0	0	0	0	5	5	0.4
TEAM	7	-16	0	0	0	0	-16	-2.3
Total	14	3142	3675	303	663	204	8030	573.6
Opponents	14	3463	2640	44	822	56	7025	501.8



2015 STATISTICS

DEFENSIVE LEADERS	GP	TACKLES			TFL-YDS	SACKS		PASS DEFENSE			FUMBLES		BLKD	
		SOLO	AST	TOTAL		NO-YDS	INT-YDS	BU	QBH	RCV-YDS	FF	KICK	SAF	
15 Donnie Miles	14	76	52	128	2.0-4	.	.	2	.	.	1	.	.	
42 Shakeel Rashad	14	82	44	126	8.5-40	1.5-8	2-5	2	3	.	3	.	.	
10 Jeff Schoettmer	14	47	50	97	6.5-15	.	2-63	1	3	2-0	1	.	.	
6 M.J. Stewart	12	34	28	62	2.5-12	1.0-6	4-21	14	.	.	1	.	.	
2 Des Lawrence	14	43	16	59	2.5-11	.	2-21	14	1	
56 Andre Smith	14	24	29	53	2.0-12	1.0-11	1-28	1	.	.	1	.	.	
3 Sam Smiley	11	25	23	48	1.0-1	.	1-41	1	.	1-52	.	.	.	
49 Jeremiah Clarke	14	15	29	44	2.0-14	1.0-11	.	.	2	
98 Justin Thomason	14	14	28	42	4.5-10	3.5-9	.	.	1	
26 Dominique Green	14	26	15	41	.	.	2-20	2	.	.	1	.	.	
90 Nazair Jones	10	19	21	40	4.0-8	.	1-0	3	3	2-0	1	.	.	
17 Dajaun Drennon	12	20	19	39	5.0-19	1.5-10	.	1	3	
23 Cayson Collins	12	23	15	38	3.0-11	1-0	1	.	.	
11 Malik Simmons	12	26	8	34	.	.	2-5	7	
44 Junior Gnonkonde	12	18	16	34	7.0-41	3.5-31	.	1	8	2-20	.	.	.	
43 Jessie Rogers	13	20	10	30	2.5-7	1.0-5	.	.	5	
45 Mikey Bart	14	16	13	29	6.5-28	6.5-28	.	.	9	.	1	1	.	
95 Tyler Powell	11	9	14	23	0.5-4	0.5-4	.	.	3	
93 Robert Dinkins	14	5	16	21	1.0-1	1.0-1	.	1	2	1-0	.	.	.	
36 Cole Holcomb	14	9	6	15	
97 Jalen Dalton	9	8	7	15	1.0-1	.	.	2	2	
53 Malik Carney	3	4	8	12	1	
5 Brian Walker	8	9	3	12	1.0-1	.	.	5	
1 Mike Hughes	12	10	1	11	.	.	.	3	
29 J.K. Britt	10	4	4	8	.	.	.	2	
24 Nick Weiler	14	5	1	6	
25 Ayden Bonilla	14	4	2	6	1	.	.	
92 Aaron Crawford	2	1	5	6	
13 Mack Hollins	14	4	2	6	
4 Allen Artis	12	1	4	5	
35 Damien Washington	14	.	4	4	
32 Joe Jackson	1	2	2	4	
3 Ryan Switzer	14	3	.	3	
27 Charles Brunson	13	2	1	3	
8 T.J. Logan	14	2	.	2	
20 Ian Dibble	13	.	2	2	
30 Hunter Crafford	8	1	1	2	
47 Dan Mastromatteo	14	1	1	2	
14 Quinshad Davis	14	1	.	1	1	
84 Bug Howard	14	.	1	1	1	.	
TEAM	7	1	.	1	1.0-8	1.0-8	
37 T.J. Jiles	8	.	1	1	
19 Kedrick Davis	3	1	.	1	1	
91 Jonathan Sugg	1	.	1	1	
71 Jon Heck	14	1	.	1	
1A Khris Francis	13	.	1	1	
7 Austin Proehl	12	1	.	1	
Total	14	617	504	1121	64-248	23-132	17-204	62	47	9-72	12	2	.	
Opponents	14	516	412	928	58.0-222	16-112	10-56	34	39	9-21	16	2	.	

CAROLINA FOOTBALL 2015 IN REVIEW



The Last Time Carolina ...

shut out its opponent: Idaho, 66-0, 2012
 rushed for 300 yards: 374 at NC State, 2015
 rushed for 400 yards: 432 vs. Ohio University, 1993
 rushed for 500 yards: 555 vs. Virginia at Norfolk, 1943
 had less than 25 rushes: 24 at Georgia Tech, 2013
 had less than 50 yards rushing: 30 vs. NC State, 2014
 had less than 100 yards rushing: 30 vs. NC State, 2014
 attempted less than 10 passes: 9 vs. Southern California, 1993
 attempted 40 passes: 40 vs. Duke, 2015
 attempted 50 passes: 53 at NC State, 2003
 completed less than five passes: 4 vs. Ohio University, 1993; 4 vs. San Diego State, 1998 (Las Vegas Bowl)
 completed 25 passes: 28 vs. Duke, 2015
 completed 30 passes: 32 vs. Rutgers, 2014
 had less than 50 yards passing: 42 vs. Maryland, 2000
 passed for 300 yards: 537 vs. Duke, 2015
 passed for 400 yards: 537 vs. Duke, 2015
 passed for 500 yards: 537 vs. Duke, 2015 (UNC record)
 had less than 100 yards of total offense: 73 vs. Florida State, 1997
 had less than 200 yards of total offense: 165 vs. NC State, 2011
 had 500 yards of total offense: 553 at NC State, 2015
 had 600 yards of total offense: 704 vs. Duke, 2015
 had 700 yards of total offense: 704 vs. Duke, 2015
 had less than 10 first downs: 9 vs. Virginia, 2009
 had 30 first downs: 30 vs. Miami, 2015
 did not punt: vs. Delaware, 2015
 punted 10 times: 12 at Texas, 2001
 had nine turnovers: vs. Miami (Ohio), 2002
 had four turnovers: 4 vs. Liberty, 2014
 lost six fumbles: vs. Miami (Ohio), 2002
 threw five interceptions: 5 at Clemson, 1995
 was not penalized: vs. Wake Forest, 1969
 was penalized 10 times: 10 vs. Virginia Tech, 2014
 accumulated 100 yards of penalties: 130 vs. Clemson, 2014
 scored 50 points: 59 vs. Miami, 2015
 scored 60 points: 66 vs. Duke, 2015
 scored 80 points: 80 vs. Old Dominion, 2013 (UNC record)
 trailed after three quarters, but rallied to win: Trained at Georgia Tech 28-24 but rallied to win 38-31, in 2015
 came from 10 points behind on the road to win: Trained at Georgia Tech, 21-0, and rallied to win 38-31, in 2015
 had possession time of 40 minutes: 41:28 vs. Maryland, 1996
 scored four touchdowns in a quarter: 5 at NC State, 2015 (1st)
 ran 90 plays in a game: 93 vs. Liberty, 2014
 did not fumble: vs. Duke, 2015
 did not fumble and the opponent did not fumble: vs. Illinois, 2015
 had back-to-back games without a fumble: at Georgia Tech & vs. East Carolina, 2013
 recovered an onside kick: vs. Rutgers, 2014
 recovered two onside kicks: vs. Rutgers, 2014

The Last Time A Tar Heel ...

had 25 carries in a game: 27 by Giovani Bernard vs. Maryland, 2012
 had 30 carries in a game: 30 by Giovani Bernard vs. Duke, 2011
 ran for 100 yards: 118 by Elijah Hood against Baylor, 2015
 ran for 150 yards: 220 by Elijah Hood at NC State, 2015
 ran for 200 yards: 220 by Elijah Hood at NC State, 2015
 had a 50-yard scoring run: 63 by T.J. Logan vs. Old Dominion, 2013
 had a 50-yard non-scoring run: 67 by Elijah Hood against Baylor, 2015
 had a 75-yard scoring run: 76 by Johnny White at Miami, 2010
 had an 80-yard scoring run: 90 by Curtis Johnson vs. Maryland, 1993
 had two players gain 100 yards rushing: Elijah Hood (220) and T.J. Logan (100) at NC State, 2015
 quarterback rushed for 100 yards: 101 by Marquise Williams vs. Miami, 2015
 wide receiver rushed for 100 yards: 106 by Brandon Tate vs. McNeese State, 2008
 rushed and passed for 100 yards: Marquise Williams vs. Miami, 2015 (105 passing, 101 rushing)
 attempted 40 passes: 40 by Marquise Williams vs. Pittsburgh, 2014
 attempted 45 passes: 47 by Marquise Williams vs. Georgia Tech, 2014
 completed 25 passes: 25 by Marquise Williams vs. Rutgers, 2014
 completed 30 passes: 38 by Marquise Williams vs. Georgia Tech, 2014 (UNC Record)
 passed for 300 yards: 494 by Marquise Williams vs. Duke, 2015
 passed for 400 yards: 494 by Marquise Williams vs. Duke, 2015 (UNC Record)
 threw three scoring passes: 3 by Marquise Williams vs. Clemson, 2015
 threw four scoring passes: 4 by Marquise Williams vs. Duke, 2015
 threw five scoring passes: 5 by Marquise Williams vs. Old Dominion, 2013 (ties UNC record)

player threw a 75-yard TD pass: 89 by Marquise Williams to Ryan Switzer vs. Duke, 2015
 quarterback came off the bench to lead team to win: Cameron Sexton at Miami, 2008, replaced starter Mike Paulus
 had 50 plays, running and passing: 53 by Marquise Williams against Baylor, 2015 (36 pass attempts, 17 rushes)
 caught 10 passes: 16 by Quinshad Davis at Virginia, 2012
 caught 15 passes: 16 by Quinshad Davis at Virginia, 2012
 had 100 yards receiving: 165 by Mack Hollins and 107 by Ryan Switzer vs. Duke, 2015
 had 150 yards receiving: 165 by Mack Hollins vs. Duke, 2015
 had 200 yards receiving: 233 by Dwight Jones at Florida State, 2010
 had two players gain 100 yards receiving: Mack Hollins (165) & Ryan Switzer (107) vs. Duke, 2015
 had 300 yards of total offense: 324 by Marquise Williams against Baylor, 2015
 had 400 yards of total offense: 524 by Marquise Williams vs. Duke, 2015
 had 500 yards of total offense: 524 by Marquise Williams vs. Duke, 2015
 scored three touchdowns: 3 by Elijah Hood vs. Duke, 2015
 scored four touchdowns: 4 by Hakeem Nicks vs. Boston College, 2008
 scored three touchdowns of 25 yards or more: 3 by Hakeem Nicks vs. Boston College, 2008
 ran for three touchdowns: 3 by Marquise Williams vs. Miami, 2015
 ran for four touchdowns: 4 by Leon Johnson vs. UTEP, 1993
 accounted for five touchdowns: 5 by Marquise Williams against Baylor, 2015
 caught three touchdown passes: 3 by Mack Hollins vs. Wake Forest, 2015
 caught four touchdown passes: 4 by Chesley Borders at Arizona State, 2002 (UNC record)
 caught three touchdown passes in a quarter: 3 by Hakeem Nicks vs. Boston College, 2nd quarter, 2008
 scored a touchdown in the final minute of regulation to win: T.J. Logan, 1-yard run, vs. Pittsburgh, 2014
 a non-quarterback completed a pass: Quinshad Davis to Marquise Williams; Ryan Switzer to Quinshad Davis at Georgia Tech, 2015
 a non-quarterback threw a touchdown pass: Quinshad Davis to Marquise Williams for 37 yards at Georgia Tech, 2015
 a non-quarterback threw a touchdown pass to a quarterback: Quinshad Davis to Marquise Williams for 37 yards at Georgia Tech, 2015
 returned a kickoff for a touchdown: T.J. Logan, 78 yards vs. Cincinnati, 2013
 returned the opening kickoff for a touchdown: Wallace Wright, 90 yards vs. Boston College, 2005
 returned a punt for a touchdown: Ryan Switzer vs. Miami, 78 yards, 2015
 returned two punts for touchdowns: Ryan Switzer at Pittsburgh, 65 yards and 61 yards, 2013
 returned an interception for a touchdown: Jeff Schoettmer for 29 yards at Notre Dame, 2014
 returned a fumble for a touchdown: Tim Scott for 10 yards at Duke, 2014
 recovered a fumble in the end zone for a touchdown: Jason Brown vs. Texas, 2002
 offensive lineman scored a touchdown: Jason Brown vs. Texas, 2002
 blocked a punt: Bug Howard vs. Virginia Tech, 2015
 blocked 2 punts in a game: Bruce Carter vs. Connecticut, 2008
 blocked 3 punts in a game: Bruce Carter vs. Connecticut, 2008
 blocked a punt for a touchdown: Bruce Carter blocked a Desi Cullen punt and Matt Merletti recovered the ball in the end zone for a touchdown vs. Connecticut, 2008
 blocked a field goal: Mikey Bart at Pittsburgh, 2015
 blocked an extra point attempt: Donte Paige-Moss vs. Tennessee, 2010
 had a 60-yard punt: 76 by Tommy Hibbard vs. Boston College, 2013
 had a 70-yard punt: 76 by Tommy Hibbard vs. Boston College, 2013
 had an 80-yard punt: 83 by Scott McAlister at Georgia Tech, 1989
 kicked a 50-yard field goal: Connor Barth, 51 yards vs. Miami, 2007
 kicked six field goals: 6 by Josh McGee vs. Duke, 1999
 kicked a game-winning field goal: Casey Barth, 23 yards, vs. Tennessee, 2010
 scored a two-point conversion: Brandon Fritts pass from Joey Mangili vs. Wake Forest, 2015
 had two interceptions: Malik Simmons vs. Virginia, 2015
 had three interceptions: Dre' Bly vs. Georgia Tech, 1996
 had two interceptions in the fourth quarter: Trimane Goddard at Miami, 2008
 defensive lineman scored a touchdown: tackle Cam Thomas returned a fumble 20 yards for a touchdown at Boston College, 2009
 had 20 or more tackles: 23 by Durell Mapp, at NC State, 2007
 had four sacks: Julius Peppers vs. Virginia, 2000
 scored a safety: sack by Kareem Martin & Brandon Ellerbe in the end zone vs. Cincinnati
 returned a blocked extra point for two points: Lionell Green vs. Wake Forest, 2003 (only time it has happened in school history)
 ran for a touchdown, caught a touchdown, and threw a touchdown pass in the same game: Marquise Williams at Notre Dame, 2014

The Last Time The Opponents ...

shut out UNC: NC State, 13-0, 2011
 rushed for 300 yards: 645 by Baylor, 2015
 rushed for 400 yards: 645 by Baylor, 2015
 rushed for 500 yards: 645 by Baylor, 2015
 rushed for 600 yards: 645 by Baylor, 2015
 had less than 25 rushes: 25 by Virginia Tech, 2012
 had less than 50 yards rushing: 46 by Pittsburgh, 2013
 had less than 100 yards rushing: 99 by Miami, 2015
 attempted less than 10 passes: 4 by Georgia Tech, 2010
 attempted 40 passes: 42 by Clemson, 2015
 attempted 50 passes: 51 by East Carolina, 2014
 completed less than five passes: 4 by Delaware, 2015
 completed 25 passes: 27 by Pittsburgh, 2015
 completed 30 passes: 32 by East Carolina, 2014
 had less than 50 yards passing: 24 by Delaware, 2015
 passed for 300 yards: 326 by Miami, 2015
 passed for 400 yards: 436 by Clemson, 2014
 had less than 100 yards of total offense: 91 by Clemson, 1996
 had less than 200 yards of total offense: 189 by Idaho, 2012
 had 500 yards of total offense: 756 by Baylor, 2015
 had 600 yards of total offense: 756 by Baylor, 2015
 had less than 10 first downs: 9 by Idaho, 2012; 9 by Virginia Tech, 2006
 had 30 first downs: 38 by Baylor, 2015
 did not punt: against Baylor, 2015
 punted 10 times: 10 by Old Dominion, 2013
 had five turnovers: 5 by Virginia, 2015
 had six turnovers: 6 by Liberty, 20014
 had seven turnovers: 7 by Pittsburgh, 1979
 lost five fumbles: 5 by Virginia, 1972
 threw five interceptions: 5 by Virginia, 2010
 was not penalized: at NC State, 1987
 was penalized 10 times: 11 by Baylor, 2015
 accumulated 100 yards of penalties: 117 by Baylor, 2015
 scored 50 points: 50 by Notre Dame, 2014
 scored 60 points: 70 by East Carolina, 2014 (Record against UNC)
 trailed after three quarters, but rallied to win: South Carolina trailed 13-10, but scored one touchdown in the fourth quarter to win 13-17, 2015
 had possession time of 40 minutes: 41:03 by Virginia Tech, 2014
 ran 90 plays: 98 by Clemson, 2015
 ran 100 plays: 102 by Baylor, 2015 (record against UNC)
 did not fumble: NC State, 2015
 scored four touchdowns in a quarter: 4 by East Carolina (2nd), 2014

The Last Time An Opponent ...

had 25 carries in a game: 27 by Devin Chafin of Baylor, 2015
 had 30 carries in a game: 30 by James Conner of Pittsburgh, 2014
 had 35 carries in a game: 35 by Vintavious Cooper of East Carolina, 2013
 ran for at least 100 yards: 299 by Johnny Jefferson and 161 by Devin Chafin of Baylor, 2015
 ran for at least 150 yards: 299 by Johnny Jefferson and 161 by Devin Chafin of Baylor, 2015
 ran for 200 yards: 299 by Johnny Jefferson of Baylor, 2015
 had a 50-yard scoring run: 80 by Johnny Jefferson of Baylor, 2015
 had a 50-yard non-scoring run: 53 by Daniel Hamm of Virginia, 2015
 had a 75-yard scoring run: 80 by Johnny Jefferson of Baylor, 2015
 had a 80-yard scoring run: 80 by Johnny Jefferson of Baylor, 2015
 had an 90-yard scoring run: 90 by Duke Johnson of Miami 2014
 two players gained 100 yards rushing: 299 by Johnny Jefferson and 161 by Devin Chafin of Baylor, 2015
 quarterback rushed for 100 yards: 131 by Deshaun Watson of Clemson, 2015
 rushed and passed for 100 yards: Deshaun Watson of Clemson (131 rushing, 289 passing), 2015
 attempted 40 passes: 42 by Deshaun Watson of Clemson, 2015
 attempted 50 passes: 52 by Mike Glennon of NC State, 2012
 completed 25 passes: 26 by Deshaun Watson of Clemson, 2015
 completed 30 passes: 30 by Shane Carden of East Carolina, 2014
 completed 40 passes: 41 by Dominique Davis of East Carolina, 2011
 passed for 300 yards: 326 by Brad Kaaya of Miami, 2015
 passed for 400 yards: 435 by Deshaun Watson of Clemson 2014
 threw at least three scoring passes: 3 by Deshaun Watson of Clemson, 2015
 threw at least four scoring passes: 6 by Deshaun Watson of Clemson, 2014
 player threw a 75-yard TD pass: 83 yards by Mike Glennon to Tobias Palmer of NC State, 2012
 had 50 plays, running and passing: 66 by Deshaun Watson of Clemson (24 rushing, 42 passing), 2015
 caught 10 passes: 10 by Tyler Boyd of Pittsburgh, 2015
 had 100 yards receiving: 155 by Isaiah Ford of Virginia Tech, 2015
 had 150 yards receiving: 155 by Isaiah Ford of Virginia Tech, 2015
 had 200 yards receiving: 217 by Jerricho Cotchery at NC State, 2003
 had 300 yards of total offense: 420 by Deshaun Watson of Clemson, 2015
 had 400 yards of total offense: 420 by Deshaun Watson of Clemson, 2015
 scored four touchdowns: 4 by James Davis at Clemson, 2006
 ran for four touchdowns: 4 by James Davis at Clemson, 2006
 caught three touchdown passes: 3 by Tielor Robinson at Duke, 2006
 returned a kickoff for a touchdown: DeVon Edwards of Duke, 99 yards, 2013
 returned a punt for a touchdown: T.J. Graham, 87 yards, NC State, 2010
 returned an interception for a TD: Kendall Fuller, 47 yards, Virginia Tech, 2014
 returned a fumble for a touchdown: Jacob Hagen, 27 yards, Liberty, 2014
 recovered a fumble in the end zone for a touchdown: Bryan Ray at Wake Forest (recovered a fumble by Ronald Curry), 2000
 blocked a punt: Quintin Wirginis of Pittsburgh, 2015
 blocked a punt for a touchdown: Alphonso Smith of Wake Forest blocked David Wooldridge's punt and returned it 16 yards for a touchdown, 2006
 blocked a field goal: Artie Burns of Miami, 2013
 blocked a field goal for a touchdown: Artie Burns of Miami blocked a Thomas Moore field goal attempt and Ladarius Gunter returned it 67 yards for a touchdown, 2013
 had a 60-yard punt: 60 by AJ Cole of NC State, 2015
 had a 70-yard punt: 77 by Durant Brooks of Georgia Tech, 2007
 scored a safety: Shaq Lawson of Clemson, 2014
 kicked a 50-yard field goal: 50 by San San Te of Rutgers, 2011
 kicked four field goals: 4 by Niklas Sade of NC State, 2013
 kicked five field goals: 5 by Chris Hazley of Virginia Tech, 2010
 scored a two-point conversion: Chase Hill 8-yard pass from Mike Paulus of William & Mary, 2010
 had two interceptions: 2 by Skai Moore of South Carolina, 2015

GAME-BY-GAME STATISTICS/RED ZONE/DRIVE ANALYSIS

Carolina	Rushing Att/Yds/TD	Passing C-Att-I/Yds/TD	Total Offense Plays-Yds	First Downs Tot/Run-Pass-Pen	Fumbles No.-Lost	Sack By- Yards Lost
vs. South Carolina	33/208/0	19-31-3/232/1	64-440	20/8-11-1	0-0	1-2
North Carolina A&T	44/215/4	20-27-0/248/3	71-463	24/10-14-0	1-0	1-1
Illinois	37/254/2	19-26-1/217/3	63-471	23/10-10-3	0-0	0-0
Delaware	35/191/1	23-33-0/377/4	68-568	29/11-14-4	6-1	0-0
at Georgia Tech	31/231/4	15-26-0/182/1	57-413	21/11-8-2	1-0	0-0
Wake Forest	33/212/4	18-26-2/326/3	59-538	22/10-11-1	0-0	2-26
Virginia	38/196/3	21-26-1/226/0	64-422	24/11-12-1	3-1	2-14
at Pittsburgh	35/174/0	14-23-0/270/2	58-444	17/8-8-1	2-0	5-23
Duke	40/167/5	28-40-0/537/4	80-704	29/9-17-3	0-0	1-5
Miami	46/298/6	16-22-0/189/1	68-487	30/15-10-5	1-0	2-22
at Virginia Tech	47/240/3	13-26-0/205/1	73-445	22/12-9-1	6-3	5-22
at NC State	41/374/4	20-31-1/179-2	72-553	25/14-9-2	3-2	4-17
vs. Clemson	32/142/2	12-35-1/240-3	67-382	21/7-10-4	2-1	0-0
vs. Baylor	36/244/2	22-36-1/243-3	72-487	28/10-15-3	2-1	0-0

Opponents	Rushing Att/Yds/TD	Passing C-Att-I/Yds/TD	Total Offense Plays-Yds	First Downs Tot/Run-Pass-Pen	Fumbles No.-Lost	Sack By- Yards Lost
vs. South Carolina	47/254/1	12-27-0/140/1	74-394	22/15-7-0	2-0	4-17
North Carolina A&T	41/155/1	9-22-2/118/1	63-273	18/10-6-2	1-1	0-0
Illinois	45/227/2	19-38-1/172/0	83-399	22/10-10-2	0-0	0-0
Delaware	49/279/2	4-10-1/24/0	59-303	15/15-0-0	1-0	1-11
at Georgia Tech	59/255/3	12-21-1/162/1	80-417	27/17-8-2	4-1	1-2
Wake Forest	43/113/0	20-30-0/197/2	73-310	16/6-9-1	1-1	2-20
Virginia	39/205/0	17-30-4/148/1	69-353	23/7-10-6	1-1	1-9
at Pittsburgh	37/153/1	27-42-0/262/1	79-415	25/10-13-2	1-1	0-0
Duke	44/327/3	20-40-2/206/1	84-533	30/15-13-2	1-1	0-0
Miami	32/99/2	24-43-1/326/1	75-425	25/6-17-2	2-2	2-13
at Virginia Tech	47/130/1	20-35-2/273/2	82-403	22/7-13-2	1-1	1-15
at NC State	52/308/2	17-37-1/206/2	89-514	28/18-9-1	0-0	0-0
vs. Clemson	56/319/3	26-42-1/289/3	98-608	33/18-13-2	2-0	2-16
vs. Baylor	84/645/7	10-18-1/111-0	102-756	38/30-6-2	1-0	2-9

CAROLINA IN THE RED ZONE (on or inside the opponent 20-yard line)

Opponent	No.	Times Scored	TD (Run/Pass)	FG	Missed FG	Lost Fumble	Interception	Downs	End of Half/Game
vs. South Carolina	3	1	0	1	0	0	2	0	0
North Carolina A&T	6	5	5 (3/2)	0	0	0	0	0	1
Illinois	4	4	3 (1/2)	1	0	0	0	0	0
Delaware	5	4	2 (1/1)	2	1	0	0	0	0
at Georgia Tech	4	4	3 (3/0)	1	0	0	0	0	0
Wake Forest	4	4	4 (3/1)	0	0	0	0	0	0
Virginia	5	5	3 (3/0)	2	0	0	0	0	0
at Pittsburgh	3	3	0 (0/0)	3	0	0	0	0	0
Duke	8	7	6 (5/1)	1	0	0	0	1	0
Miami	8	8	7 (6/1)	1	0	0	0	0	0
at Virginia Tech	5	5	4 (3/1)	1	0	0	0	0	0
at NC State	5	4	3 (2/1)	1	0	0	1	0	0
vs. Clemson	6	5	4 (2/2)	1	0	0	1	0	0
vs. Baylor	6	5	4 (2/2)	1	0	1	0	0	0
Totals	72	64	48 (34/14)	16	1	1	4	1	1
Opponents	56	46	36 (23/13)	10	2	0	2	4	2

DRIVE ANALYSIS

	UNC	Opponent
Drives Started	180	178
Scoring Drives	93	56
Shortest Scoring Drive - plays	1 at Georgia Tech, vs. Duke, Miami, Clemson	1 Baylor
Longest Scoring Drive - plays	13 vs. Virginia, Duke, Baylor	17 Illinois
Shortest Scoring Drive - yards	2 vs. N.C. A&T	2 Virginia Tech (OT)
Longest Scoring Drive - yards	93 vs. Virginia	97 NC State, Clemson
Shortest Scoring Drive - Time	0:07 vs. Miami	0:14 Baylor
Longest Scoring Drive - Time	5:58 vs. Virginia	8:19 Pittsburgh

INDIVIDUAL GAME-BY-GAME STATISTICS

RUSHING GAME-BY-GAME (Attempts/Yards/Touchdowns)

Name	SC	NCAT	ILL	DEL	GT	WF	UVA	PITT	DUKE	MIAMI	VT	NCSU	CU	BAY
Brunson	-	4/10/0	-	-	-	-	-	-	-	4/10/1	-	1/5/0	-	-
M. Williams	10/26/0	4/53/1	9/105/0	6/31/1	15/148/2	12/59/1	12/71/0	9/52/0	7/30/1	12/101/3	18/74/1	10/53/0	14/81/1	17/81/2
Logan	7/37/0	4/5/0	6/19/0	5/27/0	1/16/0	7/17/1	3/26/1	4/27/0	3/20/0	4/25/1	10/55/0	6/100/2	1/-/4/0	5/32/0
Hood	12/138/0	16/56/2	16/129/1	14/61/0	12/60/2	8/101/1	21/101/2	20/98/0	17/69/3	17/132/1	17/115/2	21/220/2	14/65/1	-
Morris	2/20/0	1/2/0	1/7/1	-	1/7/0	-	-	-	1/2/0	3/13/0	-	-	-	1/13/0
Francis	-	5/14/0	-	-	-	4/23/0	-	-	-	2/0/0	-	-	-	-
Trubisky	-	3/33/1	-	6/39/0	1/2/0	2/12/1	-	-	1/2/1	3/13/0	-	-	-	-
T. Williams	1/4/0	4/19/0	1/1/0	1/4/0	1/-/2/0	-	-	-	10/31/0	-	-	-	-	-
Switzer	-	-	1/-/8/0	-	-	-	-	-	1/13/0	1/4/0	1/1/0	-	-	-
Proehl	-	-	1/4/0	-	-	-	-	-	-	-	-	-	-	-
Henderson	-	2/24/0	-	3/29/0	-	-	-	-	-	-	-	-	-	-

SEASON & CAREER, MOST RUSHING YARDS

Player	2015	Career
Brunson	10 vs. N.C. A&T, Miami	54 vs. ODU, 2013, and Liberty (2014)
M. Williams	148 at Georgia Tech	148 at Georgia Tech, 2015
Logan	100 at NC State	137 vs. Old Dominion, 2013
Hood	220 at NC State	220 at NC State, 2015
Morris	20 vs. South Carolina	95 at Duke, 2014
Francis	23 vs. Wake Forest	42 vs. Middle Tennessee, 2013
Trubisky	39 vs. Delaware	39 vs. Delaware, 2015
T. Williams	31 vs. Duke	31 vs. Duke, 2015
Switzer	13 vs. Duke	15 vs. Duke, 2013
Proehl	4 vs. Illinois	4 vs. Illinois, 2015
Henderson	29 vs. Delaware	29 vs. Delaware, 2015

SEASON & CAREER, LONGEST RUN

Player	2015	Career
Brunson	11 vs. N.C. A&T	29 vs. Old Dominion, 2013
M. Williams	46 vs. Miami	52 at Virginia, 2014
Logan	42 at NC State	63 vs. Old Dominion, 2013
Hood	67 vs. Baylor	67 vs. Baylor, 2015
Morris	15 vs. South Carolina	41 vs. Virginia, 2013
Francis	16 vs. Wake Forest	28 vs. Old Dominion, 2013
Trubisky	35 vs. N.C. A&T	35 vs. N.C. A&T, 2015
T. Williams	8 vs. N.C. A&T, Duke	8 vs. N.C. A&T, Duke, 2015
Switzer	13 vs. Duke	13 vs. Virginia, 2014 Duke, 2015
Proehl	4 vs. Illinois	4 vs. Illinois, 2015
Henderson	21 vs. Delaware	21 vs. Delaware, 2015

PASSING GAME-BY-GAME (Completions-Attempts-Interceptions/Yards-Touchdowns-Long Play)

Opponent	Williams	Trubisky	Henderson
South Carolina	19-31-3/232-1-40	-	-
North Carolina A&T	15-20-0/211-2-47	5-7-0/37-1-14	-
Illinois	17-24-1/203-3-34	2-2-0/14-0-8	-
Delaware	6-12-0/65-0-29	17-20-0/312-4-64	0-1-0/0-0-0
Georgia Tech	13-24-0/134-0-26	-	-
Wake Forest	14-20-2/282-3-61	4-6-0/44-0-18	-
Virginia	21-26-1/226-0-36	-	-
Pittsburgh	14-23-0/270-2-71	-	-
Duke	23-35-0/494-4-89	5-5-0/43-0-20	-
Miami	11-16-0/105-1-32	5-5-0/84-0-47	-
Virginia Tech	13-26-0/205-1-32	-	-
NC State	19-39-1/174-1-53	1-1-0/5-1-5	-
Clemson	11-33-1/224-3-46	1-1-0/16-0-16	-
Baylor	22-36-1/243-3-27	-	-

SEASON AND CAREER, MOST PASSING YARDS

Player	2015	Career
Williams	494 vs. Duke	494 vs. Duke, 2015
Trubisky	312 vs. Delaware	312 vs. Delaware, 2015
Switzer	11 at Georgia Tech	35 vs. East Carolina, 2014
Davis	37 at Georgia Tech	37 at Georgia Tech, 2015

SEASON & CAREER, LONGEST PASS

Player	2015	Career
Williams	89 vs. Duke	91 vs. Duke, San Diego State, 2014
Trubisky	64 vs. Delaware	64 vs. Delaware, 2015
Switzer	11 at Georgia Tech	35 vs. East Carolina, 2014
Davis	37 at Georgia Tech	37 at Georgia Tech, 2015

RECEIVING GAME-BY-GAME (Receptions/Yards/Touchdowns)

Name	SC	NCAT	ILL	DEL	GT	WF	UVA	PITT	DUKE	MIAMI	VT	NCSU	CU	BAY
Switzer	6/57/0	3/46/0	3/50/1	5/89/1	2/23/0	-	6/37/0	5/126/1	5/107/1	1/4/0	4/46/0	8/38/0	3/41/2	3/29/0
Howard	6/114/1	2/37/0	1/27/0	3/52/1	1/6/0	4/45/0	2/43/0	-	3/83/1	-	-	3/28/0	1/11/0	3/42/1
Q. Davis	4/52/0	4/40/0	5/56/1	5/83/0	3/36/0	3/21/0	6/40/0	3/24/0	3/45/1	3/33/0	3/42/1	4/33/1	3/73/0	6/60/0
Hollins	1/6/0	2/26/0	-	3/100/2	2/34/0	3/101/3	3/38/0	2/81/1	5/165/1	1/32/0	1/20/0	3/65/1	2/41/0	2/34/0
Singleton	1/3/0	2/57/1	-	2/14/0	1/5/0	-	1/16/0	1/23/0	1/4/0	1/2/0	-	-	-	2/18/1
T. Williams	1/0/0	-	-	-	-	-	-	-	-	-	-	-	-	-
Logan	-	-	1/8/0	-	-	1/18/0	1/21/0	2/10/0	2/43/0	2/3/0	1/2/0	-	1/46/1	-
Proehl	-	1/13/0	4/39/1	-	2/33/0	2/94/0	-	2/14/0	-	1/32/0	-	-	-	-
Washington	-	1/13/0	-	1/9/0	-	2/21/0	1/27/0	-	-	2/22/0	-	-	-	1/23/0
Fieulleteau	-	-	1/6/0	-	-	-	-	-	1/20/0	4/74/0	-	-	-	-
Hood	-	1/5/0	3/11/0	1/14/0	-	2/19/0	-	1/6/0	1/4/0	-	-	1/4/0	1/1/0	2/7/0
Morris	-	-	1/20/0	2/5/0	3/8/0	-	1/4/0	-	1/6/0	-	-	-	-	1/11/0
Francis	-	-	-	-	-	-	-	-	-	-	-	-	-	-
Brunson	-	1/0/0	-	-	-	-	-	-	-	-	-	-	-	-
Fritts	-	3/11/2	-	1/11/0	-	1/5/0	-	-	2/37/0	2/19/1	3/63/0	1/11/0	1/27/0	2/19/1
Stogner	-	-	-	-	-	-	-	-	2/9/0	-	-	-	-	-
M. Williams	-	-	-	-	1/37/1	-	-	-	-	-	-	-	-	-

SEASON AND CAREER, MOST RECEIVING YARDS

Player	2015	Career
Switzer	126 at Pittsburgh	136 vs. Georgia Tech, 2014
Howard	114 vs. South Carolina	114 vs. South Carolina, 2015
Q. Davis	83 vs. Delaware	178 at Virginia, 2012
Hollins	165 vs. Duke	165 vs. Duke, 2015
Singleton	57 vs. N.C. A&T	57 vs. N.C. A&T, 2015
Logan	46 vs. Clemson	51 vs. Boston College, 2013
Proehl	94 vs. Wake Forest	94 vs. Wake Forest, 2015
Washington	27 vs. Virginia	27 at Miami, 2014; vs. Virginia, 2015
Fieulleteau	74 vs. Miami	74 vs. Miami, 2015
Hood	19 vs. Wake Forest	19 vs. Wake Forest, 2015
Morris	20 vs. Illinois	59 at Notre Dame, 2014
Francis	-	14 vs. Georgia Tech, 2014
Brunson	-	-
Fritts	63 at Virginia Tech	63 at Virginia Tech, 2015
Stogner	9 vs. Duke	9 vs. Duke, 2015

SEASON & CAREER, LONGEST CATCH

Player	2015	Career
Switzer	89 vs. Duke	89 vs. Duke, 2015
Howard	49 vs. Duke	49 vs. Duke, 2015
Q. Davis	40 vs. Clemson	59 at NC State, 2013
Hollins	74 vs. Duke	91 vs. San Diego State, 2014
Singleton	47 vs. N.C. A&T	47 vs. N.C. A&T, 2015
Logan	49 vs. Duke	49 vs. Duke, 2015
Proehl	61 vs. Wake Forest	61 vs. Wake Forest, 2015
Washington	27 vs. Virginia	27 at Miami, 2014; vs. Virginia, 2015
Fieulleteau	47 vs. Miami	47 vs. Miami, 2015
Hood	14 vs. Delaware	14 vs. Delaware, 2015
Morris	20 vs. Illinois	26 at Notre Dame, 2014
Francis	-	9 vs. Georgia Tech, 2014
Brunson	-	-
Fritts	36 vs. Duke	36 vs. Duke, 2015
Stogner	6 vs. Duke	6 vs. Duke, 2015

TEAM GAME-BY-GAME STATISTICS

CAROLINA FOOTBALL 2015 IN REVIEW

Opponent Date Location	SOUTH CAROLINA SEPT. 3 CHARLOTTE, N.C.		NC A&T SEPT. 12 HOME		ILLINOIS SEPT. 19 HOME		DELAWARE SEPT. 26 HOME		GEORGIA TECH OCT. 3 AWAY		WAKE FOREST OCT. 17 HOME		VIRGINIA OCT. 24 HOME	
	SC	UNC	NCAT	UNC	ILL	UNC	DEL	UNC	UNC	GT	WF	UNC	UVA	UNC
Score	17	13	14	53	14	48	14	41	38	31	14	50	13	26
First Downs	22	20	18	24	22	23	15	29	21	27	16	22	23	24
by rush	15	8	10	10	10	10	15	11	11	17	6	10	7	11
by pass	7	11	6	14	10	10	0	14	8	8	9	11	10	12
by penalty	0	1	2	0	2	3	0	4	2	2	1	1	6	1
Total Offensive Plays	74	63	63	71	83	37	59	68	57	80	73	59	69	64
Total Yards Gained	394	440	273	463	399	471	303	568	413	417	310	538	353	422
Average Yards/Play	5.3	7.0	4.3	6.5	4.8	7.5	5.1	8.4	7.2	5.2	4.2	9.1	5.1	6.6
Plays Rushing	47	32	41	44	45	37	49	35	31	59	43	33	39	38
Yards Rushing	254	208	155	215	227	254	279	191	231	255	113	212	205	196
Rushing Touchdowns	1	0	1	4	2	2	2	1	4	3	0	4	0	3
Yards Passing	140	232	118	248	172	217	24	377	182	162	197	326	148	226
Pass Attempts	27	31	22	27	38	26	10	33	26	21	30	26	30	26
Pass Completions	12	19	9	20	19	19	4	23	15	12	20	18	17	21
Passes Had Intercepted	0	3	2	0	1	1	1	0	0	1	0	2	4	1
Passing Touchdowns	1	1	1	3	0	3	0	4	1	1	2	3	1	0
Kickoff Return Yards	24	0	71	75	85	36	122	29	21	52	63	47	14	58
Punt Return Yards	0	-1	0	16	0	168	0	17	0	0	0	1	0	1
Punts-Average	5-46.2	3-31.0	7-35.9	3-40.7	7-39.9	3-31.3	5-42.8	0-0	3-27.3	1-23	6-41.5	3-50	3-42.3	3-36
Fumbles-Lost	2-0	0-0	1-1	1-0	0-0	0-0	0-0	6-1	1-0	4-1	1-1	0-0	1-1	3-1
Penalties-Yards	8-60	6-30	2-10	5-50	8-75	6-51	5-60	2-20	6-42	4-39	3-24	6-44	10-62	13-135
3rd Down Conversions	7 of 15	5 of 13	7 of 15	8 of 13	9 of 20	4 of 10	2 of 11	10 of 13	2 of 8	5 of 13	8 of 18	5 of 10	5 or 14	2 of 8
4th Down Conversions	1 of 2	0 of 2	0 of 1	1 of 1	2 of 3	0 of 0	2 of 3	0 of 0	1 of 1	3 of 5	0 of 2	1 of 2	0 of 1	0 of 0
Possession Time	35:38	24:22	29:38	30:22	35:47	24:13	34:18	25:42	21:15	38:45	37:00	23:00	33:57	26:03

Opponent Date Location	PITTSBURGH OCT. 29 AWAY		DUKE NOV. 7 HOME		MIAMI NOV. 14 HOME		VIRGINIA TECH NOV. 21 AWAY		NC STATE NOV. 28 AWAY		CLEMSON DEC. 5 CHARLOTTE, N.C.		BAYLOR DEC. 29 ORLANDO, FLA.	
	UNC	PITT	DU	UNC	MIA	UNC	UNC	VT	UNC	NCSU	UNC	CU	UNC	BAY
Score	26	19	31	66	21	59	30	27	45	34	37	45	38	49
First Downs	17	25	30	29	25	30	22	22	25	28	21	33	28	38
by rush	8	10	15	9	6	15	12	7	14	18	7	18	10	30
by pass	8	13	13	17	17	10	9	13	9	9	10	13	15	6
by penalty	1	2	2	3	2	5	1	2	2	1	4	2	3	2
Total Offensive Plays	58	79	84	80	75	68	73	82	72	89	67	98	72	102
Total Yards Gained	444	415	533	704	425	487	445	403	553	514	382	608	487	756
Average Yards/Play	7.7	5.3	6.3	8.8	5.7	7.2	6.1	4.9	7.7	5.8	5.7	6.2	6.8	7.4
Plays Rushing	35	37	44	40	32	46	47	47	41	52	32	56	36	84
Yards Rushing	174	153	327	167	99	298	240	130	374	308	142	319	244	645
Rushing Touchdowns	0	1	3	5	2	6	3	1	4	2	2	3	2	7
Yards Passing	270	262	206	537	326	189	205	273	179	206	240	289	243	111
Pass Attempts	23	42	40	40	43	22	26	35	31	37	35	42	36	18
Pass Completions	14	27	20	28	24	16	13	20	20	17	12	26	22	10
Passes Had Intercepted	0	0	2	0	1	0	0	2	1	1	1	1	1	1
Passing Touchdowns	2	1	1	4	1	1	1	2	2	2	3	3	3	0
Kickoff Return Yards	39	40	64	0	56	92	0	81	72	66	110	66	84	18
Punt Return Yards	-2	16	0	0	5	78	-4	24	0	0	29	-1	0	0
Punts-Average	4-31.8	4-45	4-44.2	2-45.5	6-40.8	3-41.7	8-40.1	6-34.0	1-33.0	4-43.5	6-41.5	5-39.8	3-41.0	0-0
Fumbles-Lost	2-0	1-1	1-1	0-0	2-2	1-0	6-3	1-1	3-2	0-0	2-1	2-0	2-1	1-0
Penalties-Yards	3-15	6-55	8-72	5-39	12-103	5-56	9-60	6-54	3-30	7-72	6-44	11-80	5-34	11-117
3rd Down Conversions	5 of 13	8 of 17	6 of 13	7 of 13	5 of 15	7 of 11	4 of 14	6 of 17	7 of 11	12 of 21	5 of 14	9 of 18	9 of 13	10 of 17
4th Down Conversions	0 of 0	2 of 2	2 of 2	2 of 3	3 of 3	0 of 0	1 of 1	2 of 2	0 of 0	2 of 3	1 of 2	1 of 2	0 of 0	4 of 6
Possession Time	24:45	35:15	29:37	30:23	30:44	29:16	26:34	33:26	24:00	36:00	21:04	38:56	22:54	37:06

ACC

GAME-BY-GAME STARTERS

CAROLINA FOOTBALL 2015 IN REVIEW

SEPT. 3 vs. SOUTH CAROLINA OFFENSE

LT Bentley Spain
LG Caleb Peterson
C Lucas Crowley
RG Landon Turner
RT Jon Heck
TE Kendrick Singleton
QB Marquise Williams
TB Elijah Hood
WR Bug Howard
WR Ryan Switzer
WR Quinshad Davis

DEFENSE

DE Junior Gnonkonde
DT Jeremiah Clarke
DT Nazair Jones
DE Mikey Bart
WLB Shakeel Rashad
MLB Jeff Schoettmer
NB Brian Walker
CB M.J. Stewart
FS Sam Smiley
SS Donnie Miles
CB Des Lawrence

SEPT. 12 vs. N.C. A&T OFFENSE

LT Bentley Spain
LG Caleb Peterson
C Lucas Crowley
RG Landon Turner
RT Jon Heck
QB Marquise Williams
TB Elijah Hood
TB T.J. Logan
TB Romar Morris
WR Bug Howard
WR Quinshad Davis

DEFENSE

DE Dajuan Drennon
DT Nazair Jones
DT Justin Thomason
DE Mikey Bart
WLB Shakeel Rashad
MLB Jeff Schoettmer
SLB Cayson Collins
CB M.J. Stewart
FS Sam Smiley
SS Donnie Miles
CB Des Lawrence

SEPT. 19 vs. Illinois OFFENSE

LT John Ferranto
LG Caleb Peterson
C Lucas Crowley
RG Landon Turner
RT Jon Heck
TE Caleb Samuel
QB Marquise Williams
TB Elijah Hood
WR Bug Howard
WR Quinshad Davis
FB Ian Dibble

DEFENSE

DE Dajuan Drennon
DT Justin Thomason
DT Nazair Jones
DE Mikey Bart
WLB Shakeel Rashad
MLB Jeff Schoettmer
NB Brian Walker
CB M.J. Stewart
FS Sam Smiley
SS Donnie Miles
CB Des Lawrence

SEPT. 26 vs. Delaware OFFENSE

LT John Ferranto
LG Caleb Peterson
C Lucas Crowley
RG Landon Turner
RT Jon Heck

TE Kendrick Singleton
QB Marquise Williams
TB Elijah Hood
WR Bug Howard
WR Quinshad Davis
WR Ryan Switzer

DEFENSE

DE Dajuan Drennon
DT Justin Thomason
DT Nazair Jones
DE Mikey Bart
SLB Shakeel Rashad
MLB Jeff Schoettmer
NB Brian Walker
CB M.J. Stewart
FS Sam Smiley
SS Donnie Miles
CB Des Lawrence

OCT. 3 at Georgia Tech OFFENSE

LT Bentley Spain
LG Caleb Peterson
C Lucas Crowley
RG Landon Turner
RT Jon Heck
TE Kendrick Singleton
QB Marquise Williams
TB Elijah Hood
WR Bug Howard
WR Quinshad Davis
WR Ryan Switzer

DEFENSE

DE Dajuan Drennon
DT Justin Thomason
DT Nazair Jones
DE Mikey Bart
SLB Shakeel Rashad
MLB Jeff Schoettmer
WLB Cayson Collins
CB M.J. Stewart
FS Sam Smiley
SS Donnie Miles
CB Des Lawrence

OCT. 17 vs. Wake Forest OFFENSE

LT John Ferranto
LG Caleb Peterson
C Lucas Crowley
RG Landon Turner
RT Jon Heck
TE Kendrick Singleton
QB Marquise Williams
TB Elijah Hood
TB Romar Morris
WR Bug Howard
WR Quinshad Davis

DEFENSE

DE Dajuan Drennon
DT Robert Dinkins
DT Jeremiah Clarke
DE Mikey Bart
SLB Shakeel Rashad
MLB Jeff Schoettmer
NB Brian Walker
CB Malik Simmons
FS Sam Smiley
SS Donnie Miles
CB Des Lawrence

OCT. 24 vs. Virginia OFFENSE

LT John Ferranto
LG Caleb Peterson
C Lucas Crowley
RG Landon Turner
RT Jon Heck
TE Kendrick Singleton
QB Marquise Williams
TB Elijah Hood
WR Ryan Switzer
WR Bug Howard
WR Quinshad Davis

DEFENSE

DE Dajuan Drennon
DT Robert Dinkins
DT Justin Thomason
DE Mikey Bart
WLB Andre Smith
SLB Shakeel Rashad
MLB Jeff Schoettmer
CB Malik Simmons
FS Sam Smiley
SS Donnie Miles
CB Des Lawrence

OCT. 29 at Pittsburgh OFFENSE

LT Bentley Spain
LG Caleb Peterson
C Lucas Crowley
RG Landon Turner
RT Jon Heck
TE Kendrick Singleton
QB Marquise Williams
TB Elijah Hood
WR Ryan Switzer
WR Bug Howard
WR Quinshad Davis

DEFENSE

DE Junior Gnonkonde
DT Robert Dinkins
DT Justin Thomason
DE Mikey Bart
MLB Andre Smith
SLB Shakeel Rashad
MLB Jeff Schoettmer
CB M.J. Stewart
FS Sam Smiley
SS Donnie Miles
CB Des Lawrence

NOV. 7 vs. Duke OFFENSE

LT Bentley Spain
LG Caleb Peterson
C Lucas Crowley
RG Landon Turner
RT Jon Heck
TE Kendrick Singleton
QB Marquise Williams
TB Elijah Hood
WR Ryan Switzer
WR Mack Hollins
WR Quinshad Davis

DEFENSE

DE Junior Gnonkonde
DT Nazair Jones
DT Justin Thomason
DE Mikey Bart
SLB Shakeel Rashad
MLB Jeff Schoettmer
NB M.J. Stewart
CB Malik Simmons
FS Sam Smiley
SS Donnie Miles
CB Des Lawrence

NOV. 14 vs. Miami OFFENSE

LT Bentley Spain
LG Caleb Peterson
C Lucas Crowley
RG Landon Turner
RT Jon Heck
TE Kendrick Singleton
QB Marquise Williams
TB Elijah Hood
WR Ryan Switzer
WR Mack Hollins
WR Quinshad Davis

DEFENSE

DE Dajuan Drennon
DT Nazair Jones
DT Justin Thomason

DE Mikey Bart
SLB Shakeel Rashad
MLB Jeff Schoettmer
NB M.J. Stewart
CB Malik Simmons
FS Sam Smiley
SS Donnie Miles
CB Des Lawrence

NOV. 21 at Virginia Tech OFFENSE

LT Bentley Spain
LG Caleb Peterson
C Lucas Crowley
RG Landon Turner
RT Jon Heck
TE Kendrick Singleton
QB Marquise Williams
TB Elijah Hood
RB T.J. Logan
WR Ryan Switzer
WR Quinshad Davis

DEFENSE

DE Dajuan Drennon
DT Nazair Jones
DT Justin Thomason
DE Mikey Bart
SLB Shakeel Rashad
MLB Jeff Schoettmer
NB M.J. Stewart
CB Malik Simmons
FS Sam Smiley
SS Donnie Miles
CB Des Lawrence

NOV. 28 at NC State OFFENSE

LT Bentley Spain
LG Caleb Peterson
C Lucas Crowley
RG Landon Turner
RT Jon Heck
TE Kendrick Singleton
QB Marquise Williams
TB Elijah Hood
RB T.J. Logan
WR Mack Hollins
WR Quinshad Davis

DEFENSE

DE Dajuan Drennon
DT Nazair Jones
DT Justin Thomason
DE Mikey Bart
WLB Shakeel Rashad
MLB Jeff Schoettmer
MLB Andre Smith
NB M.J. Stewart
FS Sam Smiley
SS Donnie Miles
CB Des Lawrence

DEC. 5 vs. Clemson OFFENSE

LT Bentley Spain
LG Caleb Peterson
C Lucas Crowley
RG Landon Turner
RT Jon Heck
TE Kendrick Singleton
QB Marquise Williams
TB Elijah Hood
WR Ryan Switzer
WR Mack Hollins
WR Quinshad Davis

DEFENSE

DE Dajuan Drennon
DT Nazair Jones
DT Justin Thomason
DE Mikey Bart
WLB Shakeel Rashad
MLB Jeff Schoettmer
CB Malik Simmons
NB M.J. Stewart

FS Dominique Green
SS Donnie Miles
CB Des Lawrence

DEC. 29 vs. Baylor OFFENSE

LT Bentley Spain
LG Caleb Peterson
C Lucas Crowley
RG Landon Turner
RT Jon Heck
TE Kendrick Singleton
QB Marquise Williams
TB Elijah Hood
TE Brandon Fritts
WR Mack Hollins
WR Quinshad Davis

DEFENSE

DE Dajuan Drennon
DT Jalen Dalton
DT Justin Thomason
DE Mikey Bart
WLB Shakeel Rashad
MLB Jeff Schoettmer
CB Malik Simmons
NB M.J. Stewart
FS Dominique Green
SS Donnie Miles
CB Des Lawrence

STARTS BY NUMBER

OFFENSE:

Lucas Crowley – 14
Quinshad Davis – 14
Jon Heck – 14
Elijah Hood – 14
Caleb Peterson – 14
Landon Turner – 14
Marquise Williams – 14
Kendrick Singleton – 12
Bentley Spain – 10
Ryan Switzer – 9
Bug Howard – 8
Mack Hollins – 5
John Ferranto – 4
T.J. Logan – 3
Romar Morris – 2
Ian Dibble – 1
Brandon Fritts – 1
Caleb Samuel – 1

DEFENSE:

Mikey Bart – 14
Des Lawrence – 14
Donnie Miles – 14
Shakeel Rashad – 14
Jeff Schoettmer – 14
Sam Smiley – 12
M.J. Stewart – 12
Justin Thomason – 12
Dajuan Drennon – 11
Nazair Jones – 10
Malik Simmons – 7
Brian Walker – 4
Robert Dinkins – 3
Andre Smith – 3
Cayson Collins – 2
Jeremiah Clarke – 2
Dominique Green – 2
Jalen Dalton – 1

CAROLINA & OPPONENT LONG PLAYS

CAROLINA LONG PLAYS

Runs (15 yards or more)

67 - Elijah Hood vs. Baylor
 46 - Marquise Williams vs. Miami
 44 - Elijah Hood vs. South Carolina
 42 - T.J. Logan at NC State
 41 - Marquise Williams vs. Illinois
 40 - T.J. Logan at NC State
 39 - Elijah Hood at NC State
 39 - Elijah Hood vs. Illinois
 37 - Elijah Hood at NC State
 36 - Elijah Hood vs. Wake Forest
 35 - Mitch Trubisky vs. N.C. A&T
 34 - Elijah Hood vs. Miami
 33 - Marquise Williams vs. Wake Forest
 32 - Marquise Williams vs. Miami
 31 - Elijah Hood at Virginia Tech
 31 - Marquise Williams vs. Virginia
 30 - Marquise Williams at NC State
 29 - Elijah Hood vs. Wake Forest
 29 - Elijah Hood vs. South Carolina
 28 - Marquise Williams vs. Clemson
 28 - Elijah Hood vs. Illinois
 27 - Marquise Williams at Georgia Tech
 26 - Elijah Hood at NC State
 25 - Elijah Hood at Pittsburgh
 25 - Marquise Williams at Georgia Tech
 22 - Elijah Hood vs. Miami
 22 - Marquise Williams at Pittsburgh
 22 - Marquise Williams vs. Delaware
 22 - Marquise Williams vs. Illinois
 21 - Marquise Williams vs. Baylor
 21 - T.J. Logan vs. Baylor
 21 - Elijah Hood at NC State
 21 - Caleb Henderson vs. Delaware
 21 - Elijah Hood vs. South Carolina
 20 - Mitch Trubisky vs. Miami
 20 - Marquise Williams at Georgia Tech
 21 - T.J. Logan at Virginia Tech
 20 - T.J. Logan vs. Delaware
 20 - T.J. Logan vs. South Carolina
 19 - Marquise Williams vs. Clemson
 19 - Marquise Williams at Virginia Tech
 19 - Marquise Williams vs. N.C. A&T
 18 - Marquise Williams vs. Illinois
 18 - Caleb Henderson vs. N.C. A&T
 17 - Mitch Trubisky vs. Delaware
 17 - Elijah Hood vs. Delaware
 16 - Marquise Williams vs. Clemson
 16 - Elijah Hood vs. Clemson
 16 - Elijah Hood at NC State
 16 - Elijah Hood vs. Miami
 16 - Elijah Hood vs. Duke
 16 - T.J. Logan vs. Virginia
 16 - Kris Francis vs. Wake Forest
 16 - T.J. Logan at Georgia Tech
 15 - Elijah Hood vs. Virginia
 15 - Elijah Hood vs. Virginia
 15 - Romar Morris vs. South Carolina
 15 - Elijah Hood vs. Illinois

Passes (20 yards or more)

89 - Marquise Williams to Ryan Switzer vs. Duke
 74 - Marquise Williams to Mack Hollins vs. Duke
 71 - Marquise Williams to Ryan Switzer at Pittsburgh
 64 - Mitch Trubisky to Mack Hollins vs. Delaware
 63 - Mitch Trubisky to Ryan Switzer vs. Delaware
 61 - Marquise Williams to Austin Proehl vs. Wake Forest
 57 - Marquise Williams to Mack Hollins vs. Wake Forest
 53 - Marquise Williams to Mack Hollins at NC State
 49 - Marquise Williams to Bug Howard vs. Duke
 49 - Marquise Williams to T.J. Logan vs. Duke
 49 - Marquise Williams to Mack Hollins at Pittsburgh
 47 - Mitch Trubisky to Jordan Fiulleteau vs. Miami
 47 - Marquise Williams to Kendrick Singleton vs. N.C. A&T
 46 - Marquise Williams to T.J. Logan vs. Clemson
 42 - Marquise Williams to Mack Hollins vs. Wake Forest

40 - Marquise Williams to Quinshad Davis vs. Clemson
 40 - Marquise Williams to Bug Howard vs. South Carolina
 37 - Quinshad Davis to Marquise Williams at Georgia Tech
 36 - Marquise Williams to Mack Hollins vs. Duke
 36 - Marquise Williams to Brandon Fritts vs. Duke
 36 - Marquise Williams to Bug Howard vs. Virginia
 35 - Mitch Trubisky to Quinshad Davis vs. Delaware
 34 - Marquise Williams to Ryan Switzer vs. Illinois
 33 - Marquise Williams to Austin Proehl
 33 - Mitch Trubisky to Mack Hollins vs. Delaware
 32 - Marquise Williams to Brandon Fritts at Virginia Tech
 32 - Marquise Williams to Austin Proehl at Virginia Tech
 32 - Marquise Williams to Mack Hollins vs. Miami
 32 - Marquise Williams to Mack Hollins at Pittsburgh
 29 - Marquise Williams to Bug Howard vs. Delaware
 28 - Marquise Williams to Bug Howard vs. South Carolina
 27 - Marquise Williams to Bug Howard vs. Baylor
 27 - Marquise Williams to Brandon Fritts vs. Clemson
 27 - Marquise Williams to Damien Washington vs. Virginia
 27 - Marquise Williams to Bug Howard vs. Illinois
 26 - Marquise Williams to Ryan Switzer at Pittsburgh
 26 - Marquise Williams to Austin Proehl at Georgia Tech
 25 - Marquise Williams to Mack Hollins vs. Clemson
 25 - Marquise Williams to Mack Hollins vs. Duke
 25 - Marquise Williams to Mack Hollins at Georgia Tech
 24 - Marquise Williams to Brandon Fritts at Virginia Tech
 24 - Marquise Williams to Bug Howard vs. N.C. A&T
 23 - Marquise Williams to Damien Washington vs. Baylor
 23 - Marquise Williams to Quinshad Davis vs. Clemson
 23 - Marquise Williams to Bug Howard vs. Duke
 23 - Marquise Williams to Kendrick Singleton at Pittsburgh
 23 - Marquise Williams to Quinshad Davis vs. South Carolina
 22 - Marquise Williams to Quinshad Davis vs. Baylor
 21 - Marquise Williams to Ryan Switzer vs. Clemson
 21 - Marquise Williams to Quinshad Davis at Virginia Tech
 21 - Marquise Williams to T.J. Logan vs. Virginia
 21 - Marquise Williams to Mack Hollins vs. Virginia
 21 - Marquise Williams to Bug Howard vs. South Carolina
 21 - Marquise Williams to Austin Proehl vs. Illinois
 20 - Marquise Williams to Mack Hollins of Virginia Tech
 20 - Mitch Trubisky to Jordan Fiulleteau vs. Duke
 20 - Marquise Williams to Romar Morris vs. Illinois

Returns (50 or more on kickoffs, 20 or more on punts and interceptions, 10 or more on fumble returns)

85 - Ryan Switzer punt return vs. Illinois
 78 - Ryan Switzer punt return vs. Miami
 71 - Ryan Switzer punt return vs. Illinois
 60 - Jeff Schoettmer interception return vs. Miami
 52 - Sam Smiley fumble return vs. N.C. A&T
 41 - Sam Smiley interception return vs. Virginia
 29 - Ryan Switzer punt return vs. Clemson
 28 - Andre Smith interception return at NC State
 21 - Des Lawrence interception return vs. Duke
 21 - Ryan Switzer punt return vs. Illinois

OPPONENT LONG PLAYS

Runs (15 yards or more)

80 - Johnny Jefferson of Baylor
 72 - Thomas Jefferson of Delaware
 53 - Thomas Sirk of Duke
 53 - Daniel Hamm of Virginia
 52 - Jela Duncan of Duke
 52 - Josh Ferguson of Illinois
 48 - Shon Carson of South Carolina
 41 - Johnny Jefferson of Baylor
 37 - Lynx Hawthorne of Baylor
 33 - Deshaun Watson of Clemson
 33 - Jonathan Alston of NC State
 31 - Wayne Gallman of Clemson
 31 - Jacoby Brissett of NC State
 28 - Johnny Jefferson of Baylor
 28 - Nate Peterman of Pittsburgh
 27 - Jonny Jefferson of Baylor
 25 - Taquan Mizzell of Virginia
 25 - Josh Ferguson of Illinois
 24 - Nate Peterman of Pittsburgh
 23 - Wayne Gallman of Clemson
 23 - Kareem Williams of Delaware
 22 - Wayne Gallman of Clemson
 20 - Wayne Gallman of Clemson

20 - Reggie Gallaspy of NC State
 20 - Jela Duncan of Duke
 20 - Justin Thomas of Georgia Tech
 20 - Tarik Cohen of N.C. A&T
 19 - Devin Chafin of Baylor
 19 - Marchie Murdock of Illinois
 18 - Sam Rogers of Virginia Tech
 17 - Devin Chafin of Baylor
 17 - Terrence Williams of Baylor
 17 - Sean Kelly of South Carolina
 17 - Tarik Cohen of N.C. A&T
 17 - Caleb Gabriel of N.C. A&T
 16 - Jonathan Alston of NC State
 16 - Joe Yearby of Miami
 16 - Joe Yearby of Miami
 16 - Joe Yearby of Miami
 16 - Shaquille Powell of Duke
 15 - Lynx Hawthorne of Baylor
 15 - Johnny Jefferson of Baylor
 15 - Nyheim Hines of NC State
 15 - Trayone Gray of Miami
 15 - Shaquille Powell of Duke
 15 - Shaquille Powell of Duke
 15 - John Wolford of Wake Forest
 15 - Kareem Williams of Delaware
 15 - Connor Mitch of South Carolina

Passes (20 yards or more)

64 - Jacoby Brissett to Jalen Samuels of NC State
 44 - Michael Brewer to Isaiah Ford of Virginia Tech
 42 - Deshaun Watson to Artavis Scott of Clemson
 40 - Justin Thomas to Brad Stewart of Georgia Tech
 38 - Lamar Raynard to Khris Gardin of N.C. A&T
 36 - Michael Brewer to Isaiah Ford of Virginia Tech
 35 - Deshaun Watson to Artavis Scott of Clemson
 34 - Brad Kaaya to Stacy Coley of Miami
 34 - Thomas Sirk to Anthony Nash of Duke
 33 - Nate Peterman to Dontez Ford of Pittsburgh
 32 - Brad Kaaya to David Njoku of Miami
 32 - John Wolford to Cam Serigne of Wake Forest
 30 - Brad Kaaya to Joe Yearby of Miami
 28 - Brad Kaaya to Mark Walton of Miami
 27 - Connor Mitch to Pharaoh Cooper of South Carolina
 26 - Michael Brewer to Isaiah Ford of Virginia Tech
 26 - Thomas Sirk to T.J. Rahming of Duke
 26 - John Wolford to Cortez Lewis of Wake Forest
 25 - Michael Brewer to Sam Rogers of Virginia Tech
 24 - Johnny Jefferson to Ishmael Zamora of Baylor
 23 - Brad Kaaya to Chris Herndon of Miami
 22 - D. Watson to A. Scott to W. Gallman of Clemson
 22 - Brad Kaaya to Joe Yearby of Miami
 22 - Connor Mitch to Terry Googer of South Carolina
 22 - Wes Lunt to Marchie Murdock of Illinois
 21 - Nate Peterman to Dontez Ford of Pittsburgh
 21 - Matt Johns to Charlie Hopkins of Virginia
 21 - John Wolford to Cortez Lewis of Wake Forest
 20 - Chris Johnson to KD Cannon of Baylor
 20 - Jacoby Brissett to David Grinnage of NC State
 20 - Nate Peterman to J.P. Holtz of Pittsburgh
 20 - Connor Mitch to Brandon Wilds of South Carolina
 20 - Kwashaun Quick to Tarik Cohen of N.C. A&T

Returns (50 or more on kickoffs, 20 or more on punts and interceptions, 10 or more on fumble returns)

24 - Orion Stewart of Baylor interception return
 21 - Micah Kiser of Virginia fumble return



South Carolina 13, Carolina 17
Sept. 3 • Bank of America Stadium
Charlotte, N.C.

CHARLOTTE, N.C. (AP) — Shon Carson ran for 75 yards and a touchdown, linebacker Skai Moore intercepted two passes in the end zone and South Carolina defeated border state rival North Carolina 17-13.

Carson, the Gamecocks' third-string running back, made an immediate impact when he entered the game in the fourth quarter, breaking free around right tackle and racing 48 yards for the go-ahead touchdown.

The Gamecocks intercepted Tar Heels quarterback Marquise Williams three times. Moore helped seal the game when he stepped in front of Williams' pass on a fourth-and-goal at the South Carolina 8 with 3:40 remaining.

For Moore it was the eighth and nine interceptions of his career. He also finished with a team-high 10 tackles.

Williams finished 19 of 31 for 232 yards and one touchdown. Elijah Hood led UNC with 139 yards on 12 carries and Bug Howard had six catches for 114 yards, including a 21-yard touchdown reception.

South Carolina quarterback Connor Mitch was 9 for 22 for 122 yards and a touchdown in his first career start before leaving with a hip injury in the fourth quarter.

The Tar Heels were coming off a horrendous season on defense allowing a school record 39 points and 497.8 yards per game in 2014.

But under new defensive coordinator Gene Chizik they tackled better and applied more pressure for three quarters, shutting out the Gamecocks in the first quarter and taking a 13-10 lead into fourth quarter.

"Their defense got the best of our offense," South Carolina coach Steve Spurrier said. "We were very fortunate."

But the game changed when Carson took a handoff from backup quarterback Perry Orth and raced around right tackle and down the sideline untouched for a 48-yard touchdown on his first carry of the game.

Williams, on the other hand, couldn't seem to find a rhythm for the Tar Heels.

On North Carolina's first drive he didn't appear to see Moore step in front of his intended receiver in the end zone and was picked off. In the second half, he overthrew an open Ryan Switzer on a simple receiver screen and then followed that with an interception on the next play.

South Carolina	0	10	0	7	-	17
Carolina	7	6	0	0	-	13

NC - Howard 21 yd pass from Williams (Weiler kick) (5:21, 1st)
 SC - Cooper 9 yd pass from Connor Mitch (Fry kick) (14:56, 2nd)
 NC - Nick Weiler 47 yd FG (12:23, 2nd)
 SC - Elliott Fry 25 yd FG (7:11, 2nd)
 NC - Nick Weiler 38 yd FG (1:44, 2nd)
 SC - Shon Carson 48 yd run (Fry kick) (12:45, 4th)

	SC	NC
First Downs	22	20
Rushes-Yards	47-254	32-208
Passing Yards	140	232
Comp-Att-Int	12-27-0	19-31-3
Plays-Total Yards (Avg)	74-394 (5.3)	63-440 (7.0)
Punts (Avg)	5 (46.2)	3 (31.0)
Fumbles-Lost	2-0	0-0
Penalties-Yards	8-60	6-30
Time of Possession	35:38	24:22

Individual Rushing Leaders (Att-Yds-TD)

Carolina - Hood 12-138-0, M. Williams 10-26-0, Logan 7-37-0, Morris 2-20-0, T. Williams 1-4-0
 South Carolina - Wilds 14-51-0, Mitch 10-47-0, Williams 10-42-0
 Carson 4-75-1, Cooper 4-20-0, Orth 2-7-0, Kelly 1-17-0

Individual Passing Leaders (Comp-Att-INT)

Carolina - Williams 19-31-3; 232 yards, 1 TD
 South Carolina - Mitch 9-22-0; 122 yards, 1 TD

Individual Receiving Leaders

Carolina - Howard 6-114, Switzer 6-57, Davis 4-52, Hollins 1-6, Singleton 1-3, T. Williams 1-0
 South Carolina - Wilds 4-44, Cooper 3-45, Googer 2-39, Adams 2-18, Heard 1- -6



Carolina 53, N.C. A&T 14
Sept. 12 • Kenan Stadium
Chapel Hill, N.C.

CHAPEL HILL, N.C. (AP) -- Marquise Williams passed for 211 yards and accounted for three touchdowns to help North Carolina beat North Carolina A&T 53-14.

Elijah Hood rushed for 56 yards and two scores for the Tar Heels (1-1), who won their home opener for the fifth consecutive year.

North Carolina improved to 4-0 under coach Larry Fedora against Football Championship Subdivision competition, winning those games by an average of more than 47 points per game.

The Tar Heels scored touchdowns on five of their first six possessions while racing out to a 36-0 lead at halftime.

They led 53-0 until Kwashaun Quick scored on a 1-yard touchdown run for North Carolina A&T (1-1) late in the third quarter.

Quick was 7 of 19 for 78 yards and two interceptions for the Aggies, who dropped to 0-3 all time against Football Bowl Subdivision foes.

Hood rushed for 138 yards on just 13 carries in North Carolina's season-opening loss to South Carolina, prompting questions about why he didn't get the ball more. His workload wasn't an issue against the Aggies.

Hood had eight carries in the first quarter, including a pair of bruising 1-yard touchdown runs that bookended a 47-yard touchdown catch by Kendrick Singleton.

Tight end Brandon Fritts added touchdown catches of 2 yards and 1 yard, the first two receptions of his career, in the second quarter.

Backup quarterback Mitch Trubisky threw the first of those scoring strikes, and he added a 35-yard touchdown run in the third quarter.

The Aggies had some success moving the ball against North Carolina's retooled defense, but the Tar Heels came up with key takeaways as they built their lead.

Sam Smiley recovered a fumble and returned it 52 yards to set up Hood's second touchdown, and Shakeel Rashad intercepted a pass to thwart the Aggies' most promising drive of the first half. M.J. Stewart also had an interception for the Tar Heels.

N.C. A&T	0	0	7	7	-	14
Carolina	22	14	17	0	-	53

NC - Elijah Hood 1 yd run (Caleb Samuel pass from Joey Mangili) (9:47, 1st)
 NC - Singleton 47 yd pass from Williams (Weiler kick) (4:39, 1st)
 NC - Elijah Hood 1 yd run (Weiler kick) (0:34, 1st)
 NC - Fritts 2 yd pass from Trubisky (Weiler kick) (7:30, 2nd)
 NC - Fritts 1 yd pass from Williams (Weiler kick) (1:56, 2nd)
 NC - Marquise Williams 18 yd run (Weiler kick) (13:07, 3rd)
 NC - Nick Weiler 48 yd FG (7:58, 3rd)
 NC - Mitch Trubisky 35 yd run (Weiler kick) (5:32, 3rd)
 NCAT - Kwashaun Quick 1 yd run (Jones kick) (1:09, 3rd)
 NCAT - Gardin 38 yd pass from Raynard (Jones kick) (11:20, 4th)

	NCAT	NC
First Downs	18	24
Rushes-Yards	41-155	44-215
Passing Yards	118	248
Comp-Att-Int	9-22-2	20-27-0
Plays-Total Yards (Avg)	63-273 (4.3)	71-463 (6.5)
Punts (Avg)	7 (35.9)	3 (40.7)
Fumbles-Lost	1-1	1-0
Penalties-Yards	2-10	5-50
Time of Possession	29:38	30:22

Individual Rushing Leaders (Att-Yds-TD)

Carolina - Hood (16-56-2), M. Williams (4-53-1), Francis (5-14-0), T. Williams (4-19-0), Brunson (4-10-0), Logan (4-5-0), Trubisky (3-33-1)

NCAT - Cohen (15-69-0), Quick (10-48-1), Thompson (7-11-0)

Individual Passing Leaders (Comp-Att-INT)

Carolina - Williams 15-20-0; 211 yards, 2 TD; Trubisky 5-7-0; 37 yards, 1 TD
 NCAT - Quick 7-19-2; 78 yards, 0 TD; Raynard 2-3-0; 40 yards, 0 TD

Individual Receiving Leaders

Carolina - Davis 4-40, Switzer 3-46, Fritts 3-11, Singleton 2-57, Howard 2-37, Hollins 2-26
 NCAT - Gardin 3-49, Keyes 3-46, Cohen 1-20, Gabriel 1-13, Smith 1 - (-10)



Carolina 48, Illinois 14
Sept. 19 • Kenan Stadium
Chapel Hill, N.C.

CHAPEL HILL, N.C. (AP) — Marquise Williams threw three touchdown passes and also ran for 105 yards to help North Carolina beat Illinois 48-14.

Williams led a big offensive performance for the Tar Heels (2-1), who had plenty to feel good about in a rout of a Power-Five nonconference opponent. The overhauled defense continued its improved play by surrendering just one touchdown through the first three quarters, Ryan Switzer had two big punt returns after a frustrating drought and kicker Nick Weiler hit two more field goals to stay perfect on the season.

It was the kind of solid across-the-board performance UNC coach Larry Fedora has been hoping to see, one that has eluded his team for four straight games dating to last season.

Williams shook off an early interception and threw for 203 yards before exiting with the Tar Heels up big early in the fourth.

Then there was Switzer. He tied an NCAA single-season record with five punt returns for touchdowns as a freshman, but didn't manage any last year and had largely been bottled up since his last TD return in the Belk Bowl against Cincinnati to the end of the 2013 season.

On Saturday, he had a 71-yard return early in the second quarter to set up a short field goal, then broke free for an 85-yard touchdown in the fourth. The junior finished with 168 punt-return yards to set a UNC single-game record that had stood since 1951, and he also made amends for dropping a sure long TD pass with a 34-yard scoring catch late in the third from Williams.

Elijah Hood also ran for 129 yards and a touchdown, giving the Tar Heels two 100-yard rushers in the same game for the first time since 2010.

UNC led 20-7 at halftime, then scored 28 straight points to turn the game into a rout. Illinois' first drive stalled at the UNC 2 before ending with a fourth-down incompleteness. And after Ferguson's 1-yard score in the second, Illinois didn't find the end zone until a meaningless touchdown in the final minute.

UNC's Quinshad Davis had a 9-yard touchdown catch in the second quarter, setting the school's career TD receiving mark with 22.

Illinois	0	7	0	7	-	14
Carolina	10	10	7	21	-	48

NC - Nick Weiler 48 yd FG (5:11, 1st)
 NC - Romar Morris 7 yd run (Weiler kick) (1:46, 1st)
 NC - Nick Weiler 32 yd FG (13:55, 2nd)
 ILL - Josh Ferguson 1 yd run (Zalewski kick) (9:52, 2nd)
 NC - Davis 9 yd pass from Williams (Weiler kick) (6:28, 2nd)
 NC - Switzer 34 yd pass from Williams (Weiler kick) (1:50, 3rd)
 NC - Proehl 3 yd pass from Williams (Weiler kick) (12:56, 4th)
 NC - Elijah Hood 28 yd run (Weiler kick) (8:52, 4th)
 NC - Ryan Switzer 85 yd punt return (Weiler kick) (7:29, 4th)
 ILL - Chayce Crouch 1 yd run (Zalewski kick) (0:50, 4th)

	ILL	NC
First Downs	22	23
Rushes-Yards	45-227	37-254
Passing Yards	172	217
Comp-Att-Int	19-38-1	19-26-1
Plays-Total Yards (Avg)	83-399 (4.8)	63-471 (7.5)
Punts (Avg)	7-39.9	3-31.3
Fumbles-Lost	0-0	0-0
Penalties-Yards	8-75	6-51
Time of Possession	35:47	24:13

Individual Rushing Leaders (Att-Yds-TD)

Carolina - Hood (16-129-1), M. Williams (9-105-0), Logan (6-17-0), Morris (1-7-1)

ILL - Ferguson (22-133-1), Vaughn (13-51-0), Crouch (4-16-1)

Individual Passing Leaders (Comp-Att-INT)

Carolina - Williams 17-24-1; 203 yards, 3 TDs; Trubisky 2-2-0; 14 yards, 0 TDs

ILL - Lunt 15-32-1; 140 yards, 0 TDs; Crouch 4-6-0; 32 yards, 0 TDs

Individual Receiving Leaders

Carolina - Davis 5-56, Proehl 4-39, Switzer 3-50, Hood 3-11

ILL - Murdock 7-49, Allison 4-53, Davis 3-16, Ferguson 2-10



Carolina 41, Delaware 14
Sept. 26 • Kenan Stadium
Chapel Hill, N.C.

CHAPEL HILL, N.C. (AP) --- Mitch Trubisky came off the bench and threw four second-half touchdown passes to help North Carolina beat Delaware 41-14.

Trubisky completed 17 of 20 passes for 312 yards, all career-high marks. He also added 39 rushing yards on six attempts.

Mack Hollins caught touchdown passes of 33 and 64 yards for the Tar Heels (3-1), who closed the non-conference portion of their schedule with three consecutive wins.

Trubisky took over for starting quarterback Marquise Williams on North Carolina's final possession of the first half and played the rest of the game.

Williams, who was sacked for an 11-yard loss on his final play, spent the second half on the sideline. He walked gingerly but showed no other sign of injury as he conversed with teammates and coaches during the final two quarters.

Thomas Jefferson rushed for 163 yards and two touchdowns for the Blue Hens (1-3).

Trubisky threw touchdown passes on four consecutive possessions over a 19-minute span to help the Tar Heels turn a close game into a rout.

He started the barrage with two deep scoring passes to Hollins over the top of Delaware's defense. Trubisky hit Bug Howard with a 10-yard strike early in the fourth quarter and then found Ryan Switzer for a 63-yard score on a nifty catch and run.

The Tar Heels racked up 568 total yards and finished a game without punting for the first time since 1996.

The Tar Heels tied the game with an 18-yard touchdown run by Williams on their first possession, but their high-powered offense was stuck in the mud in soggy conditions for much of the first half.

Nick Weiler converted field-goal attempts of 46 and 26 yards to give North Carolina a 13-7 lead at halftime.

The Blue Hens kept the game close for almost three quarters despite featuring a one-dimensional offense. They finished with 279 rushing yards, but quarterback Joe Walker completed 4 of 10 passes for just 24 yards.

Delaware	7	0	7	0	- 14
Carolina	7	6	14	14	- 41

- DEL - Thomas Jefferson 72 yd run (Raggo kick) (14:09, 1st)
- NC - Marquise Williams 18 yd run (Weiler kick) (12:45, 1st)
- NC - Nick Weiler 46 yd FG (8:16, 2nd)
- NC - Nick Weiler 26 yd FG (3:15, 2nd)
- NC - Hollins 33 yd pass from Trubisky (Weiler kick) (10:20 3rd)
- DEL - Thomas Jefferson 1 yd run (Raggo kick) (3:21, 3rd)
- NC - Hollins 64 yd pass from Trubisky (Weiler kick) (1:40, 3rd)
- NC - Howard 10 yd pass from Trubisky (Weiler kick) (11:30, 4th)
- NC - Switzer 63 yd pass from Trubisky (Weiler kick) (6:35, 4th)

	DEL	NC
First Downs	15	29
Rushes-Yards	49-279	35-191
Passing Yards	24	377
Comp-Att-Int	4-10-1	23-33-0
Plays-Total Yards (Avg)	59-303 (5.1)	68-568 (8.4)
Punts (Avg)	5 (42.8)	0 (0.0)
Fumbles-Lost	0-0	6-1
Penalties-Yards	5-60	2-20
Time of Possession	34:18	25:42

Individual Rushing Leaders (Att-Yds-TD)

Carolina - Hood 14-61-0, M. Williams 6-31-1, Trubisky 6-39-0, Logan 5-27-0

Delaware - Jefferson 22-163-2, Williams 18-95-0, Walker 7-17-0

Individual Passing Leaders (Comp-Att-INT)

Carolina - Trubisky 17-20-0; 312 yards, 4 TDs; Williams 6-12-0; 65 yards, 0 TDs

Delaware - Walker 4-10-1; 24 yards, 0 TD

Individual Receiving Leaders

Carolina - Switzer 5-89, Davis 5-83, Hollins 3-100, Howard 3-52, Singleton 2-14, Morris 2-5

Delaware - Tre Brown 1-9, Brandon Whaley 1-7, Jamie Johnson 1-6, Trejon Dinkins 1-2



Carolina 38, Georgia Tech 31
Oct. 3 • Bobby Dodd Stadium
Atlanta, Ga.

ATLANTA, GA. (AP) — Quinshad Davis threw a 37-yard touchdown pass to quarterback Marquise Williams, capping North Carolina's comeback from a three-touchdown deficit, and the Tar Heels beat Georgia Tech 38-31.

Georgia Tech led 21-0 before North Carolina (4-1, 1-0 Atlantic Coast Conference) began its comeback with two touchdowns in the final 90 seconds of the first half. That started a run in which the Tar Heels outscored the Yellow Jackets 38-10. The 21-point deficit overcome marks the biggest comeback win in UNC program history.

Williams' go-ahead touchdown catch came less than 4 minutes into the fourth quarter. Williams handed off to running back T.J. Logan, who ran left and handed off to Davis. The receiver stopped and threw to Williams, who was wide open for the touchdown.

It was Williams' third career touchdown catch, and each came from Davis. Williams added a 28-yard touchdown run on a fourth-down play with about 5 minutes remaining.

The Tar Heels ended a streak of eight straight losses at Georgia Tech since their last win in 1997.

Williams made big plays as a runner, passer and receiver in answering any question about his status as the starter. North Carolina pulled Williams during last week's win against Delaware for backup Mitch Trubisky.

Williams ran for 148 yards and two touchdowns, threw for 134 yards and added the scoring catch.

Following Williams' 28-yard touchdown run, a 37-yard field goal by Georgia Tech's Harrison Butker cut North Carolina's lead to seven points. Georgia Tech then recovered an onside kick before a replay confirmed officials' ruling the ball was touched by the Yellow Jackets before traveling 10 yards.

The Yellow Jackets began one final possession at their 30 with 1:04 and no timeouts remaining. Thomas' last pass was intercepted by M.J. Stewart.

North Carolina's defense stopped a fourth-down run by Thomas at the Tar Heels' goal line early in the fourth quarter. Georgia Tech had converted its three previous fourth-down plays.

Carolina	0	14	10	14	- 38
Georgia Tech	7	14	7	3	- 31

- GT - Justin Thomas 1 yd run (Butker kick) (9:46, 1st)
- GT - Clinton Lynch 14 yd run (Butker kick) (13:38, 2nd)
- GT - Justin Thomas 1 yd run (Butker kick) (4:34, 2nd)
- NC - Elijah Hood 2 yd run (Weiler kick) (1:29, 2nd)
- NC - Marquise Williams 7 yd run (Weiler kick) (0:04, 2nd)
- NC - Nick Weiler 37 yd FG (12:35, 3rd)
- GT - Landis-Davis 19 yd pass from Thomas (Butker kick) (10:45, 3rd)
- NC - Elijah Hood 1 yd run (Weiler kick) (6:51, 3rd)
- NC - Williams 37 yd pass from Davis (Weiler kick) (11:25, 4th)
- NC - Williams 27 yd run (Weiler kick) (4:52, 4th)
- GT - Harrison Butker 37 yd FG (2:46, 4th)

	NC	GT
First Downs	21	27
Rushes-Yards	31-231	59-255
Passing Yards	162	182
Comp-Att-Int	12-21-1	15-26-0
Plays-Total Yards (Avg)	57-413 (7.2)	80-417 (5.2)
Punts (Avg)	3 (27.3)	1 (23.0)
Fumbles-Lost	1-0	4-1
Penalties-Yards	6-42	4-39
Time of Possession	21:15	38:45

Individual Rushing Leaders (Att-Yds-TD)

Carolina - Williams 15-148-2, Hood 12-60-2

Georgia Tech - Thomas 18-56-2, Skov 15-56-0, Lynch 8-48-1, Willis 9-40-0

Individual Passing Leaders (Comp-Att-INT)

Carolina - Williams 13-24-0; 134 yards, 0 TDs; Davis 1-1-0; 37 yards, 1 TD

Georgia Tech - Thomas 12-21-1; 162 yards, 1 TD

Individual Receiving Leaders

Carolina - Davis 3-36, Morris 3-8, Proehl 2-33, Hollins 2-34, Switzer 2-23, Williams 1-37, 1 TD

Georgia Tech - Jeune 3-42, Stewart 3-32, Landis-Davis 2-24, Willis 1-40



Carolina 50, Wake Forest 14
Oct. 17 • Kenan Stadium
Chapel Hill, N.C.

CHAPEL HILL (AP) — Marquise Williams threw three touchdown passes to Mack Hollins and also rushed for a score, and North Carolina routed Wake Forest 50-14.

Williams was 14 of 20 for 282 yards and connected with Hollins on scoring passes of 57, 4 and 42 yards.

The QB added a 13-yard touchdown run while helping the Tar Heels (5-1, 2-0 Atlantic Coast Conference) win their fifth straight, rolling up at least 38 points in each victory.

Elijah Hood added 101 yards rushing with a 36-yard TD run, and T.J. Logan had a 1-yard scoring burst during the Tar Heels' season-best 29-point second quarter. They scored 22 of them in a span of 3 minutes, 42 seconds.

The Tar Heels - who entered with the ACC's top offense in both points (38) and total yards (471) per game - moved the ball at will against a Wake Forest team that entered 15th in the FBS in total defense, finishing with 538 total yards.

The Tar Heels - who entered with the ACC's top offense in both points (38) and total yards (471) per game - moved the ball at will against a Wake Forest team that entered 15th in the FBS in total defense, finishing with 538 total yards.

All of Hollins' catches went for scores, and he became the first North Carolina player with three TD catches since Dwight Jones against Duke in 2011.

Tyler Bell fumbled a screen pass on the first play of Wake Forest's following possession, and Williams countered with his scoring run through the right side that put North Carolina ahead to stay.

Hood then rumbled for 29 and 36 yards on consecutive carries, the latter a touchdown run that made it 22-7, and Logan followed a 61-yard catch-and-run by Austin Proehl - the son of former Wake Forest and NFL player Ricky Proehl - with his short TD that made it 29-14.

Wake Forest, which didn't force any turnovers during its first five games, picked off passes on each of North Carolina's first two possessions but only managed seven points out of them and took its only lead when Wolford's short toss to Serigne midway through the first made it 7-0.

Wake Forest	7	7	0	0	- 14
Carolina	0	29	7	14	- 50

- WF - Serigne 1 yd pass from Wolford (Weaver kick) (7:07, 1st)
- NC - Hollins 57 yd pass from Williams (Weiler kick) (14:52, 2nd)
- NC - Marquise Williams 13 yd run (Weiler kick) (13:06, 2nd)
- NC - Elijah Hood 36 yd run (Brandon Fritts pass from Joey Mangili) (11:18, 2nd)
- WF - Hines 5 yd pass from Wolford (Weaver kick) (6:18 2nd)
- NC - T.J. Logan 1 yd run (Weiler kick) (4:25, 2nd)
- NC - Hollins 4 yd pass from Williams (Weiler kick) (0:04, 3rd)
- NC - Hollins 42 yd pass from Williams (Weiler kick) (12:34, 4th)
- NC - Mitch Trubisky 10 yd run (Weiler kick) (11:11, 4th)

	WF	NC
First Downs	16	22
Rushes-Yards	43-113	33-212
Passing Yards	197	326
Comp-Att-Int	20-30-0	18-26-2
Plays-Total Yards (Avg)	73-310 (4.2)	59-538 (9.1)
Punts (Avg)	6 (41.5)	3 (50.0)
Fumbles-Lost	1-1	0-0
Penalties-Yards	3-24	6-44
Time of Possession	37:00	23:00

Individual Rushing Leaders (Att-Yds-TD)

Carolina - Hood 8-101-1, M. Williams 12-59-1, Logan 7-17-1, Trubisky 2-12-1

Wake Forest - Bell 13-48-0, Hinton 7-37-0, Wolford 10-19-0

Individual Passing Leaders (Comp-Att-INT)

Carolina - Williams 14-20-2; 282 yards, 3 TDs; Trubisky 4-6-0; 44 yards, 0 TDs

Wake Forest - Wolford 16-22-0; 176 yards, 2 TDs, Kendall Hinton 4-8-0; 21 yards, 0 TD

Individual Receiving Leaders

Carolina - Hollins 3-101, Howard 4-45, Proehl 2-94, Davis 3-21

Wake Forest - Serigne 6-65, Lewis 4-58, Bell 4-19, Brent 2-26



Carolina 26, Virginia 13
Oct. 24 • Kenan Stadium
Chapel Hill, N.C.

CHAPEL HILL (AP) —Elijah Hood rushed for two touchdowns and North Carolina forced five turnovers in a 26-13 win over Virginia, the Tar Heels' sixth straight victory.

Hood finished with 101 yards rushing and two 3-yard scoring runs, T.J. Logan added a 16-yard TD and Nick Weiler kicked two field goals for the Tar Heels (6-1, 3-0 Atlantic Coast Conference).

They broke a 13-all halftime tie by scoring on their first three possessions of the second half, and pitched their second straight second-half shutout.

Taquan Mizzell rushed for 117 yards and Matt Johns was 17 of 30 for 148 yards with a 1-yard touchdown pass to Charlie Hopkins for the Cavaliers (2-5, 1-1).

Johns had one fumble and four interceptions in the second half, and was picked off in the end zone on a fourth-and-goal with under 6 minutes left.

Malik Simmons intercepted Johns on Virginia's next series, Weiler kicked a 37-yard field goal with 9:07 left and Shakeel Rashad then picked off Johns in the end zone with 5:50 to play.

Weiler gave the Tar Heels a 16-13 lead with a 29-yarder on their first possession of the half. That came after Virginia tied it at 13 at halftime, turning two North Carolina turnovers into field goals by Ian Frye.

Marquise Williams was 21 of 26 for 226 yards for the Tar Heels, who overcame two turnovers and a season-worst 13 penalties for 135 yards and set up a game with huge Coastal Division implications Thursday night when they visit No. 25 Pittsburgh.

This was North Carolina's lowest-scoring win of the season. The Tar Heels - who have the ACC's most productive offense, averaging 482 total yards and 40.5 points - had scored at least 38 points in each of their victories.

Not that anybody's complaining - not with the vastly improved defense playing like this. Coordinator Gene Chizik's group has held every opponent except Georgia Tech (31) to either 13 or 14 points.

On the first play of the fourth quarter, he plowed up the middle and fell as he extended his arm toward the goal line, and when the ball popped out, Virginia's Zach Bradshaw scooped it up in the end zone. The officials discussed the play and called it a touchdown, and the decision stood after a review.

Virginia	10	3	0	0	- 13
Carolina	7	6	3	10	- 26

VA - Ian Frye 35 yd FG (7:04, 1st)		
NC - T.J. Logan 16 yd run (Weiler kick) (4:36, 1st)		
VA - Charlie Hopkins 1 yd pass from Matt Johns (1:20, 1st)		
NC - Elijah Hood 3 yd run (Joey Mangili pass failed) (8:11, 2nd)		
VA - Ian Frye 26 yd FG (00:25 2nd)		
NC - Nick Weiler 29 yd FG (9:45, 3rd)		
NC - Elijah Hood 3 yd run (Weiler kick) (14:44, 4th)		
NC - Nick Weiler 37 yd FG (9:07, 4th)		

	VA	NC
First Downs	23	24
Rushes-Yards	39-205	38-196
Passing Yards	148	226
Comp-Att-Int	17-30-4	21-26-1
Plays-Total Yards (Avg)	69-353 (5.1)	64-422 (6.6)
Punts (Avg)	3 (42.3)	3 (36.0)
Fumbles-Lost	1-1	3-1
Penalties-Yards	10-62	13-135
Time of Possession	33:57	26:03

Individual Rushing Leaders (Att-Yds-TD)

Carolina - Hood 21-101-2, M. Williams 12-71-0, Logan 3-26-1

Virginia - Mizzell 24-117-0, Hamm 7-70-0

Individual Passing Leaders (Comp-Att-INT)

Carolina - Williams 21-26-1; 226 yards, 0 TDs

Virginia - Johns 17-30-4; 148 yards, 1 TD

Individual Receiving Leaders

Carolina - Davis 6-40, Switzer 6-37, Hollins 3-38, Howard 2-43,

Washington 1-27, Logan 1-21, Singleton 1-16

Virginia - Mizzell 6-57, Severin 3-40, Hopkins 3-36, Thorpe 2-11



Carolina 26, Pittsburgh 19
Oct. 29 • Heinz Field
Pittsburgh, Pa.

PITTSBURGH - (AP) Marquise Williams threw two long touchdown passes and North Carolina beat No. 23 Pittsburgh 26-19 in a matchup of Atlantic Coast Conference upstarts.

The unexpected ACC Coastal showdown was the first of a three-week round-robin that will likely determine the division title. The Tar Heels (7-1, 4-0) face No. 22 Duke next at home with a chance to put a vice grip on the program's first trip to the ACC title game.

North Carolina has won seven straight since a sloppy opening loss to South Carolina and is off to its best start since 1997 under Mack Brown.

For the third straight season, Williams came up huge against Pitt (6-2, 3-1). The senior was 14 for 23 for 270 yards and ran for 52. He has 1,020 total yards in three career victories against the Panthers.

Pitt had its four-game winning streak snapped after moving into the rankings for the first time since 2010 behind new coach Pat Narduzzi. The Panthers had won four one-score games with a grinding, low-risk offense and pressure defense, but they looked outclassed by the best offense in the ACC in the first half, falling behind 20-3.

Pitt got a blocked punt by Quintin Wirigin on North Carolina's first second-half possession to set up Chris Blewitt's 29-yard field goal. Qadree Ollison capped a 75-yard drive by pushing into the end zone from 4 yards out to cut it to 23-13 with 4:10 left in the third quarter.

Williams and Switzer have been all kinds of problems for Pittsburgh since the Panthers joined the ACC three years ago. Two years ago at Heinz Field, Switzer, the West Virginia native, returned two punts for touchdowns in a 34-27 victory for the Tar Heels.

Williams last two games against Pitt: 301 yards rushing, 449 yards passing, six total touchdowns.

Williams connected with Mack Hollins on a 32-yard TD pass after a Pitt turnover deep in its own territory to make it 20-3 with 3:19 left in the second quarter.

The Tar Heels strong start has been as much about its defensive improvement under new coordinator and former Auburn coach Gene Chizik as its strong offense. The Tar Heels had five sacks against Pitt and got strong games out of cornerbacks M.J. Stewart and Des Lawrence.

Carolina	3	17	3	3	- 26
Pittsburgh	3	0	10	6	- 19

UP - Chris Blewitt 44 yd FG (6:41, 1st)		
NC - Nick Weiler 25 yd FG (13:38, 2nd)		
NC - Switzer 71 yd pass from Williams (Weiler kick) (12:13, 2nd)		
NC - Nick Weiler 31 yd FG (4:59, 2nd)		
NC - Hollins 32 yd pass from Williams (Weiler kick) (3:19, 2nd)		
UP - Chris Blewitt 29 yd FG (11:39, 3rd)		
NC - Nick Weiler 39 yd FG (10:14, 3rd)		
UP - Qadree Ollison 4 yd run (Blewitt kick) (4:10, 3rd)		
NC - Nick Weiler 32 yd FG (2:56, 4th)		
UP - Orndoff 6 yd pass from Peterman (Blewitt kick failed) (0:46, 4th)		

	NC	UP
First Downs	17	25
Rushes-Yards	35-174	37-153
Passing Yards	270	262
Comp-Att-Int	14-23-0	27-42-0
Plays-Total Yards (Avg)	58-444 (7.7)	79-415 (5.3)
Punts (Avg)	4 (31.8)	4 (45.0)
Fumbles-Lost	2-0	1-1
Penalties-Yards	3-15	6-55
Time of Possession	24:45	35:15

Individual Rushing Leaders (Att-Yds-TD)

Carolina - Hood 20-98-0, Williams 9-52-0

Pittsburgh - Ollison 10-54-1, James 12-44-0, Peterman 12-41-0

Individual Passing Leaders (Comp-Att-INT)

Carolina - Williams 14-23-0; 270 yards, 2 TDs

Pittsburgh - Peterman 27-42-0; 262 yards, 1 TD

Individual Receiving Leaders

Carolina - Switzer 5-126, Davis 3-24, Hollins 2-81, Logan 2-10, Singleton 1-23

Pittsburgh - Boyd 10-89, Ford 4-66, Holtz 3-49, Challingsworth 3-30



Carolina 66, Duke 31
Nov. 7 • Kenan Stadium
Chapel Hill, N.C.

CHAPEL HILL, N.C. (AP) — Marquise Williams kept pushing the ball downfield, confident that North Carolina's receivers would make the catch against a defense ranked among the nation's best.

There was no let up, either, from a flea-flicker for a touchdown on the first snap to a last-second TD heave just before halftime — all part of a dominating show by a team inching closer to a trip to the Atlantic Coast Conference championship game.

Williams threw for 404 of his school-record 494 yards by halftime in No. 21 North Carolina's 66-31 win against rival Duke.

Williams threw for four touchdowns and ran for another, breaking the school passing mark in the opening minutes of the second half. The senior's performance was the biggest highlight on an afternoon full of them for the Tar Heels (8-1, 5-0 ACC), who haven't lost since the opener and firmed up their hold on the Coastal Division race by blowing out the Blue Devils (6-3, 3-2).

"I'm always dialed in," Williams said. "That's the thing, as a quarterback you have to be dialed in every day. I came to practice with a mindset this week that we were going to come out and win this football game."

Seven players scored for UNC, from Elijah Hood running for three touchdowns to Mack Hollins and Ryan Switzer each hauling in TD catches on 100-yard receiving days. And by the end, the Tar Heels had scored more points than ever against the Blue Devils to keep the rivalry's Victory Bell for another year.

"We don't look ahead and say, 'If we beat this team and this team beats that team,'" linebacker Shakeel Rashad said. "But it is in the front of our minds that we are in control of our own destiny. If we keep winning out, then we're going to reach our goal."

Williams connected with a wide-open Switzer on the flea-flicker for an 89-yard touchdown on UNC's first offensive snap. He later connected with Hollins for a 74-yard TD with 1:30 left in the half, then found Bug Howard with a 49-yard deep ball with 1 second left in the half.

Duke	3	7	14	7	- 31
Carolina	21	17	21	7	- 66

NC - Ryan Switzer 89 yd pass from Williams (Weiler kick) (12:42, 1st)		
DU - Ross Martin 22 yd FG (9:05, 1st)		
NC - Marquise Williams 4 yd run (Weiler kick) (7:14, 1st)		
NC - Elijah Hood 4 yd run (Weiler kick) (1:27, 1st)		
DU - Jela Duncan 52 yd run (Martin kick) (12:04 2nd)		
NC - Nick Weiler 35 yd FG (4:26, 2nd)		
NC - Hollins 74 yd pass from Williams (Weiler kick) (1:30, 2nd)		
NC - Howard 49 yd pass from Williams (Weiler kick) (0:01, 2nd)		
NC - Elijah Hood 16 yd run (Weiler kick) (12:19, 3rd)		
DU - Thomas Sirk 53 yd run (Martin kick) (10:38, 3rd)		
NC - Davis 12 yd pass from Williams (Weiler kick) (7:37, 3rd)		
NC - Elijah Hood 5 yd run (Weiler kick) (4:47, 3rd)		
DU - Thomas Sirk 4 yd run (Martin kick) (1:41, 3rd)		
NC - Mitch Trubisky 2 yd run (Weiler kick) (10:50, 4th)		
DU - Schneider 4 yd pass from Boehme (Martin kick) (3:56, 4th)		

	DU	NC
First Downs	30	29
Rushes-Yards	44-327	40-167
Passing Yards	206	537
Comp-Att-Int	20-40-2	28-40-0
Plays-Total Yards (Avg)	84-533 (6.3)	80-704 (8.8)
Punts (Avg)	4 (44.2)	2 (45.5)
Fumbles-Lost	1-1	0-0
Penalties-Yards	8-72	5-39
Time of Possession	29:37	30:23

Individual Rushing Leaders (Att-Yds-TD)

Carolina - Hood 17-69-3, M. Williams 7-30-1, T. Williams 10-31-0, Logan 3-20-0, Trubisky 1-2-1

Duke - Duncan 13-115-1, Powell 13-98-0, Sirk 8-74-2

Individual Passing Leaders (Comp-Att-INT)

Carolina - Williams 23-35-0; 494 yards, 4 TDs

Duke - Sirk 18-37-2; 191 yards, 0 TDs

Individual Receiving Leaders

Carolina - Hollins 5-165, Switzer 5-107, Howard 3-83, Davis 3-45,

Logan 2-43, Fritts 2-37, Fieulleteau 1-20

Duke - Barnes 5-51, McCaffrey 4-25, Powell 3-31, Nash 2-47



Carolina 59, Miami 21
Nov. 14 • Kenan Stadium
Chapel Hill, N.C.

CHAPEL HILL (AP) —Marquise Williams accounted for four touchdowns and Ryan Switzer had a 78-yard punt return for a score, leading No. 17 North Carolina's dominating performance in a 59-21 win against Miami.

Williams ran for 101 yards and three touchdowns and threw for a TD for the Tar Heels (9-1, 6-0 Atlantic Coast Conference, No. 23 CFP), who won their ninth straight to stay alone atop the Coastal Division and move within a victory of a berth in the league championship game.

Elijah Hood ran for 132 yards and a score for UNC, which didn't put up the gaudy yardage numbers from last week's 66-31 rout of Duke. But the Tar Heels took advantage of penalties, turnovers and mistakes by the Hurricanes (6-4, 3-3) to turn the game into a romp — complete with Williams and Switzer commandeering Miami's "The U" hand sign in mocking celebrations of first-half scores.

Now the Tar Heels can earn a date with top-ranked Clemson on Dec. 5 with a win in either of their last two games — road dates with Virginia Tech and rival North Carolina State — or a Pittsburgh loss in either of its last two games.

The Tar Heels already have more wins than in any season since Mack Brown left to coach Texas in 1997. UNC is also 6-0 in the ACC for the first time since winning its last ACC crown in 1980.

Brad Kaaya threw for 326 yards and a score for Miami, which lost for the first time in three games under interim coach Larry Scott. Miami was still alive in the Coastal Division but ended up flirting with the worst loss in program history for the second time in four games.

Miami finally scored on Kaaya's 8-yard TD throw to Lawrence Cager with 6:30 left in the third, almost a perfect mirror to last year's meeting when Miami led 44-6 with 7:12 left in the third of a blowout win.

Miami finished with 12 penalties for 103 yards, continuing its trend as one of the nation's most penalized teams. The Hurricanes also committed three first-half turnovers, with the Tar Heels converting two into touchdowns within a span of three snaps and otherwise repeatedly getting short fields for Williams to navigate.

The Tar Heels have a program-record 125 points in the past two games, while Switzer's TD return was the seventh of his career — one shy of tying the NCAA record.

Miami	0	0	7	14	-	21
Carolina	7	24	21	7	-	59

NC - Marquise Williams 10 yd run (Weiler kick) (2:40, 1st)
 NC - Elijah Hood 1 yd run (Weiler kick) (13:28, 2nd)
 NC - Nick Weiler 25 yd FG (Weiler kick) (10:22, 2nd)
 NC - Marquise Williams 14 yd run (Weiler kick) (6:24, 2nd)
 NC - Ryan Switzer 78 yd punt return (Weiler kick) (0:40, 2nd)
 NC - Fritts 2 yd pass from Williams (Weiler kick) (13:18, 3rd)
 NC - Marquise Williams 3 yd run (Weiler kick) (10:26, 3rd)
 UM - Cager 8 yd pass from Kaaya (Badgley kick) (6:30, 3rd)
 NC - T.J. Logan 9 yd run (Weiler kick) (3:14, 3rd)
 UM - Brad Kaaya 1 yd run (Badgley kick) (14:26, 4th)
 NC - Charles Brunson 3 yd run (Jones kick) (8:31, 4th)
 UM - Trayone Gray 1 yd run (Badgley kick) (5:05, 4th)

	UM	NC
First Downs	25	30
Rushes-Yards	32-99	46-298
Passing Yards	326	189
Comp-Att-Int	24-43-1	16-22-0
Plays-Total Yards (Avg)	75-425 (5.7)	68-487 (7.2)
Punts (Avg)	6 (40.8)	3 (41.7)
Fumbles-Lost	2-2	1-0
Penalties-Yards	12-103	5-56
Time of Possession	30:44	29:16

Individual Rushing Leaders (Att-Yds-TD)

Carolina - Hood 17-132-1, M. Williams 12-101-3, Logan 4-25-1, Brunson 4-10-1
 Miami - Yearby 13-74-0, Walton 12-40-0, Gray 3-20-1, Kaaya 3-(22)-1

Individual Passing Leaders (Comp-Att-INT)

Carolina - Williams 11-16-0; 105 yards, 1 TDs, Trubisky 5-5-0; 84 yards, 0 TDs
 Miami - Kaaya 24-43-1; 326 yards, 1 TD

Individual Receiving Leaders

Carolina - Fieulleteau 4-74, Davis 3-33, Hollins 1-32, Washington 2-22
 Miami - Coley 5-58, Yearby 4-79, Walton 4-52, Herndon 3-51, Njoku 1-32



Carolina 30, Virginia Tech 27
Nov. 14 • Lane Stadium
Blacksburg, Va.

BLACKSBURG, Va. (AP) — Marquise Williams hit Quinshad Davis with a 5-yard pass in overtime and No. 12 North Carolina spoiled coach Frank Beamer's final home game at Virginia Tech with a 30-27 victory.

The Tar Heels (10-1, 7-0 ACC, No. 17 CFP) won their 10th in a row and clinched the Coastal Division title, and did so despite blowing a 14-point lead in the final three minutes of regulation.

Virginia Tech (5-6, 3-4) tied the game on Michael Brewer's 4-yard, fourth-down pass to Isaiah Ford with 1:07 remaining, but the Hokies had to settle for a field goal to begin the overtime.

Williams then hit Ryan Switzer for 18 yards on the Tar Heels' first play, and after two runs and a false start penalty put them at the 5, Williams hit Davis, who beat Terrell Edmunds in the right corner of the end zone.

Elijah Hood turned two Virginia Tech turnovers into four quarter touchdowns as the Tar Heels opened a 24-10 lead, sending some fans heading for the exits when Brewer was intercepted a second time.

The Hokies, though, used a takeaway of their own to pull within 24-17 with 2:54 left on Brewer's 8-yard scoring pass to Bucky Hodges, and then got Williams fumble on a sack by Luther Maddy.

Brewer then hit Isaiah Ford for 36 yards to the Tar Heels' 12, and after two runs and an incomplete pass gave them a fourth-and-2 at the North Carolina 4, Brewer hit a sliding Ford for the tying touchdown.

The Hokies tried to give Beamer a win in the final home game of his 29-year career. They shut down the ACC's most potent offense for three quarters, but hurt themselves with late turnovers.

The Tar Heels came in having scored 125 points in their last two games. They were second in the league with an average of 495 yards of offense, but managed just 193 in three quarters.

After falling behind 10-3, missing a field goal and squandering a good scoring opportunity after forcing the Tar Heels' first turnover in four games, the Hokies put together their best drive of the day.

Carolina	7	0	3	14	6	-	30
Virginia Tech	0	3	7	14	3	-	27

NC - Marquise Williams 18 yd run (Weiler kick) (11:19, 1st)
 VT - Joey Slye 32 yd FG (10:50, 2nd)
 NC - Nick Weiler 20 yd FG (8:16, 3rd)
 VT - Michael Brewer 3 yd run (Slye kick) (3:44, 3rd)
 NC - Elijah Hood 13 yd run (Weiler kick) (13:32, 4th)
 NC - Elijah Hood 7 yd run (Weiler kick) (7:56, 4th)
 VT - Hodges 8 yd pass from Brewer (Slye kick) (2:54, 3rd)
 VT - Ford 4 yd pass from Brewer (Slye kick) (1:07, 4th)
 VT - Joey Slye 41 yd FG (OT)
 NC - Davis 5 yd pass from Williams (OT)

	NC	VT
First Downs	22	22
Rushes-Yards	47-240	47-130
Passing Yards	205	273
Comp-Att-Int	13-26-0	20-35-2
Plays-Total Yards (Avg)	73-445 (6.1)	82-403 (4.9)
Punts (Avg)	8 (40.1)	6 (34.0)
Fumbles-Lost	6-3	1-1
Penalties-Yards	9-60	6-54
Time of Possession	26:34	33:26

Individual Rushing Leaders (Att-Yds-TD)

Carolina - Hood 17-115-2, Williams 18-74-1, Logan 10-55-0
 Virginia Tech - McMillian 21-80-0, Rogers 12-52-0

Individual Passing Leaders (Comp-Att-INT)

Carolina - Williams 13-26-0; 205 yards, 1 TD
 Virginia Tech - Brewer 20-35-2; 273 yards, 2 TDs

Individual Receiving Leaders

Carolina - Switzer 4-46, Fritts 3-63, Davis 3-42, Proehl 1-32, Hollins 1-20
 Virginia Tech - Ford 8-155, Hodges 6-44, Phillips 3-31, Rogers 2-36



Carolina 45, NC State 34
Nov. 28 • Carter Finley Stadium
Raleigh, N.C.

RALEIGH, N.C. — North Carolina coach Larry Fedora spent all season dangling two goals in front of his players: an Atlantic Coast Conference division title as well as a mythical state championship by sweeping their in-state opponents.

A week after accomplishing the first, the No. 11 Tar Heels took care of the second with a dominating start on the road against a longtime nearby rival.

Elijah Hood and T.J. Logan ran for touchdowns in a 35-point first quarter, helping UNC beat North Carolina State 45-34 for its 11th straight win.

Hood finished with a career-high 220 yards rushing and two touchdowns to lead UNC (11-1, 8-0 ACC, No. 14 CFP), which had already wrapped up the Coastal Division title and a trip to next week's ACC championship game to play No. 1 Clemson.

UNC certainly came out with an edge, driven by memories of last year's 35-7 loss in which the Wolfpack physically beat up the Tar Heels and ran for 388 yards.

UNC had that score reversed by the end of the first quarter. Logan scored on runs of 42 and 40 yards, while Hood had a 39-yard run before scoring from a yard out in that opening avalanche.

Gaping rushing lanes. Downfield matchups in the passing game. Personnel mismatches. UNC won them all in that opening quarter, running for 214 yards and totaling 308 yards on the way to 553 for the game.

UNC also got TD catches from Quinshad Davis and Mack Hollins, tying the program's single-quarter scoring record. That was too big of a hole for the Wolfpack (7-5, 3-5), who managed to slow the Tar Heels' early run but never recovered.

Jacoby Brissett threw for two touchdowns and ran for two more for N.C. State, which put together a couple of long drives in the second quarter to finally slow the Tar Heels' pedal-to-the-floor start.

They earned their first 8-0 mark in ACC play. They became only the fourth team to match the program single-season record of 11 wins, last set in 1997 in Mack Brown's final season before taking over at Texas.

More recently, it marked the first time UNC has swept the rest of the "Big Four" — North Carolina-based ACC teams Duke, N.C. State and Wake Forest — in the same season since 2004.

Carolina	35	0	0	10	-	45
NC State	7	7	9	11	-	34

NC - Davis 5 yd pass from Trubisky (Weiler kick) (12:41, 1st)
 NC - T.J. Logan 42 yd run (Weiler kick) (9:06, 1st)
 ST - Jacoby Brissett 4 yd run (Bambard kick) (5:41, 1st)
 NC - Hollins 53 yd pass from Williams (Weiler kick) (4:47, 1st)
 NC - T.J. Logan 40 yd run (Weiler kick) (1:48, 1st)
 NC - Elijah Hood 1 yd run (Weiler kick) (00:51, 1st)
 ST - Grinnage 16 yd pass from Brissett (Bambard kick) (00:49, 2nd)
 ST - Kyle Bambard 25 yd FG (9:59, 3rd)
 ST - Jacoby Brissett 3 yd run (Brissett run failed) (3:46, 3rd)
 NC - Elijah Hood 1 yd run (Weiler kick) (14:29, 4th)
 ST - Kyle Bambard 34 yd FG (9:35, 4th)
 NC - Nick Weiler 38 yd FG (5:35, 4th)
 ST - Grinnage 20 yd pass from Brissett (Cherry pass from Brissett) (01:51, 4th)

	NC	ST
First Downs	25	28
Rushes-Yards	41-374	52-308
Passing Yards	179	206
Comp-Att-Int	20-31-1	17-37-1
Plays-Total Yards (Avg)	72-553 (7.7)	89-514 (5.8)
Punts (Avg)	1 (33.0)	4 (43.5)
Fumbles-Lost	3-2	0-0
Penalties-Yards	3-30	7-72
Time of Possession	24:00	36:00

Individual Rushing Leaders (Att-Yds-TD)

Carolina - Hood 21-220-2, M. Williams 10-53-0, Logan 6-100-2
 NC State - Brissett 20-128-2, Gallaspy 14-77-0, Hines 9-39-0

Individual Passing Leaders (Comp-Att-INT)

Carolina - Williams 19-31-1; 174 yards, 1 TD, Trubisky 1-1-0; 5 yards, 1 TD
 NC State - Brissett 17-37-1; 206 yards, 2 TDs

Individual Receiving Leaders

Carolina - Switzer 8-38, Davis 4-33, Hollins 3-65, Howard 3-28
 NC State - Samuels 6-97, Grinnage 2-36, Locklear 2-25, Hines 2-23, Trowell 2-11



Clemson 45, Carolina 37
Dec. 5 • Bank of America Stadium
Charlotte, N.C.

CHARLOTTE (AP) — Heisman Trophy hopeful Deshaun Watson threw for three touchdowns and ran for two more as No. 1 Clemson stayed unbeaten — perhaps helped by a disputed call — by holding off eighth-ranked North Carolina 45-37 in the ACC championship game.

Watson's 420 total yards and five total touchdowns set ACC championship game records and assures the Tigers (13-0) a spot in the College Football Playoff.

It didn't come without some suspense.

North Carolina's Ryan Switzer hauled in his second TD catch of the game with 1:13 left to cut Clemson's lead to eight and threaten the Tigers.

The Tar Heels appeared to recover the onside kick, but were called for being offside — although replays didn't show any player in a blue jersey being offside — and had to kick again. The Tar Heels attempted another onside kick and this time Clemson recovered and ran out the clock.

"I had a chance to look at it and they missed it. They were wrong. That's all I'm going to say about it. They were wrong," UNC coach Larry Fedora said.

Wayne Gallman ran for 185 yards on 27 carries and scored two touchdowns and Artavis Scott had seven catches for 96 yards and a score.

Marquise Williams threw for 224 yards and three touchdowns and also ran for 81 yards and a score for the Tar Heels (11-2, No. 10 CFP), who were trying to win their first ACC title in 35 years.

The Tar Heels trailed 42-30 midway through the fourth quarter and were looking to make it a one-possession game when Clemson defensive end Shaq Lawson sacked Williams and forced a fumble that teammate Austin Bryant recovered. That led to a field goal and 45-30 lead.

Clemson's lead might have been bigger had it not been for a curious decision by Tigers punter Andy Teasdall, who decided to take matters into his own hand and take off running on fourth-and-15 at his own 30.

The Tar Heels took advantage right away, quickly moving 34 yards in four plays with Williams finding Switzer in the back of the end zone for a 3-yard touchdown pass to give the Tar Heels a 16-14 lead.

Carolina	9	7	7	14	- 37
Clemson	7	14	14	10	- 45

- NC - Nick Weiler 30 yd FG (8:45, 1st)
- CU - Gallman 16 yd pass from Watson (Lakip kick) (5:14, 2nd)
- NC - Logan 46 yd pass from Williams (Mangili pass failed) (1:44, 2nd)
- CU - Deshaun Watson 9 yd run (Lakip kick) (10:35, 2nd)
- NC - Switzer 3 yd pass from Williams (3:52, 2nd)
- CU - Leggett 1 yd pass from Watson (00:02, 2nd)
- CU - Wayne Gallman 3 yd run (Lakip kick) (7:55, 3rd)
- CU - Scott 35 yd pass from Watson (Lakip kick) (4:58, 3rd)
- NC - Marquise Williams 1 yd run (Weiler kick) (1:39, 3rd)
- CU - Deshaun Watson 2 yd run (Lakip kick) (11:34, 4th)
- NC - Elijah Hood 2 yd run (Weiler kick) (9:54, 4th)
- CU - Greg Huegel 27 yd FG (2:19, 4th)
- NC - Switzer 17 yd pass from Williams (Weiler kick) (1:13, 4th)

	NC	CU
First Downs	37	45
Rushes-Yards	32-142	56-319
Passing Yards	240	289
Comp-Att-Int	12-35-1	26-42-1
Plays-Total Yards (Avg)	67-382 (5.7)	98-608 (6.2)
Punts (Avg)	6 (41.5)	5 (39.8)
Fumbles-Lost	2-1	2-0
Penalties-Yards	6-44	11-80
Time of Possession	21:04	38:56

Individual Rushing Leaders (Att-Yds-TD)

Carolina - Hood 14-65-1, Williams 17-81-1
 Clemson - Gallman 28-187-1, Watson 24-131-2

Individual Passing Leaders (Comp-Att-Int)

Carolina - Williams 11-33-1; 224 yards, 2 TDs
 Clemson - Watson 26-42-1; 289 yards, 3 TDs

Individual Receiving Leaders

Carolina - Davis 3-73, Switzer 3-41, Hollins 2-41, Logan 1-46, Fritts 1-27
 Clemson - Scott 7-96, Gallman 4-68, Peake 4-40, McCloud 3-27, Leggett 3-24, Renfrow 3-22



Baylor 49, Carolina 38
Dec. 29 • Orlando Citrus Bowl
Orlando, Fla.

ORLANDO, FLA. --- Johnny Jefferson rushed for three touchdowns and a record 299 yards, and No. 18 Baylor ran past No. 10 North Carolina 49-38 in the Russell Athletic Bowl.

North Carolina (11-3) tried to match Baylor's scoring output but had a key fumble in the third quarter that stifled its comeback efforts.

Marquise Williams passed for 243 yards and three scores, and rushed for two more. Elijah Hood added 118 yards rushing.

Though sophomore Chris Johnson started the day at quarterback, five different players — Johnson, his backup Lynx Hawthorne, and running backs Jefferson, Chafin, and Terence Williams — all took snaps from center for the Bears within the first two series. They continued to use the quintet in multiple Wildcat formations throughout the game.

North Carolina kept pace as best it could and scored on its opening possession of the second half to cut what had been an 18-point first-half deficit to 28-24.

Baylor needed just eight plays to go back up 35-24 following 3-yard touchdown run by Williams.

The Tar Heels started their next drive with a 67-yard run by Hood to get back into the red zone.

But two plays later T.J. Logan fumbled at the goal line after being hit by Alavion Edwards and it was scooped up by Baylor's Orion Stewart for a touchback.

The Bears took advantage, and on their first play after the changeover scored on an 80-yard scamper by Jefferson that put them in front 42-24.

Baylor turned it over on downs on opening the possession of the game, but scored on each of its next four drives of the first half to take 28-10 lead in the first half.

The Bears' play calling was varied and creative throughout, using a deluge of direct-snaps, jet sweeps and an occasional pass to keep the Tar Heels' secondary honest. The result was a rash of chunk plays, including 10 Bears running plays of more than 10 yards in the first half alone.

For the half, Baylor finished with 358 rushing yards, breaking the previous bowl record of 325 rushing yards set by Illinois against Virginia in 1999. Jefferson was the most active, rushing for 173 yards and a pair of touchdowns in his record Russell Athletic Bowl performance.

Carolina	7	10	14	7	- 38
Baylor	14	14	14	7	- 49

- NC - Fritts 9 yd pass from Williams (Weiler kick) (8:37, 1st)
- BU - Lynx Hawthorne 6 yd run (Callahan kick) (4:25, 1st)
- BU - Devin Chafin 2 yd run (Callahan kick) (0:15, 1st)
- NC - Nick Weiler 32 yd FG (12:28, 2nd)
- BU - Johnny Jefferson 11 yd run (Callahan kick) (9:35, 2nd)
- BU - Johnny Jefferson 27 yd run (Callahan kick) (2:16, 2nd)
- NC - Marquise Williams 4 yd run (Weiler kick) (00:35, 2nd)
- NC - Marquise Williams 1 yd run (Weiler kick) (11:45, 3rd)
- BU - Terrence Williams 3 yd run (Callahan kick) (3:07, 3rd)
- BU - Johnny Jefferson 80 yd run (Callahan kick) (2:04, 3rd)
- NC - Howard 27 yd pass from Williams (Weiler kick) (00:47, 3rd)
- BU - Terrence Williams 1 yd run (Callahan kick) (10:24, 4th)
- NC - Singleton 7 yd pass from Williams (Weiler kick) (2:20, 4th)

	NC	CU
First Downs	38	49
Rushes-Yards	36-244	84-645
Passing Yards	243	111
Comp-Att-Int	22-36-1	10-18-1
Plays-Total Yards (Avg)	72-487 (6.8)	102-756 (7.4)
Punts (Avg)	3 (41.0)	0
Fumbles-Lost	2-1	1-0
Penalties-Yards	5-34	11-117
Time of Possession	22:54	37:06

Individual Rushing Leaders (Att-Yds-TD)

Carolina - Hood 13-118-0, Williams 17-81-2
 Baylor - Jefferson 23-299-3, Chafin 27-161-1, Williams 16-97-2, Hawthorne 7-63-1


Individual Passing Leaders (Comp-Att-Int)

Carolina - Williams 22-36-1; 243 yards, 3 TDs
 Baylor - Johnson 7-12-1; 82 yards, 0 TDs

Individual Receiving Leaders

Carolina - Davis 6-60, Howard 3-42, Switzer 3-29, Hollins 2-24, Fritts 2-19, Singleton 2-19, Hood 2-7, Washington 1-23, Morris 1-11
 Baylor - Cannon 4-40, Lee 2-32, Williams 2-7, Zamora 1-24

2015 SENIORS



QUINSHAD DAVIS

WIDE RECEIVER
6-4 • 220 • SENIOR
GAFFNEY, S.C. • GAFFNEY




14

- Played in 52 games at UNC and made 47 career starts.
- UNC school record holder with 25 career touchdown receptions - had five TD as a freshman in 2012, 10 in 2013, six in 2014 and four in 2015.
- Also holds the school record for career receptions with 205.
- Finished with 2,614 career receiving yards, which ranks second all-time at UNC.
- 2015 All-ACC Third Team (ACSMA)
- Finished tied with Ryan Switzer with a team-high 55 receptions for 638 yards and four touchdowns as a senior
- Racked up 61 catches for 776 yards as a true freshman, establishing school freshman records in both categories

QUINSHAD DAVIS - CAREER STATISTICS

Year	Rec.	Yards	Avg.	TD	LP
2012	61	776	12.7	5	50
2013	48	730	15.2	10	59
2014	41	470	11.5	6	26
2015	55	638	11.6	4	40
Totals	205	2,614	12.8	25	59

Career Highs: 16 receptions at Virginia (2012); 178 yards at Virginia (2012)



SHAKEEL RASHAD

LINEBACKER
6-2 • 245 • SENIOR
JACKSONVILLE, FLA. • EPISCOPAL




42

- Played in 43 games at UNC and made 16 career starts, including all 14 games as a senior.
- 2015 All-ACC Third Team (ACSMA and coaches)
- 2015 AFCA Good Works Team & Wuerffel Trophy Candidate
- Had his best season as a senior, finishing second on the team with 126 tackles in his first full season as a linebacker
- Led the team with 8.5 tackles for loss and three forced fumbles
- Closed the year with the best sustained play of his career, totaling 56 tackles over his last four college games

SHAKEEL RASHAD - CAREER STATISTICS

Year	Pri	A	Total	TFL	SACKS	INT	PBU	FF	FR	QBH
2012	13	5	18	3.5-8	1.5-4	1-0	2	1	0	5
2013	5	4	9	1.0-2	1.0-2	0-0	0	0	0	0
2014	11	7	18	2.5-5	0-0	0-0	0	0	1	5
2015	82	44	126	8.5-40	1.5-8	2-5	2	3	0	3
Totals	111	60	171	15.5-55	4.0-14	3-5	4	4	1	13

Career High: 16 tackles vs. Baylor (2015)



ROMAR MORRIS

TAILBACK
5-10 • 190 • SENIOR
SALISBURY, N.C. • SALISBURY




21

- Played in 50 games at UNC and made 13 career starts
- Versatile running back with dynamic speed who finished his career with 2,191 all-purpose yards (1,024 rushing, 499 receiving, 597 kickoff return, 11 punt return

ROMAR MORRIS - CAREER STATISTICS

Year	Rushing					Receiving				
	No.	Yards	Avg.	TD	LP	No.	Yards	Avg.	TD	LP
2012	69	386	5.6	2	31	12	204	17.0	2	50
2013	69	296	4.3	5	41	12	63	5.2	0	17
2014	65	278	4.3	4	20	21	178	8.5	0	26
2015	10	64	6.4	1	15	9	54	6.0	0	20
Totals	213	1,024	4.8	12	41	50	499	9.2	2	50

Career Highs: 17 rushing attempts at Duke (2014); 96 rushing yards at Duke (2014); 5 receptions at Louisville (2012); 149 receiving yards at Louisville (2012)



JESSIE ROGERS

DEFENSIVE END
6-4 • 270 • SENIOR
ARLINGTON, TEXAS • BOWIE




43

- Played in 51 games at UNC, primarily as a designated pass rusher.
- Played in all 14 games as a senior and finished the season with 30 tackles, 2.5 tackles for loss, one sack and five quarterback hurries

JESSIE ROGERS - CAREER STATISTICS

Year	Pri	A	Total	TFL	SACKS	INT	PBU	FF	FR	QBH
2012	3	6	9	0.5-2	0-0	0-0	0	0	0	2
2013	1	4	5	0-0	0-0	0-0	0	0	0	1
2014	6	4	10	6.0-32	5.5-31	0-0	0	1	0	2
2015	20	10	30	2.5-7	1.0-5	0-0	0	0	0	5
Totals	30	24	54	9.0-41	6.5-36	0-0	0	1	0	10

Career High: 3 tackles vs. NC State (2012)



JEFF SCHOETTMER

LINEBACKER
6-2 • 235 • SENIOR
DALLAS, TEXAS • JESUIT COLLEGE PREP




10

- Hard-working linebacker who began his career as a walk-on and earned a scholarship with his outstanding play
- Played in 52 games at UNC and started 38 in his career, including the last 27 in a row.
- 2015 All-ACC Third Team (Coaches) and Honorable Mention (ACSM)
- Ranked third on the team as a senior with 97 tackles
- Posted a team-high 74 tackles as a junior and returned two interceptions for touchdowns



JEFF SCHOETTMER - CAREER STATISTICS										
Year	Pri	A	Total	TFL	SACKS	INT	PBU	FF	FR	QBH
2012	17	6	23	2.0-11	1.0-9	0-0	0	0	1	1
2013	46	39	85	4.5-10	0.5-4	0-0	3	0	1	6
2014	44	30	74	6.0-16	0-0	2-48	4	0	1	5
2015	47	50	97	6.5-15	0-0	2-63	1	1	2	3
Totals	154	125	279	19.0-52	1.5-13	4-111	8	1	5	15

Career Highs: 13 tackles at Virginia Tech (2013); 3.0 tackles for loss at Virginia (2014)



MALIK SIMMONS

CORNERBACK
5-11 • 190 • SENIOR
LEHIGH ACRES, FLA. • LEHIGH



11

- Played in 48 games at UNC and made 23 career starts.
- Appeared in 12 games at cornerback as a senior, including seven starts, and had 34 tackles on the year
- Also ranked third on the team with seven pass breakups


MALIK SIMMONS - CAREER STATISTICS										
Year	Pri	A	Total	TFL	SACKS	INT	PBU	FF	FR	QBH
2012	5	0	5	0-0	0-0	0-0	0	0	1	
2013	31	16	47	2.0-3	0-0	0-0	1	0	0	
2014	23	11	34	2.5-5	0-0	0-0	3	1	0	
2015	26	8	34	0-0	0-0	2-5	7	0	0	
Totals	85	35	120	4.5-8	0-0	2-5	11	1	1	

Career High: 11 tackles at Virginia Tech (2015)



KENDRICK SINGLETON

TIGHT END/WIDE RECEIVER
6-2 • 215 • SENIOR
MACCLENNY, FLA. • BAKER COUNTY



81

- Played in 49 games at UNC and made 19 career starts, including 13 as a senior.
- Outstanding team player who had good hands, was an outstanding blocker and played on special teams
- Finished his senior season with 12 catches for 142 yards and two touchdowns

KENDRICK SINGLETON - CAREER STATISTICS					
Year	Rec.	Yards	Avg.	TD	LP
2012	0	0	0.0	0	0
2013	6	66	11.0	1	20
2014	13	153	11.8	1	34
2015	12	142	11.8	2	47
Totals	31	361	11.6	4	34

Career Highs: 3 receptions vs. SDSU (2014); 57 yards receiving vs. NC A&T (2015)



SAM SMILEY

SAFETY
5-11 • 190 • SENIOR
JACKSONVILLE, FLA. • RAINES



3

- Played in 31 games at UNC and made 20 career starts.
- Started 11 games as a senior before suffering a season-ending torn Achilles and missing the ACC Championship Game and Russell Athletic Bowl
- Had 126 career tackles, including 48 as a senior and 52 as a junior

SAM SMILEY - CAREER STATISTICS										
Year	Pri	A	Total	TFL	SACKS	INT	PBU	FF	FR	QBH
2012	12	14	26	0-0	0-0	0	0	0	0	
2014	32	20	52	0.5-0	0-0	1-7	4	0	1	
2015	25	23	48	1.0-1	0-0	1-41	2	0	2	
Totals	69	57	126	1.5-1	0-0	2-48	6	0	3	

Career High: 11 tackles at Louisville (2012)



JUSTIN THOMASON

DEFENSIVE TACKLE
6-4 • 295 • SENIOR
MCDONOUGH, GA. • EAGLE'S LANDING CHRISTIAN

98

- Played in 42 games at UNC and made 25 career starts.
- Played in all 14 games and started the final 12 games of his senior season at defensive tackle
- Finished the year with 43 tackles, 4.5 tackles for loss, 3.5 sacks and one quarterback hurry

JUSTIN THOMASON - CAREER STATISTICS										
Year	Pri	A	Total	TFL	SACKS	INT	QBH	FF	FR	
2012	2	5	7	2.0-12	2.0-12	0-0	0	0	0	
2013	7	15	22	1.5-3	0-0	0-0	3	0	0	
2014	14	17	31	5.0-12	1.0-6	0-0	2	1	0	
2015	14	28	42	4.5-10	3.5-9	0-0	1	0	0	
Totals	37	65	102	13.0-37	6.5-27	0-0	6	1	0	

Career High: 7 tackles vs. East Carolina (2013), vs. Virginia Tech (2014), vs. Baylor (2015)




LANDON TURNER

OFFENSIVE GUARD
6-4 • 325 • SENIOR
HARRISONBURG, VA. • HARRISONBURG

78

- Four-year starter at guard who had an outstanding career at UNC • Played in 52 games at UNC and made 42 career starts.
- First-team All-America (Associated Press)
- Second-team All-America (CBS Sports, FWAA)
- First-team All-ACC (ACSMA and coaches)
- Named ACC Offensive Lineman of the Week for his performances against South Carolina, Illinois, Virginia and Miami in 2015
- Graded out at 90 percent or better in each of the first four games of the season and 11 of 14 on the year
- Offensive line was named a Joe Moore Award semifinalist, a new award which recognizes the best o-line play in the country
- Helped pave the way for Carolina to rush for more than 220 yards per game as tailback Elijah Hood rushed for 1,463 yards and quarterback Marquise Williams ran for 948




DAMIEN WASHINGTON

WIDE RECEIVER
6-1 • 195 • SENIOR
KANNAPOLIS, N.C. • A.L. BROWN

35

- Played in 49 games at UNC and made two career starts.
- Speedster who contributed both as a wide receiver and on special teams and appeared in all 14 games as a senior
- Finished the season with eight catches for 115 yards
- Had 16 receptions for 207 yards during his career

DAMIEN WASHINGTON - CAREER STATISTICS										
Year	Receiving					Tackles				
	No.	Yards	Avg.	TD	LP	Solo	Asst.	Total		
2012	2	16	8.0	0	15	0	4	4		
2013	0	0	0.0	0	0	4	1	5		
2014	6	76	12.7	0	27	3	3	6		
2015	8	115	14.4	0	27	0	4	4		
Totals	16	207	12.9	0	27	7	12	19		



MARQUISE WILLIAMS

QUARTERBACK
6-2 • 225 • SENIOR
CHARLOTTE, N.C. • MALLARD CREEK

12

- 2015 All-ACC Second Team (ACSMA and coaches)
- Played in 48 games at UNC and made 33 career starts
- Established more than 20 UNC records, including career rushing touchdowns by a quarterback (35), career rushing yards by a quarterback (2,458) and career total offense (10,423)
- Was responsible for more touchdowns (99) than any other player in school history and only two players in ACC history had more
- Ranks third in school history with 61 touchdown passes and is third in school history with 35 rushing touchdowns
- Compiled the top three and four of the top five single-game total offense performances in Carolina history – set the UNC mark with 524 total yards of offense against Duke in 2015 and accomplished that in less than three quarters • The 524 yards are the sixth-most in ACC single-game history • Eclipsed his own previous UNC record of 469, which he set against Old Dominion in 2013

MARQUISE WILLIAMS - CAREER STATISTICS							
Year	C-A-I	Pct.	Yards	TD	LP	Yds/Gm	Effic.
2012	10-17-0	.588	127	1	39	14.1 (9)	141.00
2013	126-217-6	.581	1,698	15	79	141.5 (12)	141.07
2014	270-428-9	.631	3,068	21	91	236.0 (13)	135.28
2015	219-357-10	.613	3,072	24	89	219.4 (14)	150.21
Totals	625-1,019-25	.613	7,965	61	91	165.9 (48)	141.84

Year	Rushing					Receiving				
	No.	Yards	Avg.	TD	LP	No.	Yards	Avg.	TD	LP
2012	29	186	6.4	3	23	0	0	0.0	0	0
2013	111	536	4.8	6	28	2	52	26.0	1	29
2014	193	788	4.1	13	52	2	17	8.5	1	23
2015	158	948	6.0	13	46	1	37	37.0	1	37
Totals	491	2,458	5.0	35	52	5	106	21.2	3	37

Career Highs: 494 passing yards vs. Duke (2015); 38 pass completions vs. Georgia Tech (2014); 47 pass attempts vs. Georgia Tech (2014); 5 touchdown passes vs. Old Dominion (2013); 21 rushing attempts at Duke (2014); 148 rushing yards at Georgia Tech (2015); 3 rushing touchdowns vs. Pitt (2014), vs. Miami (2015); 524 yards of total offense (school record) vs. Duke (2015)

2016 FOOTBALL

CAROLINA



HISTORY

CAROLINA'S ALL-AMERICAS

CARLTON BAILEY, NOSE GUARD

NEA 1987 (2).

GEORGE BARCLAY, GUARD

Associated Press 1933 (3), 1934; Central Press 1933 (3), 1934 (2); Grantland Rice 1934; All-America Board 1934; New York World-Telegram 1934; Collegiate Digest 1934; Albert Richard 1934; Illustrated Football Annual 1934; Hearst 1934; NEA 1934; Lou Little Team 1934; Williamson 1934; New York Sun 1934 (2); Charles Parker Team 1934 (2); United Press 1934 (2); International News Service 1934 (2); Tom Thorp Team 1934 (2); All-Players Team 1934 (2); Red Grange Team 1934 (2); Bill Cunningham Team 1934 (2).

RICKY BARDEN, DEFENSIVE BACK

Ray Scott Team 1979; Football News 1979 (2).

HARRIS BARTON, OFFENSIVE TACKLE

Associated Press 1986; NEA 1986; Athlon's 1986; Joel Buschbaum Team 1986; The Sporting News 1986 (2); Football News 1986 (3).

GIOVANI BERNARD, RUNNING BACK

Associated Press 2012 (3)

ANDY BERSHAK, END

Associated Press 1936 (2), 1937 (3); Williamson 1936 (3), 1937; All-Players Team 1936 (3), 1937 (2); College Sportswriters 1937; NANA 1937; Grantland Rice 1937; Central Press 1937; NEA 1937; Albert Richard Team 1937; Illustrated Football Annual 1937; Eddie Dooley Team 1937; United Press 1937 (2); International News Service 1937 (3); Charles Parker Team 1937 (2); Bill Cunningham Team 1937 (2).

BRIAN BLADOS, OFFENSIVE TACKLE

Associated Press 1983; NEA 1983; United Press International 1983 (2); College and Pro Football Newsweekly 1983 (2); Football News 1983 (3).

PHIL BLAZER, TACKLE

Football Digest 1958 (2); Central Press 1958 (3).

##DRE' BLY, CORNERBACK

Associated Press 1996; Walter Camp 1996; Football Writers 1996; The Sporting News 1996; Football News (2) 1996; Associated Press 1997; Walter Camp 1997; Football Writers 1997; Football News 1997; The Sporting News 1997 (3); Walter Camp 1998; Football News 1998 (3).

Bly is the only two-time consensus first-team All-America in Carolina history and the only three-time first-team All-America in Atlantic Coast Conference history.

JASON BROWN, CENTER

Pro Football Weekly, 2004.

MARK CANTRELL, CENTER

Football News 1976 (2).

ED CHALUPKA, GUARD

Associated Press 1969 (3).

JONATHAN COOPER, OFFENSIVE GUARD

Associated Press 2012; Walter Camp 2012; Football Writers 2012, AFCA 2012; The Sporting News 2012, Pro Football Weekly 2012

QUINTON COPLES, DEFENSIVE LINEMAN

Scout.com, 2010 (2).

PAT CROWLEY, OFFENSIVE GUARD

Mizlou 1989; Football News 1989 (3).

KEVIN DONNALLEY, OFFENSIVE TACKLE

College and Pro Football Newsweekly 1990 (3).

RICK DONNALLEY, CENTER

AP 1980 (2), Football News 1980 (3).

DAVID DRECHSLER, OFFENSIVE GUARD

Football Writers 1981, 1982; Football News 1981 (2), 1982; Walter Camp 1982; Mizlou 1982; Associated Press 1982 (2); United Press International 1982 (2); NEA 1982 (2); College and Pro Football Newsweekly 1982 (2).

ERIC EBRON, TIGHT END

ESPN.com 2013; AP 2013 (2); Walter Camp 2013 (2); USA Today 2013 (2); SI.com 2013 (2); Athlon 2013 (2); CBSsports.com 2013 (2).

GREG ELLIS, DEFENSIVE END

The Sporting News (2) 1996; Associated Press (3) 1996; Football News (3) 1996; AP 1997; Walter Camp 1997; Football Coaches 1997; Football News 1997; The Sporting News (2) 1997.

RAY FARRIS, GUARD

NEA 1929 (2); Associated Press 1929 (3).

DERRICK FENNER, TAILBACK

College & Pro Football Newsweekly 1986 (3).

WILLIAM FULLER, DEFENSIVE TACKLE

Football Writers 1982; Football News 1982, 1983; College and Pro Football Newsweekly 1982, 1983; Associated Press 1982 (2), 1983 (2); Football Coaches 1983; Walter Camp 1983; The Sporting News 1983; United Press International 1983 (2); NEA 1983 (2).

JEFF GARNICA, CENTER

Associated Press 1988 (3).

TRIMANE GODDARD, SAFETY

Associated Press 2008 (2); Walter Camp 2008 (2), Rivals.com (3).

AL GOLDSTEIN, END

Football Writers 1958; NEA 1958.

DEE HARDISON, DEFENSIVE TACKLE

Associated Press 1977; Football Writers 1977; Football News 1977; United Press International 1977 (2); NEA 1977 (2); College & Pro Football Newsweekly 1977 (2).

IRV HOLDASH, CENTER & LINEBACKER

Associated Press 1950; NEA 1950; All-Players Team 1950; All-America Board 1950; Football Digest 1950; Bill Stern Team 1950; Boston Record 1950; Gridiron Record 1950; Police Gazette 1950; Helms 1950; United Press 1950 (2); Central Press 1950 (2); The Sporting News 1950 (2).

ETHAN HORTON, TAILBACK

Football News 1983 (3); United Press International 1984 (2); Associated Press 1984 (3).

JIM HUTCHINS, BACK

All-America Board 1934 (HM).

KEN HUFF, OFFENSIVE GUARD

Associated Press 1974; Football Coaches 1974; NEA 1974; The Sporting News 1974; Walter Camp 1974; Time Magazine 1974; Pop Warner 1974; Football News 1974 (2); United Press International 1974 (2).

DON JACKSON, BACK

Associated Press 1935 (2); Central Press 1935 (2); NEA 1935 (2).

FREDDIE JONES, TIGHT END

Football News (3) 1996.

MARCUS JONES, DEFENSIVE END/TACKLE

Associated Press 1994 (3); Associated Press 1995; Football Coaches 1995; Walter Camp 1995; United Press International 1995; College Sports 1995; The Sporting News 1995 (2).

CHARLIE JUSTICE, TAILBACK

Associated Press 1946 (3), 1947 (2), 1948, 1949; United Press 1946 (2), 1948, 1949 (2); NEA 1946 (2), 1947 (2), 1948; Football Coaches 1946 (3), 1948, 1949; Sports Week 1946 (3), 1948; Gridiron Weekly 1946 (2); PIC Scouts 1946 (2); International News Service 1947 (3), 1948, 1949; Central Press 1947 (3), 1948, 1949 (2); All-America Board 1948, 1949; Williamson 1948, 1949; All-Players Team 1948, 1949; The Sporting News 1948, 1949; Paramount 1948, 1949; Bill Stern 1948; Police Gazette 1948, 1949; Football Digest 1948, 1949; Boston Record 1948; College Football Illustrated (Sports Review) 1948, 1949; New York News 1948; Complete Football 1948; Deke Houlgate Team 1948; Football Writers 1948 (2), 1949 (3).

** Justice is also a member of the College Football Hall of Fame and the Helms Hall of Fame.*

BOB LACEY, END

AP 1963; Football Writers 1963; NEA 1963 (2).

JIM LALANNE, BACK

Bill Stern Team 1939 (2); International News Service 1939 (2); NEA 1939 (3); Hearst 1939 (3); Williamson 1939 (3).

AMOS LAWRENCE, TAILBACK

Football News 1980 (3); College & Pro Football Newsweekly 1980 (3).

JIM LECOMPTE, GUARD

NEA 1961 (3).

STEVE MARONIC, TACKLE

Central Press 1938; Eddie Dooley Team 1938; Newsweek 1938 (2); United Press 1938 (2); What's What in Football 1938 (2); NEA 1938 (2); AP 1938 (3); College Humor 1938 (3).

KIVUUSAMA MAYS, LINEBACKER

Associated Press (3) 1997.

DON MCCAULEY, TAILBACK

Associated Press 1970; Football Writers 1970; Football Coaches 1970; Central Press 1970; Walter Camp 1970; Football News 1970; United Press International 1970 (2). ** McCauley is a member of the College Football Hall of Fame.*

NATRONE MEANS, TAILBACK

Football News 1992 (3)

RANDALL PARSONS, CENTER

Associated Press 1992 (3).

JULIUS PEPPERS, DEFENSIVE END

Associated Press 2000 (2), 2001; Walter Camp 2000 (2), 2001; Football News 2000 (2), 2001; Sporting News 2001, Football Writers 2001; Football Coaches 2001; CNNSI.com 2000, 2001
*Unanimous All-America 2001

GREG POOLE, DEFENSIVE BACK

Football News 1981 (3).

RAY POOLE, END

Bill Stern Team 1943 (3).

KEN POWELL, END

NEA 1949.

WALT PUPA, FULLBACK

All-Players Team 1947 (3).

RON RUSNAK, OFFENSIVE GUARD

Associated Press 1972; United Press International 1972; Football Writers 1972; Football Coaches 1972; Football News 1972 (2).

JERRY SAIN, OFFENSIVE TACKLE

Football News 1972 (2).

MIKE SALZANO, OFFENSIVE GUARD

Football News 1977 (3).

BRIAN SCHMITZ, PUNTER

The Sporting News, 1999.

PAUL SEVERIN, END

Associated Press 1939, 1940; Williamson 1939, 1940; NEA 1939 (2), 1940; Dr. L.H. Baker Team 1939 (3), 1940; United Press 1939 (3), 1940 (2); What's What in Football 1939 (3), 1940 (2); New York News 1940; Boston Record 1940; Newsweek 1940; Collyer's News Bureau 1940; Bill Stern Team 1940 (2); College Sportswriters 1940 (2); Central Press 1940 (2); International News Service 1940 (2); New York Sun 1940 (2); Bill Cunningham Team 1940 (2); Jim Crowley Team 1940 (2).

BRIAN SIMMONS, OUTSIDE LINEBACKER

Associated Press (2) 1996; The Sporting News (2) 1996; Associated Press 1997; Walter Camp 1997; Football News 1997; The Sporting News (3) 1997.

RYAN SIMS, DEFENSIVE TACKLE

Associated Press (3) 2001

GEORGE STIRNWEISS, BACK

Central Press 1939 (2); NEA 1939 (3); Bill Cunningham Team 1939 (3).

RYAN SWITZER, PUNT RETURNER

FWAA 2013; Athlon 2013; ESPN.com 2013; USA Today 2013 (2); CBSsports.com 2013 (2); Football Coaches 2015

LEN SZAFARYN, TACKLE

Football Writers 1948 (2).

LAWRENCE TAYLOR, OUTSIDE LINEBACKER

Associated Press 1980; United Press International 1980; Football Coaches 1980; Football Writers 1980; The Sporting News 1980; Football News 1980; College and Pro Football Newsweekly 1980; NEA 1980 (2).
*Unanimous All-America in 1980.

DONNELL THOMPSON, DEFENSIVE TACKLE

Football News 1980 (3).

LANDON TURNER, OFFENSIVE GUARD

Associated Press 2015; Football Writers 2015 (2)

MIKE VOIGHT, TAILBACK

Associated Press 1976 (2); United Press International 1976 (2).

CHARLES WADDELL, TIGHT END

The Sporting News 1974.

BRACEY WALKER, FREE SAFETY

Football Coaches 1993; Football Writers 1993; Scripps Howard News Service 1993; AP 1993 (2); UPI 1993 (2);

The Sporting News 1993 (2); Football News (3) 1993.

KEN WILLARD, FULLBACK

Football Coaches 1964 (2).

SYLVESTER WILLIAMS, DEFENSIVE TACKLE

Pro Football Weekly 2012

ART WEINER, END

Football Writers 1948, 1949 (2); New York Sun 1948; United Press 1949; The Sporting News 1948 (2), 1949; New York News 1949; Sports Review 1949; St. Louis Globe-Democrat 1949; Deke Houlgate Team 1949; All-Players Team 1948 (2), 1949 (2); Central Press 1948 (3), 1949 (2); NEA 1948 (3); International News Service 1949 (2); Football Digest 1949 (2); Police Gazette 1949 (2).

** Weiner is also a member of the College Football Hall of Fame.*

RON WOOTEN, OFFENSIVE GUARD

Football News 1979 (2), 1980; Walter Camp 1980; NEA 1980; Mizlou 1980; United Press International 1980 (2); College & Pro Football Newsweekly 1980 (2); Associated Press 1980 (3).



Linebacker Brian Simmons was a two-time All-America at UNC, earning consensus first-team honors in 1997.

ALL-AMERICAS BY YEAR

1929	Ray Farris
1933	George Barclay
1934	George Barclay*, Jim Hutchins
1935	Don Jackson
1936	Andy Bershak
1937	Andy Bershak*
1938	Steve Maronic*
1939	George Stirnweiss, Jim Lalanne, Paul Severin*
1940	Paul Severin*
1943	Ray Poole
1946	Charlie Justice
1947	Charlie Justice, Walt Pupa
1948	Charlie Justice*, Art Weiner*, Len Szafaryn
1949	Charlie Justice*, Art Weiner*, Ken Powell*
1950	Irv Holdash*
1958	Al Goldstein*, Phil Blazer
1961	Jim LeCompte
1963	Bob Lacey*
1964	Ken Willard
1969	Ed Chalupka
1970	Don McCauley*
1972	Ron Rusnak*, Jerry Sain
1974	Ken Huff*, Charles Waddell*
1976	Mike Voight, Mark Cantrell
1977	Dee Hardison*, Mike Salzano
1979	Ricky Barden*, Ron Wooten
1980	Ron Wooten*, Amos Lawrence, Donnell Thompson, Lawrence Taylor*, Rick Donnalley
1981	Greg Poole, David Drechsler*
1982	David Drechsler*, William Fuller*
1983	William Fuller*, Brian Blados*, Ethan Horton
1986	Harris Barton*, Derrick Fenner
1987	Carlton Bailey
1988	Jeff Garnica
1989	Pat Crowley*
1990	Kevin Donnalley
1992	Randall Parsons, Natrone Means
1993	Bracey Walker*
1994	Marcus Jones
1995	Marcus Jones*
1996	Dre' Bly*, Greg Ellis, Brian Simmons, Freddie Jones
1997	Dre' Bly*, Greg Ellis*, Brian Simmons*, Kivuusama Mays
1998	Dre' Bly*
1999	Brian Schmitz*
2000	Julius Peppers*
2001	Julius Peppers*, Ryan Sims
2004	Jason Brown
2008	Trimane Goddard
2010	Quinton Coples
2012	Jonathan Cooper*, Giovanni Bernard, Sylvester Williams
2013	Eric Ebron*, Ryan Switzer*
2015	Landon Turner*, Ryan Switzer*

*First-Team selection

GEORGE BARCLAY, GUARD, 1934

Barclay was Carolina's first football All-America. The 5-11, 185-pound guard and linebacker was a three-year standout for Chuck Collins and Carl Snively. A fine blocker and an extraordinary tackler, Barclay lined up in the offensive interior next to tackle Jim Tatum. He was captain of the 1934 team which went 7-1-1. Barclay later served as head coach at Carolina for three seasons, from 1953 to 1955.

ANDY BERSHAK, END, 1937

A 185-pound end, Bershak was a two-way performer for the Tar Heels. He was a fine receiver, but was even better on defense. He played two years for Carl Snively and one for Ray Wolf. Bershak, an honor student, was also a basketball starter. He was selected to the Order of the Golden Fleece and served as president of the Carolina Athletic Association.

STEVE MARONIC, TACKLE, 1938

Maronic was a two-way tackle for the Tar Heels and team co-captain in 1938. He was an "iron man," playing almost 60 minutes in every game that season. He turned in two of his best performances in front of the New York media against NYU at Yankee Stadium and Fordham at the Polo Grounds. Those games solidified his All-America chances. Maronic also was a place-kicker and hit 13 straight PATs in his final season.

PAUL SEVERIN, END, 1939-40

Severin was a two-time All-America selection by the Associated Press (1939 and 1940) and made most of the all-star teams in his senior season. His career was filled with big plays—a touchdown catch to tie Tulane in 1939, two scoring catches against Penn that same season and a touchdown-saving tackle from behind of Duke's great Steve Lach in a 6-3 win over the Blue Devils in 1940.

PAUL SEVERIN - CAREER STATISTICS

Year	Rec	Yds	Avg	TD
1938	6	86	14.3	0
1939	9	137	15.2	5
1940	15	185	12.3	1
Totals	30	408	13.6	6

CHARLIE JUSTICE, HALFBACK, 1948-49

Twice a runner-up for the Heisman Trophy, Justice is rated by many as the best all-around player in the history of Southern football. He was a true triple-threat performer, leading Carolina in rushing, passing and punting from 1946 to 1949. He sparked Tar Heel teams which appeared in the Sugar Bowl twice and the Cotton Bowl once. He was the school's all-time total offense leader with 4,883 yards for more than

CHARLIE JUSTICE - CAREER STATISTICS

Year	RUSHING				PASSING				Plays-Total Off.	
	Car.	Yds	Avg	TD	Cmp	Att	INT	TD		
1946	131	943	7.2	9	19	50	9	1	274	181-1,217
1947	125	548	4.4	5	27	50	5	6	390	175-938
1948	147	766	5.2	8	62	122	11	12	854	269-1,620
1949	123	377	3.1	6	51	99	7	6	731	222-1,108
Totals	526	2,634	5.0	28	159	321	32	25	2,249	847-4,883

Year	PUNT RETURNS			KICK RETURNS			PUNTING		
	No.	Yds	Avg	No.	Yds	Avg	No.	Yds	Avg
1946	18	228	12.7	10	345	34.5	45	1,796	39.9
1947	24	283	11.8	7	156	22.3	61	2,538	41.6
1948	19	332	17.5	5	141	28.2	62	2,728	44.0
1949	7	123	17.6	9	184	20.4	63	2,777	44.1
Totals	68	966	14.2	31	826	26.6	231	9,839	42.6



Charlie Justice (left) and Art Weiner, both members of the College Football Hall of Fame, helped lead the Tar Heels to back-to-back New Year's Day bowl games in 1949-50.

40 years and still ranks as the Tar Heels' sixth-leading career scorer, eighth-leading rusher and 20th-leading passer. He had a career punting average of 42.6 and averaged 14.2 yards on punt returns and 26.6 yards on kickoff returns. In 1948 he received the national player of the year award from the Washington Touchdown Club and was the recipient of the Walter Camp Memorial Trophy. Justice is a member of the College Football Hall of Fame.

KEN POWELL, DEFENSIVE END, 1949

Powell teamed with Art Weiner to give UNC a formidable pass receiving threat in the post-World War II "Justice Era." He was outstanding in the 1947 Sugar Bowl against Georgia and earned first-team All-America honors at defensive end in 1949 by NEA. That organization named Powell to its All-America Team on defense, the first time it selected All-Americans on both offense and defense. He finished his career with 23 receptions for 324 yards and three touchdowns.

ART WEINER, END, 1948-49

A great all-around end, Weiner led the nation in receiving in 1949 with 52 catches. He had been seventh nationally in receiving the previous year with 31 catches. Until 1997 he held the UNC career record with 18 touchdown receptions. Many remember him best for a game-saving defensive play on the last snap of the 1949 Duke game. Weiner was named the most outstanding lineman in the Senior Bowl. Weiner was inducted into the College Football Hall of Fame in 1992.

ART WEINER - CAREER STATISTICS

Year	Rec	Yds	Avg	TD
1946	3	94	31.3	3
1947	20	396	19.8	2
1948	31	481	15.5	6
1949	52	762	14.7	7
Career	106	1733	16.3	18

IRV HOLDASH, CENTER, 1950

While Carolina's football fortunes slipped in the years immediately following the Charlie Justice Era, Holdash still received national attention for his outstanding play. A center on offense and linebacker on defense, Holdash was a three-year regular who never missed a game during his varsity career. He perhaps sealed All-America honors in 1950 with a sensational performance in a 14-7 loss at Notre Dame. Irish quarterback Bobby Williams called him "the best I've played against."

AL GOLDSTEIN, END, 1958

An outstanding two-way end, Goldstein earned All-America honors in 1958 by making 24 catches for 490 yards, averaging an amazing 20.4 yards per reception. Adept at making the seemingly impossible catch, he had a 68-yard TD reception at Virginia. He also starred defensively and had a 46-yard interception return for a touchdown against Maryland.

AL GOLDSTEIN - CAREER STATISTICS

Year	Rec	Yds	Avg	TD
1957	2	47	23.5	0
1958	24	490	20.4	2
1959	20	328	16.4	2
Career	46	865	18.8	4

BOB LACEY, END, 1963

Lacey led the Atlantic Coast Conference in receiving in 1963 with 48 catches for 533 yards. His pass-catching was a key factor as Carolina rolled to a 9-2 record, defeating Air Force, 35-0, in the Gator Bowl. Lacey was also the team's top receiver in 1962 with 44 catches. He was the first Tar Heel player to have at least 40 catches in two seasons. His career total of 102 receptions is the 10th-best in school history.

BOB LACEY - CAREER STATISTICS

Year	Rec	Yds	Avg	TD
1961	10	161	16.1	0
1962	44	668	15.2	5
1963	48	533	11.1	1
Career	102	1362	13.4	6

DON McCaULEY, HALFBACK, 1970

McCauley shattered the Carolina and the Atlantic Coast Conference record books with a dazzling senior season in 1970. He rushed for 1,720 yards and scored 21 touchdowns, setting marks which still stand. His 1,720 yards was an all-time collegiate high at the time, breaking O.J. Simpson's NCAA record. McCauley led the nation in all-purpose running that season. He was twice the ACC Player of the Year and still ranks fifth in career rushing at UNC. He had a lengthy professional career with the Baltimore Colts. He was inducted into the College Football Hall of Fame in 2002.

DON McCAULEY - CAREER STATISTICS

Year	Rush	Yds	Avg	TD	Rec	Yds	Avg	TD
1968	75	360	4.8	2	23	313	13.6	1
1969	204	1092	5.4	8	14	238	17.0	2
1970	324	1720	5.3	19	15	235	15.7	2
Career	603	3172	5.3	29	52	786	15.1	5



Don McCauley is carried off the field by the Kenan Stadium faithful following his legendary final home game performance in 1970. McCauley rushed for 279 yards and scored five touchdowns in a 59-42 win over the Blue Devils.

RON RUSNAK, OFFENSIVE GUARD, 1972

Rusnak was a unanimous All-America selection in 1972 as Carolina posted an 11-1 record. At 6-2 and 220 pounds, he did not have the size to play professional football, but Rusnak was a great college player. He was a two-time All-Atlantic Coast Conference choice, starting on teams which combined for a 20-4 record. In 1972 he won the Jacobs Blocking Trophy as the best blocker in the ACC.

KEN HUFF, OFFENSIVE GUARD, 1974

Huff was a key man on one of the most explosive units in Carolina history. He was the leader of an offensive line which helped the Tar Heels accumulate 4,691 yards, at the time a school record, in 1974. The 6-4, 255-pound Huff won the Jacobs Blocking Trophy as the best blocker in the Atlantic Coast Conference. Sparked in great part by his play up front, the Tar Heels had two backs rush for over 1,000 yards in the same season. Huff was the third player selected in the NFL Draft by the Baltimore Colts.

CHARLES WADDELL, TIGHT END, 1974

Waddell rates as one of the best all-around athletes in Carolina history. He won three football letters, two in basketball and one in track. Not only was he a fine receiver at tight end, but he was also a dynamic blocker. He set a school single-game record in 1974 with three touchdown catches against Clemson. He had 41 career catches for 518 yards and seven TDs. His professional career was cut short by a knee injury.

CHARLES WADDELL - CAREER STATISTICS				
Year	Rec	Yds	Avg.	TD
1972	3	70	23.3	1
1973	21	242	11.5	3
1974	17	206	12.1	3
Career	41	518	12.6	7

DEE HARDISON, DEFENSIVE TACKLE, 1977

A two-time All-Atlantic Coast Conference selection, Hardison played on one of the top defensive teams in Carolina history. UNC led the nation in scoring defense in 1977, giving up just 7.4 points a game. The Tar Heels led the ACC in total, rushing, passing and scoring defense. A big reason was the play of Hardison, a 6-3, 252-pound tackle who dominated the line of scrimmage all season. After leaving Carolina he began a lengthy NFL career with the Buffalo Bills.

RICKY BARDEN, DEFENSIVE BACK, 1979

One of the top defensive backs in Carolina history, Barden was a repeat All-Atlantic Coast Conference selection in 1978 and 1979. Barden made nine career interceptions. He started at cornerback for two years and then was shifted to strong safety for his final year where he broke up nine passes and was the third-leading tackler on the team. His 156 yards on interception returns are the third-most in school history.

LAWRENCE TAYLOR, OUTSIDE LINEBACKER, 1980

From midway in his junior season until the end of his senior year in 1980, Taylor dominated the football field as few defensive players ever had. Now regarded as the finest outside linebacker in the history of the game, Taylor had a remarkable senior season which featured a school-record 16 quarterback sacks and six other tackles for losses. In Carolina's only close games in an 11-1 season, Taylor made the game-saving defensive plays against Texas Tech and Clemson. He was a runaway selection as ACC Player of the Year.

LAWRENCE TAYLOR - CAREER STATISTICS							
(Defensive Statistics Not Kept Until 1978)							
Year	Pri	A	Hits	FC	FR	TFL	QB INT
1978	18	10	28	0	0	0	0
1979	80	15	95	7	0	11-70	5-51
1980	55	14	69	3	3	22-149	16-127

RON WOOTEN, OFFENSIVE GUARD, 1980

Wooten won the Jacobs Blocking Trophy in 1980 as the best blocker in the Atlantic Coast Conference. He was the leading vote-getter in the offensive line on the All-ACC team. He was one of the leaders of an offensive line which helped the Tar Heels lead the ACC in total offense and which also helped produce two 1,000-yard backs. He went on to become a starting guard with New England in the NFL.

DAVID DRECHSLER, OFFENSIVE GUARD, 1981-82

Drechsler became Carolina's first two-time All-America since Charlie Justice and Art Weiner when he earned first-team honors in 1981 and 1982. He played every position in the offensive interior during his Carolina career, but settled in at guard. The 6-4, 253-pound Drechsler played on Tar Heel teams which were 37-10-1 and were unbeaten in four bowl games. He also was the winner of a postgraduate scholarship from the NCAA. Drechsler went on to become a starter with the Green Bay Packers until a back injury forced him to give up the game.

WILLIAM FULLER, DEFENSIVE TACKLE, 1982-83

Fuller is one of just six Carolina players to win first-team All-America honors twice. Although powerfully built at 6-3 and 250 pounds, Fuller's greatest asset was his quickness. He used that quickness to make 13 tackles for losses and six sacks in 1982 and 17 tackles for losses with five sacks the following year. He was the only unanimous choice on the 1983 All-ACC team and is one of just three defensive linemen ever to make All-ACC for three straight years.

WILLIAM FULLER - CAREER STATISTICS								
Year	Pri	A	Hits	FC	FR	TFL	QB	PBU
1980	0	1	1	0	0	0	0	0
1981	60	24	84	2	1	22-87	9-66	2
1982	43	16	59	2	1	13-85	6-70	3
1983	54	27	81	0	1	22-81	5-46	4
Career	157	68	225	4	3	57-253	20-182	9

BRIAN BLADOS, OFFENSIVE TACKLE, 1983

When two Carolina tailbacks ran for over 1,000 yards in 1983, much of that yardage came behind Blados. The 6-6, 305-pound left tackle dominated the line of scrimmage as Carolina set a school total offense record and finished seventh nationally in yardage. Blados was named on 90 of 100 ballots in voting for the All-Atlantic Coast Conference team. He was a first round choice by the Cincinnati Bengals in the NFL Draft.

HARRIS BARTON, OFFENSIVE TACKLE, 1986

Barton was a four-year starter for the Tar Heels, first at center and then at tackle. With so many teams playing even-man front defenses, Barton was moved to tackle in 1984 to take better advantage of his skills. He excelled at left tackle, the key blocking spot in the Carolina passing game. As a senior, he led an offensive line which helped the Tar Heels rank first in the Atlantic Coast Conference and sixth nationally in total offense. An excellent student, he was chosen for a post-graduate scholarship by the National Football Foundation and was a first-round selection in the NFL Draft.

PAT CROWLEY, OFFENSIVE GUARD, 1989

Crowley was a standout offensive guard and a leader of the first of Mack Brown's teams. He won first-team All-Atlantic Coast Conference honors in 1987, 1988 and 1989 and became only the second offen-

sive lineman in conference history to win three all-league honors (Virginia's Jim Dombrowski was the other). He started every game in his college career and helped open the way for a pair of 1,000-yard backs (Derrick Fenner in 1986 and Kennard Martin in 1988). He is one of three Tar Heels to be named first-team All-ACC in three seasons.

BRACEY WALKER, FREE SAFETY, 1993

The first Carolina defensive back to ever receive first-team All-America honors by a major organization, Walker burst onto the scene in 1992 when he was one of the stars of the Peach Bowl win over Mississippi State. Walker blocked two punts in that game, returned one of them for a tying touchdown and set up the game-winning interception with a jarring collision. He was the Defensive MVP of the Peach Bowl. In 1993 he led the Tar Heels with 100 tackles and was the co-leading vote-getter on the All-ACC first team defense. He also blocked four more punts, two of which were recovered in the end zone by Carolina, and was named the National Special Teams Player of the Year by Sports Illustrated.

BRACEY WALKER - CAREER STATISTICS

Year	Pri	A	Hits	FC	PBU	INT
1990	24	18	42	2	0	0
1991	13	12	25	0	3	0
1992	50	46	96	0	4	3
1993	46	54	100	3	7	1
Totals	133	130	263	5	14	4

MARCUS JONES, DEFENSIVE TACKLE, 1995

Jones became the first Tar Heel to earn consensus first-team All-America honors since Harris Barton in 1986 and the first defensive lineman since William Fuller in 1982-83. Jones had 25 career sacks and finished with 222 tackles. That included 46 behind the line of scrimmage. He broke Lawrence Taylor's school record for sacks and held that mark until Greg Ellis broke the record in 1997. He was named the Atlantic Coast Conference Defensive Player of the Year in 1995 and earned first-team All-ACC honors for the second straight season. He became the first Tar Heel defender to repeat all-conference selections since Tim Goad in 1986-87. As a senior he had a career-high 94 tackles, despite facing constant double- and triple-team efforts. He registered an ACC-leading 19 tackles for losses for 74 yards, seven of which were quarterback sacks. He was hampered in the first half of the season by a knee sprain. Over the last five weeks, however, he averaged 10.8 tackles per game and had 16 tackles for losses for 65 yards, including six sacks for 41 yards, and pressured the quarterback 13 times. Quite fittingly, Jones capped his career by sacking Arkansas quarterback Barry Lunney on the Razorbacks' final offensive play in Carolina's 20-10 win in the 1995 Carquest Bowl.

MARCUS JONES - CAREER STATISTICS

Year	Pri	A	Hits	TFL	QB	Pres
1992	10	6	16	4-6	1-1	1
1993	30	20	50	10.5-89	8.5-76	15
1994	39	23	62	12.5-56	7.5-44	21
1995	53	41	94	19-74	7-48	20
Totals	132	90	222	46-225	24-169	57

DRE' BLY, CORNERBACK, 1996-97

The first freshman in ACC history to earn consensus first-team All-America honors, Bly became just the fifth freshman in NCAA history to be named to the Associated Press All-America first team in 1996. He was also a first-team All-America selection by the Walter Camp Football Foundation, the Football Writers Association of America, The Sporting News and Athlon Sports and a finalist for the Thorpe Award as the National Defensive Back of the Year. He earned ACC first-team honors and was the league's Rookie of the Year. He is the only UNC freshman to earn first-team All-America honors. He made two second-half interceptions, broke up two passes and had seven tackles against West Virginia in the 1997 Gator Bowl. Bly led the nation in interceptions and interceptions per game. He set an ACC single-season interceptions record with 11, one more than Bob Sullivan of Maryland had in 10 games in 1965. The Chesapeake, Va. native had three multi-interception games. In 1997, Bly became the first player in UNC history to repeat consensus first-team All-America honors. He had five interceptions, including one he returned for a touchdown in a comeback win over Virginia. In 1998, he set the ACC all-time record with his 20th interception (not counting the two he had in the Gator Bowl). He was named first-team All-America by the Walter Camp Foundation. Bly is the only player in ACC history to earn first-team All-America honors on three occasions.

DRE' BLY - CAREER STATISTICS

Year	Pri	A	Hits	INT	PBU
1996	24	8	32	11	13
1997	17	9	26	5	4
1998	31	13	44	4	10
Totals	72	30	102	20	27

GREG ELLIS, DEFENSIVE END, 1997

A defensive end from 1994-97, Ellis is the Tar Heels' career leader in quarterback sacks. The Wendell, N.C., native had 32.5 sacks for 253 yards in his career. He anchored a defense that was second in the country in total yards allowed in each of his final two seasons. Carolina posted a 21-3 record in that span and had consecutive Top 10 finishes in the polls. Ellis is one of only four players in Carolina football history to be named first-team All-ACC three times. He was voted by his teammates as a team captain and the best overall senior. He was the eighth selection in the first round of the 1998 NFL Draft by the Dallas Cowboys.

GREG ELLIS - CAREER STATISTICS

Year	T	A	Hits	Pres	TFL	QB
1994	13	11	24	2	5-29	4-27
1995	38	33	71	11	9-64	7-62
1996	36	26	62	38	18-121	12.5-99
1997	47	40	87	32	18-79	9-65
Totals	134	110	244	83	50-293	32.5-253

BRIAN SIMMONS, OUTSIDE LINEBACKER, 1997

An outside linebacker from 1994-97, Simmons was a major contributor in Carolina's rise to the Top 10 in his final two seasons. A first-round draft selection of the Cincinnati Bengals, Simmons had 317 tackles over his last three seasons. He was named first-team All-America as a senior by the Associated Press, Walter Camp Foundation and Football News and was a first-team All-ACC selection and second-team AP All-America as a junior. The New Bern, N.C., native finished his career with 36 tackles for losses and 11 sacks.



A 10-year veteran with the Dallas Cowboys and the 2007 NFL Comeback Player of the Year, Greg Ellis set the career sacks record at North Carolina from 1994-97.

BRIAN SIMMONS - CAREER STATISTICS

Year	T	A	Hits	Pres	TFL	QB
1994	14	9	23	1	3-11	1-4
1995	59	54	113	5	11-25	5-14
1996	41	44	85	12	9-41	2-20
1997	60	59	119	17	13-27	3-14
Totals	174	166	340	35	36-104	11-52

BRIAN SCHMITZ, PUNTER, 1999

Schmitz was named a first-team All-America in 1999 after averaging 47.8 yards per kick, an ACC and UNC record. He led the ACC and ranked second in the nation in punting average. Schmitz also set the ACC career record for punting average at 44.4 yards per kick. He had at least one 50-yard punt in all 11 UNC games in 1999 and 32 kicks of over 50 yards. He had 63 punts of 40 yards or more in 72 attempts on the season. Schmitz and backup punter Derrick DePriest combined to establish an NCAA single-season record for team punting average at 47.7 yards.

BRIAN SCHMITZ - CAREER STATISTICS

Year	Punts	Yds	Avg	Blk	LP	Inside 20
1996	2	60	30.0	0	44	0
1997	57	2278	40.0	4	57	16
1998	75	3357	44.8	2	62	17
1999	74	3538	47.8	0	72	18
Totals	208	9233	44.4	6	72	51

JULIUS PEPPERS, DEFENSIVE END, 2000-01

One of the top two-sport athletes in Carolina history, Peppers became the first Tar Heel defensive player to win a national college football award by winning both the Lombardi Award as the nation's top lineman and the Bednarik Award as the nation's top defensive player. In just three seasons, Peppers finished second at Carolina in career sacks and tackles for loss. In 2000, he led the nation with 15 sacks and established a school record with 24 tackles for losses. The following year, Peppers led a defense that finished first in the ACC and 15th in the nation in total defense. He became just the second Tar Heel



Defensive end Julius Peppers earned consensus All-America honors in 2001 and was the winner of the Lombardi Trophy.

and the first since Lawrence Taylor to earn unanimous All-America honors. A forward on Carolina's basketball team, Peppers averaged 7.1 points and 4.0 rebounds to help the Tar Heels claim a share of the 2001 regular-season ACC championship. He was the second overall pick in the 2002 NFL Draft by the Carolina Panthers.

JULIUS PEPPERS - CAREER STATISTICS

Year	Pri	A	Hits	FC	FR	TFL	QB
1999	38	12	50	1	1	10-47	6-36
2000	44	20	64	3	1	24-146	15-117
2001	46	17	63	1	0	19-74	9.5-56
Totals	128	49	167	5	2	53-267	30.5-209

JONATHAN COOPER, OFFENSIVE GUARD, 2012

The most decorated offensive lineman in UNC history, Jonathan Cooper was a dominant force at left guard from 2009-12. He earned consensus All-America honors as a senior in 2012. He also captured the ACC Jacobs Blocking Trophy and was one of three finalists for the Outland Trophy, which is presented annually to the nation's top interior lineman. In doing so, he became the first Tar Heel to ever be a finalist for the award. He was a three-time All-ACC selection, earning first-team honors in 2012. A standout student off the field, Cooper earned an honorary postgraduate scholarship from the ACC and was named to the league's All-Academic Team. Cooper finished his career with 48 starts.

**RYAN SWITZER, PUNT RETURNER, 2013;
ALL-PURPOSE, 2015**

In 2013, Ryan Switzer became the first Carolina true freshman in program history to earn first-team All-America honors. Switzer emerged as one of the nation's elite punt returners in his first season at Carolina. The Charleston, W.Va., product tied the NCAA single-season record with five punt return touchdowns. He also became just the second player in NCAA history to return a punt for a score in three consecutive games. Switzer set the UNC single-season record for punt return yards per game at 20.9



Jonathan Cooper earned consensus first-team All-America honors at offensive guard in 2012 and was the No. 7 overall pick in the 2013 NFL Draft.

with a school-record 502 yards on just 24 returns. He repeated as a first-team All-America selection after an outstanding season as a wideout and punt returner. He tied for the team lead with 55 receptions and returned two punts to touchdowns.

ERIC EBRON, TIGHT END, 2013

Tight end Eric Ebron earned first-team All-America honors from ESPN.com in 2013 after setting single-season school records for receptions (62) and yards (973) by a tight end. His 973 receiving yards are also an ACC record by a tight end.

ERIC EBRON - CAREER STATISTICS

Year	Rec.	Yards	Avg.	TD	LP
2011	10	207	20.7	1	47
2012	40	625	15.6	4	49
2013	62	973	15.7	3	79
Totals	112	1,805	16.1	8	79

LONDON TURNER, OFFENSIVE GUARD, 2015

A four-year starter at guard, Landon Turner had an outstanding career at UNC and earned first-team All-America honors as a senior on a team that went 11-3, won the Coastal Division and played in the program's first-ever ACC Championship Game. Turner played in 52 games and made 42 career starts. As a senior, he was named ACC Offensive Lineman of the Week four times and graded out at 90 percent or better in 11 of 14 contests. A captain in 2015, he led an offensive line that helped pave the way for Carolina to rush for more than 220 yards per game and set more than 50 offensive school records.



Ryan Switzer became the first true freshman in school history to earn first-team All-America honors. He returned an NCAA-record five punts for touchdowns in 2013.

FIRST-TEAM ALL-AMERICAS

George Barclay	1934
Ricky Barden	1979
Harris Barton	1986
Andy Bershak	1937
Brian Blados	1983
Dre' Bly	1996-97-98
Jonathan Cooper	2012
Pat Crowley	1989
Dave Drechsler	1981-82
Eric Ebron	2013
Greg Ellis	1997
William Fuller	1982-83
Al Goldstein	1958
Dee Hardison	1977
Irv Holdash	1950
Ken Huff	1974
Marcus Jones	1995
Charlie Justice	1948-49
Bob Lacey	1963
Steve Maronic	1938
Don McCauley	1970
Julius Peppers	2000-01
Ken Powell	1949
Ron Rusnak	1972
Brian Schmitz	1999
Paul Severin	1939-40
Brian Simmons	1997
Ryan Switzer	2013, 2015
Lawrence Taylor	1980
Landon Turner	2015
Bracey Walker	1993
Charles Waddell	1974
Art Weiner	1948-49
Ron Wooten	1980

TAR HEELS AND THE NATIONAL AWARDS

LOMBARDI AWARD

(First presented in 1970 to honor the outstanding college lineman of the year by the Rotary Club of Houston, Texas. The award is named after professional football coach Vince Lombardi.)

Greg Ellis	1997	Finalist
Lawrence Taylor	1980	Semifinalist
Julius Peppers	2001	Winner

HEISMAN TROPHY

(Presented to the most outstanding player in college football by the Downtown Athletic Club of New York City.)

Charlie Justice	1948	2nd
Charlie Justice	1949	2nd
Don McCauley	1970	9th
Mike Voight	1976	8th
Julius Peppers	2001	10th

OUTLAND TROPHY

(Presented to the nation's top collegiate interior lineman by the Football Writers Association of America)

Jonathan Cooper	2012	Finalist
-----------------	------	----------

DOAK WALKER AWARD

(Presented to the nation's premier collegiate running back by the SMU Athletic Forum)

Giovani Bernard	2012	Semifinalist
-----------------	------	--------------

NAGURSKI AWARD

(Presented to the nation's top collegiate defensive player by the Football Writers Association and the Charlotte, N.C., Touchdown Club)

Dre' Bly	1997	Finalist
Julius Peppers	2001	Finalist

CHEVROLET NATIONAL DEFENSIVE PLAYER OF THE YEAR

Julius Peppers	2001	Winner
----------------	------	--------

BEDNARIK AWARD

(Presented to the nation's top collegiate defensive player by the Maxwell Memorial Football Club of Philadelphia. Named after consensus All-America Chuck Bednarik.)

Julius Peppers	2001	Winner
----------------	------	--------

THORPE AWARD

(Presented to the nation's best collegiate defensive back by the Jim Thorpe Athletic Club of Oklahoma City.)

Dre' Bly	1996	Finalist
Dre' Bly	1997	Finalist
Trimane Goddard	2008	Semifinalist

DAVEY O'BRIEN AWARD

(Presented to the nation's top collegiate quarterback)

Chris Keldorf	1996	Semifinalist
---------------	------	--------------

BUTKUS AWARD

(Presented to the nation's best collegiate linebacker by the Downtown Athletic Club of Orlando, Fla. The award is named after two-time All-America linebacker Dick Butkus)

Brian Simmons	1996	Semifinalist
Brian Simmons	1997	Semifinalist
Kivuusama Mays	1997	Finalist
Quan Sturdivant	2009	Semifinalist
Bruce Carter	2010	Finalist

MACKEY AWARD

(Presented to the nation's top collegiate tight end. Named after John Mackey, the first tight end inducted into the Pro Football Hall of Fame.)

Alge Crumpler	2000	Finalist
Eric Ebron	2013	Finalist

LOU GROZA AWARD

(Presented to the nation's top collegiate place-kicker by the Palm Beach County Sports Commission in conjunction with the Orange Bowl Committee. Named after All-Pro kicker Lou Groza)

Jeff Reed	2000	Semifinalist
Connor Barth	2007	Semifinalist
Casey Barth	2012	Semifinalist
Nick Weiler	2015	Semifinalist

MAXWELL AWARD

(presented to the nation's best player)

Charlie Justice	1948	Winner
-----------------	------	--------

FOOTBALL NEWS NATIONAL DEFENSIVE PLAYER OF THE YEAR

Marcus Jones	1995	Finalist
Julius Peppers	2001	Finalist

FOOTBALL NEWS NATIONAL OFFENSIVE PLAYER OF THE YEAR

Leon Johnson	1996	Semifinalist
--------------	------	--------------

DAVE RIMINGTON AWARD

(presented to the nation's top center)

Jason Brown	2004	Finalist
-------------	------	----------

NATIONAL FOOTBALL FOUNDATION COLLEGE HALL OF FAME

(players)	At UNC	Inducted
William Fuller	1980-83	2016
Don McCauley	1968-70	2001
Dre' Bly	1996-98	2014
Charlie Justice	1946-49	1961
Art Weiner	1946-49	1992

(coaches)

Carl Snaveley	1934-1935, 1945-1952	1965
Jim Tatum	1942, 1956-58	1984



Defensive end Julius Peppers captured the Lombardi Award as the nation's top lineman in 2001.



Offensive guard Jonathan Cooper at the 2012 Home Depot College Awards Show.

NORTH CAROLINA'S HONORED JERSEYS

#99 George Barclay*	#71 Marcus Jones
#59 Andy Bershak*	#87 Greg Ellis
#46 Bill Sutherland*	#41 Brian Simmons
#22 Charlie Justice*	#31 Dre' Bly
#50 Art Weiner*	#49 Julius Peppers
#10 Danny Talbott	#44 Kelvin Bryant
#23 Don McCauley	#67 Harris Barton
#62 Ron Rusnak	#60 Brian Blados
#68 Ken Huff	#25 Irv Holdash
#44 Mike Voight	#85 Bob Lacey
#71 Dee Hardison	#20 Amos Lawrence
#98 Lawrence Taylor	#87 Paul Severin
#95 William Fuller	#64 Jonathan Cooper
#12 Ethan Horton	*retired jersey

Twenty-seven former University of North Carolina football players have been honored in a special fashion as their names and jersey numbers have been honored in Kenan Stadium. The men include five who have already had their jersey numbers retired, Carolina's consensus first-team All-Americans and any athlete who was named Atlantic Coast Conference Player of the Year. Consensus All-Americans are those players who made the majority of the first-team selections in any given year. In 2003, the Athletics Council and Athletic Director Dick Baddour voted to also honor five first-team Associated Press All-Americans and two players who were among the ACC's greatest 50 football players.

GEORGE BARCLAY #99

A guard and linebacker from 1932 to 1934, whose number has been retired. He was the school's first football All-America and is a member of the state of North Carolina's Sports Hall of Fame. A guard and linebacker at 5-11, 185 pounds, Barclay was a standout for three seasons under coaches Chuck Collins and Carl Snavely. A tremendous blocker and ferocious tackler, he was captain of the 1934 team that went 7-1-1. Barclay later served as UNC's head coach from 1953 until 1955.

ANDY BERSHAK #59

A great two-way end from 1935 to 1937 who was a consensus All-America in 1937. His number also has been retired. Bershak was a brilliant defender and his team's top receiver. He also was a starter on the basketball team and an honor student. Bershak was selected to the Order of the Golden Fleece and served as president of the Carolina Athletic Association.

BILL SUTHERLAND #46

A blocking back on the 1946 Sugar Bowl team, whose number has been retired. He died in an auto accident after his freshman year, stunning his teammates and Coach Carl Snavely. Sutherland was named one of the Tar Heels' three captains for what would have been his sophomore season and Snavely worked to ensure that his number would be retired.

CHARLIE JUSTICE #22

One of the most famous and popular athletes in the history of the state. Justice was a consensus All-America and twice runner-up for the Heisman Trophy. During his four seasons, 1946-49, Carolina went to the Sugar Bowl twice and the Cotton Bowl once. A single-wing tailback, he still holds many of the school's total offense records. In addition, he was a sensational punter and kick returner. He was the 1948 National Player of the Year.

ART WEINER #50

An outstanding two-way end from 1946 to 1949, whose number has been retired. Weiner won All-America honors in 1948 and 1949 and was the nation's leading receiver as a senior. He teamed with the legendary Charlie Justice to form perhaps the most potent offensive duo in school history. Voted the top lineman in the Senior Bowl, Weiner is a member of the National Football Hall of Fame. He is still ninth in UNC receptions with 106.

DANNY TALBOTT #10

A star quarterback from 1964 to 1966 and the 1965 ACC Player of the Year under head coach Jim Hickey. Talbott led the league in total offense and scoring that season. He had 318 yards of total offense in one game against Georgia, at the time a school record.

DON McCAULEY #23

The ACC Player of the Year as a junior and senior and a consensus All-America in 1970, his final season. McCauley was the first of Carolina's 23 backs to rush for 1,000 yards. He twice led the ACC in rushing with 1,092 yards in 1969 and 1,720 in 1970. That latter total at the time broke O.J. Simpson's single-season NCAA record. He also led the nation in all-purpose running as a senior and his 126 points that year still is the league record.

RON RUSNAK #62

An offensive guard on three bowl teams from 1970 to 1972 who won unanimous All-America honors in his senior season. At 6-2, 220 pounds, Rusnak wasn't as big as some linemen, but had great technique. He was the cornerstone of the offensive front on the 1972 team, which went 11-1. Rusnak was a two-time All-Atlantic Coast Conference choice on teams which combined for a 20-4 record. He won the Jacobs Blocking Trophy in 1972 as the best blocker in the ACC.

KEN HUFF #68

A three-year starter at offensive guard from 1972 to 1974 and a consensus All-America as a senior. Huff was a dynamic blocker at 6-4 and 250 pounds. He was the key figure on the 1974 line which helped Carolina boast a pair of 1,000-yard backs and lead the ACC in total offense, rushing and scoring. Led by Huff, UNC accumulated 4,691 yards, at the time a school record. The Tar Heels were fifth nationally in total offense and ninth in scoring that season. Huff won the Jacobs Blocking Trophy as the best blocker in the Atlantic Coast Conference and was the third player selected overall in the 1974 NFL Draft by the Baltimore Colts.

MIKE VOIGHT #44

A hard-running tailback from 1973 to 1976 who was the ACC Player of the Year as both a junior and senior. Voight is second in Carolina history in rushing with 3,971 yards and fifth in scoring with 254 points. He had three 1,000-yard seasons and twice was the top ground-gainer in the ACC. In 1976 he scored 110 points and ran for 1,407 yards, including 261 in his final game —a dramatic 39-38 shootout with Duke.

DEE HARDISON #71

A defensive tackle from 1974 to 1977 and a consensus All-America as a senior. Hardison was the star of one of Carolina's greatest defenses in his final year. He dominated the line of scrimmage all season long as the Tar Heels led the nation in scoring defense in 1977, giving up just 7.4 points a game. Carolina also topped the ACC in total, rushing and pass defense that year. No team would lead the league in all four again until Florida State in its 1993 national championship season.

LAWRENCE TAYLOR #98

An outside linebacker from 1977 to 1980 who is regarded as the greatest player of all time at that position. Taylor was a consensus All-America and the ACC Player of the Year in 1980. He had a Carolina-record 16 quarterback sacks that season for losses totaling 127 yards. Sparked by his play, the Tar Heels went 11-1 in 1980 and won the ACC championship.

WILLIAM FULLER #95

A defensive lineman from 1980 to 1983 who was a consensus All-America as a senior. Also honored as a first-team All-America as a junior, he is one of only six Tar Heel players to be named first-team All-America twice. Fuller, who utilized his tremendous quickness to slice through offensive lines, had 22 tackles for losses in both 1981 and 1983. He is one of only three defensive linemen ever to make the All-ACC team three times.

ETHAN HORTON #12

The Associated Press ACC Player of the Year as a senior, Horton rushed for 1,247 yards in 1984 after a 1,107-yard performance in 1983. He was named the game's co-MVP in UNC's 1981 Gator Bowl win over Arkansas and was the MVP of the 1982 Sun Bowl.

MARCUS JONES #71

A defensive end/tackle from 1992 to 1995 who was a consensus All-America and the ACC Defensive Player of the Year as a senior. Jones had 24 career quarterback sacks to break Lawrence Taylor's school record. A two-time first-team All-ACC selection, Jones led a Tar Heel defense which had the ACC's No. 1 rated total defense in 1995. He finished his career with 222 tackles, including 46 for losses. Jones helped Carolina to four straight bowl invitations and wins in the 1993 Peach and 1995 Carquest Bowls.

GREG ELLIS #87

A defensive end from 1994 to 1997, Ellis is UNC's all-time leader in quarterback sacks. The Wendell, N.C., native had 32.5 sacks for 253 yards in his career. He anchored a defense that was second in the country in total yards in each of his final two seasons. Carolina posted a 21-3 record in that span and had consecutive Top 10 finishes in the polls. Ellis is one of only four players in Carolina football history to be named first-team All-ACC three times. He was voted by his teammates as a team captain and the best overall senior. He was the eighth selection in the first round of the 1998 NFL Draft by the Dallas Cowboys.

BRIAN SIMMONS #41

An outside linebacker from 1994 to 1997, Simmons was a major contributor in Carolina's rise to the Top 10 in his final two seasons. A first-round draft selection of the Cincinnati Bengals in '97, Simmons had 317 tackles over his last three seasons. He was named first-team All-America as a senior by the Associated Press, Walter Camp Foundation and Football News and was a first-team All-ACC selection and second-team AP All-America as a junior. The New Bern, N.C., native finished his career with 36 tackles for losses and 11 sacks.

DRE' BLY #31

The Chesapeake, Va., native is the only player in Atlantic Coast Conference history to earn first-team All-America honors in three different seasons. Bly became the first freshman defensive player in college football history to earn consensus first-team All-America honors in 1996. When he repeated consensus honors in 1997, he became the first two-time consensus All-America in UNC football history. In 1998, he set the all-time ACC record for interceptions with 20 and was named first-team All-America by the Walter Camp Foundation. Bly led the nation as a freshman with 11 interceptions in the regular season and added two more pass thefts in the Gator Bowl win over West Virginia. Bly was named first-team All-America in 1996 by the Associated Press, The Sporting News, the Football Writers and the Walter Camp Foundation. In 1997, Bly added five more interceptions and was named All-America by the Associated Press, the Walter Camp Foundation, the Football Writers and Football News.

JULIUS PEPPERS #49

A unanimous All-America selection in 2001, Peppers won the 2001 Lombardi Award as the nation's top lineman. He also won the Chuck Bednarik Award as the nation's top overall defensive player, earned All-America honors in 2000 and was a two-time first-team All-ACC selection. Peppers ranks second at UNC and sixth in the ACC in career sacks, despite playing just three seasons. He led the nation with 15 sacks as a junior. One of the top two-sport athletes in ACC history, Peppers was a forward on UNC's basketball team where he helped the Tar Heels advance to the 2000 Final Four and earn a share of the 2001 ACC regular season title.

KELVIN BRYANT #44

A three-time first-team All-ACC tailback, Bryant ranks fourth at UNC with 3,267 rushing yards. He had three consecutive 1,000-yard rushing seasons from 1980-82. Despite injuries, he had 1,015 yards in seven games in 1981. He rushed for more than 100 yards in a game on 19 occasions and scored six touchdowns in a game against East Carolina in 1981. Bryant holds the NCAA record for most touchdowns scored in two and three consecutive games (11 and 15, respectively). He played eight years of professional football.

HARRIS BARTON #67

Barton was a four-year starter for the Tar Heels, first at center and then at tackle. With so many teams playing even-man front defenses, Barton was moved to tackle in 1984 to take better advantage of his skills. He excelled at left tackle, the key blocking spot in the Carolina passing game. As a senior, he led an offensive line which helped the Tar Heels rank first in the Atlantic Coast Conference and sixth nationally in total offense. An excellent student, he was chosen for a post-graduate scholarship by the National Football Foundation and was a first-round selection in the NFL draft.

BRIAN BLADOS #60

When two Carolina tailbacks ran for over 1,000 yards in 1983, much of that yardage came behind Blados. The 6-6, 305-pound left tackle dominated the line of scrimmage as Carolina set a school total offense record and finished seventh nationally in yardage. Blados was named on 90 of 100 ballots in voting for the All-Atlantic Coast Conference team. He was a first round choice by the Cincinnati Bengals in the NFL Draft.

IRV HOLDASH #25

While Carolina's football fortunes slipped in the years immediately following the Charlie Justice Era, Holdash still received national attention for his outstanding play. A center on offense and linebacker on defense, Holdash was a three-year regular who never missed a game during his varsity career. He perhaps sealed All-America honors in 1950 with a sensational performance in a 14-7 loss at Notre Dame. Irish quarterback Bobby Williams called him "the best I've played against."

BOB LACEY #85

Lacey led the Atlantic Coast Conference in receiving in 1963 with 48 catches for 533 yards. His pass-catching was a key factor as Carolina rolled to a 9-2 record, defeating Air Force, 35-0, in the Gator Bowl. Lacey was also the team's top receiver in 1962 with 44 catches. He was the first Tar Heel player to have at least 40 catches in two seasons. His career total of 102 receptions is the 10th-best in school history.

AMOS LAWRENCE #20

The only ACC player and one of only seven players in college football history to rush for 1,000 yards in four consecutive seasons, Lawrence holds the UNC career record and is second in ACC history with 4,391 yards rushing. He rushed for more than 100 yards in a game on 25 occasions and his 286 yards rushing vs. Virginia in 1977 was NCAA freshman rushing record at the time. Lawrence was named the co-MVP in the 1979 Gator Bowl and was the MVP of the 1980 Bluebonnet Bowl.

PAUL SEVERIN #87

Severin was a two-time All-America selection by the Associated Press (1939 and 1940) and made most of the all-star teams in his senior season. His career was filled with big plays—a touchdown catch to tie Tulane in 1939, two scoring catches against Penn that same season and a touchdown-saving tackle from behind of Duke's great Steve Lach in a 6-3 win over the Blue Devils in 1940.

CAROLINA'S ACC TOP 50 PLAYERS

In 2002, the Atlantic Coast Conference celebrated its 50th Anniversary and named the 50 greatest football players that have played in the conference. Carolina had eight players among that list, including:



Dre' Bly
Kelvin Bryant
William Fuller
Amos Lawrence
Don McCauley
Julius Peppers
Lawrence Taylor
Mike Voight



Amos Lawrence is the only ACC player to rush for 1,000 yards in four consecutive seasons.

JONATHAN COOPER #64

A consensus first-team All-America as a senior in 2012, Jonathan Cooper is one of the most decorated offensive linemen in UNC history. Cooper won the Jacobs Blocking Trophy as the ACC's best blocker and was named one of three finalists for the Outland Trophy. A three-time All-ACC selection, Cooper was the No. 7 overall pick in the 2013 NFL Draft.

ALL-CONFERENCE SELECTIONS

ALL-ATLANTIC COAST CONFERENCE

From 1953-81 the All-ACC Team was selected solely by the Atlantic Coast Sportswriters Association. The Associated Press picked a separate team from 1982-88. The players listed below for those seasons made both teams unless indicated. The ACSWA and AP teams were consolidated in 1989.

1953

Dick Lackey, fullback (2nd)

1954

Will Frye, end (1st)
Jack Maulsby, tackle (2nd)

1955

Will Frye, end (1st)

1956

Jimmy Jones, guard (1st)
Ed Sutton, halfback (1st)

1957

Buddy Payne, end (1st)
Phil Blazer, tackle (1st)

1958

Al Goldstein, end (1st)
Phil Blazer, tackle (1st)
Ronnie Koes, center (1st)
Jack Cummings, quarterback (1st)
Wade Smith, halfback (2nd)
Fred Swearingen, guard (2nd)

1959

Rip Hawkins, center (1st)
Al Goldstein, end (2nd)
Jack Cummings, quarterback (2nd)
Wade Smith, halfback (2nd)

1960

Rip Hawkins, center (1st)
Bob Elliott, fullback (2nd)
John Schroeder, end (2nd)

1961

Jim LeCompte, guard (1st)
Bob Elliott, fullback (1st)
Joe Craver, center (2nd)
Ray Farris, quarterback (2nd)

1962

Bob Lacey, end (1st)
Joe Craver, center (1st)
Ken Willard, fullback (2nd)

1963

Bob Lacey, end (1st)
Ken Willard, halfback (1st)
Chris Hanburger, center (1st)
Junior Edge, quarterback (1st)
Jerry Cabe, guard (2nd)
Co-Coach of the Year – Jim Hickey

1964

Ken Willard, halfback (1st)
Chris Hanburger, center (1st)
Richy Zarro, guard (2nd)

1965

Danny Talbott, quarterback (1st)
Joe Fratangelo, guard (1st)
Ed Stringer, center (1st)
Player of the Year – Danny Talbott

1967

Jack Davenport, defensive back (1st)

1969

Don McCauley, halfback (1st)
Bill Richardson, linebacker (1st)
Judge Mattocks, defensive end (1st)
Ed Chalupka, guard (1st)
Player of the Year – Don McCauley

1970


Don McCauley, halfback (1st)
Paul Hoolahan, offensive tackle (1st)
Flip Ray, defensive tackle (1st)
Player of the Year – Don McCauley

1971

Lewis Jolley, halfback (1st)
Paul Miller, quarterback (1st)
Ron Rusnak, offensive guard (1st)
Bob Thornton, center (1st)
Jerry Sain, offensive tackle (1st)
Bill Brafford, defensive end (1st)
Bud Grissom, defensive tackle (1st)
John Bunting, linebacker (1st)
Ken Craven, kicking specialist (1st)
Coach of the Year – Bill Dooley

1972

Ron Rusnak, offensive guard (1st)
Jerry Sain, offensive tackle (1st)
Mike Mansfield, linebacker (1st)
Jimmy DeRatt, linebacker (1st)
Gene Brown, defensive end (1st)
Eric Hyman, defensive tackle (1st)
Lou Angelo, defensive back (1st)



The late Mike Voight was named the ACC Player of the Year in 1975 and 1976.

1973

Robert Pratt, offensive tackle (1st)
Charles Waddell, tight end (1st)
Jimmy DeRatt, linebacker (1st)
Sammy Johnson, halfback (1st)

1974

Ken Huff, offensive guard (1st)
Chris Kupec, quarterback (1st)
Jimmy Jerome, wide receiver (1st)
James Betterson, halfback (1st)
Ronnie Robinson, defensive lineman (1st)

1975

Mike Voight, halfback (1st)
Player of the Year – Mike Voight

1976

Mike Voight, halfback (1st)
Craig Funk, offensive guard (1st)
Dee Hardison, defensive lineman (1st)
Ronny Johnson, defensive back (1st)
Bill Perdue, defensive lineman (1st)
Delbert Powell, return specialist (1st)
Player of the Year – Mike Voight

1977

Dee Hardison, defensive lineman (1st)
Rod Broadway, defensive lineman (1st)
Ken Sheets, defensive lineman (1st)
Buddy Curry, linebacker (1st)
Alan Caldwell, defensive back (1st)
Amos Lawrence, halfback (1st)
Mike Salzano, offensive guard (1st)
Rookie of the Year – Amos Lawrence

ALL-SOUTHERN CONFERENCE

North Carolina was a member of the Southern Conference before joining the Atlantic Coast Conference in 1953.

1933	George Barclay.....	guard (1st)
1934	Charlie Shaffer.....	back (1st)
1935	Dick Buck.....	end (1st)
	Don Jackson.....	back (1st)
1936	Andy Bershak.....	end (1st)
	Jim Hutchins.....	back (1st)
1937	Andy Bershak.....	end (1st)
	Hank Bartos.....	tackle (1st)
	Elmer Wrenn.....	guard (1st)
	Crowell Little.....	back (1st)
1938	Steve Maronic.....	tackle (1st)
	George Stirnweiss.....	back (1st)
1939	Paul Severin.....	end (1st)
	George Stirnweiss.....	back (1st)
1940	Paul Severin.....	end (1st)
	Bill Faircloth.....	guard (1st)

	Jim Lalanne.....	back (1st)
1943	Ray Poole.....	end (1st)
	John Maskas.....	tackle (1st)
	Hosea Rodgers.....	back (1st)
1946	Charlie Justice.....	back (1st)
1947	Art Weiner.....	end (1st)
	Len Szafaryn.....	tackle (1st)
	Charlie Justice.....	back (1st)
1948	Art Weiner.....	end (1st)
	Len Szafaryn.....	tackle (1st)
	Charlie Justice.....	back (1st)
	Player of the Year– Charlie Justice	
1949	Art Weiner.....	end (1st)
	Irvin Holdash.....	center (1st)
	Charlie Justice.....	back (1st)
	Player of the Year– Charlie Justice	
1950	Irvin Holdash.....	center (1st)
1951	Joe Dudeck.....	guard

1978

Ricky Barden, defensive back (1st)
 Bob Loomis, tight end (1st)
 Mike Salzano, offensive guard (1st)
Rookie of the Year – Darrell Nicholson

1979

Ricky Barden, defensive back (1st)
 Mike Chatham, tight end (1st)
 Buddy Curry, linebacker (1st)
 Steve Junkmann, offensive tackle (1st)

1980

Kelvin Bryant, halfback (1st)
 Rick Donnalley, center (1st)
 Amos Lawrence, halfback (1st)
 Darrell Nicholson, linebacker (1st)
 Steve Streater, defensive back (1st)
 Steve Streater, punter (1st)
 Lawrence Taylor, defensive lineman (1st)
 Donnell Thompson, defensive lineman (1st)
 Ron Wooten, offensive guard (1st)
Player of the Year – Lawrence Taylor
Coach of the Year – Dick Crum

1981

Kelvin Bryant, halfback (1st)
 David Drechsler, offensive guard (1st)
 William Fuller, defensive tackle (1st)
 Jeff Hayes, punter (1st)
 Greg Poole, defensive back (1st)
 Lee Shaffer, linebacker (1st)
 Ron Spruill, offensive guard (1st)

1982

Kelvin Bryant, halfback (1st) (AP)
 David Drechsler, offensive guard (1st)
 William Fuller, defensive tackle (1st)
 Willie Harris, defensive back (1st)
 Ron Spruill, offensive guard (1st)
 Chris Ward, linebacker (1st) (ACSWA)
 Mike Wilcher, outside linebacker (1st)

1983

Brian Blados, offensive tackle (1st)
 William Fuller, defensive tackle (1st)
 Willie Harris, defensive back (1st)
 Ethan Horton, halfback (1st)
 Mark Smith, wide receiver (1st)

1984

Ethan Horton, halfback (1st)
 Micah Moon, linebacker (1st)
Player of the Year – Ethan Horton (AP)

1985

Tommy Barnhardt, punter (1st)
 Reuben Davis, defensive lineman (1st)
 Larry Griffin, defensive back (1st)
 Earl Winfield, wide receiver (1st)

1986

Walter Bailey, defensive back (1st)
 Harris Barton, offensive tackle (1st)
 Derrick Fenner, halfback (1st)
 Tim Goad, defensive lineman (1st)

1987

Carlton Bailey, defensive lineman (1st)
 Pat Crowley, offensive guard (1st)
 Norris Davis, defensive back (1st)
 Tim Goad, defensive lineman (1st)
 Brett Rudolph, linebacker (1st) (AP)

1988

Pat Crowley, offensive guard (1st)
 Jeff Garnica, center (1st)
 Kennard Martin, tailback (1st)
 Cecil Gray, defensive lineman (2nd) (AP)

1989

Pat Crowley, offensive guard (1st)
 Cecil Gray, defensive lineman (1st)
 Dwight Hollier, linebacker (2nd)
 Scott McAlister, punter (2nd)

1990

Dwight Hollier, linebacker (1st)
 Brian Bollinger, offensive guard (2nd)
 Kevin Donnalley, offensive tackle (2nd)
 Eric Gash, linebacker (2nd)
 Clint Gwaltney, kicking specialist (2nd)
 Scott McAlister, punter (2nd)
 Tommy Thigpen, linebacker (2nd)

1991

Brian Bollinger, offensive guard (1st)
 Natrone Means, tailback (1st)
 Tommy Thigpen, inside linebacker (1st)
 Eric Gash, outside linebacker (2nd)
 Corey Holliday, wide receiver (2nd)
 Scott McAlister, punter (2nd)
 Thomas Smith, defensive back (2nd)

1992

Natrone Means, tailback (1st)
 Randall Parsons, center (1st)
 Mike Thomas, punter (1st)
 Rondell Jones, defensive back (2nd)
 Curtis Parker, offensive tackle (2nd)
 Tommy Thigpen, linebacker (2nd)
 Bracey Walker, defensive back (2nd)

1993

Ethan Albright, offensive tackle (1st)
 Curtis Johnson, tailback (1st)
 Bracey Walker, defensive back (1st)
 Shawn Hocker, offensive guard (2nd)
 Corey Holliday, wide receiver (2nd)
 Leon Johnson, tailback (2nd)
 Curtis Parker, offensive tackle (2nd)
 Jason Stanicek, quarterback (2nd)
 Sean Crocker, defensive back (2nd)
 Bernardo Harris, outside linebacker (2nd)
 Marcus Jones, defensive tackle (2nd)
 Austin Robbins, defensive tackle (2nd)
 Sean Boyd, defensive back (3rd)
 Rick Steinbacher, linebacker (3rd)
Rookie of the Year – Leon Johnson

1994

Greg DeLong, tight end (1st)
 Marcus Jones, defensive end (1st)
 Leon Johnson, tailback (2nd)
 Roge Purgason, offensive tackle (2nd)

1995

Greg Ellis, defensive end (1st)
 Freddie Jones, tight end (1st)
 Marcus Jones, defensive tackle (1st)
 Kivuusama Mays, linebacker (1st)
 Octavus Barnes, wide receiver (2nd)
Defensive Player of the Year – Marcus Jones

UNC's ACC PLAYERS OF THE YEAR

Danny Talbott..... 1965
 Don McCauley 1969, 1970
 Mike Voight..... 1975, 1976
 Lawrence Taylor 1980
 Ethan Horton.....1984 (AP)
 Marcus Jones.....1995 Def.

UNC's ACC ROOKIES OF THE YEAR

Amos Lawrence..... 1977
 Darrell Nicholson..... 1978
 Leon Johnson..... 1993
 Dre' Bly 1996
 Deunta Williams 2007 (defensive)

UNC'S THREE-TIME FIRST-TEAM ALL-ACC HONORS

William Fuller, defensive tackle 1981-82-83
 Pat Crowley, offensive guard 1987-88-89
 Greg Ellis, defensive end 1995-96-97
 Dre' Bly, cornerback 1996-97-98

UNC's ACC COACHES OF THE YEAR

Jim Hickey..... 1963
 Bill Dooley 1971
 Dick Crum 1980
 Mack Brown 1996



Tailback Leon Johnson was the 1993 ACC Rookie of the Year.

1996

Dre' Bly, defensive back (1st)
 Greg Ellis, defensive lineman (1st)
 Freddie Jones, tight end (1st)
 Leon Johnson, specialist (1st)
 Chris Keldorf, quarterback (1st)
 Jeff Saturday, center (1st)
 Brian Simmons, linebacker (1st)
 Omar Brown, defensive back (2nd)
 Leon Johnson, tailback (2nd)
 Kivuusama Mays, linebacker (2nd)
 Rick Terry, defensive lineman (2nd)
 Robert Williams, defensive back (2nd)

Rookie of the Year – Dre' Bly

Coach of the Year – Mack Brown

1997

Dre' Bly, defensive back (1st)
 Greg Ellis, defensive lineman (1st)
 Vonnie Holliday, defensive lineman (1st)
 Kivuusama Mays, linebacker (1st)
 Jeff Saturday, offensive lineman (1st)
 Robert Williams, defensive back (1st)
 Omar Brown, defensive back (2nd)
 Alge Crumpler, tight end (2nd)
 Jonathan Linton, tailback (2nd)
 Brian Simmons, linebacker (2nd)

1998

Dre' Bly, defensive back (1st)
 Ebenezer Ekuban, defensive line (1st)
 Keith Newman, linebacker (2nd)
 Brian Schmitz, punter (2nd)
 Brandon Spoon, linebacker (2nd)

1999

Brian Schmitz, punter (1st)
 Alge Crumpler, tight end (1st)

2000

Alge Crumpler, tight end (1st)
 Julius Peppers, defensive end (1st)
 Brandon Spoon, linebacker (2nd)
 Jeff Reed, place-kicker (2nd)

2001

Julius Peppers, defensive end (1st)
 Ryan Sims, defensive tackle (1st)
 David Thornton, linebacker (2nd)
 Michael Waddell, cornerback (2nd)

2002

Dexter Reid, free safety (1st)

2003

Dexter Reid, free safety (2nd)
 Jeb Terry, offensive guard (2nd)

2004

Jason Brown, center (1st)
 Kyle Ralph, offensive guard (2nd)

2005

Kyle Ralph, offensive guard (1st)

2007

Kentwan Balmer, defensive tackle (2nd)
 Hakeem Nicks, wide receiver (2nd)
 Durell Mapp, linebacker (2nd)
 Hilee Taylor, defensive end (2nd)

2008

Trimane Goddard, safety (1st)
 Hakeem Nicks, wide receiver (1st)
 Kendrick Burney, cornerback (2nd)
 Mark Paschal, linebacker (2nd)
 Garrett Reynolds, offensive tackle (2nd)

2009

Kendric Burney, cornerback (1st)
 Robert Quinn, defensive end (1st)
 Quan Sturdivant, linebacker (1st)
 Deunta Williams, safety (1st)
 Marvin Austin, defensive tackle (2nd)
 Bruce Carter, linebacker (2nd)
 Casey Barth, place-kicker (2nd)

2010

Quinton Coples, defensive tackle (1st)
 Bruce Carter, linebacker (2nd)
 Jonathan Cooper, offensive guard (2nd)

2011

Giovani Bernard, tailback (1st)
 Zach Brown, linebacker (1st)
 Quinton Coples, defensive tackle (1st)
 Jonathan Cooper, offensive guard (2nd)
 James Hurst, offensive tackle (2nd)
 Dwight Jones, wide receiver (2nd)

2012

Giovani Bernard, tailback & specialist (1st)
 Jonathan Cooper, guard (1st)
 Kevin Reddick, linebacker (1st)
 Sylvester Williams, defensive tackle (1st)
 Casey Barth, place-kicker (2nd)
 Eric Ebron, tight end (2nd)
 Tommy Hibbard, punter (2nd)
 James Hurst, offensive tackle (2nd)
 Kareem Martin, defensive end (2nd)

2013

Eric Ebron, tight end (1st, media; 1st, coaches)
 James Hurst, offensive tackle (1st media; 2nd coaches)
 Kareem Martin, defensive end (1st media; 2nd coaches)
 Ryan Switzer, specialist (1st media; 2nd coaches)
 Tre Boston, safety (2nd media; 2nd coaches)

2014

Marquise Williams, quarterback (2nd, media; 3rd, coaches)
 Landon Turner, offensive guard (3rd, media)
 Ryan Switzer, wide receiver (3rd, media; 3rd, coaches)

2015

Landon Turner, offensive guard (1st media, 1st, coaches)
 Elijah Hood, tailback (1st media, 2nd coaches)
 Mack Hollins, wide receiver (2nd media, 3rd coaches)
 Jon Heck, offensive tackle (2nd media, 2nd coaches)
 Caleb Peterson, offensive guard (2nd media, 2nd coaches)
 Marquise Williams, quarterback (2nd media, 2nd coaches)
 Ryan Switzer, specialist (2nd media, 1st coaches)
 M.J. Stewart, cornerback (2nd media)
 Ryan Switzer, wide receiver (3rd media, 3rd coaches)
 Quinshad Davis, wide receiver (3rd media)
 Lucas Crowley, center (3rd media, 3rd coaches)

Nazair Jones, defensive tackle (3rd media)
 Shakeel Rashad, linebacker (3rd media, 3rd coaches)
 Des Lawrence, cornerback (3rd media, 2nd coaches)
 Jeff Schoettmer, linebacker (3rd coaches)
 Nick Weiler, place-kicker (3rd coaches)

JACOBS BLOCKING TROPHY (ACC's Most Outstanding Blocker)

1935 Herman Snyder, back
 1937 George Watson, back
 1942 Mike Cooke, quarterback
 1961 Jim LeCompte, guard
 1964 Eddie Kesler, fullback
 1971 Geof Hamlin, fullback
 1972 Ron Rusnak, guard
 1974 Ken Huff, guard
 1980 Ron Wooten, guard
 1988 Jeff Garnica, center
 2012 Jonathan Cooper, guard

BRIAN PICCOLO AWARD (ACC's Most Courageous)

1970 Paul Miller, quarterback
 1971 Jim Webster, linebacker
 1985 Danny Burmeister, defensive back
 2008 Robert Quinn, defensive end
 2011 Giovani Bernard, tailback

ACADEMIC AWARD WINNERS

ACADEMIC ALL-ACC

1954	Bill Kirkman, end Ed Sutton, back
1955	Roland Perdue, tackle
1956	Don Redding, tackle Ed Sutton, back
1957	Rowland Goff, end Don Redding, tackle
1958	Wade Smith, back
1959	Jack Cummings, quarterback Wade Smith, back
1960	John Schroeder, end John Stunda, tackle Bob Elliott, back
1961	Joe Craver, guard
1962	Gene Sigmon, tackle Joe Craver, center Ken Willard, back
1963	Jerry Cabe, guard Junior Edge, quarterback
1964	Ed Stringer, center Ken Willard, back
1965	John Atherton, end John Harmon, guard Ed Stringer, center
1966	Bob Hume, end Pat Jessup, guard Bo Wood, defensive end Hank Sadler, defensive lineman
1968	Ed Chalupka, guard
1969	Ed Chalupka, guard Don Hartig, kicking specialist
1970	Steve Alvis, end
1971	Bill Brafford, defensive end Reid Lookabill, tackle Paul Miller, quarterback Bill Brafford, defensive end
1972	Phil Lamm, defensive back
1973	Charles Waddell, end Phil Lamm, defensive back
1974	Chris Kupec, quarterback
1975	Bobby Trott, defensive back
1976	Brooks Williams, end Bill Perdue, defensive end
1977	Brooks Williams, end
1978	Rick Donnalley, center Buddy Curry, linebacker
1979	Rick Donnalley, center
1980	Rick Donnalley, center
1981	David Drechsler, guard Scott Stankavage, quarterback
1982	Scott Stankavage, quarterback Steve Hendrickson, defensive back
1983	Scott Stankavage, quarterback Steve Hendrickson, defensive back Steve Moss, defensive back
1984	Kevin Anthony, quarterback Steve Hendrickson, defensive back
1985	Kevin Anthony, quarterback Harris Barton, tackle
1986	Mark Maye, quarterback Harris Barton, tackle Tripp Hardy, back Lee Gliarmis, kicking specialist
1987	Mark Maye, quarterback John Keller, tight end Bryan Causey, defensive back
1988	Jonathan Hall, quarterback Kurt Green, wide receiver John Keller, tight end Brian Vooletich, fullback Bryan Causey, defensive back

1989	Mitch Wike, linebacker Alex Simakas, defensive lineman Clarence Carter, defensive back Kevin Donnalley, offensive tackle Clint Gwaltney, kicking specialist Don Millen, outside linebacker Alex Simakas, defensive lineman
1990	Kevin Donnalley, offensive tackle Clint Gwaltney, kicking specialist Dwight Hollier, linebacker Doxie Jordan, defensive back Alex Simakas, defensive lineman Dennis Tripp, defensive lineman
1991	Brian Bollinger, offensive lineman Clint Gwaltney, place-kicker Dwight Hollier, linebacker
1992	Ethan Albright, offensive lineman Jonathan Perry, outside linebacker Lawrence Winslow, defensive back
1993	Ethan Albright, offensive tackle Shawn Hocker, offensive guard Corey Holliday, wide receiver Mike Morton, linebacker
1994	Russell Babb, offensive tackle
1995	Vonnie Holliday, defensive tackle
1996	Greg Ellis, defensive end Chris Keldorf, quarterback Jonathan Linton, tailback Mike Pringley, defensive end Jeff Saturday, center
1998	Ebenezer Ekuban, defensive end
1999	Ryan Carfley, center
2000	Jeff Reed, place-kicker Ross McAllister, defensive end
2001	Ronald Curry, quarterback Andre' Williams, tailback
2002	Doug Justice, linebacker Jeb Terry, offensive guard
2003	Jason Brown, center Darian Durant, quarterback Doug Justice, linebacker Jeb Terry, offensive guard
2004	Jason Brown, center Brian Chacos, offensive guard Darian Durant, quarterback Doug Justice, linebacker
2005	Doug Justice, linebacker Justin Phillips, tight end Garrett Reynolds, offensive tackle Andrew Wasserman, wide receiver
2006	Joe Dailey, quarterback
2007	Lowell Dyer, center
2008	Lowell Dyer, center
2009	Mike Ingersoll, offensive tackle
2010	Curtis Byrd, fullback James Hurst, offensive tackle Mike Ingersoll, offensive tackle Zack Pianalto, tight end
2011	Curtis Byrd, fullback Pete Mangum, defensive back
2012	Jonthan Cooper, offensive guard Tim Jackson, defensive tackle Pete Mangum, defensive back
2013	Thomas Moore, place-kicker Nathan Staub, linebacker
2014	Elijah Hood, tailback Caleb Peterson, offensive guard Nathan Staub, linebacker Mitch Trubisky, quarterback
2015	Elijah Hood, tailback Nick Weiler, place-kicker



Tailback Elijah Hood earned Academic All-ACC honors in 2014 and 2015.

JIM TATUM AWARD

(Top Senior Student-Athlete in the ACC)
1995 – Russell Babb, offensive tackle
1998 – Ebenezer Ekuban, defensive end
2000 – Louis Marchetti, offensive tackle

ACADEMIC ALL-AMERICA

1960 – John Schroeder, end (3rd)
1962 – Joe Craver, center (2nd)
1963 – Junior Edge, quarterback (2nd)
1964 – Ken Willard, back (1st)
1969 – Don Hartig, kicking specialist (3rd)
1971 – Reid Lookabill, tackle (2nd)
1974 – Chris Kupec, quarterback (2nd)
1981 – David Drechsler, offensive guard (2nd)
1985 – Kevin Anthony, quarterback (1st)
1990 – Kevin Donnalley, offensive tackle (2nd)

CFA/HITACHI SCHOLAR-ATHLETE TEAM

1992 – Corey Holliday
1994 – Mike Morton
1995 – Russell Babb

NCAA POST-GRADUATE SCHOLARSHIP WINNERS

1975 – Chris Kupec
1981 – Rick Donnalley
1983 – David Drechsler
1990 – Kevin Donnalley

NATIONAL FOOTBALL FOUNDATION & HALL OF FAME SCHOLAR-ATHLETES

1971 – Bill Brafford
1980 – Rick Donnalley
1986 – Harris Barton
1987 – Mark Maye
1990 – Kevin Donnalley

ACC POSTGRADUATE SCHOLARSHIP WINNERS

1972 – Bill Brafford
1981 – Rick Donnalley
1986 – Kevin Anthony
1994 – Corey Holliday
1995 – Russell Babb
2003 – Jeb Terry
2004 – Jason Brown
2012 – Jonathan Cooper, Pete Mangum

1947 Sugar Bowl
New Orleans, La.
Georgia 20, Carolina 10
January 1, 1947



The 1947 Sugar Bowl, which matched Carolina against Georgia, is one of the most famous Tar Heel games of the Charlie "Choo Choo" Justice years and produced one of the most controversial plays in bowl history.

Carolina was leading 7-0 in the third period when Bulldog defensive right end Joe Tereshinski intercepted a Tar Heel pass at the Georgia 24-yard line. He then flipped a lateral to Dick McPhee who raced 52 yards to the Carolina 14.

The Tar Heels argued the lateral was a forward one and the play should have been called back. However, the officials ruled differently. Georgia went on to score the tying touchdown on a quarterback sneak by Johnny Rauch.

Carolina's lone touchdown came on a Walt Pupa two-yard run following an interception by Tar Heel guard Bob Mitten.

The Tar Heels' last lead at 10-7 came on a Bob Cox field goal.

The Georgia game-winner came on a 67-yard touchdown pass from Trippi to Dan Edwards less than three minutes after the UNC field goal.

The Dawgs' Charley Trippi rushed for 77 yards, while Justice carried 18 times for 37 yards.

1947 SUGAR BOWL STATS

Georgia	0	0	13	7	—	20
Carolina	0	7	3	0	—	10

- NC - Pupa 2 run (Cox kick)
- GA - Rauch 1 run (Jernigan kick)
- NC - Cox 27 FG
- GA - Edwards 67 pass from Trippi (kick failed)
- GA - Rauch 13 run (Jernigan kick)

	UGA	UNC
First Downs	12	17
Rushes-Yardage	44-175	46-166
Passing Yardage	81	59
Total Offense	256	225
Passes	3-14-1	8-14-1
Return Yardage	187	89
Punting Average	32.7	38.6
Fumbles Lost	1	0
Yards Penalized	50	30

Rushing

Carolina: Camp 8-68, Pupa 14-49, Justice 18-37, Romano 1-7, Fitch 4-5, Rodgers 1-0.

Georgia: Trippi 15-56, Smith 8-48, Maricici 5-27, Rauch 7-21, Gerri 3-13, McPhee 6-10

1949 Sugar Bowl
New Orleans, La.
Oklahoma 14, Carolina 6
January 1, 1949



The Tar Heels returned to the Sugar Bowl in 1949 and were defeated 14-6 by the University of Oklahoma, representing the Big Seven Conference. A record crowd of 85,000 turned out to see the Charlie Justice-led Tar Heels battle Bud Wilkinson's Sooners.

Carolina threatened early, advancing via a Justice to Art Weiner 23-yard pass play to the OU 15. Justice's next pass, however, was intercepted by linebacker Myrle Greathouse who rumbled 59 yards to the Carolina 13. Sooners' quarterback Jack Mitchell scored the first points of the day on a two-yard run.

The Heels capitalized on an OU fumble later in the first quarter and Justice marched the team down to the two, from where Hosea Rodgers scored. The conversion was wide right.

Carolina advanced to the OU eight late in the first half, but could not score.

The Sooners regained the lead for good in the third quarter. Quarterback Darrell Royal connected for 37 yards with Frankie Anderson and two plays later, Lindell Pearson ran it in from eight yards out.

Justice was brilliant, rushing for 84 yards and passing for another 57.

1949 SUGAR BOWL STATS

Oklahoma	7	0	7	0	—	14
Carolina	6	0	0	0	—	6

- OK - Mitchell 2 run (Ming kick)
- NC - Rodgers 2 run (kick failed)
- OK - Pearson 8 run (Ming kick)

	OU	UNC
First Downs	14	12
Rushes-Yardage	65-186	32-128
Passing Yardage	43	78
Passes	1-3-0	8-19-2
Total Offense	229	206
Return Yardage	69	15
Punts-Average	6-36.8	8-38.0
Fumbles Lost	1	0
Yards Penalized	40	35

Rushing

Carolina: Justice 16-84, Rodgers 12-25, Highsmith 1-12, Kennedy 5-7.

Oklahoma: Heath 12-58, Thomas 19-51, Mitchell 17-31, Pearson 11-22, Royal 5-19, Jones 1-5.

Passing (Comp-Att-Int-Yds)

Carolina: Justice 6-13-1-57, Rodgers 2-6-1-21.


Oklahoma: Royal 1-1-0-43, Pearson 0-1-0-0, Mitchell 0-1-0-0.

Receiving

Carolina: Kennedy 4-25, Weiner 3-35, Cox 1-8.

Oklahoma: Anderson 1-43.

1950 Cotton Bowl
Dallas, Texas
Rice 27, Carolina 13
January 1, 1950



Charlie Justice had another great day in the 1950 Cotton Bowl, but it just wasn't enough as the Tar Heels fell to fifth-ranked Rice, 27-13. The Owls had a 9-1-0 record, while Carolina came in at 7-3 and was ranked 16th.

Rice and Carolina played to a scoreless draw in the opening quarter, but Rice opened the scoring in the second quarter when quarterback Tobin Rote hooked up with Billy Burkhalter for a 44-yard touchdown. Bobby Lantrip's three-yard run built a 14-0 halftime lead, and the Owls kept right on rolling in the third quarter.

On its second possession of the second half, Rice traveled 77 yards in six plays, capped by Rote's 17-yard scoring pass to "Froggie" Williams. Burkhalter made it 27-0 with a 12-yard fourth quarter score.

The Tar Heels got two touchdowns in the final eight minutes. Justice hit Paul Rizzo for a two-yard touchdown pass and then Rizzo ran it in from two yards.

Justice managed 59 yards rushing and another 63 in the air, while Art Weiner led the Tar Heels with five receptions for 41 yards. Billy Hayes topped the UNC rushing attack with 107 yards on 19 carries.

The 1950 Cotton Bowl marked the end of the "Choo-Choo" Justice era that began in 1946. The Tar Heels went 32-9-2 in that time and played in three major bowl games.

1950 COTTON BOWL STATS

Rice	0	14	7	6	—	27
Carolina	0	0	0	13	—	13

- RI - Burkhalter 44 pass from Rote (Williams kick)
- RI - Lantrip 3 run (Williams kick)
- RI - Williams 17 pass from Rote (Williams kick)
- RI - Burkhalter 12 run (kick failed)
- NC - Rizzo 2 pass from Justice (kick failed)
- NC - Rizzo 2 run (Williams kick)

	UNC	Rice
First Downs	16	18
Rushes-Yardage	48-174	54-226
Passing Yardage	80	152
Passes	9-22-1	11-19-1
Total Offense	254	378
Punts-Average	6-38.0	4-42.8
Fumbles-Lost	3-1	2-1
Penalties-Yardage	4-30	3-26

Rushing

Carolina: Hayes 19-107, Justice 16-59, Rizzo 10-8, Weiner 1-3, Clements 1-(-1), Gantt 1-(-2).

Rice: Burkhalter 16-74, Lantrip 14-63, Wyatt 14-51, Rote 6-24, Campbell 1-6, Proctor 1-3, Glauser 1-3, Silver 1-2.

Passing (Comp-Att-Int-Yds)

Carolina: Justice 7-14-0-63, Hayes 2-8-1-17.

Rice: Rote 9-17-1-140, Glass 2-2-0-12.

Receiving

Carolina: Weiner 5-41, Powell 2-24, Justice 1-8, Rizzo 1-7.

Rice: Williams 4-55, McCurry 3-18, Wyatt 2-22, Burkhalter 1-44, Taylor 1-13.

1963 Gator Bowl
Jacksonville, Fla.
Carolina 35, Air Force 0
December 28, 1963



It had been 13 years since Charlie Justice had led Carolina to the 1950 Cotton Bowl, so when the Tar Heels got a chance to play in the 1963 Gator Bowl, they made the most of it. The Tar Heels walloped the Air Force, 35-0.

Ken Willard was the hero of the day. He ran for 94 yards on 18 carries and scored the first touchdown which keyed the run-away victory. When Willard wasn't running in this rout, he did his share of the offensive blocking.

Joe Robinson scored on a five-yard pass and also caught a two-yard conversion to give the Tar Heels a 20-0 lead at intermission.

Coach Jim Hickey's Tar Heels had 23 first downs to the Academy's 14, and piled up 370 yards in total offense compared to 260 for the Falcons.

Gary Black completed all six of his passes for 71 yards and one touchdown and he rushed for another score. Junior Edge was good on five of his nine throws for 42 yards.

Carolina finished the season 9-2, its best record in Hickey's eight years at the helm.

1963 GATOR BOWL STATS

Air Force	0	0	0	0	—	0
Carolina	6	14	8	7	—	35

NC - Willard 1 run (kick failed)
 NC - Edge 6 run (pass failed)
 NC - Robinson 5 pass from Black (Robinson pass from Black)
 NC - Kesler 1 run (Lacey pass from Edge)
 NC - Black 5 run (Chapman kick)

	AF	UNC
First Downs	14	23
Rushes-Yardage	29-95	50-251
Passing Yardage	165	119
Passes	14-36-5	12-21-0
Total Offense	260	370
Return Yardage	0	66
Punts	4-40.0	4-40.0
Fumbles-Lost	3-2	2-0
Penalties-Yardage	3-35	3-42

Rushing
Carolina: Willard 18-94, Kesler 9-32, Edge 7-29, Bowman 2-29, Black 4-28, Chapman 6-23, Westfall 2-9, Eason 1-5, Edwards 1-2.
Air Force: Isaacson 3-44, Amdor 4-12, Dyre 3-12, Lorber 2-11, Tollstam 2-7, Backus 1-6, Ritchie 1-2, Murray 1-2, Wargo 1-0, McArtor 1(-1).

Passing (Comp-Att-Int-Yds)
Carolina: Black 6-6-0-71, Edge 5-9-0-42, Kinney 1-6-0-6.
Air Force: Issaacson 9-23-3-85, Murphy 3-7-1-36, McArtor 2-5-1-44, Backus 0-1-0-0.

Receiving
Carolina: Lacey 3-35, Hammett 3-34, Robinson 2-21, Willard 2-13, Sigmon 1-10, Chapman 1-6.
Air Force: Greth 3-35, Puster 2-46, Greenlee 2-24, Spiegelhauer 2-14, Ross 1-18, Matthews 1-11, Ritchie 1-9, Stein 1-7, Jagers 1-1.

1970 Peach Bowl
Atlanta, Ga.
Arizona State 48, Carolina 26
December 30, 1970



The Tar Heels exploded for 26 second quarter points but couldn't hold off Arizona State in the final two quarters as the Sun Devils rallied for an exciting 48-26 victory before 52,126 fans at Grant Field.

Carolina spotted unbeaten ASU 14 points on a pair of touchdowns runs, from eight and 33 yards, by Bob Thomas.

Don McCauley got the Tar Heels on the scoreboard with a one-yard plunge set up by a long pass from Paul Miller to Ricky Lanier. ASU scored on its next series, though, on a 67-yard TD catch by J.D. Hill.

Carolina then scored the final three touchdowns of the first half to go into the intermission with a 26-21 lead. First, Miller passed 37 yards for a score to Tony Blanchard. Then McCauley rushed in from 17 yards out. And finally, the All-America McCauley scored again from four yards.

Arizona State dominated a second half which was played in a heavy Atlanta snowstorm and without Miller, who left with an injury.

Monroe Ely scored twice and Thomas reached the end zone for the third time in the Sun Devils' 27-point second half.

1970 PEACH BOWL STATS

Arizona State	7	14	20	7	—	48
Carolina	0	26	0	0	—	26

AS - Thomas 8 run (Ekstrand kick)
 AS - Thomas 33 run (Ekstrand kick)
 NC - McCauley 1 run (Craven kick)
 AS - Hill 67 pass from Spagnola (Ekstrand kick)
 NC - Blanchard 36 pass from Miller (Craven kick)
 NC - McCauley 17 run (kick failed)
 NC - McCauley 4 run (pass failed)
 AS - Eley 8 run (Ekstrand kick)
 AS - Holden 13 run (kick failed)
 AS - Eley 5 run (Ekstrand kick)
 AS - Thomas 2 run (Ekstrand kick)

	ASU	UNC
First Downs	22	13
Rushes-Yardage	55-306	53-131
Passing Yardage	145	123
Passes	9-24-2	6-17-2
Total Offense	451	254
Return Yardage	102	0
Punts-Average	3-42.3	10-27.3
Fumbles-Lost	4-2	2-1
Penalties-Yardage	1-5	4-45

Rushing
Carolina: McCauley 36-143, Hamlin 4-17, Oglesby 4-10, Jolley 1-0, Mansfield 4(-10); Lanier 1(-13); Miller 3(-16).
Arizona State: Eley 23-173; Thomas 22-124; Holden 1-13; Hurst 2-7; Emery 1-0; Spagnola 6(-11).

Passing (Comp-Att-Int-Yds)
Carolina: Miller 3-5-0-95, Mansfield 3-12-2-26.
Arizona St.: Spagnola 8-23-2-155, Hurst 1-1-0(-10).

Receiving
Carolina: Lanier 2-50, Perry 2-34, Blanchard 1-36, Jolley 1-3.
Arizona State: Hill 3-101, Petty 2-38, Holden 2-13, McClanahan 1-3, Eley 1(-10)

1971 Gator Bowl
Jacksonville, Fla.
Georgia 7, Carolina 3
December 31, 1971



For the first time since 1950, the Tar Heels were playing in a bowl game for the second consecutive season. This time, the Tar Heels would fall, 7-3, to the Georgia Bulldogs.

The game produced a bowl first — brothers coaching against each other. Bill Dooley led the Tar Heels and older brother Vince coached the Georgia Dawgs.

The game was a defensive struggle with all the points coming in the third quarter.

In the opening half, Carolina had the best chance as linebacker Jimmy Webster, voted the Tar Heels' MVP this day, blocked a punt out of bounds at the Georgia 24. A fumble, though, denied Carolina any points.

A pair of long runs by Lewis Jolley brought the Tar Heels down to the Georgia 16 on UNC's first possession of the second half. But a procedure penalty forced the Heels to settle for a 35-yard field goal by Ken Craven.

A 31-yard pass play from Andy Johnson to Roy Hunnicutt set up the Georgia touchdown. Jimmy Poulos, on the very next play following Hunnicutt's catch, took it in for a score from 25 yards. Poulos rushed for 161 yards on the afternoon and was named the Georgia MVP.

1971 GATOR BOWL STATS

Carolina	0	0	3	0	—	3
Georgia	0	0	7	0	—	7

NC - Craven 35 FG
 GA - Poulos 25 run (Braswell kick)

	UNC	UGA
First Downs	9	13
Rushes-Yardage	51-115	51-238
Passing Yardage	66	84
Passes	6-14-1	6-17-0
Total Offense	181	322
Return Yardage	51	61
Punts-Average	10-46.6	10-34.8
Fumbles-Lost	2-1	2-1

Rushing
Carolina: Jolley 20-77, Hamlin 5-17, Sigler 3-7, Miller 20-7, Kirkpatrick 1-4, Hite 1-2, Leverenz 1-1.
Georgia: Poulos 20-161, Johnson 19-50, Bissell 3-11, Honeycutt 5-10, Lake 2-7, Ray 1-3, Shirer 1(-4).

Passing (Comp-Att-Int-Yds)
Carolina: Miller 6-14-1-66.
Georgia: Johnson 6-13-0-84, Ray 0-4-0-0.

Receiving
Carolina: Sigler 3-32, Jolley 2-9, Cowell 1-19, Leverenz 1-6.
Georgia: Hunnicutt 4-58, Greene 1-26, Shirer 1-0.

1972 Sun Bowl
El Paso, Texas
Carolina 32, Texas Tech 28
December 30, 1972



Carolina capped an 11-1 season in the 1972 Sun Bowl by defeating Texas Tech, 32-28. Quarterback Nick Vidnovic brought the Tar Heels from behind with a late scoring drive which he capped by tossing a 13-yard touchdown pass to wingback Ted Leverenz.

That play, with a minute to go in the game, gave UNC a 30-28 lead. Carolina added two points moments later as Ronnie Robinson sacked quarterback Joe Barnes in the end zone.

The Tar Heels led 9-0 in the second quarter on a field goal by Ellis Alexander and touchdown run by Dick Oliver. The Red Raiders rallied, however, for the next 21 points and a 21-9 lead. Vidnovic hit Leverenz for a 62-yard touchdown and Billy Hite carried it in from three yards to reestablish a 24-21 Carolina lead. Tech gained the advantage, 28-24, with 7:41 to play in the game.

Vidnovic completed 14 of 26 passes for 215 yards and two touchdowns. Ike Oglesby rushed for 71 yards and Sammy Johnson added 52.

The Red Raiders had a touchdown called back in the second quarter. All-America guard Donald Rives ran a blocked punt back for an apparent score, but Tech was flagged for unsportsmanlike conduct and the points were nullified.

1972 SUN BOWL STATS

Carolina	3	6	7	16	—	32
Texas Tech	0	7	14	7	—	28

NC - Alexander 32 FG
NC - Oliver 22 run (kick failed)
TT - Tillman 15 pass from Barnes (Grimes kick)
TT - Smith 65 run (Grimes kick)
TT - Smith 46 run (Grimes kick)
NC - Leverenz 62 pass from Vidnovic (Alexander kick)
NC - Hite 3 run (Leverenz pass from Vidnovic)
TT - Smith 5 run (Grimes kick)
NC - Leverenz 12 pass from Vidnovic (kick failed)
NC - Safety (Barnes tackled in end zone)

	UNC	TT
First Downs	24	13
Rushes-Yardage	60-238	38-293
Passing Yardage	215	94
Passes	14-26-1	9-16-1
Total Offense	453	387
Return Yardage	18	105
Punts-Average	9-38.8	6-25.8
Fumbles-Lost	3-0	3-2
Penalties-Yardage	7-55	4-39

Rushing

Carolina: Oglesby 16-71, Johnson 13-52, Oliver 6-45, Kirkpatrick 6-27, Hite 5-20, Vidnovic 10-13, Leverenz 2-8, Jerome 1-3, Kupec 1-(-1).
Texas Tech: Smith 14-172, Hoskins 13-60, Barnes 7-48, Mosley 4-13.

Passing (Comp-Att-Int-Yds)

Carolina: Vidnovic 14-26-1-215.
Texas Tech: Barnes 9-16-0-94.

Receiving

Carolina: Leverenz 5-95, Bethea 3-34, Norton 2-42, Jerome 2-20, Waddell 1-15, Taylor 1-9.
Texas Tech: Samford 3-34, Tillman 2-31, Jobe 2-12, Jones 1-12, Mosley 1-5

1974 Sun Bowl
El Paso, Texas
Mississippi State 26, Carolina 24
December 28, 1974



Despite mounting 402 yards in total offense, the Tar Heels dropped a 26-24 decision to Mississippi State in a record-setting Sun Bowl.

Terry Vitrano's two-yard touchdown with 3:41 remaining was the game-winner. That capped a 16-play, 80-yard drive which lasted nearly seven minutes.

Carolina had taken a 24-20 lead with 10:26 to play on the Ellis Alexander field goal.

The Bulldogs totaled a Sun Bowl record 499 yards in total offense — 455 of those yards came on the ground via the veer offense. Walter Packer rushed for 189 yards, Vitrano added 164 and quarterback Rocky Felker gained another 69.

The Tar Heels also got big ground gains from Mike Voight and James Betterson. Voight picked up 90 yards on 19 carries and Betterson chipped in with 84 on 17 rushes. But Voight was stopped a yard shy of a first down on Carolina's last offensive play of the game. Chris Kupec, who led the nation in pass completion percentage, connected with Jimmy Jerome for 29 yards and a touchdown.

1974 SUN BOWL STATS

Carolina	7	0	14	3	—	24
Mississippi State	7	3	10	6	—	26

MS - Packer 1 run (Nichels kick)
NC - Betterson 1 run (Alexander kick)
MS - Nichels 24 FG
NC - Betterson 6 run (Alexander kick)
MS - Packer 16 run (Nichels kick)
NC - Jerome 29 pass from Kupec (Alexander kick)
MS - Nichels 32 FG
NC - Alexander 26 FG
MS - Vitrano 2 run (kick failed)

	UNC	MS
First Downs	22	25
Rushes-Yardage	54-277	68-455
Passing Yardage	125	44
Passes	5-15-1	3-8-0
Total Offense	402	499
Return Yardage	3	10
Punts-Average	4-38.3	3-35.0
Fumbles-Lost	3-0	1-1
Penalties-Yardage	2-30	5-45

Rushing

Carolina: Voight 17-90, Betterson 19-84, Oliver 9-57, Lamens 4-32, Jerome 4-14, Kupec 1-(-10).
Mississippi State: Packer 24-183, Vitrano 20-164, Felker 14-69, Johnson 7-22, Smith 3-17.

Passing (Comp-Att-Int-Yds)

Carolina: Kupec 5-15-1-125.
Mississippi State: Felker 2-7-0-33, Johnson 1-1-0-11.

Receiving

Carolina: Norton 2-61, Jerome 2-42, Waddell 1-22.
Mississippi State: Lewis 2-27, Barkum 1-17.

1976 Peach Bowl
Atlanta, Ga.
Carolina 21, Carolina 0
December 31, 1976



Playing without an injured Mike Voight, the Atlantic Coast Conference Player of the Year, the Tar Heels managed just five first downs and 108 yards total offense in a 21-0 loss to Kentucky.

Voight, who had rushed for 1,407 yards, injured his ankle in practice two days before the game when he stepped in a hole going out on a pass play. Ironically, Voight had caught just four passes the entire season.

The teams battled to a tie at the half, but Carolina thought it had put up points in the first quarter. On the Tar Heels' opening drive, Matt Kupec hit split end Walker Lee with a 50-yard touchdown pass, but officials ruled the Tar Heels offside and the play came back.

Early in the third quarter, Kentucky defensive end Bud Diehl knocked the ball from Kupec's grasp and the 'Cats recovered at the UNC 21. That set up the first of three rushing touchdowns by fullback Rod Stewart.

Stewart, who finished with 104 yards and the game's MVP trophy, added fourth quarter scores from 13 and three yards.

Subbing for Voight, freshman Doug Paschal led the Tar Heels with 41 yards rushing.

1976 PEACH BOWL STATS

Carolina	0	0	0	0	—	0
Kentucky	0	0	7	14	—	21

KY - Stewart 1 run (Pierce kick)
KY - Stewart 13 run (Pierce kick)
KY - Stewart 3 run (Pierce kick)

	KY	UNC
First Downs	19	5
Rushes-Yardage	70-318	41-84
Passing Yardage	16	24
Passes	2-9-1	3-15-3
Total Offense	334	108
Return Yardage	64	18
Punts-Average	8-34.6	7-33.7
Fumbles-Lost	4-2	3-2
Penalties-Yardage	7-55	2-10

Rushing

Carolina: Paschal 11-41, Johnson 7-23, Collins 2-14, Tedder 9-11, Loomis 3-9, Mabry 1-1, Banks 1-(-1); Kupec 7-(-14).
Kentucky: Stewart 19-104, Brooks 8-66, Hill 18-55, Woods 9-42, Ramsey 13-30, Gemmill 1-15, Servino 1-4, Hawkins 1-2.

Passing (Comp-Att-Int-Yds)

Carolina: Kupec 3-15-3-24.
Kentucky: Ramsey 2-8-0-16, Deaton 0-1-1-0.

Receiving

Carolina: Mabry 1-11, Lee 1-8, Williams 1-5.
Kentucky: Hill 1-13, Woods 1-3.

1977 Liberty Bowl
Memphis, Tenn.
Nebraska 21, Carolina 17
December 19, 1977



No. 12 Nebraska scored two fourth quarter touchdowns and rallied for a 21-17 victory over 13th-rated North Carolina.

Reserve quarterback Randy Garcia came off the Cornhuskers' bench in the final period to toss a pair of touchdown passes, including a 33-yard game-winner

to Tim Smith with 3:16 left in the game. That came six plays after Nebraska recovered a fumble at the UNC 43.

Tar Heel quarterback Matt Kupec, voted the game's Most Valuable Player despite the loss, had led the Tar Heels to a 17-7 lead in the third quarter. Kupec, who connected on seven of his 11 passes, threw touchdown passes to Brooks Williams and Bob Loomis. Tom Biddle added Carolina's final points with 4:17 left in the third on a Liberty Bowl record 47-yard field goal.

Carolina led the nation in scoring defense in 1977, allowing just 7.4 points per game through the regular season. Nebraska was the only team to score more than 14 points against UNC all season.

Bill Dooley resigned in January 1978 to accept the dual position of head football coach and athletic director at Virginia Tech.

1972 LIBERTY BOWL STATS

Carolina	0	14	3	0	—	17
Nebraska	0	7	0	14	—	21

NC - Williams 12 pass from Kupec (Biddle kick)
 NB - Donnell 15 run (Todd kick)
 NC - Loomis 10 pass from Kupec (Biddle kick)
 NC - Biddle 47 FG
 NB - Craig 10 pass from Garcia (Todd kick)
 NB - T. Smith 34 pass from Garcia (Todd kick)

	UNC	NEB
First Downs	17	21
Rushes-Yardage	55-164	52-206
Passing Yardage	93	161
Passes	8-13-1	14-17-0
Total Offense	257	367
Return Yardage	0	-1
Punts-Average	3-40.3	3-37.0
Fumbles-Lost	3-2	4-2
Penalties-Yardage	5-35	2-10

Rushing

Carolina: Paschal 16-77, Lawrence 8-35, Loomis 8-33, Johnson 6-16, Collins 2-8, Lee 1-(-2); Kupec 14-(-3).
Nebraska: Donnell 9-59, Hipp 18-52, Anthony 6-39, Berns 7-38, Sorley 8-21, Craig 1-5, Garcia 3-(-8).

Passing (Comp-Att-Int-Yds)

Carolina: Kupec 7-11-1-75, Lawrence 1-1-0-18, Lee 0-1-0-0.
Nebraska: Sorley 11-13-0-105, Garcia 3-3-0-56, T. Smith 0-1-0-0.

Receiving

Carolina: Williams 4-44, Paschal 1-16, Finn 1-16, Loomis 1-10, Collins 1-7.
Nebraska: T. Smith 4-78, Craig 4-53, Berns 2-9, Hipp 2-6, Spaeth 1-12, Miller 1-3.

1979 Gator Bowl
Jacksonville, Fla.
Carolina 17, Michigan 15
December 28, 1979



Matt Kupec completed 18 of 28 passes for 161 yards and one touchdown and Amos Lawrence rushed for 118 yards to lead North Carolina to a 17-15 win over Michigan.

Trailing 9-0, the Tar Heels rallied for the next 17 points and then held off a Michigan threat late in the game to post the first of Dick Crum's four consecutive bowl wins.

Carolina had two chances early on to score first, but high winds knocked down a pair of Jeff Hayes field goal attempts. Michigan did score first following a turnover and added a 53-yard touchdown reception by Anthony Carter to move ahead 9-0.

Doug Paschal put the Heels on the board with a two-yard touchdown. Early in the third, Kupec engineered a 16-play, 97-yard touchdown drive which culminated in a 12-yard pass to Phil Farris. Hayes added a 32-yard field goal in the fourth for a 17-9 UNC lead.

Michigan, thwarted once already in the fourth when Lawrence Taylor scooped up a loose ball, did manage another Carter touchdown with 1:28 left, but the two-point conversion pass to Carter fell short.

Kupec and Lawrence were named co-Most Valuable Players.

1979 GATOR BOWL STATS

Michigan	0	9	0	6	—	15
Carolina	0	7	7	3	—	17

UM - Virgil 20 FG
 UM - Carter 53 pass from Wangler (kick failed)
 NC - Paschal 1 run (Hayes kick)
 NC - Farris 12 pass from Kupec (Hayes kick)
 NC - Hayes 32 FG
 UM - Carter 30 pass from Dickey (pass failed)

	UNC	UM
First Downs	20	18
Rushes-Yardage	51-169	42-152
Passing Yardage	161	328
Passes	18-28-0	17-26-2
Total Offense	330	480
Return Yardage	58	11
Punts-Average	6-45.4	6-35.1
Fumbles-Lost	3-2	2-2
Penalties-Yardage	6-74	8-87

Rushing

Carolina: Lawrence 23-118, Paschal 14-49, Johnson 3-8, Bryant 2-3, Kupec 9-(-9).
Michigan: Woolfolk 16-63, Smith 8-51, Dickey 11-42, Edwards 4-15, Cade 1-3, Wangler 2-(-22).

Passing (Comp-Att-Int-Yds)

Carolina: Kupec 18-28-0-161.
Michigan: Wangler 6-8-0-203, Dickey 11-18-2-125.

Receiving

Carolina: Lawrence 5-38, Chatham 5-37, Tucker 3-22, Farris 2-34, Grey 2-28, Paschal 1-2.
Michigan: Woolfolk 5-43, Carter 4-141, Marsh 3-46, Betts 3-41, Clayton 1-50, Cade 1-7.

1980 Bluebonnet Bowl
Houston, Texas
Carolina 16, Texas 7
December 31, 1980



Amos Lawrence rushed for 104 yards and one touchdown and the Tar Heel defense allowed just two first downs and 36 total yards in the second half as Carolina played error-free football to defeat Texas, 16-7, in the Bluebonnet Bowl.

Lawrence, the game's Most Valuable Offensive Player, scampered 59 yards for a touchdown on the Tar Heels' fourth play from scrimmage for a 7-0 lead. Following a Texas touchdown in the second quarter by Mike Luck, Carolina regained the advantage for good on a one-yard run by Kelvin Bryant.

Jeff Hayes converted a fumbled punt snap by the Longhorns into a 31-yard field goal with 2:03 to play in the third quarter.

The defense, which allowed 224 yards and 11 Texas first downs in the opening half, dominated the second 30 minutes. UNC safety Steve Streater was named the defensive MVP as he had an interception, recovered a fumble and also boomed a 63-yard punt, longest in Bluebonnet Bowl history.

Carolina's 11-1 record matched the best season in UNC history. The Tar Heels finished ranked eighth by the Associated Press and ninth by UPI.

1980 BLUEBONNET BOWL STATS

Carolina	6	7	3	0	—	16
Texas	0	7	0	0	—	7

NC - Lawrence 59 run (run failed)
 UT - Luck 1 run (Goodson kick)
 NC - Bryant 1 run (Hayes kick)
 NC - Hayes 31 FG

	UNC	UT
First Downs	16	13
Rushes-Yardage	48-234	44-132
Passing Yardage	121	128
Passes	11-19-0	11-27-1
Total Offense	355	260
Return Yardage	30	14
Punts-Average	5-37.0	5-43.6
Fumbles-Lost	0-0	4-1
Penalties-Yardage	5-35	3-35

Rushing

Carolina: Lawrence 18-104, Bryant 15-82, Smith 1-31, Elkins 12-12, Sturdivant 1-4, Johnson 1-1.
Texas: Clark 11-47, Walls 1-42, Luck 12-33, Robinson 6-27, McIvor 7-12, Tate 3-6, Little 3-(-5), Goodson 1-(-6).

Passing (Comp-Att-Int-Yds)

Carolina: Elkins 11-18-0-121, Lawrence 0-1-0-0.
Texas: McIvor 11-27-1-128.

Receiving

Carolina: Chatham 4-54, Bryant 4-31, D. Powell 1-21, Sturdivant 1-11, Elkins 1-4.
Texas: Sampleton 4-49, Koenning 3-51, Luck 3-24, Robinson 1-4.

1981 Gator Bowl
Jacksonville, Fla.
Carolina 31, Arkansas 27
December 28, 1981



Kelvin Bryant rushed for 148 yards and Ethan Horton added 144 to lead the Tar Heels to a 31-27 victory over Arkansas in the Gator Bowl.

Bryant and Horton shared Most Valuable Player honors, but it was a key defensive stop by seldom-used freshman Ronnie Snipes which saved the night for Carolina.

After building a 31-10 lead midway through the fourth quarter, Carolina watched as Arkansas rallied for two touchdowns and had the ball again inside Tar Heel territory with less than a minute to play. But on third down, Snipes, who had played just two previous downs in the contest, sacked quarterback Brad Taylor for a 17-yard loss.

The game was deadlocked at 10-10 at the half, but Carolina came right out to open the third quarter and put together a 13-play, 85-yard drive which was capped by Horton's one-yard scoring run.

UNC quarterback Rod Elkins scored on a one-yard sneak on the Tar Heels' next drive. He was set up by a 21-yard run by Horton and a 13-yard scamper by Bryant.

Horton then churned out 42 yards on six plays and went in from four yards out to give the Heels a 31-10 lead with 7:29 to play in the game.

The Razorbacks scored with 5:05 to play, recovered an onside kick and scored again with 2:44 left. UNC punter Jeff Hayes took an intentional safety with 1:44 to play. That gave the ball back to Arkansas and set up Snipes' defensive gem.

1981 GATOR BOWL STATS

Carolina	3	7	14	7	—	31
Arkansas	7	3	0	17	—	27

NC - Barwick 31 FG
AR - Holloway 66 pass from Taylor (Lahay kick)
NC - Bryant 1 run (Hayes kick)
AR - Lahay 28 FG
NC - Horton 1 run (Hayes kick)
NC - Elkins 1 run (Hayes kick)
NC - Horton 4 run (Hayes kick)
AR - Clark 3 run (Clark pass from Taylor)
AR - Mason 7 pass from Taylor (Lahay kick)
NC - Safety (Hayes stepped out of end zone)

	UNC	ARK
First Downs	21	16
Rushes-Yardage	65-283	38-89
Passing Yardage	53	307
Passes	7-17-0	14-29-1
Total Offense	336	396
Return Yardage	38	36
Punts-Average	6-41.9	6-35.5
Fumbles-Lost	3-1	2-1
Penalties-Yardage	8-55	3-44

Rushing

Carolina: Bryant 27-148, Horton 27-144, Anthony 3-17, Jones 1-1, Hayes 1(-10); Elkins 6(-17).
Arkansas: Clark 10-40, Tolbert 5-27, Anderson 7-18, Pierce 5-14, Taylor 11(-10).

Passing (Comp-Att-Int-Yds)

Carolina: Elkins 7-17-0-53.
Arkansas: Taylor 14-29-307-1.

Receiving

Carolina: Bryant 3-24, Richardson 2-15, Anthony 1-7, Jones 1-7.
Arkansas: Anderson 5-85, Holloway 4-171, Clark 1-17, Mistler 1-10, Kidd 1-10, Mason 1-7, Pierce 1-7.

1982 Sun Bowl
El Paso, Texas
Carolina 26, Texas 10
December 25, 1982



North Carolina scored the final 23 points of the game in the final quarter and held seventh-ranked Texas to 48 total yards in the second half as the Tar Heels became the first ACC team to win four consecutive bowl games.

Ethan Horton was the offensive star of the game, rushing for 119 yards in the second half as Carolina won 26-10. He replaced injured starter Kelvin Bryant, who totaled 45 yards before leaving the game with an injured ankle.

Trailing 10-3 after three quarters, the Tar Heels vaulted into the lead via three consecutive field goals. Sophomore walk-on Rob Rogers, who had connected from 53 yards in the second quarter, hit a 47-yard field goal with 14:51 to play to narrow the Texas lead to 10-6. Brooks Barwick was then successful from 24 and 42 yards, the latter putting the Heels into the lead at 12-10 with 4:56 left.

Horton tacked on a three-yard touchdown with 2:17 remaining and Mike Wilcher fell on a loose ball in the end zone for another touchdown with 1:35 to play.

The defensive series of the game came five minutes into the third quarter with Texas leading 10-3 and with the ball, third-and-goal at the Carolina one. Two times, Texas fullback Ervin Davis tried to find the end zone, but twice he was hurled back. First, it was Wilcher who made the hit and then on 4th-and-goal, Greg Poole made the stop which changed the game.

The Christmas Day affair was played with intermittent snow flurries and a wind-chill reading that hovered around 12 degrees.

1982 SUN BOWL STATS

Carolina	0	3	0	23	—	26
Texas	7	3	0	0	—	10

TX - Mullins recovers blocked punt in end zone (Allegre kick)
NC - Rogers 53 FG
TX - Allegre 24 FG
NC - Rogers 47 FG
NC - Barwick 24 FG
NC - Barwick 42 FG
NC - Horton 3 run (Barwick kick)
NC - Wilcher recovers fumble in end zone (Barwick kick)

	UNC	UT
First Downs	15	10
Rushes-Yardage	67-224	44-80
Passing Yardage	10	50
Passes	3-11-0	6-23-1
Total Offense	234	130
Return Yardage	0	19
Punts-Average	6-25.2	5-32.8
Fumbles-Lost	3-3	2-2
Penalties-Yardage	4-20	2-20

Rushing

Carolina: Horton 27-119, Bryant 15-45, Colson 8-38, Winfield 2-18, Anthony 8-14, Moon 1-3, Stankavage 5(-2); Lowe 1(-1).
Texas: Clark 14-56, Luck 7-32, Orr 6-18, Davis 8-10, Robinson 1-3, Walls 2(-11); Dodge 6(-28).

Passing (Comp-Att-Int-Yds)

Carolina: Stankavage 3-11-0-10.
Texas: Dodge 6-22-1-50, Davis 0-1-0-0.

Receiving

Carolina: Anthony 1-4, Bryant 1-3, Harrison 1-3.
Texas: Micho 2-18, Orr 2-11, Mullins 1-14, Robinson 1-7.

1983 Peach Bowl
Atlanta, Ga.
Florida State 28, Carolina 3
December 30, 1983



Florida State scored the first two times it had the ball and penalties and turnovers cost the Tar Heels dearly, as the Seminoles whipped Carolina 28-3 in a miserably cold and half-empty Peach Bowl.

Played before only 25,648 fans in low-20 degree temperatures, the Peach Bowl loss snapped the Tar Heels' consecutive bowl- game winning streak at four.

The Seminoles held the Tar Heels' running game to just 32 yards and three first downs. One thousand-yard rushers Ethan Horton and Tyrone Anthony were held to 30 and 27 yards, respectively.

Florida State quarterback Eric Thomas, making his first start, connected with Weegie Thompson on touchdown passes on the 'Noles first two series.

Midway through the second quarter, the Tar Heels fumbled away a punt at their own 16 and FSU converted via a 1-yard touchdown run.

Carolina put up its only points of the day on Brooks Barwick's 36-yard field goal.

The loss was the fourth in the final five games of the season and ended a season in which Carolina had been ranked third in the nation.

1983 PEACH BOWL STATS

Carolina	0	0	0	3	—	3
Florida State	14	7	0	7	—	28

FS - Thompson 15 pass from Thomas (Hall kick)
FS - Thompson 18 pass from Thomas (Hall kick)
FS - Snipes 1 run (Hall kick)
NC - Barwick 36 FG
FS - Thomas 1 run (Hall kick)

	FSU	UNC
First Downs	23	16
Rushes-Yardage	59-265	26-32
Passing Yardage	99	166
Passes	7-13-1	18-40-0
Total Offense	364	198
Return Yardage	9	0
Punts-Average	6-38.8	6-45.2
Fumbles-Lost	3-0	4-1
Penalties-Yardage	6-34	7-60

Rushing

Carolina: Horton 9-30, T. Anthony 9-27, Littlejohn 2-5, Jones 1(-2) Griffin 1(-9); Stankavage 4(-19).
Florida State: Allen 17-97, Jones 20-79, Thomas 13-41, Snipes 8-37, Hester 1-11.

Passing (Comp-Att-Int-Yds)

Carolina: Stankavage 17-39-0-150, T. Anthony 1-1-0-16.
Florida State: Thomas 7-13-1-99.

Receiving

Carolina: Winfield 4-55, Franklin 3-34, T. Anthony 3-17, Horton 3-11, Smith 2-21, Stankavage 1-16, Griffin 1-11, Littlejohn 1-1.
Florida State: Panton 3-48, Thompson 2-33, Allen 2-18.

1986 Aloha Bowl
Honolulu, Hawaii
Arizona 30, Carolina 21
December 27, 1986



Arizona converted four North Carolina fumbles into 20 points and then held off a furious Tar Heel rally in the fourth quarter to win the 1986 Aloha Bowl, 30-21.

Carolina dug itself a 30-0 hole and did not put points on the board until freshman tailback Torin Dorn broke a 58-yard touchdown run with 2:19 left in the third quarter.

The Tar Heels fumbled five times in the first three periods and the Wildcats turned them into two touchdowns and two field goals.

Following Dorn's electrifying run, the Tar Heels quickly moved back within striking distance with two more touchdowns in the next seven minutes.

Mark Maye hit Randy Marriott with a six-yard touchdown pass after a Norris Davis interception and then followed a Davis punt block with a two-yard scoring run of his own to narrow the margin to 30-21 with 9:10 to play.

That, however, was as close as Carolina could challenge. A couple of dropped passes thwarted two more Carolina drives.

Dorn was the game's leading ground-gainer, rushing for 101 yards on only seven carries. Maye completed 17 of 34 passes for 171 yards; he hooked up with Eric Starr a game-high seven times for 53 yards.

1986 ALOHA BOWL STATS

Arizona	0	13	17	0	—	30
Carolina	0	0	7	14	—	21

- UA - Coston 31 FG
- UA - Adams 1 run (Coston kick)
- UA - Coston 38 FG
- UA - Valder 52 FG
- UA - Horton 13 pass from Jenkins (Coston kick)
- UA - Greathouse 5 run (Coston kick)
- NC - Dorn 58 run (Gliarmis kick)
- NC - Marriott 6 pass from Maye (Gliarmis kick)
- NC - Maye 2 run (Gliarmis kick)

	UA	UNC
First Downs	15	18
Rushes-Yardage	51-137	40-197
Passing Yardage	187	178
Passes	12-23-1	18-35-0
Total Offense	324	375
Return Yardage	51	6
Punts-Average	7-31.4	6-36.5
Fumbles-Lost	3-1	5-5
Penalties-Yardage	6-45	3-25

Rushing

Carolina: Dorn 7-101, Starr 19-54, Maye 9-24, Lopp 3-13, Hall 2-5.
Arizona: Adams 23-81, Greathouse 6-18, Webb 3-14, McLemore 4-11, Prior 4-5, Hill 1-5, Knox 1-3, Crouch 3-1, Jenkins 6-(-1).

Passing (Comp-Att-Int-Yds)

North Carolina: Maye 17-34-0-171, Hall 1-1-0-7.
Arizona: Jenkins 12-23-1-187.

Receiving

Carolina: Starr 7-53, E. Lewis 3-24, Streater 2-39, Lopp 2-5, Thompson 1-30, Smith 1-15, Marriott 1-6, Truitt 1-6.
Arizona: Adams 3-77, Fairholm 2-24, Lotti 1-25, Hill 1-16, Horton 1-13, Hanawalt 1-11, Greathouse 1-8, K. Lewis 1-8, Prior 1-4.

1993 Peach Bowl
Atlanta, Ga.
Carolina 21, Mississippi State 17
January 2, 1993



Defensive MVP Bracey Walker blocked consecutive third-quarter punts, returning one of them for the tying touchdown, and forced a fourth quarter interception which Cliff Baskerville returned 44 yards for a touchdown to lead Carolina to a 21-17 Peach Bowl win over Mississippi State.

Walker's heroics capped a fierce second-half comeback in which the Tar Heels came from 14 points behind to score three times, although just once on an offensive possession.

MSU took a two-touchdown lead in the first quarter and had two more scores in the second quarter called back due to holding penalties.

Carolina regrouped at halftime, however, and cut the lead to 14-7 just six plays into the third quarter. Mike Thomas connected with Bucky Brooks for a 53-yard completion on the fourth play of the half and Natrone Means scored from a yard out two snaps later.

Means led the Tar Heel offense with 128 yards rushing and was named the game's Offensive MVP.

Later in the third quarter, Walker blocked a punt but Carolina's field goal try was unsuccessful. On the next series UNC again forced the Bulldogs to punt and this time Walker blocked the kick, picked up the loose ball and raced 24 yards untouched for the tying score.

Early in the final quarter Walker forced a midair loose ball with a jarring hit and Baskerville plucked the ball out of the air and sprinted 44 yards down the left sideline for what proved to be the winning score.

1993 PEACH BOWL STATS

Carolina	0	0	14	7	—	21
Mississippi State	14	0	0	3	—	17

- MS - Truitt 2 pass from Plump (Gardner kick)
- MS - Roberts 22 run (Gardner kick)
- NC - Means 1 run (Pignetti kick)
- NC - Walker 41 blocked punt return (Pignetti kick)
- NC - Baskerville 44 interception return (Pignetti kick)
- MS - Gardner 46 FG

	UNC	MS
First Downs	13	24
Rushes-Yardage	36-149	41-144
Passing Yardage	106	296
Passes	7-17-2	25-45-2
Total Offense	255	450
Return Yardage	106	20
Punts-Average	6-38.2	5-22.0
Fumbles-Lost	1-1	1-0
Penalties-Yardage	4-36	9-87

Rushing

Carolina: Means 21-128, Faulkerson 4-9, M. Thomas 9-6, Jordan 1-3, Brooks 1-3.
Mississippi State: Roberts 9-64, M. Davis 10-32, James 6-24, Prince 5-19, Jordan 1-9, Hudson 1-5, Truitt 1-0, Plump 8-(-9).


Passing (Comp-Att-Int-Yds)

Carolina: M. Thomas 7-16-2-106, Jerry 0-1.
Mississippi State: Plump 24-40-2-287, Jordan 1-4-0-9, Hudson 0-1.

Receiving

Carolina: Brooks 2-60, Jerry 2-20, Means 1-15, Holliday 1-13, Felton 1-(-2)
Mississippi State: Harris 8-127, Roberts 5-49, Truitt 3-31, Prince 2-23, Clanton 2-21, James 2-0, Ward 1-20, Jones 1-16, Knight 1-9.

1993 Gator Bowl
Jacksonville, Fla.
Alabama 24, Carolina 10
December 31, 1993



Quarterback Brian Burgdorf threw for two touchdowns and ran for another to lead 18th-ranked and defending national champion Alabama to a 24-10 victory over 11th-ranked Carolina in Outback Steakhouse Gator Bowl.

Corey Holliday caught nine passes for 125 yards and was UNC's MVP.

After a scoreless first period, Alabama took the lead on a 22-yard field goal by Michael Proctor. Carolina quarterback Jason Stanicek then led a seven-play, 80-yard touchdown drive in just 1:36 to take the lead, 7-3, on the ensuing possession. Stanicek hit Holliday with completions of 29 and 22 yards and executed one of his trademark option pitches to freshman tailback Leon Johnson for an 18-yard gain. William Henderson plunged in from a yard out for the lead.

The Crimson Tide went up 10-7 Burgdorf scored from 33 yards out on a quarterback draw.

With 1:44 left before intermission, Stanicek led what would be the final Tar Heel scoring drive. He hit Holliday with passes of 12 and nine yards and Curtis Johnson ran twice for 20 yards before the drive stalled and Tripp Pignetti hit a 23-yard field goal to tie the game at 10.

The Alabama defense was the key to the game, holding UNC to a season-low 42 net yards rushing on 25 carries. Carolina could only muster 40 total yards and four first downs in the second half.

1993 GATOR BOWL STATS

Carolina	0	10	0	0	—	10
Alabama	0	10	7	7	—	24

- AL-Proctor 22 FG
- NC-Henderson 1 run (Pignetti kick)
- AL-Burgdorf 33 run (Proctor kick)
- NC-Pignetti 23 FG
- AL-Lynch 8 pass from Burgdorf (Proctor kick)
- AL-Key 10 pass from Burgdorf (Proctor kick)

	UNC	AL
First Downs	14	21
Rushes-Yardage	25-91	46-208
Passing Yardage	225	166
Passes	19-35-0	15-23-0
Total Offense	267	330
Return Yardage	20	4
Punts-Average	7-30.1	6-40.0
Fumbles-Lost	1-1	3-0
Penalties-Yardage	1-15	4-34

Rushing

Carolina: C. Johnson 6-27, L. Johnson 2-24, Stanicek 12-2, Henderson 4-1, Brooks 1-(-12).
Alabama: Williams 18-94, Burgdorf 6-48, Steger 6-24, Palmer 1-13, Anderson 7-11, Kitchens 1-(-1), Lynch 5-(-2), Lee 2-(-23).

Passing (Comp-Att-Int-Yds)

Carolina: Stanicek 19-35-0-225.
Alabama: Burgdorf 15-23-0-166.

Receiving

Carolina: Holliday 9-125, L. Johnson 3-24, F. Jones 2-55, C. Johnson 1-6, Brooks 1-5, Henderson 1-4, Montoro 1-3, Wall 1-3.
Alabama: Palmer 5-62, Key 3-33, Anderson 3-13, T. Johnson 2-40, Lee 1-10, Lynch 1-8.

1994 Sun Bowl
El Paso, Texas
Texas 35, Carolina 31
December 30, 1994



Priest Holmes rushed for 161 yards and four touchdowns, including the game-winner with 1:17 to play, to lead Texas to a 35-31 win over the Tar Heels before a Sun Bowl record crowd of 50,612.

Holmes' four-touchdown performance wrestled away MVP honors from UNC quarterback Mike Thomas, who had the finest passing day of his career. Thomas completed 23 of 39 passes for 298 yards and two touchdowns. He set UNC bowl game records for completions and yards and tied the mark with two scoring tosses. He was 15 for 19 in the first half and completed 20 of 29 before a final desperation drive.

Wide receivers Marcus Wall and Octavus Barnes were two more standouts for the Tar Heels. Wall was selected the game's Most Valuable Special Teams Player. He gave the Tar Heels a 24-21 lead in the fourth quarter when he returned a punt 82 yards for a touchdown.

Barnes set UNC bowl game records for most catches and yards with nine receptions for 165 yards and one score. The 165 yards were also the most in Sun Bowl history.

With Carolina up, 31-21, Texas quickly went on a 68-yard touchdown drive in only 2:38. On the next series, Texas took over at its own 32 and drove 68 yards in 10 plays for the winning score. Holmes carried the last three plays on the drive for nine, two and finally the five yard touchdown run.

1994 SUN BOWL STATS

Carolina	7	10	0	14	—	31
Texas	7	14	0	14	—	35

UNC- C. Johnson 11 run (Pignetti kick)
UT- Holmes 1 run (Dawson kick)
UT- Watkins 8 fumble recovery (Dawson kick)
UNC- Pignetti 25 FG
UT- Holmes 1 run (Dawson kick)
UNC- Wall 8 pass from M. Thomas (Pignetti kick)
UNC- Wall 82 punt return (Pignetti kick)
UNC- Barnes 50 pass from M. Thomas (Pignetti kick)
UT- Holmes 9 run (Dawson kick)
UT- Holmes 5 run (Dawson kick)

	UNC	UT
First Downs	25	26
Rushes-Yards	44-180	44-229
Passing Yardage	298	196
Passing (C-A-I)	23-40-1	15-32-1
Plays-Total Offense	84-478	76-425
Return Yardage	103	76
Punts	5-35.4	6-35.8
Fumbles-Lost	2-1	3-1
Penalties/Yardage	6/58	7/55
Time of Possession	28:45	31:15

Rushing

Carolina: C. Johnson 17-70, L. Johnson 15-70, Henderson 5-16, Wall 2-30, M. Thomas 3-4, Marshall 1(-)-1, Stanicek 1(-)-9
Texas: Holmes 27-161, Walker 9-19, Brown 7-43, E. Jackson 1-6

Passing (Comp-Att-Int-Yds)

Carolina: M. Thomas 23-39-1-298-2, Stanicek 0-1
Texas: Brown 15-31-1-196-0, Brown 0-1

Receiving

Carolina: Barnes 9-165, Wall 7-82, Henderson 3-42, L. Johnson 3-13, C. Johnson 1(-)-4
Texas: Fitzgerald 6-60, Pinkney 3-29, Holmes 2-44, C. Jackson 1-34, E. Jackson 1-12, Walker 1-12, Kemp 1-5

1995 Carquest Bowl
Miami, Fla.
Carolina 20, Arkansas 10
December 30, 1995



Leon Johnson rushed for a Carolina bowl record 195 yards and Mike Thomas threw for two scores as the Tar Heels knocked off Arkansas, 20-10, in the Carquest Bowl.

Johnson's 195-yard effort topped the previous high of 148 yards by Kelvin Bryant, also against Arkansas, in the 1981 Gator Bowl. Johnson had just 23 yards on eight carries in the first half, but exploded for 172 yards in the second half.

All-America tackle Marcus Jones capped his career with four tackles for losses, including a quarterback sack on Arkansas' last play from scrimmage - his final collegiate play.

Trailing by a touchdown the Tar Heels quickly moved into position to tie the game. On third-and-long quarterback Mike Thomas rolled right, threw back across the field to Ashford, who sprinted around the left flank into the end zone.

The Razorbacks managed to take a 10-7 lead in the third quarter on a 26-yard field goal by Latourette. Two series later Carolina went into the lead for good. On third-and-eight from the 28, Thomas ran the option around the right corner, turned upfield and then pitched the ball to Johnson, who was trailing the play perfectly. Johnson ran untouched for a 28-yard, go-ahead score.

1995 CARQUEST BOWL STATS

Arkansas	7	0	3	0	—	10
Carolina	7	0	13	0	—	20

ARK - Lucas 25 pass from Lunney (Latourette kick)
UNC - Ashford 18 pass from M. Thomas (Welch kick)
ARK - Latourette 26 FG
UNC - L. Johnson 28 run (Welch kick)
UNC - Stevens 87 pass from M. Thomas

	ARK	UNC
First Downs	26	20
Rushes-Yards	44-162	49-242
Passing Yardage	227	177
Passing (C-A-I)	16-35-2	10-23-0
Plays-Total Offense	79-389	72-419
Return Yardage	(-1)	34
Punts	4-38.8	4-32.5
Fumbles-Lost	1-1	0-0
Penalties-Yardage	3-36	4-31
Time of Possession	30:03	29:07

Rushing

Carolina: L. Johnson 29-195, Wall 2-15, Watson 6-13, M. Thomas 7-8, Parquet 3-6, Geter 1-3, McGregor 1-2
Arkansas: M. Johnson 29-136, Lunney 14-19, Meadors 1-7

Passing (Comp-Att-Int-Yds-TD)

Carolina: M. Thomas 10-23-0-177-2
Arkansas: Lunney 16-35-2-227-1

Receiving

Carolina: Ashford 3-38, Barnes 3-21, Stevens 1-87, N. Brown 1-19, Watson 1-12, L. Johnson 1-0
Arkansas: Meadors 7-101, Eubanks 3-45, Heringer 3-42, M. Johnson 2-14, Lucas 1-25

1997 Gator Bowl
Jacksonville, Fla.
Carolina 20, West Virginia 13
January 1, 1997



Oscar Davenport, starting in place of injured first-team all-conference quarterback Chris Keldorf, completed 14 of 26 passes for 175 yards and one touchdown as Carolina defeated West Virginia 20-13 in the 52nd annual Toyota Gator Bowl.

Davenport, who also rushed for one touchdown, was named the game's MVP.

Carolina broke the scoring drought early in the second quarter when Davenport found Octavus Barnes in the back corner of the end zone on an 18-yard pass. As time was running down in the first half, Davenport and Leon Johnson led the Tar Heels on a five-play touchdown drive. Johnson caught a pass for 13 yards and rushed twice for 19 yards in the drive. Davenport scored on a 5-yard option keeper for a 17-3 lead.

West Virginia opened the second-half scoring with a 34-yard touchdown pass to close within seven points. A fumble recovery by Greg Williams ended one WVU threat, but West Virginia had one last chance to tie the game late in the fourth quarter. Carolina stopped the Mountaineers on 4th-and-6 at the UNC 24 with just under two minutes remaining.

Dre' Bly, Carolina's consensus first-team All-America, picked off two second-half passes. Carolina's defense forced four West Virginia turnovers; the Mountaineers had 10 in 11 regular-season games.

1997 GATOR BOWL STATS

Carolina	0	17	3	0	—	20
West Virginia	0	3	7	3	—	13

UNC- Barnes 18 pass from Davenport (McGee kick) (13:05, 2nd)
UNC- McGee 22-yard field goal (10:44, 2nd)
WVU- Taylor 47-yard field goal (2:24, 2nd)
UNC- Davenport 5 run (McGee kick) (1:15, 2nd)
WVU- Saunders 34 pass from Johnston (Taylor kick) (12:06, 3rd)
UNC- McGee 20-yard field goal (5:31, 3rd)
WVU- Taylor 47-yard field goal (8:18, 4th)

	UNC	WVU
First Downs	19	21
Rushes-Yards	36-66	42-114
Passing Yardage	197	175
Passing (C-A-I)	17-34-3	14-26-0
Plays-Total Offense	70-263	68-289
Return Yardage	40	27
Punts (No.-Avg.)	3-41.0	7-38.3
Fumbles-Lost	0-0	0-0
Penalties/Yardage	4-52	9-63
Time of Possession	31:32	28:28

Rushing

UNC: Johnson 25-79, Davenport 14-31, Linton 2-4, Watson 1-0
WVU: Zereoue 21-63, White 6-16, Swoope 4-6, Johnston 5(-)-19


Passing (Comp-Att-Int-Yds-TD)

UNC: Davenport (14-26-0-175-1)
WVU: Johnston (17-34-3-197-1)

Receiving

UNC: N. Brown 3-62, Johnson 3-33, F. Jones 4-32, Stevens 2-25, Barnes 1-18, Watson 1-5
WVU: Saunders 9-130, Vanterpool 5-56, Swoope 1-10, White 2-1

1998 Gator Bowl
Jacksonville, Fla.
Carolina 42, Virginia Tech 3
January 1, 1998



Chris Keldorf threw for 290 yards and three scores and Carolina's defense and special teams added touchdowns as the Tar Heels pounded Virginia Tech, 42-3, in the Toyota Gator Bowl.

The victory, UNC's most lopsided in a bowl game, secured a No. 4 final ranking in the coaches' poll for the 11-1 Tar Heels. The game was Carl Torbush's first as Carolina's head coach. Torbush, UNC's defensive coordinator the past 10 years, was elevated to head coach on December 8th after Mack Brown accepted the same position at the University of Texas.

Keldorf completed 17 of 28 passes, including touchdown throws of 62 and 14 yards to wide receiver Octavus Barnes and four yards to fullback Jamie Carrick.

Carolina amassed 427 total yards and held the Hokies to just 185 yards. Leading 3-0, Keldorf hit Barnes with a 62-yard bomb down the left sideline for a 10-0 lead. Later in the first quarter, Carolina forced Virginia Tech to punt deep in Hokie territory. Quinton Savage blocked the punt and Dre' Bly scooped it up at the 6-yard line and scored for a 16-0 UNC advantage.

One minute and 10 seconds after Bly's touchdown, Ellis fell on a loose ball in the Tech end zone for another touchdown. Carolina scored 16 first-quarter points in the entire regular season, but scored 16 in the first quarter of the Gator Bowl and six more just seven seconds into the second quarter.

The 42 points were the most in UNC postseason history and the three touchdown passes by Keldorf set a UNC bowl game record.

1998 GATOR BOWL STATS

Virginia Tech	0	0	3	0	-	3
Carolina	16	6	6	14	-	42

UNC- McGee 29-yard field goal (3:01, 1st)
 UNC- Barnes 62 pass from Keldorf (McGee kick) (6:07, 1st)
 UNC- Bly 6-yard blocked punt return (kick failed) (1:03, 1st)
 UNC- Ellis fumble recovery (conversion failed) (14:53, 2nd)
 UNC- Linton 1-yard run (kick failed) (9:43, 3rd)
 VT- Graham 40-yard field goal (4:37, 3rd)
 UNC- Barnes 14-yard pass from Keldorf (McGee kick) (14:55, 4th)
 UNC- Carrick 4-yard pass from Keldorf (McGee kick) (5:01, 4th)

	UNC	VT
First Downs	18	14
Rushes-Yards	37-124	40-161
Passing Yardage	318	90
Passing (C-A-I)	18-29-0	13-25-0
Plays-Total Offense	66-427	65-185
Return Yardage	25	11
Punts (No.-Avg.)	3-40.3	6-30.8
Fumbles-Lost	0-0	6-3
Penalties/Yardage	6-61	4-36
Time of Possession	29:31	30:29

Rushing

UNC: Linton 20-68, Geter 7-25, Williams 5-24, Keldorf 5(-8)
VT: Oxendine 10-39, Scales 1-29, Pegues 7-27, Sorensen 10-19, Parker 4-2, Hawkins 1-1, Clark 7(-22)

Passing (Comp-Att-Int-Yds-TD)

UNC: Keldorf (17-28-0-290-3); Schmitz (1-1-0-28-0)
VT: Clark (9-17-0-66-0); Sorensen (4-8-0-24-0)

Receiving

UNC: Barnes 3-89; Linton 6-81, Crumpler 5-77, N. Brown 2-39, Simmons 1-28, Carrick 1-4
VT: Parker 4-32, Stuewe 2-24, Harrison 4-21, Scales 1-13, Ellison 1-3, Oxendine 1(-3)

1998 Las Vegas Bowl
Las Vegas, Nev.
Carolina 20, San Diego State 13
December 19, 1998



Ronald Curry rushed for a season-high 93 yards and a touchdown, punter Brian Schmitz was outstanding despite windy conditions and the Tar Heel defense did not allow a TD in the last 59 minutes as Carolina defeated San Diego State, 20-13.

Curry, the game's Most Valuable Offensive Player, gave Carolina the lead for good with a 48-yard touchdown run on the final play of the opening quarter. He rushed for 93 yards on 10 carries and accounted for 96 of Carolina's 196 total offense yards, despite playing just four series.

The game was played with winds gusting to 47 miles per hour. Passing was almost impossible. In fact, Carolina won the game despite completing just four passes for 33 yards.

Schmitz averaged 44.0 yards on five punts and pinned the Aztecs inside their own 11-yard line four times. Late in the second quarter, Schmitz unloaded a 66-yard punt into the wind.

San Diego State took an early 7-0 lead in the first minute of the game before the Tar Heels scored 20 unanswered points to close the first half. After two second-half field goals cut it to 20-13, the Aztecs had one final chance to tie the game. With just over a minute left, Dre' Bly broke up a pass in the end zone. On the following play, Brandon Spoon tipped Brian Russell's pass in the air and the ball was intercepted at the goal line by Keith Newman with 59 seconds remaining.

1998 LAS VEGAS BOWL STATS

San Diego State	7	3	0	3	-	13
Carolina	12	8	0	0	-	20

SDSU- Mitchell 60 fumble run (Tandberg kick) (14:33, 1st)
 NC- McGee 32 FG (8:32, 1st)
 NC- McGee 23 FG (2:00, 1st)
 NC- Curry 48 run (kick missed) (0:00, 1st)
 NC- Bomar recovers blocked punt in end zone (Bailey pass from Davenport) (12:34, 2nd)
 SDSU - Tandberg 32 FG (2:16, 3rd)
 SDSU - Tandberg 38 FG (3:51, 4th)

	SDSU	UNC
First Downs	20	8
Rushes-Yards	49-193	37-163
Passing Yardage	102	33
Passing (C-A-I)	11-23-1	4-13-0
Plays-Total Offense	72-295	50-196
Punts (No.-Avg.)	7-24.1	5-44.0
Fumbles-Lost	3-0	1-1
Penalties/Yardage	4/36	6/73
Time of Possession	33:47	26:13

Rushing

UNC: Curry 10-93, Saunders 17-39, Dyer 4-15, Stevens 1-9, Robinson 3-6, Davenport 2-1
SDSU: Lewis 25-61, Russell 13-41, Ned 9-25, Reyes 1-18, Gourdine 1(-12), Mitchell 0-60

Passing (Comp-Att-Int-Yds-TD)

Carolina- Davenport 3-11-0-30-0, Curry 1-2-0-3-0
San Diego State- Russell 10-22-1-99-0, Lewis 1-1-0-3-0

Receiving

UNC: N. Brown 3-18, Harris 1-15
SDSU: Gourdine 3-31, Ned 2-18, Lewis 2-14, Mecham 1-18, Mitchell 1-14, McNeill 1-4, Russell 1-3

2001 Peach Bowl
Atlanta, Ga.
Carolina 16, Auburn 10
December 31, 2001



Willie Parker rushed for 131 yards and Ryan Sims led a spirited defensive effort as North Carolina won its fifth consecutive postseason bowl appearance with a 16-10 victory over Auburn in the Chick-fil-A Peach Bowl.

Parker, who started his first game since September, was spectacular, scoring on a 10-yard run in the first quarter and setting up a second-quarter field goal with a 43-yard dash. Parker had the fifth-best rushing day in UNC bowl history and it was the 11th time a Tar Heel had rushed for more than 100 yards in a bowl game.

Parker's touchdown was set up by Carolina's defense, which allowed just 32 total rushing yards and shutout Auburn for three quarters. In the first quarter, cornerback Michael Waddell forced a fumble at the Auburn 26-yard line that defensive end Joey Evans picked up and rumbled to the Auburn 8-yard line. Two plays later, Parker's touchdown gave Carolina a 7-0 lead.

Curry, who was named the game's Offensive MVP, scored on an incredible touchdown run in the third quarter to give Carolina a 16-0 advantage.

Defensively, Carolina came up with several big plays throughout the game and held off a furious Auburn comeback in the fourth quarter. Sims, the Defensive MVP, had six tackles, including two sacks and was constantly disrupting the Auburn backfield.

After scoring twice in the fourth quarter, Auburn attempted an onside kick, but UNC's Richard Moore covered the ball and the Tar Heels ran out the clock.

2001 PEACH BOWL STATS

Carolina	7	3	6	0	-	16
Auburn	0	0	0	10	-	10

NC- Parker 10 run (Reed kick) (9:34, 1st)
 NC- Reed 22 FG (0:55, 2nd)
 NC- Curry 62 run (kick failed) (8:25, 3rd)
 AUB- Duval 34 FG (13:16, 4th)
 AUB- Diamond 12 pass from Cobb (Duval kick) (1:18, 4th)

	UNC	AUB
First Downs	12	12
Rushes-Yards	40-174	32-31
Passing Yards	114	145
Comp-Att-Int	13-21-1	18-28-2
Plays-Total Yards (Ave)	61-288 (4.7)	60-176 (2.9)
Punts (Ave)	8-39.8	9-49.3
Fumbles-Lost	2-1	5-1
Penalties/Yards	9-73	4-26
Time of Possession	32:02	27:58

Rushing

Carolina- Parker 19-131, Curry 10-67, Lewis 3-6, Williams 2-0, Durant 2(-12), Lafferty 1(-13)
Auburn- Brown 6-28, Butler 8-22, Moore 5-21, Campbell 8-1, Johnson 1-0, Carter 1(-7)

Passing (Comp-Att-Yds-TD-Int)

Carolina- Curry 5-6-25-0-0, Durant 7-14-76-0-1
Auburn- Campbell 12-18-74-0-1, Cobb 6-10-71-1-1

Receiving

Carolina- Aiken 7-73, Parker 3-24, Davis 3-17
Auburn- Daniels 3-21, Willis 3-17, Diamond 2-17, Moore 2-16, Walkins 2-16, Johnson 2-15, Carter 1-21, Ratliff 1-18, McIntrye 1-8, Brown 1(-4)

2004 Continental Tire Bowl
Charlotte, N.C.
Boston College 37, Carolina 24
December 30, 2004



Kicker Ryan Ohliger scored on a 21-yard fake field goal run to seal Boston College's 37-24 victory over North Carolina in the Continental Tire Bowl.

Clinging to a 27-24 lead over North Carolina (6-6) in the fourth quarter, BC quarterback Paul Peterson was injured as he tried to run outside for a first down on third-and-1 and was brought down awkwardly by Tommy Davis. On the next play, Ohliger, a 5-foot-9 freshman, took the handoff from holder Matt Ryan and raced into the end zone, breaking a tackle along the way, for a 34-24 lead with 10:32 to play. Before leaving, Peterson went 24-of-33 for 236 yards and two touchdowns.

Virginia represented the ACC in the first two Tire Bowls, so the inclusion of North Carolina was a welcome change of scenery. Tar Heels fans snapped up over 65,000 tickets, washing out the scattering of Boston College supporters in a sea of light blue.

They had plenty to cheer about early as North Carolina seized the momentum by scoring a pair of touchdowns after Peterson's fumble and Ohliger's missed field goal.

North Carolina quarterback Darian Durant threw for 260 yards and three TDs in his final game as a Tar Heel. He finished his storied career with 51 school records, including all major passing and total offense records.

Wide receiver Derelle Mitchell caught seven passes for 116 yards.

2004 CONTINENTAL TIRE BOWL STATS

Boston College	14	7	0	16	-	37
Carolina	7	14	3	0	-	24

BC - Whitworth, L.V. 3 run (Ohliger kick) (8:13, 1st)
UNC - McGill 12 pass from Durant (Barth kick) (6:08, 1st)
BC - Adams 2 pass from Peterson (Ohliger kick) (1:32, 1st)
UNC - Wright 5 pass from Durant (Barth kick) (7:12, 2nd)
UNC - Mitchell 51 pass from Durant (Barth kick) (1:44, 2nd)
BC - Kashetta 1 pass from Peterson (Ohliger kick) (0:17, 2nd)
UNC - Barth 27 field goal (4:32, 3rd)
BC - Callender 1 run (kick failed) (14:16, 4th)
BC - Ohliger 21 run (Troost kick) (10:32, 4th)
BC - Troost 18 field goal (4:09, 4th)

	BC	UNC
First Downs	20	22
Rushes-Yards	46-228	33-105
Passing Yards	249	259
Comp-Att-Int	25-35-0	23-41-0
Plays-Total Yards (Avg)	81-477 (5.9)	74-364 (4.9)
Punts (Avg)	7-41.4	4-37.2
Fumbles-Lost	2-1	0-0
Penalties-Yards	3-20	5-40
Time of Possession	33:58	26:02

Rushing

Boston College - Callender 26-174, Whitworth 10-30, Ohliger 1-21
Carolina - McGill 8-53, Scott 16-49

Passing (Comp-Att-Yds-TD-Int)

Boston College - Peterson 24-33-0-236-2-0, Ryan 1-2-0-13-0-0
Carolina - Durant 23-41-0-259-3-0

Receiving

Boston College - Hazard 5-81, Adams 5-53, Kashetta 5-37, Lester 4-39
Carolina - Mitchell 7-116, Holley 5-66, Wright 3-23, Scott 3-7, Hamlett 2-23

2008 Meineke Car Care Bowl
Charlotte, N.C.
West Virginia 31, Carolina 30
December 27, 2008



Pat White threw for 332 yards, including a 20-yard touchdown pass to Alric Arnett midway through the fourth quarter to send West Virginia to a 31-30 win over North Carolina in the Meineke Car Care Bowl.

The senior quarterback was voted MVP, helping West Virginia (9-4) overcome Hakeem Nicks' big day for North Carolina. Nicks caught eight passes for 217 yards and three touchdowns for the Tar Heels (8-5), but T.J. Yates was intercepted by Pat Lazear with under 2 minutes left to end Butch Davis' hopes of a bowl win in his second year at North Carolina.

White completed 26 of 32 passes and threw one interception.

After J.T. Thomas recovered Shaun Draughn's fumble at the West Virginia 30, White threw a 41-yard pass over the middle to Jock Sanders, picked up nine yards on a running play and then rifled a pass between two defenders to Arnett for the go-ahead touchdown with 7:14 left.

Yates couldn't find the dynamic Nicks on the Tar Heels' final drive, eventually throwing his first interception of the game.

Nicks already set three school receiving records and shattered his career-high in yards receiving - with 10:37 left in the second quarter. It was part of a dizzying offensive display by both teams that produced six touchdowns in the game's first 20 minutes.

Nicks' 25-yard TD catch from Yates early in the second quarter was his 178th career reception - another school record - and gave North Carolina a 23-21 lead. The action thrilled a sellout crowd at Bank of America Stadium.

2008 MEINEKE CAR CARE BOWL STATS

West Virginia	21	0	3	7	-	31
Carolina	14	9	7	0	-	30

WV - Devine 18 run (McAfee kick) (8:56, 1st)
UNC - Nicks 73 pass from Yates (Barth kick) (7:22, 1st)
WV - Arnett 44 pass from White (McAfee kick) (5:11, 1st)
UNC - Nicks 66 pass from Arnold (Barth kick) (4:57, 1st)
WV - Starks 35 pass from White (McAfee kick) (2:35, 1st)
UNC - Team safety (13:23, 2nd)
UNC - Nicks 25 pass from Yates (Barth kick) (10:37, 2nd)
WV - McAfee 25 FG (9:00, 3rd)
UNC - Yates 4 run (Barth kick) (4:29, 3rd)
WV - Arnett 20 pass from White (McAfee kick) (7:14, 4th)

	WV	UNC
First Downs	20	15
Rushes-Yards	42-123	29-93
Passing Yards	332	277
Comp-Att-Int	32-26-1	26-16-1
Plays-Total Yards (Avg)	74-455 (6.1)	55-370 (6.7)
Punts (Avg)	3-44.3	5-40.0
Fumbles-Lost	2-1	2-1
Penalties-Yards	1-10	4-37
Time of Possession	33:44	26:16

Rushing

West Virginia - Devine 13-61, White 21-55, Sanders 3-10
Carolina - Draughn 17-65, Little 3-34, Houston 4-4

Passing (Comp-Att-Yds-TD-Int)

West Virginia - White 26-32-332-3-1
Carolina - Yates 15-25-211-2-1; Arnold 1-1-66-0-1

Receiving

West Virginia - Arnett 7-93, Sanders 5-70, Jalloh 5-36, Starks 4-61, Urban 2-42
Carolina - Nicks 8-217, Draughn 3-11, Little 2-36, Quinn 1-5, Arnold 1-4, Rome 1-4

2009 Meineke Car Care Bowl
Charlotte, N.C.
Pittsburgh 19, Carolina 17
December 26, 2009



Dion Lewis rushed for 159 yards and a touchdown, and Dan Hutchins kicked a 33-yard field goal with 52 seconds left to give the 17th-ranked Panthers a 19-17 win over North Carolina on Saturday in the Meineke Bowl.

Winning 10 games for the first time since Dan Marino was the quarterback in 1981, Pitt (10-3) converted on fourth down at its own 30 and took advantage of a key offsides penalty to set up Hutchins' fourth field goal.

T.J. Yates threw two touchdown passes to Greg Little, but his incomplete pass on fourth-and-10 from his own 49 with 6 seconds left sent the Tar Heels (8-5) to their second straight bowl loss.

Yates was 19 of 32 for 183 yards and an interception while Little caught seven passes for 87 yards and Ryan Houston rushed for 83 yards.

But North Carolina's defense, which came in sixth in the nation overall and ninth against the run, struggled to contain the shifty Lewis.

The matchup featured old coaching buddies who won a national championship and Super Bowl together. Pitt's Dave Wannstedt and Davis worked on Jimmy Johnson's staffs at Oklahoma State, Miami and the Dallas Cowboys. Their careers then included NFL head coaching jobs before they returned to college.

It took Wannstedt's big gamble to help Pitt end a two-game losing streak after North Carolina took a 17-16 lead late in the third quarter on Yates' second touchdown pass to Little.

2009 MEINEKE CAR CARE BOWL STATS

Pittsburgh	0	13	3	3	-	19
Carolina	7	3	7	0	-	17

UNC - Little 15 pass from Yates (Barth kick) (6:57, 1st)
Pitt - Hutchins 31 FG (14:11, 2nd)
Pitt - Lewis 11 run (Hutchins kick) (11:08, 2nd)
UNC - Barth 37 FG (1:05, 2nd)
Pitt - Hutchins 31 FG (0:00, 2nd)
Pitt - Hutchins 42 FG (9:11, 3rd)
UNC - Little 14 pass from Yates (Barth kick) (4:00, 3rd)
Pitt - Hutchins 33 FG (0:52, 4th)

	Pitt	UNC
First Downs	17	18
Rushes-Yards	36-129	29-81
Passing Yards	163	183
Comp-Att-Int	17-24-0	19-33-1
Plays-Total Yards (Avg)	60-292 (4.9)	62-264 (4.3)
Punts (Avg)	2-45.0	3-41.3
Fumbles-Lost	4-1	2-1
Penalties-Yards	4-26	8-78
Time of Possession	29:25	30:35

Rushing

Pitt - Lewis 28-159, Graham 2-1, Stull 4-(-13)
Carolina - Houston 24-83, Little 1-31, Boyd 1-(-11), Yates 3-(-22)

Passing (Comp-Att-Yds-TD-Int)

Pitt - Stull 17-24-163-0-0
Carolina - Yates 19-32-183-2-1

Receiving

Pitt - Shanahan 5-83, Dickerson 4-21, Baldwin 3-31, Hynoski 3-20, Byham 1-9, Lewis 1-(-1)
Carolina - Little 7-87, Highsmith 3-38, Pianalto 2-26, White 2-17, Houston 2-8, Boyd 1-4, Barham 1-4, Jones 1-(-1)

2010 Music City Bowl
Nashville, Tenn.
Carolina 30, Tennessee 27
December 30, 2010



Casey Barth kicked a 23-yard field goal in the second overtime to send North Carolina past Tennessee 30-27 in a Music City Bowl that will be remembered much more for the crazy finish of regulation than how it ended.

Barth kicked a 39-yard field goal after officials reviewed what had been the final play of the game and decided to penalize the Tar Heels (8-5) for having "more than 11 men" on the field. The Big Ten officiating crew also announced T.J. Yates had spiked the ball with 1 second left. That allowed Barth to run out and kick the field goal that tied it at 20.

Tennessee (6-7) was stunned at the sudden switch that cost the Vols an apparent bowl victory to cap Derek Dooley's first season. Tyler Bray threw a 25-yard TD in the first overtime, but Quan Sturdivant picked him off to end the Vols' last chance in the second OT.

Tennessee had the home-field advantage with LP Field painted orange from top to bottom, and the Vols' fans had been celebrating ever since Bray's 8-yard TD pass to Justin Hunter put them up 20-17 with 5:16 left.

But Donte Paige-Moss blocked Daniel Lincoln's extra point, and that provided the edge North Carolina needed to force overtime with Barth's second field goal.

Tennessee had a chance to clinch the victory when the Vols got the ball back with 1:36 left but punted it back to North Carolina with 31 seconds remaining to set up the bizarre finish.

The Tar Heels intercepted Bray three times, finished with four sacks and held Tennessee to 27 yards rushing on 29 attempts.

2010 MUSIC CITY BOWL STATS

Carolina	7	10	0	3	7	3	-	30
Tennessee	7	7	0	6	7	0	-	27

NC - Draughn 58 yd run (Barth kick) (10:58, 1st)
 UT - Jones 29 pass from Bray (Lincoln kick) (2:10, 1st)
 NC - Barth 28 yd field goal (10:24, 2nd)
 UT - Rogers 45 yd pass from Bray (Lincoln kick) (1:30, 2nd)
 NC - Highsmith 39 yd pass from Yates (Barth kick) (0:27, 2nd)
 UT - Hunter 8 yd pass from Bray (kick blocked) (5:16, 4th)
 NC - Barth 39 yd field goal (0:00, 4th)
 NC - Yates 1 yd run (Barth kick) (OT1)
 UT - Socker 20 yd pass from Bray (Lincoln kick) (OT1)
 NC - Barth 23 yd field goal (OT2)

	UNC	UT
First Downs	21	20
Rushes-Yards	29-151	29-27
Passing Yards	234	312
Comp-Att-Int	23-40-1	27-45-3
Plays-Total Yards (Avg)	69-385 (5.6)	74-339 (4.6)
Punts (Avg)	7-40.9	8-43.5
Fumbles-Lost	1-1	3-0
Penalties-Yards	12-80	8-75
Time of Possession	28:11	31:49

Individual Rushing Leaders

Carolina - Draughn 23-160; Harrelson, 1-12, Boyd 1-7
 UT - Poole 11-40; Neal 9-28


Individual Passing Leaders (Comp-Att-Yds-TD-Int)

Carolina - Yates 23-39-234-1-1
 UT - Bray 27-45-312-4-3

Individual Receiving Leaders

Carolina - Taylor 9-85, Jones 5-51, Draughn 3-6, Wilson 2-17, Adams 1-8, Highsmith 1-39, Harrelson 1-28
 UT - Jones 9-89, Stocker 5-58, Moore 4-69, Poole 4-16, Rogers, D. 1-45, Rivera 1-15, Hunter 1-8, Neal 1-7, Rogers, Z. 1-5

2011 Independence Bowl
Shreveport, La.
Missouri 41, Carolina 24
December 26, 2011



James Franklin ran for two touchdowns and threw for another, and Missouri beat North Carolina 41-24 in the Independence Bowl.

Franklin, named the game's offensive Most Valuable Player, rushed for 142 yards and threw for 132 despite less than ideal conditions in the cold and rain at Independence Stadium. He led the Tigers to 31 first-half points - an Independence Bowl record.

For North Carolina (7-6), a season that started with a promising 5-1 record ends with a lopsided loss. The Tar Heels lost five of their final seven under interim coach Everett Withers, who leaves to become defensive coordinator at Ohio State under Urban Meyer.

North Carolina had the Atlantic Coast Conference's second-best rushing defense, giving up just 106.2 yards per game. But the Tigers found plenty of running room with Franklin and Kendial Lawrence, repeatedly going for big gains.

Lawrence rushed for 108 yards and a touchdown as the Tigers racked up 337 yards on the ground.

North Carolina's quarterback, Bryn Renner, had a very productive game, throwing for 317 yards, three touchdowns and an interception.

North Carolina scored first, with Renner hitting Dwight Jones for a 22-yard touchdown pass with 12:12 left in the first quarter. That would be the high point for the Tar Heels.

North Carolina had a glimmer of hope late in the third when Jheranie Boyd caught a 44-yard touchdown pass from Renner to pull the Tar Heels to 34-17. But Missouri responded minutes later with Franklin's second touchdown run of the night.

2011 INDEPENDENCE BOWL STATS

Missouri	14	17	7	3	-	41
Carolina	7	3	7	7	-	24

NC - Jones 22 pass from Renner (Moore kick) (12:12, 1st)
 MU - Kemp 40 pass from Moe (Barrow kick) (10:06, 1st)
 MU - Franklin 2 run (Barrow kick) (2:15, 1st)
 MU - Barrow 31 field goal (11:11, 2nd)
 MU - Jackson 8 pass from Franklin (Barrow kick) (5:13, 2nd)
 MU - Lawrence 9 run (Barrow kick) (1:58, 2nd)
 NC - Moore 21 field goal (0:00, 2nd)
 NC - Boyd 44 pass from Renner (Moore kick) (4:22, 3rd)
 MU - Franklin 2 run (Barrow kick) (1:56, 3rd)
 MU - Barrow 26 field goal (6:22, 4th)
 NC - Highsmith 17 pass from Renner (Moore kick) (4:08, 4th)

	MU	NC
First Downs	27	20
Rushes-Yards	46-337	19-36
Passing Yards	176	317
Comp-Att-Int	17-26-1	27-42-1
Plays-Total Yards (Avg)	72-513 (7.1)	61-353 (5.8)
Punts (Avg)	2-39.0	4-48.8
Fumbles-Lost	0-0	1-1
Penalties-Yards	6-49	2-20
Time of Possession	34:20	25:40

Individual Rushing Leaders

Missouri - Franklin 18-142, Lawrence 16-108, Moore 10-59
 Carolina - Bernard 13-31, Renner 4-11

Individual Passing Leaders (Comp-Att-Yds-TD-Int)

Missouri - Franklin 15-23-132-1-1
 Carolina - Renner 27-42-317-3-1

Individual Receiving Leaders

Missouri - Washington 3-47, Egnew 3-39, Lawrence 3-13, Kemp 2-48, Jackson 2-15
 Carolina - Highsmith 8-77, Jones 6-77, Bernard 6-36, Body 3-95

2013 Belk Bowl
Charlotte, N.C.
Carolina 39, Cincinnati 17
December 28, 2013



Freshman Ryan Switzer capped a memorable season by returning a punt 86 yards for a touchdown to help North Carolina beat Cincinnati 39-17 for its first Belk Bowl title in four tries. It was Switzer's fifth punt return of the season for a TD, tying an NCAA record.

T.J. Logan returned a kickoff 78 yards for a touchdown, Marquise Williams threw for 171 yards and a score and Romar Morris had two short TD runs as the Tar Heels (7-6) won a bowl game for the first time since 2010.

The victory also capped a huge turnaround for the Tar Heels, who started the season 1-5.

Cincinnati (9-4) was looking to become the bowl's first back-to-back champion since Virginia did it 10 years ago, but Brendon Kay - the MVP last year - was limited to 181 yards passing and no touchdowns.

The Tar Heels brought relentless pressure and had five sacks, including one for a safety.

North Carolina came in having lost its previous three in-state Belk Bowl appearances, but bolted to a 23-3 halftime lead behind a pair of long touchdown drives led by Williams and Logan's nifty kickoff return.

After Morris scored on a 2-yard run to make it 7-0, Brandon Ellerbe and Kareem Martin sacked Kay in the end zone for a safety - the first of three sacks in the opening half. On the ensuing kickoff, Logan put the Tar Heels in control by fielding the ball near the left sideline and cutting back up the middle of the field for the score.

Williams made it 23-3 in the second quarter, hitting Tabb on a quick slant for a 3-yard touchdown strike.

2014 BELK BOWL STATS

Cincinnati	0	3	7	7	-	17
Carolina	16	7	13	3	-	39

NC - Morris 2 yd run (Moore kick) (5:40, 1st)
 NC - TEAM safety (2:25, 1st)
 NC - Logan 78 yd kickoff return (Moore kick) (2:12, 1st)
 CIN - Miliano 34 yd field goal (14:17, 2nd)
 NC - Tabb 3 yd pass from Williams (Kick failed) (10:16, 2nd)
 NC - Switzer 86 yd punt return (10:41, 3rd)
 CIN - Abernathy 15 yd run (Miliano kick) (8:08, 3rd)
 NC - Morris 1 yd run (Moore kick) (3:32, 3rd)
 CIN - Washington 10 yd run (Miliano kick) (14:26, 4th)
 NC - Moore 40 yd field goal (2:52, 4th)

	CIN	UNC
First Downs	20	23
Rushes-Yards	36-168	46-174
Passing Yards	181	171
Comp-Att-Int	16-36-1	19-33-0
Plays-Total Yards (Avg)	72-349 (4.8)	79-345 (4.4)
Punts (Avg)	5 (36.4)	4 (44.2)
Fumbles-Lost	1-1	1-1
Penalties-Yards	3-35	4-25
Time of Possession	26:36	33:24

Individual Rushing Leaders (Att-Yds-TD)

Cincinnati - Abernathy 13-67-1, Washington 4-67-1, Williams 10-46-0, Green 1-3-0, Kay 8-(15)-0
 Carolina - Logan 15-77-0, Williams 9-46-0, Francis 10-28-0, Morris 10-16-2, Switzer 1-8-0, Davis 1-(1)-0

Individual Passing Leaders (Comp-Att-Yds-TD-Int)

Cincinnati - Kay 15-35-181-0-1, Washington 1-1-0-0-0
 Carolina - Williams 19-33-171-1-0

Individual Receiving Leaders (Rec-Yards)

Cincinnati - McClung 4-31, Washington 3-36, Abernathy 3-23, Moore 2-46, McKay 1-23, Morrison 1-11, Annen 1-6, Williams 1-5
 Carolina - Ebron 7-78, Tapley 4-22, Switzer 3-22, Thorpe 2-36, Davis 1-6, Logan 1-4, Tabb 1-3

2014 Quick Lane Bowl
Detroit, Mich.
Rutgers 41, Carolina 20
December 26, 2014



Josh Hicks ran for 202 yards and a touchdown and Rutgers beat North Carolina 40-21 in the inaugural Quick Lane Bowl at Ford Field.

Owned and operated by the NFL's Detroit Lions, the bowl replaced the Little Caesar's Pizza Bowl, which had been played in Detroit under various names since 1997.

Rutgers led 40-7 before the Tar Heels (6-7) scored twice in the final seven minutes. North Carolina also had two second-half touchdown passes taken away because of interference penalties.

Marquise Williams was never able to get going, although he did throw for one score and run for another.

The Scarlet Knights lost the coin toss, but got the ball when North Carolina deferred. They only needed 2:17 to take the lead, with Gary Nova hitting a wide-open Andre Patton for a 34-yard touchdown strike.

Carolina got into Rutgers' territory its first two drives, but turned the ball over on the first and punted on the second. The Tar Heels blocked a punt to take over at the 30, but the drive stalled at the 5 and a fake field goal was buried for a 4-yard loss.

The Scarlet Knights answered with a 91-yard drive that ended with Hicks' 21-yard run that made it 14-0 early in the second. Rutgers then turned another Tar Heels fumble into a quick touchdown — Martin's 8-yard run — but missed the extra point, leaving it 20-0.

The Tar Heels missed a field goal, then shanked a punt 20 yards, allowing Rutgers to kick a 19-yard field goal that made it 23-0 at halftime.

2014 QUICK LANE BOWL STATS

Rutgers	7	16	7	10	- 40
Carolina	0	0	7	14	- 21

RU - Patton 34 yd pass from Nova (Federico kick) (12:43, 1st)
 RU - Hicks 21 yd run (Federico kick) (13:37, 2nd)
 RU - Martin 8 yd run (Federico kick failed) (9:08, 2nd)
 RU - Federico 19 yd field goal (0:11, 2nd)
 NC - Williams 1 yd run (Moore kick) (10:39, 3rd)
 RU - Turzilli 34 yd pass from Nova (Federico kick) (14:11, 4th)
 RU - Federico 31 yd field goal (10:04, 4th)
 NC - Tabb 7 yd pass from Williams (Moore kick) (6:45, 4th)
 NC - Singleton 1 yd pass from Trubisky (Moore kick) (4:59, 4th)

RU NC

First Downs	23	27
Rushes-Yards	42-340	40-219
Passing Yards	184	263
Comp-Att-Int	9-20-0	32-46-0
Plays-Total Yards (Avg)	62-524 (8.5)	86-482 (5.6)
Punts (Avg)	4-36.8	5-31.2
Fumbles-Lost	0-0	2-2
Penalties-Yards	3-25	6-70
Time of Possession	29:22	30:38

Individual Rushing Leaders (Att-Yds-TD)

RU - Hicks 19-202-1, Martin 19-100-2, Nova 2-30

Carolina - Logan 14-110, Williams 15-51-1

Individual Passing Leaders (Comp-Att-INT)

RU - Nova 9-20-0; 184 yards, 2 TD

Carolina - Williams 25-37-0; 198 yards, 1 TD; Trubisky 7-9-0; 65 yards, 1 TD

Individual Receiving Leaders

RU - Patton 3-67, Carroo 2-43, Turzilli 1-34

Carolina - Switzer 6-54, Tabb 5-51, Howard 5-32, Davis 3-30, Morris 3-21, Singleton 3-21, Logan 3-7

2015 Russell Athletic Bowl
Orlando, Fla.
Baylor 49, Carolina 38
December 29, 2015



Johnny Jefferson rushed for three touchdowns and a record 299 yards, and No. 18 Baylor ran past No. 10 North Carolina 49-38 in the Russell Athletic Bowl.

North Carolina (11-3) tried to match Baylor's scoring output but had a key fumble in the third quarter that stifled its comeback efforts.

Marquise Williams passed for 243 yards and three scores, and rushed for two more. Elijah Hood added 118 yards rushing.

Though sophomore Chris Johnson started the day at quarterback, five different players — Johnson, his backup Lynx Hawthorne, and running backs Jefferson, Chafin, and Terence Williams — all took snaps from center for the Bears within the first two series. They continued to use the quintet in multiple Wildcat formations throughout the game.

North Carolina kept pace as best it could and scored on its opening possession of the second half to cut what had been an 18-point first-half deficit to 28-24.

Baylor needed just eight plays to go back up 35-24 following 3-yard touchdown run by Williams.

The Tar Heels started their next drive with a 67-yard run by Hood to get back into the red zone.

But two plays later T.J. Logan fumbled at the goal line after being hit by Aiavion Edwards and it was scooped up by Baylor's Orion Stewart for a touchdown.

The Bears took advantage, and on their first play after the changeover scored on an 80-yard scamper by Jefferson that put them in front 42-24.

2015 RUSSELL ATHLETIC BOWL STATS

Carolina	7	10	14	7	- 38
Baylor	14	14	14	7	- 49

NC - Fritts 9 yd pass from Williams (Weiler kick) (8:37, 1st)
 BU - Lynx Hawthorne 6 yd run (Callahan kick) (4:25, 1st)
 BU - Devin Chafin 2 yd run (Callahan kick) (0:15, 1st)
 NC - Nick Weiler 32 yd FG (12:28, 2nd)
 BU - Johnny Jefferson 11 yd run (Callahan kick) (9:35, 2nd)
 BU - Johnny Jefferson 27 yd run (Callahan kick) (2:16, 2nd)
 NC - Marquise Williams 4 yd run (Weiler kick) (00:35, 2nd)
 NC - Marquise Williams 1 yd run (Weiler kick) (11:45, 3rd)
 BU - Terrence Williams 3 yd run (Callahan kick) (3:07, 3rd)
 BU - Johnny Jefferson 80 yd run (Callahan kick) (2:04, 3rd)
 NC - Howard 27 yd pass from Williams (Weiler kick) (00:47, 3rd)
 BU - Terrence Williams 1 yd run (Callahan kick) (10:24, 4th)
 NC - Singleton 7 yd pass from Williams (Weiler kick) (2:20, 4th)

NC CU

First Downs	38	49
Rushes-Yards	36-244	84-645
Passing Yards	243	111
Comp-Att-Int	22-36-1	10-18-1
Plays-Total Yards (Avg)	72-487 (6.8)	102-756 (7.4)
Punts (Avg)	3 (41.0)	0
Fumbles-Lost	2-1	1-0
Penalties-Yards	5-34	11-117
Time of Possession	22:54	37:06

Individual Rushing Leaders (Att-Yds-TD)

Carolina - Hood 13-118-0, Williams 17-81-2

Baylor - Jefferson 23-299-3, Chafin 27-161-1, Williams 16-97-2, Hawthorne 7-63-1

Individual Passing Leaders (Comp-Att-INT)

Carolina - Williams 22-36-1; 243 yards, 3 TDs

Baylor - Johnson 7-12-1; 82 yards, 0 TDs

Individual Receiving Leaders

Carolina - Davis 6-60, Howard 3-42, Switzer 3-29, Hollins 2-24, Fritts 2-19, Singleton 2-19, Hood 2-7, Washington 1-23, Morris 1-11

Baylor - Cannon 4-40, Lee 2-32, Williams 2-7, Zamora 1-24

CAROLINA'S BOWL GAME RESULTS

1947 Sugar	Georgia 20, Carolina 10
1949 Sugar	Oklahoma 14, Carolina 6
1950 Cotton	Rice 27, Carolina 13
1963 Gator	Carolina 35, Air Force 0
1970 Peach	Arizona State 48, Carolina 26
1971 Gator	Georgia 7, Carolina 3
1972 Sun	Carolina 32, Texas Tech 28
1974 Sun	Mississippi State 26, Carolina 24
1976 Peach	Kentucky 21, Carolina 0
1977 Liberty	Nebraska 21, Carolina 17
1979 Gator	Carolina 17, Michigan 15
1980 Bluebonnet	Carolina 16, Texas 7
1981 Gator	Carolina 31, Arkansas 27
1982 Sun	Carolina 26, Texas 10
1983 Peach	Florida State 28, Carolina 3
1986 Aloha	Arizona 30, Carolina 21
1993 Peach	Carolina 21, Mississippi State 17
1993 Gator	Alabama 24, Carolina 10
1994 Sun	Texas 35, Carolina 31
1995 Carquest	Carolina 20, Arkansas 10
1997 Gator	Carolina 20, West Virginia 13
1998 Gator	Carolina 42, Virginia Tech 3
1998 Las Vegas	Carolina 20, San Diego State 13
2001 Peach	Carolina 16, Auburn 10
2004 Continental Tire	Boston College 37, Carolina 24
2008 Meineke Car Care	West Virginia 31, Carolina 30
2009 Meineke Car Care	Pittsburgh 19, Carolina 17
2010 Music City	Carolina 30, Tennessee 24 (2OT)
2011 Independence	Missouri 41, Carolina 24
2013 Belk	Carolina 39, Cincinnati 17
2014 Quick Lane	Rutgers 40, Carolina 21
2015 Russell Athletic	Baylor 49, Carolina 38
32 Bowls:	14 wins, 18 losses

CAROLINA BOWL GAME RECORDS

TEAM

Most Points: 42 vs. Virginia Tech (1998 Gator)

Fewest Points: 0 vs. Kentucky (1976 Peach)

Most Yards Rushing: 283 vs. Arkansas (1981 Gator)

Most Yards Passing: 318 vs. Virginia Tech (1998 Gator)

Most Total Yards: 487 vs. Baylor (2015 Russell Athletic)

Most Points Allowed: 49 by Baylor (2015 Russell Athletic)

Fewest Points Allowed: 0 by Air Force (1963 Gator)

Most Rushing Yards Allowed: 645 by Baylor (2015 Russell Athletic)

Most Passing Yards Allowed: 328 by Michigan (1979 Gator)

Most Total Yards Allowed: 756 by Baylor (2015 Russell Athletic)

INDIVIDUAL

Rushing Attempts: 36 by Don McCauley vs. Arizona State (1970 Peach)

Rushing Yards: 195 by Leon Johnson vs. Arkansas (1995 Carquest)

Rushing Touchdowns: 3 by Don McCauley vs. Arizona State (1970 Peach)

Longest Touchdown Run: 59 yards by Amos Lawrence vs. Texas (1980 Bluebonnet)

Pass Attempts: 41 by Darian Durant vs. Boston College (2004 Continental Tire)

Pass Completions: 25 by Marquise Williams vs. Rutgers (2014 Quick Lane)

Passing Yardage: 317 by Bryn Renner vs. Missouri (2011 Independence)

Passing Touchdowns: 3 by Chris Keldorf vs. Virginia Tech (1998 Gator); by Darian Durant vs. Boston College (2004 Continental Tire); by Bryn Renner vs. Missouri (2011 Independence); by Marquise Williams vs. Baylor (2015 Russell Athletic)

Receptions: 9 by Corey Holliday vs. Alabama (1993 Gator); by Octavus Barnes vs. Texas (1994 Sun); by Ryan Taylor vs. Tennessee (2010 Music City)

Receiving Yardage: *217 by Hakeem Nicks vs. West Virginia (2008 Meineke); 165 by Octavus Barnes vs. Texas (1994 Sun)

Receiving Touchdowns: *3 by Hakeem Nicks vs. West Virginia (2008 Meineke); 2 by Ted Leverenz vs. Texas Tech (1972 Sun), 2 by Octavus Barnes vs. Virginia Tech (1998 Gator)

Longest Touchdown Reception: 87 yards by L.C. Stevens from Mike Thomas vs. Arkansas (1995 Carquest)

Longest Field Goal: 53 yards by Rob Rogers vs. Texas (1982 Sun)

*participation later vacated due to NCAA penalty

ACC

ALL-TIME LETTERMEN

The following list includes all of North Carolina's football lettermen. This listing includes name, last year lettered and numbers of letters won. Student trainers, managers and video assistants are noted by a T, M or V. Captains are denoted by a C.

A • A • A • A			
Abell, Tom	1944	1	
Abernethy Jr., Leroy	1939	2	
Abernethy, Lonnie Lee	1913	C 4	
Abernethy, Oscar Marvin	1919	1	
Abernethy, Richard	1913	2	
Abernethy, Roy	1905	1	
Adam, Bob	1938	3	
Adams, Joshua	2010	1	
Addis, Kevin	1995	4	
Addison, Jim	1965	3	
Adkins, Fenton	1929	2	
Adler, Tom	1953	3	
Aiken, Sam	2002	C 4	
Aland, Jack	1943	1	
Albright, Charles	1903	2	
Albright, Eric	2014	2	
Albright, Ethan	1993	4	
Alderman, Jim	1963	3	
Alexander, Chuck	1966	2	
Alexander, Ellis	1974	3	
Alexander, Thomas Willis	1932	1	
Alexander, Will	1954	2	
Allen, Aaron	1995	T 1	
Allen, Bosley	2001	3	
Allen, Chris	1998	V 1	
Allen, R. T.	1915	3	
Allmon, Anita	1994	T 3	
Allnutt, Chris	1996	1	
Allred, Russ	1981	1	
Alphin, Jess	1992	V 1	
Alvis, Steve	1970	2	
Amos, Jerry	1959	1	
Anderson, Anthony	1992	2	
Anderson, Ravon	1998	1	
Anderson, John	1971	3	
Andrews, Deke	1975	C 4	
Andrews, Jim	1977	2	
Ange, Dwight	1976	1	
Angelo, Lou	1972	3	
Anthony, Kelvin	2013	M 4	
Anthony, Kevin	1985	3	
Anthony, Tyrone	1983	3	
Appel, Nick	2013	2	
Apple, Josh	2001	M 2	
Applewhite, Blake	1912	3	
Arbes, Sam	1943	1	
Arfman, Harold	1943	1	
Argo, Mike	1979	2	
Armstrong, Mike	1993	1	
Arnall, Kip	1974	3	
Arnold, Bill (posthumously)	1971	1	
Arnold, James (Cooter)	2008	4	
Artis, Allen	2014	1	
Ashe, Samuel Acourt	1891	2	
Ashford, Darrin	1996	3	
Atherton, John	1965	3	
Atkinson, Mark	1991	1	
Augustine, Joe	1949	1	
Austin, Marvin	2009	3	
Austin, Chuck	1976	3	
Austin, Joe	1942	C 3	
Austin, Rufus Eugene	1891	1	
Austin, Willy	1983	2	
Avery, Pete	1937	3	
Axselle, Billy	1964	1	
Aycock, Ben	1977	M 3	
Ayscue, David	1975	T 1	
B • B • B • B			
Babb, Russell	1995	4	
Bagby, Rick	1994	V 3	
Baggett, Lee	1963	1	
Bagwell, Raleigh	1896	1	
Bahnsen, Agnew	1905	M 1	
Bailey, Carlton	1987	C 4	



Bailey, Josh	2005	M 4		Beatty, Wayne	2014	V 1	Blount, Bill	1922	3
Bailey, Kory	2001	4		Beaver, Jeff	1967	3	Blount, Eric	1991	4
Bailey, Walter	1986	C 4		Beaver, Ralph	1952	1	Blount, John	1889	1
Baird, James Andrew	1895	2		Beck, Lenny	1961	2	Blount, Sam	1889	1
Bajwa, Moazzum	2005	M 1		Behrens, Charles	1951	M 1	Blue, A.J.	2013	C 3
Baker, Bill	1951	1		Belden, Arthur	1897	C 2	Bly, Dre'	1998	3
Baker, Charlie	1941	1		Belden, Louis	1909	2	Boaz, Jay	1994	3
Baker, Don	1940	2		Belk, Willie	1910	2	Bobbitt, Mike	1970	2
Baker, Matt	2005	C 4		Bell, Mac	1933	1	Bobbitt, Mike	1940	2
Baldwin, Skeet	1988	3		Bell, Steven	2005	4	Bodine, Russell	2013	3
Ballard, Marshall	1963	M 3		Bellamy, Hargrove	1916	1	Boggs, Chuck	1965	1
Balmer, Kentwan	2007	C 4		Bellamy, Robert	1899	1	Boggs, David	1984	2
Bandur, Brock	2009	M 1		Belle, Sharon	1994	T 1	Boggs, Joe	1986	1
Banks, Doug	1976	1		Bender, Chris	2001	1	Boldin, J. R.	1992	4
Banks, Jermicus	2003	2		Benefield, Michael	1989	3	Bollinger, Brian	1991	4
Barbour, Andre	2006	1		Bennett, Frank	1900	5	Bolognesi, Mike	1992	1
Barclay, George	1934	C 3		Benton, Red	1941	2	Bomar, David	2000	4
Barden, Graham	1919	2		Berger, Charles	1951	M 1	Bomar, Gayle	1968	C 3
Barden, Hank	1965	C 3		Bernhardt, Thomas	2015	1	Bomar, J.P.	1999	1
Barden, Ricky	1979	4		Berkeley, G. R.	1903	3	Bond, Jeff	1988	M 3
Barham, Ed	2010	4		Bernard, Giovanni	2012	C 2	Bond, Travis	2012	4
Barker, Roy	1991	4		Bernot, Al	1947	2	Bonilla, Ayden	2015	1
Barksdale, Dave	1941	2		Berry, Aaron	1998	1	Bonner, Merle (Rabbit)	1925	3
Barlow, Danny	1981	4		Bershak, Andy	1937	C 3	Boon, David	1988	1
Barnard, Alfred	1893	C 4		Bestwick, Dick	1951	3	Borders, Chesley	2002	3
Barnes, Marion	1966	1		Bethea, Byran	2007	4	Borland, Richard	1897	1
Barnes, Octavius	1997	4		Bethea, Earle	1973	3	Borries, Ken	1968	1
Barnett, Troy	1993	3		Betterson, James	1975	C 3	Boshamer, Cary	1915	2
Barnhardt, Tommy	1985	3		Bevers, Burl	1945	1	Boston, Tre	2013	4
Barrett, David	1974	3		Bialy, Tim	1975	1	Boulware, Perez	1996	1
Barrett, Elmer Gordon	1933	1		Biddle, Tom	1977	3	Bounds, Sam	1969	C 2
Barron, Dennis	1986	3		Biggs, James	1892	2	Boushall, Tom	1914	M 1
Barry, James	1904	1		Bigness, Devin	1998	M 1	Boutselis, George	1962	1
Bart, Mikey	2015	2		Bilich, John	1956	3	Bovender, Gray	1995	1
Barth, Casey	2012	C 4		Billups, Terry	1997	4	Bowers, Al	1994	M 1
Barth, Connor	2007	C 4		Bilpuch, Ed	1950	2	Bowers, Randolph	1986	1
Bartlett, Chris	1992	T 1		Bingham, Bob	1889	C 1	Bowman, Adarius	2004	2
Barton, Harris	1986	4		Bishop, Bryon	2008	2	Bowman, Frank	1963	1
Bartos, Hank	1937	3		Black, Antwon	2000	4	Bowman, Mike	1988	2
Barwick, Brooks	1983	3		Black, Gary	1964	3	Boyd, Bill	1990	1
Barwick, Gene	1935	2		Black, Greg	1994	3	Boyd, Jheranie	2012	4
Baskerville, Charles	1894	C 3		Black, Walter	1983	3	Boyd, Sean	1995	4
Baskerville, Cliff	1992	4		Blackwood, C. G.	1930	2	Bozich, Joey	2007	2
Batten, Turner	2011	M 3		Blados, Brian	1983	C 4	Bradley, Chip	1968	3
Battistello, Greg	1966	2		Blanchard, Tony	1970	3	Bradley, John	1994	4
Battle, Wendelle	1983	2		Blank, Landy	1967	2	Bradley, Tommy	1972	1
Bauer, Fred	1944	1		Blanton, William	1923	1	Bradshaw, Joel	1973	3
Baucom, Ryan	2007	1		Blaylock, Jeff	1983	3	Brafford, Bill	1971	3
Bauman, Roc	1975	C 2		Blazer, Phil	1958	C 3	Bragaw, Steve	1889	C 1
Baxter, Mike	1997	4		Blizzard, Alden	2004	1	Braine, Dave	1964	3
Beamon, Jason	2000	3		Blizzard, Bobby	2003	2	Bramble, Eddison	1984	3
Bear, Charles Edgar	1904	1		Block, Norman	1926	1	Branch, Johnny	1931	3

Devin Jr., Bill	1925	3
Deweese, James Charles	1952	1
DeWitt, Bruce	1996	1
Dibble, Ian	2015	1
DiCarlo, Mark	1973	2
Dill, Green Redmond	1926	3
Dillard, Robert	1956	M 1
Dinkin, Andy	1991	3
Dinkins, Robert	2015	1
Ditt, Art	1937	2
Dixon, Alex	2013	1
Dixon, Bryan	2006	1
Dixon, Zack	2007	M 4
Dodderer, Bill	1925	1
Dodson, Bill	1968	2
Donahoe, Harper	1972	1
Donald, Derrick	1987	4
Donnahoe, Earle	1928	2
Donnalley, Kevin	1990	C 3
Donnalley, Rick	1980	C 4
Donnelly, John	1903	4
Dorn, Torin	1989	4
Dortch, Gaston	1912	1
Dortch, Gavin	1929	1
Dortch, Hugh	1919	1
Doty, Frank	1939	1
Dow, Marcus	1998	2
Dowdy, Ronnie	1977	3
Downs, Rick	1978	2
Drake, Derek	2004	M 4
Draughn, Shaun	2010	4
Drayton, Maurice	1992	2
Drechsler, David	1982	C 4
Drennon, Dajaun	2015	2
Drew, George	1913	M 1
Droze, Danny	1958	1
Dudeck, Joe	1951	C 3
Duffy, Mike	1976	3
Dumas, Jacques	2004	4
Duncan, Bob	1979	3
Duncan, Lyn	1967	2
Dunham, Wally	1936	1
Dunkle, Harry	1941	C 3
Dunlap, Lucius Victor	1908	3
Dunn, Billy	1978	2
Dunn, Mark	1997	1
Dunn, John	2003	1
Dunn, Rodney	1998	1
Dunn, William	1902	M 1
Durant, Darian	2004	C 4
Dusch, Bill	1974	M 1
Dyer, Deon	1999	C 4
Dyer, Lowell	2009	3

E • E • E • E

Eakin, Lowell	1977	1
Eanes, Carl	1960	1
Earley, Wayne	1982	T 2
Early, Steve	1973	3
Eason, Jim	1964	3
Ebron, Eric	2013	3
Eby, Clyde	1926	1
Eckman, Chuck	1969	1
Eddie, Clay	1994	1
Edge, Junior	1963	3
Edge, Trey	1989	1
Edwards, Barrington	2006	2
Edwards, Bill	1965	3
Edwards, Larry	2006	4
Ehringhaus, John	1934	M 1
Ekuban, Ebenezer	1998	C 4
Elam, Johnny	1977	3
Elger, Allan Julius	1944	1
Elkins, Rod	1982	3
Elkins, Ted	1974	3
Elleby, Greg	2010	4
Ellenwood, Charles	1951	1
Ellington, Bill	1956	1
Elliot, Bob	1943	1
Elliot, John	1941	3
Elliott, Bob	1961	C 3
Elliott, Madison Lee	1899	1
Ellis, Bill	1944	M 1
Ellis, Greg	1997	C 4
Ellis, Kareem	1999	2

Ellis, Thad	1944	1
Ellis, Sam	2010	1
Ellison, Charlie	1945	1
Ellison, George	1963	1
Ellison, Joe	1998	3
Ellison, Red	1926	1
Elzy, Anthony	2010	4
Embrey, Tom	1974	3
Emmert, Holly	2014	V 1
Endicott, Thomas	1902	1
Engel, Ralph	1903	2
Ingram, Dirk	2006	1
Ephland, Charlie	1965	1
Epstein, Joseph	1924	2
Erickson, Bill	1943	1
Erickson, Chuck	1930	3
Erimias, Dave	1966	2
Ervin, Carl Edgar	1914	2
Esher, John	1965	1
Eskew, Bud	1929	2
Esposito, Vic	1963	3
Estes, Andy	1991	M 4
Eubanks, Jammie	1982	M 1
Eudy, Clint	1964	3
Eure, Thad	1953	2
Euwell, Linwan	2010	1
Evans, Joey	2001	4
Evens, Tom	1935	3
Ewing, Michael	2014	V 2

F • F • F • F

Fabricant, Daniel	1996	1
Faircloth, Bill	1941	3
Faison, James	2002	3
Faithful, Ron	1987	M 5
Falise, Scott	1993	3
Fantroy, LeCount	2010	1
Farlow, Newton	1902	1
Farmer, Doug	1956	1
Farmer, Ethan	2014	C 2
Farrell, Henry	1924	1
Farris, Phil	1979	3
Farris, Ray	1929	C 3
Farris Jr., Ray	1961	3
Faulkerson, Mike	1992	4
Faulkner, Jay	1979	3
Faulkner, Nolan	1926	1
Feagles, C.J.	2010	1
Fearington, Fred	1889	1
Fedd, Terrence	1988	1
Federal, Bill	1966	1
Feggins, Howard	1987	4
Feimster, Walter	1919	M 1
Felton, Randall	1992	4
Fenner, Derrick	1986	2
Fenner, Julian	1929	2
Ferebee, Emmett (Smoky)	1931	1
Ferguson, Blake	2000	1
Ferguson, Herbert	1891	2
Fernandez, Joe	1993	T 4
Ferranto, John	2015	3
Ferree, Bryan	1981	1
Ferrell, Billy	1927	3
Fields, Daunte'	2004	1
Finger, Daunte'	2000	4
Finn, Mike	1977	3
Fisher, Lloyd	1966	2
Fisher, Steve	1998	3
Fisher, William	1903	1
Fitch, Jack	1947	3
Fitzpatrick, Sean	2011	1
Fitzsimmons, Ed	1916	1
Flagg, Wesley	2007	2
Flamish, Bill	1948	3
Flournoy, John	1962	3
Foard, Edison	1928	3
Folckomer, Sonny	1960	3
Folger, Bill	1916	1
Ford, Chris	2012	M 2
Ford, Sonja	1991	T 1
Fordham, Chris	1924	3
Fordham, J. B.	1925	2
Fortson, Steve	1982	2
Fortune, Jim	1966	1
Foster, Brooks	2008	4

Foster, Jack	1944	1
Foti, George	1954	3
Foust, Frank	1903	C 4
Foust, Henry	1914	2
Fowle, Haywood	1948	3
Fowler, Butch	1960	M 1
Francis, Khris	2015	3
Frankel, Julian	1933	2
Franklin, Arnold	1985	4
Franklin, Bill	1987	1
Fratangelo, Joe	1965	2
Fredere, Francis	1953	2
Frederick, Larry	1959	1
Freeman, Jason	1997	M 3
Freeman, Travis	1980	2
Freeze, Joel	1986	1
Frerotte, John	1974	3
Fritts, Brandon	2015	1
Fry, Connor	2013	2
Fry, Hannon	1977	1
Frye, Will	1955	C 4
Fulbright, William	1994	M 2
Fuller, Walter	1914	2
Fuller, William	1983	C 3
Funk, Craig	1976	C 3
Furr, Hunter	2010	2
Furches, Stephen	1927	2
Furjanic, Ed	1957	1
Fysal, Ellis	1931	3

G • G • G • G

Gaca, Giles	1957	3
Gaddy, Clarence	2003	3
Gaines, Mark	1974	1
Gaither, James	1891	3
Gallagher, Ben	1960	2
Gallagher, Frank	1964	3
Gallagher, Jim	1964	1
Gant, Allen	1919	1
Gantt, Bob	1951	C 3
Gardner, O. Max	1905	1
Gardner, Ralph	1934	2
Garner, Hayes	1993	M 3
Garnica, Jeff	1988	4
Garrett, Cecil (Icky)	1910	C 4
Garrett, Richard	1970	2
Gash, Eric	1991	4
Gaskins, Carl	2011	2
Gay, Archibald	1914	1
Gay, Bobby	1977	4
Gay, P. J.	1979	3
Gaylord, John	1952	2
Getter, Mike	1997	4
Gethers, Jerness	1996	3
Gibbs, Norfleet	1892	2
Gibbs, Wood	1997	M 1
Gibson, James	2003	2
Gibson, Russell	1991	2
Gilbreath, John (Red)	1931	3
Gilliam, Bill	1944	1
Gillon, Baxter	1921	1
Gilmore, Michael	2002	1
Gimbol, Mike	1999	3
Giarmis, Lee	1986	2
Gnonkonde, Junior	2015	3
Goad, Tim	1987	4
Goddard, Trimane	2008	C 4
Godwin, Hiram	1985	1
Godwin, Jim	1944	1
Godwin, Tyrell	1998	1
Goff, Daley	1958	3
Golding, Ed	1945	2
Goldstein, Al	1959	3
Gonet, Connor	2014	1
Goode, Stephon	1995	T 4
Goodwin, Luke	2009	M 3
Gore, Robert	1984	1
Gorman, Tom	1945	1
Gorry, Allan	1988	4
Goss, Antonio	1988	4
Graham, Alexander	1938	M 1
Graham, David	1985	1
Graham, George	1894	C 5
Graham, Page	1942	1
Grainger, Vic	1973	M 1

Grant, Darryl	2002	1
Graves, Ernest	1900	4
Graves, Louis	1902	3
Gravitt, Connie Mack	1954	4
Gray, Bowman	1929	M 1
Gray, Cecil	1989	4
Gray, Charlston	2006	3
Gray, James	1940	M 1
Gray, James A.	1908	M 1
Gray, Robert	1928	1
Green, Dominique	2015	3
Green, Kurt	1989	2
Green, Lionell	2004	2
Green, Thomas	1896	1
Green, Warren	2005	1
Greenday, Mike	1960	3
Greene, Bruce	1962	1
Greene, Carter	2015	M 2
Greene, Duff	1962	3
Greene, Hamp	1988	1
Greenwood, Billy-Dee	2001	C 4
Gregory, Edwin	1898	C 3
Gregory, Miles	1953	2
Gresham, Tommy	1928	3
Grey, Jeff	1979	2
Griffin, Bryan	1999	2
Gribble, Phillip	1995	T 1
Griffin, Butch	1983	4
Griffin, Larry	1985	4
Griffin, Mark	1976	3
Griffith, Robert	1919	1
Griggs, Jimmy	1984	T 4
Grimes, Bill	1919	3
Grimes, George	1943	1
Grissom, Bud	1971	3
Grissom, Richard	1970	1
Grow, B. K.	1946	2
Gruver, Dick	1951	2
Grzybowski, Ron	1970	3
Gugert, Fran (Junnie)	1941	1
Guion, Louis	1894	3
Gulick, James	1901	1
Gupton, Brian	2011	1
Gurtis, Joe	1949	2
Gustafson, Shane	2009	M 4
Guy, Dion	2012	3
Guy, Kyndraus	2007	4
Guy, Thomas	2013	M 4
Gwaltney, Clint	1991	4

H • H • H • H

Hackley, Carl	1979	3
Hackney, Bunn	1926	3
Hall, Jared	2004	1
Hall, Jon	1997	1
Hall, Jonathan	1989	4
Hall, Neville	1992	1
Hall, Wade (Gray)	1991	1
Hambacher, Jim	1970	2
Hamilton, Darrell	1988	4
Hamilton, Fred	1943	1
Hamilton, James	1996	C 4
Hamlett, Jon	2006	4
Hamlin, Geof	1971	3
Hammett, John	1963	3
Hampton, Charlie	1978	1
Hanburger, Chris	1964	C 3
Hanby, Howard	1920	1
Hanes, A. S.	1935	M 1
Hanna, Bob	1969	C 3
Hansen, Roscoe	1950	2
Hanson, Braden	2011	1
Harden, James T. (Pap)	1929	2
Hardison, Bill	1958	2
Hardison, Dee	1977	C 4
Hardy, Jay	1997	V 2
Hardy, Tripp	1986	3
Harmon, John	1965	2
Harper, Lacy	1929	1
Harrell, Beemer	1920	C 3
Harrell, Jimbo	1981	4
Harrelson, Todd	2010	1
Harrill, Nathan	2009	M 2
Harrington, Jim	1965	2
Harris, Andy	1974	1

Harris, Bernardo	1993	4
Harris, Dick	1943	1
Harris, Greg	1999	3
Harris, John Lacy	1968	1
Harris, Michael	2003	2
Harris, Robert	2001	3
Harris, Willie	1983	3
Harrison, Victor	1982	3
Hart, William	1936	M 1
Hartig Jr., Don	1969	C 2
Hartig, Don	1948	4
Hartley, Keith	2003	M 3
Hassard, Clay	1981	1
Hathaway, Curtis	1958	C 3
Hawfield, Clayton	1924	2
Hawkins, Chris	2003	3
Hawkins, Ralph	1960	1
Hawkins, Rip	1960	C 3
Hawks, Billy	1953	1
Hay, Sam	1944	1
Hayden, Sterling	1987	3
Hayes, Billy	1950	4
Hayes, Jeff	1981	4
Haywood, Fabius	1896	1
Haywood, John	1957	2
Hazlewood, Ted	1948	4
Heck, Jon	2015	3
Hedgecock, Madison	2004	4
Hedgpeth, Harry	1910	2
Heffernan, Tommy	2012	1
Hefner, Bill	1974	T 1
Hegarty, John	1961	3
Heist, Stanley	1933	M 2
Helton, Jason	2000	1
Hemby, Jordan	2009	3
Henderson, Derrick	1993	1
Henderson, William	1994	3
Hendrick, Jim	1949	1
Hendrickson, Steve	1984	4
Hendrix, William	1911	M 1
Hennessey, Tony	1962	3
Henry, Hardy	1943	1
Henson, Brad	2015	1
Herring, Scott	1988	1
Hesmer, Skeet	1951	3
Hester, Addison	1901	1
Hewitt, Stuff	1989	2
Heymann, Bob	1942	3
Hibbard, Tommy	2014	4
Hickman, Bryan	2004	M 2
Hicks, Ashley	2000	M 1
Hicks, Keith	1970	3
Higgins, Tom	1952	3
High, Billy	1965	1
High, Evan	2015	M 2
High, Kendall	2002	1
Highsmith, Chan	1948	C 3
Highsmith, Erik	2012	4
Hill, Brandon	2015	M 1
Hill, John	1964	3
Hill, Morgan	2014	M 1
Hill, Watts	1921	M 1
Hilton, Zach	2002	4
Hines, Samuel	1915	1
Hines, William	1939	M 1
Hinkle, North Smith	1941	M 1
Hipps, Travis	2005	M 4
Hitchcock, Jimmy	1994	4
Hite, Billy	1973	3
Hite, Harris	2015	1
Hobgood, Mike	1997	4
Hobgood-Chittick, Nate	1997	2
Hobson, Willie	1963	M 3
Hocker, Shawn	1993	3
Hodge, Sedrick	2000	C 4
Hodges, G. D.	1943	1
Hodges, Harry	1932	3
Hodges, Howard	1941	2
Hodges, Rusty	1963	1
Hodgin, Steve	1971	3
Hoey, Ed	1943	1
Hoffman, Ryan	1997	3
Hoffman, Scott	1998	M 1
Hogan, George	1947	M 1
Hogan, Henry	1924	1



Hoggard, Tony	1990	1	Hughes, Mike	2015	1	Jenkins, Hugh	1926	1
Hogue, Cyrus	1941	M 1	Hughes, Travis	2014	4	Jennings, Olin	1912	1
Hokanson, Jim	1960	1	Hukill, Bob	1978	4	Jernigan, Martin	2004	1
Hoke, Mike	1892	C 3	Hume, Bob	1966	C 3	Jernigan, Trent	1996	M 3
Holcomb, Cole	2015	1	Humes, William	1985	2	Jerome, Jimmy	1974	3
Holdash, Irv	1950	C 3	Hunter, Joshua	2010	1	Jerry, Steven	1993	4
Holland, Cam	2000	C 4	Hunter, Terry	2004	1	Jessup, Larry	2002	1
Holland, Cam	2011	3	Hurley, Riley	1895	1	Jiles, T.J.	2014	3
Holland, Chris	1995	M 1	Hursh, Paul	1952	2	Johnson, Al	1989	1
Holland, Jay	1991	T 4	Hurst, James	2013	4	Johnson, Billy	1957	M 3
Holley, Jesse	2006	4	Hurst, Nelson	2011	2	Johnson, Billy	1980	4
Holliday, Corey	1993	C 4	Huske, William	1914	3	Johnson, Curtis	1994	3
Holliday, Vonnice	1997	C 4	Hussey, Jack	1943	2	Johnson, Darien	1997	1
Hollier, Dwight	1991	C 4	Hutchins, Jim	1936	3	Johnson, Darryl	1985	3
Hollifield, Mike	1968	2	Hutchins, John	1920	1	Johnson, Derrick	2003	4
Hollingsworth, Billy	1972	1	Hyman, Eric	1972	3	Johnson, Earl	1916	1
Hollins, Mack	2015	C 3				Johnson, Earl	1965	1
Holmes, Marion	1939	M 1				Johnson, John	1912	1
Holt, Cedrick	2009	4				Johnson, Leon	1996	C 4
Holt, Don	1929	2	Ickes, Lee	1982	1	Johnson, Mike	1986	2
Holt, Earle	1902	2	Incorminias, Creighton	1988	4	Johnson, Pete	1991	M 5
Holt, Stuart	1995	2	Ingersoll, Mike	2010	4	Johnson, Ronny	1976	C 3
Holts, Kiaro	2014	2	Ingle, Tom	1967	3	Johnson, Sammy	1973	C 2
Homewood, Roy	1915	4	Isaacs, Wade	1946	M 1	Johnson, Sammy	1982	4
Honeycutt, Brian	1996	3	Ish, Curtis	1963	2	Johnson, William (Bull)	1943	1
Hood, Elijah	2015	2				Johnston, Brian	1984	C 4
Hood, Errol	2001	4				Johnston, Red	1922	2
Hoolahan, Paul	1970	3	Jackson, Aaron	1983	3	Johnston, Richard	1891	M 1
Hopkins, Mike	1990	1	Jackson, Bill	1981	3	Johnston, Robert	1889	1
Horton, Ethan	1984	4	Jackson, David	1969	C 2	Jolley, Lewis	1971	3
Horton, Jason	1999	1	Jackson, Don	1935	3	Jolly, Kyle	2009	4
Horvat, Mike	1967	3	Jackson, Joe	2015	2	Jolly, Tavorris	2007	1
Hough, Bryan	1989	4	Jackson, Kameron	2012	1	Jones, Bryan	1999	3
House, Henry	1930	3	Jackson, Mywan	2010	1	Jones, Dwight	2011	3
House, Mark	2011	3	Jackson, Phil	1929	2	Jones, Frank	1915	3
Houston, Henry	1891	1	Jackson, Ronnie	1964	3	Jones, Freddie	1996	C 4
Houston, Ryan	2011	4	Jackson, Rudolph	1924	2	Jones, George Lyle	1903	C 3
Howard, Bug	2015	3	Jackson, Tim	2013	4	Jones, Harry	1903	2
Howard, Nelson	1928	2	Jacobi, David	1921	3	Jones, Jabir	2006	1
Howell, Logan	1889	1	Jacobs, Chris	1988	3	Jones, Jamal	2000	1
Howell, Robert	1908	2	Jacobs, John	1987	1	Jones, James	1983	3
Howell, Vernon	1899	3	Jacobs, Joseph	2013	M 2	Jones, James	1974	1
Huard, Luke	1999	1	Jacobs, Ray	1993	4	Jones, Jeff	1957	3
Hudgins, Daniel	1927	M 1	Jacobs, Vince	2008	1	Jones, Jimmy	1956	3
Hudgins, Daniel	1891	1	Jacocks, William	1904	3	Jones, John	1943	2
Hudson, James	1929	2	James, Barry	1984	3	Jones, John	1891	2
Hueston, Damon	1988	3	James, Larry	1984	4	Jones, Kenneth	2000	1
Huff, Ken	1974	C 3	Jarrell, Baxter	1946	1	Jones, Kitwana	1995	4
Huggins, Sloan	1889	1	Jauch, Jim	1988	4	Jones, Marcus	2015	2
Hughes, Brian	1976	3	Jauch, Joey	1991	3	Jones, Nazair	1992	4
			Jenest, Peyton	2012	3			

Jones, Thaddeus	1899	M 1
Jones, Tommy	1973	1
Jones, Trase	2011	4
Joostema, Jef	1978	1
Jordan, Dixie	1991	4
Jordan, Jaiquan	2014	V 4
Jordan, Randy	1992	3
Jordan, Ray	1942	2
Josephs, Josef Ernest	1926	1
Joyce, Emmett	1935	3
Joyner, Claudius	1896	1
Joyner, Dennis	1983	T 4
Joyner, James	1909	M 1
Junkmann, Steve	1979	3
Jurgensen, Erik	1990	1
Justice, Charlie	1949	C 4
Justice, Doug	2005	4

K • K • K • K

Kahn, Eddie	1934	3
Kalombo, Kubi	1986	1
Kaplan, Ronnie	1965	2
Karres, Andy	1942	1
Karrs, Tim	1968	3
Kedra, Joe	2003	1
Keeney, Kris	1980	2
Keiger, Shannon	1994	T 1
Keldorf, Chris	1997	C 2
Keller, John	1988	4
Keller, Ken	1955	4
Kelly, Alex	2004	M 1
Kelly, Shawn	1990	1
Kelso, Bill	1951	1
Kemper, Don	1958	3
Kenan Jr., William Rand	1894	2
Kennedy, Bob	1948	3
Kernodle, Harden	1921	2
Kernodle, James	1889	1
Kerns, John	1944	1
Kesler, Eddie	1964	3
Key, Chris	1997	1
Kilgore, Kevin	1995	M 3
Kimball, Gates	1940	C 3
Kimel, Don	1950	1
King, Franklin	1891	1
King, Julian	1951	3
Kinlaw, Mark	1985	T 4
Kinney, Bruce	1996	1
Kinney, Sandy	1964	2
Kinsey, John	1944	1
Kirkman, Bill	1954	4
Kirkpatrick, David	1893	2
Kirkpatrick, Tim	1972	3
Kleinhen, Stacie	1990	T 1
Kleinman, Richard	1977	1
Kline, Chuck	1939	3
Klise, Johnny	1971	1
Klochak, Don	1959	3
Klosterman, Larry	1948	2
Kluttz, Warren	1898	2
Knight, Kevin	2002	4
Knott, Bobby	1967	2
Knox, Eddie	1949	3
Knox, George	1961	2
Kocornik, Dick	1953	2
Koehler, Herman	1899	2
Koenig, Bill	1929	2
Koes, Ronnie	1958	3
Koffenberger, Ed	1944	1
Kolojchick, Matt	2011	1
Koman, Bill	1955	3
Koonts, Bob	1948	1
Kordalski, Ed	1959	1
Kortner, Cole	1963	2
Kosinski, Joe	1949	2
Kot, Sophie	2014	V 1
Kraus, Walter	1944	1
Kraynik, Jack	1938	2
Kuhn, Bill	1951	3
Kupec, Chris	1974	C 3
Kupec, Matt	1979	4

L • L • L • L

Lacey, Bob	1963	3
Lackey, Dick	1953	3

Lacy, Gus	1944	1
Lafferty, John	2003	3
Lalanne, Jim	1940	3
Lamar, Jesse	2006	M 1
Lambert, John	1953	2
Lamens, Ed	1974	3
Lamm, Phil	1973	3
Lampman, Tom	1966	2
Lancaster, Stan	1977	3
Lancaster, Steve	1981	1
Lane, Norman	1954	2
Lane, Tom	1944	2
Lanier, Ricky	1970	3
Lassiter, Benjamin	1904	M 1
Lassiter, Hanes	1932	2
Lassiter, James	1927	1
Lassiter, Rolo	1979	1
Lawrence, Amos	1980	4
Lawrence, Des	2015	3
Lawrence, Keith	1986	2
Lawson, Bill	1982	1
Lawson, Robert	1899	1
Lear, Don	1956	3
Leatherman, Delbert	1944	1
LeCompte, Jim	1961	C 3
Lee, Robert (Fuzzy)	1995	3
Lee, Steve	1994	M 4
Lee, Walker	1977	3
Legins, Jomo	1998	4
Lemming, Ben	2006	2
Lemmons, Mike	1972	2
Lenahan, Scott	2008	C 3
Leonard, Doug	1994	3
Lester, William	1908	1
Leverenz, Ted	1973	3
Lewis, Eric	1987	4
Lewis, Graham	2013	M 2
Lewis, Jacque	2004	4
Lewis, Mel	1967	T 1
Lewis, Richard	1934	M 1
Liberati, Ernie	1952	2
Lilly, Joel	1889	1
Lindley, John T.	1948	M 1
Lindley, John V.	1930	M 1
Lindley, Paul	1936	M 1
Lindsey, Bryan	1992	3
Lineberger, Henry	1923	2
Lineberger, Jack	1957	2
Lingerfeldt, Robert	1952	M 1
Link, Gene	1966	2
Linton, Jonathan	1997	C 4
Lipford, Darius	2013	3
Lippincott, Van	1977	1
Lippincott, Bill	1981	1
Lipscomb, Charles	1927	2
Lipscomb, Ned	1930	2
Lipski, Ed	1959	3
Lister, Steve	1966	3
Little, Crowell	1937	C 3
Little, George	1893	3
Little, Greg	2009	3
Little, Lacy	1889	C 2
Littlejohn, Ray	1983	1
Livesay, Darden	1954	1
Lockhart, J. W.	1943	M 1
Locklear, Glen	1992	M 3
Loffin, Sam	1961	1
Logan, T.J.	2015	3
Logue, Dan	1947	1
Lohrer, Mike	1990	1
Long, Albert	1954	2
Long, Giles (Mebs)	1915	1
Long, Jim	1958	M 1
Long, Terry	1986	M 3
Longhany, Jeff	2005	4
Lookabill, Reid	1971	2
Loomis, Bob	1978	4
Lopp, Brad	1986	3
Lotz, Danny	1959	1
Love, Andrew	2014	V 2
Love, James	1916	2
Love, Reggie	1997	4
Loveday, Don	1964	1
Lowe, Art	1944	1
Lowe, David	1984	2

Lowe, Nelson	1958	2
Lowe, Robbins (Runt)	1921	C 3
Lowe, Steve	1988	3
Lowry, Ron	1968	2
Lucas, Darryl	1981	2
Lucas, Donald	1978	2
Lydecker, Dale	1974	3
Lyons, Shawn	1997	1

M • M • M • M

Mabry, Bill	1977	3
Maceyko, Bill	1948	3
Mack, Clint	1993	1
Mack, Ken	1978	3
MacRae, Cameron	1899	1
MacRae, James	1900	3
MacRae, Lawrence	1895	1
Magner, Jim	1930	3
Mainer, Dan	1952	1
Makeley, Metrah	1901	2
Mallory, Jim	1939	2
Malloy, Bryant	2000	2
Malobicky, Jay	1965	3
Malone, Doug	1954	1
Mandeville, Steve	1992	1
Maness, John	1904	1
Mangili, Joey	2015	1
Mangum, Charles	1891	1
Mangum, Pete	2012	C 3
Mangum, Ryan	2014	2
Mann, James	1903	2
Mann, Joseph	1907	C 2
Manning, John	1911	3
Mansfield, Mike	1972	3
Mapp, Durrell	2007	4
Marchetti, Louis	2000	3
Marcinko, Steve	1954	2
Marczyk, Stan	1948	2
Mariani, Landon	2003	1
Maronic, Steve	1938	C 3
Marquette, Ron	1957	2
Marr, Mike	1981	3
Marrs, Alex	2014	1
Marriott, Randy	1988	3
Marsh, Jordan	2012	1
Marsh, Patrick	2006	1
Marsh, Ryan	1994	1
Marshall, Malcolm	1994	4
Marshall, Tank	1942	C 3
Marslender, Ward	1962	C 3
Martin, Eddie	1934	2
Martin, Joseph	1899	1
Martin, Kareem	2013	C 4
Martin, Kennard	1988	1
Martin, Pat	1980	M 3
Martin, Tilden	1967	M 2
Masino, Jim	1967	3
Maskas, John	1943	1
Mason, Eddie	1994	2
Mason, Mike	2005	3
Mason, Morris	HONORARY	1
Massenburg, Darius	2008	2
Massey, Cookie	1992	4
Mastromatteo, Dan	2015	2
Matthews, Pierce	1924	C 3
Mattocks, Judge	1969	1
Maulsby, Jack	1955	4
Maus, Jimmy	1930	3
May, Deems	1991	3
Maye, Mark	1987	C 3
Maynard, Albert	1938	M 1
Mays, Kivusama	1997	4
Mazza, Mark	1968	3
McAdoo, Jared	2010	1
McAdoo, Michael	2009	2
McAllister, Scott	1991	4
McAllister, Ross	2000	3
McArthur, Alan	1965	2
McCachren, Jim	1935	3
McCallister, Frank	1975	1
McCarn, Buck	1936	3
McCaskill, Norman	1932	1
McCauley, Don	1970	C 3
McClure, Bryan	1992	1
McCollum, Bob	1943	1

McCormick, Don	1952	1
McCormick, Mike	1980	1
McCreedy, James	1953	2
McDade, Roy	1930	
McDaniel, George	1927	2
McDaniel, Robert	1943	1
McDaniels, T. K.	1978	3
McDonald, Alan	1933	1
McDonald, Alfred	1915	1
McDonald, Monk	1923	4
McDonald, Richard	1950	2
McEachern, Noel	1987	4
McGee, Alan	1922	2
McGee, Josh	1999	4
McGee, Max	1977	1
McGill, Ronnie	2006	4
McGougan, James	1891	1
McGregor, Maurice	1996	3
McGrew, Steve	1982	3
McIntosh, David	2001	2
McIver, Charles	1936	2
McIver, Evan	1899	2
McIver, Henry	1931	3
McIver, Herman	1925	C 4
McKinley, Bob	1982	1
McLamb, Joe	1962	1
McLane, Fletcher	1948	1
McLawnhorn, Matthew	2013	1
McLean, Bob	1910	2
McMillan, Benton	1961	2
McMullen, Larry	1956	3
McMurry, Jesse	1926	2
McNeill, Barry	1975	T 1
McNeill, Mark	2013	2
McNeill, Tom	1907	2
McNeill, Willie	2004	4
McPherson, Gus	1926	1
McQueen, Stephon	2000	4
Meador, Rich	1998	1
Means, Natrone	1992	3
Mebane, Banks	1912	M 1
Mebane, Robert	1932	M 1
Menapace, Bernie	1978	C 3
Mendelsohn, Joe	1960	M 1
Meredith, Don	1994	2
Merritt, Jack	1924	2
Merritt, Willie	1895	4
Merletti, Matt	2011	C 4
Metts, Adam	2001	3
Michaels, Ed	1941	2
Michaels II, Edward	1933	M 1
Mickens, Denard	1999	M 1
Miggs, Jim	1967	1
Miketa, Andy	1951	2
Miles, Donnie	2015	2
Milgrom, Brent	1966	2
Millen, Alec	1989	1
Millen, Don	1989	3
Miller, Fred	1943	1
Miller, John	1940	1
Miller, John	1979	1
Miller, Kenny	1987	4
Miller, Paul	1971	C 3
Milligan, Richy	1986	3
Mirazo, David	2003	1
Mitchell, Derrele	2005	4
Mitchell, Khalif	2005	2
Mitten, Bob	1948	4
Mock, Kerry	1994	4
Mogridge, Allen	1999	4
Monk, Quincy	2001	C 4
Monroe, Chuck	1981	1
Montgomery, Harry	1935	C 3
Montoro, Marc	1995	3
Moon, Brian	1999	M 1
Moon, Micah	1984	3
Moore, Andrew	2015	1
Moore, Bill	1935	3
Moore, Charles	1912	1
Moore, George	1933	1
Moore, Henry	1949	M 1
Moore, Jock	2007	1
Moore, John	1895	2
Moore, Richard	2001	2
Moore, Thomas	2014	3



ACC

CAROLINA FOOTBALL HISTORY

Moore, Tim	1980	1
Mooring, Issac	2003	4
Morehead, Garrett	1927	C 3
Morford, Isaac	2001	3
Morris, Casey	1923	C 4
Morris, Chris	2006	M 1
Morris, Fred	1922	2
Morris, Romar	2015	4
Morrison, Roger	1984	M 1
Morrison, Tim	1985	3
Morrow, Earl	1906	1
Morrow, James	1906	1
Morton, Mike	1994	4
Moss, Steve	1983	1
Motta, Charlie	1952	1
Mozingo, Evan	2015	M 2
Mueller, Fred	1960	3
Mularkey, Shane	2009	1
Mullens, Dave	1952	1
Mullins, Aleric	2009	3
Murphy, Billy	1974	1
Murphy, Kyle	2015	1
Murphy, Michael	2007	3
Murphy, Walter (Pete)	1893	4
Muschamp, Larry	1956	3
Myers, Billy	1946	3

N • N • N • N

Nance, Joe	1964	M 2
Nantz, Ben	1975	T 1
Naron, Greg	1984	3
Nash, Strud	1930	C 3
Naughton Jr., Jim	1983	1
Naughton, Jim	1963	1
Nead, Dick	1959	1
Nealy, Ronnie	1982	M 2
Neikirk, Joe	1949	2
Nelson, Herbert	1929	1
Neville, Ernest	1896	1
Neville, Jimmy	1954	3
Newcombe, Elliott	1932	3
Newkirk, David	1987	1
Newman, Keith	1998	C 4
Newman, Marshall	1954	3
Newton, Billy	1973	3
Newton, James	1904	3
Newton, Jeff	1953	1
Nichols, Ernest	1983	1
Nicholson, Darrell	1981	4
Nicks, Hakeem	2008	C 3
Nickerson, Glen	1951	3
Nicklin, Samuel	1895	1
Nix, Jordan	2011	2
Nolan, Kevin	1979	1
Norcross, Merl	1945	1
Norfleet, Charles	1923	M 1
Norris, Frank	1915	M 1
Norris, George	1952	C 3
Norton, Michael	2005	1
Norton, Pat	1974	3
Norwood, Eston	1909	2
Nowell, Gwynn	1941	3

O • O • O • O

Oberg, Andrew	1991	3
O'Brien, Bill	1951	3
O'Hare, Frank	1941	2
O'Leary, Thomas	2005	3
Ogburn, Glenn	1964	2
Oglesby, Ike	1972	3
Oglesby, Mark	1982	1
Okakpu, Ebele	2011	2
Oldham, Wade	1901	2
Oliphant, Bob	1945	1
Oliver, Dick	1974	3
Opitz, Steve	1952	1
Orner, Dan	2003	2
Orr, Joseph	1911	1
Osborne, Frank	1900	C 3
Osborne, Tommy	1986	2
Otis, Branden	2015	M 2
Otis, Norkeithus	2014	C 4
Overbeck, Scott	1995	2
Owen, Tom	1943	1

Owens, Kenny	2012	1
Owens, Sheila	1995	T 1

P • P • P • P

Packard, Ricky	1971	3
Paige-Moss, Donte	2011	2
Page, Andy	1994	M 1
Page, Bob	1950	1
Page, Chase	2005	4
Palmer, Ed	1937	3
Palmer, Horace	1938	2
Palmer, Wayne	1943	1
Pannell, Marc	1986	T 1
Papal, Jim	1971	3
Parham, Daryl	1987	4
Parker, Carl	1910	1
Parker, Curtis	1993	3
Parker, Greg	2007	M 3
Parker, John	1905	1
Parker, Larry	1954	4
Parker, Mel	1915	3
Parker, Raymond	1907	1
Parker, Riddick	1994	4
Parker, Willie	2003	4
Parks, William	1956	M 1
Parquet, Chuckie	1998	4
Parrish, Dwight	1981	1
Parry, Jack	1982	3
Parsley, Robert	1930	2
Parsons, Randall	1992	C 4
Paschal, Doug	1979	4
Paschal, Mark	2008	C 4
Paschall, Billy	1975	C 3
Patrick, Neale	1938	M 1
Patterson, Andrew	1891	2
Patterson, Ed	1954	3
Paulos, Ray	1963	1
Payne, Buddy	1957	C 3
Payne, Michael	1993	4
Peace, Jason	1999	3
Peace, Sherrod	1999	2
Peacock, Johnny	1931	1
Pecora, Johnny	1942	3
Peiffer, Carl	1938	1
Pelc, Alan	2010	3
Pell, Stewart	1957	2
Pendergraft, Paul	1935	1
Peppers, Julius	2001	3
Perdue, Bill	1976	3
Perdue, Roland	1955	C 3
Perkins, Anthony	2001	4
Perry, Bucky	1970	3
Perry, Jonathan	1992	C 4
Perry, Merceda	2001	4
Person, Quinton	2007	4
Peterson, Caleb	2015	3
Pharr, Fred	1919	1
Phifer, Ike	1899	2
Phifer, Ralph	1987	4
Phillips, Bud	1966	3
Phillips, James	1891	M 1
Phillips, Justin	2005	3
Phillips, Stuart	1984	3
Phillips, Todd	1994	2
Philpott, Benjamin	1932	2
Phipps, John	1932	2
Pianalto, Zack	2010	4
Pierce, Jeff	1981	3
Pigford, Tony	2003	1
Pignetti, Tripp	1994	3
Pittman, Wiley	1906	1
Platt, Nic	2013	2
Pochucha, Larry	1968	1
Poindexter, C. C.	1923	4
Pollock, Jarwarski	2005	4
Poole, Barney	1943	1
Poole, Greg	1982	4
Poole, James	1924	M 1
Poole, Oliver	1943	1
Poole, Ray	1943	1
Pope, Bobby	1984	2
Port, Chal	1952	3
Porter, Andrew	1910	2
Poveromo, Christian	2015	M 3
Powell, Carol	1943	M 1

Powell, Darius	2007	1
Powell, Delbert	1980	4
Powell, Ken	1949	4
Powell, Skeeter	1966	2
Powell, Tydreke	2011	C 4
Powell, Tyler	2015	2
Pratt, Robert	1973	3
Presson, Samuel	1928	3
Price, Jabari	2013	4
Price, Ken	1969	C 3
Price, Kenny	2006	2
Price, Shaquille	2015	1
Prince, R.J.	2015	2
Pringley, Mike	1998	4
Pritchard, Bill	1947	2
Pritchard, Grady	1922	C 4
Proctor, Edward	1919	1
Proehl, Austin	2015	2
Pugh, James	1894	3
Pugh, Stanley	1983	2
Pukal, Lou	1967	3
Pulley, Paul	1957	2
Pupa, Walt	1947	3
Purcell, Gus	1948	1
Purgason, Roge	1994	2
Purvis, Andre	1996	3

Q • Q • Q • Q

Quick, Craig	1967	M 2
Quick, Willie	1999	1
Quinn, Richard	2008	3
Quinn, Robert	2009	2

R • R • R • R

Rackley, Brian	2006	3
Radman, George	1939	3
Ragazzo, Phil	1977	1
Ragsdale, James	1922	M 1
Raines, Taylor	2014	V 2
Ralph, Kyle	2004	3
Ralston, George	1939	1
Ramsay, Graham	1916	4
Ramsay, Devon	2010	2
Rand, Kenan	HONORARY	1
Randolph, Phillip (Goat)	1923	2
Rankin, Darien	2013	2
Rankin, Frank	1900	2
Rankin, James	1894	2
Rashad, Shakeel	2015	C 4
Ratliff, Bobby	1983	2
Ray, Flip	1970	C 3
Ray, Herman	1959	1
Ray, Jeff	1984	3
Ray, Jim	1963	1
Ray, Marvin	1935	1
Ray, Robert	1937	M 1
Read, Carey	1983	M 5
Read, Hank	1982	T 4
Reddick, Kevin	2012	C 4
Redding, Don	1958	3
Redfern, Charles	1929	1
Reed, Dave	1956	C 2
Reed, Jeff	2001	C 2
Reed, John	1989	3
Reese, Julius	1992	3
Regan, Breck	1961	1
Reid, Dexter	2003	C 4
Reid, Edward	1915	2
Renedo, Tom	1968	2
Renger, John	1961	M 2
Renken, Freddy	1988	1
Renner, Bryn	2013	3
Reynolds, Bob	1905	1
Reynolds, Bob	1948	1
Reynolds, Brandon	2003	M 4
Reynolds, Garrett	2008	C 4
Reynolds, Scott	1974	1
Rhames, Bunn	1978	C 4
Rhem, Joe	1889	2
Ricciarelli, Skee	1985	M 3
Rice, Chase	2008	4
Rice, Jim	1960	3
Rich, Richie	2008	3
Richardson, Bill	1970	C 3

Richardson, Dan	1979	1
Richardson, John	1943	1
Richardson, Jon	1981	3
Richardson, Pinckney	1899	1
Richardson, Stewart	1941	3
Richardson, Tommy	2005	C 4
Richey, Mike	1968	3
Riddile, Mel	1971	3
Ridenhour, Sonny	1954	2
Riggs, David	1967	C 3
Riggs, Frank	1960	C 3
Ringwalt, Dave	1966	1
Rish, Tameka	1999	M 1
Ritch, Marvin	1911	1
Rizzo, Paul	1950	4
Robbins, Austin	1993	4
Robbins, Roswell	1919	1
Roberson, Clay	2003	4
Roberson, Foy	1905	C 3
Roberson, Jim	1979	2
Roberts, Bobby	1983	1
Roberts, Del	2004	1
Roberts, George	1947	3
Roberts, Paul	2003	1
Roberts, Topher	2003	2
Robertson, Johnathan	1992	1
Robinson, Charles	1956	2
Robinson, Gene	2012	3
Robinson, George	1925	2
Robinson, Isaiah	2002	3
Robinson, Joe	1963	2
Robinson, John	1906	M 1
Robinson, Neil	1979	1
Robinson, Ronnie	1974	3
Robinson, Ronnie L.	2000	4
Robinson, Shelton	1981	C 3
Rodgers, Elton	2014	V 2
Rodgers, Hosea	1948	C 4
Rogers, Frank	1898	C 3
Rogers, George	1908	3
Rogers, Jessie	2015	4
Rogers, Kenny	1979	1
Rogers, Nielsen	1968	3
Rogers, Rob	1984	3
Rohling, Bernie	1943	1
Romano, Joe	1948	3
Rome, Bobby	2009	4
Rorrer, Tim	1985	4
Ross, Brad	1980	M 3
Ross, Rusty	1970	3
Rouse, Jim	1978	3
Rouse, Austin	2005	M 1
Rouse, Thomas	1998	M 3
Rousseau, Jule	1950	1
Rowe, Terry	1966	1
Rozeck, Alex	2001	1
Rubish, Mike	1948	4
Rudolph, Brett	1987	4
Ruffin, Colin	1910	4
Ruffin, Dalton	1951	3
Ruffin, Peter	1930	M 1
Rumley, Danny	2003	2
Runco, John	1962	3
Runyon, B. J.	1992	4
Rushing, John	1977	2
Rusnak, Ron	1972	C 3
Russavage, Leo	1956	1
Russell, Brandon	2003	4
Russell, Paul	1959	3
Rhyne, Leonard	1955	1
Rhyne, Williams	2015	M 1
Rywak, Pete	1949	1

S • S • S • S

Sadler, Hank	1966	C 3
Sadoff, Sid	1940	3
Saffelle, Milt	1961	1
Sain, Jerry	1972	3
Salzano, Mike	1978	C 4
Sanford, Bill	1992	V 1
Sapp, O'Dell	1928	2
Sasser, Buddy	1956	2
Saturday, Jeff	1997	C 4
Saunders, Anthony	2000	3
Savage, Quinton	1999	3



Steinbacher, Rick	1993	C 4
Steinbacher, Steve	1988	4
Stephens, C.J.	2003	2
Stephens, George	1895	2
Stephens, James	1933	1
Stevens, L.C.	1998	4
Stevens, Ralph	1912	1
Stevens, Tom	1951	3
Stevenson, Sarah	2015	M 2
Stewart, Bobby	1936	1
Stewart, Malcolm	2002	4
Stewart, M.J.	2015	2
Stewart, Roach	1904	C 3
Stiegman, Dan	1948	C 4
Stilley, Richard	1971	3
Stirnweiss, George	1939	C 3
Stogner, Dalton	2015	1
Stoinoff, Bob	1939	1
Stone, Chip	1968	1
Stone, John	1985	2
Story, Romy	1906	C 3
Strange, Robert	1912	2
Stratton, Johnny	1976	2
Strayhorn, Ralph	1946	C 3
Streater, Eric	1986	3
Streater, Steve	1980	C 4
Strickland, Matthew	1931	1
Strickland, Mitchell	1978	2
Stringer, Ed	1965	C 3
Strong, Jermaine	2007	2
Stuart, Trevor	2010	1
Stubbs, Stanley	1964	M 1
Stunda, John	1960	3
Sturdivant, Quan	2010	4
Sturdivant, Walter	1980	3
Sturgis, Oscar	1994	4
Styers, Richard	1968	M 1
Sugg, Mark	1980	4
Sullivan, Brad	1985	1
Suntheimer, Carl	1941	C 3
Surigao, John	1998	3
Supple, Adrian	1926	1
Sutherland, James	1946	1
Sutton, Ed	1956	C 3
Sutton, Frederick	1907	2
Sutton, Nathan	2000	2
Sutton, T.J.	1999	1
Swearingen, Fred	1958	3
Sweetser, Wes	1985	1
Switzer, Ryan	2015	3
Swofford, John	1971	3
Szafaryn, Len	1948	4
Szymaitis, Jim	1964	1

Sawyer, David	1987	M 4
Sawyer, Dock	1979	1
Schaefer, Kip	1996	1
Schallock, Grant	2010	1
Schleter, Chris	1977	M 4
Schmitz, Brian	1999	C 4
Schnell, Robert	1931	M 1
Schoettmer, Jeff	2015	C 4
Schroeder, John	1960	3
Schuler, Jim	1957	1
Schult, Bob	1970	3
Schwartz, Harry	1928	C 3
Scott, Chad	2004	2
Scott, David	2000	1
Scott, Graham	1889	1
Scott, Tim	2014	4
Scroggins, Leon	2004	1
Seagle, Perry	1905	3
Seagraves, Skip	2005	4
Searcy, Da'Norris	2010	4
Seawell, Howard	1953	2
Seawright, Jonas	2004	C 3
Secrest, David	1997	2
Sensabaugh, Gerald	2004	C 1
Serbousek, Mike	1969	1
Serenko, Steve	1961	1
Serlich, Emil	1941	1
Setzer, Eric	2011	M 3
Setzer, Willis (Hap)	1957	3
Severin, Paul	1940	C 3
Sexton, Cameron	2008	2
Shaffer, Charlie	1934	2
Sharpe, Kerry	1992	1
Shaffer, Lee	1981	C 4
Shankle, Terry	2013	4
Sharpe, Chuck	1981	3
Sharpe, Thomas	1895	3
Shaw, Howard	1892	3
Shaw, Rickie	1991	4
Shea, Pat	1966	2
Sheehan, Jim	1967	1
Sheehan, Pat	1985	3
Sheets, Ken	1978	4
Shepard, Tom	1923	4
Shepherd, Jon	1998	1
Sheppard, Bill	1983	4
Sherman, Fred	1950	4
Sherrill, Caleb	2009	M 2
Sherwood, Brian	1996	M 4
Shipp, James	1995	T 2
Shonosky, Roger	1976	2
Shore, Don	1972	1
Shoulars, Hudson	1955	2
Shuford, Emmett (Ox)	1927	3

Shuford, Gene	1961	1
Shuler, Bud	1928	3
Shull, Samuel	1899	C 3
Shumate, Jim	1961	2
Shupin, Bob	1959	3
Shuster, Mike	1972	1
Shwedo, Kevin	1978	1
Sickels, Doug	1982	3
Sieck, Dick	1941	3
Siegel, Brian	1993	T 1
Sigler III, Bill	1971	3
Sigler Jr., Bill	1942	2
Sigmon, Gene	1963	C 2
Sigmon, Mark	1984	1
Sigmon, Ricky	1972	1
Simakas, Alex	1990	3
Simmons, Brian	1997	C 4
Simmons, David	1978	3
Simmons, Malik	2015	4
Simmons, Troy	1985	3
Simpson, George	1969	1
Simpson, Teto	1998	2
Sims, Ryan	2001	4
Singletary, Snowdon	1906	1
Singleton, David	1980	3
Singleton, Kendrick	2015	4
Slagle, Chuck	1939	3
Sledge Jr., Chuck	1965	1
Sledge III, Chuck	1988	2
Sloop, Conrad	1961	3
Slotnick, Leo	1939	1
Slusser, Rip	1931	3
Small, Walter	1911	1
Smalls, Carl	2002	1
Smathers, William	1901	2
Smiley, Sam	2015	3
Smith, Andre	2015	1
Smith, Arien	2014	1
Smith, Arthur	2005	1
Smith, Ben	1959	1
Smith, Bill	1947	2
Smith, Bob	1940	3
Smith, Brian	1976	3
Smith, Charles	1974	M 2
Smith, Chip	1976	1
Smith, Darryl	1981	1
Smith, Dick	1956	2
Smith, Foyell	1936	1
Smith, Jan	1970	3
Smith, John	1932	1
Smith, Jonathan	2011	4
Smith, Mark	1983	4
Smith, Mike	1968	C 3
Smith, Moyer	1960	3

Smith, Quinton	1987	3
Smith, Robbie	1960	1
Smith, Roger	1963	C 3
Smith, Thomas	1992	4
Smith, Tim	1994	3
Smith, Van	1993	M 4
Smith, Wade	1959	C 3
Smith, William	1903	M 1
Snipes, Edgar	1905	1
Snipes, Eugene	1893	4
Snipes, Harvey	1905	1
Snipes, Ronnie	1983	2
Snipes, William	1889	2
Snyder, Daniel	1929	1
Snyder, Herman	1935	C 3
Sojka, Joe	2015	M 2
Somers, Clayton	1992	T 4
Southerland, John Isaac	1998	M 4
Spain, Bentley	2015	2
Spain, Bill	1966	2
Spainhour, Carl	1910	2
Spainhour, Jud	1961	1
Sparger, George	1947	C 3
Sparkman, Fred	2004	2
Sparks, Ned	1968	2
Sparrow, George	1925	3
Spaugh, Rufus	1920	2
Spaulding, Yank	1929	1
Spell, Les	1998	M 4
Spellman, Max	1946	1
Sperring, Thomas	2005	1
Spoon, Brandon	2000	C 4
Spruill, Ron	1982	4
Spurlin, Max	1946	2
St. Amand, Steve	1991	M 2
Stahl, Aaron	2008	2
Stallings, Don	1959	3
Stallings, Fred	1941	1
Stanback, Harry	1980	3
Stanford, Ray	1975	C 2
Stankavage, Scott	1983	3
Stanicek, Jason	1994	4
Stanley, Edward	1895	3
Staples, Aaron	1989	3
Staples, John	1943	1
Starner, Dick	1953	1
Starcevic, Nick	2006	2
Starr, Ed	1943	1
Starr, Eric	1987	4
Staub, Nathan	2014	2
Stavnitski, George	1956	C 3
Steele, Ralph	1959	3
Steele, Robert	1895	1
Steelman, Don	1986	T 2

T • O • T • A • L		
Tabb, Jack	2014	4
Tabb, William	1929	1
Talbott, Danny	1966	C 3
Talley, Bill	1960	1
Talty, Peter	1973	3
Tandy, John	1947	3
Tandy, Yank	1916	C 4
Tapley, Sean	2013	3
Tate, Brandon	2008	4
Tatum, Jim	1934	3
Tayloe, Dave	1915	C 4
Tayloe, John	1916	2
Taylor, Barry	1971	M 2
Taylor, Bill	1961	1
Taylor, Bill	1971	2
Taylor, Hilee	2007	C 4
Taylor, Kareen	2006	4
Taylor, Ken	1972	3
Taylor, Lawrence	1980	C 4
Taylor, Ryan	2010	C 4
Taylor, Steve	1979	3
Taylor, Terry	1973	C 3
Teague, Eddie	1943	1
Tedder, Larry	1977	2
Temple, Joel	1955	1
Tennent, George	1916	1
Tenney, Ed	1922	3
Terry, Rick	1996	C 3
Terry, Jeb	2003	C 3
Thatch, Martel	2007	4



Thigpen, Tommy	1992	C 4
Thomas, Byron	1996	4
Thomas, Cam	2009	4
Thomas, Eric	1995	C 4
Thomas, George	1908	C 2
Thomas, Isaiah	2004	2
Thomas, Mike	1995	4
Thomas, Parker	2012	1
Thomas, Ronald	1996	4
Thomason, Dan	1943	M 2
Thomason, Justin	2015	3
Thompson, Amanda	2014	V 2
Thompson, Donnell	1980	4
Thompson, Duke	1976	2
Thompson, Earl	1910	C 4
Thompson, Eugene	1929	1
Thompson, George D.	1930	1
Thompson, George W.	1931	M 1
Thompson, Holland	1894	1
Thompson, James	1988	3
Thompson, John	1906	2
Thompson, Kay	1933	3
Thompson, Seymour	1891	2
Thornton, Bob	1972	3
Thornton, David	2001	3
Thornton, Kenton	2008	3
Thornton, William	1951	1
Thorogood, Donte	1998	1
Thorpe, Bo	1955	1
Thorpe, T.J.	2014	3
Tillery, Jack	1962	3
Tillett, John	1910	2
Tillett, William	1912	C 2
Timmons, Bernard	1990	4
Tindall, Rashaad	2003	1
Tinsley, Kennedy	2009	4
Tomlin, Tyrell	2014	1
Toney, Andrew	2013	M 3
Toney, Matthew	2008	M 2
Tovar, Carlos	2013	M 1
Towns, Hunter	1988	T 4
Townsend, Frank	1973	1
Townsend, Joe	1980	T 2
Townsend, Newman	1905	3
Transou, Mark	1983	1
Trimble, Mel	1982	1
Trimpey, John	1936	3
Tripp, Dennis	1990	C 4
Trott, Bobby	1975	C 3
Trubisky, Mitch	2015	2
Truitt, David	1986	4
Trull, Jonathan	2015	1
Truver, Gary	1961	3
Tubbs, Nick	2001	M 3
Tucker, Wayne	1980	4
Tull, Edward	1893	1
Turco, Charlie	1971	1
Turlington, Mac	1958	3
Turner, Cliff	1987	T 4
Turner, Craven	1943	C 3
Turner, Landon	2015	C 4
Turner, Willie	1897	2
Tuthill, Ron	1964	C 3
Twamley, Joe	1965	1
Twohey, Ed	1945	2

U • U • U • U

Ulicny, Gary	1973	2
Underwood, Emmett	1925	3
Underwood, Neal (June)	1932	3
Underwood, Shawn	2013	3

V • V • V • V

Vale, Wally	1956	2
Van Hoy, Rick	1978	1
Van Ness, James	1926	M 1
Vandenbroek, Robbi	1972	3
VanNoppen, Donnell	1920	M 1
Varney, Sid	1948	4
Varnum, Jim	1956	1
Venable, John	1911	3
Venters, Bob	1951	2
Verchik, George	1949	1
Vermillion, Tom	1988	1
Vidnovic, Nick	1973	3

Viggers, Bill	1984	1
Vippolis, Taylor	2015	1
Voight, Mike	1976	4
Voolletich, Dan	1988	3
Voris, Bill	1945	C 2

W • W • W • W

Waddell, Charles	1974	3
Waddell, Michael	2003	4
Wagstaff, James	2000	2
Wakeley, William	1912	2
Walker, Bill	1945	C 1
Walker, Bracey	1993	4
Walker, Brian	2015	3
Walker, D.J.	2006	C 4
Walker, Erwin	1932	3
Walker, Johnny	1944	1
Walker, Willie Joe	1989	2
Walkowiak, Danny	1989	2
Wall, Battle	1968	3
Wall, Marcus	1995	C 3
Wall, Milam	1960	3
Wallace, Bud	1952	C 3
Wallace, Donnie	1987	4
Wallin, George	1952	1
Walser, Benny	1952	3
Walters, Joey	1997	1
Walters, Ray	1944	1
Walters, Robert	1973	2
Walton, Rabe	1959	2
Ward, Chris	1982	4
Ward, Greg	1972	3
Ward, Jimmy	1929	3
Ward, Tommy	1964	3
Wardle, Bill	1949	4
Warren, Add	1927	2
Warren, Bill	1966	1
Warren, Bob	1945	2
Warren, Greg	2004	C 4
Warren, Justin	2006	2
Washington, Damien	2015	4
Washington, Ed	1949	2
Wasserman, Andrew	2005	1
Watkins, Michael	1990	1
Watkins, Jacoby	2006	4
Watson, Cannon	1989	2
Watson, Chris	1996	4
Watson, George	1938	C 3
Watson, Moses	1985	1
Watts, Carl	1989	3
Watts, Clifford	1935	1
Watts, John	1966	M 1
Way, Michael	1993	1
Weant, Bobby	1948	C 4
Weatherspoon, Van	1953	1
Webb, Henry	1942	1
Webb, Van	1936	2
Webber, William	1904	1
Webster, Jim	1971	3
Webster, Lucy	1988	M 1
Weiler, Nick	2015	3
Weiner, Art	1949	4
Welch, Bill	1960	1
Welch, Chris	1996	1
Weldon, Howard	1943	1
Weller, Buck	1997	1
Wellman, Dana	1963	1
Wells, Loren	1963	2
Wells, Rock	2006	2
Wells, Terry	1974	1
Wells, Trey	1998	M 4
Wesolowski, Dick	1968	3
Westfall, Barry	1963	1
Wetherington, Eric	1987	1
Whaley, Tom	2006	M 3
Whedbee, Harry	1893	2
Whisnant, Albert	1928	2
Whisnant, Red	1926	C 2
Whitaker, Ferdinand	1905	1
Whitaker, Joel	1896	2
White, Bob	1952	2
White, Brent	2001	1
White, C. C.	1950	1
White, Dick	1941	2
White, Garrett	2007	3



White, Johnny	2010	4
White, Joseph	1895	1
White, Rocky	1981	3
White, Tom	1931	1
White, William	1897	2
Whitehead, James	1901	M 1
Whitehead, John	1981	M 3
Whitehorse, Larry	1970	1
Whiteside, Larry	1989	3
Whitten, Bob	1940	1
Wicks, Bill	1974	2
Wiess, Dick	1951	3
Wiggins, James	1908	2
Wike, Mitch	1988	4
Wilcher, Mike	1982	4
Wiley, Dave	1951	3
Willard, Ken	1964	3
Williams, Abie	1951	2
Williams, Andre'	2001	2
Williams, Antuarn	1993	2
Williams, Billy	1953	3
Williams, Brennan	2012	3
Williams, Brooks	1977	3
Williams, Charlie	1975	2
Williams, Clawson	1910	M 1
Williams, Daniel	1908	1
Williams, Deunta	2010	4
Williams, D.J.	1995	1
Williams, Domonique	1999	2
Williams, Greg	1997	4
Williams, Howard	1955	1
Williams, Jeffrey	2008	M 3
Williams, Kendric	2007	2
Williams, Linwood	2005	3
Williams, Macon	1916	1
Williams, Marion	1907	1
Williams, Marquise	2015	C 3
Williams, Melvin	2009	2
Williams, Robert	1910	2
Williams, Robert	1997	3
Williams, Sean	2001	2
Williams, Sylvester	2012	C 2
Williams, Tab	2009	M 3
Williamson, Ernie	1946	1
Wilson, Christian	2011	4
Wilson, E.J.	2009	4
Wilson, Jupiter	2003	4
Wilson, Kevin	1983	2
Wilson, Kirt	1976	2
Wilson, Marcus	2001	2
Wilson, Steve	1992	3
Wilson, Vince	2004	1
Winborne, Wallace	1905	2
Winborne Jr., Wally	1938	1
Winfield, Earl	1985	4
Winslow, Lawrence	1993	4
Winston, Bob	1914	C 4

Winters, Francis	1978	3
Winters, Larry	1980	2
Wissman, Frank	1951	1
Wolbert, Rob	1993	M 4
Wolf, Joe	1942	3
Wolfenbarger, Brandon	2002	M 3
Wood, Bo	1966	3
Wood, Hal	1889	M 1
Woodard, Shawn	1999	2
Woodell, Jack	1950	1
Woodson, Jim	1939	C 3
Woofter, Greg	2001	2
Woodridge, David	2006	4
Woollen, Charles	1933	2
Wooten, Carson	2014	2
Wooten, Jay	2008	1
Wooten, Ron	1980	C 4
Wooten, William	1892	1
Working, Mike	1969	1
Worrell, Flo	1952	1
Worsley, Victor	2006	3
Wrenn, Elmer	1937	1
Wright, Isaac	1904	2
Wright, Jason	1994	M 1
Wright, Joe	1947	C 3
Wright Jr., Robert	1916	3
Wright, Robert	1896	C 2
Wright, Tom	1940	M 1
Wright, Wallace	2005	4
Wynn, Curtis	1968	1
Wyrick, Pete	1930	3

Y • Y • Y • Y

Yarborough, Ken	1953	C 3
Yates, Steve	1962	2
Yates, T.J.	2010	C 4
Young, Tom	1927	2
Young, William	1910	1

Z • Z • Z • Z

Zaback, Bob	1962	2
Zadjeika, George	1967	2
Zarro, Richy	1964	3
Zemaitis, Saulis	1969	C 3

TAR HEELS IN THE DRAFT

PLAYER (POSITION) RD. TEAM

1938 (3)		
Andy Bershak (E)	3	Detroit
Tom Burnette (B)	6	Pittsburgh Pirates
Henry Bartos (G)	10	Washington
1939 (3)		
Steve Maronic (T)	3	Detroit
George Watson (B)	12	N.Y. Giants
Jack Kraynick (B)	12	Philadelphia
1940 (2)		
George Stirnweiss (B)	2	Chicago Cardinals
Charley Slagle (B)	17	Washington
1941 (3)		
Paul Severin (E)	10	Pittsburgh
Jim LaLanne (B)	12	Chicago Bears
Gates Kimball (T)	16	Chicago Cardinals
1942 (1)		
Carl Suntheimer (C)	18	Chicago Cardinals
1943 (1)		
Tank Marshall (G)	19	N.Y. Giants
1944 (2)		
Hugh Cox (B)	16	Green Bay
Ray Jordan (B)	24	Green Bay
1945 (2)		
Chan Highsmith (C)	15	Boston Yanks
Ralph Strayhorn (G)	18	Chicago Cardinals
1946 (4)		
Hosea Rodgers (B)	3	N.Y. Giants
Ted Hazelwood (T)	16	Chicago Bears
Howard Weldon (G)	28	Chicago Bears
Bill Voris (B)	30	N.Y. Giants
1947 (4)		
Ernie Williamson (T)	8	Washington
Jack Fitch (B)	10	Pittsburgh
Walt Pupa (B)	16	Chicago Bears
Baxter Jarrell (T)	26	Green Bay
1948 (2)		
Bill Smith (T)	2	Chicago Cardinals
Jim Camp (B)	6	Chicago Cardinals
1949 (7)		
Len Szafaryn (T)	3	Washington
Bob Kennedy (B)	8	Washington
Mike Rubish (E)	8	Boston Yanks
Bob Mitten (G)	19	Chicago Bears
Joe Romano (T)	20	Detroit
Bob Cox (E)	23	Chicago Cardinals
Stan Marczyk (T)	25	Chicago Bears
1950 (3)		
Art Weiner (E)	2	NY Bulldogs
Charlie Justice (B)	16	Washington
Ken Powell (E)	18	Pittsburgh
1951 (2)		
Irv Holdash (C)	7	Cleveland
Roscoe Hansen (E)	29	Philadelphia
1953 (2)		
Tom Higgins (T)	6	Chicago Cardinals
Bud Wallace (B)	16	Philadelphia
1954 (1)		
Ken Yarborough (E)	27	Washington

PLAYER (POSITION) RD. TEAM

1955 (1)		
Larry Parker (B)	11	Washington
1956 (3)		
Bill Koman (G)	8	Baltimore
Stew Pell (T)	11	San Francisco
Kenny Keller (B)	11	Philadelphia
1957 (3)		
Eddie Sutton (B)	3	Washington
Don Klochak (B)	12	L.A. Rams
Jack Stillwell (E)	20	Cleveland
1958 (3)		
Phil Blazer (T)	8	Detroit
Buddy Payne (E)	8	Washington
Leo Russavage (T)	10	Cleveland
1959 (7)		
Ron Koes (C)	3	Detroit
Al Goldstein (E)	10	L.A. Rams
Emil DeCantiss (B)	10	Chicago Cardinals
John Schroeder (E)	15	Chicago Cardinals
Don Redding (T)	16	Chicago Bears
Fred Swearingen (G)	21	N.Y. Giants
Rabe Walton (B)	30	Chicago Cardinals
1960 (3)		
Jack Cummings (QB)	4	Philadelphia
Don Stallings (T)	5	Washington
Earl Butler (T)	12	Pittsburgh
1961 (5)		
Rip Hawkins (LB)	2	Minnesota
Harry Clement (B)	11	Pittsburgh
Bob Elliott (FB)	14	St. Louis
Rip Hawkins (C)	2	Boston (AFL)
Milam Wall (HB)	11	Buffalo (AFL)
1962 (2)		
Jim LeCompte (G)	7	Buffalo (AFL)
Bob Elliott (FB)	31	Oakland (AFL)
1963 (1)		
Joe Craver (LB)	12	N.Y. Titans (AFL)
1964 (4)		
Bob Lacey (E)	6	Minnesota
Ed Kesler (FB)	16	Pittsburgh
Bob Lacey (E)	11	N.Y. Jets (AFL)
Ed Kesler (FB)	22	Houston (AFL)
1965 (2)		
Ken Willard (FB)	1	San Francisco
Chris Hanburger (C)	18	Washington
1966 (1)		
Bill Darnall (B)	6	Miami (AFL)
1967 (2)		
Bo Wood (LB)	6	New Orleans
Danny Talbott (QB)	17	San Francisco
1968 (1)		
Jeff Beaver (QB)	15	Baltimore
1969 (1)		
Mike Richey (T)	4	Buffalo
1971 (2)		
Don McCauley (RB)	1	Baltimore
Tony Blanchard (TE)	12	Cleveland

PLAYER (POSITION) RD. TEAM

1972 (2)		
Lewis Jolley (RB)	3	Houston
John Bunting (LB)	10	Philadelphia
1973 (1)		
Bob Thornton (G)	14	Dallas
1974 (3)		
Robert Pratt (G)	3	Baltimore
Sammy Johnson (RB)	4	San Francisco
Phil Lamm (DB)	14	Buffalo
1975 (3)		
Ken Huff (OG)	1	Baltimore
Charles Waddell (TE)	5	San Diego
Chris Kupec (QB)	15	Buffalo
1976 (1)		
Milton Butts (T)	12	New Orleans
1977 (5)		
Mike Voight (RB)	3	Cincinnati
Mark Griffin (T)	8	Detroit
Mark Cantrell (C)	9	Dallas
Tom Burkett (T)	10	Cleveland
Dave Conrad (T)	12	N.Y. Jets
1978 (3)		
Dee Hardison (DE)	2	Buffalo
Brooks Williams (TE)	8	New Orleans
Walker Lee (WR)	8	Washington
1979 (3)		
Bob Hukill (G)	5	Dallas
Dave Simmons (LB)	6	Green Bay
Mike Salzano (G)	6	Dallas
1980 (3)		
Buddy Curry (LB)	2	Atlanta
Doug Paschal (RB)	5	Minnesota
Phil Farris (WR)	11	Denver
1981 (6)		
Lawrence Taylor (LB)	1	N.Y. Giants
Donnell Thompson (DT)	1	Baltimore
Rick Donnalley (OL)	3	Pittsburgh
Amos Lawrence (RB)	4	San Diego
Harry Stanback (DT)	6	Atlanta
Ron Wooten (OG)	6	New England
1982 (3)		
Calvin Daniels (LB)	2	Kansas City
Darrell Nicholson (LB)	6	N.Y. Giants
Bill Jackson (DB)	8	Cleveland
1983 (3)		
Dave Drechsler (OG)	2	Green Bay
Mike Wilcher (LB)	2	L.A. Rams
Kelvin Bryant (RB)	7	Washington
1984 (4)		
Brian Blados (OT)	1	Cincinnati
Tyrone Anthony (RB)	3	New Orleans
Mark Smith (WR)	7	Washington
Aaron Jackson (LB)	10	Cincinnati
1985 (4)		
Ethan Horton (RB)	1	Kansas City
Brian Johnson (C)	3	N.Y. Giants
Greg Naron (OG)	4	Philadelphia
Micah Moon (LB)	9	Atlanta

PLAYER (POSITION) RD. TEAM

1986 (4)

Larry Griffin (DB)	8	Houston
Tommy Barnhardt (P)	9	New Orleans
Carl Carr (LB)	10	N.Y. Jets
Arnold Franklin (TE)	11	Miami

1987 (1)

Harris Barton (OT)	1	San Francisco
--------------------	---	---------------

1988 (3)

Tim Goad (NT)	4	New England
Carlton Bailey (NT)	9	Buffalo
Reuben Davis (DT)	9	Tampa Bay

1989 (3)

Derrick Fenner (RB)	10	Seattle
Darrell Hamilton (OT)	3	Denver
Antonio Goss (LB)	12	San Francisco

1990 (2)

Torin Dorn (DB)	4	L.A. Raiders
Cecil Gray (DT)	9	Philadelphia

1991 (1)

Kevin Donnalley (OT)	3	Houston
----------------------	---	---------

1992 (5)

Brian Bollinger (OT)	3	San Francisco
Dwight Hollier (LB)	4	Miami
Roy Barker (DT)	4	Minnesota
Deems May (TE)	7	San Diego
Eric Blount (WR)	8	Phoenix

1993 (4)

Thomas Smith (DB)	1	Buffalo
Natrone Means (RB)	2	San Diego
Rondell Jones (DB)	3	Denver
Tommy Thigpen (LB)	5	N.Y. Giants

1994 (4)

Bucky Brooks (WR)	2	Buffalo
Austin Robbins (DE)	4	L.A. Raiders
Bracey Walker (DB)	4	Kansas City
Sean Crocker (DB)	4	Buffalo

1995 (5)

William Henderson (FB)	3	Green Bay
Jimmy Hitchcock (DB)	3	New England
Mike Morton (LB)	4	L.A. Raiders
Eddie Mason (LB)	6	N.Y. Jets
Oscar Sturgis (DE)	7	Dallas

1996 (2)

Marcus Jones (DT)	1	Tampa Bay
Sean Boyd (DB)	5	Minnesota

1997 (5)

Rick Terry (DT)	2	N.Y. Jets
Freddie Jones (TE)	2	San Diego
James Hamilton (LB)	3	Jacksonville
Leon Johnson (TB)	4	N.Y. Jets
Andre Purvis (DT)	5	Cincinnati

1998 (7)

Greg Ellis (DE)	1	Dallas
Vonnie Holliday (DT)	1	Green Bay
Brian Simmons (LB)	1	Cincinnati
Omar Brown (SS)	4	Atlanta
Kivuusama Mays (LB)	4	Minnesota
Robert Williams (CB)	5	Kansas City
Jonathan Linton (TB)	5	Buffalo



*Julius Peppers
Green Bay Packers*

PLAYER (POSITION) RD. TEAM

1999 (6)

Ebenezer Ekuban (DE)	1	Dallas
Dre' Bly (CB)	2	St. Louis
Russell Davis (DT)	2	Chicago
Keith Newman (LB)	4	Buffalo
Na Brown (WR)	4	Philadelphia
Mike Pringley (DE)	7	Detroit

2000 (1)

Deon Dyer (FB)	4	Miami
----------------	---	-------

2001 (4)

Alge Crumpler (TE)	2	Atlanta
Sedrick Hodge (LB)	3	New Orleans
Brandon Spoon (LB)	4	Buffalo
Dauntae' Finger (TE)	7	Tampa Bay

2002 (6)

Julius Peppers (DE)	1	Carolina
Ryan Sims (DT)	1	Kansas City
David Thornton (LB)	4	Indianapolis
Joey Evans (DE)	7	Cincinnati
Ronald Curry (QB)	7	Oakland
Quincy Monk (LB)	7	N.Y. Giants

2003 (1)

Sam Aiken (WR)	4	Buffalo
----------------	---	---------

2004 (3)

Dexter Reid (FS)	4	New England
Michael Waddell (CB)	4	Tennessee
Jeb Terry (OG)	5	Tampa Bay

2005 (3)

Jason Brown (C)	4	Baltimore
Gerald Sensabaugh (S)	5	Jacksonville
Madison Hedgecock (FB)	7	St. Louis

2006 (1)

Chase Page (DT)	7	San Diego
-----------------	---	-----------

2008 (2)

Kentwan Balmer (DT)	1	San Francisco
Hilee Taylor (DE)	7	Carolina

2009 (5)

Hakeem Nicks (WR)	1	New York Giants
Richard Quinn (TE)	2	Denver
Brandon Tate (WR)	3	New England
Garrett Reynolds (OT)	5	Atlanta
Brooks Foster (WR)	5	St. Louis

2010 (2)

E.J. Wilson (DE)	4	Seattle
Cam Thomas (DT)	5	San Diego

PLAYER (POSITION) RD. TEAM

2011 (9)

Robert Quinn (DE)	1	St. Louis
Bruce Carter (LB)	2	Dallas
Marvin Austin (DT)	2	New York Giants
Greg Little (WR)	2	Cleveland
Da'Norris Searcy (S)	4	Buffalo
Johnny White (TB)	5	Buffalo
T.J. Yates (QB)	5	Houston
Quan Sturdivant (LB)	6	Arizona
Ryan Taylor (TE)	7	Green Bay

2012 (2)

Quinton Coples (DE)	1	New York Jets
Zach Brown (LB)	2	Tennessee

2013 (5)

Jonathan Cooper (OG)	1	Arizona
Sylvester Williams (DT)	1	Denver
Giovani Bernard (TB)	2	Cincinnati
Brennan Williams (OT)	3	Houston
Travis Bond (OG)	7	Minnesota

2014 (5)

Eric Ebron (TE)	1	Detroit
Kareem Martin (DE)	3	Arizona
Russell Bodine (C)	4	Cincinnati
Tre Boston (S)	4	Carolina
Jabari Price (CB)	7	Minnesota

DRAFT FACTS

- Most players drafted: 9 in 2011; 7 in 1949, 1998
- Most recent first-round draft pick: 2014, Eric Ebron, No. 10 to Detroit
- Highest pick:
 - Julius Peppers, No. 2 in 2002
 - Lawrence Taylor, No. 2 in 1982
 - Ken Willard, No. 2 in 1965

ACC

FIRST-ROUND DRAFT HISTORY



UNC'S FIRST-ROUND NFL DRAFT PICKS (23)

1965	Ken Willard (RB)	No. 2, San Francisco
1971	Don McCauley (TB)	No. 22, Baltimore
1975	Ken Huff (OG)	No. 3, Baltimore
1981	Lawrence Taylor (OLB)	No. 2, New York Giants
1981	Donnell Thompson (DE)	No. 18, Baltimore
1984	Brian Blados (OL)	No. 28, Cincinnati
1985	Ethan Horton (RB/TE)	No. 15, Kansas City
1987	Harris Barton (OT)	No. 22, San Francisco
1993	Thomas Smith (CB)	No. 28, Buffalo
1996	Marcus Jones (DT)	No. 22, Tampa Bay
1998	Greg Ellis (DE)	No. 8, Dallas
1998	Brian Simmons (LB)	No. 17, Cincinnati
1998	Vonnie Holliday (DT)	No. 19, San Francisco
1999	Ebenezer Ekuban (DE)	No. 20, Dallas
2002	Julius Peppers (DE)	No. 2, Carolina
2002	Ryan Sims (DT)	No. 6, Kansas City
2008	Kentwan Balmer (DT)	No. 29, San Francisco
2009	Hakeem Nicks (WR)	No. 29, New York Giants
2011	Robert Quinn (DE)	No. 14, St. Louis
2012	Quinton Coples (DE)	No. 16, New York Jets
2013	Jonathan Cooper (OG)	No. 7, Arizona
2013	Sylvester Williams (DT)	No. 28, Denver
2014	Eric Ebron (TE)	No. 10, Detroit



- Since 2011, North Carolina has had 10 players selected in the top two rounds of the NFL Draft.
- Tight end Eric Ebron became the 23rd overall first round NFL Draft pick in school history, and the seventh since 2008, when he was chosen 10th overall by the Detroit Lions.
- In the first round of the 2013 NFL Draft, North Carolina offensive guard Jonathan Cooper was selected seventh overall by the Arizona Cardinals and defensive tackle Sylvester Williams was picked 28th overall by the Denver Broncos.
- Cooper became the first offensive guard selected in the top 10 of the NFL Draft since 1997 when Colorado's Chris Naeole was selected by the New Orleans Saints at No. 10. He became the highest selected offensive guard since Bill Fralic was taken No. 2 by Atlanta in 1985.
- In Larry Fedora's first two seasons at UNC, the Tar Heels produced three first round picks.

ALL-TIME NFL PLAYERS

Includes Carolina players who have played in at least one game as a member of a professional football team. Listing includes the NFL, AFL, USFL and AAFC.

A • A • A • A

Sam Aiken (WR) – Buffalo 2003-07, New England 2008-09
Ethan Albright (OT) – Miami 1994-95; Buffalo 1996-2000, Washington 2001-09, San Diego 2010
Tyrone Anthony (RB) – New Orleans 1984-85
Marvin Austin (DT) – New York Giants 2011-12, Miami 2013, Dallas 2013, Denver 2014-15

B • B • B • B

Carlton Bailey (LB) – Buffalo 1988-92, New York Giants 1993-94, Carolina 1995-97
Kentwan Balmer (DT) – San Francisco 2008-09, Seattle 2010, Washington 2011-12
Connor Barth (PK) – Kansas City 2008, Tampa Bay 2009-13, Denver 2014, Tampa Bay 2015-present
Octavus Barnes (WR) – Atlanta 1998-99
Troy Barnett (NG) – New England 1994-96, Washington 1996
Roy Barker (DT) – Minnesota 1992-95, San Francisco 1996-98, Cleveland 1999, Green Bay 1999, Minnesota 2000
Tommy Barnhardt (P) – New Orleans 1987, Chicago 1987, Washington 1988, New Orleans 1989-94, Carolina 1995, Tampa Bay 1996-98, New Orleans 1999, Washington 2000
Harris Barton (OT) – San Francisco 1987-98
Henry Bartos (G) – Washington 1938
Giovani Bernard (RB) – Cincinnati 2013-present
James Betterson (RB) – Philadelphia 1977-78
Terry Billups (CB) – Miami 1998, Dallas 1998, New England 1999
Brian Blados (OG) – Cincinnati 1984-91, Indianapolis 1991, Tampa Bay 1992
Phil Blazer (G) – Buffalo 1960
Dre' Bly (CB) – St. Louis 1999-2002; Detroit 2003-06; Denver 2007-08; San Francisco 2009
Eric Blount (RB/KR) – Arizona 1992-93
Russell Bodine (C) – Cincinnati 2014-present
Brian Bollinger (OG) – San Francisco 1992-93, Arizona 1994
Travis Bond (OG) – Minnesota 2012, Carolina 2012-13, St. Louis 2014-present
Tre Boston (S) – Carolina 2014-present
Bucky Brooks (DB) – Buffalo 1994, Green Bay 1995-96, Jacksonville 1996-97, Kansas City 1997-98, Oakland 1998-99

Jason Brown (C) – Baltimore 2006-08, St. Louis 2009-11
Na Brown (WR) – Philadelphia 1999-2001
Omar Brown (S) – Atlanta 1998-1999
Zach Brown (LB) – Tennessee 2012-15
Kelvin Bryant (RB) – Philadelphia (USFL) 1983-84, Baltimore (USFL) 1985, Washington 1986-90
John Bunting (LB) – Philadelphia 1972-82, Philadelphia (USFL) 1983-84
Danny Burmeister (DB) – Washington 1987
Tom Burnette (FB) – Philadelphia 1938, Pittsburgh 1938
Ron Burton (LB) – Dallas 1987-89, Phoenix 1989, L.A. Raiders 1990

C • C • C • C

Alan Caldwell (DB) – New York Giants 1979
Jim Camp (HB) – Brooklyn (AAFC) 1948
Carl Carr (LB) – Detroit 1987
Bruce Carter (LB) – Dallas 2011-14, Tampa Bay 2015; New York Jets 2016-present
Reggie Clark (LB) – New England 1991, San Diego 1992, Pittsburgh 1994, Jacksonville 1995-96, Green Bay 1997, Kansas City 1998
Henry Clement (E) – Pittsburgh 1961
Joe Conwell (OT) – Philadelphia (USFL) 1984, Baltimore

(USFL) 1985, Philadelphia 1986-87

Jonathan Cooper (OG) – Arizona 2013-15, New England 2016-present
Quinton Coples (DE) – New York Jets 2012-15, Miami 2015-present
Alge Crumpler (TE) – Atlanta 2001-07, Tennessee 2008-09, New England 2010
Buddy Curry (LB) – Atlanta 1980-87
Ronald Curry (WR/KR) – Oakland 2002-08

D • D • D • D

Calvin Daniels (LB) – Kansas City 1982-85, Washington 1986
Bill Darnall (WR) – Miami 1968-69
Paul Davis (LB) – Atlanta 1981-82, N.Y. Giants 1983, St. Louis 1983
Quinshad Davis (WR) – Detroit 2016
Reuben Davis (DT) – Tampa Bay 1988-92, Phoenix 1992-93, San Diego 1994-98
Russell Davis (DL) – Chicago 1999, Arizona 2000-2006, Seattle 2006, New York Giants 2007-08
Greg DeLong (TE) – Minnesota 1995-98, Baltimore 1999-2000
Jimmy DeRatt (DB) – New Orleans 1975
Kevin Donnalley (OT) – Houston 1991-96, Nashville 1997, Miami 1998-2000, Carolina 2001-03
Rick Donnalley (C) – Pittsburgh 1981-83, Washington 1984-85, Kansas City 1986-87
Torin Dorn (DB) – L.A. Raiders 1990-94, St. Louis 1995-96
Shaun Draughn (TB) – Kansas City 2011-12, Baltimore 2013, Cleveland 2014, San Francisco 2015-present
David Drechsler (OG) – Green Bay 1983-84
Deon Dyer (FB) – Miami 2000-02

E • E • E • E

Ebenezer Ekuban (DE) – Dallas 1999-03; Cleveland 2004-2005, Denver 2006-08
Eric Ebron (TE) – Detroit 2014-present
Greg Ellis (DE) – Dallas 1998-08, Oakland 2009

F • F • F • F

Mike Faulkerson (FB) – Chicago 1995-96, Carolina 1998-99
Howard Feggins (DB) – New England 1989, NY Giants 1990
Derrick Fenner (RB) – Seattle 1989-91, Cincinnati 1992-94, Oakland 1995-97
Brooks Foster (WR) – St. Louis 2009
Arnold Franklin (TE) – New England 1987
William Fuller (DE) – Philadelphia (USFL) 1984, Baltimore (USFL) 1985, Houston 1986-93, Philadelphia 1994-96, San Diego 1997-98

G • G • G • G

Frank Gallagher (OG) – Detroit 1967-72, Minnesota 1973, Atlanta 1973
Tim Goad (DT) – New England 1988-94, Cleveland 1995; Baltimore 1996
Al Goldstein (SE) – Oakland 1960
Antonio Goss (LB) – San Diego 1990, San Francisco 1989, 91-95, St. Louis 1996
Cecil Gray (OL) – Philadelphia 1990-92, Green Bay 1992,



Giovani Bernard
Cincinnati Bengals

New Orleans 1993, Indianapolis 1993-94, Arizona 1995

Larry Griffin (DB) – Houston 1986, Miami 1987, Pittsburgh 1987-93
George Grimes (B) – Detroit 1948

H • H • H • H

Darrell Hamilton (OT) – Denver 1989-91
James Hamilton (LB) – Jacksonville 1997-99
Chris Hanburger (LB) – Washington 1965-78
Roscoe Hansen (T) – Philadelphia 1951
Bernardo Harris (LB) – Green Bay 1995-2001; Baltimore 2002-03
Willie Harris (DB) – Baltimore (USFL) 1985
Dee Hardison (DT) – Buffalo 1978-80, New York Giants 1981-85, San Diego 1986-87, Kansas City 1988
Victor Harrison (WR) – Philadelphia (USFL) 1984, Baltimore (USFL) 1985, New Orleans 1987
Rip Hawkins (LB) – Minnesota 1961-65
Jeff Hayes (P) – Washington 1982-85, Cincinnati 1986, Miami 1987
Ted Hazelwood (T) – Chicago (AAFC) 1949, Washington 1953
Madison Hedgecock (FB) – St. Louis 2006-07, New York Giants 2007-11
William Henderson (FB) – Green Bay 1995-2006
Tom Higgins (T) – Chicago Cardinals 1953, Philadelphia 1954-55
Zach Hilton (TE) – New Orleans 2003-2004; New York Jets 2006
Jimmy Hitchcock (CB) – New England 1995-97, Minnesota 1998-99, Carolina 2000-01
Nate Hobgood-Chittick (DT) – New York Giants 1998; Indianapolis 1998-99; St. Louis 1999-2000; San Francisco 2000, Kansas City 2001-02
Sedrick Hodge (LB) – New Orleans 2001-2006; Miami 2006
Jesse Holley (WR) – Dallas, 2009-12
Corey Holliday (WR) – Pittsburgh 1994-97
Vonnie Holliday (DE) – Green Bay 1998-2002; Kansas City, 2003-05, Miami 2006-08, Denver 2009, Washington 2010, Arizona 2011-12
Dwight Hollier (LB) – Miami 1992-1999, Indianapolis 2000
Ethan Horton (TE) – Kansas City 1985, L.A. Raiders 1987, 1989-93, Washington 1994

Ken Huff (OG) – Baltimore 1975-82, Washington 1983-85
James Hurst (OT) – Baltimore 2014-present

J • J • J • J

Ray Jacobs (LB) – Denver 1994-95
Bill Jackson (DB) – Cleveland 1982
Don Jackson (HB) – Philadelphia 1936
Leon Johnson (TB) – N.Y. Jets 1997-2000, Chicago 2001-2002; San Diego 2003-2004
Sammy Johnson (RB) – San Francisco 1974-76, Minnesota 1976-78, Philadelphia 1979, Green Bay 1979
Brian Johnston (C) – New York Giants 1986-87
Lewis Jolley (RB) – Houston 1972-73
Freddie Jones (TE) – San Diego 1997-2001; Arizona 2002-04; Carolina, 2005-06
Marcus Jones (DE) – Tampa Bay 1996-2002; Buffalo, 2002-03
Rondell Jones (FS) – Denver 1993-96, Baltimore 1997
Randy Jordan (RB) – L.A. Raiders 1993, Jacksonville 1995-97, Oakland 1998-02
Charlie Justice (HB) – Washington 1950, 1952-54

K • K • K • K

Ed Kahn (G) – Boston 1935-36, Washington 1937
Ken Keller (HB) – Philadelphia 1956-57
Bob Kennedy (HB) – Los Angeles (AAFC) 1949
Bill Koman (LB) – Baltimore 1956, Philadelphia 1957-58, Chicago Cardinals 1959, St. Louis 1960-67

L • L • L • L

Bob Lacey (SE) – Minnesota 1964, New York Giants 1965
Amos Lawrence (RB) – San Francisco 1981-82, Pittsburgh (USFL) 1984
Jonathan Linton (RB) – Buffalo 1998-2000
Greg Little (WR) – Cleveland 2011-13, Cincinnati 2014-15, Buffalo 2016-present

M • M • M • M

Jim Magner (HB) – Frankford 1931
Steve Maronic (T) – Detroit 1939-40
Kareem Martin (DE) – Arizona 2014-present
Eddie Mason (LB) – New York Jets 1995-96, Jacksonville 1998, Washington 1999-2002
Deems May (TE) – San Diego 1992-96, Seattle 1997-1999
Kivusama Mays (LB) – Minnesota 1998-99, Green Bay 1999
Michael McAdoo (DE) – Baltimore, 2011-12
Don McCauley (RB) – Baltimore 1971-81
Natrone Means (TB) – San Diego 1993-95, Jacksonville 1996-97, San Diego 1998-99, Carolina 1999-2000
Andy Miketa (C) – Detroit 1954-55
Quincy Monk (LB) – New York Giants, 2002-04
Bill Moore (E) – Detroit 1939
Romar Morris (TB) – New York Jets 2016
Tim Morrison (DB) – Washington 1986-87
Mike Morton (LB) – Oakland 1995-98, Green Bay 1999, St. Louis 1999, Green Bay 2000-01

N • N • N • N

Keith Newman (LB) – Buffalo 1999-2002; Atlanta 2003; Minnesota 2004-2006
Hakeem Nicks (WR) – New York Giants 2009-13; Indianapolis 2014-present

P • P • P • P

Chase Page (DT) – Miami 2006-07
Riddick Parker (DT) – Seattle 1997-2000, New England 2001-2002; Baltimore 2002
Willie Parker (TB) – Pittsburgh 2004-09, Washington 2010
Doug Paschal (RB) – Minnesota 1980-81
Julius Peppers (DE) – Carolina 2002-09, Chicago 2010-13; Green Bay 2014-present
Zack Pianalto (TE) – Tampa Bay, 2011



Tre Boston
Carolina Panthers

Ray Poole (E) – New York Giants 1947-52
Robert Pratt (OG) – Baltimore 1974-81, Seattle 1982-85
Jabari Price (CB) – Minnesota 2014-present

Mike Pringley (DE) – Detroit 1999-2000, San Diego 2001
Andre Purvis (DT) – Cincinnati 1997-2000

Q • Q • Q • Q

Richard Quinn (TE) – Denver 2009-10, Washington 2011, Cincinnati 2012
Robert Quinn (DE) – St. Louis 2011-present

R • R • R • R

Shakeel Rashad (LB) – Houston 2016
Kevin Reddick (LB) – New Orleans 2013, Carolina 2014, Buffalo 2015-present
Jeff Reed (PK) – Pittsburgh 2002-10, San Francisco 2010
Dexter Reid (FS) – New England 2004-05, Indianapolis 2006
Garrett Reynolds (OG) – Atlanta 2009-13, Detroit 2014, St. Louis 2015
Mike Richey (T) – Buffalo 1969, New Orleans 1970
Austin Robbins (DL) – L.A./Oakland Raiders 1994-96, New Orleans 1996-2001
Shelton Robinson (LB) – Seattle 1982-85, Detroit 1986-88
Hosea Rodgers (FB) – Los Angeles (AAFC) 1949

S • S • S • S

Jeff Saturday (C) – St. Louis 1999, Indianapolis 2000-11, Green Bay 2012
Jeff Schoettmer (LB) – New Orleans 2016
Da'Norris Searcy (S) – Buffalo 2011-14, Tennessee 2015-present
Jonas Seawright (DT) – New York Giants 2006-07
Gerald Sensabaugh (FS) – Jacksonville 2006-08; Dallas 2009-12
Rickie Shaw (OL) – Seattle 1992
Brian Simmons (LB) – Cincinnati 1998-2006; New Orleans 2007
Dave Simmons (LB) – Green Bay 1979-80, Detroit 1980, Baltimore 1982, Chicago 1983
Ryan Sims (DT) – Kansas City 2002-2006; Tampa Bay 2007-10
Bill Smith (T) – Chicago (AAFC) 1948, Los Angeles (AAFC) 1948
Thomas Smith (CB) – Buffalo 1993-99; Chicago 2000-01
Brandon Spoon (LB) – Buffalo 2001-03; St. Louis 2004
Don Stallings (DT) – Washington 1960
Harry Stanback (DT) – Baltimore 1982
Scott Stankavage (QB) – Denver 1984 & 1986, Miami

1987

Eric Streater (WR) – Tampa Bay 1987
Quan Sturdivant (LB) – Arizona 2011
Oscar Sturgis (DE) – Dallas 1995, Green Bay 1996, Miami 1996
Ed Sutton (HB) – Washington 1957-59, New York Giants 1960-61

Len Szafaryn (T) – Washington 1949, Green Bay 1950 & 1953-56, Philadelphia 1957-58

T • T • T • T

George Tandy (C) – Cleveland 1921
Brandon Tate (WR) – New England 2009-10; Cincinnati 2011-present
Hilee Taylor (DE) – Carolina 2008-10
Ryan Taylor (TE) – Green Bay 2011-13, Baltimore 2014, Cleveland 2014, Miami 2015-present
Lawrence Taylor (LB) – New York Giants 1981-93
Jeb Terry (OL) – Tampa Bay 2004-2007
Rick Terry (DT) – N.Y. Jets 1997-98; Carolina 1998-99
Tommy Thigpen (LB) – New York Giants 1993-94
Cam Thomas (DT) – San Diego 2010-13; Pittsburgh 2014-present
Donnell Thompson (DE) – Baltimore 1981-83, Indianapolis 1984-91
David Thornton (LB) – Indianapolis, 2002-06; Tennessee 2006-10
Dennis Tripp (DT) – New York Giants 1991
Dave Truitt (TE) – Washington 1987
Landon Turner (OG) – New Orleans 2016

V • V • V • V

Mike Voight (RB) – Houston 1977

W • W • W • W

Charles Waddell (TE) – Tampa Bay 1977
Michael Waddell (DB) – Tennessee, 2004-07; Oakland 2008
Bracey Walker (DB) – Kansas City 1994, Cincinnati 1994-96, Miami 1997, Kansas City 1998-2001, Detroit 2002-06
Greg Warren (DS) – Pittsburgh 2006-present
Art Weiner (E) – New York Yanks 1950
Johnny White (TB) – Buffalo 2011-12, Green Bay 2012
Mike Wilcher (LB) – Los Angeles Rams 1983-90, San Diego 1991
Ken Willard (FB) – San Francisco 1965-73, St. Louis 1974
Brennan Williams (OT) – Houston 2013, Jacksonville 2015-present
Brooks Williams (TE) – New Orleans 1978-81, Chicago 1981-82, New England 1983
Marquise Williams (QB) – Green Bay 2016
Robert Williams (CB) – Kansas City 1998-99, New Orleans 2000
Sylvester Williams (DT) – Denver 2014-present
Ernie Williamson (T) – Washington 1947, New York Giants 1948, Los Angeles (AAFC) 1949
E.J. Wilson (DE) – Seattle 2010, Tampa Bay 2010
Bo Wood (DE) – Atlanta 1967
Ron Wooten (OG) – New England 1981-89
Wallace Wright (WR) – New York Jets 2006-09, Carolina 2010

Y • Y • Y • Y

T.J. Yates (QB) – Houston 2011-13, Atlanta 2014, Houston 2015

2016 FOOTBALL

CAROLINA



RECORD BOOK

TEAM & COACHING RECORDS

ATLANTIC COAST CONFERENCE CHAMPIONSHIPS

1963 (shared, 9-2 overall, 6-1 ACC) • Coach Jim Hickey
 1971 (9-3 overall, 6-0 ACC) • Coach Bill Dooley
 1972 (11-1 overall, 6-0 ACC) • Coach Bill Dooley
 1977 (8-3-1 overall, 5-0-1 ACC) • Coach Bill Dooley
 1980 (11-1 overall, 6-0 ACC) • Coach Dick Crum
 2015 Coastal (11-3 overall, 8-0 ACC) • Coach Larry Fedora

SOUTHERN CONFERENCE CHAMPIONSHIPS

1922 (shared, 9-1 overall) • Coaches: Bill Fetzer, Bob Fetzer
 1934 (7-1-1 overall) • Coach Carl Snavelly
 1937 (7-1-1 overall) • Coach Ray Wolf
 1946 (8-2-1 overall) • Coach Carl Snavelly
 1949 (7-4 overall) • Coach Carl Snavelly

POSTSEASON BOWL APPEARANCES

(30 total, 14 wins, 18 losses)

- 1947 Sugar, lost to Georgia, 20-10
- 1949 Sugar, lost to Oklahoma, 14-6
- 1950 Cotton, lost to Rice, 27-13
- 1963 Gator, defeated Air Force, 35-0
- 1970 Peach, lost to Arizona State, 48-26
- 1971 Gator, lost to Georgia, 7-3
- 1972 Sun, defeated Texas Tech, 32-28
- 1974 Sun, lost to Mississippi State, 26-24
- 1976 Peach, lost to Kentucky, 21-0
- 1977 Liberty, lost to Nebraska, 21-17
- 1979 Gator, defeated Michigan, 17-15
- 1980 Bluebonnet, defeated Texas, 16-7
- 1981 Gator, defeated Arkansas, 31-27
- 1982 Sun, defeated Texas, 26-10
- 1983 Peach, lost to Florida State, 28-3
- 1986 Aloha, lost to Arizona, 30-21
- 1993 Peach, defeated Mississippi St., 21-17
- 1993 Gator, lost to Alabama, 24-10
- 1994 Sun, lost to Texas, 35-31
- 1995 Carquest, defeated Arkansas, 20-10
- 1997 Gator, defeated West Virginia, 20-13
- 1998 Gator, defeated Virginia Tech, 42-3
- 1998 Las Vegas, defeated SDSU, 20-13
- 2001 Peach, defeated Auburn, 16-10
- 2004 Continental Tire, lost to Boston College, 37-24
- 2008 Meineke Car Care Bowl, lost to West Virginia, 31-30
- 2009 Meineke Car Care Bowl, lost to Pittsburgh, 19-17
- 2010 Franklin American Mortgage Music City Bowl, defeated Tennessee, 30-27 (2OT)
- 2011 Advocate V100 Independence Bowl, lost to Missouri, 41-24
- 2013 Belk Bowl, defeated Cincinnati, 39-17
- 2014 Quick Lane Bowl, lost to Rutgers, 40-21
- 2015 Russell Athletic Bowl, lost to Baylor, 49-38

FINAL NATIONAL POLL RANKINGS

MEDIA - Associated Press

1937	19
1946	9
1947	9
1948	3
1949	16
1972	12
1977	17
1979	15
1980	10
1981	9
1982	18
1992	19
1993	21
1995	27
1996	10
1997	6
2015	15

United Press International from 1950-1992

1963	19
1971	18
1972	T14
1977	14
1979	14
1980	9
1981	8
1982	13
1992	18

COACHES

ESPN/USA Today from 1993-present

1993	19
1994	21
1995	29
1996	10
1997	4
2015	15

LARGEST VICTORY MARGINS

1. 66 vs. Idaho (66-0) in 2012
2. 65 vs. Virginia Medical (65-0) in 1914
- 65 vs. Wake Forest (65-0) in 1928
4. 64 vs. Auburn (64-0) in 1892
5. 62 vs. Ohio (62-0) in 1995
- 62 vs. Elon (62-0) in 2012
7. 61 vs. Virginia (61-0) in 1935
8. 60 vs. Tennessee (60-0) in 1893
- 60 vs. Old Dominion (80-20) in 2013
10. 59 vs. Wake Forest (62-3) in 1922

LARGEST MARGINS OF DEFEAT

1. 66 by Virginia (66-0) in 1912
2. 55 by Louisville (69-14) in 2005
3. 53 by Yale (53-0) in 1923
4. 52 by Maryland (59-7) in 2002
5. 50 by Florida (52-2) in 1969

WINNINGEST SEASONS

1972	11-1
1980	11-1
1997	11-1
2015	11-3
1914	10-1
1981	10-2
1996	10-2
1993	10-3
1898	9-0
1922	9-1
1929	9-1
1948	9-1-1
1963	9-2
1971	9-3
1976	9-3
1992	9-3

CAROLINA'S HEAD COACHING RECORDS

Coach	Tenure	Years	W	L	T
Hector Cowan	1889 (spring)	1	2	2	0
V.K. Irvine	1894	1	6	3	0
T.C. Trenchard	1895, 1913-15	4	26	9	2
Gordon Johnston	1896	1	3	4	1
W.A. Reynolds	1897-1900	4	27	7	4
Charles Jenkins	1901	1	7	2	0
H.B. Olcott	1902-03	2	11	4	3
R.R. Brown	1904	1	5	2	2
William Warner	1905	1	4	3	1
W.S. Keinholz	1906	1	1	4	2
Otis Lamson	1907	1	4	4	1
Edward Green	1908	1	3	3	3
A.E. Brides	1909-10	2	8	8	0
Branch Bocock	1911	1	6	1	1
W.C. Martin	1912	1	3	4	1
Thomas Campbell	1916, 1919	2	9	7	1
M.E. Fuller	1920	1	2	6	0
Bob Fetzer & Bill Fetzer	1921-25	5	30	12	4
Chuck Collins	1926-33	8	38	31	9
Carl Snavelly	1934-35, 1945-52	10	59	35	5
Ray Wolf	1936-41	6	38	17	3
Jim Tatum	1942, 1956-58	4	19	17	3
Tom Young	1943	1	6	3	0
Gene McEver	1944	1	1	7	1
George Barclay	1953-55	3	11	18	1
Jim Hickey	1959-66	8	36	45	0
Bill Dooley	1967-77	11	69	53	2
Dick Crum	1978-87	10	72	41	3
Mack Brown	1988-1997	10	69	46	1
Carl Torbush	1997*-2000	3	17	18	0
John Bunting	2001-06	6	27	45	0
Butch Davis	2007-10	4	28^	23	0
Everett Withers	2011	1	7	6	0
Larry Fedora	2012-present	4	32	20	0

*Torbush coached Carolina's final game in 1997

^16 wins later vacated due to NCAA penalty (revised record 12-23-0)

MOST WINS

1. Dick Crum, 1978-87	72
2. Bill Dooley, 1967-77	69
Mack Brown, 1988-97	69
4. Carl Snavelly, 1934-35, 1945-52	59
5. Chuck Collins, 1926-33	38
Ray Wolf, 1936-41	38
7. Jim Hickey, 1959-66	36
8. Larry Fedora, 2012-present	32
9. Bob Fetzer & Bill Fetzer, 1921-25	30
10. Butch Davis, 2007-10	*28
11. W.A. Reynolds, 1897-1900	27
John Bunting, 2001-06	27

*16 wins later vacated due to NCAA penalty (revised wins 12)

MOST YEARS

1. Bill Dooley, 1967-77	11
2. Carl Snavelly, 1934-35, 1945-52	10
Dick Crum, 1978-87	10
Mack Brown, 1988-97	10

MISCELLANEOUS TEAM RECORDS

Most Consecutive Victories: 14 (1898-99)
Most Consecutive Victories in One Season: 11 (2015)
Most Consecutive Games Without a Loss: 17 (1947-48)
Most Consecutive Victories at Home: 21 (Nov. 3, 1893 to Oct. 6, 1900)
Most Consecutive Home Games Without a Loss: 68 (Nov. 3, 1893 to Oct. 16, 1920)
Most Consecutive Losses: 12 (1966-67)
Most Consecutive Home Losses: 11 (2002-03)
Most Consecutive Games Without Being Shutout: 96 (1977-85)
Most Consecutive Regular-Season Games Without Being Shutout: 133 (1973-85)
Most Consecutive Shutouts: 7 (1901-02 and 1903-04)

TOTAL OFFENSE RECORDS



Marquise Williams

TOP FIVE CAREER OFFENSE LEADERS

1. MARQUISE WILLIAMS, Quarterback

Year	Plays	Rush	Pass	Total
2012	46	186	127	313
2013	328	536	1,698	2,234
2014	621	788	3,068	3,856
2015	515	948	3,072	4,020
Totals	1,510	2,458	7,965	10,423

2. DARIAN DURANT, Quarterback

Year	Plays	Rush	Pass	Total
2001	281	128	1,843	1,971
2002	334	163	2,123	2,286
2003	480	396	2,551	2,947
2004	380	188	2,238	2,426
Totals	1,475	875	8,755	9,630

3. T.J. YATES, Quarterback

Year	Plays	Rush	Pass	Total
2007	438	-123	2,655	2,532
2008	159	-67	1,168	1,101
2009	399	-66	2,136	2,070
2010	501	-77	3,418	3,341
Totals	1,497	-333	9,377	9,044

4. BRYN RENNER, Quarterback

Year	Plays	Rush	Pass	Total
2010	2	0	14	14
2011	407	-88	3,086	2,998
2012	483	38	3,356	3,394
2013	277	-43	1,765	1,722
Totals	1,169	-93	8,221	8,128

5. RONALD CURRY, Quarterback

Year	Plays	Rush	Pass	Total
1998	227	419	975	1,394
1999	170	226	682	908
2000	423	351	2,325	2,676
2001	223	253	1,005	1,258
Totals	1,043	1,249	4,987	6,236

TOTAL OFFENSE

CAREER

Rk.	Name, Pos., Years	Yards
1.	Marquise Williams, QB, 2012-15	10,423
2.	Darian Durant, QB, 2001-04	9,630
3.	T.J. Yates, QB, 2007-10	9,044
4.	Bryn Renner, QB, 2010-13	8,128
5.	Ronald Curry, QB, 1998-2001	6,236
6.	Jason Stanicek, QB, 1991-94	5,497
7.	Charlie Justice, HB, 1946-49	4,883
8.	Mike Thomas, QB, 1991-95	4,653
9.	Amos Lawrence, TB, 1977-80	4,426
10.	Mike Voight, TB, 1973-76	3,971
11.	Matt Kupec, QB, 1976-79	3,886
12.	Leon Johnson, TB, 1993-96	3,823
13.	Chris Keldorf, QB, 1996-97	3,570
14.	Mark Maye, QB, 1984-87	3,534
15.	Scott Stankavage, QB, 1980-83	3,381
16.	Kelvin Bryant, TB, 1979-82	3,295
17.	Kevin Anthony, QB, 1983, 85	3,252
18.	Don McCauley, TB, 1968-70	3,181
19.	Gayle Bomar, QB, 1967-68	3,126
20.	Ethan Horton, TB, 1981-84	3,093
21.	Natrone Means, TB, 1990-92	3,074
22.	Oscar Davenport, QB, 1995-98	3,033

SEASON

Rk.	Name, Year	Yards
1.	Marquise Williams, 2015	4,020
2.	Marquise Williams, 2014	3,856
3.	Bryn Renner, 2012	3,394
4.	T.J. Yates, 2010	3,341
5.	Bryn Renner, 2011	2,998
6.	Darian Durant, 2003	2,947
7.	Ronald Curry, 2000	2,676
8.	T.J. Yates, 2007	2,532
9.	Mike Thomas, 1995	2,489
10.	Darian Durant, 2004	2,426

GAME

Rk.	Name, Opponent, Year	Yards
1.	Marquise Williams vs. Duke, 2015	524
2.	Marquise Williams vs. Old Dominion, 2013	469
3.	Marquise Williams vs. Georgia Tech, 2014	463
4.	T.J. Yates vs. Florida State, 2010	443
5.	Marquise Williams vs. Notre Dame, 2014	435
6.	Darian Durant vs. Arizona State, 2002	426
7.	Mark Maye vs. Georgia Tech, 1987	420
8.	Gayle Bomar vs. Wake Forest, 1968	416
9.	Ronald Curry vs. Georgia Tech, 2000	400
10.	Marquise Williams vs. Pittsburgh, 2014	398

TOTAL PLAYS

CAREER

Rk.	Name, Pos., Year	Plays
1.	Marquise Williams, QB, 2012-15	1,510
2.	T.J. Yates, QB, 2007-10	1,497
3.	Darian Durant, QB, 2001-04	1,475
4.	Bryn Renner, QB, 2010-13	1,169
5.	Ronald Curry, QB, 1998-2001	1,043
6.	Jason Stanicek, QB, 1991-94	913

SEASON

Rk.	Name, Year	Plays
1.	Marquise Williams, 2014	621
2.	Marquise Williams, 2015	515
3.	T.J. Yates, 2010	501
4.	Bryn Renner, 2012	483
5.	Darian Durant, 2003	480
6.	T.J. Yates, 2007	438
7.	Matt Baker, 2005	425
8.	Ronald Curry, 2000	423
9.	Bryn Renner, 2011	407
10.	T.J. Yates, 2009	399



Marquise Williams had a school-record 524 total yards of offense against Duke in 2015.

GAME

Rk.	Name, Opponent	Plays
1.	Marquise Williams vs. Georgia Tech, 2014	63 (463 yards)
2.	Gayle Bomar vs. Wake Forest, 1968	61 (416 yards)

MISCELLANEOUS TOTAL OFFENSE RECORDS

SINGLE-SEASON TEAM HIGHS

Most Plays: 1,005 in 2014
Most Yards: 6,817 in 2015
Most Yards Gained Per Game: 486.9 in 2015 (6,817 in 14)
Highest Average Gain Per Play: 7.3 in 2015 (6,817 on 936)

SINGLE-GAME TEAM HIGHS/LOWS

Most Plays: 102 vs. Virginia, 1959
Most Plays, Both Teams: 180 vs. East Carolina, 2013 (ECU 101, UNC 79)
Fewest Plays: 27 vs. Wake Forest, 1944
Fewest Plays, Both Teams: 84 vs. Wake Forest, 1942 (UNC 44, Wake Forest 40)
Most Yards Gained: 721 vs. Old Dominion, 2013
Most Yards Gained, Both Teams: 1,243 vs. Baylor, 2015 (UNC 487, Baylor 756)
Fewest Yards Gained: 7 vs. Yale, 1944
Fewest Yards Gained, Both Teams: 254 vs. NC State, 1939 (UNC 132, NC State 122)
Most Yards Gained in a Loss: 550 vs. NC State, 2003 (34-47)
Fewest Yards Gained in a Win: 89 vs. Tennessee, 1936 (14-6)
Highest Average Gain Per Play (Min. 65 Plays): 10.6 vs. Old Dominion, 2013 (68 for 721)

SINGLE-SEASON YARDS BY CLASS

Freshman: 2,532 by T.J. Yates, 2007
Sophomore: 2,998 by Bryn Renner, 2011
Junior: 3,856 by Marquise Williams, 2014
Senior: 4,020 by Marquise Williams, 2015

SINGLE-GAME YARDS BY CLASS

Freshman: 370 by Ronald Curry vs. Stanford, 1998
Sophomore: 469 by Marquise Williams vs. ODU, 2013
Junior: 463 by Marquise Williams vs. Georgia Tech, 2014
Senior: 524 by Marquise Williams vs. Duke, 2015

MOST PLAYS

Quarter: 28 by Darian Durant vs. Oklahoma, 2001 (3rd, 191 yards)
Half: 36 by Chris Keldorf vs. Louisville, 1996 (1st, 154 yards)
Game: 63 by Marquise Williams vs. Georgia Tech, 2014 (463 yards)
Season: 621 by Marquise Williams, 2014 (3,856 yards)
Career: 1,497 by T.J. Yates, 2007-10 (9,044 yards)

MOST PLAYS PER GAME

Season: 47.8 by Marquise Williams, 2014 (621 in 13)
Career: 35.3 by Gayle Bomar, 1967-68 (705 in 20)

MOST PLAYS BY A FRESHMAN

Game: 51 by T.J. Yates vs. South Carolina, 2007 (286 yards)
Season: 438 by T.J. Yates, 2007 (2,532 yards)

MOST YARDS GAINED

Quarter: 242 by T.J. Yates vs. LSU, 2010 (4th, 261 passing, -19 rushing)
Half: 425 by Marquise Williams vs. Old Dominion, 2013 (46 rushing, 379 passing); by Marquise Williams vs. Duke, 2015 (21 rushing, 404 passing)
Game: 524 by Marquise Williams vs. Duke, 2015 (30 rushing, 494 passing)
Season: 4,020 by Marquise Williams, 2015 (948 rushing, 3,072 passing)
Career: 10,423 by Marquise Williams, 2012-15 (2,458 rushing, 7,965 passing)

MOST YARDS GAINED PER GAME

Season: 296.6 by Marquise Williams, 2014 (3,856 in 13)
Career: 246.3 by Bryn Renner, 2010-13 (8,128 in 33 games)

TOTAL OFFENSE RECORDS/ALL-PURPOSE RECORDS

MOST YARDS GAINED BY A FRESHMAN

Game: 370 by Ronald Curry vs. Stanford, 1998 (66 rushing, 304 passing)

Season: 2,532 by T.J. Yates, 2007 (2,655 passing, -123 rushing)

MOST YARDS GAINED IN FIRST GAME OF CAREER

223 by T.J. Yates vs. James Madison, 2007 (218 passing, 5 rushing)

MOST YARDS GAINED, TWO, THREE & FOUR CONSECUTIVE GAMES

2 Games: 898 by Marquise Williams, 2014 (435 vs. Notre Dame, 463 vs. Georgia Tech)

3 Games: 1,206 by Marquise Williams, 2014 (435 vs. Notre Dame, 463 vs. Georgia Tech, 308 vs. Virginia)

4 Games: 1,521 by Marquise Williams, 2014 (342 vs. Clemson, 281 vs. Virginia Tech, 435 vs. Notre Dame, 463 vs. Georgia Tech)

MOST YARDS GAINED AGAINST ONE OPPONENT

Career: 1,265 by Marquise Williams vs. Duke, 2012-15 (40 in 2015, 327 in 2013, 374 in 2014, 524 in 2015)

HIGHEST AVERAGE GAIN PER PLAY

Game: (Min. 25 plays) 14.66 by Marquise Williams vs. Old Dominion, 2013 (32 for 469)

Season: (Min. 1,000 yards) 8.75 by Rod Elkins, 1980 (116 for 1015)

Career: (Min. 3,000 yards) 6.95 by Bryn Renner, 2010-13 (1,169 for 8,128)

MOST TOUCHDOWNS RESPONSIBLE FOR (TOUCHDOWNS SCORED, PASSED FOR & RECEIVING)

Game: 6 by Kelvin Bryant vs. East Carolina, 1981 (scored 6) - *ACC Record

Season: 38 by Marquise Williams, 2015 (rushed for 13, passed for 24, caught 1)

Career: 99 by Marquise Williams, 2012-15 (rushed for 35, passed for 61, caught 3)

TOTAL OFFENSE

SINGLE-GAME HIGHS

721 vs. Old Dominion, 2013	W, 80-20
714 vs. Maryland, 1993	W, 59-42
704 vs. Duke, 2015	W, 66-31
675 vs. VMI, 1969	W, 61-11
643 vs. Army, 1982	W, 62-8
637 vs. Ohio, 1995	W, 62-0
616 vs. Duke, 1970	W, 59-34
613 vs. The Citadel, 1986	W, 45-14
605 vs. Duke, 1986	W, 42-35
604 vs. Virginia, 1935	W, 61-0
600 vs. Virginia, 1943	W, 54-7

SINGLE-GAME LOWS

7 vs. Yale, 1944	L, 6-13
28 vs. Army, 1944	L, 0-46
31 vs. Wake Forest, 1944	L, 0-7
36 vs. Duke, 1932	L, 0-7
56 vs. Tennessee, 1950	L, 0-16
66 vs. Wake Forest, 1941	L, 0-13
73 vs. Florida, 1933	L, 0-9
73 vs. Florida State, 1997	L, 3-20
74 vs. Virginia, 1950	L, 13-44
85 vs. Texas, 1952	L, 7-28



Despite missing two games, Giovani Bernard (above) had 1,981 all-purpose yards in 2012. He ranked fourth in the nation in all-purpose yards per game.



T.J. Logan enters the 2016 season with 3,342 career all-purpose yards.

ALL-PURPOSE YARDAGE LEADERS (RUSHING, RECEIVING & ALL RETURN YARDAGE)

CAREER

Rk.	Name, Years	Yards
1.	Leon Johnson, 1993-96	5,828
2.	Don McCauley, 1968-70	5,014
3.	Amos Lawrence, 1977-80	4,928
4.	Brandon Tate, 2005-08	4,744
5.	Charlie Justice, 1946-49	4,670
6.	Mike Voight, 1973-76	4,472
7.	Eric Blount, 1988-91	4,391
8.	Kelvin Bryant, 1979-82	3,795
9.	Ethan Horton, 1981-84	3,733
10.	Natrone Means, 1990-92	3,605
...	T.J. Logan, 2013-present	3,342

SEASON

Rk.	Name, Year	Yards
1.	Don McCauley, 1970	2,021
2.	Giovani Bernard, 2012	1,981
3.	Leon Johnson, 1996	1,832
4.	Don McCauley, 1969	1,770
5.	Brandon Tate, 2007	1,765
6.	James Betterson, 1974	1,647
7.	Giovani Bernard, 2011	1,615
8.	Charlie Justice, 1946	1,557
9.	Elijah Hood, 2015	1,534
10.	Ethan Horton, 1984	1,501

GAME

Rk.	Name, Opponent, Year	Yards
1.	Brandon Tate vs. McNeese State, 2009	397 (93 receiving, 106 rushing, 142 punt return, 56 kickoff return)

MISCELLANEOUS ALL-PURPOSE YARDAGE RECORDS

MOST PLAYS

Game: 47 by Don McCauley vs. Duke, 1970 (all rushes); by Mike Voight vs. Duke, 1976 (all rushes)

Season: 342 by Don McCauley, 1970 (324 rushes, 15 receptions, 3 returns)

Career: 993 by Leon Johnson, 1993-96 (797 rushes, 151 receptions, 45 returns)

MOST YARDS GAINED

Game: 397 by Brandon Tate vs. McNeese State, 2008 (106 rushing, 93 receiving, 142 punt return, 56 kickoff return)

Season: 2,021 by Don McCauley, 1970 (1720 rushing, 235 receiving, 66 returns)

Career: 5,828 by Leon Johnson, 1993-96 (3,693 rushing, 1,288 receiving, 847 returns)

MOST YARDS GAINED BY A FRESHMAN

Game: 286 by Amos Lawrence vs. Virginia, 1977 (all rushing)

Season: 1,615 by Giovani Bernard, 2011 (1,253 rushing, 362 receiving)

SCORING RECORDS

TOTAL POINTS

CAREER

Rk.	Name, Pos., Years	Points
1.	Casey Barth, PK, 2008-12	358
2.	Leon Johnson, TB, 1993-96	306
3.	Josh McGee, PK, 1996-99	271
4.	Connor Barth, PK, 2004-05	265
5.	Mike Voight, TB, 1973-76	254
6.	Charlie Justice, HB, 1946-49	234
7.	Tripp Pignetti, PK, 1991-94	231
8.	Kelvin Bryant, TB, 1979-82	228
	Marquise Williams, QB, 2012-15	228
10.	Natrone Means, TB, 1990-92	214
11.	Clint Gwaltney, PK, 1988-91	211
12.	Don McCauley, TB, 1968-70	210
13.	Amos Lawrence, TB, 1977-80	206
14.	Jeff Hayes, PK, 1978-81	205
15.	Brooks Barwick, PK, 1981-83	188
16.	Thomas Moore, 2011-14	184
17.	Nick Weiler, 2013-present	177
18.	Tom Biddle, PK, 1975-77	169
19.	Ethan Horton, TB, 1981-84	162
20.	Jeff Reed, PK, 2000-01	150
	Ryan Houston, TB, 2007-11	150
	Quinshad Davis, WR, 2012-15	150

SEASON

Rk.	Name, Year	Points
1.	Nick Weiler, PK, 2015	127
2.	Don McCauley, TB, 1970	126
3.	Giovani Bernard, TB, 2012	114
4.	Mike Voight, TB, 1976	110
5.	Kelvin Bryant, TB, 1981	108
6.	Elijah Hood, TB, 2015	102
7.	Leon Johnson, TB, 1993	100
8.	Brooks Barwick, PK, 1982	97
	Casey Barth, PK, 2009	97
10.	Casey Barth, PK, 2010	95

GAME

Rk.	Name, Opponent, Year	Points
1.	Kelvin Bryant vs. East Carolina, 1981	36

TOUCHDOWNS SCORED

CAREER

Rk.	Name, Years	TDs
1.	Leon Johnson, TB, 1993-96	50
2.	Mike Voight, TB, 1973-76	42
3.	Charlie Justice, AP, 1946-49	39
4.	Kelvin Bryant, TB, 1979-82	38
	Marquise Williams, QB, 2012-15	38
6.	Don McCauley, TB, 1968-70	35
	Natrone Means, TB, 1990-92	35

SEASON

Rk.	Name, Year	TDs
1.	Don McCauley, 1970	21
2.	Giovani Bernard, 2012	19
3.	Mike Voight, 1976	18
	Kelvin Bryant, 1981	18
5.	Elijah Hood, 2015	17
6.	Leon Johnson, 1993	16
7.	Amos Lawrence, 1980	15
8.	Giovani Bernard, 2011	14
	Marquise Williams, 2014	14
	Marquise Williams, 2015	14

GAME

Rk.	Name, Opponent, Year	TDs
1.	Kelvin Bryant vs. East Carolina, 1981	6

MISCELLANEOUS SCORING RECORDS

SINGLE-SEASON TEAM BESTS

Most Points Scored: 570 in 2015
Most Points Scored Per Game: 40.7 in 2015 (570 in 14)
Highest Scoring Margin: 28.6 in 1929 (34.6 to 6.0)
Highest Scoring Margin (since 1939): 20.6 in 1996 (30.6 to 10.0)
Most Points Scored in Two Consecutive Games: 125 in 2015 (66-31 vs. Duke and 59-21 vs. Miami) - ACC RECORD
Most Touchdowns: 73 in 2015
Most Extra Points Made by Kicking: 68 in 2015
Most Two-Point Conversions: 8 in 1958
Most Field Goals: 21 in 1982, 1990 and 2009
Most Points Scored in a Season Opener: 65 vs. Wake Forest, 1928

SINGLE-GAME TEAM BESTS

Most Points Scored: 80 vs. Old Dominion, 2013
Most Points Scored, Both Teams: 118 (Georgia Tech 68, Carolina 50), 2012
Most Points Scored in a Loss: 50 vs. Georgia Tech (68-50), 2012
Most Points Scored in One Quarter: 35 vs. Duke, 2000 (2nd); vs. Old Dominion, 2013 (2nd); vs. NC State, 2015 (1st)
Most Points Scored in One Half: 52 vs. Duke, 2000 (1st)
Most Touchdowns Scored: 11 vs. Old Dominion, 2013
Most Extra Points Made by Kicking: 11 vs. Old Dominion, 2013
Most Two-Point Conversions: 2 vs. Washington & Lee, 1911; vs. Virginia, 1958; vs. NC State, 2012
Most Field Goals Scored: 6 vs. Duke, 1999
Largest Victory Margin: 66 vs. Idaho (66-0), 2012
Biggest Deficit Overcome to Win: 21 vs. Georgia Tech, 2015 (trailed 21-0 with 4:34 remaining in the second quarter before rallying for a 38-31 win)
Biggest Deficit Overcome to Win at home: 17 points vs. Virginia, 1997 (trailed 20-3 with 3:28 left in the second quarter before winning, 48-20)
Biggest Fourth Quarter Deficit Overcome to Win: 14 points vs. East Carolina, 1973 (Trailed 21-7 entering final period before winning, 28-27)

SINGLE-SEASON POINTS BY CLASS

Freshman: 100 by Leon Johnson, TB, 1993
Sophomore: 114 by Giovani Bernard, TB, 2012
Junior: 127 by Nick Weiler, PK, 2015
Senior: 126 by Don McCauley, 1970

SINGLE-GAME POINT LEADERS BY CLASS

Freshman: 26 by Leon Johnson vs. Duke, 1993
Sophomore: 20 by William Humes vs. NC State, 1984
Junior: 36 by Kelvin Bryant vs. East Carolina, 1981
Senior: 30 by Don McCauley vs. Duke, 1970

MOST POINTS SCORED BY A FRESHMAN

Game: 26 by Leon Johnson vs. Duke, 1993
Season: 100 by Leon Johnson, 1993

MOST TOUCHDOWNS SCORED

Quarter: 3 by Mike Voight vs. Army, 1976 (2nd); by Ronnie McGill vs. William & Mary, 2004 (4th)
Half: 4 by Kelvin Bryant vs. East Carolina, 1981 (1st)
Game: 6 by Kelvin Bryant vs. East Carolina, 1981
Season: 21 by Don McCauley, 1970
Career: 50 by Leon Johnson, 1993-96

MOST TOUCHDOWNS SCORED BY A FRESHMAN

Game: 4 by Leon Johnson vs. UTEP and vs. Duke, 1993; by T.J. Logan vs. Old Dominion, 2013
Season: 16 by Leon Johnson, 1993

MOST TOUCHDOWNS, TWO AND THREE CONSECUTIVE GAMES

2 Games: 11 by Kelvin Bryant, 1981 (6 vs. East Carolina, 5 vs. Miami (Ohio))
3 Games: 15 by Kelvin Bryant, 1981 (6 vs. East Carolina, 5 vs. Miami, 4 vs. Boston College)



Kelvin Bryant scored a school record six touchdowns in a win over East Carolina in 1981. Bryant ranks fifth in career rushing at UNC with 3,267 yards.

MOST CONSECUTIVE GAMES SCORING A TOUCHDOWN

9 by Charlie Justice (last six games of 1947 and first three of 1948)

MOST GAMES SCORING A TOUCHDOWN

Season: 10 by Don McCauley, TB, 1970; by Giovani Bernard, TB, 2012; by Elijah Hood, TB, 2015
Career: 28 by Leon Johnson, 1993-96

MOST TOUCHDOWNS SCORED BY TWO PLAYERS

Season: 31 by Elijah Hood, TB (17) and Marquise Williams, QB (14), 2015

MOST POINTS SCORED BY TWO PLAYERS

Game: 44 by Kelvin Bryant, TB (36) and Jeff Hayes, PK (8) vs. East Carolina, 1981
Season: 229 by Nick Weiler, PK (127) and Elijah Hood, TB (102)

MOST TWO-POINT CONVERSIONS

Game: 2 by Emil DeCantis vs. Virginia, 1958; by Jack Tabb vs. NC State, 2012
Season: 3 by Emil DeCantis, 1958; by Jack Tabb, 2012
Career: 4 by Dick Oliver, 1972-74

RUSHING RECORDS

RUSHING YARDS

CAREER

Rk.	Name, Years	Yards
1.	Amos Lawrence, 1977-80	4,391
2.	Mike Voight, 1973-76	3,971
3.	Leon Johnson, 1993-96	3,693
4.	Kelvin Bryant, 1979-82	3,267
5.	Don McCauley, 1968-70	3,172
6.	Ethan Horton, 1981-84	3,074
	Natrone Means, 1990-92	3,074
8.	Charlie Justice, 1946-49	2,634
9.	Tyrone Anthony, 1980-83	2,516
10.	Giovani Bernard, 2011-12	2,481
11.	Marquise Williams, 2012-15	2,458
12.	Ronnie McGill, 2003-06	2,393
13.	Shaun Draughn, 2007-10	2,070
14.	Curtis Johnson, 1992-94	1,999
15.	Ken Willard, 1962-64	1,949
16.	James Betterson, 1973-75	1,903
17.	Ike Oglesby, 1970-72	1,773
18.	Jacque Lewis, 2001-04	1,746
19.	Elijah Hood, 2014-present	1,722
20.	Doug Paschal, 1976-79	1,714

SEASON

Rk.	Name, Year	Yards
1.	Don McCauley, 1970	1,720
2.	Elijah Hood, 2015	1,463
3.	Mike Voight, 1976	1,407
4.	Giovani Bernard, 2011	1,253
5.	Mike Voight, 1975	1,250
	Derrick Fenner, 1986	1,250
7.	Ethan Horton, 1984	1,247
8.	Giovani Bernard, 2012	1,228
9.	Amos Lawrence, 1977	1,211
10.	Natrone Means, 1992	1,195

GAME

Rk.	Name, Opponent, Year	Yards
1.	Derrick Fenner vs. Virginia, 1986	328
2.	Kennard Martin vs. Duke, 1988	291
3.	Amos Lawrence vs. Virginia, 1977	286
4.	Don McCauley vs. Duke, 1970	279
5.	Giovani Bernard vs. Virginia Tech, 2012	262
6.	Mike Voight vs. Duke, 1976	261
7.	Natrone Means vs. Duke, 1990	256
8.	Natrone Means vs. Maryland, 1992	249
9.	Kelvin Bryant vs. Duke, 1981	247
10.	Ronnie McGill vs. Wake Forest, 2003	244
11.	Tyrone Anthony vs. Duke, 1983	232
12.	Mike Voight vs. Clemson, 1975	228
13.	Tyrone Anthony vs. Wake Forest, 1981	224
14.	Elijah Hood vs. NC State, 2015	220
15.	Amos Lawrence vs. NC State, 1977	216
16.	Derrick Fenner vs. The Citadel, 1986	216
17.	Natrone Means vs. Virginia, 1992	216
18.	Amos Lawrence vs. Army, 1979	214
19.	Kelvin Bryant vs. East Carolina, 1981	211
20.	Mike Voight vs. East Carolina, 1975	209
21.	Ethan Horton vs. Memphis State, 1984	209
22.	Ethan Horton vs. Vanderbilt, 1982	201

RUSHING ATTEMPTS

CAREER

Rk.	Name, Years	Attempts
1.	Amos Lawrence, 1977-80	881
2.	Mike Voight, 1973-76	826
3.	Leon Johnson, 1993-96	797
4.	Natrone Means, 1990-92	605
5.	Ethan Horton, 1981-84	604



Amos Lawrence

TOP FIVE CAREER RUSHING LEADERS

1. AMOS LAWRENCE

Year	Carries	Yards	Avg.	TD
1977	193	1211	6.3	6
1978	234	1043	4.5	2
1979	225	1019	4.5	9
1980	229	1118	4.9	11
Totals	881	4391	5.0	28

2. MIKE VOIGHT

Year	Carries	Yards	Avg.	TD
1973	49	281	5.7	2
1974	203	1033	5.1	11
1975	259	1250	4.8	11
1976	315	1407	4.5	18
Totals	826	3971	4.8	42

SEASON

Rk.	Name, Year	Attempts
1.	Don McCauley, 1970	324
2.	Mike Voight, 1976	315
3.	Mike Voight, 1975	259
4.	Jonathan Linton, 1997	248
5.	Leon Johnson, 1996	242
6.	Giovani Bernard, 2011	239
7.	Ethan Horton, 1984	238
8.	Natrone Means, 1992	236
9.	Amos Lawrence, 1978	234
10.	Amos Lawrence, 1980	229

GAME

Rk.	Name, Opponent, Year	Attempts
1.	Don McCauley vs. Duke, 1970	47
	Mike Voight vs. Duke, 1976	47
3.	Mike Voight vs. East Carolina, 1975	42
4.	Ike Oglesby vs. Illinois 1971	39
	Mike Voight vs. NC State, 1975	39
	Ethan Horton vs. Memphis State, 1984	39
	Derrick Fenner vs. Virginia, 1986	39
	Kennard Martin vs. Duke, 1988	39

RUSHING TOUCHDOWNS

CAREER

Rk.	Name, Years	TDs
1.	Leon Johnson, 1993-96	43
2.	Mike Voight, 1973-76	42
3.	Marquise Williams, 2012-15	35
4.	Natrone Means, 1990-92	34
5.	Kelvin Bryant, 1979-82	32
6.	Don McCauley, 1968-70	29
7.	Charlie Justice, 1946-49	28
	Amos Lawrence, 1977-80	28
9.	Ryan Houston, 2007-11	25
	Giovani Bernard, 2011-12	25

SEASON

Rk.	Name, Year	TDs
1.	Don McCauley, 1970	19
2.	Mike Voight, 1976	18
3.	Kelvin Bryant, 1981	17
	Elijah Hood, 2015	17
5.	Leon Johnson, 1993	14
6.	Natrone Means, 1992	13
	Giovani Bernard, 2011	13
	Marquise Williams, 2014	13
	Marquise Williams, 2015	13

GAME

Rk.	Name, Opponent, Year	TDs
1.	Kelvin Bryant vs. ECU, 1981	6

3. LEON JOHNSON

Year	Carries	Yards	Avg.	TD
1993	179	1012	5.7	14
1994	151	805	5.3	7
1995	225	963	4.3	12
1996	242	913	3.8	10
Totals	797	3693	4.6	43

4. KELVIN BRYANT

Year	Carries	Yards	Avg.	TD
1979	42	149	3.5	1
1980	177	1039	5.9	11
1981	152	1015	6.7	17
1982	228	1064	4.7	3
Totals	599	3267	5.5	32

5. DON MCCAULEY

Year	Carries	Yards	Avg.	TD
1968	75	360	4.8	2
1969	204	1092	5.4	8
1970	324	1720	5.3	19
Totals	603	3172	5.3	29

YARDS PER RUSH

CAREER

(MIN. 150 RUSHES)	RUSHES-YDS	AVG
1.	Ed Sutton, 1954-56	193-1,334 6.9

(MIN. 300 RUSHES)

RUSHES-YDS	AVG
1.	Giovani Bernard, 2011-12 423-2,481 5.9

SEASON

(MIN. 100 RUSHES)	RUSHES	AVG
1.	Charlie Justice, 1946	131 7.2
2.	Elijah Hood, 2015	219 6.680
3.	Kelvin Bryant, 1981	152 6.677
4.	Giovani Bernard, 2012	184 6.673
5.	Amos Lawrence, 1977	193 6.3
6.	Derrick Fenner, 1986	200 6.3
7.	Ed Sutton, 1956	120 6.2
8.	Lewis Jolley, 1971	117 6.1
9.	Marquise Williams, 2015	158 6.0
10.	Curtis Johnson, 1993	173 5.976

GAME

(MIN. 15 RUSHES)	RUSHES	AVG
1.	Giovani Bernard vs. Va. Tech, 2012	23-262 11.4
2.	Kelvin Bryant vs. ECU, 1981	19-211 11.1

RUSHING RECORDS

MISCELLANEOUS RUSHING RECORDS

SINGLE-SEASON TEAM BESTS

Most Rushes: 732 in 1970
Most Yards: 3,142 in 2015
Most Yards Gained Per Game: 285.2 in 1970 (3,137 in 11)
Highest Average Gain Per Rush (Min. 400 Rushes): 6.0 in 2015 (527 for 3,142)
Most Touchdowns Rushing: 40 in 2015

SINGLE-GAME TEAM BESTS

Most Rushes: 82 vs. NC State, 1961; vs. Clemson, 1969
Most Rushes, Both Teams: 134 vs. South Carolina, 1974 (UNC 54, South Carolina 80)
Fewest Rushes: 17 vs. Clemson, 1992; vs. Ga. Tech, 2001
Fewest Rushes, Both Teams: 59 vs. Wake Forest, 1997 (UNC 36, Wake Forest 23); vs. Clemson, 2010 (UNC 32, CU 27); vs. NC State, 2010 (UNC 26, NCSU 33)
Most Yards Gained: 555 vs. Virginia, 1945
Most Yards Gained, Both Teams: 889 vs. Baylor, 2015 (UNC 244, Baylor 645)
Fewest Yards Gained: -28 vs. Florida State, 1997
Fewest Yards Gained, Both Teams: 21 vs. Louisville, 1996 (UNC 20, Louisville 1)
Most Yards Gained in a Loss: 406 vs. Duke, 1988 (29-35)
Fewest Yards Gained in a Win: 13 vs. Duke, 1984 (17-15)
Highest Average Gain Per Rush (Min. 50 Rushes): 9.64 vs. The Citadel, 1939 (50 for 482)
Most Touchdowns Scored by Rushing: 8 vs. ECU, 1981

SINGLE-SEASON YARDAGE LEADERS BY CLASS

Freshman: 1,253 by Giovanni Bernard, 2011
Sophomore: 1,463 by Elijah Hood, 2015
Junior: 1,250 by Mike Voight, 1975
Senior: 1,720 by Don McCauley, 1970

SINGLE-GAME YARDAGE LEADERS BY CLASS

Freshman: 286 by Amos Lawrence vs. Virginia, 1977
Sophomore: 328 by Derrick Fenner vs. Virginia, 1986
Junior: 249 by Natrone Means vs. Maryland, 1992
Senior: 279 by Don McCauley vs. Duke, 1970

MOST RUSHES

Quarter: 16 by Ethan Horton vs. Memphis State, 1984 (3rd); 16 by Ethan Horton vs. Maryland, 1984 (1st); 16 by Shaun Draughn vs. ECU, 2010 (4th)
Half: 30 by Don McCauley vs. Duke, 1970 (1st)
Game: 47 by Don McCauley vs. Duke, 1970; 47 by Mike Voight vs. Duke, 1976
Season: 324 by Don McCauley, 1970
Career: 881 by Amos Lawrence, 1977-80

MOST RUSHES PER GAME

Season: 29.5 by Don McCauley, 1970 (324 in 11)
Career: 20.5 by Amos Lawrence, 1977-80 (881 in 43)

MOST RUSHES BY A FRESHMAN

Game: 37 by Natrone Means vs. Duke, 1990
Season: 239 by Giovanni Bernard, 2011

MOST CONSECUTIVE RUSHES BY SAME PLAYER

Game: 17 by Ryan Houston vs. Duke, 2009

MOST RUSHES IN TWO CONSECUTIVE GAMES

79 by Don McCauley vs. Clemson (32) and Duke (47), 1970

MOST YARDS GAINED

Quarter: 134 by Torin Dorn vs. Illinois, 1987 (3rd)
Half: 224 by Ronnie McGill vs. Wake Forest, 2003 (2nd)
Game: 328 by Derrick Fenner vs. Virginia, 1986
Season: 1,720 by Don McCauley, 1970
Career: 4,391 by Amos Lawrence, 1977-80

MOST YARDS GAINED PER GAME

Season: 156.4 by Don McCauley, 1970 (1720 in 11)
Career: 102.3 by Don McCauley, 1968-70 (3172 in 31)

MOST YARDS GAINED BY A QUARTERBACK

Game: 174 by Ricky Lanier vs. VMI, 1969
Season: 948 by Marquise Williams, 2015
Career: 2,458 by Marquise Williams, 2012-15

MOST GAMES GAINING 100 OR MORE YARDS

Season: 10 by Don McCauley, 1970
Career: 23 by Amos Lawrence, 1977-80
Freshman: 7 by Giovanni Bernard, 2011

MOST CONSECUTIVE GAMES GAINING 100 YARDS OR MORE

8 by Don McCauley (last five games of 1969 and first three of 1970)

MOST GAMES GAINING 200 YARDS OR MORE

Season: 2 by Mike Voight, 1975; by Amos Lawrence, 1977; by Kelvin Bryant, 1981; by Derrick Fenner, 1986; by Natrone Means, 1992
Career: 3 by Mike Voight, 1973-76; by Amos Lawrence, 1977-80; by Natrone Means, 1990-92

MOST YARDS GAINED, TWO, THREE, FOUR & FIVE CONSECUTIVE GAMES

2 Games: 463 by Don McCauley, 1970 (184 vs. Clemson and 279 vs. Duke)
3 Games: 612 by Mike Voight, 1976 (161 vs. Clemson, 190 vs. Virginia and 261 vs. Duke)
4 Games: 740 by Mike Voight, 1975 (155 vs. NC State, 209 vs. East Carolina, 148 vs. Wake Forest and 228 vs. Clemson)
5 Games: 909 by Mike Voight, 1975 (169 vs. Notre Dame, 155 vs. NC State, 209 vs. East Carolina, 148 vs. Wake Forest and 228 vs. Clemson)

MOST SEASONS GAINING 1,000 YARDS OR MORE

4 by Amos Lawrence (1977, 1978, 1979 and 1980)

MOST YARDS GAINED BY TWO PLAYERS, SAME TEAM

Game: 400 by Derrick Fenner (328) & James Thompson (72) vs. Virginia, 1986
Season: 2,411 by Elijah Hood (1,463) & Marquise Williams (948), 2015

MOST YARDS GAINED IN FIRST GAME OF CAREER

109 by Derrick Fenner vs. Wake Forest, 1985

MOST YARDS GAINED IN OPENING GAME OF SEASON

216 by Derrick Fenner vs. The Citadel, 1986 (Overall Record); 102 by Charlie Justice vs. Virginia Tech, 1946 (Freshman Record)

MOST CAREER YARDS GAINED AGAINST ONE OPPONENT

635 by Amos Lawrence vs. Virginia, 1977-80 (286, 131, 123, 95); 635 by Kelvin Bryant vs. Duke, 1979-82 (29, 199, 247, 160)

MOST TOUCHDOWNS SCORED BY RUSHING

Game: 6 by Kelvin Bryant vs. East Carolina, 1981
Season: 19 by Don McCauley, 1970
Career: 43 by Leon Johnson, 1993-96

MOST TOUCHDOWNS SCORED RUSHING BY A QUARTERBACK

Season: 13 by Marquise Williams, 2014 & 2015
Career: 35 by Marquise Williams, 2012-15

MOST YARDS GAINED AS A FRESHMAN

Game: 286 by Amos Lawrence vs. Virginia, 1977
Season: 1,253 by Giovanni Bernard, 2011

LONGEST RUN FROM SCRIMMAGE

Senior: 95 yards by S.A. Ashe vs. Trinity, 1891
Junior: 83 yards by Tyrone Anthony vs. Army, 1982
Sophomore: 90 yards by Curtis Johnson vs. Maryland, 1993
Freshman: 76 yards by Natrone Means vs. Duke, 1990; 76 yards by Curtis Johnson vs. Clemson, 1992
Quarterback: 86 yards by George Stirnweiss vs. The Citadel, 1939

LONGEST UNC TOUCHDOWN RUN & LONGEST RUN IN KENAN STADIUM

90 yards by Curtis Johnson vs. Maryland, 1993

HIGHEST AVERAGE GAIN PER RUSH

Game: (Min. 15 rushes) 11.4 by Giovanni Bernard vs. Virginia Tech (23 for 262)
Season: (Min. 100 rushes) 7.2 by Charlie Justice, 1946 (131

TEAM SINGLE-GAME RUSHING HIGHS & LOWS

SINGLE-GAME HIGHS, CAROLINA RUSHING ATTEMPTS

82 vs. NC State, 1961
 82 vs. Clemson, 1969
 81 vs. NC State, 1971
 78 vs. Virginia, 1959
 78 vs. NC State, 1970

SINGLE-GAME LOWS, CAROLINA RUSHING ATTEMPTS

17 vs. Clemson, 1992
 17 vs. Georgia Tech, 2001
 19 vs. Duke, 1943 (first game)
 20 vs. Wake Forest, 1944
 20 vs. Duke, 1945

SINGLE-GAME HIGHS, OPPONENTS RUSHING ATTEMPTS

84 by Baylor, 2015 Russell Athletic Bowl
 83 by Oklahoma, 1980
 80 by South Carolina, 1974
 77 by Notre Dame, 1953
 77 by Oklahoma, 1955
 77 by NC State, 1978

SINGLE-GAME LOWS, OPPONENTS RUSHING ATTEMPTS

7 by Virginia, 1943
 14 by Virginia, 1935
 18 by South Carolina, 1943
 18 by NC State, 1961
 18 by Virginia, 2001

SINGLE-GAME HIGHS, CAROLINA RUSHING YARDS

555 vs. Virginia, 1945
 482 vs. The Citadel, 1939
 472 vs. Duke, 1970
 467 vs. Wake Forest, 1981
 457 vs. VMI, 1969

SINGLE-GAME LOWS, CAROLINA RUSHING YARDS

-28 vs. Florida State, 1997
 -22 vs. Fordham, 1941
 -21 vs. Duke, 1943 (first game)
 -19 vs. Virginia, 1950
 -8 vs. Duke, 1944

SINGLE-GAME HIGHS, OPPONENTS RUSHING YARDS

645 by Baylor, 2015 Russell Athletic Bowl
 495 by Oklahoma, 1980
 490 by Notre Dame, 1953
 472 by Michigan State, 1962
 468 by South Carolina, 1974

SINGLE-GAME LOWS, OPPONENTS RUSHING YARDS

-33 by Virginia, 1935
 -27 by Wake Forest, 1937
 -22 by The Citadel, 1939
 -12 by Duke, 1947
 -6 by Wake Forest, 1935

for 943); (Min. 200 rushes) 6.3 by Derrick Fenner, 1986 (200 for 1,250)

Career: (Min. 150 rushes) 6.9 by Ed Sutton, 1954-56 (193 for 1,334); (Min. 300 rushes) 5.9 by Giovanni Bernard, 2011-12 (423 for 2,481)

TWO PLAYERS GAINING 1,000 YARDS, SAME SEASON

James Betterson (1,082) and Mike Voight (1,033), 1974
 Amos Lawrence (1,118) and Kelvin Bryant (1,039), 1980
 Ethan Horton (1,107) and Tyrone Anthony (1,063), 1983
 Curtis Johnson (1,034) and Leon Johnson (1,012), 1993

MOST YARDS GAINED BY TWO OPPOSING PLAYERS IN SAME GAME

448 by Kennard Martin (291) of North Carolina and Roger Boone (157) of Duke, 1988

HIGHEST AVERAGE YARDS PER TOUCHDOWN RUN

Season (min. 10 TDs): 31.3 by Curtis Johnson, 1993 (11 TDs for 344 yards)
Career (min. 25 TDs): 22.0 by Charlie Justice, 1946-49 (28 for 615)

ACC 100-YARD RUSHING GAMES

Year	Yards, Name, Opponent
2015	138 Elijah Hood vs. South Carolina
	105 Marquise Williams vs. Illinois
	129 Elijah Hood vs. Illinois
	148 Marquise Williams vs. Georgia Tech
	101 Elijah Hood vs. Wake Forest
	101 Elijah Hood vs. Virginia
	101 Marquise Williams vs. Miami
	132 Elijah Hood vs. Miami
	115 Elijah Hood vs. Virginia Tech
	100 T.J. Logan vs. NC State
	220 Elijah Hood vs. NC State
	118 Elijah Hood vs. Baylor (Russell Athletic)
2014	132 Marquise Williams vs. Notre Dame
	122 Marquise Williams vs. Pittsburgh
	116 T.J. Logan vs. Duke
	110 T.J. Logan vs. Rutgers
2013	137 T.J. Logan vs. Old Dominion
	104 Marquise Williams vs. Duke
2012	106 A.J. Blue at Wake Forest
	262 Giovanni Bernard vs. Virginia Tech
	177 Giovanni Bernard at Miami
	143 Giovanni Bernard at Duke
	135 Giovanni Bernard vs. NC State
	163 Giovanni Bernard vs. Maryland
2011	102 Giovanni Bernard vs. Virginia
	155 Giovanni Bernard at Georgia Tech
	146 Giovanni Bernard at East Carolina
	109 Giovanni Bernard vs. Louisville
	110 Giovanni Bernard vs. Miami
	154 Giovanni Bernard vs. Wake Forest
	165 Giovanni Bernard vs. Duke
2010	113 Johnny White vs. Georgia Tech
	140 Johnny White vs. East Carolina
	137 Shaun Draughn vs. East Carolina
	164 Johnny White vs. William & Mary
	116 Anthony Elzy vs. Duke
	160 Shaun Draughn vs. Tennessee* (Music City)
2009	118 Shaun Draughn vs. The Citadel
	126 Shaun Draughn vs. Florida State
	164 Ryan Houston vs. Duke
2008	110 Shaun Draughn vs. Duke
	138 Shaun Draughn vs. Virginia
	109 Shaun Draughn vs. Connecticut
	106 Brandon Tate vs. McNeese State
2007	154 Greg Little vs. Duke
2006	101 Ronnie McGill vs. NC State
	117 Ronnie McGill vs. Wake Forest
	114 Ronnie McGill vs. Furman
2005	129 Barrington Edwards vs. NC State
	118 Ronnie McGill vs. Virginia
	146 Ronnie McGill vs. Duke
2004	133 Ronnie McGill vs. William & Mary
	123 Jacque Lewis vs. William & Mary
	161 Jacque Lewis vs. Georgia Tech
	175 Chad Scott vs. Miami
	122 Chad Scott vs. Virginia Tech
	144 Chad Scott vs. Duke
2003	110 Darian Durant vs. Clemson
	244 Ronnie McGill vs. Wake Forest
2002	102 Jacque Lewis vs. Duke
2001	102 Willie Parker vs. Maryland
	147 Andre' Williams vs. Virginia
	131 *Willie Parker vs. Auburn (Peach)
2000	158 Willie Parker vs. Maryland
	105 Ronald Curry vs. Duke
1999	110 Anthony Saunders vs. Georgia Tech
1998	143 Rufus Brown vs. Wake Forest
1997	121 Jonathan Linton vs. Indiana
	138 Jonathan Linton vs. Georgia Tech
	177 Jonathan Linton vs. NC State
	199 Jonathan Linton vs. Duke
1996	100 Leon Johnson vs. Georgia Tech
	101 Leon Johnson vs. Wake Forest
	109 Leon Johnson vs. Clemson
	167 Leon Johnson vs. Duke
1995	102 Jonathan Linton vs. Maryland
	139 Leon Johnson vs. NC State
	167 Leon Johnson vs. Wake Forest
	195 *Leon Johnson vs. Arkansas (Carquest)
1994	110 Leon Johnson vs. Georgia Tech
	111 Curtis Johnson vs. Georgia Tech
	123 Curtis Johnson vs. Wake Forest
	133 Leon Johnson vs. NC State
	140 Leon Johnson vs. Duke
1993	101 Leon Johnson vs. Maryland
	106 Leon Johnson vs. UTEP
	119 Leon Johnson vs. Wake Forest
	132 Curtis Johnson vs. Wake Forest
	142 Leon Johnson vs. Duke
	144 Curtis Johnson vs. Ohio University
	147 Leon Johnson vs. Ohio University
	153 Curtis Johnson vs. NC State
	168 Curtis Johnson vs. Maryland
1992	102 Natrone Means vs. Army
	104 Jason Stanicek vs. Furman
	112 Natrone Means vs. Wake Forest
	112 Natrone Means vs. Navy
	121 Natrone Means vs. Georgia Tech
	216 Natrone Means vs. Virginia
	249 Natrone Means vs. Maryland
	128 *Natrone Means vs. Miss. State Peach)
1991	101 William Henderson vs. Maryland
	101 Natrone Means vs. Maryland
	106 Randy Jordan vs. Cincinnati
	108 Randy Jordan vs. Duke
	144 Natrone Means vs. South Carolina
	153 Randy Jordan vs. William & Mary
	167 Natrone Means vs. Wake Forest
	181 Natrone Means vs. Duke
1990	111 Natrone Means vs. Maryland
	114 Eric Blount vs. Kentucky
	134 Natrone Means vs. Wake Forest
	256 Natrone Means vs. Duke
1989	102 Eric Blount vs. VMI
	117 Aaron Staples vs. Wake Forest
1988	116 Kennard Martin vs. Clemson
	160 Kennard Martin vs. Louisville
	177 Kennard Martin vs. Maryland
	291 Kennard Martin vs. Duke
1987	116 Torin Dorn vs. Virginia
	127 Eric Starr vs. Navy
	129 Eric Starr vs. NC State
	165 Torin Dorn vs. Illinois
1986	101 *Torin Dorn vs. Arizona (Aloha)
	102 Eric Starr vs. NC State
	113 Derrick Fenner vs. Georgia Tech
	173 Derrick Fenner vs. Maryland
	184 Eric Starr vs. Duke
	328 Derrick Fenner vs. Virginia
	216 Derrick Fenner vs. The Citadel
1985	104 William Humes vs. VMI
	109 Derrick Fenner vs. Wake Forest
	109 William Humes vs. Virginia
	134 William Humes vs. Clemson
	150 Derrick Fenner vs. NC State
1984	209 Ethan Horton vs. Memphis State
	122 Ethan Horton vs. NC State
	126 Ethan Horton vs. Maryland
	133 Ethan Horton vs. Clemson
	141 Ethan Horton vs. Wake Forest
	156 William Humes vs. NC State
	162 Ethan Horton vs. Boston College
	209 Ethan Horton vs. Memphis State
1983	107 Ethan Horton vs. Duke
	111 Ethan Horton vs. NC State
	113 Ethan Horton vs. Georgia Tech
	114 Ethan Horton vs. South Carolina
	116 Ethan Horton vs. Wake Forest
	119 Eddie Colson vs. Wake Forest
	130 Tyrone Anthony vs. NC State
	137 Ethan Horton vs. Memphis State
	141 Ethan Horton vs. William & Mary
	146 Tyrone Anthony vs. Virginia
	157 Tyrone Anthony vs. Wake Forest
	161 William Humes vs. Miami (Ohio)
	232 Tyrone Anthony vs. Duke
1982	119 *Ethan Horton vs. Texas (Sun)
	107 Kelvin Bryant vs. NC State
	110 Ethan Horton vs. Georgia Tech
	130 Kelvin Bryant vs. Maryland
	136 Tyrone Anthony vs. Army
	142 Kelvin Bryant vs. Wake Forest
	149 Kelvin Bryant vs. Bowling Green
	150 Kelvin Bryant vs. Virginia
	160 Kelvin Bryant vs. Duke
	179 Tyrone Anthony vs. Wake Forest
	201 Ethan Horton vs. Vanderbilt
1981	136 Kelvin Bryant vs. Miami (Ohio)
	158 Bobby Ratliff vs. Wake Forest
	171 Kelvin Bryant vs. Virginia
	173 Kelvin Bryant vs. Boston College
	183 Tyrone Anthony vs. NC State
	224 Tyrone Anthony vs. Wake Forest
	211 Kelvin Bryant vs. East Carolina
	247 Kelvin Bryant vs. Duke
	144 *Ethan Horton vs. Arkansas (Gator)
	148 *Kelvin Bryant vs. Arkansas (Gator)
1980	102 Amos Lawrence vs. Georgia Tech
	103 Amos Lawrence vs. Maryland
	105 Kelvin Bryant vs. Furman
	106 Amos Lawrence vs. Oklahoma
	107 Kelvin Bryant vs. East Carolina
	108 Kelvin Bryant vs. NC State
	111 Kelvin Bryant vs. Virginia
	112 Kelvin Bryant vs. Georgia Tech
	112 Amos Lawrence vs. Clemson
	119 Amos Lawrence vs. Furman
	138 Amos Lawrence vs. East Carolina
	138 Kelvin Bryant vs. Clemson
	143 Amos Lawrence vs. Duke
	199 Kelvin Bryant vs. Duke
	104 *Amos Lawrence vs. Texas (Bluebonnet)
1979	111 Doug Paschal vs. Cincinnati
	117 Doug Paschal vs. NC State
	118 Billy Johnson vs. Maryland
	123 Amos Lawrence vs. Virginia
	139 Amos Lawrence vs. South Carolina
	143 Amos Lawrence vs. Cincinnati
	151 Doug Paschal vs. East Carolina
	165 Amos Lawrence vs. Duke
	214 Amos Lawrence vs. Army
	118 *Amos Lawrence vs. Michigan (Gator)
1978	100 Chuck Sharpe vs. Virginia
	131 Amos Lawrence vs. Virginia
	151 Amos Lawrence vs. Richmond
	155 Amos Lawrence vs. South Carolina
	167 Amos Lawrence vs. Duke
	180 Amos Lawrence vs. Wake Forest
1977	101 Amos Lawrence vs. Northwestern
	109 Amos Lawrence vs. Wake Forest
	138 Amos Lawrence vs. Duke
	150 Amos Lawrence vs. Clemson
	216 Amos Lawrence vs. NC State
	286 Amos Lawrence vs. Virginia
1976	261 Mike Voight vs. Duke
	112 Mike Voight vs. East Carolina
	142 Mike Voight vs. Florida
	161 Mike Voight vs. Clemson
	168 Mike Voight vs. Army
	190 Mike Voight vs. Virginia
	261 Mike Voight vs. Duke
1975	155 Mike Voight vs. NC State
	209 Mike Voight vs. East Carolina
	103 James Betterson vs. Virginia

100-YARD RUSHING GAMES

	106	James Betterson vs. Ohio State
	148	Mike Voight vs. Wake Forest
	155	Mike Voight vs. NC State
	169	Mike Voight vs. Notre Dame
	228	Mike Voight vs. Clemson
	209	Mike Voight vs. East Carolina
1974	102	Mike Voight vs. Ohio University
	105	James Betterson vs. Georgia Tech
	111	Mike Voight vs. NC State
	113	Mike Voight vs. Pittsburgh
	113	James Betterson vs. South Carolina
	129	James Betterson vs. Clemson
	134	James Betterson vs. Ohio University
	146	Mike Voight vs. Virginia
	172	Mike Voight vs. Army
1973	130	Sammy Johnson vs. East Carolina
	168	Sammy Johnson vs. William & Mary
	171	Sammy Johnson vs. Wake Forest
1972	104	Sammy Johnson vs. East Carolina
	111	Tim Kirkpatrick vs. Clemson
	119	Ike Oglesby vs. East Carolina
	126	Ike Oglesby vs. Kentucky
1971	105	Lewis Jolley vs. Clemson
	110	Ike Oglesby vs. Maryland
	126	Ike Oglesby vs. Richmond
	146	Billy Hite vs. William & Mary
	159	Lewis Jolley vs. Duke
	167	Lewis Jolley vs. Virginia
	167	Ike Oglesby vs. Illinois
1970	106	Ike Oglesby vs. VMI
	110	Ike Oglesby vs. NC State
	123	Don McCauley vs. Maryland
	125	Don McCauley vs. Wake Forest
	127	Don McCauley vs. VMI
	145	Don McCauley vs. Virginia
	148	Don McCauley vs. Tulane
	160	Don McCauley vs. Kentucky
	171	Don McCauley vs. NC State
	183	Don McCauley vs. South Carolina
	184	Don McCauley vs. Clemson
	279	Don McCauley vs. Duke
	143	*Don McCauley vs. Arizona State (Peach)
1969	112	Don McCauley vs. Clemson
	132	Don McCauley vs. Vanderbilt
	133	Don McCauley vs. VMI
	138	Don McCauley vs. Duke
	145	Don McCauley vs. Virginia
	174	Ricky Lanier vs. VMI
	188	Don McCauley vs. Wake Forest
1968	173	Gayle Bomar vs. Wake Forest
1967	117	Gayle Bomar vs. Maryland
1965	102	Danny Talbott vs. Georgia
	127	Max Chapman vs. Ohio State
1964	107	Ken Willard vs. Duke
	109	Ken Willard vs. NC State
	116	Ken Willard vs. Wake Forest
	121	Ken Willard vs. Virginia
	139	Ken Willard vs. South Carolina
	172	Eddie Kesler vs. Duke
1963	112	Ken Willard vs. Miami (Fla.)
1962	113	Ken Willard vs. Clemson
1961	100	Gib Carson vs. Maryland
	121	Gib Carson vs. Tennessee
1959	126	Wade Smith vs. Virginia
1958	123	Wade Smith vs. Wake Forest
	131	Ed Sutton vs. Duke
	136	Ed Sutton vs. Virginia
	136	Ed Sutton vs. Notre Dame
1956	131	Ed Sutton vs. Duke
1955	138	Ed Sutton vs. South Carolina
1954	102	Don Klochak vs. Virginia
	110	Connie Gravitte vs. Tulane
	124	Don Klochak vs. South Carolina
	127	Ed Sutton vs. Wake Forest
1953	100	Ken Keller vs. Notre Dame

	101	Dick Lackey vs. Notre Dame
1952	120	Flo Worrell vs. South Carolina
1951	109	Dick Wiess vs. Georgia
1950	152	Dick Bunting vs. William & Mary
1949	102	Charlie Justice vs. Wake Forest
	116	Billy Hayes vs. Duke
	107	*Billy Hayes vs. Rice (Cotton)
1948	105	Hosea Rodgers vs. Duke
	106	Charlie Justice vs. Georgia
	120	Charlie Justice vs. Duke
	159	Charlie Justice vs. Virginia
1947	106	Charlie Justice vs. Maryland
	112	Hosea Rodgers vs. Florida
	123	Charlie Justice vs. NC State
	135	Walt Pupa vs. Maryland
	141	Charlie Justice vs. Virginia
1946	102	Charlie Justice vs. Virginia Tech
	109	Charlie Justice vs. Tennessee
	128	Walt Pupa vs. Virginia
	139	Charlie Justice vs. Wake Forest
	163	Charlie Justice vs. Miami (Fla.)
	169	Charlie Justice vs. Virginia
1945	108	Bobby Oliphant vs. Virginia Tech
	119	Bob Warren vs. Virginia
1943	108	Hosea Rodgers vs. Virginia
	126	Eddie Teague vs. South Carolina
	155	George Grimes vs. Virginia
	165	Hosea Rodgers vs. Penn
1942	100	Joe Austin vs. Duquesne
	120	Bill Sigler vs. Virginia
1940	100	Jim Lalanne vs. Appalachian State
	105	Frank O'Hare vs. Davidson
	116	Jim Lalanne vs. TCU
1939	110	Jim Lalanne vs. The Citadel
	169	George Stirnweiss vs. The Citadel
1937	115	Art Ditt vs. Virginia
1936	100	Tom Burnette vs. Wake Forest
	101	Jim Hutchins vs. Virginia
	103	Randy Cooner vs. Virginia
	105	Art Ditt vs. NYU
	130	Jim Hutchins vs. South Carolina
1934	109	Harry Montgomery vs. Davidson
1931	116	Rip Slusser vs. Georgia Tech

* denotes bowl games

MOST CAREER 100-YARD GAMES

Rk.	Name	Number
1.	Amos Lawrence	25
2.	Kelvin Bryant	19
3.	Don McCauley	17
	Ethan Horton	17
5.	Mike Voight	16
6.	Leon Johnson	15
7.	Natrone Means	14
8.	Charlie Justice	12
	Giovani Bernard	12

100-YARD GAMES VS. ACC TEAMS

Team	No.	Most Recently
Duke	41	T.J. Logan, 2014 (116)
Virginia	38	Elijah Hood, 2015 (101)
Wake Forest	37	Elijah Hood, 2015 (101)
NC State	26	Elijah Hood, 2015 (220)
Clemson	16	Darian Durant, 2003 (110)
Georgia Tech	17	Marquise Williams, 2015 (148)
Miami	7	Elijah Hood (132) & Marquise Williams (101), 2015
Virginia Tech	5	Elijah Hood, 2015 (115)
Boston College	2	Ethan Horton, 1984 (162)
Florida State	1	Shaun Draughn, 2009 (126)
Pittsburgh	1	Marquise Williams, 2014 (122)



Elijah Hood rushed for 100 yards on eight occasions in 2015.

LONGEST RUNS

Rk.	Year	Player	Opp.	Yds.
1.	1891	S.A. Ashe	Trinity	95
2.	1993	Curtis Johnson	Maryland	*90
3.	1905	L.F. Abernethy	VMI	*87
4.	1939	George Stirnweiss	The Citadel	*86
5.	1931	Rip Slusser	Georgia Tech	*85
6.	1976	Mike Voight	Clemson	*84
7.	1982	Tyrone Anthony	Army	*83
8.	1980	Kelvin Bryant	Virginia	*81
9.	1895	Sam Nicklin	NC State	*80
	1902	G.R. Berkeley	Davidson	80
	1948	Charlie Justice	Virginia	*80
	1950	Dick Bunting	William & Mary	*80
	1969	Don McCauley	VMI	*80
14.	1984	Ethan Horton	Boston College	*79
15.	1922	Red Johnston	Maryland	*78
	1950	Dick Bunting	NC State	*78
17.	1932	Bill Croom	Virginia	*77
	1954	Ed Sutton	Wake Forest	*77
	2001	Willie Parker	Maryland	*77
20.	1947	Hosea Rodgers	Florida	*76
	1990	Natrone Means	Duke	*76
	1992	Natrone Means	Maryland	*76
	1992	Curtis Johnson	Clemson	*76
	2010	Johnny White	Miami	*76
25.	1893	Eugene Denson	Wash. & Lee	*75
	1896	F.J. Haywood	Guilford	*75
	1899	Herman Koehler	NC State	75
	1903	John Donnelly	Oak Ridge	*75
	1993	Curtis Johnson	Wake Forest	*75

* denotes touchdowns

ACC

PASSING RECORDS



T.J. Yates

TOP FIVE CAREER PASSING LEADERS (based on yards)

1. T.J. YATES

Year	Comp	Att	Int	Pct	Yds	TD
2007	218	365	18	.597	2,655	14
2008	81	135	4	.600	1,168	11
2009	214	355	15	.603	2,136	14
2010	282	422	9	.668	3,418	19
Totals	795	1277	46	.623	9,377	58

2. DARIAN DURANT

Year	Comp	Att	Int	Pct	Yds	TD
2001	142	223	10	.637	1,843	17
2002	147	248	9	.593	2,123	16
2003	234	389	10	.602	2,551	18
2004	178	299	9	.595	2,238	17
Totals	701	1159	38	.605	8,755	68

PASSING YARDS

CAREER

Rk.	Name, Years	Yards
1.	T.J. Yates, 2007-10	9,377
2.	Darian Durant, 2001-04	8,755
3.	Bryn Renner, 2010-13	8,221
4.	Marquise Williams, 2012-15	7,965
5.	Ronald Curry, 1998-2001	4,987
6.	Jason Stanicek, 1991-94	4,683
7.	Mike Thomas, 1991-95	4,368
8.	Matt Kupec, 1976-79	3,840
9.	Chris Keldorf, 1996-97	3,795
10.	Mark Maye, 1984, 1986-87	3,459
11.	Kevin Anthony, 1983-85	3,412
12.	Scott Stankavage, 1980-83	3,363
13.	Oscar Davenport, 1995-98	3,090
14.	Matt Baker, 2002-05	2,968
15.	Rod Elkins, 1979-82	2,707
16.	Jack Cummings, 1957-59	2,668
17.	Jonathan Hall, 1985-89	2,431
18.	Todd Burnett, 1988-91	2,404
19.	Junior Edge, 1961-63	2,388
20.	Bill Paschall, 1973-75	2,324

SEASON

Rk.	Name, Year	Yards
1.	T.J. Yates, 2010	3,418
2.	Bryn Renner, 2012	3,356
3.	Bryn Renner, 2011	3,086
4.	Marquise Williams, 2015	3,072
5.	Marquise Williams, 2014	3,068
6.	T.J. Yates, 2007	2,655
7.	Darian Durant, 2003	2,551
8.	Mike Thomas, 1995	2,436
9.	Chris Keldorf, 1996	2,347
10.	Matt Baker, 2005	2,345

3. BRYN RENNER

Year	Comp	Att	Int	Pct	Yds	TD
2010	1	2	0	.500	14	0
2011	239	350	13	.683	3,086	26
2012	276	422	7	.654	3,356	28
2013	152	231	5	.658	1,765	10
Totals	668	1,005	25	.665	8,221	64

4. MARQUISE WILLIAMS

Year	Comp	Att	Int	Pct	Yds	TD
2012	10	17	0	.588	127	1
2013	126	217	6	.581	1,698	15
2014	270	428	9	.631	3,068	21
2015	219	357	10	.613	3,072	24
Totals	625	1,019	25	.613	7,965	61

5. RONALD CURRY

Year	Comp	Att	Int	Pct	Yds	TD
1998	66	147	7	.449	975	6
1999	54	110	10	.491	682	3
2000	163	304	12	.536	2,325	11
2001	62	134	6	.463	1,005	8
Totals	345	695	35	.496	4,987	28

GAME

Rk.	Name, Opponent, Year	Yards
1.	Marquise Williams, 2015	494
2.	T.J. Yates vs. Florida State, 2010	439
3.	Darian Durant vs. Arizona State, 2002	417
4.	Chris Keldorf vs. Texas Christian, 1997	415
5.	T.J. Yates vs. LSU, 2010	412
6.	T.J. Yates vs. NC State, 2010	411
7.	Marquise Williams vs. Old Dominion, 2013	409
8.	Mark Maye vs. Georgia Tech, 1987	406
9.	Marquise Williams vs. Georgia Tech, 2014	390
10.	Ronald Curry vs. Georgia Tech, 2000	388
11.	Bryn Renner vs. East Carolina, 2013	366
12.	Bryn Renner vs. Louisville, 2012	363
13.	Darian Durant vs. Wake Forest, 2001	361
14.	Oscar Davenport vs. Georgia Tech, 1997	360
15.	Bryn Renner vs. NC State, 2012	358
16.	Bryn Renner vs. Georgia Tech, 2012	350
17.	Marquise Williams vs. Clemson, 2014	345
18.	T.J. Yates vs. East Carolina, 2007	344
19.	Chris Keldorf vs. Maryland, 1996	340
20.	T.J. Yates vs. Virginia, 2007	339
21.	Bryn Renner vs. Middle Tennessee, 2013	339
22.	Bryn Renner vs. Wake Forest, 2011	338
23.	Matt Baker vs. Maryland, 2005	335
24.	T.J. Yates vs. Virginia, 2010	325
25.	Darian Durant vs. NC State, 2003	323

PASSING TOUCHDOWNS

CAREER

Rk.	Name, Years	TDs
1.	Darian Durant, 2001-04	68
2.	Bryn Renner, 2010-13	64
3.	Marquise Williams, 2012-15	61
4.	T.J. Yates, 2007-10	58
5.	Chris Keldorf, 1996-97	35
6.	Matt Kupec, 1976-79	33
7.	Scott Stankavage, 1980-83	30
8.	Ronald Curry, 1998-2001	28
9.	Jason Stanicek, 1991-94	26
10.	Charlie Justice, 1946-49	25
	Rod Elkins, 1979-82	25

SEASON

Rk.	Name, Year	TDs
1.	Bryn Renner, 2012	28
2.	Bryn Renner, 2011	26
3.	Marquise Williams, 2015	24
4.	Chris Keldorf, 1996	23
5.	Marquise Williams, 2014	21
6.	T.J. Yates, 2010	19
7.	Matt Kupec, 1979	18
	Darian Durant, 2003	18
9.	Darian Durant, 2001	17
	Darian Durant, 2004	17

GAME

Rk.	Name, Opponent, Year	TDs
1.	Kevin Anthony vs. Wake Forest, 1985	5
	Darian Durant vs. Arizona State, 2002	5
	Bryn Renner vs. Louisville, 2012	5
	Bryn Renner vs. Maryland, 2012	5
	Marquise Williams vs. Old Dominion, 2013	5

COMPLETIONS

CAREER

Rk.	Name, Years	Comp.
1.	T.J. Yates, 2007-10	795
2.	Darian Durant, 2001-04	701
3.	Bryn Renner, 2010-13	668
4.	Marquise Williams, 2012-15	625
5.	Jason Stanicek, 1991-94	372
6.	Ronald Curry, 1998-2001	345
7.	Matt Kupec, 1976-79	305
	Chris Keldorf, 1996-97	305
9.	Mike Thomas, 1991-95	302
10.	Kevin Anthony, 1983-85	296

SEASON

Rk.	Name, Year	Comp.
1.	T.J. Yates, 2010	282
2.	Bryn Renner, 2012	276
3.	Marquise Williams, 2014	270
4.	Bryn Renner, 2011	239
5.	Darian Durant, 2003	234
6.	Marquise Williams, 2015	219
7.	T.J. Yates, 2007	218
8.	T.J. Yates, 2009	214
9.	Chris Keldorf, 1996	201
10.	Mike Thomas, 1995	185

GAME

Rk.	Name, Opponent, Year	Comp.
1.	Marquise Williams vs. Georgia Tech, 2014	38
2.	T.J. Yates vs. NC State, 2010	33
3.	Kevin Anthony vs. LSU, 1985	31
	Darian Durant vs. Syracuse, 2003 (3OT)	31
5.	Bryn Renner vs. NC State, 2012	30
6.	Bryn Renner vs. Miami, 2011	29
	Bryn Renner vs. Virginia, 2012	29
8.	T.J. Yates vs. LSU, 2010	28
	T.J. Yates vs. Duke, 2010	28
	Bryn Renner vs. Maryland, 2012	28
	Bryn Renner vs. East Carolina, 2013	28

ATTEMPTS

CAREER

Rk.	Name, Years	Attempts
1.	T.J. Yates, 2007-10	1,277
2.	Darian Durant, 2001-04	1,159
3.	Marquise Williams, 2012-15	1,019
4.	Bryn Renner, 2010-13	1,005
5.	Ronald Curry, 1998-2001	695
6.	Jason Stanicek, 1991-94	622
7.	Mike Thomas, 1991-95	573
8.	Matt Kupec, 1976-79	552
9.	Kevin Anthony, 1983-85	528
10.	Chris Keldorf, 1996-97	519

PASSING RECORDS

SEASON

Rk.	Name, Year	Attempts
1.	Marquise Williams, 2014	428
2.	T.J. Yates, 2010	422
	Bryn Renner, 2012	422
4.	Darian Durant, 2003	389
5.	T.J. Yates, 2007	365
6.	Marquise Williams, 2015	357
7.	T.J. Yates, 2009	355
8.	Bryn Renner, 2011	350
9.	Matt Baker, 2005	346
10.	Chris Keldorf, 1996	338

GAME

Rk.	Name, Opponent, Year	Attempts
1.	Kevin Anthony vs. LSU, 1985	53
2.	Jeff Beaver vs. Duke, 1966	50
3.	Bryn Renner vs. NC State, 2012	47
	Marquise Williams vs. Georgia Tech, 2014	47
5.	T.J. Yates vs. LSU, 2010	46
	Bryn Renner vs. East Carolina, 2013	46
7.	Darian Durant vs. Syracuse, 2003 (3OT)	44
	T.J. Yates vs. NC State, 2010	44
9.	Chris Keldorf vs. Louisville, 1996	43
	Bryn Renner vs. East Carolina, 2012	43
	Bryn Renner vs. South Carolina, 2013	43

COMPLETION PERCENTAGE

CAREER*

Rk.	Name, Years	Pct.
1.	Bryn Renner, 2010-13	.665
2.	T.J. Yates, 2007-10	.623
3.	Marquise Williams, 2012-15	.613
4.	Darian Durant, 2001-04	.605
5.	Oscar Davenport, 1995-98	.599
6.	Jason Stanicek, 1991-94	.598
7.	Chris Keldorf, 1996-97	.588
8.	Mark Maye, 1984, 1986-87	.562
9.	Kevin Anthony, 1983-85	.561
10.	Matt Kupec, 1976-79	.553

*minimum 200 attempts

SEASON*

Rk.	Name, Year	Cmp-Att.	Pct.
1.	Chris Kupec, 1974	104-150	.693
2.	Bryn Renner, 2011	239-350	.683
3.	T.J. Yates, 2010	282-422	.668
4.	Bryn Renner, 2013	152-231	.658
5.	Bryn Renner, 2012	276-422	.654
6.	Jason Stanicek, 1993	139-217	.641
7.	Darian Durant, 2001	142-223	.637
8.	Marquise Williams, 2014	270-428	.631
9.	Oscar Davenport, 1997	115-183	.628
10.	Mark Maye, 1986	110-176	.625

*minimum 100 attempts

PASSING EFFICIENCY

CAREER

Rk.	Name, Years	Rating
1.	Chris Kupec, 1972-74	160.09
2.	Bryn Renner, 2010-13	151.22
3.	Marquise Williams, 2012-15	141.84
4.	Chris Keldorf, 1996-97	137.05
5.	Darian Durant, 2001-04	136.74
6.	Oscar Davenport, 1995-98	132.21
7.	T.J. Yates, 2007-10	131.72
8.	Paul Miller, 1969-71	130.92
9.	Jason Stanicek, 1991-94	127.84
10.	Nick Vidnovic, 1971-73	124.57

SEASON*

Rk.	Name, Year	Rating
1.	Chris Kupec, 1974	174.3
2.	Bryn Renner, 2011	159.4
3.	T.J. Yates, 2008	153.6
4.	Bryn Renner, 2012	150.8
5.	Marquise Williams, 2015	150.2
6.	Darian Durant, 2001	149.3
7.	Jason Stanicek, 1993	145.8
8.	T.J. Yates, 2010	145.5
9.	Darian Durant, 2002	145.2
10.	Mark Maye, 1986	141.3

*minimum 100 attempts

GAME

Rk.	Name, Year	Rating
1.	Mitch Trubisky vs. Delaware, 2015	282.0
2.	Jason Stanicek vs. Maryland, 1993	263.48

MISCELLANEOUS PASSING RECORDS

SINGLE-GAME TEAM PASSING BESTS

Most Passes Attempted: 54 vs. LSU, 1985

Most Passes Attempted, Both Teams: 99 vs. NC State, 2012 (UNC 47, NC State 52)

Most Consecutive Passes Attempted Without a Rushing Play: 17 vs. Maryland, 1989

Fewest Passes Attempted: 0 vs. Navy, 1957

Fewest Pass Attempts, Both Teams: 1 vs. VPI, 1938 (1 by UNC, 0 by VPI)

Most Passes Completed: 38 vs. Georgia Tech, 2014

Most Passes Completed, Both Teams: 61 vs. East Carolina, 2013 (ECU 32, UNC 29)

Fewest Passes Completed: 0 vs. Duke, 1932; vs. VPI, 1938; vs. Wake Forest, 1942; vs. Penn State, 1943; vs. NC State, 1955; vs. Navy, 1957

Fewest Passes Completed, Both Teams: 0 vs. Wake Forest, 1942

Highest Percentage Completed (Min. 20 Att.): 95.7 vs. James Madison, 2011 (22 of 23)

Best Perfect Game: 11-11 vs. William & Mary, 1991

Most Pass Attempts Without an Interception: 53 vs. NC State, 2003

Most Passes Had Intercepted: 8 vs. Vanderbilt, 1932; vs. Duke, 1933

Most Yards Gained: 537 vs. Duke, 2015

Most Yards Gained, Both Teams: 892 vs. NC State, 2003 (UNC 469, NC State 423)

Fewest Yards Gained: -7 vs. Penn, 1943

Fewest Yards Gained, Both Teams: -13 vs. Penn, 1943 (-7 by UNC, -6 by Penn)

Most Yards Per Attempt (Min. 30 Att.): 13.43 vs. Duke, 2015 (40 for 537)

Most Yards Gained Per Completion (Min. 15 Comp.): 22.82 vs. Georgia Tech, 2000 (17 for 388)

SINGLE-GAME YARDAGE LEADERS BY CLASS

Freshman: 361 by Darian Durant vs. Wake Forest, 2001

Sophomore: 417 by Darian Durant vs. Arizona State, 2002

Junior: 390 by Marquise Williams vs. Georgia Tech, 2014

Senior: 524 by Marquise Williams vs. Duke, 2015

SINGLE-SEASON TEAM BESTS

Most Yards: 3,675 in 2015

Most Yards Gained Per Game: 291.8 in 2012 (3,501 in 12)

Highest Average Gain Per Attempt: 9.8 in 1974 (180 for 1,766)

Highest Average Gain Per Completion: 18.1 in 1946 (35 for 633)

Most Pass Attempts: 509 in 2014

Most Pass Attempts Per Game: 39.2 in 2014 (509 in 13)

Most Passes Completed: 315 in 2014

Most Completions Per Game: 24.2 in 2014 (315 in 13)

Highest Percentage Completed (Min. 150 Atts.): 67.8 in 1974 (122 of 180)

Fewest Interceptions: 6 in 1974, 1996

Lowest Pct. Intercepted (Min. 150 Atts.): 1.58 in 2012 (7 of 441)

Most Touchdown Passes: 31 in 2015

Most Touchdown Passes Per Game: 2.4 in 2012 (29 in 12)

Fewest Touchdown Passes: 0 in 1944

SINGLE-SEASON YARDAGE LEADERS BY CLASS

Freshman: 2,655 by T.J. Yates, 2007

Sophomore: 3,086 by Bryn Renner, 2011

Junior: 3,356 by Bryn Renner, 2012

Senior: 3,418 by T.J. Yates, 2010

MOST PASSES ATTEMPTED

Game: 53 by Kevin Anthony vs. LSU, 1985 (completed 31)

Season: 428 by Marquise Williams, 2014 (270 completed)

Career: 1,277 by T.J. Yates, 2007-10 (completed 795)

MOST PASSES COMPLETED

Quarter: 17 by Kevin Anthony vs. Georgia Tech, 1984 (2nd)

Half: 23 by Marquise Williams vs. Georgia Tech, 2014 (2nd)

Game: 38 by Marquise Williams vs. Georgia Tech, 2014 (47 attempts)

Season: 282 by T.J. Yates, 2010 (422 attempts)

Career: 795 by T.J. Yates, 2007-10 (1,277 attempts)

MOST PASSES COMPLETED PER GAME

Season: 23.0 by Bryn Renner, 2012 (276 in 12)

Career: 20.2 by Bryn Renner, 2010-13 (668 in 33)

MOST PASSES COMPLETED AS A FRESHMAN

Game: 26 by T.J. Yates vs. Wake Forest, 2007 (33 attempts)

Season: 218 by T.J. Yates, 2007 (365 attempts)

MOST COMPLETIONS TWO, THREE & FOUR CONSECUTIVE GAMES

2 Games: 62 by Marquise Williams, 2014 (24 vs. Notre Dame, 38 vs. Georgia Tech)

3 Games: 84 by T.J. Yates, 2010 (33 vs. NC State, 28 vs. Duke, 23 vs. Tennessee)

4 Games: 111 by Bryn Renner, 2012 (30 vs. NC State, 24 vs. Georgia Tech, 29 vs. Virginia, 28 vs. Maryland)

HIGHEST PERCENTAGE OF PASSES COMPLETED

Game: (Min. 15 comp.) 95.7 by Bryn Renner vs. James Madison, 2011 (22 of 23)

Season: (Min. 150 atts.) 69.3 by Chris Kupec, 1974 (104 of 150)

(Min. 200 atts.) 68.3 by Bryn Renner, 2011 (239 of 350)

Career: (Min. 200 atts.) 66.5 by Bryn Renner, 2010-13 (668 of 1,005)

MOST PASSES HAD INTERCEPTED

Game: 6 by Chuckie Burnette vs. Duke, 1989

Season: 19 by Mike Thomas, 1995

Career: 46 by T.J. Yates, 2007-10

LOWEST PERCENTAGE OF PASSES HAD INTERCEPTED

Season: (Min. 100 atts.) 1.48 by Chris Keldorf, 1996 (5 of 338)

Career: (Min. 200 atts.) 1.91 by Oscar Davenport, 1995-98 (8 of 419)

MOST YARDS GAINED

Quarter: 261 by T.J. Yates vs. LSU, 2010 (4th)

Half: 404 by Marquise Williams vs. Duke, 2015 (1st)

Game: 494 by Marquise Williams vs. Duke, 2015

Season: 3,418 by T.J. Yates, 2010

Career: 9,377 by T.J. Yates, 2007-10

MOST YARDS GAINED, TWO, THREE & FOUR CONSECUTIVE GAMES

2 Games: 764 by Marquise Williams, 2015 (270 vs. Pittsburgh, 494 vs. Duke)

3 Games: 1,047 by T.J. Yates, 2010 (439 vs. Florida State, 197 vs. Virginia Tech, 411 vs. NC State)

4 Games:

1,328 by Bryn Renner, 2012 (358 vs. NC State, 350 vs. Georgia Tech, 315 vs. Virginia, 305 vs. Maryland)

PASSING RECORDS

MOST YARDS GAINED BY A FRESHMAN

Game: 361 by Darian Durant vs. Wake Forest, 2001
Season: 2,655 by T.J. Yates, 2007

MOST YARDS GAINED IN OPENING GAME OF SEASON

412 by T.J. Yates vs. LSU, 2010

MOST YARDS GAINED PER ATTEMPT

Game: (Min. 15 atts.) 16.9 by Jason Stanicek vs. Maryland, 1993 (17 for 288); (Min. 25 atts.) 15.1 by Marquise Williams vs. Old Dominion, 2013 (27 for 409)
Season: (Min. 100 atts.) 9.8 by Chris Kupec, 1974 (150 for 1474); (Min. 200 atts.) 8.8 by Bryn Renner, 2011 (350 for 3,086)
Career: (Min. 150 atts.) 9.0 by Chris Kupec, 1972-74 (178 for 1608); (Min. 300 atts.) 8.2 by Bryn Renner, 2010-13 (1,005 for 8,221)

MOST CONSECUTIVE PASSES COMPLETED

One Game: 16 by Marquise Williams vs. Pitt, 2014
Multiple Games: 19 by Bryn Renner, 2011 (14 vs. James Madison, 5 vs. Rutgers)

MOST YARDS GAINED PER COMPLETION

Game: (Min. 10 comp.) 27.2 by Mike Thomas vs. Duke, 1992 (11 for 299)
(Min. 20 comp.) 21.5 by Marquise Williams vs. Duke, 2015 (23 for 494)
Season: (Min. 100 comp.) 14.4 by Darian Durant, 2012 (147 for 2,123)
Career: (Min. 100 comp.) 15.7 by Jack Cummings, 1957-59 (170 for 2668); (Min. 200 comp.) 14.46 by Mike Thomas, 1991-95 ; (302 for 4368); 14.45 by Ronald Curry, 1998-2001 (345 for 4987)

MOST PASSES ATTEMPTED WITHOUT AN INTERCEPTION

Game: 46 by T.J. Yates vs. LSU, 2010

MOST CONSECUTIVE PASS ATTEMPTS WITHOUT AN INTERCEPTION

154 by Oscar Davenport, 1996-97

MOST TOUCHDOWN PASSES

Game: 5 by Kevin Anthony vs. Wake Forest, 1985; by Darian Durant vs. Arizona State, 2002; by Bryn Renner vs. Louisville, 2012; by Bryn Renner vs. Maryland, 2012; by Marquise Williams vs. ODU, 2013
Season: 28 by Bryn Renner, 2012
Career: 68 by Darian Durant, 2001-04

MOST CONSECUTIVE GAMES THROWING A TOUCHDOWN PASS

13 by Matt Kupec (last two games of 1978 and all 11 of 1979)

MOST TOUCHDOWN PASSES BY A FRESHMAN

Game: 4 by Darian Durant vs. Wake Forest, 2001
Season: 17 by Darian Durant, 2001

LONGEST PASS PLAY

97 yards from T.J. Yates to Jheranie Boyd vs. LSU, 2010 (TD) in Atlanta

LONGEST PASS PLAY IN KENAN STADIUM BY UNC PLAYER

91 yards from Marquise Williams to Mack Hollins vs. San Diego State, 2014 (TD)

HIGHEST PASSING EFFICIENCY RATING


Game: (Min. 15 att.) 282.0 by Mitch Trubisky vs. Delaware, 2015; 263.48 by Jason Stanicek vs. Maryland, 1993
Season: (Min. 100 att.) 174.30 by Chris Kupec, 1974 (Min. 200 att.) 159.4 by Bryn Renner, 2011
Career: (Min. 150 att.) 160.09 by Chris Kupec, 1972-74 (Min. 300 att.) 151.22 by Bryn Renner, 2010-13; 137.05 by Chris Keldorf, 1996-97

MOST WINS BY A STARTING QUARTERBACK

24 by Matt Kupec, 1976-79; by Jason Stanicek, 1991-94

MOST YARDS GAINED AGAINST ONE OPPONENT IN A CAREER

1,048 by T.J. Yates vs. NC State, 2007-10 (241 in 2007, 116 in 2008, 280 in 2009, 411 in 2010)



Bryn Renner set a single-season school record with 28 touchdown passes in 2012.

TEAM SINGLE-GAME PASSING HIGHS & LOWS

SINGLE-GAME HIGHS, CAROLINA COMPLETIONS

38 vs. Georgia Tech, 2014
33 vs. NC State, 2010
32 vs. NC State, 2003
32 vs. Syracuse, 2003
32 vs. Miami, 2013

SINGLE-GAME LOWS, CAROLINA COMPLETIONS

0 vs. Duke, 1932
0 vs. Virginia Tech, 1938
0 vs. Wake Forest, 1942
0 vs. Penn State, 1943
0 vs. NC State, 1955
0 vs. Navy, 1957
1 on 19 occasions, last: vs. Wake Forest, 1971

SINGLE-GAME HIGHS, CAROLINA PASSING ATTEMPTS

54 vs. LSU, 1985
53 vs. NC State, 2003
50 vs. Duke, 1966
50 vs. FSU, 2002
49 vs. Clemson, 2014

SINGLE-GAME LOWS, CAROLINA PASSING ATTEMPTS

0 vs. Navy, 1957
1 vs. Virginia, 1938
1 vs. Virginia Tech, 1938
1 vs. Richmond, 1941
1 vs. Penn, 1943

SINGLE-GAME HIGHS, CAROLINA PASSING YARDS

537 vs. Duke, 2015
469 vs. NC State, 2003
439 vs. Florida State, 2010
417 vs. Arizona State, 2002
415 vs. Texas Christian, 1997
412 vs. LSU, 2010
409 vs. Old Dominion, 2013
406 vs. Georgia Tech, 1987

SINGLE-GAME LOWS, CAROLINA PASSING YARDS

-7 vs. Penn, 1943
0 vs. Duke, 1932
0 vs. Virginia Tech, 1938
0 vs. Wake Forest, 1942
0 vs. NC State, 1955
0 vs. Navy, 1957

SINGLE-GAME HIGHS, OPPONENT PASS COMPLETIONS

36 by Wake Forest, 1993
34 by Maryland, 1993
34 by Arizona State, 2003
34 by East Carolina, 2010
33 by Duke, 1989
33 by Duke, 1994
33 by Virginia, 2001

SINGLE-GAME LOWS, OPPONENT PASS COMPLETIONS

0 on 18 occasions, last by Oklahoma, 1980

SINGLE-GAME HIGHS, OPPONENT PASS ATTEMPTS

59 by Arizona State, 2003
58 by Maryland, 1992
57 by Duke, 1994
55 by Army, 1976
55 by Duke, 1989
55 by Virginia, 2001

SINGLE-GAME LOWS, OPPONENT PASS ATTEMPTS

0 by Virginia Tech, 1938
1 by Wake Forest, 1932
1 by VMI, 1935
2 by Georgia, 1931
2 by Wake Forest, 1942
2 by Duke, 1943 (1st game)
2 by Oklahoma, 1980

SINGLE-GAME HIGHS, OPPONENT PASSING YARDS

479 by Duke, 1989
474 by Arizona State, 2002
446 by East Carolina, 2014
436 by Clemson, 2014
423 by NC State, 2003

SINGLE-GAME LOWS, OPPONENT PASSING YARDS

-6 by Penn, 1943
0 on 18 occasions, last time: Oklahoma, 1980

RECEIVING RECORDS



Quinshad Davis

TOP FIVE CAREER RECEIVING LEADERS (based on receptions)

1. QUINSHAD DAVIS, Wide Receiver

Year	Catches	Yards	Average	TD
2012	61	776	12.7	5
2013	48	730	15.2	10
2014	41	470	11.5	6
2015	55	638	11.6	4
Totals	205	2,614	12.8	25

*2. HAKEEM NICKS, Wide Receiver

Year	Catches	Yards	Average	TD
2006	39	660	16.9	4
2007	74	958	12.9	5
2008	68	1,222	18.0	12
Totals	181	2,840	15.7	21

3. JARWASKI POLLOCK, Wide Receiver

Year	Catches	Yards	Average	TD
2002	31	464	15.0	4
2003	71	745	10.5	1
2004	45	408	9.1	2
2005	30	341	11.4	2
Totals	177	1,958	11.1	9

4. ERIK HIGHSMITH, Wide Receiver

Year	Catches	Yards	Average	TD
2009	37	425	11.5	2
2010	25	348	13.9	3
2011	51	726	14.2	5
2012	54	587	10.9	5
Totals	167	2,086	12.5	15

5. NA BROWN, Wide Receiver

Year	Catches	Yards	Average	TD
1995	3	45	15.0	0
1996	52	534	10.3	4
1997	55	610	11.1	4
1998	55	897	16.3	6
Totals	165	2,086	12.6	14

RECEIVING YARDS

CAREER

Rk.	Name, Years	Yards
1.	Hakeem Nicks, 2006-08	*2,840
2.	Quinshad Davis, 2012-15	2,614
3.	Corey Holliday, 1989-93	2,447
4.	Octavus Barnes, 1994-97	2,398
5.	Sam Aiken, 1999-2002	2,205
6.	Dwight Jones, 2008-11	2,163
7.	Na Brown, 1995-98	2,086
8.	Erik Highsmith, 2009-12	2,047
9.	L.C. Stevens, 1995-98	2,002
10.	Jarwaski Pollock, 2002-05	1,958
--	Ryan Switzer, 2013-present	1,795

*Participation in 2008 season later vacated due to NCAA penalty

SEASON

Rk.	Name, Year	Yards
1.	Hakeem Nicks, 2008	*1,222
2.	Dwight Jones, 2011	1,196
3.	Sam Aiken, 2002	990
4.	Eric Ebron, 2013	973
5.	Octavus Barnes, 1995	970
6.	Hakeem Nicks, 2007	958
7.	Dwight Jones, 2010	946
8.	Na Brown, 1998	897
9.	Corey Holliday, 1993	867
10.	Jimmy Jerome, 1974	837

*Participation in 2008 season later vacated due to NCAA penalty

GAME

Rk.	Name, Opponent, Year	Yards
1.	Randy Marriott vs. Georgia Tech, 1987	247
2.	Dwight Jones vs. Florida State, 2010	233
3.	Jheranie Boyd vs. LSU, 2010	221
4.	Hakeem Nicks vs. West Virginia, 2008	*217
5.	Octavus Barnes vs. Ohio, 1995	211
6.	Eric Ebron vs. Miami, 2013	199
7.	Dwight Jones vs. Virginia, 2010	198
8.	Chesley Borders vs. Arizona State, 2002	192
9.	Bucky Brooks vs. Duke, 1992	185
10.	Sam Aiken vs. Virginia, 2002	179
	Anthony Elzy vs. NC State, 2010	178
	Quinshad Davis vs. Virginia, 2012	178

*Participation in 2008 season later vacated due to NCAA penalty

RECEPTIONS

CAREER

Rk.	Name, Years	Rec.
1.	Quinshad Davis, 2012-15	205
2.	Hakeem Nicks, 2006-08	*181
3.	Jarwaski Pollock, 2002-05	177
4.	Erik Highsmith, 2009-12	166
5.	Na Brown, 1995-98	165
6.	Corey Holliday, 1989-93	155
7.	Dwight Jones, 2008-11	152
8.	Leon Johnson, 1993-96	151
9.	Ryan Switzer, 2013-present	148
10.	Sam Aiken, 1999-2002	146

*Participation in 2008 season later vacated due to NCAA penalty

SEASON

Rk.	Name, Year	Rec.
1.	Dwight Jones, 2011	85
2.	Hakeem Nicks, 2007	74
3.	Jarwaski Pollock, 2003	71
4.	Sam Aiken, 2002	68
	Hakeem Nicks, 2008	*68
6.	Greg Little, 2009	62
	Dwight Jones, 2010	62
	Eric Ebron, 2013	62
9.	Quinshad Davis, 2012	61
	Ryan Switzer, 2014	61

*Participation in 2008 season later vacated due to NCAA penalty

GAME

Rk.	Name, Opponent, Year	Rec.
1.	Charlie Carr vs. Air Force, 1966	16
	Quinshad Davis vs. Virginia, 2012	16
3.	Bud Phillips vs. Virginia, 1966	12
4.	Earl Winfield vs. LSU, 1985	11
	Leon Johnson vs. Duke, 1995	11
	Jarwaski Pollock vs. NC State, 2003	11
	Brooks Foster vs. Rutgers, 2006	11
	Dwight Jones vs. Duke, 2010	11

RECEIVING TOUCHDOWNS

CAREER

Rk.	Name, Years	TDs
1.	Quinshad Davis, 2012-15	25
2.	Hakeem Nicks, 2006-08*	21
3.	Octavus Barnes, 1994-97	19
4.	Art Weiner, 1946-49	18
5.	Dwight Jones, 2008-11	16
6.	Sam Aiken, 1999-2002	15
	Erik Highsmith, 2009-12	15
8.	Na Brown, 1995-98	14
	Kory Bailey, 1998-2001	14
	Mark Smith, 1980-83	14
11.	Ryan Switzer, 2013-present	13

*Participation in 2008 season later vacated due to NCAA penalty

SEASON

Rk.	Name, Year	TDs
1.	Hakeem Nicks, 2008*	12
	Dwight Jones, 2011	12
3.	Quinshad Davis, 2013	10
4.	Marcus Wall, 1994	9
5.	Mike Chatham, 1979	8
	Mark Smith, 1983	8
	Earl Winfield, 1985	8
	Sam Aiken, 2001	8
	Mack Hollins, 2014	8
	Mack Hollins, 2015	8

*Participation in 2008 season later vacated due to NCAA penalty

GAME

Rk.	Name, Opponent, Year	TDs
1.	Chesley Borders vs. Arizona State, 2002	4

YARDS PER CATCH

CAREER*

Rk.	Name, Years	Rec.	Avg
1.	Mack Hollins, 2013-present	65	20.9
2.	Octavus Barnes, 1994-97	129	18.6
3.	L.C. Stevens, 1995-98	120	16.7
4.	Eric Streater, 1983-86	82	16.6
5.	Mark Smith, 1980-83	87	16.5
6.	Art Weiner, 1946-49	106	16.3

*minimum 80 receptions

SEASON*

Rk.	Name, Years	Rec.	Avg
1.	Mack Hollins, 2015	30	24.8
2.	Bucky Brooks, 1993	25	20.6
3.	Marcus Wall, 1994	29	19.6
4.	Brandon Tate, 2007	25	19.2
5.	Octavus Barnes, 1994	32	19.0
6.	Eric Lewis, 1987	27	18.4
7.	Octavus Barnes, 1995	53	18.3
8.	Hakeem Nicks, 2008**	68	18.0
9.	Jimmy Jerome, 1974	47	17.8
10.	Mark Smith, 1982	27	17.7

*minimum 25 receptions

**Participation in 2008 season later vacated due to NCAA penalty

GAME*

Rk.	Name, Years	Rec.	Avg
1.	Bucky Brooks vs. Duke, 1992	5	37.0

*minimum five receptions

ACC

RECEIVING RECORDS

MISCELLANEOUS RECEIVING RECORDS

MOST CONSECUTIVE GAMES CATCHING A PASS

45 by Corey Holliday (11 games in 1990, 11 in 1991, 11 in 1992 and 12 in 1993)

MOST PASSES CAUGHT BY TWO TEAMMATES

Season: 136 by Dwight Jones (85) and Erik Highsmith (51)

MOST PASSES CAUGHT IN CONSECUTIVE GAMES

26 by Charlie Carr vs. Air Force (16) and Duke (10), 1966

MOST PASSES CAUGHT BY A FRESHMAN

Game: 16 by Quinshad Davis vs. Virginia, 2012

Season: 61 by Quinshad Davis, 2012

MOST PASSES CAUGHT BY A RUNNING BACK

Game: 11 by Leon Johnson vs. Duke, 1995

Season: 54 by Leon Johnson, 1995

Career: 151 by Leon Johnson, 1993-96

MOST PASSES CAUGHT BY A TIGHT END

Game: 10 by Mike Chatham vs. Wake Forest, 1979

Season: 62 by Eric Ebron, 2013

Career: 112 by Eric Ebron, 2011-13

MOST YARDS GAINED BY A FRESHMAN

Game: 178 by Quinshad Davis vs. Virginia, 2012 (16 receptions)

Season: 776 by Quinshad Davis, 2012 (61 receptions)

MOST GAMES GAINING 100 YARDS OR MORE

Season: 5 by Dwight Jones, 2011; **Note:** Hakeem Nicks also had 5 in 2008, which was later vacated due to NCAA penalty

Career: 9 by Dwight Jones, 2008-11; **Note:** Hakeem Nicks had 10, including five in 2008 that were later vacated due to NCAA penalty

MOST TOUCHDOWN PASSES CAUGHT

Game: 4 by Chesley Borders vs. Arizona State, 2002

Season: 12 by Hakeem Nicks, 2008; by Dwight Jones, 2011

Career: 25 by Quinshad Davis, 2012-15

SINGLE-GAME RECEPTION LEADERS BY CLASS

Freshman: 16 by Quinshad Davis vs. Virginia, 2012

Sophomore: 9 by Octavus Barnes vs. Virginia, 1995; by Na Brown vs. Maryland, 1996; by Hakeem Nicks vs. Wake Forest, 2007; by Ryan Switzer vs. Georgia Tech, 2014; by Ryan Switzer vs. Miami, 2014

Junior: 16 by Charlie Carr vs. Air Force, 1966

Senior: 10 by Bob Lacey vs. South Carolina, 1963; 10 by Sam Aiken vs. Maryland, 2002; by Dwight Jones vs. Duke

SINGLE-SEASON RECEPTION LEADERS BY CLASS

Freshman: 61 by Quinshad Davis, 2012

Sophomore: 74 by Hakeem Nicks, 2007

Junior: 71 by Jarwarski Pollock, 2003

Senior: 85 by Dwight Jones, 2011

LONGEST PASS PLAYS

Rk.	Year	Passer	Receiver	Opponent	Yards
1.	2010	T.J. Yates	Jheranie Boyd	LSU	*97
2.	1987	Mark Maye	Randy Marriott	Georgia Tech	*93
3.	2014	+Marquise Williams	Mack Hollins	San Diego State	*91
4.	2015	Marquise Williams	Ryan Switzer	Duke	*89
5.	1995	^Mike Thomas	L.C. Stevens	Arkansas	*87
	2005	Matt Baker	Derelle Mitchell	Georgia Tech	*87
7.	1943	Billy Myers	Eddie Bryant	Duke (1st game)	*84
8.	2006	Joe Dailey	Hakeem Nicks	Duke	*83
9.	1985	Kevin Anthony	Earl Winfield	Navy	*82
	1986	Mark Maye	Randy Marriott	Duke	*82
	2010	T.J. Yates	Dwight Jones	Virginia	*81
12.	1996	Oscar Davenport	L.C. Stevens	Duke	*80
13.	2013	Marquise Williams	Eric Ebron	Duke	79
14.	1929	Phil Jackson	Yank Spaulding	Maryland	*78
	2000	Ronald Curry	Kory Bailey	Georgia Tech	*78
	2012	Bryn Renner	Giovani Bernard	Georgia Tech	*78
17.	2002	Darian Durant	Sam Aiken	Virginia	*77
18.	1931	Bill Croom	Rip Slusser	NC State	*76
	1968	Gayle Bomar	Tony Blanchard	Wake Forest	*76
	1996	Chris Keldorf	L.C. Stevens	Maryland	*76
	2003	Matt Baker	Adarius Bowman	NC State	*76

* denotes touchdown

^ Thomas to Stevens vs. Arkansas is the longest in a UNC bowl game, Carquest Bowl, Fort Lauderdale, Fla.

+ Williams to Hollins vs. San Diego State is Carolina's longest pass play in Kenan Stadium history

Durant to Aiken is the longest touchdown pass by a UNC freshman quarterback



Corey Holliday caught a pass in a school-record 45-consecutive games during a standout career.

SPECIAL PASSING, RUSHING & RECEIVING RECORDS

TWO PLAYERS RUSHING FOR 100 YARDS

Virginia, 1936: Randy Cooner 103, Jim Hutchins 101
Citadel, 1939: George Stirnweiss 169, Jim Lalanne 110
Virginia, 1943: George Grimes 155, Hosea Rodgers 108
Virginia, 1946: Charlie Justice 169, Walt Pupa 128
Maryland, 1947: Walt Pupa 135, Charlie Justice 106
Duke, 1948: Charlie Justice 120, Hosea Rodgers 105
Duke, 1964: Eddie Kesler 172, Ken Willard 107
VMI, 1969: Ricky Lanier 174, Don McCauley 133
NC State, 1970: Don McCauley 171, Ike Oglesby 110
VMI, 1970: Don McCauley 127, Ike Oglesby 106
Ohio U., 1974: James Betterson 134, Mike Voight 102
Virginia, 1978: Amos Lawrence 131, Chuck Sharpe 100
Cincinnati, 1979: Amos Lawrence 143, Doug Paschal 111
Furman, 1980: Amos Lawrence 119, Kelvin Bryant 105
Georgia Tech, 1980: Kelvin Bryant 112, Amos Lawrence 102
East Carolina, 1980: Amos Lawrence 138, Kelvin Bryant 107
Clemson, 1980: Kelvin Bryant 138, Amos Lawrence 112
Duke, 1980: Kelvin Bryant 199, Amos Lawrence 143
Wake Forest, 1981: Tyrone Anthony 224, Bobby Ratliff 158
Arkansas, 1981 (Gator Bowl): Kelvin Bryant 148, Ethan Horton 144
Wake Forest, 1982: Tyrone Anthony 179, Kelvin Bryant 142
NC State, 1983: Tyrone Anthony 130, Ethan Horton 111
Duke, 1983: Tyrone Anthony 232, Ethan Horton 107
NC State, 1984: William Humes 156, Ethan Horton 122
Maryland, 1991: William Henderson 101, Natrone Means 101
Duke, 1991: Natrone Means 181, Randy Jordan 108
Ohio U., 1993: Leon Johnson 147, Curtis Johnson 144
Maryland, 1993: Curtis Johnson 168, Leon Johnson 101
Wake Forest, 1993: Curtis Johnson 132, Leon Johnson 119
Georgia Tech, 1994: Curtis Johnson 111, Leon Johnson 110
William & Mary, 2004: Ronnie McGill 133, Jacque Lewis 123
East Carolina, 2010: Johnny White 140, Shaun Draughn 137
Illinois, 2015: Elijah Hood 129, Marquise Williams 105
Miami, 2015: Elijah Hood 132, Marquise Williams 101
NC State, 2015: Elijah Hood 220, T.J. Logan 100

THREE PLAYERS RUSHING FOR 100 YARDS

Wake Forest, 1983: Tyrone Anthony 157, Eddie Colson 119, Ethan Horton 116.

TWO PLAYERS RUSHING FOR 100 YARDS & ANOTHER PASSING FOR 200 YARDS

Georgia Tech, 1980: Kelvin Bryant 112 rush, Amos Lawrence 102 rush, Rod Elkins 201 pass
William & Mary, 2004: Ronnie McGill 133 rush, Jacque Lewis 123 rush, Darian Durant 234 pass

ONE PLAYER RUSHING FOR 100 YARDS & PASSING FOR 200 YARDS

Georgia, 1965: Danny Talbott 102 rush and 216 pass
Wake Forest, 1968: Gayle Bomar 173 rush and 243 pass
Duke, 2000: Ronald Curry 105 rush and 218 pass
Clemson, 2003: Darian Durant 110 rush and 208 pass
Duke, 2013: Marquise Williams 104 rush and 223 pass
Notre Dame, 2014: Marquise Williams 132 rush and 303 pass
Pittsburgh, 2014: Marquise Williams 122 rush and 276 pass
Illinois, 2015: Marquise Williams 105 rush and 203 pass

ONE PLAYER RUSHING FOR 100 YARDS & PASSING FOR 200, ANOTHER PLAYER RECEIVING FOR 100 YARDS

Duke, 2000: Ronald Curry 105 rush and 218 pass, Bosley Allen 101 receiving
Duke, 2013: Marquise Williams 104 rush and 223 pass, Eric Ebron 121 receiving

ONE PLAYER RUSHING FOR 100 YARDS & PASSING FOR 100 YARDS

Georgia, 1948: Charlie Justice 106 rush and 198 pass
VMI, 1969: Ricky Lanier 174 rush and 136 pass
Illinois, 2015: Marquise Williams 105 rush and 203 pass
Georgia Tech, 2015: Marquise Williams 148 rush and 134 pass
Miami, 2015: Marquise Williams 101 rush and 109 pass

ONE PLAYER RUSHING FOR 200 YARDS & ANOTHER PASSING FOR 100 YARDS

Duke, 1970: Don McCauley 279 rush, Paul Miller 133 pass

Clemson, 1975: Mike Voight 228 rush, Bill Paschall 118 pass
Virginia, 1977: Amos Lawrence 286 rush, Matt Kupec 155 pass
East Carolina, 1981: Kelvin Bryant 211 rush, Rod Elkins 161 pass
Vanderbilt, 1982: Ethan Horton 201 rush, Rod Elkins 146 pass
The Citadel, 1986: Derrick Fenner 216 rush, Jonathan Hall 135 pass
Maryland, 1992: Natrone Means 249 rush, Jason Stanicek 139 pass
Wake Forest, 2003: Ronnie McGill 244 rush, Darian Durant 147 pass

ONE PLAYER RUSHING FOR 100 YARDS, ANOTHER RECEIVING 100 YARDS

Duke, 1949: Billy Hayes 116 rush, Art Weiner 105 rec.
William & Mary, 1950: Dick Bunting 152 rush, Benny Walsler 105 rec.
Wake Forest, 1958: Wade Smith 123 rush, John Schroeder 106 rec.
Miami of Florida, 1963: Ken Willard 112 rush, Bob Lacey 108 rec.
South Carolina, 1964: Ken Willard 139 rush, Ronnie Jackson 123 rec.
Wake Forest, 1968: Gayle Bomar 173 rush, Tony Blanchard 149 rec.
Pittsburgh, 1974: Mike Voight 113 rush, Jimmy Jerome 122 rec.
Virginia, 1975: James Betterson 103 rush, Mel Collins 104 rec.
Bowling Green, 1982: Kelvin Bryant 149 rush, Earl Winfield 115 rec.
Miami (Ohio), 1983: William Humes 161 rush, Mark Smith 121 rec.
NC State, 1986: Eric Starr 102 rush, Quinton Smith 126 rec.
Maryland, 1986: Derrick Fenner 173 rush, Eric Streater 107 rec.
Duke, 1986: Eric Starr 184 rush, Randy Marriott 116 rec.
Maryland, 1990: Natrone Means 111 rush, Corey Holliday 134 rec.
Navy, 1992: Natrone Means 112 rush, Corey Holliday 152 rec.
Wake Forest, 1994: Curtis Johnson 123 rush, Marcus Wall 148 rec.
Duke, 1994: Leon Johnson 140 rush, Octavus Barnes 165 rec.
Duke, 1996: Leon Johnson 167 rush, L.C. Stevens 135 rec.
Duke, 2000: Ronald Curry 105 rush, Bosley Allen 101 rec.
McNeese State, 2008: Brandon Tate 106 rush, Hakeem Nicks, 110 rec.
William & Mary, 2010: Johnny White 164 rush, Dwight Jones 107 rec.

Duke, 2010: Anthony Elzy 116 rush, Dwight Jones 121 rec.
Wake Forest, 2011: Giovanni Bernard 154 rush, Dwight Jones 138 rec.
Duke, 2011: Giovanni Bernard 165 rush, Dwight Jones 101 rec.
Maryland, 2012: Giovanni Bernard 163 rush, Quinshad Davis 135 rec.
Old Dominion, 2013: T.J. Logan 137 rush, Ryan Switzer 118 rec.
Duke, 2013: Marquise Williams 104 rush, Eric Ebron 121 rec.
Duke, 2014: T.J. Logan 116 rush, Ryan Switzer 109 rec.
South Carolina, 2015: Elijah Hood 132 rush, Bug Howard 114 rec.
Wake Forest, 2015: Elijah Hood 101 rush, Mack Hollins 101 rec.

TWO PLAYERS RUSHING FOR 100 YARDS, ANOTHER RECEIVING FOR 100 YARDS

Ohio University, 1974: James Betterson 134 rushing, Mike Voight 102 rushing, Jimmy Jerome 113 receiving

ONE PLAYER RUSHING FOR 100 YARDS, ONE PASSING FOR 200 YARDS & ONE RECEIVING 100 YARDS

South Carolina, 1964: Ken Willard 139 rushing, Gary Black 206 passing, Ronnie Jackson 123 receiving
Wake Forest, 1968: Gayle Bomar 173 rushing and 243 passing, Tony Blanchard 149 receiving
Bowling Green, 1982: Kelvin Bryant 149 rushing, Scott

Stankavage 207 passing, Earl Winfield 115 receiving
NC State, 1986: Eric Starr 102 rushing, Mark Maye 311 passing, Quinton Smith 126 receiving
Maryland, 1986: Derrick Fenner 173 rushing, Mark Maye 316 passing, Eric Streater 107 receiving
Duke, 1986: Eric Starr 184 rushing, Mark Maye 319 passing, Randy Marriott 119 receiving
Maryland, 1990: Natrone Means 111 rushing, Todd Burnett 312 passing, Corey Holliday 134 receiving
Navy, 1992: Natrone Means 112 rushing, Jason Stanicek 219 passing, Corey Holliday 152 receiving
Duke, 1994: Leon Johnson 140 rushing, Mike Thomas 210 passing, Octavus Barnes 165 receiving
McNeese State, 2008: Brandon Tate 106 rushing, T.J. Yates 221 passing, Hakeem Nicks 110 receiving
William & Mary, 2010: Johnny White 164 rushing, T.J. Yates 238 passing, Dwight Jones 107 receiving
Duke, 2010: Anthony Elzy 116 rushing, T.J. Yates 264 passing, Dwight Jones 121 receiving
Wake Forest, 2011: Giovanni Bernard 165 rushing, Bryn Renner 338 passing, Dwight Jones 138 receiving
Duke, 2011: Giovanni Bernard 165 rushing, Bryn Renner 274 passing, Dwight Jones 101 receiving
Maryland, 2012: Giovanni Bernard 163 rushing, Bryn Renner 305 passing, Quinshad Davis 135 receiving
Old Dominion, 2013: T.J. Logan 137 rushing, Marquise Williams 409 passing, Ryan Switzer 118 receiving
Duke, 2014: T.J. Logan 116 rushing, Marquise Williams 276 passing, Ryan Switzer 109 receiving
South Carolina, 2015: Elijah Hood 132 rush, Marquise Williams 232 passing, Bug Howard 114 receiving
Wake Forest, 2015: Elijah Hood 101 rush, Marquise Williams 282 passing, Mack Hollins 101 receiving

TWO PLAYERS RUSHING FOR 100 YARDS, ONE PASSING FOR 200 YARDS, TWO RECEIVING FOR 100 YARDS

Maryland, 1993: Curtis Johnson 168 rushing, Leon Johnson 101 rushing, Jason Stanicek 288 passing, Corey Holliday 149 receiving, Bucky Brooks 115 receiving

ONE PLAYER RUSHING FOR 100 YARDS & RECEIVING FOR 100 YARDS

Georgia Tech, 1997: Jonathan Linton 138 rushing, 137 receiving

ONE PLAYER RUSHING & RECEIVING FOR 100 YARDS, ANOTHER PASSING FOR 200 YARDS

Georgia Tech, 1997: Jonathan Linton 138 rushing, 137 receiving; Oscar Davenport 360 passing

ACC INTERCEPTION RECORDS



Dre' Bly

TOP FIVE CAREER INTERCEPTIONS

1. DRE' BLY (ACC All-Time Leader)

Year	No.	Yards	TD
1996	11	141	1
1997	5	55	1
1998	4	2	0
Totals	20	198	2

2. LOU ANGELO

Year	No.	Yards	TD
1970	5	37	0
1971	3	6	0
1972	8	72	0
Totals	16	115	0

3. TRE BOSTON

Year	No.	Yards	TD
2010	1	2	0
2011	3	20	0
2012	4	38	1
2013	5	19	0
Totals	13	79	1

T4. BUDDY CURRY

Year	No.	Yards	TD
1976	2	11	0
1977	3	37	1
1978	2	36	0
1979	5	27	0
Totals	12	111	1

T4. BOBBY CALE

Year	No.	Yards	TD
1975	0	0	0
1976	5	8	0
1977	4	22	0
1978	3	60	0
Totals	12	90	0


T4. TRIMANE GODDARD

Year	No.	Yards	TD
2004	0	0	0
2005	3	1	0
2007	2	0	0
2008	7	156	1
Totals	12	157	1

*T4. DEUNTA WILLIAMS

Year	No.	Yards	TD
2007	3	84	0
2008	3	33	0
2009	6	114	0
2010	0	0	0
Totals	12	231	0

Dre' Bly had an ACC-record 20 career interceptions from 1996-98.



INTERCEPTIONS

CAREER

Rk.	Name, Years	INT
1.	Dre' Bly, 1996-98	20
2.	Lou Angelo, 1970-72	16
3.	Tre Boston, 2010-13	13
4.	Buddy Curry, 1976-79	12
	Bobby Cale, 1975-78	12
	Trimane Goddard, 2004-08	12
	Deunta Williams, 2007-10*	12
8.	Steve Streater, 1978-80	11
9.	George Watson, 1936-38	10
	George Radman, 1937-39	10
	Dick Bunting, 1947-50	10
	Jack Cummings, 1957-59	10
	Sean Crocker, 1990-93	10

*Participation in 2009 season later vacated due to NCAA penalty

SEASON

Rk.	Name, Year	INT
1.	Dre' Bly, 1996	11
2.	Lou Angelo, 1972	8
3.	Junior Edge, 1961	7
	Trimane Goddard, 2008	7
5.	Don Jackson, 1935	6
	Dick Bunting, 1949	6
	Walter Black, 1981	6
	Larry Griffin, 1985	6
	Derrick Donald, 1986	6
	Deunta Williams, 2009*	6

*Participation in 2009 season later vacated due to NCAA penalty

GAME

Rk.	Name, Opponent, Year	INT
1.	Don Jackson vs. Tennessee, 1935	4

PASS BREAKUPS

CAREER

Rk.	Name, Years	PBUs
1.	Robert Williams, 1995-97	40
2.	Michael Waddell, 2000-04	36
3.	Dre' Bly, 1996-98	27
4.	Tim Scott, 2011-14	25
5.	Jabari Price, 2010-13	24
6.	Sean Crocker, 1990-93	22
7.	Errol Hood, 1998-2001	20
	Tre Boston, 2010-13	20

SEASON

Rk.	Name, Year	PBUs
1.	Robert Williams, 1996	23
2.	Steve Fisher, 1998	17
3.	Thomas Smith, 1991	16
4.	Michael Waddell, 2001	14
	Des Lawrence, 2015	14
	M.J. Stewart, 2015	14
7.	Dre' Bly, 1996	13
	Robert Williams, 1997	13
9.	Errol Hood, 2000	12
	Michael Waddell, 2000	12

LONGEST INTERCEPTION RETURNS

Rk.	Year	Player	Opponent	Yards
1.	1950	Bob Gantt	William & Mary	*100
	1994	Reggie Love	Tulane	*100
	2014	Brian Walker	San Diego State	*100
4.	2007	Charles Brown	NC State	*92
5.	1999	Antwon Black	Virginia	*89
6.	1990	Cookie Massey	Connecticut	*87
7.	1996	Brian Simmons	Louisville	*84
8.	2009	Kendric Burney	Miami	^*77
9.	2007	Kendric Burney	NC State	*76
10.	1936	John Trimpey	Virginia	*75

* returned for touchdowns

^ participation in 2009 season later vacated due to NCAA penalty

MISCELLANEOUS INTERCEPTION RECORDS

MOST INTERCEPTIONS BY A LINEBACKER

Season: 5 by Buddy Curry, 1979

Career: 12 by Buddy Curry, 1976-79

MOST INTERCEPTIONS BY A FRESHMAN

Game: 3 by Dre' Bly vs. Georgia Tech, 1996

Season: 11 by Dre' Bly, 1996

MOST YARDS ON INTERCEPTION RETURNS

Game: 125 by Bill Maceyko vs. Maryland, 1948; *170 by Kendric Burney vs. Miami, 2009 (3 INTs)

Season: 160 by Brian Simmons, 1996 (4 INTs); *200 by Kendric Burney, 2009 (5 INTs)

Career: 206 by Kareen Taylor, 2003-06 (8 INTs); *358 by Kendric Burney, 2007-10

*Participation in 2009 season later vacated due to NCAA penalty

MOST TOUCHDOWNS ON INTERCEPTION RETURNS

Game: 2 by Bill Maceyko vs. Maryland, 1948

Season: 2 by Bill Maceyko, 1948; by Greg Poole, 1981; by Kendric Burney, 2009; by Jeff Schoettmer, 2014


Career: 2 by several players; *3 by Kendric Burney, 2007-10 (1 in 2007, 2 in 2009)

*Participation in 2009 season later vacated due to NCAA penalty

LONGEST RUN AFTER INTERCEPTED PASS

100 yards by Bob Gantt vs. William & Mary, 1950 (Kenan Stadium); 100 yards by Reggie Love vs. Tulane, 1994 (Kenan Stadium); 100 yards by Brian Walker vs. San Diego State (Kenan Stadium)

DEFENSIVE RECORDS



Defensive end Greg Ellis posted a school record 32.5 career sacks.

TACKLES

SEASON

Rk.	Name, Years	Tackles
1.	Buddy Curry, LB, 1979	171
2.	Dexter Reid, FS, 2002	166
3.	Troy Simmons, 1984	162
	Carl Carr, 1985	162
	Brett Rudolph, 1985	162
6.	Dwight Hollier, LB, 1989	159
7.	Buddy Curry, LB, 1978	155
	Dwight Hollier, LB, 1990	155
9.	Micah Moon, LB, 1984	153
10.	Darrell Nicholson, LB, 1979	147

SACKS

CAREER

Rk.	Name, Years	Sacks
1.	Greg Ellis, 1994-97	32.5
2.	Julius Peppers, 1999-2001	30.5
3.	Marcus Jones, 1992-95	24
	Quinton Coples, 2008-11	24
5.	Lawrence Taylor, 1978-80	21
6.	William Fuller, 1980-83	20
7.	Kareem Martin, 2010-13	19.5
8.	Hilee Taylor, 2004-07	19

SEASON

Rk.	Name, Year	Sacks
1.	Lawrence Taylor, 1980	16-127
2.	Julius Peppers, 2000	15-117
3.	Greg Ellis, 1996	12.5-99
4.	Kareem Martin, 2013	11.5-85
5.	Robert Quinn, 2009	11.0-94
6.	Hilee Taylor, 2007	10.5-85
7.	Quinton Coples, 2010	10-73
8.	Julius Peppers, 2001	9.5-56
9.	William Fuller, 1981	9-66
	Greg Ellis, 1997	9-65

GAME

Rk.	Name, Opponent, Year	Sacks
1.	Julius Peppers, Virginia, 2001	4
2.	Kareem Martin, Pittsburgh, 2013	3.5

TACKLES FOR LOSS

CAREER

Rk.	Name, Years	TFL
1.	William Fuller, 1980-83	57
2.	Julius Peppers, 1999-2001	53
3.	Greg Ellis, 1994-97	50
4.	Marcus Jones, 1992-95	46
5.	Kareem Martin, 2010-13	45
6.	Quinton Coples, 2008-11	40.5
7.	Ebenezer Ekuban, 1995-98	32

SEASON

Rk.	Name, Year	TFL
1.	Julius Peppers, 2000	24
2.	Ebenezer Ekuban, 1998	23
3.	William Fuller, 1981	22
	William Fuller, 1983	22
	Lawrence Taylor, 1980	22
6.	Kareem Martin, 2013	21.5
7.	Marcus Jones, 1995	19
	Julius Peppers, 2001	19
	Robert Quinn, 2009	19
10.	Kevin Reddick, 2012	18.5

MISCELLANEOUS RECORDS

CAROLINA TURNOVERS, SINGLE-SEASON HIGHS/LOWS

Most Fumbles: 41 in 1973
Most Fumbles Lost: 24 in 1973
Most Interceptions defensively: 23 in 1935 & 1937
Most Yards on Interception Returns: 508 in 2009 (19 interceptions)
Most TDs on Interception Returns: 4 in 2008, 2009
Fewest Interceptions by UNC's defense: 2 in 2003
Fewest Interceptions thrown by UNC: 6 in 1974, 1996
Fewest Turnovers by UNC's offense: 12 in 1996 (6 fumbles, 6 interceptions)
Most Turnovers by UNC's offense: 42 in 1960 (23 fumbles, 19 interceptions)
Most Opponents' Fumbles Recovered and Passes Intercepted by UNC: 44 in 1939 (24 fumbles, 20 interceptions)
Most Opponents' Fumbles Recovered: 26 in 1953
Most Interceptions thrown by UNC: 21 in 1972
Fewest Fumbles Lost: 6 in 1996

UNC TURNOVERS, SINGLE-GAME HIGHS

Most Turnovers: 14 vs. VMI, 1915 (all fumbles)
Most Plays Without a Turnover in a Complete Game: 97 vs. NC State, 1971
Most Turnovers in a Win: 8 (4 fumbles, 4 interceptions) vs. Virginia, 1939 (19-0); 8 (7 fumbles, 1 interception) vs. South Carolina (27-19), 1952
Most Interceptions in a Win: 4 vs. Virginia, 1939 (19-0); vs. NC State, 1954 (20-6)

UNC FUMBLES, SINGLE-GAME HIGHS

Most Fumbles: 16 vs. VMI, 1915
Most Fumbles Lost: 14 vs. VMI, 1915
Most Fumbles Lost in a Win: 8 vs. Virginia Tech, 1938 (7-0)
Fewest Fumbles: 0 many times; last time vs. NC State, 2014

OPPONENT TURNOVERS, SINGLE-GAME HIGHS

Most Opponents' Passes Intercepted and Fumbles Recovered by UNC: 9 vs. Tennessee, 1935 (9 interceptions); vs. NC State, 1935 (5 fumbles and 4 interceptions); vs. NYU, 1937 (2 fumbles and 7 interceptions)
Most Fumbles Caused by UNC: 11 vs. Florida, 1968
Most Fumbles Recovered: 8 vs. Washington & Lee, 1953; vs. Florida, 1968

FIRST DOWNS RECORDS

FIRST DOWNS, SINGLE-GAME RECORDS

Most First Downs: 36 vs. Pittsburgh, 1974
Most First Downs Rushing: 27 vs. William & Mary, 1971
Most First Downs Passing: 19 vs. Maryland, 1996; vs. Georgia Tech, 2014
Most First Downs Per Penalty: 6 vs. Maryland, 1980
Most First Downs in a Loss: 31 vs. Syracuse, 2003 (49-47, 3OT)
Fewest First Downs: 1 vs. Duke, 1932; vs. Wake Forest, 1944
Fewest First Downs in a Win: 8 vs. Virginia, 1949 (14-7)

FIRST DOWNS, SINGLE-SEASON RECORDS

Most First Downs: 311 in 2014
Most First Downs Per Game: 24.4 in 1983 (268 in 11)
Most First Downs Rushing: 173 in 1970
Most First Downs Passing: 159 in 2012 & 2013
Most First Downs by Penalty: 25 in 2000, 2014

PENALTY RECORDS

PENALTIES, SINGLE-GAME RECORDS

Most Penalties Against: 16 vs. Virginia, 1975
Most Yards Penalized: 150 vs. Duke, 1947
Fewest Penalties: 0 vs. Georgia, 1931; vs. Virginia, 1934; vs. Maryland, 1935; vs. Fordham, 1940; vs. Wake Forest, 1941; vs. Wake Forest, 1944; vs. Clemson, 1960; vs. Wake Forest, 1968; vs. Wake Forest, 1969

PENALTIES, SINGLE-SEASON RECORDS

Most Penalties: 99 in 2010, 2014
Most Yards Penalized: 831 in 2013
Fewest Penalties: 32 in 1966
Fewest Yards Penalized: 237 in 1944

LONGEST FUMBLE RETURNS

Rk.	Year	Player	Opponent	Yards
1.	1984	Carl Carr	Duke	*96
2.	1998	Antwon Black	Georgia Tech	*81
3.	1977	Alan Caldwell	Wake Forest	*73
4.	1993	Greg DeLong	Ohio	*53
5.	2015	Sam Smiley	North Carolina A&T	52
6.	2009	Quan Sturdivant	Georgia Southern	*49
7.	1936	Pete Avery	Tennessee	*45
8.	2009	Melvin Williams	Miami	*44
9.	2014	Cayson Collins	Miami	*39
10.	1978	David Simmons	Wake Forest	*38

* denotes touchdowns

ACC
FIELD GOAL & EXTRA POINT RECORDS



Casey Barth finished his career with a school-record 66 made field goals.

FIELD GOALS MADE

CAREER

Rk.	Name, Years	FGs
1.	Casey Barth, 2008-12 (82 atts.)	66
2.	Connor Barth, 2004-07	54
3.	Josh McGee, 1996-99	52
4.	Clint Gwaltney, 1988-91	43
5.	Tripp Pignetti, 1991-94	38
6.	Brooks Barwick, 1981-83	37
7.	Kenny Miller, 1984-87	34
8.	Tom Biddle, 1975-77	34
9.	Jeff Reed, 2000-01	28
10.	Nick Weiler, 2013-present	25

SEASON

Rk.	Name, Year	FGs
1.	Clint Gwaltney, 1990 (27 atts.)	21
	Casey Barth, 2009 (25 atts.)	21
3.	Brooks Barwick, 1982	20
	Nick Weiler, 2015	20
5.	Connor Barth, 2007	19
	Casey Barth, 2010	19
7.	Josh McGee, 1999	17
8.	Kenny Miller, 1984	16
	Jeff Reed, 2000	16
10.	Tom Biddle, 1977	15
	Casey Barth, 2012	15

GAME

Rk.	Name, Opponent, Year	FGs
1.	Josh McGee vs. Duke, 1999 (6 atts.)	6

FIELD GOAL ATTEMPTS

CAREER

Rk.	Name, Years	FG Attempts
1.	Casey Barth, 2008-12 (made 66)	82
2.	Josh McGee, 1996-99	72
3.	Connor Barth, 2004-07	71
4.	Clint Gwaltney, 1988-91	64
5.	Tom Biddle, 1975-77	56
6.	Jeff Hayes, 1978-81	50
	Kenny Miller, 1984-87	50

SEASON

Rk.	Name, Year	FG Attempts
1.	Clint Gwaltney, 1990 (made 21)	27
2.	Casey Barth, 2009	25
3.	Tom Biddle, 1977	24
4.	Brooks Barwick, 1982	23
	Nick Weiler, 2015	23
6.	Connor Barth, 2007	22
	Casey Barth, 2010	22
8.	Don Hartig, 1969	21
	Kenny Miller, 1987	21
	Josh McGee, 1999	21
	Connor Barth, 2005	21

GAME

Rk.	Name, Opponent, Year	FG Attempts
1.	Clint Gwaltney vs. Maryland, 1990 (made 4)	6
	Josh McGee vs. Duke, 1999 (made 6)	6

PATs MADE

CAREER

Rk.	Name, Years	PATs
1.	Casey Barth, 2008-12 (161 atts.)	160
2.	Jeff Hayes, 1978-81	133
3.	Tripp Pignetti, 1991-94	117
4.	Josh McGee, 1996-99	115
5.	Thomas Moore, 2011-14	113
6.	Connor Barth, 2004-07	103
7.	Nick Weiler, 2013-present	102
8.	Box Cox, 1945-48	95
9.	Ellis Alexander, 1972-74	94

SEASON

Rk.	Name, Year	PATs
1.	Nick Weiler, 2015 (67 atts.)	67
2.	Tripp Pignetti, 1993 (52 atts.)	50
3.	Thomas Moore, 2013	46
4.	Jeff Hayes, 1981	45
5.	Casey Barth, 2012	44
6.	Ken Craven, 1970	41
7.	Brooks Barwick, 1983	40
8.	Casey Barth, 2010	38
	Thomas Moore, 2011	38
10.	Brooks Barwick, 1982	37
	Tripp Pignetti, 1994	37

GAME

Rk.	Name, Opponent, Year	PATs
1.	Casey Barth vs. Idaho, 2012	9

PATs ATTEMPTED

CAREER

Rk.	Name, Years	PAT Attempts
1.	Casey Barth, 2008-12 (161 made)	161
2.	Jeff Hayes, 1978-81	139
3.	Tripp Pignetti, 1991-94	121
4.	Josh McGee, 1996-99	120
5.	Thomas Moore, 2011-14	115
6.	Connor Barth, 2004-07	109
7.	Nick Weiler, 2013-present	104

SEASON

Rk.	Name, Years	PAT Attempts
1.	Nick Weiler, 2015 (made 67)	67
2.	Tripp Pignetti, 1993 (made 50)	52
3.	Thomas Moore, 2013	48
4.	Jeff Hayes, 1981	46
5.	Casey Barth, 2012	44
6.	Ken Craven, 1970	42
	Brooks Barwick, 1983	42
8.	Ellis Alexander, 1972	38
	Tripp Pignetti, 1994	38
	Josh McGee, 1996	38
	Casey Barth, 2010	38
	Thomas Moore, 2011	38

GAME

Rk.	Name, Opponent, Year	PAT Attempts
1.	Casey Barth vs. Idaho, 2012	9

KICKING & PUNTING RECORDS

KICKING RECORDS

HIGHEST PERCENTAGE OF EXTRA POINTS MADE

Season: (Min. 30 atts.) 100.0 by Jeff Hayes, 1979 (35 of 35); by Brooks Barwick, 1982 (37 of 37); by Josh McGee, 1998 (30 of 30); by Jeff Reed, 2000 (30 of 30); by Dan Orner, 2003 (35 of 35); by Casey Barth, 2008 (33 of 33); by Casey Barth, 2010 (38 of 38); by Thomas Moore, 2011 (38 of 38); by Casey Barth, 2012 (44 of 44); by Nick Weiler, 2015 (67 of 67)
Career: (Min. 60 atts.) 99.4 by Casey Barth, 2008-12 (160 of 161)

MOST POINTS SCORED BY KICKING

Game: 20 by Josh McGee vs. Duke, 1999 (6 FGs and 2 PATs)
Season: 127 by Nick Weiler, 2015 (20 FGs, 67 PATs)
Career: 358 by Casey Barth, 2008-12 (66 FGs and 160 PATs)

MOST CONSECUTIVE EXTRA POINTS MADE

Season: 67 by Nick Weiler, 2015
Career: 126 by Casey Barth, 2009-12

HIGHEST PERCENTAGE OF FIELD GOALS MADE

Season: (Min. 15 atts.) 88.9 by Kenny Miller, 1984 (16 of 18)
Career: (Min. 30 atts.) 87.5 by Jeff Reed, 2000-01 (28 of 32)

MOST CONSECUTIVE GAMES KICKING A FIELD GOAL

18 by Brooks Barwick, 1981-83

MOST CONSECUTIVE FIELD GOALS MADE

19 by Connor Barth, 2005-07 (final attempt in 2005, all 10 attempts in 2006, first nine attempts in 2007)

MOST FIELD GOALS MADE, 50 YARDS OR MORE

Game: 3 by Dan Orner, 2002 vs. Syracuse (51, 52, 55)
Season: 3 by Dan Orner, 2002 & 2003
Career: 6 by Dan Orner, 2002-03

MOST FIELD GOALS BY A FRESHMAN

Game: 3 by Kenny Miller vs. Memphis State, 1984; vs. Maryland, 1984; by Connor Barth vs. FSU, 2004; by Connor Barth vs. NC State, 2004; by Jay Wooten vs. Rutgers, 2008; by Casey Barth vs. Notre Dame, 2008
Season: 16 by Kenny Miller, 1984

LONGEST FIELD GOAL MADE

55 yards by Dan Orner vs. Syracuse, 2002

LONGEST FIELD GOAL BY A FRESHMAN

50 yards by Connor Barth vs. NC State, 2004

LONGEST FIELD GOALS

55	Dan Orner vs. Syracuse, 2002
54	Kenny Miller vs. Florida State, 1985
54	Connor Barth vs. NC State, 2006
53	Ellis Alexander vs. NC State, 1973
53	Rob Rogers vs. Texas, 1982 (bowl game)
52	Dan Orner vs. Syracuse, 2002
52	Connor Barth vs. South Florida, 2006
51	Kenny Miller vs. Maryland, 1987
51	Brian Schmitz vs. NC State, 1997
51	Dan Orner vs. Syracuse, 2002
51	Dan Orner vs. Wisconsin, 2003
51	Connor Barth vs. Miami, 2007
50	6 times, most recently Connor Barth vs. NC State, 2004

LONGEST PUNTS

Yards	Player	Year	Opponent
85	Tom Burnette	1937	NYU
83	Scott McAlister	1989	Georgia Tech
80	Charlie Justice	1949	NC State
78	Harry Dunkle	1939	Tulane
77	Bill Sigler	1942	Duquesne
76	Tommy Hibbard	2013	Boston College
74	Charlie Justice	1948	Wake Forest
74	Steve Streater	1980	Texas Tech
73	Charlie Justice	1948	Tennessee
72	Bill Sigler	1942	Fordham
72	Brian Schmitz	1999	Houston



Brian Schmitz

TOP FIVE CAREER PUNTERS

1. BRIAN SCHMITZ

Year	No.	Yards	Average
1996	2	60	30.0
1997	57	2278	40.0
1998	75	3357	44.8
1999	74	3538	47.8
Totals	208	9233	44.4

2. HARRY DUNKLE

Year	No.	Yards	Average
1939	37	1725	46.6
1940	71	3055	43.0
1941	66	2830	42.9
Totals	174	7610	43.7

PUNTING RECORDS

MOST PUNTS

Game: 14 by Charles Woollen vs. Georgia, 1932; by Charles Woollen vs. Georgia Tech, 1933
Season: 79 by Scott McAlister, 1990
Career: 278 by Scott McAlister, 1988-91

HIGHEST AVERAGE PER PUNT

Game: (Min. 5) 54.4 by Bud Wallace vs. South Carolina, 1950 (5 for 272); (Min. 10) 51.4 by Brian Schmitz vs. Houston, 1999 (10 for 514)
Season: (Min. 30) 47.8 by Brian Schmitz, 1999 (74 for 3538)
Career: (Min. 100) 44.4 by Brian Schmitz, 1996-99 (208 for 9233)

MOST YARDS ON PUNTS

Game: 537 by Steve Streater vs. Pittsburgh, 1979 (13 punts)
Season: 3,538 by Brian Schmitz, 1999 (74 punts)
Career: 11,520 by Scott McAlister, 1988-91 (278 punts)

MOST GAMES AVERAGING 40 YARDS A PUNT (at least two punts a game)

Season: 12 by Tommy Hibbard, 2013
Career: 31 by Scott McAlister, 1988-91

LONGEST PUNT

85 yards by Tom Burnette vs. NYU, 1937

HIGHEST AVERAGE PER PUNT BY FRESHMAN (MIN. 30)

Season: 43.1 by Mike Thomas, 1992 (56 for 2415)

MOST PUNTS IN A CAREER WITHOUT A BLOCK

185 by Johnny Elam, 1975-77

SINGLE-GAME TEAM HIGHS

Most Punts: 19 vs. NC State, 1932
Fewest Punts: 0 many times; last vs. Delaware, 2015
Most Yards on Punts: 775 vs. Wake Forest, 1942 (18 punts)
Highest Average Per Punt (Min. 5 Punts): 54.4 vs. South Carolina, 1953 (5 for 272)
Highest Average Per Punt (Min. 10 Punts): 51.4 vs. Houston, 1999 (10 for 514)

SINGLE-SEASON TEAM HIGHS

Most Punts: 125 in 1932
Most Punts Per Game: 12.5 in 1932 (125 in 10)
Fewest Punts Per Game: 3.2 in 2015 (45 in 14)
Highest Punting Average: 47.7 in 1999 (81 for 3863), **NCAA RECORD**

3. MIKE COOKE

Year	No.	Yards	Average
1940	6	276	46.0
1942	47	2028	43.1
Totals	53	2304	43.5

4. CHARLIE JUSTICE

Year	No.	Yards	Average
1946	45	1796	39.9
1947	61	2538	41.6
1948	62	2728	44.0
1949	63	2777	44.1
Totals	231	9839	42.6

5. TOMMY HIBBARD

Year	No.	Yards	Average
2011	51	1999	39.2
2012	50	2152	43.0
2013	65	2793	43.0
2014	64	2628	41.1
Totals	230	9572	41.6

LONGEST KICKOFF RETURNS

Rk.	Year	Player	Opponent	Yards
1.	1998	Tyrell Godwin	Stanford	*100
	2011	T.J. Thorpe	Clemson	*100
	2014	Brian Walker	San Diego State	*100
4.	2013	T.J. Logan	Old Dominion	*99
5.	1976	Delbert Powell	Wake Forest	*98
6.	1941	Johnny Pecora	Richmond	*97
	1969	Don McCauley	Wake Forest	*97
	2003	Michael Waddell	Wisconsin	*97
	2006	Brandon Tate	Duke	*97
10.	1995	Marcus Wall	Georgia Tech	*96
	2003	Mike Mason	Maryland	*96
	2005	Brandon Tate	Utah	*96
13.	1922	Monk McDonald	NC State	*95
	1926	Gus McPherson	Maryland	*95
	1932	John Daniel	Florida	*95
	1998	Kory Bailey	Georgia Tech	*95
17.	1996	Leon Johnson	Wake Forest	*94
	2012	Sean Tapley	Virginia Tech	*94
19.	1959	Don Klochak	Duke	*93
	1991	Eric Blount	William & Mary	*93

LONGEST PUNT RETURNS

Year	Player	Opponent	Yards
1930	Johnny Branch	Maryland	*96
2001	Michael Waddell	Oklahoma	*89
1994	Leon Johnson	SMU	*88
2013	Ryan Switzer	Cincinnati	*86
1930	Johnny Branch	VPI	*85
1930	Johnny Peacock	Wake Forest	*85
2013	Ryan Switzer	Virginia	*85
2015	Ryan Switzer	Illinois	*85
1948	Charlie Justice	Georgia	*84
1986	Eric Lewis	NC State	*84
1955	Dave Reed	NC State	*83
1994	^Marcus Wall	Texas	*82
2008	Brandon Tate	McNeese State	*82
1941	Hugh Cox	Lenoir Rhyne	*78
2000	Bosley Allen	Wake Forest	*78
2009	Da'Norris Searcy	The Citadel	*77
1991	Eric Blount	William & Mary	*76
1930	Pete Wyrick	Maryland	75
1949	Charlie Justice	William & Mary	*75
1951	Bud Carson	NC State	*74
2012	Giovani Bernard	NC State	*74
2014	T.J. Logan	East Carolina	74
1966	David Riggs	Michigan	73
1983	Walter Black	Memphis State	*73

*returned for touchdowns

^Wall's return against Texas is the longest in a UNC bowl game (1994 Sun Bowl)

KICKOFF & PUNT RETURN RECORDS

TOP FIVE CAREER KICKOFF RETURNERS

1. CHARLIE JUSTICE				
Year	Returns	Yards	Average	TD
1946	10	345	34.5	1
1947	7	156	22.3	0
1948	5	141	28.2	0
1949	9	184	20.4	0
Totals	31	826	26.6	1

2. T.J. LOGAN				
Year	Returns	Yards	Average	TD
2013	19	511	26.9	2
2014	16	405	25.3	0
Totals	35	916	26.2	2

3. JAMES BETTERSON				
Year	Returns	Yards	Average	TD
1973	4	37	9.3	0
1974	18	512	28.4	0
1975	13	329	25.1	1
Totals	35	878	25.1	1

4. T.J. LOGAN				
Year	Returns	Yards	Average	TD
2013	19	511	26.9	2
2014	16	405	25.3	0
2015	21	492	23.4	0
Totals	56	1,408	25.1	2

4. BRANDON TATE				
Year	Returns	Yards	Average	TD
2005	21	542	25.8	1
2006	38	902	23.7	2
2007	39	939	24.1	0
2008	11	305	27.7	0
Totals	109	2,688	24.7	3

*minimum 30 returns

TOP FIVE CAREER PUNT RETURNERS*

1. CHARLIE JUSTICE				
Year	Returns	Yards	Average	TD
1946	18	228	12.7	1
1947	24	283	11.8	0
1948	19	332	17.5	2
1949	7	123	17.6	1
Totals	68	966	14.2	4

2. GEORGE STIRNWEISS				
Year	Returns	Yards	Average	TD
1937	14	183	13.1	0
1938	22	232	10.5	0
1939	22	303	13.8	0
Totals	58	718	12.37	0

3. HUGH COX				
Year	Returns	Yards	Average	TD
1941	19	273	14.4	1
1942	16	165	10.3	0
1943	5	56	11.2	0
Totals	40	494	12.35	1

4. BOSLEY ALLEN				
Year	Returns	Yards	Average	TD
1998	8	58	7.2	0
2000	28	421	15.0	2
2001	32	331	10.3	0
Totals	68	810	11.9	2

5. DICK DASHIELL				
Year	Returns	Yards	Average	TD
1934	18	180	10.0	0
1935	9	140	15.6	0
1936	13	153	11.8	0
Totals	40	473	11.8	0

*minimum 40 returns

KICKOFF RETURNS

CAREER

Rk.	Name, Years	Returns
1.	Brandon Tate, 2005-08 (2,688 yards)	109
2.	Eric Blount, 1988-91	97

SEASON

Rk.	Name, Year	Returns
1.	Brandon Tate, 2007 (939 yards)	39
2.	Brandon Tate, 2006 (902 yards)	38
3.	T.J. Thorpe, 2011 (960 yards)	36
4.	Marcus Wall, 1993	31
5.	Sean Tapley, 2012	31
6.	Wallace Wright, 2002	29
7.	Randy Marriott, 1988	28

GAME

Rk.	Name, Opponent, Year	Returns
1.	Marcus Wall vs. Clemson, 1994 (184 yards)	8

KICKOFF RETURN YARDS

CAREER

Rk.	Name, Years	Yards
1.	Brandon Tate, 2005-08 (109 returns)	2,688
2.	Eric Blount, 1988-1991	2,313

SEASON

Rk.	Name, Year	Yards
1.	T.J. Thorpe, 2011 (36 returns)	960
2.	Brandon Tate, 2007	939
3.	Brandon Tate, 2006	902
4.	Marcus Wall, 1994	743
5.	Marcus Wall, 1993	734
6.	Sean Tapley, 2012	725
7.	Eric Blount, 1991	679

GAME

Rk.	Name, Opponent, Year	Yards
1.	Marcus Wall vs. Clemson, 1994 (8 returns)	184
2.	T.J. Thorpe vs. Clemson, 2011 (4 returns)	182

KICKOFF RETURN AVERAGE

CAREER*

Rk.	Name, Opponent, Year	Att.-Yds.	Avg.
1.	Charlie Justice, 1946-49	31-826	26.6
2.	T.J. Logan, 2013-present	35-916	26.2

*minimum 30 returns

SEASON*

Rk.	Name, Opponent, Year	Att.-Yds.	Avg.
1.	Michael Waddell, 2003**	15	31.7
2.	James Betterson, 1974	18	28.4
3.	Tyrell Godwin, 1998	12	27.8
4.	Marcus Wall, 1994	27	27.5
5.	Eric Blount, 1991	25	27.2

*minimum 12 returns • **led the NCAA

GAME*

Rk.	Name, Opponent, Year	Att.-Yds.	Avg.
1.	Brandon Tate vs. Utah, 2005	3-149	49.7

*minimum three returns

PUNT RETURNS

CAREER

Rk.	Name, Years	Returns
1.	Greg Poole, 1979-82 (916 yards)	90
...	Ryan Switzer, 2013-present (976 yards)	83

SEASON

Rk.	Name, Year	Returns
1.	Don Jackson, 1935 (363 yards)	44
2.	Greg Poole, 1980	41
3.	Walter Black, 1983	40
4.	Don Jackson, 1934	38
5.	Crowell Little, 1936	37
...	Ryan Switzer, 2014	37

GAME

Rk.	Name, Opponents	Returns
1.	Don Jackson vs. Duke, 1934 & vs. Virginia, 1935	9

PUNT RETURN YARDS

CAREER

Rk.	Name, Years	Yards
1.	Ryan Switzer, 2013-present (83 returns)	976
2.	Charlie Justice, 1946-49 (68 returns)	966

SEASON

Rk.	Name, Year	Yards
1.	Ryan Switzer, 2013 (24 returns)	502
2.	Bosley Allen, 2000 (28 returns)	421
3.	Walter Black, 1983	418
4.	Eric Blount, 1991	394
5.	Don Jackson, 1935	363
6.	Crowell Little, 1936	355

GAME

Rk.	Name, Opponent, Year	Yards
1.	Ryan Switzer vs. Illinois, 2015 (5 returns)	168
2.	Bud Carson vs. NC State, 1951 (8 returns)	166

PUNT RETURN AVERAGE

CAREER*

Rk.	Name, Opponent, Year	Att.-Yds.	Avg.
1.	Charlie Justice, 1946-49	68-966	14.2

*minimum 40 returns

SEASON*

Rk.	Name, Opponent, Year	Att.-Yds.	Avg.
1.	Ryan Switzer, 2013	24-502	20.9
2.	Charlie Justice, 1948	19-332	17.5
3.	Giovani Bernard, 2012	16-263	16.4
4.	Bosley Allen, 2000	28-421	15.0
5.	Da'Norris Searcy, 2009	23-335	14.6

*minimum 15 returns

GAME

Rk.	Name, Opponent, Year	Att.-Yds.	Avg.
1.	Brandon Tate vs. McNeese St., 2008	3-142	47.3

minimum 3 returns

Rk. Name, Opponent, Year Att.-Yds. Avg.

1.	Bosley Allen vs. Wake Forest, 2000	7-153	21.9
----	------------------------------------	-------	------

minimum 6 returns

MISCELLANEOUS KICKOFF RETURN RECORDS

MOST TOUCHDOWNS SCORED ON KICKOFF RETURNS

Game: 1 by many players; last by T.J. Logan vs. Cincinnati, 2013 (78 yards)

Season: 2 by Brandon Tate, 2006 (90 yards vs. Notre Dame; 97 yards vs. Duke); by T.J. Logan, 2013 (99 yards vs. Old Dominion, 78 yards vs. Cincinnati)

Career: 3 by Brandon Tate (96 yards vs. Utah, 2005; 90 yards at Notre Dame, 2006; 97 yards vs. Duke, 2006)

LONGEST KICKOFF RETURN

100 yards by Tyrell Godwin vs. Stanford, 1998; by T.J. Thorpe vs. Clemson, 2011

LONGEST KICKOFF RETURNS IN KENAN STADIUM

99 yards by T.J. Logan vs. Old Dominion, 2013
97 yards by Don McCauley vs. Wake Forest, 1969

SCORING A TD ON OPENING KICKOFF OF SEASON

92 yards by James Betterson vs. William and Mary, 1975

SINGLE-GAME KICKOFF RETURN TEAM HIGHS

Most Kickoff Returns: 11 vs. Georgia Tech, 2012

Most Yards on Kickoff Returns: 290 vs. Clemson, 2011

Highest Average Gain Per Return (Min. 3 returns): 49.7 vs. Utah, 2005 (3 for 149)

Most Touchdowns Scored on Kickoff Returns: 1 on many occasions; last time vs. Cincinnati, 2013

KICKING RECORDS/INDIVIDUAL PERFORMANCES VS. ACC OPPONENTS

SINGLE-SEASON KICKOFF RETURN TEAM HIGHS

Most Kickoff Returns: 65 in 1988
Most Kickoff Returns Per Game: 5.9 in 1988 (65 in 11)
Fewest Kickoff Returns Per Game: 0.4 in 1938 (4 in 10)
Most Kickoff Return Yards: 1,365 in 2011
Most Kickoff Return Yards Per Game: 112.2 in 1988 (1234 in 11)
Highest Average Gain Per Return (Min. 15 Returns): 26.6 in 2003 (47 for 1,248)
Most Touchdowns on Kickoff Returns: 2 in 1998, 2003, 2005, 2006, 2013

MISCELLANEOUS PUNT RETURN RECORDS

MOST TOUCHDOWNS ON PUNT RETURNS

Game: 2 by Andre Purvis vs. Tulane, 1993 (recovered blocked punts); by Ryan Switzer vs. Pittsburgh, 2013
Season: 5 by Ryan Switzer, 2013 (NCAA RECORD)
Career: 7 by Ryan Switzer, 2013-present

LONGEST PUNT RETURN

96 yards by Johnny Branch vs. Maryland, 1930 (Kenan Stadium)

SINGLE-GAME TEAM HIGHS

Most Punt Returns: 13 vs. NC State, 1932
Most Yards on Punt Returns: 260 vs. Elon, 2012
Highest Average Gain Per Return (Min. 5 returns): 33.6 vs. Illinois, 2015 (5 for 168)
Most Touchdowns Scored on Punt Returns: 2 vs. Wake Forest, 1933; vs. VMI, 1935; vs. Tulane, 1993; vs. Pittsburgh, 2013

SINGLE-SEASON TEAM HIGHS

Most Punt Returns: 70 in 1932
Most Punt Returns Per Game: 7.7 in 1935 (69 in 9)
Fewest Punt Returns Per Game: 1.1 in 1962 (11 in 10)
Most Punt Return Yards: 718 in 1935
Most Punt Return Yards Per Game: 79.8 in 1935 (718 in 9)
Highest Average Gain Per Punt Return (Min. 15 Returns): 23.7 in 1955 (16 for 379)
Most Touchdowns on Punt Returns: 5 in 2013

COMBINED KICK & PUNT RETURN RECORDS

MOST KICK RETURNS

Game: 9 by Don Jackson vs. Duke, 1934 (9 punts); by Don Jackson vs. Virginia, 1935 (9 punts); by Eric Blount vs. Maryland, 1989 (2 punts, 7 kickoffs); by Brandon Tate vs. Duke, 2006 (5 punts, 4 kickoffs); by Charles Brown vs. Clemson, 2011 (6 kickoffs, 3 punts)
Season: 62 by Brandon Tate, 2007 (23 punts, 39 kickoffs)
Career: 188 by Brandon Tate, 2005-08 (79 punts, 109 kickoffs)

MOST YARDS ON KICK RETURNS

Game: 208 by Brandon Tate at Duke, 2006 (139 on kickoffs, 69 on punts)
Season: 1,155 by Brandon Tate, 2007 (939 on kickoffs, 216 on punts)
Career: 3,523 by Brandon Tate, 2005-08 (2,688 on kickoffs, 835 on punts) - NCAA RECORD

RETURN A PUNT & KICKOFF FOR TOUCHDOWN, SAME GAME

Charlie Justice vs. Florida, 1946; Eric Blount vs. William & Mary, 1991; Brandon Tate vs. Duke, 2006

MOST TOUCHDOWNS SCORED ON KICK RETURNS

Game: 2 by Charlie Justice vs. Florida, 1946 (1 punt, 1 kickoff); by Eric Blount vs. William & Mary, 1991 (1 punt, 1 kickoff); by Andre Purvis vs. Tulane, 1993 (recovery of blocked punts); by Brandon Tate vs. Duke, 2006 (1 punt, 1 kickoff); by Ryan Switzer vs. Pittsburgh, 2013 (2 punts)
Season: 5 by Ryan Switzer, 2013 (5 punts)
Career: 7 by Ryan Switzer, 2013-present (7 punts)

BOSTON COLLEGE (SINCE JOINING THE ACC IN 2005)

Rushes: 20 by Ronnie McGill, 2005
Yards Rushing: 75 by Ronnie McGill, 2005
Passes Attempted: 32 by Matt Baker, 2005
Passes Completed: 20 by Matt Baker, 2005
Passing Yards: 238 by Cameron Sexton, 2008
Receptions: 8 by Jesse Holley, 2005; by Hakeem Nicks, 2008
Yards on Receptions: 139 by Hakeem Nicks, 2008
Total Offense: 218 by Cameron Sexton, 2008

CLEMSON

Rushes: 32 by Don McCauley, 1970
Yards Rushing: 228 by Mike Voight, 1975
Passes Attempted: 39 by Scott Stankavage, 1983
Passes Completed: 24 by Marquise Williams, 2014
Passing Yards: 345 by Marquise Williams, 2014
Receptions: 9 by Charlie Carr, 1966
Yards on Receptions: 169 by L.C. Stevens, 1997
Total Offense: 342 by Marquise Williams, 2014

DUKE

Rushes: 47 by Don McCauley, 1970; by Mike Voight, 1976
Yards Rushing: 291 by Kennard Martin, 1988
Passes Attempted: 50 by Jeff Beaver, 1966
Passes Completed: 28 by T.J. Yates, 2010
Passing Yards: 494 by Marquise Williams, 2015
Receptions: 11 by Leon Johnson, 1995; by Dwight Jones, 2010
Yards on Receptions: 185 by Bucky Brooks, 1992
Total Offense: 524 by Marquise Williams, 2015

FLORIDA STATE (SINCE JOINING THE ACC IN 1992)

Rushes: 25 by Leon Johnson, 1996
Yards Rushing: 126 by Shaun Draughn, 2009
Passes Attempted: 40 by C.J. Stephens, 2002
Passes Completed: 24 by T.J. Yates, 2010
Passing Yards: 439 by T.J. Yates, 2010
Receptions: 8 by Jarwarski Pollock, 2003 & 2004; by Dwight Jones, 2010
Yards on Receptions: 233 by Dwight Jones, 2010
Total Offense: 443 by T.J. Yates, 2010

GEORGIA TECH

Rushes: 33 by Natrone Means, 1992
Yards Rushing: 161 by Jacque Lewis, 2004
Passes Attempted: 47 by Marquise Williams, 2014
Passes Completed: 38 by Marquise Williams, 2014
Passing Yards: 406 by Mark Maye, 1987
Receptions: 10 by Leon Johnson, 1995
Yards on Receptions: 247 by Randy Marriott, 1987
Total Offense: 463 by Marquise Williams, 2014

MIAMI (SINCE JOINING THE ACC IN 2004)

Rushes: 27 by Giovanni Bernard, 2012
Yards Rushing: 177 by Giovanni Bernard, 2012
Passes Attempted: 40 by Bryn Renner, 2012
Passes Completed: 29 by Bryn Renner, 2011
Passing Yards: 297 by Bryn Renner, 2013
Receptions: 9 by Ryan Switzer, 2014
Yards on Receptions: 199 by Eric Ebron, 2013
Total Offense: 330 by Darian Durant, 2004

NC STATE

Rushes: 39 by Mike Voight, 1975
Yards Rushing: 220 by Elijah Hood, 2015
Passes Attempted: 47 by Bryn Renner, 2012
Passes Completed: 33 by T.J. Yates, 2010
Passing Yards: 411 by T.J. Yates, 2010
Receptions: 11 by Jarwarski Pollock, 2003
Yards on Receptions: 178 by Anthony Elzy, 2010
Total Offense: 389 by Darian Durant, 2003

PITTSBURGH (SINCE JOINING THE ACC IN 2013)

Rushes: 19 by Marquise Williams, 2014
Yards Rushing: 122 by Marquise Williams, 2014
Passes Attempted: 40 by Marquise Williams, 2014
Passes Completed: 23 by Marquise Williams, 2014
Passing Yards: 276 by Marquise Williams, 2014
Receptions: 6 by Quinshad Davis, 2014
Yards on Receptions: 126 by Ryan Switzer, 2015
Total Offense: 398 by Marquise Williams, 2014

VIRGINIA

Rushes: 39 by Derrick Fenner, 1986
Yards Rushing: 328 by Derrick Fenner, 1986
Passes Attempted: 40 by Darian Durant, 2003
Passes Completed: 29 by Bryn Renner, 2012
Passing Yards: 339 by T.J. Yates, 2007
Receptions: 16 by Quinshad Davis, 2012
Yards on Receptions: 198 by Dwight Jones, 2010
Total Offense: 341 by T.J. Yates, 2010

VIRGINIA TECH (SINCE JOINING THE ACC IN 2004)

Rushes: 23 by Giovanni Bernard, 2012
Yards Rushing: 262 by Giovanni Bernard, 2012
Passes Attempted: 41 by Matt Baker, 2005
Passes Completed: 23 by Marquise Williams, 2013
Passing Yards: 277 by Marquise Williams, 2013
Receptions: 8 by Hakeem Nicks, 2007
Yards on Receptions: 94 by Hakeem Nicks, 2007
Total Offense: 333 by Marquise Williams, 2013

WAKE FOREST

Rushes: 33 by Mike Voight, 1975
Yards Rushing: 244 by Ronnie McGill, 2003
Passes Attempted: 41 by Matt Kupec, 1979
Passes Completed: 26 by T.J. Yates, 2007
Passing Yards: 361 by Darian Durant, 2001
Receptions: 10 by Mike Chatham, 1979
Yards on Receptions: 149 by Tony Blanchard, 1968; by Jimmy Jerome, 1974
Total Offense: 416 by Gayle Bomar, 1968

NORTH CAROLINA'S ACC STATISTICAL LEADERS

INDIVIDUAL

TOTAL OFFENSE

Year	Player	Plays	Yards
1958	Jack Cummings	154	1,148
1963	Junior Edge	244	1,413
1965	Danny Talbott	303	1,477
1971	Paul Miller	250	1,302
2002	Darian Durant	334	2,286

SCORING

Year	Player	TD	PAT	FG	Pts
1965	Danny Talbott	7	13	5	70
1970	Don McCauley	21	0	0	126
1976	Mike Voight	18	1	0	110
1980	Amos Lawrence	15	0	0	90
1981	Kelvin Bryant	18	0	0	108
1993	Leon Johnson	16	2	0	100
2012	Giovani Bernard	19	0	0	114

RUSHING

Year	Player	Att.	Yards
1963	Ken Willard	167	648
1969	Don McCauley	204	1,092
1970	Don McCauley	324	1,720
1975	Mike Voight	259	1,250
1976	Mike Voight	315	1,407
1977	Amos Lawrence	193	1,211
1983	Ethan Horton	200	1,107
1984	Ethan Horton	238	1,247
1986	Derrick Fenner	200	1,250
1988	Kennard Martin	193	1,146
1991	Natrone Means	201	1,030
2012	Giovani Bernard	184	1,228

PASSING EFFICIENCY

Year	Player	Rating
1979	Matt Kupec	131.1
1980	Rod Elkins	114.7
1986	Mark Maye	141.3
1996	Chris Keldorf	137.3
2011	Bryn Renner	159.4

RECEIVING

Year	Player	Rec	Yards	TD
1963	Bob Lacey	48	553	1
1964	Ronnie Jackson	34	512	5
1966	Charlie Carr	52	490	0
1974	Jimmy Jerome	47	837	5
2008	Hakeem Nicks	68	1,222	12

FIELD GOALS

Year	Player	No.	Att.
1969	Don Hartig	9	21
1971	Ken Craven	11	16
1976	Tom Biddle	13	18
1977	Tom Biddle	15	24
1982	Brooks Barwick	20	23
1990	Clint Gwaltney	21	27
2000	Jeff Reed	16	20
2008	Casey Barth	21	25

PUNTING

Year	Player	No.	Avg
1953	Dick Lackey	27	43.4
1956	Walley Vale	31	41.1
1957	Don Coker	20	39.6
1958	Don Coker	31	43.2
1963	Bill Edwards	52	37.3
1980	Steve Streater	59	43.4
1985	Tommy Barnhardt	68	41.5
1992	Mike Thomas	56	43.1
1998	Brian Schmitz	75	44.8
1999	Brian Schmitz	74	47.8

INTERCEPTIONS

Year	Player	No.	Yards	TD
1963	Bill Edwards	4	5	0
1972	Lou Angelo	8	72	0
1976	Bobby Cale	5	8	0
1980	Steve Streater	5	43	0
1985	Larry Griffin	6	24	0
1986	Derrick Donald	6	51	0
1996	Dre' Bly	11	141	1
2008	Trimane Goddard	7	156	1

ALL-PURPOSE RUNNING

Year	Player	Yards
1961	Gib Carson	887
1964	Ken Willard	1269
1969	Don McCauley	1770
1970	Don McCauley	2021
1971	Lewis Jolley	1455
1974	James Betterson	1647
1976	Mike Voight	1439
1984	Ethan Horton	1501
1986	Derrick Fenner	1372
1987	Randy Marriott	1253
1991	Natrone Means	1208
2007	Brandon Tate	147.1 avg.
2012	Giovani Bernard	198.1 avg.

KICKOFF RETURNS

Year	Player	No.	Avg	TD
1953	Ken Keller	13	21.5	0
1974	James Betterson	18	28.4	0
1987	Randy Marriott	27	22.5	0
1991	Eric Blount	25	27.2	1
1994	Marcus Wall	27	27.5	1
1996	Leon Johnson	14	24.8	1
1998	Tyrell Godwin	12	27.8	1
2003	Michael Waddell	15	31.7	1
2011	T.J. Thorpe	36	26.7	1

PUNT RETURNS

Year	Player	No.	Avg	TD
1969	Rusty Culbreth	27	8.0	0
1976	Mel Collins	15	10.7	0
1988	Eric Blount	15	9.9	0
1994	Octavus Barnes	14	10.8	0
2012	Giovani Bernard	16	16.4	2
2013	Ryan Switzer	24	20.9	5

TEAM

TOTAL OFFENSE

Year	Yards	Per Game
1958	3,198	319.8
1963	3,414	341.4
1969	3,662	366.2
1970	4,523	411.2
1971	4,015	365.0
1974	4,691	426.5
1980	4,018	365.3
1981	4,573	415.7
1983	4,860	441.8
1986	4,796	436.0

RUSHING OFFENSE

Year	Yards	Per Game
1969	2,615	261.5
1970	3,137	285.2
1972	2,684	244.0
1974	2,925	265.9
1975	2,466	224.2
1980	2,977	270.6
1981	3,019	274.5
1982	2,881	261.9
1983	3,046	276.9
1993	3,036	253.0
1994	2,496	226.9

PASSING OFFENSE

Year	Yards	Per Game
1963	1605	160.5
2002	3199	266.6

PASSING EFFICIENCY

Year	Rating
2008	138.9
2011	157.6
2015	159.4

SCORING OFFENSE

Year	Points	Per Game
1958	195	19.5
1964	178	17.8
1969	200	20.0
1970	346	31.5
1971	285	25.9
1974	340	30.9
1979	273	24.8
1980	281	25.5
1981	344	31.3
2015	570	40.7

TOTAL DEFENSE

Year	Yards	Per Game
1958	2,397	239.7
1964	2,573	257.3
1970	2,864	260.4
1971	3,062	278.4
1977	2,624	238.5
1980	2,821	256.5
1982	2,602	235.5
1983	3,254	295.8
1995	2,940	267.3
1996	2,482	225.6
1997	2,302	209.3
2001	3,664	305.3
2008	3,505	269.6

RUSHING DEFENSE

Year	Yards	Per Game
1958	1,349	134.9
1964	1,462	146.2
1969	1,085	108.5
1970	1,048	95.3
1971	1,479	134.5
1977	1,487	135.2
1983	1,494	135.8
2008	1,243	95.6

PASSING DEFENSE

Year	Yards	Per Game
1953	782	78.2
1960	676	67.6
1963	844	84.4
1974	1,175	106.8
1977	1,137	103.4
1982	1,490	135.5
1996	83.2 rating points	
1997	81.5 rating points	
2001	98.9 rating points	

SCORING DEFENSE

Year	Points	Per Game
1958	109	10.9
1969	164	16.4
1970	179	16.3
1971	145	13.2
1977	81	7.4
1980	123	11.2
1982	139	12.6
1983	188	17.1
1996	110	10.0
1997	143	13.0

YEAR-BY-YEAR LEADERS

TOTAL OFFENSE

Year	Name	Plays	Rush	Pass	Total	TDR
1931	Bill Croom	93	238	246	484	3
1932	John Phipps	144	156	324	480	4
1933	Alan McDonald	108	143	293	436	4
1934	Don Jackson	114	175	326	501	6
1935	Don Jackson	200	492	713	1205	15
1936	Jim Hutchins	121	455	174	629	8
1937	Tom Burnette	72	418	127	545	5
1938	Jim Lalanne	121	213	302	515	3
1939	Jim Lalanne	172	406	538	944	15
1940	Jim Lalanne	183	541	333	874	9
1941	Hugh Cox	164	394	209	603	7
1942	Billy Myers	119	376	257	633	5
1943	Eddie Teague	126	379	145	524	3
1944	Bob Warren	160	19	303	322	2
1945	Tom Gorman	104	34	420	454	2
1946	Charlie Justice	181	943	274	1217	13
1947	Charlie Justice	175	548	390	938	14
1948	Charlie Justice	269	766	854	1620	23
1949	Charlie Justice	222	377	731	1108	14
1950	Billy Hayes	192	136	528	664	2
1951	Frank Wissman	118	116	396	512	5
1952	Marshall Newman	160	47	564	611	7
1953	Ken Keller	86	432	0	432	5
1954	Len Bullock	132	96	283	379	5
1955	Ken Keller	114	353	51	404	2
1956	Ed Sutton	134	748	71	819	8
1957	Jack Cummings	106	30	640	670	5
1958	JACK CUMMINGS	154	11	1139	1150	11
1959	Jack Cummings	169	68	889	957	6
1960	Ray Farris	269	257	865	1122	9
1961	Ray Farris	269	153	875	1028	6
1962	Junior Edge	225	64	1234	1298	8
1963	JUNIOR EDGE	244	250	1163	1413	10
1964	Gary Black	254	261	1038	1299	10
1965	DANNY TALBOTT	303	397	1080	1477	10
1966	Danny Talbott	196	188	691	879	4
1967	Gayle Bomar	351	529	873	1402	6
1968	Gayle Bomar	354	495	1229	1724	13
1969	Don McCauley	205	1092	0	1092	11
1970	Don McCauley	327	1720	9	1729	21
1971	PAUL MILLER	250	261	1041	1302	15
1972	Nick Vidnovic	226	149	1096	1245	16
1973	Sammy Johnson	186	1006	0	1006	7
1974	Chris Kupec	222	109	1474	1583	21
1975	Bill Paschall	265	109	1195	1304	11
1976	Mike Voight	315	1407	0	1407	18
1977	Amos Lawrence	197	1211	20	1231	7
1978	Amos Lawrence	235	1043	0	1043	3
1979	Matt Kupec	170	-23	1587	1564	20
1980	Amos Lawrence	229	1118	0	1118	11
1981	Rod Elkins	172	38	994	1032	10
1982	Scott Stankavage	179	1	1124	1125	11
1983	Scott Stankavage	288	-21	1721	1700	20
1984	Kevin Anthony	347	-4	1786	1782	12
1985	Kevin Anthony	292	-143	1546	1403	13
1986	Mark Maye	233	96	1401	1497	12
1987	Mark Maye	328	-51	1965	1914	9
1988	Kennard Martin	193	1146	0	1146	11
1989	Jonathan Hall	150	120	581	701	2
1990	Todd Burnett	263	-114	1339	1225	4
1991	Natrone Means	201	1030	0	1030	11
1992	Jason Stanicek	209	121	1082	1203	5
1993	Jason Stanicek	326	406	1878	2284	16
1994	Jason Stanicek	254	281	1222	1503	10
1995	Mike Thomas	393	53	2436	2489	11
1996	Chris Keldorf	394	-177	2347	2230	23
1997	Oscar Davenport	232	12	1380	1392	9
1998	Ronald Curry	227	419	975	1394	8
1999	Ronald Curry	170	226	682	908	5
2000	Ronald Curry	423	351	2325	2676	17
2001	Darian Durant	281	128	1843	1971	19
2002	Darian Durant	334	163	2123	2286	18
2003	Darian Durant	480	396	2551	2947	24
2004	Darian Durant	380	188	2238	2426	18
2005	Matt Baker	425	-34	2345	2311	11
2006	Joe Dailey	245	61	1316	1377	8
2007	T.J. Yates	438	-123	2655	2532	16
2008	Cameron Sexton	194	-96	1261	1165	10
2009	T.J. Yates	399	-66	2136	2070	15
2010	T.J. Yates	501	-77	3418	3341	22
2011	Bryn Renner	407	-88	3086	2998	26
2012	Bryn Renner	483	38	3356	3394	29
2013	Marquise Williams	328	536	1698	2234	22
2014	Marquise Williams	621	788	3068	3856	34

2015 Marquise Williams 515 948 3072 4020 37

TDR: Touchdowns Responsible For (rushing & passing)

ALL CAPS are ACC leaders

SCORING

Year	Name	TD	PAT	FG	Points
1931	Rip Slusser	7	0	0	42
1932	Bill Croom	3	0	0	18
1933	George Moore	3	0	0	18
1934	Harry Montgomery	4	0	0	24
	Charlie Shaffer	4	0	0	24
1935	Don Jackson	7	0	0	42
1936	Jim Hutchins	7	0	0	42
1937	Crowell Little	7	0	0	42
	George Watson	7	0	0	42
1938	George Radman	6	0	0	36
1939	Paul Severin	5	4	2	40
1940	Jim Lalanne	6	0	0	36
1941	Hugh Cox	4	2	0	26
1942	Billy Myers	4	6	0	30
1943	Billy Myers	5	0	0	30
	Hosea Rodgers	5	0	0	30
1944	Bob Warren	2	0	0	12
1945	Tom Colfer	5	0	0	30
1946	Charlie Justice	12	0	0	72
1947	Charlie Justice	8	0	0	48
1948	Charlie Justice	11	0	0	66
1949	Charlie Justice	8	0	0	48
1950	Bud Wallace	5	0	0	30
1951	Bud Wallace	4	0	0	24
	Dick Wiess	4	0	0	24
1952	Benny Walser	4	0	0	24
1953	Ken Keller	5	7	0	37
1954	Ken Keller	4	9	0	33
1955	Ken Keller	2	9	0	21
1956	Ed Sutton	7	0	0	42
1957	Giles Gaca	3	0	0	18
	Daley Goff	3	0	0	18
	Buddy Payne	3	0	0	18
1958	Don Klochak	5	2	0	34
1959	Don Klochak	5	0	0	30
1960	Ray Farris	6	0	0	36
1961	Bob Elliott	3	12	3	39
1962	Bob Lacey	5	1	1	35
1963	Ken Willard	6	1	0	38
1964	Ken Willard	9	0	0	54
1965	DANNY TALBOTT	7	13	5	70
1966	Bill Dodson	0	5	5	20
1967	Tommy Dempsey	4	0	0	24
1968	Don Hartig	0	14	8	38
1969	Don McCauley	11	0	0	66
1970	DON MCCAULEY	21	0	0	126
1971	Lewis Jolley	11	1	0	68
1972	Ellis Alexander	0	35	7	56
1973	Ellis Alexander	0	24	8	48
1974	Mike Voight	11	0	0	66
1975	Mike Voight	11	0	0	66
1976	MIKE VOIGHT	18	1	0	110
1977	Tom Biddle	0	21	15	66
1978	Jeff Hayes	0	19	8	43
1979	Amos Lawrence	10	0	0	60
1980	AMOS LAWRENCE	15	0	0	90
1981	KELVIN BRYANT	18	0	0	108
1982	Brooks Barwick	0	37	20	97
1983	Brooks Barwick	0	40	11	73
1984	Kenny Miller	0	18	16	66
1985	Earl Winfield	9	0	0	54
1986	Lee Gliarmis	0	30	11	63
1987	Kenny Miller	0	23	13	62
1988	Kennard Martin	11	0	0	66
1989	Michael Benefield	5	0	0	30
	Clint Gwaltney	0	15	5	30
1990	Clint Gwaltney	0	22	21	85
1991	Natrone Means	11	0	0	66
1992	Natrone Means	13	1	0	80
1993	LEON JOHNSON	16	2	0	100
1994	Tripp Pignetti	0	37	12	73
1995	Leon Johnson	12	1	0	74
1996	Leon Johnson	12	0	0	72
1997	Josh McGee	0	34	12	70
1998	Josh McGee	0	30	14	72
1999	Josh McGee	0	15	17	66
2000	Jeff Reed	0	30	16	78
2001	Jeff Reed	0	36	12	72
2002	Dan Orner	0	26	9	53
2003	Dan Orner	0	35	12	71

2004	Connor Barth	0	35	14	77
2005	Connor Barth	0	23	11	56
2006	Connor Barth	0	24	10	54
2007	Connor Barth	0	21	19	78
2008	Hakeem Nicks	13	0	0	78
2009	Casey Barth	0	34	21	97
2010	Casey Barth	0	38	19	95
2011	Giovani Bernard	14	0	0	84
2012	Giovani Bernard	19	0	0	114
2013	Thomas Moore	0	46	14	90
2014	Marquise Williams	14	0	0	84
2015	Nick Weiler	0	67	20	127

All CAPS are ACC leaders

RUSHING

Year	Name	Att	Yds	TD
1931	Rip Slusser	122	421	6
1932	Bill Croom	52	265	2
1933	Alan McDonald	54	143	1
1934	Jim Hutchins	98	406	2
1935	Don Jackson	100	492	5
1936	Jim Hutchins	103	455	7
1937	Tom Burnette	57	418	2
1938	Jack Kraynick	106	340	3
1939	Jim Lalanne	83	406	6
1940	Jim Lalanne	111	541	6
1941	Hugh Cox	113	394	3
1942	Billy Myers	76	376	4
1943	Hosea Rodgers	83	461	5
1944	Art Lowe	28	134	1
1945	Bill Voris	98	291	1
1946	Charlie Justice	131	943	9
1947	Charlie Justice	125	548	5
1948	Charlie Justice	147	766	8
1949	Billy Hayes	148	447	1
1950	Dick Bunting	106	401	2
1951	Dick Wiess	82	339	4
1952	Larry Parker	83	215	1
1953	Ken Keller	83	432	5
1954	Don Klochak	55	361	3
1955	Ken Keller	105	353	2
1956	Ed Sutton	120	748	5
1957	Ed Lipski	50	305	1
1958	Wade Smith	102	449	3
1959	Wade Smith	87	414	3
1960	Bob Elliott	88	356	4
1961	Gib Carson	116	406	3
1962	Ken Willard	119	466	4
1963	KEN WILLARD	167	648	6
1964	Ken Willard	228	835	8
1965	Tom Lampman	108	444	2
1966	David Riggs	110	399	2
1967	Gayle Bomar	193	529	2
1968	Gayle Bomar	165	495	5
1969	DON MCCAULEY	204	1092	8
1970	DON MCCAULEY	324	1720	19
1971	Lewis Jolley	117	712	7
1972	Ike Oglesby	148	707	3
1973	Sammy Johnson	183	1006	7
1974	James Betterson	209	1082	9
1975	MIKE VOIGHT	259	1250	11
1976	MIKE VOIGHT	315	1407	18
1977	AMOS LAWRENCE	193	1211	6
1978	Amos Lawrence	234	1043	2
1979	Amos Lawrence	225	1019	9

ACC YEAR-BY-YEAR LEADERS

2001	Andre' Williams	170	520	4
2002	Jacque Lewis	130	574	2
2003	Ronnie McGill	128	654	7
2004	Chad Scott	143	796	8
2005	Ronnie McGill	130	530	5
2006	Ronnie McGill	192	790	7
2007	Johnny White	95	399	0
2008	Shaun Draughn	198	866	3
2009	Ryan Houston	191	713	9
2010	Johnny White	130	720	7
2011	Giovani Bernard	239	1253	13
2012	Giovani Bernard	184	1228	19
2013	Marquise Williams	111	536	6
2014	Marquise Williams	193	788	13
2015	Elijah Hood	219	1463	17

All CAPS denote ACC leaders

PASSING

Year	Name	Comp	Att	Yds	TD
1931	Tom White	11	35	138	1
1932	John Phipps	20	63	324	3
1933	Alan McDonald	18	54	293	3
1934	Don Jackson	19	55	326	3
1935	Don Jackson	47	100	713	8
1936	Crowell Little	13	32	179	2
1937	Crowell Little	19	46	265	0
1938	Jim Lalanne	21	52	302	2
1939	Jim Lalanne	44	89	538	9
1940	Jim Lalanne	33	72	333	3
1941	Hugh Cox	19	51	209	3
1942	Billy Myers	19	43	257	1
1943	Billy Myers	17	45	317	4
1944	Bob Warren	25	72	303	0
1945	Tom Gorman	27	73	420	2
1946	Charlie Justice	19	50	274	1
1947	Charlie Justice	27	50	390	6
1948	Charlie Justice	62	122	854	12
1949	Charlie Justice	51	99	731	6
1950	Billy Hayes	49	104	528	2
1951	Frank Wissman	35	65	396	4
1952	Marshall Newman	34	92	564	7
1953	Marshall Newman	26	81	297	3
1954	Len Bullock	31	55	283	3
1955	Dave Reed	25	73	418	1
1956	Dave Reed	22	54	313	4
1957	Jack Cummings	39	76	640	4
1958	Jack Cummings	68	134	1139	11
1959	Jack Cummings	63	144	889	4
1960	Ray Farris	63	143	865	3
1961	Ray Farris	71	159	875	2
1962	Junior Edge	103	185	1234	7
1963	Junior Edge	89	170	1163	5
1964	Gary Black	82	174	1038	7
1965	Danny Talbott	103	207	1080	3
1966	Danny Talbott	69	122	691	2
1967	Gayle Bomar	79	158	873	4
1968	Gayle Bomar	87	189	1229	8
1969	John Swofford	33	74	487	4
1970	Paul Miller	48	80	728	8
1971	Paul Miller	75	146	1041	9
1972	Nick Vidnovic	69	143	1096	10
1973	Bill Paschall	65	116	837	7
1974	Chris Kupec	104	150	1474	12
1975	Bill Paschall	93	180	1195	10
1976	Matt Kupec	52	99	751	2
1977	Matt Kupec	59	105	715	7
1978	Matt Kupec	71	121	787	6
1979	MATT KUPEC	123	227	1587	18
1980	ROD ELKINS	81	160	1002	11
1981	Rod Elkins	69	136	994	9
1982	Scott Stankavage	78	158	1124	11
1983	Scott Stankavage	147	249	1721	16
1984	Kevin Anthony	146	265	1786	8
1985	Kevin Anthony	142	249	1546	11
1986	MARK MAYE	110	176	1401	10
1987	Mark Maye	143	270	1965	9
1988	Todd Burnett	52	97	497	3
1989	Jonathan Hall	50	113	581	2
1990	Todd Burnett	112	219	1339	4
1991	Chuckie Burnette	81	130	939	4
1992	Jason Stanicek	84	144	1082	4
1993	Jason Stanicek	139	217	1878	12
1994	Jason Stanicek	96	166	1222	7
1995	Mike Thomas	185	332	2436	10
1996	CHRIS KELDORF	201	338	2347	23
1997	Oscar Davenport	115	183	1380	7

1998	Oscar Davenport	100	182	1208	8
1999	Ronald Curry	54	110	682	3
2000	Ronald Curry	163	304	2325	11
2001	Darian Durant	142	223	1843	17
2002	Darian Durant	147	248	2123	16
2003	Darian Durant	234	389	2551	18
2004	Darian Durant	178	299	2238	17
2005	Matt Baker	180	346	2345	9
2006	Joe Dailey	112	195	1316	7
2007	T.J. Yates	218	365	2655	14
2008	Cameron Sexton	94	168	1261	9
2009	T.J. Yates	214	355	2136	14
2010	T.J. Yates	282	422	3418	19
2011	Bryn Renner	239	350	3086	26
2012	Bryn Renner	276	422	3356	28
2013	Bryn Renner	152	231	1765	10
2014	Marquise Williams	270	428	3068	21
2015	Marquise Williams	219	357	3072	24

All CAPS are ACC leaders

Based on passing yards

RECEIVING

Year	Name	Rec	Yds	Avg	TD
1931	Rip Slusser	9	231	25.7	1
	Theron Brown	9	92	10.2	0
1932	George Brandt	9	109	12.1	1
1933	Bill Croom	6	172	28.7	0
1934	Dick Buck	11	271	24.6	3
1935	Harry Montgomery	13	142	10.9	0
1936	Dick Buck	20	232	11.6	2
1937	Andy Bershak	14	198	14.1	1
1938	Chuck Kline	8	104	13.0	0
1939	George Radman	23	228	9.9	3
1940	Paul Severin	15	185	12.3	1
1941	Craven Turner	6	91	15.2	1
1942	Joe Austin	9	174	19.3	2
1943	Eddie Bryant	7	179	25.6	2
	Barney Poole	7	70	10.0	2
1944	Jim Camp	14	157	11.2	0
1945	Mike Rubish	8	107	13.4	0
1946	Jack Fitch	6	129	21.5	0
1947	Bob Cox	22	297	13.5	2
1948	Art Weiner	31	481	15.5	6
1949	Art Weiner **	52	762	14.7	7
1950	Benny Walsler	16	260	16.3	4
1951	Skeet Hesmer	14	109	7.8	0
1952	Benny Walsler	12	186	15.5	4
1953	Tom Adler	13	145	11.2	0
1954	Will Frye	12	100	8.3	0
1955	Will Frye	13	181	13.9	0
1956	Ed Sutton	14	159	11.4	2
1957	Buddy Payne	12	204	17.0	3
1958	Al Goldstein	24	490	20.4	2
1959	Al Goldstein	20	328	16.4	2
1960	John Schroeder	15	202	13.5	0
1961	Jimmy Addison	16	110	6.9	0
1962	Bob Lacey	44	668	15.2	5
1963	BOB LACEY	48	533	11.1	1
1964	RONNIE JACKSON	34	512	15.1	5
1965	Bob Hume	30	263	8.8	0
1966	CHARLIE CARR	52	490	9.4	0
1967	Peter Davis	30	338	11.3	2
1968	Don McCauley	23	313	13.6	1
1969	Tony Blanchard	23	320	13.9	2
1970	Lewis Jolley	20	358	17.9	5
1971	Lewis Jolley	23	367	16.0	4
1972	Jimmy Jerome	22	326	14.8	4
1973	Jimmy Jerome	24	309	12.9	3
1974	JIMMY JEROME	47	837	17.8	5
1975	Charlie Williams	24	290	12.1	3
1976	Mel Collins	14	185	13.2	1
1977	Brooks Williams	19	218	11.5	2
1978	Bob Loomis	31	432	13.9	7
1979	Mike Chatham	29	448	15.4	8
1980	Mike Chatham	20	239	12.0	0
1981	Jon Richardson	28	373	13.3	1
1982	Victor Harrison	30	489	16.3	3
1983	Mark Smith	40	580	14.5	8
1984	Earl Winfield	34	527	15.5	0
1985	Earl Winfield	47	696	14.8	8
1986	Eric Streater	37	601	16.2	4
1987	Randy Marriott	36	634	17.6	4
1988	Randy Marriott	34	498	14.6	4
1989	Randall Felton	37	495	13.4	1
1990	Corey Holliday	28	488	17.4	1
1991	Corey Holliday	40	504	12.6	2

1992	Corey Holliday	37	588	15.9	2
1993	Corey Holliday	50	867	17.3	2
1994	Octavus Barnes	32	609	19.0	3
1995	Leon Johnson	54	408	7.6	0
1996	Na Brown	52	534	10.3	4
1997	Na Brown	55	610	11.1	4
1998	Na Brown	55	897	16.3	6
1999	Kory Bailey	25	418	16.7	2
2000	Bosley Allen	40	634	15.9	4
2001	Sam Aiken	46	789	17.2	8
2002	Sam Aiken	68	990	14.6	4
2003	Jarwarski Pollock	71	745	10.5	1
2004	Jarwarski Pollock	45	408	9.1	2
2005	Jesse Holley	47	670	14.3	1
2006	Hakeem Nicks	39	660	16.9	4
2007	Hakeem Nicks	74	958	12.9	5
2008	Hakeem Nicks	68	1222	18.0	12
2009	Greg Little	62	724	11.7	5
2010	Dwight Jones	62	946	15.3	4
2011	Dwight Jones	85	1196	14.1	12
2012	Quinshad Davis	61	776	12.7	5
2013	Eric Ebron	62	973	15.7	3
2014	Ryan Switzer	61	757	12.4	4
2015	Ryan Switzer	55	697	12.7	6
	Quinshad Davis	55	638	11.6	4

** Art Weiner led the nation in 1949

All CAPS are ACC leaders

PUNTING

Year	Name	No.	Yds	Avg
1931	Johnny Branch	20	726	36.3
1932	Charles Woollen	48	1694	35.3
1933	Charles Woollen	46	1652	35.9
1934	Charlie Shaffer	46	1894	41.2
1935	Don Jackson	50	1882	37.6
1936	Tom Burnette	62	2591	41.8
1937	Tom Burnette	42	1597	38.0
1938	George Stirnweiss	58	2231	38.5
1939	Harry Dunkle **	37	1725	46.6
1940	Harry Dunkle	71	3055	43.0
1941	Harry Dunkle	66	2830	42.9
1942	Mike Cooke	47	2028	43.1
1943	George Grimes	24	1001	41.7
1944	Bob Warren	77	2585	33.6
1945	Bob Warren	20	655	32.8
1946	Charlie Justice	45	1796	39.9
1947	Charlie Justice	61	2538	41.6
1948	Charlie Justice**	62	2728	44.0
1949	Charlie Justice	63	2777	44.1
1950	Bud Wallace	27	1231	45.6
1951	Bud Wallace	65	2613	39.9
1952	Bud Wallace	70	2875	41.1
1953	DICK LACKEY	27	1172	43.4
1954	Larry Parker	29	1000	34.4
1955	Will Frye	54	1995	36.9
1956	WALLY VALE	31	1274	41.1
1957	DON COKER	20	791	39.5
1958	DON COKER	31	1339	43.2
1959	Jack Cummings	43	1405	34.3
1960	Ray Farris	53	1991	37.6
1961	Ray Farris	62	2369	38.2
1962	Junior Edge	37	1336	36.1
1963	BILL EDWARDS	52	1940	37.3
1964	Bill Edwards	51	1941	38.1
1965	Bill Edwards	56	2197	39.2
1966	Danny Talbott	16	605	37.8
1967	Chip Stone	55	1971	35.8
1968	Chip Stone	67	2474	36.9
1969	Ken Price	62	2256	36.4
1970	Don McCauley	48	1845	38.4
1971	Nick Vidnovic	60	2565	42.8
1972	Dale Lydecker	32	1316	4

YEAR-BY-YEAR LEADERS

1987	Kenny Miller	31	1278	41.2
1988	Scott McAlister	68	2711	39.9
1989	Scott McAlister	73	3114	42.7
1990	Scott McAlister	79	3433	43.5
1991	Scott McAlister	58	2262	39.0
1992	MIKE THOMAS	56	2415	43.1
1993	Mike Thomas	31	1170	37.7
1994	Mike Thomas	45	1771	39.4
1995	Scott Caparelli	37	1427	34.2
1996	Derrick DePriest	54	2087	38.6
1997	Brian Schmitz	57	2278	40.0
1998	BRIAN SCHMITZ	75	3357	44.8
1999	BRIAN SCHMITZ	74	3538	47.8
2000	Blake Ferguson	40	1475	36.9
2001	John Lafferty	67	2656	39.6
2002	John Lafferty	61	2235	36.6
2003	David Wooldridge	27	1218	45.1
2004	David Wooldridge	48	2003	41.7
2005	David Wooldridge	66	2713	41.1
2006	David Wooldridge	62	2548	41.1
2007	Terrence Brown	64	2650	41.4
2008	Terrence Brown	59	2331	39.5
2009	Grant Schallock	65	2621	40.3
2010	C.J. Feagles	46	1725	37.5
2011	Tommy Hibbard	51	1999	39.2
2012	Tommy Hibbard	50	2152	43.0
2013	Tommy Hibbard	65	2793	43.0
2014	Tommy Hibbard	64	2628	41.1
2015	Joey Mangili	24	978	40.1

** led the nation • All CAPS are ACC leaders

KICKOFF RETURNS

Year	Name	No.	Yds	Avg	TD
1931	Rip Slusser	4	109	27.3	0
1932	Stuart Chandler	8	177	22.1	0
1933	George Moore	4	72	18.0	0
1934	Jim Hutchins	1	36	36.0	0
1935	Don Jackson	3	89	29.7	0
1936	Tom Burnette	6	164	27.3	0
1937	Crowell Little	4	85	21.3	0
1938	George Watson	1	46	46.0	0
1939	George Stirnweiss	3	90	30.0	0
1940	Jim Lalanne	3	112	37.3	0
1941	Johnny Pecora	8	242	30.3	1
1942	Hugh Cox	5	142	28.4	0
1943	Joe Kosinski	3	68	22.7	0
1944	Jim Camp	9	180	20.0	0
1945	Don Clayton	4	99	24.8	0
1946	Charlie Justice	10	345	34.5	1
1947	Charlie Justice	7	156	22.3	0
1948	Charlie Justice	5	141	28.2	0
1949	Charlie Justice	9	184	20.4	0
1950	Billy Hayes	4	98	24.5	0
1951	Larry Parker	15	344	22.9	0
1952	Bud Wallace	12	240	20.0	0
1953	KEN KELLER	13	279	21.5	0
1954	Larry Parker	10	223	22.3	0
1955	Ken Keller	13	280	21.5	0
1956	Ed Sutton	14	298	21.3	0
1957	Jim Schuler	4	101	25.3	0
1958	Emil DeCantis	6	133	22.2	0
1959	Don Klochak	4	156	39.0	1
1960	Ward Marslender	12	238	19.8	0
1961	Gib Carson	15	311	20.7	0
1962	Ronnie Jackson	17	386	22.4	0
1963	Ken Willard	9	177	19.7	0
1964	Ronnie Jackson	9	232	25.8	0
1965	Jimmy Byrd	15	281	18.8	0
1966	David Riggs	23	480	20.9	0
1967	David Riggs	16	387	24.2	0
1968	Don McCauley	24	538	22.4	0
1969	Don McCauley	17	440	25.9	1
1970	Les Whitehorne	22	516	23.5	0
1971	Lewis Jolley	16	376	23.4	0
1972	Earl Chesson	13	293	22.5	0
1973	Mike Voight	16	339	21.2	0
1974	JAMES BETTERSON	18	512	28.4	0
1975	Alan Caldwell	19	380	20.0	0
1976	Delbert Powell	22	532	24.2	1
1977	Delbert Powell	11	207	18.8	0
1978	Walter Sturdivant	16	354	22.1	0
1979	Phil Farris	5	134	26.8	0
1980	Mark Smith	9	195	21.7	0
1981	Mark Smith	8	167	20.9	0
1982	Mark Smith	15	300	20.0	0
1983	Mark Smith	12	240	20.0	0

1984	Norris Davis	13	247	19.0	0
1985	Eric Lewis	16	348	21.8	0
1986	Eric Starr	18	367	20.4	0
1987	RANDY MARRIOTT	27	607	22.5	0
1988	Randy Marriott	28	539	19.3	0
1989	Eric Blount	24	554	23.1	0
1990	Eric Blount	25	604	24.2	0
1991	ERIC BLOUNT	25	679	27.2	1
1992	Randy Jordan	17	388	22.8	0
1993	Marcus Wall	31	734	23.7	0
1994	MARCUS WALL	27	743	27.5	1
1995	Marcus Wall	20	492	24.6	1
1996	LEON JOHNSON	14	347	24.8	1
1997	Antwon Black	11	248	22.5	0
1998	TYRELL GODWIN	12	334	27.8	1
1999	Sam Aiken	13	275	21.2	0
2000	Sam Aiken	18	365	20.3	0
2001	Kevin Knight	15	272	18.1	0
2002	Wallace Wright	29	624	21.5	0
2003	MICHAEL WADDELL**	15	475	31.7	1
2004	Mike Mason	22	508	23.1	0
2005	Brandon Tate	21	542	25.8	1
2006	Brandon Tate	38	902	23.7	2
2007	Brandon Tate	39	939	24.1	0
2008	Johnny White	15	379	25.3	0
2009	Johnny White	18	369	20.5	0
2010	Da'Norris Searcy	12	299	24.9	0
2011	T.J. Thorpe	36	960	26.7	1
2012	Sean Tapley	31	725	23.4	1
2013	T.J. Logan	19	511	26.9	2
2014	T.J. Logan	16	405	25.3	0
2015	T.J. Logan	21	492	23.4	0

**Led the nation

PUNT RETURNS

Year	Name	No.	Yds	Avg	TD
1931	Johnny Branch	10	198	19.8	1
1932	Charles Woollen	30	259	8.6	1
1933	Charles Woollen	24	177	7.4	0
1934	Don Jackson	38	304	8.0	0
1935	Don Jackson	44	363	8.3	1
1936	Crowell Little	37	355	9.6	0
1937	George Stirnweiss	14	183	13.1	0
1938	George Stirnweiss	22	232	10.5	0
1939	George Stirnweiss	22	303	13.8	0
1940	Jim Lalanne	20	187	9.4	0
1941	Hugh Cox	19	273	14.4	1
1942	Hugh Cox	16	165	10.3	0
1943	Eddie Teague	20	205	10.3	0
1944	Jack Foster	11	94	8.5	0
1945	Bob Warren	6	75	12.5	0
1946	Charlie Justice	18	228	12.7	1
1947	Charlie Justice	24	283	11.8	0
1948	Charlie Justice	19	332	17.5	2
1949	Charlie Justice	7	123	17.6	1
1950	Bud Carson	23	219	9.5	0
1951	Bud Carson	25	318	12.7	0
1952	Len Bullock	12	177	14.7	1
1953	Connie Gravitte	8	104	13.0	0
1954	Connie Gravitte	9	60	6.7	0
1955	Dave Reed	7	118	16.9	1
1956	Ed Sutton	9	56	6.2	0
1957	Jim Schuler	8	102	12.8	0
1958	Wade Smith	9	49	5.4	0
1959	Lenny Beck	4	49	12.3	0
1960	John Flournoy	6	60	10.0	0
1961	Ward Marslender	7	44	6.3	0
1962	Ward Marslender	3	19	6.3	0
1963	Dave Braine	10	67	6.7	0
1964	Ron Tuthill	13	113	8.7	0
1965	David Riggs	17	146	8.6	1
1966	David Riggs	21	235	11.2	0
1967	Landy Blank	17	162	9.5	0
1968	Ken Price	10	91	9.1	0
1969	RUSTY CULBRETH	27	215	8.0	0
1970	Rusty Culbreth	10	92	9.2	0
1971	Rusty Culbreth	14	112	8.0	0
1972	Phil Lamm	3	225	11.8	1
1973	Jimmy DeRatt	13	117	9.0	0
1974	Mel Collins	12	95	7.9	1
1975	Mel Collins	16	122	7.6	0
1976	MEL COLLINS	15	160	10.7	0
1977	Mel Collins	21	68	3.2	0
1978	Ricky Barden	23	162	7.0	0
1979	Ricky Barden	24	119	5.0	0
1980	Greg Poole	41	351	8.6	0

1981	Greg Poole	29	349	12.0	0
1982	Greg Poole	20	216	10.8	0
1983	Walter Black	40	418	10.5	1
1984	Walter Bailey	14	76	5.4	0
1985	Eric Starr	13	149	11.5	1
1986	Eric Lewis	21	213	10.1	1
1987	Victor Bullock	12	82	6.8	0
1988	ERIC BLOUNT	15	148	9.9	0
1989	Eric Blount	15	67	4.5	0
1990	Randall Felton	28	190	6.8	1
1991	Eric Blount	31	394	12.7	1
1992	Randall Felton	30	289	9.6	1
1993	Steven Jerry	20	153	7.7	0
1994	LEON JOHNSON *	13	199	15.3	1
1995	Octavus Barnes	18	176	9.8	0
1996	Leon Johnson	13	191	14.7	1
1997	Dre' Bly	19	127	6.7	0
1998	Kory Bailey	13	170	13.1	0
1999	Kory Bailey	15	62	4.1	0
2000	Bosley Allen	28	421	15.0	2
2001	Bosley Allen	32	331	10.3	0
2002	Michael Waddell	17	72	4.2	0
2003	Michael Waddell	11	159	14.5	0
2004	Jarwarski Pollock	19	160	8.4	0
2005	Brandon Tate	29	267	9.2	0
2006	Brandon Tate	20	194	9.7	1
2007	Brandon Tate	23	216	9.4	1
2008	Brandon Tate	7	158	22.6	1
2009	Da'Norris Searcy	23	355	14.5	1
2010	Da'Norris Searcy	12	93	7.8	0
2011	Charles Brown	12	30	2.5	0
2012	GIOVANI BERNARD	10	263	16.4	2
2013	RYAN SWITZER**	24	502	20.9	5
2014	Ryan Switzer	37	172	4.6	0
2015	Ryan Switzer	22	302	13.7	2

All CAPS are ACC leaders

* Octavus Barnes led the ACC in punt return average, but Johnson led UNC in punt return yardage

**led the nation

INTERCEPTIONS

Year	Name	No.	Yds	TD
1931	Nine men had one each.			
1932	June Underwood	3	13	0
1933	George Barclay	2	37	1
1934	Herman Snyder	4	12	0
1935	Don Jackson	6	32	0
1936	Jim Hutchins	3	11	0
	Crowell Little	3	0	0
	George Watson	3	0	0
1937	George Radman	4	8	0
	Tom Burnette	4	15	0
1938	George Watson	4	16	0
1939	Jim Lalanne	3	78	0
	George Radman	3	43	0
	Leo Slotnick	3	40	0
1940	Jim Lalanne	3	36	0
	Frank O'Hare	3	35	0
1941	Emil Serlich	3	55	0
1942	Chan Highsmith	3	8	0
1943	Billy Myers	3	23	0
1944	Bob Warren	2	63	1
	Jim Camp	2	19	0
	Bill Voris	2	8	0
1945	Merl Norcross	3	30	0
1946	Jim Camp	2	39	0
1947	Bill Flamish	3	67	1
1948	Bill Maceyko	3	125	2
	Bob Kennedy	3	49	0
1949	Dick Bunting	6	42	1
1950	Chal Port	3	72	0
	Bud Carson	3	34	0
	Dick Bunting	3	8	0
1951	Bud Wallace	5	11	0
1952	Dick Lackey	4	27	0
1953	Connie Gravitte	3	34	0
1954	Connie Gravitte	3	57	0
	Bill Kirkman	3	26	0

YEAR-BY-YEAR LEADERS

1960	Milam Wall	4	22	0
1961	Junior Edge	7	104	0
1962	Dave Braine	2	13	0
	Tommy Ward	2	0	0
1963	Jerry Cabe	2	24	0
	Eddie Kesler	2	4	0
	Ronnie Jackson	2	3	0
1964	Eddie Kesler	2	39	0
	Chris Hanburger	2	11	0
1965	Bill Darnall	2	83	1
	Bill Edwards	2	37	0
	Alan McArthur	2	11	0
1966	Gayle Bomar	3	30	0
1967	Ken Price	2	34	0
	Jack Davenport	2	7	0
	Lyn Duncan	2	3	0
	Landy Blank	2	0	0
1968	John Lacy Harris	2	32	1
	Ken Price	2	29	0
	Dave Jackson	2	21	0
1969	Ricky Packard	4	21	0
1970	Lou Angelo	5	37	0
1971	Richard Stilley	5	58	0
1972	LOU ANGELO	8	72	0
1973	Jimmy DeRatt	2	33	0
1974	Russ Conley	3	27	0
	Jimmy DeRatt	3	19	0
1975	Russ Conley	2	24	0
	Ken Sheets	2	17	0
	Jeff Caldwell	2	0	0
1976	BOBBY CALE	5	8	0
1977	Bobby Cale	4	22	0
1978	Ricky Barden	4	61	0
1979	Steve Streater	5	66	0
	Buddy Curry	5	27	0
1980	STEVE STREATER	5	43	0
1981	Walter Black	6	31	0
1982	Steve Hendrickson	3	18	0
1983	Steve Moss	3	8	0
1984	Tim Morrison	3	17	0
1985	LARRY GRIFFIN	6	24	0
1986	DERRICK DONALD	6	51	0
1987	Norris Davis	2	50	1
	Dan Vooletich	2	13	0
1988	Victor Bullock	3	50	0
1989	Torin Dorn	3	85	1
1990	Cookie Massey	5	109	1
1991	Eric Gash	3	8	0
1992	Sean Crocker	4	31	0
1993	Sean Crocker	4	65	0
	Sean Boyd	4	24	0
1994	Mike Morton	2	71	1
	Sean Boyd	2	51	0
1995	Brian Simmons	2	1	0
1996	DRE' BLY**	11	141	1
1997	Dre' Bly	5	55	1
1998	Steve Fisher	5	77	1
1999	Errol Hood	5	21	1
2000	Errol Hood	2	12	0
2001	Julius Peppers	3	42	1
2002	Michael Waddell	2	33	0
2003	Mahlon Carey	2	0	0
2004	Larry Edwards	2	56	0
	Jacoby Watkins	2	0	0
2005	Trimane Goddard	3	1	0
2006	Kareen Taylor	5	96	0
2007	Deunta Williams	3	84	0
2008	TRIMANE GODDARD**	7	156	1
2009	Deunta Williams	6	114	0
2010	Da'Norris Searcy	4	53	1
2011	Tre Boston	3	20	0
	Zach Brown	3	24	0
2012	Tim Scott	4	50	1
	Tre Boston	4	38	1
2013	Tre Boston	5	19	0
2014	Brian Walker	3	149	1
2015	M.J. Stewart	4	21	0

**led the nation
All CAPS are conference leaders.

ALL-PURPOSE YARDS

Year	Name	Rush	Rec	Ret	Total
1931	Rip Slusser	421	231	109	761
1932	Charles Woollen	-11	67	351	407
1933	Charles Woollen	59	56	177	292
1934	Don Jackson	175	17	316	508
1935	Don Jackson	492	90	490	1072
1936	Crowell Little	242	33	456	731
1937	Tom Burnette	418	6	102	526
1938	George Stirnweiss	301	0	274	575
1939	George Stirnweiss	362	0	417	779
1940	Jim Lalanne	541	0	335	876
1941	Hugh Cox	394	0	388	782
1942	Joe Austin	200	174	301	675
1943	Eddie Teague	379	0	225	604
1944	Jim Camp	49	157	266	472
1945	Bill Voris	291	59	0	350
1946	Charlie Justice	943	41	573	1557
1947	Charlie Justice	548	119	439	1106
1948	Charlie Justice	766	46	483	1295
1949	Art Weiner	6	762	5	773
1950	Dick Bunting	401	65	111	577
1951	Larry Parker	13	7	501	521
1952	Bud Wallace	149	29	240	418
1953	Ken Keller	432	60	326	818
1954	Connie Gravitte	348	140	184	672
1955	Ken Keller	353	20	371	744
1956	Ed Sutton	748	159	397	1304
1957	Emil DeCantis	269	137	97	503
1958	Wade Smith	449	194	171	814
1959	Wade Smith	414	181	145	740
1960	Bob Elliott	356	34	67	457
1961	GIB CARSON	406	147	334	887
1962	Bob Lacey	0	668	13	681
1963	Ken Willard	648	188	177	1013
1964	KEN WILLARD	835	219	215	1269
1965	Tom Lampman	444	117	225	786
1966	David Riggs	399	97	715	1211
1967	David Riggs	147	95	408	650
1968	Don McCauley	360	313	550	1223
1969	DON MCCAULEY	1092	238	440	1770
1970	DON MCCAULEY**	1720	235	66	2021
1971	LEWIS JOLLEY	712	367	376	1455
1972	Ike Oglesby	707	0	0	707
1973	Sammy Johnson	1006	47	0	1053
1974	JAMES BETTERSON	1082	53	512	1647
1975	Mike Voight	1250	9	25	1284
1976	MIKE VOIGHT	1407	32	0	1439
1977	Amos Lawrence	1211	0	0	1211
1978	Amos Lawrence	1043	125	108	1276
1979	Amos Lawrence	1019	188	36	1243
1980	Kelvin Bryant	1039	194	25	1258
1981	Kelvin Bryant	1015	60	0	1075
1982	Kelvin Bryant	1064	249	0	1313
1983	Tyrone Anthony	1063	138	103	1304
1984	ETHAN HORTON	1247	254	0	1501
1985	Earl Winfield	62	696	0	758
1986	DERRICK FENNER	1250	122	0	1372
1987	RANDY MARRIOTT	12	634	607	1253
1988	Kennard Martin	1146	36	107	1289
1989	Eric Blount	409	102	621	1132
1990	Eric Blount	381	92	715	1188
1991	Eric Blount *	28	139	1073	1240
1992	Natrone Means	1195	93	0	1288
1993	Leon Johnson	1012	233	21	1266
1994	Leon Johnson	805	266	288	1359
1995	Leon Johnson	963	408	0	1371
1996	Leon Johnson	913	381	538	1832
1997	Jonathan Linton	1004	286	0	1290
1998	Na Brown	48	897	78	1023
1999	Kory Bailey	-8	418	285	695
2000	Bosley Allen	-7	634	506	1133
2001	Sam Aiken	1	789	184	974
2002	Sam Aiken	0	990	18	1008
2003	Mike Mason	0	313	651	966
2004	Chad Scott	796	107	36	939
2005	Brandon Tate	0	0	809	809
2006	Brandon Tate	20	72	1096	1188
2007	Brandon Tate	131	479	1155	1765
2008	Hakeem Nicks	34	1222	134	1390
2009	Greg Little	166	724	222	1112
2010	Johnny White	720	288	0	1008
2011	Giovani Bernard	1253	362	0	1615
2012	GIOVANI BERNARD	1228	490	263	1981
2013	T.J. Logan	533	124	511	1168

2014	T.J. Logan	582	144	405	1131
2015	Elijah Hood	1463	71	0	1534

All CAPS are conference leaders

**led the nation

*Natrone Means led the ACC based on yards per game average, although Blount led UNC in all-purpose yards



Tre Boston led the team in interceptions for three consecutive seasons from 2011-13.

YEAR-BY-YEAR TEAM STATISTICS

Year	NORTH CAROLINA														OPPONENTS									
	Offense			Rush	Rush	Rush	Pass	Pass	Pass	Comp	Pass	Pass	First	Pts	Ppg	Offense	Rush	Rush	Pass	Pass	First	Pts	Ppg	
	G	Yds	Ypg	Att	Yds	Ypg	Att	Cmp	Int	Pct	Yds	Ypg	Dwns			Yds	Ypg	Yds	Ypg	Yds	Ypg			Dwns
1931	10	2283	228.3	487	1704	170.4	94	33	19	.351	579	57.9	92	114	11.4	1688	168.8	1428	142.8	260	26.0	79	92	9.2
1932	10	1767	176.7	392	1051	105.1	136	47	19	.346	716	71.6	84	84	8.4	1848	184.8	1438	143.8	410	41.0	67	142	14.2
1933	9	1419	157.7	355	751	83.4	129	38	20	.295	668	74.2	73	71	7.9	1539	171.0	1221	135.7	318	35.3	67	90	10.0
1934	9	1764	196.0	381	1208	134.2	103	35	16	.340	556	61.8	86	125	13.9	945	105.0	586	65.1	359	39.9	57	34	3.8
1935	9	2657	295.2	419	1688	187.6	147	68	16	.463	969	107.7	115	270	30.0	999	111.0	421	46.8	578	64.2	44	44	4.9
1936	10	2402	240.2	446	1807	180.7	95	40	15	.421	595	59.5	110	190	19.0	2047	204.7	1198	119.8	849	84.9	109	100	10.0
1937	9	2931	325.7	466	2283	253.7	105	42	16	.400	648	72.0	129	173	19.2	1398	155.3	783	87.0	615	63.3	82	39	4.3
1938	9	1881	209.0	405	1331	147.9	101	41	12	.406	550	61.1	87	117	13.0	1573	174.8	1063	118.1	510	56.7	84	37	4.1
1939	10	2496	249.6	376	1534	153.4	173	83	19	.480	962	96.2	104	228	22.8	1512	151.2	1008	100.8	504	50.4	83	52	5.2
1940	10	2568	256.8	459	1920	192.0	134	52	17	.388	648	64.8	113	159	15.9	1905	190.5	1236	123.6	669	66.9	89	98	9.8
1941	10	1893	189.3	395	1340	134.0	136	44	23	.324	553	55.3	80	130	13.0	2359	235.9	1607	160.7	752	75.2	112	172	17.2
1942	9	2250	250.0	351	1604	178.2	95	39	22	.411	646	71.8	83	149	16.6	1955	217.2	1186	131.8	769	85.4	102	102	11.3
1943	9	2435	270.6	430	1924	213.8	94	33	14	.351	511	56.8	110	173	19.2	1574	174.9	1146	127.3	428	47.6	69	93	10.3
1944	9	899	99.9	262	439	48.8	148	40	23	.270	460	51.1	60	33	3.7	2306	256.2	1274	141.6	1032	114.7	90	173	19.2
1945	10	2152	215.2	395	1380	138.0	144	54	16	.375	772	77.2	111	113	11.3	1857	185.7	1185	118.5	672	67.2	93	149	14.9
1946	10	2960	296.0	447	2327	232.7	86	35	15	.407	633	63.3	127	261	26.1	2100	210.0	945	94.5	1155	115.5	106	109	10.9
1947	10	3122	312.2	458	1881	188.1	178	78	17	.438	1241	124.1	145	210	21.0	1850	185.0	881	88.1	969	96.9	89	93	9.3
1948	10	3039	303.9	439	1911	191.1	174	81	15	.466	1128	112.8	141	255	25.5	1780	178.0	896	89.6	884	88.4	80	80	8.0
1949	10	2425	242.5	422	1205	120.5	191	96	15	.503	1220	122.0	128	177	17.7	2817	281.7	1513	151.3	1304	130.4	119	178	17.8
1950	10	2044	204.4	456	1162	116.2	166	72	12	.434	882	88.2	113	101	10.1	2583	258.3	1426	142.6	1157	115.7	121	122	12.2
1951	10	2214	221.4	459	1257	125.7	185	83	20	.449	957	95.7	140	120	12.0	3221	322.1	2108	210.8	1113	111.3	147	224	22.4
1952	8	1476	184.5	346	933	116.6	120	41	12	.342	543	67.9	72	110	13.8	2769	346.1	1651	206.4	1118	139.8	136	206	25.8
1953	10	2643	264.3	459	1955	195.5	163	60	9	.368	688	68.8	140	173	17.3	3215	321.5	2433	243.3	782	78.2	154	187	18.7
1954	10	2575	257.5	456	1850	185.0	141	68	17	.482	725	72.5	136	140	14.0	2846	284.6	2056	205.6	790	79.0	148	222	22.2
1955	10	1861	186.1	420	1288	128.8	122	40	14	.328	573	57.3	107	117	11.7	3145	314.5	2069	206.9	1076	107.6	150	218	21.8
1956	10	2515	251.5	458	1857	185.7	132	45	9	.341	658	65.8	133	99	9.9	3308	330.8	2479	247.9	829	82.9	178	183	18.3
1957	10	2304	230.4	481	1474	147.4	137	59	12	.431	830	83.0	129	142	14.2	2564	256.4	1947	194.7	617	61.7	139	129	12.9
1958	10	3198	319.8	483	1820	182.0	175	85	12	.486	1378	137.8	154	195	19.5	2397	239.7	1349	134.9	1048	104.8	131	109	10.9
1959	10	3089	308.9	482	1851	185.1	209	90	10	.431	1238	123.8	170	198	19.8	2574	257.4	1611	161.1	963	96.3	158	142	14.2
1960	10	2721	272.1	511	1717	171.7	168	73	19	.435	1004	100.4	152	117	11.7	2430	243.0	1754	175.4	676	67.6	143	161	16.1
1961	10	2255	225.5	482	1375	137.5	166	74	12	.446	880	88.0	131	121	12.1	2431	243.1	1474	147.4	957	95.7	132	141	14.1
1962	10	2352	235.2	377	1034	103.4	222	116	17	.523	1318	131.8	131	112	11.2	3193	319.3	2182	218.2	1011	101.1	174	206	20.6
1963	10	3414	341.4	487	1809	180.9	243	129	15	.531	1605	160.5	197	162	16.2	2264	226.4	1420	142.0	844	84.4	122	103	10.3
1964	10	3005	300.5	465	1724	172.4	221	106	14	.480	1281	128.1	167	178	17.8	2573	257.3	1462	146.2	1111	111.1	145	135	13.5
1965	10	2827	282.7	411	1545	154.5	240	123	16	.492	1278	127.8	152	146	14.6	3469	346.9	1686	168.6	1783	178.3	177	195	19.5
1966	10	2647	264.7	399	1064	106.4	295	159	19	.539	1583	158.3	169	90	9.0	3046	304.6	1965	196.5	1081	108.1	163	196	19.6
1967	10	2616	261.6	460	1452	145.2	225	105	9	.467	1164	116.4	155	104	10.4	3267	326.7	2138	213.8	1129	112.9	188	182	18.2
1968	10	3255	325.5	529	1720	172.0	230	109	13	.474	1535	153.5	169	178	17.8	3876	387.6	2347	234.7	1529	152.9	198	272	27.2
1969	10	3662	366.2	630	2615	261.5	140	69	17	.493	1047	104.7	184	200	20.0	2618	261.8	1085	108.5	1533	153.3	138	164	16.4
1970	11	4523	411.2	732	3137	285.2	178	100	14	.562	1386	126.0	243	346	31.5	2864	260.4	1048	95.3	1816	165.1	139	179	16.3
1971	11	4015	365.0	681	2912	264.7	154	79	7	.513	1103	100.3	225	285	25.9	3062	278.4	1479	134.5	1583	143.9	163	145	13.2
1972	11	4055	368.6	642	2684	244.0	177	87	8	.492	1371	124.6	200	292	26.5	3501	318.3	1752	159.3	1749	159.0	187	182	16.5
1973	11	3918	356.2	559	2480	225.5	215	116	13	.540	1438	130.7	209	242	22.0	3677	334.3	2292	208.4	1385	125.9	190	266	24.2
1974	11	4691	426.5	630	2925	265.9	180	122	6	.678	1766	160.5	253	340	30.9	4004	364.0	2829	257.2	1175	106.8	226	253	23.0
1975	11	3720	338.2	594	2466	224.2	197	98	12	.497	1254	114.0	208	207	18.8	4288	389.8	2810	255.5	1478	134.4	229	272	24.7
1976	11	3708	337.1	652	2694	244.9	152	74	7	.487	1014	92.2	212	243	22.1	4018	365.3	2311	210.1	1707	155.2	218	199	18.1
1977	11	3714	337.6	654	2668	242.5	157	79	9	.503	1046	95.1	211	234	21.3	2624	238.5	1487	135.2	1137	103.4	149	81	7.4
1978	11	3755	341.4	594	2152	195.6	263	139	16	.529	1603	145.7	213	199	18.1	3647	331.5	2144	194.9	1503	136.6	207	218	19.8
1979	11	4108	373.5	609	2462	223.8	238	127	10	.534	1646	149.6	216	273	24.8	3338	303.5	1656	150.5	1682	152.9	185	152	13.8
1980	11	4018	365.3	633	2977	270.6	167	84	10	.503	1041	94.6	208	281	25.5	2821	256.5	1380	125.5	1441	131.0	175	123	11.2
1981	11	4573	415.7	626	3019	274.5	227	118	12	.520	1554	141.3	236	344	31.3	3256	296.0	1213	110.3	2043	185.7	186	123	11.2
1982	11	4768	433.5	635	2881	261.9	266	135	12	.508	1887	171.5	261	322	29.3	2602	236.5	1112	101.1	1490	135.5	154	139	12.6
1983	11	4860	441.8	600	3046	276.9	265	156	9	.589	1814	164.9	268	334	30.4	3254	295.8	1494	135.8	1760	160.0	180	188	17.1
1984	11	4099	372.6	504	2147	195.2	299	160	11	.535	1952	177.5	218	234	21.3	4523	411.2	1943	176.6	2580	234.5	240	274	24.9

YEAR-BY-YEAR TEAM STATISTICS

Year	G	NORTH CAROLINA													OPPONENTS									
		Offense		Rush	Rush	Rush	Pass	Pass	Pass	Comp	Pass	Pass	First	Pts	Ppg	Offense	Rush	Rush	Pass	Pass	First	Pts	Ppg	
		Yds	Ypg	Att	Yds	Ypg	Att	Cmp	Int	Pct	Yds	Ypg	Dwns		Yds	Ypg	Yds	Ypg	Yds	Ypg	Dwns	Pts	Ppg	
1985	11	3590	326.4	445	1485	135.0	336	180	16	.536	2105	191.4	201	224	20.4	3912	355.6	1754	159.5	2158	196.2	204	223	20.3
1986	11	4796	436.0	553	2777	252.5	269	154	10	.572	2019	183.5	243	284	25.8	4258	387.1	1665	151.4	2593	235.7	223	249	22.6
1987	11	3893	353.9	498	1837	167.0	300	155	17	.517	2056	186.9	215	214	19.5	3732	339.3	1673	152.1	2059	187.2	216	207	18.8
1988	11	3673	333.9	489	2184	198.5	296	132	16	.446	1489	135.4	218	217	19.7	5090	462.7	2540	230.9	2550	231.8	262	391	35.5
1989	11	2815	255.9	416	1431	130.1	296	121	22	.409	1384	125.8	155	138	12.5	4547	413.4	2613	237.5	1934	175.8	251	297	27.0
1990	11	3355	305.0	502	1781	161.9	254	128	7	.504	1574	143.1	176	227	20.6	3620	329.1	1349	122.6	2271	206.5	210	186	16.9
1991	11	3827	347.9	514	2045	185.9	271	163	12	.601	1782	162.0	210	282	25.6	3491	317.4	1352	122.9	2139	194.5	198	199	18.1
1992	11	4375	397.7	535	2439	221.7	259	138	11	.533	1936	176.0	211	268	24.4	3592	326.5	1642	149.3	1950	177.3	202	216	19.6
1993	12	5256	438.0	628	3036	253.0	256	160	12	.625	2220	185.0	276	421	35.1	3868	322.3	1230	102.5	2638	219.8	206	229	19.1
1994	11	4482	407.5	552	2496	226.9	251	137	10	.546	1986	180.5	231	343	31.2	3512	319.3	1267	115.2	2245	204.1	181	232	21.1
1995	11	4362	396.5	488	1675	152.3	359	201	20	.560	2687	244.3	231	264	24.0	2940	267.3	1304	118.5	1636	148.7	164	210	19.1
1996	11	4043	367.5	456	1305	118.6	372	226	6	.608	2738	248.9	216	337	30.6	2482	225.6	813	73.9	1669	151.7	135	110	10.0
1997	11	4168	378.9	420	1288	117.1	366	221	12	.604	2880	261.8	212	306	27.8	2302	209.3	857	77.9	1445	131.4	143	143	13.0
1998	11	3616	328.7	414	1431	130.1	333	168	14	.505	2185	198.6	181	268	24.4	3813	346.6	1404	127.6	2409	219.0	186	270	24.5
1999	11	3043	276.6	494	1585	144.1	258	117	14	.453	1458	132.6	173	186	16.9	4114	374.0	2098	190.7	2016	183.3	219	272	24.7
2000	11	4082	371.1	473	1633	148.5	318	170	12	.535	2449	222.6	216	269	24.5	3602	327.5	1138	103.5	2464	224.0	178	284	25.8
2001	12	4402	366.8	479	1530	127.5	363	205	16	.565	2872	239.3	229	321	26.8	3664	305.3	1498	124.8	2166	180.5	206	261	21.8
2002	12	4429	369.1	414	1230	102.5	433	237	14	.547	3199	266.6	238	223	18.6	5429	452.4	2654	221.2	2775	231.2	276	421	35.1
2003	12	4732	394.3	387	2096	150.4	429	258	11	.601	2927	243.9	238	317	26.4	6063	505.2	2724	227.0	3339	278.2	310	459	38.8
2004	12	4688	390.7	436	2115	176.2	339	202	11	.596	2573	214.4	222	319	26.6	5358	446.5	2621	218.4	2737	228.1	279	382	31.8
2005	11	3473	315.7	403	1116	101.5	356	183	12	.514	2357	214.3	198	198	18.0	3841	349.2	1520	138.2	2321	211.0	210	288	26.2
2006	12	3516	293.0	382	1360	113.3	333	169	18	.508	2156	179.7	190	216	18.0	4419	368.2	2073	172.8	2346	172.8	238	366	30.5
2007	12	3904	325.3	402	1190	99.2	365	218	18	.598	2714	226.2	201	254	21.2	4197	349.8	1710	142.5	2487	207.2	228	294	24.5
2008	13	4178	321.4	451	1594	122.6	320	182	12	.569	2584	198.8	205	360	27.7	4750	365.4	1812	139.4	2938	226.0	265	275	21.2
2009	13	4001	307.8	477	1727	132.8	368	220	14	.598	2274	174.9	228	309	23.8	3505	269.6	1243	95.6	2260	174.0	202	222	17.1
2010	13	5066	389.7	440	1634	125.7	425	283	9	.666	3432	264.0	246	329	25.3	4401	338.5	1633	125.6	2768	212.9	234	302	23.2
2011	13	5112	393.2	442	1805	138.8	371	249	13	.671	3307	254.4	250	364	28.0	4748	365.2	1611	123.9	3137	241.3	259	323	24.8
2012	12	5827	485.6	457	2326	193.8	441	287	7	.651	3501	291.8	292	487	40.6	4675	389.6	1712	142.7	2963	246.9	250	308	25.7
2013	13	5534	425.7	490	1928	148.3	453	283	11	.625	3606	277.4	279	425	32.7	5241	403.2	2372	182.5	2869	220.7	278	318	24.5
2014	13	5587	429.8	496	1973	151.8	509	315	13	.619	3614	278.0	311	432	33.2	6472	497.8	3126	240.5	3346	257.4	316	507	39.0
2015	14	6817	486.9	527	3142	224.4	409	261	10	.638	3675	262.5	335	570	40.7	6103	435.9	3463	247.4	2640	188.6	344	343	24.5

Prior to 2002, statistics did not include bowl games

CAROLINA'S BOWL GAME RESULTS

1947 Sugar	Georgia 20, Carolina 10
1949 Sugar	Oklahoma 14, Carolina 6
1950 Cotton	Rice 27, Carolina 13
1963 Gator	Carolina 35, Air Force 0
1970 Peach	Arizona State 48, Carolina 26
1971 Gator	Georgia 7, Carolina 3
1972 Sun	Carolina 32, Texas Tech 28
1974 Sun	Mississippi State 26, Carolina 24
1976 Peach	Kentucky 21, Carolina 0
1977 Liberty	Nebraska 21, Carolina 17
1979 Gator	Carolina 17, Michigan 15
1980 Bluebonnet	Carolina 16, Texas 7
1981 Gator	Carolina 31, Arkansas 27
1982 Sun	Carolina 26, Texas 10
1983 Peach	Florida State 28, Carolina 3
1986 Aloha	Arizona 30, Carolina 21
1993 Peach	Carolina 21, Mississippi State 17
1993 Gator	Alabama 24, Carolina 10
1994 Sun	Texas 35, Carolina 31
1995 Carquest	Carolina 20, Arkansas 10
1997 Gator	Carolina 20, West Virginia 13
1998 Gator	Carolina 42, Virginia Tech 3
1998 Las Vegas	Carolina 20, San Diego State 13
2001 Peach	Carolina 16, Auburn 10
2004 Continental Tire	Boston College 37, Carolina 24
2008 Meineke Car Care	West Virginia 31, Carolina 30
2009 Meineke Car Care	Pittsburgh 19, Carolina 17
2010 Music City	Carolina 30, Tennessee 24 (2OT)
2011 Independence	Missouri 41, Carolina 24
2013 Belk	Carolina 39, Cincinnati 17

2014 Quick Lane

Rutgers 40, Carolina 21

2015 Russell Athletic

Baylor 49, Carolina 38

32 Bowls:

14 wins, 18 losses

CAROLINA BOWL GAME RECORDS

TEAM

Most Points: 42 vs. Virginia Tech (1998 Gator)

Fewest Points: 0 vs. Kentucky (1976 Peach)

Most Yards Rushing: 283 vs. Arkansas (1981 Gator)

Most Yards Passing: 318 vs. Virginia Tech (1998 Gator)

Most Total Yards: 487 vs. Baylor (2015 Russell Athletic)

Most Points Allowed: 49 by Baylor (2015 Russell Athletic)

Fewest Points Allowed: 0 by Air Force (1963 Gator)

Most Rushing Yards Allowed: 645 by Baylor (2015 Russell Athletic)

Most Passing Yards Allowed: 328 by Michigan (1979 Gator)

Most Total Yards Allowed: 756 by Baylor (2015 Russell Athletic)

INDIVIDUAL

Rushing Attempts: 36 by Don McCauley vs. Arizona State (1970 Peach)

Rushing Yards: 195 by Leon Johnson vs. Arkansas (1995 Carquest)

Rushing Touchdowns: 3 by Don McCauley vs. Arizona State (1970 Peach)

Longest Touchdown Run: 59 yards by Amos Lawrence vs. Texas (1980 Bluebonnet)

Pass Attempts: 41 by Darian Durant vs. Boston College (2004 Continental Tire)

Pass Completions: 25 by Marquise Williams vs. Rutgers (2014 Quick Lane)

Passing Yardage: 317 by Bryn Renner vs. Missouri (2011 Independence)

Passing Touchdowns: 3 by Chris Keldorf vs. Virginia Tech (1998 Gator); by Darian Durant vs. Boston College (2004 Continental Tire); by Bryn Renner vs. Missouri (2011 Independence); by Marquise Williams vs. Baylor (2015 Russell Athletic)

Receptions: 9 by Corey Holliday vs. Alabama (1993 Gator); by Octavus Barnes vs. Texas (1994 Sun); by Ryan Taylor vs. Tennessee (2010 Music City)

Receiving Yardage: *217 by Hakeem Nicks vs. West Virginia (2008 Meineke); 165 by Octavus Barnes vs. Texas (1994 Sun)

Receiving Touchdowns: *3 by Hakeem Nicks vs. West Virginia (2008 Meineke); 2 by Ted Leverenz vs. Texas Tech (1972 Sun), 2 by Octavus Barnes vs. Virginia Tech (1998 Gator)

Longest Touchdown Reception: 87 yards by L.C. Stevens from Mike Thomas vs. Arkansas (1995 Carquest)

Longest Field Goal: 53 yards by Rob Rogers vs. Texas (1982 Sun)

*participation later vacated due to NCAA penalty

OPPONENT RECORDS

INDIVIDUAL

TOTAL OFFENSE

MOST PLAYS: 68 by John Kaleo of Maryland, 1992
MOST YARDS GAINED: 479 by Andrew Walter of Arizona State, 2002
MOST YARDS GAINED BY A FRESHMAN: 463 by DeShaun Watson of Clemson, 2014
MOST TOUCHDOWNS RESPONSIBLE FOR: 6 by Doug Flutie of Boston College, 1984; by Scott Milanovich of Maryland, 1993; by Scott O'Brien of Maryland, 2003; by Tajh Boyd, Clemson, 2011; by Shane Carden of ECU, 2013; by DeShaun Watson, Clemson, 2014

RUSHING

MOST RUSHES: 39 by Bill Lovett of Maryland, 1968; by Ron Bass of South Carolina, 1974; by Lance Ball of Maryland, 2005
MOST YARDS GAINED: 299 by Johnny Jefferson of Baylor, 2015
MOST YARDS GAINED BY TEAMMATES: 455 by Johnny Jefferson (299) and Devin Chafin (156) of Baylor, 2015
MOST YARDS GAINED IN A SEASON OPENER: 201 by Ray Rice of Rutgers, 2006
MOST TOUCHDOWNS SCORED BY RUSHING: 5 by Pete Johnson of Ohio State, 1975
HIGHEST AVERAGE PER RUSH (MIN 15): 15.0 (16-240) by Willie Joyner of Maryland, 1982
LONGEST RUN FROM SCRIMMAGE: 85 by Jonathan Dwyer, Georgia Tech, 2008
LONGEST RUN FROM SCRIMMAGE BY A FRESHMAN: 80 by Elliot Walker of Pittsburgh, 1974

PASSING

MOST PASSES ATTEMPTED: 58 by John Kaleo of Maryland, 1992; by Andrew Walter of Arizona State, 2003; Dominique Davis of ECU, 2011
MOST PASSES COMPLETED: 41 by Dominique Davis of ECU, 2011
MOST PASSES COMPLETED BY A FRESHMAN: 27 by Steve Slayden of Duke, 1984; by DeShaun Watson of Clemson, 2014
MOST PASSES HAD INTERCEPTED: 4, (11 times) most recently by Stephen Morris, Miami, 2013
MOST YARDS GAINED: 479 by Dave Brown of Duke, 1989
MOST YARDS GAINED BY A FRESHMAN: 435 by DeShaun Watson of Clemson, 2014
MOST YARDS GAINED IN A SEASON OPENER: 322 by Lang Campbell of William & Mary, 2004
MOST CONSECUTIVE PASSES COMPLETED: 16 by Christian Ponder of Florida State, 2009
MOST PASSES ATTEMPTED WITHOUT AN INTERCEPTION: 58 by Andrew Walter of Arizona State, 2003
MOST TOUCHDOWN PASSES: 6 by Doug Flutie of Boston College, 1984; by Dashaun Watson of Clemson, 2014
LONGEST TOUCHDOWN PASS PLAY: 98 yards from Christian Ponder to Rod Owens of Florida State, 2009
HIGHEST PERCENTAGE OF PASSES COMPLETED: 92.0 (23 of 25) by Terry Jordan of NC State, 1992

RECEIVING

MOST CATCHES: 14 by Jon Jensen of Duke, 1994
MOST CATCHES BY A FRESHMAN: 10 by Ibn Green of Louisville, 1996; by Donovan Varner of Duke, 2008
MOST YARDS GAINED: 250 by Jermaine Lewis of Maryland, 1993
HIGHEST AVERAGE PER CATCH (Min. 5): 44.0 (5-220) by James Milling of Maryland, 1986
MOST TOUCHDOWN CATCHES: 3 by Doug Green of Duke, 1985; by James Milling of Maryland, 1986; by Clarkston Hines of Duke, 1989; by Rod Gardner of Clemson, 2000; by Anquan Boldin of Florida State, 2002

PUNTING

MOST PUNTS: 15 by Buddy Lex of William and Mary, 1948
MOST YARDS ON PUNTS: 551 by Charlie Adams of Army, 1979
HIGHEST AVERAGE PER PUNT (Min. 10): 46.5 by Matt Brennie of Wake Forest, 2000

INTERCEPTIONS

MOST INTERCEPTIONS: Several players with two
MOST YARDS ON INTERCEPTION RETURNS: 102 by Sebastian Savage of N.C. State, 1991
MOST TOUCHDOWNS ON INTERCEPTION RETURNS: One on several occasions. Most recent by Kendall Fuller of Virginia Tech, 2014

PUNT RETURNS

MOST RETURNS: 9 by Tom Flynn of Pittsburgh, 1982
MOST YARDS ON PUNT RETURNS: 157 by Patrick Peterson of LSU, 2010
HIGHEST AVERAGE PER PUNT RETURN (Min. 3): 39.3 (4-157) by Patrick Peterson of LSU, 2010
MOST TOUCHDOWNS ON PUNT RETURNS: One by several players. Most recent—87 by T.J. Graham of NC State, 2010

KICKOFF RETURNS

MOST RETURNS: 9 by Todd Handley of Idaho, 2012
MOST YARDS ON KICKOFF RETURNS: 230 by Jamal Golden, Georgia Tech, 2012
HIGHEST AVERAGE PER KICKOFF RETURN (Min. 3): 57.3 (3-172) by Marquis Weeks of Virginia, 2002
MOST TOUCHDOWNS ON KICKOFF RETURNS: One by several players. Most recent—99 by Stefon Diggs, Maryland, 2012

ALL-PURPOSE RUNNING

MOST PLAYS: 42 by Brian Calhoun of Wisconsin, 2005; by Lance Ball of Maryland, 2005
MOST YARDS GAINED: 295 by Roger Boone of Duke, 1988

SCORING

MOST POINTS: 30 by Pete Johnson of Ohio State, 1975
MOST TOUCHDOWNS: 5 by Pete Johnson of Ohio State, 1975
MOST PATS: 10 by Warren Harvey of ECU, 2014
MOST FIELD GOALS ATTEMPTED: 6 by Todd Beaverman of Virginia, 1998
MOST FIELD GOALS: 5 by Wilson Hoyle of Wake Forest, 1987; by Nelson Welch of Clemson, 1994; by Chris Gould of Virginia
MOST POINTS BY KICKING: 16 Wilson Hoyle of Wake Forest, 1987; by Nelson Welch of Clemson, 1994; by Chris Gould of Virginia, 2007

SINGLE-GAME TOTAL OFFENSE HIGHS, OPPONENTS

789 by East Carolina, 2014	L, 70-41
756 by Baylor, 2015	L, 49-38
669 by Utah, 2004	L, 46-16
657 by Arizona State, 2002	W, 38-35
656 by Duke, 1989	L, 41-0
632 by Wake Forest, 1968	L, 48-31
615 by NC State, 2003	L, 47-34
612 by Boston College, 1984	L, 52-20
612 by Maryland, 2003	L, 59-21
611 by Georgia Tech, 2014	W, 48-43
603 by East Carolina, 2013	L, 55-31

SINGLE-GAME TOTAL OFFENSE LOWS, OPPONENTS

-19 by Wake Forest, 1937	W, 28-0
6 by VMI, 1935	W, 56-0
8 by Wake Forest, 1935	W, 14-0
25 by South Carolina, 1943	W, 21-6
30 by Wake Forest, 1932	T, 0-0
31 by Virginia, 1933	W, 14-0
41 by William & Mary, 1948	T, 7-7
45 by Wake Forest, 1931	W, 37-0
45 by Duke, 1932	L, 0-7
45 by The Citadel, 1939	W, 50-0

Special thanks to Sports Information Director Emeritus Rick Brewer for researching the opponent records.

TEAM

TOTAL OFFENSE

MOST PLAYS: 101 by East Carolina, 2013
MOST YARDS: 789 by East Carolina, 2014

RUSHING

MOST RUSHES: 84 by Baylor, 2015
MOST YARDS RUSHING: 645 by Baylor, 2015
MOST TOUCHDOWNS BY RUSHING: 7 by Clemson, 2006; by Georgia Tech, 2012; by Baylor, 2015

PASSING

MOST ATTEMPTS: 59 by Arizona State, 2003
MOST COMPLETIONS: 41 by East Carolina, 2011
MOST YARDS: 479 by Duke, 1989
HIGHEST PERCENTAGE COMPLETED (Min. 25 atts.): 88.5 (23 of 26) by NC State, 1992
MOST PASSES ATTEMPTED WITHOUT AN INTERCEPTION: 59 by Arizona State, 2003
MOST TOUCHDOWN PASSES: 6 by Boston College, 1984; by Clemson, 2014

INTERCEPTIONS

MOST INTERCEPTIONS: 8 by Vanderbilt, 1932; by Duke, 1933
MOST YARDS ON INTERCEPTION RETURNS: 141 by Virginia Tech, 2006
MOST TOUCHDOWNS ON INTERCEPTION RETURNS: One by several teams, most recently Virginia Tech, 2014

PUNTING

MOST PUNTS: 18 by Virginia, 1938
MOST YARDS ON PUNTS: 645 by William and Mary, 1948
HIGHEST AVERAGE PER PUNT (Min. 10): 46.5 by Wake Forest, 2000

PUNT RETURNS

MOST RETURNS: 13 by Tennessee, 1936
MOST YARDS ON PUNT RETURNS: 163 by LSU, 2010
HIGHEST AVERAGE PER PUNT RETURN (Min. 5): 32.6 (5 for 163) by LSU, 2010
MOST TOUCHDOWNS ON PUNT RETURNS: One by several teams, most recently LSU, 2010

KICKOFF RETURNS

MOST RETURNS: 11 by Virginia, 1936
MOST YARDS ON KICKOFF RETURNS: 238 by Virginia, 2004
HIGHEST AVERAGE PER KICKOFF RETURN (Min. 3): 51.0 (3 for 153) by Virginia, 1963
MOST TOUCHDOWNS ON KICKOFF RETURNS: 2 by Tulane, 1941

SCORING

MOST POINTS: 70 by East Carolina, 2014
MOST POINTS IN A QUARTER: 39 by Maryland (2nd), 2003
MOST POINTS IN A HALF: 45 by Maryland (1st), 2003
MOST TOUCHDOWNS: 10 by East Carolina, 2014
MOST PATS BY KICKING: 10 by East Carolina, 2014
MOST TWO-POINT CONVERSIONS: Two by six teams. Most recent—by Wake Forest, 1993
MOST FIELD GOALS: 5 by Wake Forest, 1987; by Clemson, 1994; by Virginia, 2007

FIRST DOWNS

MOST FIRST DOWNS: 39 by East Carolina, 2014
MOST FIRST DOWNS RUSHING: 30 by Baylor, 2015
MOST FIRST DOWNS PASSING: 24 by Wake Forest, 1993
MOST FIRST DOWNS BY PENALTY: 6 by Duke, 1980

PENALTIES & TURNOVERS

MOST PENALTIES: 19 by Oklahoma, 1987
MOST YARDS PENALIZED: 153 by Arizona State, 2003
FEWEST PENALTIES: 0 on four occasions. Most recent—by Louisville, 2011
MOST FUMBLES: 11 by Florida, 1968
MOST FUMBLES LOST: 8 by Washington & Lee, 1953; by Florida, 1968
MOST TURNOVERS: 9 by Tennessee, 1935; by NC State, 1935; by NYU, 1937
MOST PLAYS IN A GAME WITHOUT A TURNOVER: 90 by NC State, 1978
NO PENALTIES OR TURNOVERS: Bowling Green, 1982

OPPONENT RECORDS

MOST YARDS TOTAL OFFENSE

479 by Andrew Walter, Arizona State, 2002, A
470 by Dave Brown, Duke, 1989, CH
463 by DeShaun Watson, Clemson, 2014, A
443 by Philip Rivers, NC State, 2003, A
439 by Mike Glennon, NC State, 2012, CH
428 by Patrick Pinkney, East Carolina, 2007, A
424 by Shane Carden, East Carolina, 2014, A
420 by Spence Fischer, Duke, 1994, A
418 by Domanique Davis, East Carolina, 2011, A
409 by Christian Ponder, Florida State, 2009, CH
404 by Andrew Walter, Arizona State, 2003, CH

MOST RUSHES

39 by Bill Lovett, Maryland, 1968, A
39 by Ron Bass, South Carolina, 1974, A
39 by Lance Ball, Maryland, 2005, CH
38 by Brian Calhoun, Wisconsin, 2005, CH
37 by Travis Prentice, Miami (Ohio), 1998, CH
36 by Ted Brown, NC State, 1978, CH
36 by P.J. Daniels, Georgia Tech, 2003, A

MOST YARDS RUSHING

299 by Johnny Jefferson, Baylor, 2015, N
243 by Mike Imoh, Virginia Tech, 2004, CH
240 by Willie Joyner, Maryland, 1982, CH
240 by P.J. Daniels, Georgia Tech, 2003, A
239 by Archie Griffin, Ohio State, 1972, A
220 by James Conner, Pittsburgh, 2014, CH
211 by Ron Bass, South Carolina, 1974, A
211 by Breon Allen, East Carolina, 2014, A
208 by Cedric Benson, Texas, 2002, CH
207 by Ron Rubick, Michigan State, 1962, A
204 by Joe Kane, Penn, 1943, A
202 by Josh Hicks, Rutgers, 2014, DET
201 by Ray Yauger, Clemson, 1968, A
201 by Ray Rice, Rutgers, 2006, H

LONGEST RUNS FROM SCRIMMAGE

90 by Duke Johnson, Miami, 2014, A
85 by Jonathan Dwyer, Georgia Tech, 2008, CH
84 by Willie Joyner, Maryland, 1982, CH
84 by Breon Allen, East Carolina, 2014, A
83 by Dickie Davis, Wake Forest, 1951, A
81 by Gerard Johnson, ODU, 2013, CH
80 by Joe Kane, Pennsylvania, 1943, A
80 by Buddy Luper, Virginia, 1943, CH
80 by Elliot Walker, Pittsburgh, 1974, CH
80 by Johnny Jefferson, Baylor, 2015, N

MOST PASS ATTEMPTS

58 by John Kaleo, Maryland, 1992, A
58 by Andrew Walter, Arizona State, 2003, CH
58 by Domanique Davis, East Carolina, 2011, A
57 by Spence Fischer, Duke, 1994, A
55 by Leamon Hall, Army, 1976, A
54 by Dave Brown, Duke, 1989, CH
54 by Matt Schaub, Virginia, 2001, CH
52 by Spence Fischer, Duke 1993, CH
52 by Mike Glennon, NC State, 2012, CH
51 by Dominique Davis, ECU, 2010, CH
50 by Mike Orth, Kansas, 1986, A
50 by Scott Secules, Virginia, 1987, A
50 by Scott Milanovich, Maryland, 1993, CH
50 by Jacory Harris, Miami, 2009, CH

MOST PASS COMPLETIONS

41 by Domanique Davis, East Carolina, 2011, A
34 by Scott Milanovich, Maryland, 1993, CH
34 by Andrew Walter, Arizona State, 2003, CH
34 by Thaddeus Lewis, Duke, 2008, A
33 by Dave Brown, Duke, 1989, CH
33 by Spence Fischer, Duke, 1994, A
33 by Matt Schaub, Virginia, 2001, CH
33 by Christian Ponder, Florida State, 2009, CH
33 by Dominique Davis, East Carolina, 2010, CH
32 by Shane Carden, East Carolina, 2013, CH
31 by Tim Esposito, NC State, 1983, A
31 by John Kaleo, Maryland, 1992, A
31 by Patrick Pinkney, East Carolina, 2007, A
31 by Jimmy Clausen, Notre Dame, 2008, CH

MOST PASSING YARDS

479 by Dave Brown, Duke, 1989, CH
474 by Andrew Walter, Arizona State, 2002, A
467 by Mike Glennon, NC State, 2012, CH
438 by Shane Carden, East Carolina, 2014, A
435 by DeShaun Watson, Clemson, 2014, A
423 by Philip Rivers, NC State, 2003, A
417 by Domanique Davis, East Carolina, 2011, A
408 by Andrew Walter, Arizona State, 2003, CH
406 by Patrick Pinkney, East Carolina, 2007, A
405 by Scott Milanovich, Maryland, 1993, CH

LONGEST PASS PLAYS

98 by Christian Ponder to Rod Owens, Florida St., 2009, CH
97 by Kyle Wright to Darnell Jenkins, Miami, 2007, CH
90 by Scott Gardner to Harrison Davis, Virginia, 1973, A
88 by Dan Henning to James Milling, Md., 1986, CH
84 by John Turman to Antonio Bryant, Pitt., 2000, A
83 by Charlie Whitehurst to Airese Currie, Clemson, 2002, CH
83 by Mike Glennon to Tobias Palmer, NC State, 2012, CH
83 by Logan Thomas to Willie Byrn, Virginia Tech, 2013, CH
80 by Joe Montana to Ted Burgmeier, Notre Dame, 1975, CH
80 by Scott McBrien to Scooter Monroe, Maryland, 2002, CH
80 by Philip Rivers to Jerricho Cotchery, NC State, 2003, A
80 by Sam Hollenbach to Danny Melendez, Maryland, 2005, CH

MOST RECEPTIONS

14 by Jon Jensen, Duke, 1994, A
13 by Mohamed Sanu, Rutgers, 2011, CH
13 by Michael Campanaro, Wake Forest, 2012, A
11 by Phil Rogers, Clemson, 1965, CH
11 by Mark Militello, Duke, 1982, A
11 by Roger Boone, Duke, 1988, A
11 by Desmond Clark, Wake Forest, 1997, CH
11 by Billy McMullen, Virginia, 2001, CH
11 by Derek Hagan, Arizona State, 2003, CH
10 by Robert Brooks, South Carolina, 1991, CH
10 by Ibn Green, Louisville, 1996, CH
10 by Chris Coleman, NC State, 1999, CH
10 by Steve Savoy, Utah, 2004, A
10 by Donovan Varner, Duke, 2008, A
10 by Andre Roberts, Citadel, 2009, CH
10 by Willie Haulstead, Florida State, 2010, A
10 by Lance Lewis, East Carolina, 2011, A
10 by Justin Hardy, East Carolina, 2011, A

MOST YARDS RECEIVING

250 by Jermaine Lewis, Maryland, 1993, CH
220 by James Milling, Maryland, 1986, CH
217 by Jerricho Cotchery, NC State, 2003, A
212 by Antonio Bryant, Pittsburgh, 2000, A
203 by Kelly Campbell, Georgia Tech, 1999, A
199 by Rod Owens, Florida State, 2009, CH
194 by David Knight, William & Mary, 1971, CH
187 by Wes Chandler, Florida, 1976, N
185 by Derek Hagan, Arizona State, 2003, CH
184 by Wendell Davis, LSU, 1986, A
182 by Rod Gardner, Clemson, 2000, CH
180 by Torry Holt, NC State, 1998, N

LONGEST PUNT RETURNS

97 by Dickie Harris, South Carolina, 1970, CH
88 by Eli Maricich, Georgia, 1949, CH
87 by Patrick Peterson, LSU, 2010, N
87 by T.J. Graham, NC State, 2010, CH
85 by George Canale, Tennessee, 1960, A
84 by Gary Yount, NC State, 1968, CH
80 by Loren Broadus, Florida, 1947, A
80 by Mike Stultz, NC State, 1972, CH
78 by Walter Slater, Tennessee, 1940, A
77 by Steve Suter, Maryland, 2002, CH
75 by Peter Warrick, Florida State, 1999, CH

LONGEST KICKOFF RETURNS

100 by Ace Parker, Duke, 1936, CH
100 by Lou Thomas, Tulane, 1941, A
100 by Marquis Weeks, Virginia, 2002, A
100 by Derrick Hamilton, Clemson, 2003, A
100 by Marquis Weeks, Virginia, 2004, A
100 by Jamal Golden, Georgia Tech, 2012, CH
99 by Henrie Massie, Virginia, 1963, CH
99 by Stefon Diggs, Maryland, 2012, CH
99 by Devante Edwards, Duke, 2013, CH
98 by Kevin Marion, Wake Forest, 2007, A
96 by Sam Rogers, UTEP, 1993, CH
94 by Troy Slade, Duke, 1973, CH
93 by Lou Thomas, Tulane, 1941, A
93 by Tom Powers, Duke, 1949, A
93 by Alvin Pearman, Virginia, 2004, A
93 by Demitri Knowles, Virginia Tech, 2012, CH

LONGEST INTERCEPTION RETURNS

99 by Sebastian Savage, N.C. State, 1991, A
95 by Jack Alexander, Duke, 1935, A
95 by Antwan Harris, Virginia, 1996, A
85 by W.B. Peterson, Georgia Tech, 1932, CH
84 by Michael Swistowicz, Notre Dame, 1949, N
83 by Bob Leppy, Duke, 1970, CH
80 by Joe Shaw, South Carolina, 1943, A
80 by Fred Bilyeu, Georgia, 1951, CH
77 by Aaron Curry, Wake Forest, 2007, A
76 by S. Hudacek, Fordham, 1941, CH
75 by Eli Maricich, Georgia, 1948, A

LONGEST FIELD GOALS

56 by Damon Hartman, N.C. State, 1990, CH
55 by Doug Peterson, Duke, 1987, CH
55 by Joe Sorgan, Duke, 2008, A
54 by Ron Lewis, LSU, 1985, CH
52 by David Palmer, Georgia Tech, 1987, A
52 by Chris Gardocki, Clemson, 1988, A
52 by Jud Dunlevy, Virginia Tech, 2007, A
52 by Chris Hazley, Virginia Tech, 2010, CH
51 by Derek Schmidt, Florida State, 1985, CH
51 by Dusty Mangum, Texas, 2001, A
51 by Matt Brooks, Duke, 2004, A
51 by Chris Gould, Virginia, 2007, CH
50 by Dale Castro, Maryland, 1980, CH
50 by Ken Willis, Kentucky, 1989, A
50 by Steve Videtich, N.C. State, 1994, CH

LONGEST PUNTS

77 by Durant Brooks, Georgia Tech, 2007, A
74 by Royce Huffman, TCU, 1997, A
74 by Brian Monroe, Miami, 2006, A
73 by Rob Stewart, Duke, 1965, A
71 by Buddy Lex, William and Mary, 1948, CH
70 by Eli Geri, Georgia, 1948, A
70 by Zeke Bratkowski, Georgia, 1953, A
70 by Will Brice, Virginia, 1994, A
69 by Rocky Bleier, Notre Dame, 1966, A
69 by Kevin Laird, Clemson, 1997, A
68 by Tim Davis, Duke, 1992, A
67 by Jack Freeman, William and Mary, 1946, N

CAROLINA AS A RANKED TEAM

Date	UNC Rank	Opponent (Rank)	Site	W/L	Score	Date	UNC Rank	Opponent (Rank)	Site	W/L	Score
October 30, 1937	15	Fordham (10)	H	L	0-14	October 16, 1976	19	NC State	H	L	13-21
November 27, 1937	19	Virginia	H	W	40-0	December 31, 1976	19	Kentucky	ATL	L	0-21
October 22, 1938	19	Davidson	A	W	34-0	September 10, 1977	10	Kentucky	A	L	7-10
October 21, 1939	14	Tulane (4)	A	T	14-14	September 17, 1977	11	Richmond	H	W	31-0
October 28, 1939	13	Penn (16)	A	W	30-6	September 23, 1978	18	Maryland (17)	H	L	20-21
November 4, 1939	9	NC State	H	W	17-0	September 30, 1978	15	Pittsburgh (9)	A	L	16-20
November 11, 1939	8	Davidson	WS	W	32-0	October 6, 1979	18	Cincinnati	H	W	35-14
November 18, 1939	7	Duke (13)	A	L	3-13	October 13, 1979	14	Wake Forest	H	L	19-24
November 30, 1939	17	Virginia	H	W	19-0	October 20, 1979	19	NC State (15)	A	W	35-21
October 24, 1942	19	Tulane	A	L	14-29	October 27, 1979	15	East Carolina	H	T	24-24
November 2, 1946	9	Tennessee (10)	A	L	14-20	November 3, 1979	18	Maryland	A	L	14-17
November 9, 1946	17	William & Mary	RICH	W	21-7	September 6, 1980	14	Furman	H	W	35-13
November 16, 1946	15	Wake Forest	H	W	26-14	September 13, 1980	15	Texas Tech	A	W	9-3
November 23, 1946	14	Duke	H	W	22-7	September 27, 1980	14	Maryland (19)	H	W	17-3
November 30, 1946	11	Virginia	A	W	49-14	October 4, 1980	10	Georgia Tech	H	W	33-0
January 1, 1947	9	Georgia (3)	NO	L	10-20	October 11, 1980	8	Wake Forest	A	W	27-9
October 11, 1947	19	Wake Forest	H	L	7-19	October 18, 1980	8	NC State	H	W	28-8
November 1, 1947	18	Tennessee	H	W	20-6	October 25, 1980	7	East Carolina	H	W	31-3
November 8, 1947	18	NC State	H	W	41-6	November 1, 1980	6	Oklahoma (16)	A	L	7-41
November 15, 1947	19	Maryland	A	W	19-0	November 8, 1980	14	Clemson	A	W	24-19
November 22, 1947	13	Duke	A	W	21-0	November 15, 1980	15	Virginia	H	W	26-3
November 29, 1947	10	Virginia	H	W	40-7	November 22, 1980	15	Duke	H	W	44-21
October 9, 1948	2	Wake Forest	A	W	28-6	December 31, 1980	13	Texas	HOU	W	16-7
October 16, 1948	1	NC State	H	W	14-0	September 12, 1981	13	East Carolina	H	W	56-0
October 23, 1948	3	LSU	H	W	34-7	September 19, 1981	10	Miami (Ohio)	H	W	49-7
October 30, 1948	3	Tennessee	A	W	14-7	September 26, 1981	9	Boston College	H	W	56-14
November 6, 1948	3	William & Mary	H	T	7-7	October 3, 1981	6	Georgia Tech	A	W	28-7
November 13, 1948	6	Maryland	A	W	49-20	October 10, 1981	5	Wake Forest	H	W	48-10
November 20, 1948	5	Duke	H	W	20-0	October 17, 1981	4	NC State	A	W	21-10
November 27, 1948	4	Virginia	A	W	34-12	October 24, 1981	3	South Carolina	H	L	13-31
January 1, 1949	3	Oklahoma (5)	NO	L	6-14	October 31, 1981	9	Maryland	A	W	17-10
October 8, 1949	6	South Carolina	A	W	28-13	November 7, 1981	8	Clemson (2)	H	L	8-10
October 15, 1949	6	Wake Forest	H	W	28-14	November 14, 1981	13	Virginia	A	W	17-14
October 22, 1949	6	LSU	A	L	7-13	November 21, 1981	12	Duke	A	W	31-10
October 29, 1949	13	Tennessee	H	L	6-35	December 28, 1981	10	Arkansas	JACK	W	31-27
November 26, 1949	19	Virginia	H	W	14-7	September 9, 1982	5	Pittsburgh (1)	A	L	6-7
September 23, 1950	20	NC State	H	W	13-7	September 18, 1982	11	Vanderbilt	H	W	34-10
September 30, 1950	20	Notre Dame (1)	A	L	7-14	September 25, 1982	11	Army	H	W	62-8
October 7, 1950	11	Georgia	A	T	0-0	October 2, 1982	12	Georgia Tech	H	W	41-0
October 11, 1957	18	Miami (Fla.)	A	W	20-13	October 9, 1982	12	Wake Forest	A	W	24-7
October 19, 1957	14	Maryland	A	L	7-21	October 16, 1982	11	NC State	H	W	41-9
September 20, 1958	10	NC State	H	L	14-21	October 30, 1982	10	Maryland	H	L	24-31
November 1, 1958	17	Tennessee	A	W	21-7	November 6, 1982	18	Clemson (13)	A	L	13-16
November 8, 1958	15	Virginia	A	W	42-0	September 3, 1983	11	South Carolina	A	W	24-8
November 15, 1958	11	Notre Dame	A	L	24-34	September 10, 1983	8	Memphis State	H	W	24-10
November 22, 1958	17	Duke	H	L	6-7	September 17, 1983	10	Miami (Ohio)	H	W	48-17
September 19, 1959	12	Clemson	H	L	18-20	September 24, 1983	5	William & Mary	H	W	51-20
October 3, 1970	19	Vanderbilt	A	W	10-7	October 1, 1983	5	Georgia Tech	A	W	38-21
October 10, 1970	18	South Carolina	H	L	21-35	October 8, 1983	4	Wake Forest	H	W	30-10
October 2, 1971	20	NC State	A	W	27-7	October 15, 1983	3	NC State	A	W	42-14
October 9, 1971	18	Tulane	H	L	29-37	October 29, 1983	3	Maryland (13)	A	L	26-28
November 11, 1972	18	Virginia	H	W	23-3	November 5, 1983	10	Clemson	H	L	3-16
November 18, 1972	16	Duke	H	W	14-0	November 12, 1983	19	Virginia	A	L	14-17
November 25, 1972	15	East Carolina	H	W	42-19	October 18, 1986	18	NC State	H	L	34-35
December 9, 1972	16	Florida	JACK	W	28-24	September 28, 1991	23	NC State	A	L	7-24
December 30, 1972	16	Texas Tech	EP	W	32-28	October 31, 1992	22	Maryland	A	W	31-24
September 15, 1973	19	William & Mary	H	W	34-27	November 7, 1992	19	Clemson	A	L	7-40
September 18, 1976	17	Northwestern	H	W	12-0	November 21, 1992	21	Duke	A	W	31-28
September 25, 1976	16	Army	A	W	34-32	January 2, 1993	19	Mississippi State (24)	ATL	W	21-17
October 2, 1976	14	Missouri (12)	A	L	3-24	August 29, 1993	20	Southern Cal (18)	A	W	31-9

CAROLINA AS A RANKED TEAM

Date	UNC Rank	Opponent (Rank)	Site	W/L	Score
September 4, 1993	16	Ohio University	H	W	44-3
September 11, 1993	14	Maryland	H	W	59-42
September 18, 1993	13	Florida State (1)	H	L	7-33
September 25, 1993	18	NC State (19)	A	W	35-14
October 2, 1993	18	UTEP	H	W	45-39
October 9, 1993	15	Wake Forest	H	W	45-35
October 16, 1993	14	Georgia Tech	A	W	41-3
October 23, 1993	12	Virginia (21)	A	L	10-17
November 6, 1993	16	Clemson	H	W	24-0
November 13, 1993	15	Tulane	A	W	42-10
November 26, 1993	12	Duke	H	W	38-24
December 31, 1993	12	Alabama (18)	JACK	L	10-24
September 3, 1994	18	Texas Christian	H	W	27-17
September 17, 1994	16	Tulane	H	W	49-0
September 24, 1994	13	Florida State (3)	A	L	18-31
October 1, 1994	18	SMU	A	W	28-24
October 8, 1994	14	Georgia Tech	H	W	31-24
October 15, 1994	15	Maryland	H	W	41-17
October 22, 1994	15	Virginia (25)	A	L	10-34
October 29, 1994	24	NC State	H	W	31-17
December 30, 1994	19	Texas	EP	L	31-35
September 2, 1995	20	Syracuse	H	L	9-20
September 7, 1996	24	Syracuse (9)	A	W	27-10
September 21, 1996	11	Georgia Tech	H	W	16-0
September 28, 1996	11	Florida State (2)	A	L	0-13
October 5, 1996	15	Wake Forest	A	W	45-6
October 12, 1996	13	Maryland	H	W	38-7
October 26, 1996	9	Houston	A	W	42-14
November 2, 1996	8	NC State	H	W	52-20
November 9, 1996	8	Louisville	H	W	28-10
November 16, 1996	6	Virginia (24)	A	L	17-20
November 23, 1996	13	Duke	A	W	27-10
January 1, 1997	10	West Virginia (25)	JACK	W	20-13
September 6, 1997	7	Indiana	H	W	23-6
September 13, 1997	7	Stanford (17)	H	W	28-17
September 20, 1997	6	Maryland	A	W	40-14
September 27, 1997	5	Virginia	H	W	48-20
October 4, 1997	5	Texas Christian	A	W	31-10
October 11, 1997	5	Wake Forest	H	W	30-12
October 18, 1997	4	NC State	A	W	20-7
October 30, 1997	5	Georgia Tech	A	W	16-13
November 8, 1997	5	Florida State (3)	H	L	3-20
November 15, 1997	8	Clemson	A	W	17-10
November 22, 1997	8	Duke	H	W	50-14
January 1, 1998	7	Virginia Tech	JACK	W	42-3
September 5, 1998	12	Miami (Ohio)	H	L	10-13
November 1, 2001	22	Georgia Tech (23)	A	L	21-28
October 11, 2008	22	Notre Dame	H	W*	29-24
October 18, 2008	18	Virginia	A	L	13-16
November 8, 2008	21	Georgia Tech (22)	H	W*	28-7
November 15, 2008	17	Maryland	A	L	15-17
November 22, 2008	25	NC State	H	L	10-41
September 5, 2009	21	The Citadel	H	W*	40-6
September 12, 2009	19	Connecticut	A	W*	12-10
September 19, 2009	24	East Carolina	H	W*	31-13
September 26, 2009	22	Georgia Tech	A	L	7-24
November 28, 2009	23	NC State	A	L	27-28
September 4, 2010	18	LSU (21)	ATL	L	24-30
Aug. 20, 2014	23	Liberty	H	W	56-29
September 6, 2014	21	San Diego State	H	W	31-27



In the 1998 Gator Bowl, No. 7 Carolina, led by quarterback Oscar Davenport, knocked off Virginia Tech, 42-3.

November 7, 2015	21	Duke	H	W	66-31
November 14, 2015	17	Miami	H	W	59-21
November 21, 2015	12	Virginia Tech	A	W	30-27 (OT)
November 28, 2015	11	NC State	A	W	45-34
December 5, 2015	8	Clemson	CHAR	L	45-37
December 29, 2015	10	Baylor	ORL	L	49-38

Key to neutral sites: WS-Winston-Salem; RICH-Richmond, Va.; NO-New Orleans; JACK-Jacksonville, Fla.; EP-El Paso, Texas; ATL-Atlanta; HOU-Houston; CHAR-Charlotte; ORL-Orlando

- Carolina's Record when both teams are ranked: 11-25-1
- Rankings based on the Associated Press Poll
- Carolina's Overall Record when ranked in the AP Poll: 126*-57-4 (revised record 121-57-4)

Home: 68-21-2; Road: 49-28-2; Neutral: 9-8-0

vs. NC State: 15-6-0; vs. Virginia: 11-5-0; vs. Wake Forest: 10-2-0; vs. Florida State: 0-4-0; vs. Maryland: 9-6-0; vs. Clemson: 3-6-0; vs. Georgia Tech: 9*-2-0 (revised record 8-2-0); vs. Duke: 12-2-0; vs. ACC: 70-31-0; vs. Non-Conference: 52-24-4

*win vacated by NCAA penalty

CAROLINA'S RECORD VS. AP RANKED TEAMS

Year	Rk.	Opponent	UNC Rk.	W/L	Score
1936	#18	at Tulane	-	L	7-21
	#13	Duke	-	L	7-27
1937	#10	Fordham	15	L	0-14
	#8	at Duke	-	W	14-6
1938	#11	Duke	-	L	0-14
	#13	vs. Fordham	-	T	0-0
1939	#4	at Tulane	14	T	14-14
	#16	at Penn	13	W	30-6
	#13	at Duke	7	L	3-13
1940	#12	Duke	-	W	6-3
1941	#17	at Tulane	-	L	6-52
	#3	at Duke	-	L	0-20
1942	#13	Duquesne	-	W	13-6
1943	#6	at Duke	-	L	7-14
	#10	at Penn	-	W	9-6
	#6	Duke	-	L	6-27
1944	#20	at Yale	-	L	6-13
	#11	Duke	-	L	0-33
1945	#11	at Penn	-	L	0-49
	#15	at Duke	-	L	7-14
	#20	Virginia	-	W	27-18
1946	#10	at Tennessee	9	L	14-20
	#3	vs. Georgia	9	L	3-20
1948	#5	vs. Oklahoma	3	L	6-14
1949	#1	vs. Notre Dame	-	L	6-42
1950	#1	at Notre Dame	20	L	7-14
	#11	at Tennessee	-	L	0-16
1951	#6	at Texas	-	L	20-45
	#7	at Maryland	-	L	7-14
1952	#11	Texas	-	L	7-28
	#16	at Notre Dame	-	L	14-34
	#12	at Tennessee	-	L	14-41
	#20	Duke	-	L	0-34
1953	#3	Maryland	-	L	0-26
	#1	Notre Dame	-	L	14-34
1954	#5	at Notre Dame	-	L	14-42
	#20	Duke	-	L	12-47
1955	#3	Oklahoma	-	L	6-13
	#2	Maryland	-	L	7-25
	#5	Notre Dame	-	L	7-27
1956	#18	Duke	-	L	0-6
	#1	at Oklahoma	-	L	0-36
	#3	at Tennessee	-	L	0-20
1957	#6	Navy	-	W	13-7
	#17	Tennessee	-	L	0-35
	#11	at Duke	-	W	21-13
1959	#18	Clemson	12	L	18-20
	#11	South Carolina	-	W	19-6
	#20	Tennessee	-	L	7-29
1960	#11	at Tennessee	-	L	27-14
	#6	Duke	-	W	7-6
1961	#10	at Maryland	-	W	14-8
	#4	LSU	-	L	0-30
1962	#2	at Ohio State	-	L	7-41
1965	#4	Michigan	-	L	24-31
	#4	at Notre Dame	-	L	0-17
1966	#8	at Michigan	-	W	21-7
	#2	at Notre Dame	-	L	0-32
1968	#7	Florida	-	W	22-7
1969	#10	Florida	-	L	2-52
1970	#11	at Vanderbilt	19	W	10-7
	#8	Arizona State	-	L	26-48
1971	#7	at Notre Dame	-	L	0-16
	#6	Georgia	-	L	3-7
1972	#5	at Ohio State	-	L	14-29
1973	#20	Missouri	-	L	14-27
	#17	at Tulane	-	L	0-16
1974	#17	Pittsburgh	-	W	45-29
	#10	NC State	-	W	33-14
1975	#2	at Ohio State	-	L	7-32
	#15	Notre Dame	-	L	14-21
1976	#20	Miami (OH)	-	W	14-10
	#18	Florida	-	W	24-21
	#12	at Missouri	14	L	3-14
	#20	East Carolina	-	W	12-10
1977	#13	Texas Tech	-	L	7-10
	#13	Clemson	-	T	13-13
	#12	Nebraska	14	L	17-21
1978	#17	Maryland	-	L	20-21
	#9	at Pittsburgh	-	L	16-20
	#15	at Clemson	-	L	9-13
1979	#13	Pittsburgh	-	W	17-7
	#15	at NC State	19	W	35-21
	#18	Clemson	-	L	10-19
	#14	Michigan	-	W	17-15
1980	#19	Maryland	14	W	17-3
	#16	at Oklahoma	6	L	7-41
1981	#2	Clemson	8	L	8-10
1982	#1	at Pittsburgh	5	L	6-7
	#13	at Clemson	18	L	13-16
	#8	Texas	-	W	26-10
1983	#13	at Maryland	3	L	26-28
1984	#10	at Boston College	-	L	20-52

1985	#19	Virginia	-	T	24-24
	#12	LSU	-	L	13-23
	#11	Florida State	-	L	10-20
1986	#15	at Florida State	-	T	10-10
	#12	at LSU	-	L	3-30
	#20	at Clemson	-	L	10-38
	#16	Arizona	-	L	21-30
1987	#1	at Oklahoma	-	L	0-28
	#6	Auburn	-	L	10-20
	#10	Clemson	-	L	10-13
1988	#19	at South Carolina	-	L	10-31
	#4	Oklahoma	-	L	0-28
	#4	at Auburn	-	L	21-47
	#17	at Clemson	-	L	14-37
1989	#18	at NC State	-	L	6-40
	#21	Clemson	-	L	3-35
	#25	Duke	-	L	0-41
1990	#11	Georgia Tech	-	T	13-13
	#18	at Clemson	-	L	3-20
	#11	Virginia	-	L	10-24
1991	#15	Clemson	-	L	6-21
1992	#23	NC State	-	L	20-27
	#8	at Florida State	-	L	13-36
	#16	Virginia	-	W	27-7
	#19	Georgia Tech	-	W	26-14
	#24	Mississippi State	19	W	21-17
1993	#18	USC	20	W	31-9
	#1	Florida State	13	L	7-33
	#19	at NC State	18	W	35-14
	#21	at Virginia	12	L	10-17
	#18	Alabama	12	L	10-24
1994	#3	Florida State	13	L	18-31
	#25	at Virginia	15	L	10-34
	#24	at Duke	-	W	41-40
1995	#9	Virginia	-	W	22-17
	#6	Florida State	-	L	12-28
	#24	Arkansas	-	W	20-10
1996	#9	at Syracuse	24	W	27-10
	#2	at Florida State	11	L	0-13
	#24	at Virginia	6	L	17-20
	#25	West Virginia	10	W	20-13
1997	#17	Stanford	7	W	28-17
	#3	Florida State	5	L	3-20
1998	#5	at Florida State	-	L	13-39
	#21	at Virginia	-	L	13-30
1999	#23	Virginia	-	L	17-20
	#1	Florida State	-	L	10-42
	#7	at Georgia Tech	-	L (OT)	24-31
2000	#2	at Florida State	-	L	14-63
	#5	Clemson	-	L	24-38
2001	#3	at Oklahoma	-	L	27-41
	#4	at Texas	-	L	14-44
	#6	Florida State	-	W	41-9
	#13	at Clemson	-	W	38-3
	#23	at Georgia Tech	22	L	21-28
2002	#3	Texas	-	L	21-52
	#14	NC State	-	L	17-34
	#15	at Florida State	-	L	14-40
2003	#13	Florida State	-	L	0-37
2004	#15	at Virginia	-	L	24-56
	#22	Louisville	-	L	0-34

	#9	at Florida State	-	L	16-38
	#11	at Utah	-	L	16-46
	#4	Miami (Fla.)	-	W	31-28
	#18	Virginia Tech	-	L	24-27
	#25	vs. Boston College	-	L	24-37
2005	#17	at Georgia Tech	-	L	21-27
	#23	at Louisville	-	L	14-69
	#23	Virginia	-	W	7-5
	#6	at Miami	-	L	16-34
	#19	Boston College	-	W	16-14
	#5	at Virginia Tech	-	L	3-30
2006	#16	Virginia Tech	-	L	10-35
	#19	at Clemson	-	L	7-52
	#24	Wake Forest	-	L	17-24
	#11	at Notre Dame	-	L	26-45
	#19	Georgia Tech	-	L	0-7
2007	#23	South Florida	-	L	10-37
	#17	Virginia Tech	-	L	10-17
	#7	South Carolina	-	L	15-21
2008	#24	Connecticut	-	W*	38-12
	#23	Boston College	-	W*	45-24
	#22	Georgia Tech	21	W*	28-7
2009	#14	Virginia Tech	-	W*	20-17
	#12	Miami	-	W*	33-24
	#17	Pittsburgh	-	L	17-19
2010	#21	vs. LSU	18	L	24-30
	#24	at Florida State	-	W	37-35
	#16	Virginia Tech	-	L	10-26
2011	#24	Georgia Tech	-	L	28-35
	#8	Clemson	-	L	38-59
	#9	at Virginia Tech	-	L	21-24
2012	#19	at Louisville	-	L	34-39
2013	#6	at South Carolina	-	L	10-27
	#10	Miami	-	L	23-27
	#24	Duke	-	L	25-27
2014	#6	Notre Dame	-	L	43-50
	#25	Duke	-	W	45-20
2015	#23	Pittsburgh	-	W	26-19
	#1	Clemson	8	L	45-37

- Carolina's Record vs. Top 10: 13-69-1
- Highest ranked team Carolina has defeated:
No. 4 Miami, 2004, 31-28, Chapel Hill
- Highest ranked team Carolina has defeated on the road:
at No. 8 Duke, 1937, 14-6, Durham, N.C.
at No. 8 Michigan, 1966, 21-7, Ann Arbor, Mich.

- Carolina vs. ACC Ranked Teams
Boston College: 2*-2-0 (revised record 1-2-0)
Clemson: 2-18-1
Duke: 6-13-0
Florida State: 2-13-1
Georgia Tech: 2*-5-1 (revised record 1-5-1)
Maryland: 2-5-0
Miami: 2*-2-0 (revised record 1-2-0)
NC State: 3-2-0
Pittsburgh: 1-0-0
Virginia: 3-7-1
Virginia Tech: 1*-6-0 (revised record 0-6-0)
Wake Forest: 0-1-0
*win vacated due to NCAA penalty



Wide receiver Sam Aiken helped lead the Tar Heels to a 41-9 rout over No. 6 Florida State in 2001.

YEAR-BY-YEAR WON-LOSS RECORDS

1888-1921

Year	Head Coach	Overall	Conference	
			Conference	Finish
1888	—	0-2-0		
1889	Hector Cowan	2-2-0		
1890	No Games Played			
1891	—	0-2-0		
1892	—	5-1-0		
1893	—	3-4-0		
1894	V.K. Irvine	6-3-0		
1895	T.C. Trenchard	7-1-1		
1896	Gordon Johnston	3-4-1		
1897	W.A. Reynolds	7-3-0		
1898	W.A. Reynolds	9-0-0		
1899	W.A. Reynolds	7-3-1		
1900	W.A. Reynolds	4-1-3		
1901	Charles Jenkins	7-2-0		
1902	H.B. Olcott	5-1-3		
1903	H.B. Olcott	6-3-0		
1904	R.R. Brown	5-2-2		
1905	William Warner	4-3-1		
1906	W.S. Keinholtz	1-4-2		
1907	Otis Lamson	4-4-1		
1908	Edward Green	3-3-3		
1909	A.E. Brides	5-2-0		
1910	A.E. Brides	3-6-0		
1911	Branch Bocock	6-1-1		
1912	W.C. Martin	3-4-1		
1913	T.C. Trenchard	5-4-0		
1914	T.C. Trenchard	10-1-0		
1915	T.C. Trenchard	4-3-1		
1916	Thomas Campbell	5-4-0		
1917	No Games — World War I			
1918	No Games — World War I			
1919	Thomas Campbell	4-3-1		
1920	M.E. Fuller	2-6-0		
1921	R.A. & W.M. Fetzer	5-2-2		

RECORD BY DECADE	
1888-89	2-4
1890-99	47-21-2
1900-09	44-25-15
1910-19	40-26-4
1920-29	54-33-4
1930-39	60-24-11
1940-49	58-37-5
1950-59	37-57-4
1960-69	41-60-0
1970-79	72-42-3
1980-89	61-52-2
1990-99	78-39-1
2000-09	53*-68
2010-present	47-31
Totals	694*-519-54

*8 wins vacated in 2008 and 8 wins vacated in 2009 (record of 37-68 in 2000-09; overall record 678-519-54)

SOUTHERN CONFERENCE (1922-52)

Year	Head Coach	Overall	Conference	
			Conference	Finish
1922	R.A. & W.M. Fetzer	9-1-0	5-0-0	1st
1923	R.A. & W.M. Fetzer	5-3-1	2-2-1	12th
1924	R.A. & W.M. Fetzer	4-5-0	2-3-0	14th
1925	R.A. & W.M. Fetzer	7-1-1	4-0-1	3rd
1926	Chuck Collins	4-5-0	3-3-0	10th
1927	Chuck Collins	4-6-0	2-5-0	19th
1928	Chuck Collins	5-3-2	2-2-2	11th
1929	Chuck Collins	9-1-0	7-1-0	3rd
1930	Chuck Collins	5-3-2	4-2-2	8th
1931	Chuck Collins	4-3-3	2-3-3	13th
1932	Chuck Collins	3-5-2	2-5-1	17th
1933	Chuck Collins	4-5-0	2-1-0	3rd
1934	Carl Snavelly	7-1-1	2-0-1	2nd
1935	Carl Snavelly	8-1-0	4-1-0	2nd
1936	Ray Wolf	8-2-0	5-1-0	2nd
1937	Ray Wolf	7-1-1	4-0-1	2nd
1938	Ray Wolf	6-2-1	4-1-0	4th
1939	Ray Wolf	8-1-1	5-1-0	3rd
1940	Ray Wolf	6-4-0	3-2-0	5th
1941	Ray Wolf	3-7-0	2-4-0	11th
1942	Jim Tatum	5-2-2	3-1-1	4th
1943	Tom Young	6-3-0	2-2-0	5th
1944	Gene McEver	1-7-1	0-3-1	9th
1945	Carl Snavelly	5-5-0	3-2-0	7th
1946	Carl Snavelly	8-2-1	4-0-1	1st
1947	Carl Snavelly	8-2-0	4-1-0	2nd
1948	Carl Snavelly	9-1-1	4-0-1	2nd
1949	Carl Snavelly	7-4-0	5-0-0	1st
1950	Carl Snavelly	3-5-2	3-2-1	7th
1951	Carl Snavelly	2-8-0	2-3-0	10th
1952	Carl Snavelly	2-6-0	1-2-0	12th

ATLANTIC COAST CONFERENCE (1953-PRESENT)

Year	Head Coach	Overall	Conference	
			Conference	Finish
1953	George Barclay	4-6-0	2-3	T3rd
1954	George Barclay	4-5-1	4-2	3rd
1955	George Barclay	3-7-0	3-3	4th
1956	Jim Tatum	2-7-1	2-3-1	5th
1957	Jim Tatum	6-4-0	4-3	4th
1958	Jim Tatum	6-4-0	4-3	4th
1959	Jim Hickey	5-5-0	5-2	2nd
1960	Jim Hickey	3-7-0	2-5	6th
1961	Jim Hickey	5-5-0	4-3	2nd
1962	Jim Hickey	3-7-0	3-4	T4th
1963	Jim Hickey	9-2-0	6-1	1st
1964	Jim Hickey	5-5-0	4-3	T3rd
1965	Jim Hickey	4-6-0	3-3	T5th
1966	Jim Hickey	2-8-0	1-4	8th
1967	Bill Dooley	2-8-0	2-5	7th
1968	Bill Dooley	3-7-0	1-6	8th
1969	Bill Dooley	5-5-0	3-3	T3rd
1970	Bill Dooley	8-4-0	5-2	T2nd
1971	Bill Dooley	9-3-0	6-0	1st
1972	Bill Dooley	11-1-0	6-0	1st
1973	Bill Dooley	4-7-0	1-5	6th
1974	Bill Dooley	7-5-0	4-2	T2nd
1975	Bill Dooley	3-7-1	1-4-1	6th
1976	Bill Dooley	9-3-0	4-1	2nd
1977	Bill Dooley	8-3-1	5-0-1	1st
1978	Dick Crum	5-6-0	3-3	4th
1979	Dick Crum	8-3-1	3-3	5th
1980	Dick Crum	11-1-0	6-0	1st
1981	Dick Crum	10-2-0	5-1	2nd
1982	Dick Crum	8-4-0	3-3	T3rd
1983	Dick Crum	8-4-0	4-2	2nd
1984	Dick Crum	5-5-1	3-2-1	3rd
1985	Dick Crum	5-6-0	3-4	5th
1986	Dick Crum	7-4-1	5-2	2nd
1987	Dick Crum	5-6-0	3-4	6th
1988	Mack Brown	1-10-0	1-6	7th
1989	Mack Brown	1-10-0	0-7	8th
1990	Mack Brown	6-4-1	3-3-1	5th
1991	Mack Brown	7-4-0	3-4	5th
1992	Mack Brown	9-3-0	5-3	3rd
1993	Mack Brown	10-3-0	6-2	2nd
1994	Mack Brown	8-4-0	5-3	T3rd
1995	Mack Brown	7-5-0	4-4	5th
1996	Mack Brown	10-2-0	6-2	2nd
1997	Mack Brown	10-1-0	7-1	2nd
	Carl Torbush	1-0-0	(Gator Bowl)	
1998	Carl Torbush	7-5-0	4-4	T4th
1999	Carl Torbush	3-8-0	2-6	9th
2000	Carl Torbush	6-5	3-5	6th
2001	John Bunting	8-5	5-3	3rd
2002	John Bunting	3-9	1-7	8th
2003	John Bunting	2-10	1-7	9th
2004	John Bunting	6-6	5-3	T3rd
2005	John Bunting	5-6	4-4	4th Coastal
2006	John Bunting	3-9	2-6	5th Coastal
2007	Butch Davis	4-8	3-5	4th Coastal
2008	Butch Davis	8-5*	4-4*	3rd Coastal
2009	Butch Davis	8-5*	4-4*	4th Coastal
2010	Butch Davis	8-5	4-4	3rd Coastal
2011	Everett Withers	7-6	3-5	4th Coastal
2012	Larry Fedora	8-4	5-3	T1st Coastal
2013	Larry Fedora	7-6	4-4	5th Coastal
2014	Larry Fedora	6-7	4-4	T3rd Coastal
2015	Larry Fedora	11-3	8-0	1st Coastal
Totals		694*-519-54	229*-207-5	

*8 wins in 2008 and 8 wins in 2009 vacated due to NCAA penalty (revised record 0-5 overall, 0-4 ACC in 2008; 0-5 overall, 0-4 ACC in 2009)

UNC TEAM RECORDS	
Games:	14, 2015
Total Yards:	6,817 in 2015
Total Yards Per Game:	486.9 in 2015
Rushing Attempts:	732 in 1970
Rushing Yards:	3,142 in 2015
Rushing Yards Per Game:	285.2 in 1970
Pass Attempts:	509 in 2014
Pass Completions:	315 in 2014
Touchdown Passes:	31 in 2015
Interceptions:	23 in 1941, 1944
Completion Percentage:	.678 in 1974
Passing Yards:	3,675 in 2015
Passing Yards Per Game:	291.8 in 2012
First Downs:	335 in 2015
Points:	570 in 2015
Points Per Game:	40.7 in 2015

CAROLINA'S RECORD VS. OPPONENTS

Opponent	Games	First	Last	UNC			OPP		Opponent	Games	First	Last	UNC			OPP	
		Game	Game	W	L	T	Pts	Pts			Game	Game	W	L	T	Pts	Pts
Air Force	5	1963	1969	1	4	0	82	77	Middle Tennessee	1	2013	2013	1	0	0	40	20
Alabama	1	1993	1993	0	1	0	10	24	Mississippi State	2	1974	1993	1	1	0	45	43
Appalachian	1	1940	1940	1	0	0	56	6	Missouri	3	1973	2011	0	3	0	41	92
Arizona	1	1986	1986	0	1	0	21	30	Morganton DDI	1	1900	1900	1	0	0	38	0
Arizona State	3	1970	2003	1	2	0	95	116	NATTC	1	1943	1943	1	0	0	23	0
Arkansas	2	1981	1995	2	0	0	51	37	Navy	10	1899	1992	5	5	0	165	203
Army	7	1944	1992	6	1	0	235	152	Nebraska	1	1977	1977	0	1	0	17	21
Auburn	6	1892	2001	4	2	0	150	77	NC State	105	1894	2015	66	33	6	2107	1459
Baylor	1	2015	2015	0	1	0	38	49	Norfolk A.C.	1	1904	1904	1	0	0	41	0
Bingham's	4	1897	1912	4	0	0	123	0	North Carolina A&T	1	2015	2015	1	0	0	53	14
Boston College	7	1981	2013	5	2	0	226	164	Northwestern	2	1976	1977	2	0	0	53	7
Bowling Green	1	1982	1982	1	0	0	33	14	Notre Dame	19	1949	2014	2	17	0	245	521
Camp Lee	1	1945	1945	1	0	0	6	0	NYU	4	1936	1939	4	0	0	54	26
Charlotte YMCA	1	1896	1896	0	1	0	0	8	Oak Ridge	6	1898	1907	6	0	0	167	0
Cherry Point	2	1944	1945	2	0	0	40	28	Ohio State	4	1962	1975	1	3	0	42	105
Cincinnati	3	1979	2013	3	0	0	125	47	Ohio	3	1974	1995	3	0	0	148	10
Citadel	4	1915	2009	4	0	0	149	27	Oklahoma	7	1948	2001	0	7	0	46	201
Clemson	57	1897	2015	19	37	1	1014	1244	Old Dominion	1	2013	2013	1	0	0	80	20
Connecticut	3	1990	2009	3	0	0	98	43	Penn	6	1905	1945	2	4	0	39	126
Davidson	39	1898	1942	31	4	4	585	97	Penn State	1	1943	1943	1	0	0	19	0
Delaware	1	2015	2015	1	0	0	41	14	Pittsburgh	10	1974	2015	7	3	0	250	190
Duke	102	1888	2015	61	37	4	2056	1660	Princeton	2	1899	1916	0	2	0	0	59
Duquesne	1	1942	1942	1	0	0	13	6	Rice	1	1949	1949	0	1	0	13	27
East Carolina	17	1972	2014	12	4	1	514	388	Richmond	14	1892	1978	12	2	0	352	82
Elon	1	2012	2012	1	0	0	62	0	Riverside	1	1914	1914	1	0	0	40	0
Florida	10	1921	1976	7	2	1	183	162	Rutgers	7	1894	2014	3	4	0	122	132
Florida State	18	1983	2010	2	15	1	248	554	San Diego State	2	1998	2014	2	0	0	51	40
Fordham	5	1937	1942	0	3	2	14	55	Sewanee	5	1894	1900	2	1	2	48	15
Furman	6	1902	2006	5	1	0	167	83	South Carolina	57	1903	2015	34	19	4	913	617
Georgetown	13	1894	1915	4	7	2	94	167	South Florida	2	2006	2007	0	2	0	30	74
Georgia	30	1895	1971	12	16	2	457	466	Southern California	2	1958	1993	2	0	0	39	16
Georgia Southern	1	2009	2009	1	0	0	42	12	SMU	2	1994	2001	2	0	0	47	34
Georgia Tech	51	1915	2015	20	28	3	1066	1068	Stanford	2	1997	1998	1	1	0	62	54
Greensboro A.A.	3	1896	1898	3	0	0	65	0	Syracuse	4	1995	2003	2	2	0	113	111
Guilford	9	1896	1904	9	0	0	241	4	Tennessee	32	1893	2010	11	20	1	375	583
Hampton A.C.	1	1896	1896	0	1	0	0	18	Texas	9	1947	2002	3	6	0	169	262
Harvard	2	1916	1928	0	2	0	0	41	Texas Christian	3	1940	1997	3	0	0	79	41
Horner's	1	1899	1899	1	0	0	46	0	Texas-El Paso	1	1993	1993	1	0	0	45	39
Houston	2	1996	1999	1	1	0	54	34	Texas Tech	3	1972	1980	2	1	0	48	41
Idaho	1	2012	2012	1	0	0	66	0	Transylvania	1	1903	1903	0	1	0	5	6
Illinois	3	1971	2015	3	0	0	109	28	Tulane	16	1922	1994	5	9	2	272	299
Indiana	2	1997	1999	2	0	0	65	36	Tulsa	1	2000	2000	1	0	0	30	9
James Madison	2	2007	2011	2	0	0	79	24	U.S.S. Franklin	1	1911	1911	1	0	0	12	0
Kansas	2	1984	1986	2	0	0	43	17	Utah	2	2004	2005	1	1	0	47	63
Kentucky	10	1910	1990	5	5	0	102	118	Vanderbilt	13	1892	1982	8	5	0	211	179
Lafayette	1	1906	1906	0	1	0	6	28	Virginia	120	1892	2015	63	53	4	2263	1935
Lehigh	2	1893	1894	0	2	0	0	58	Virginia Medical	2	1913	1914	2	0	0	80	0
Lenoir Rhyne	1	1941	1941	1	0	0	42	7	Virginia Military	23	1893	1989	16	6	1	512	183
Liberty	1	2014	2014	1	0	0	56	29	Virginia Tech	38	1895	2015	12	20	6	500	581
LSU	7	1948	2010	1	6	0	84	153	Wake Forest	106	1888	2015	69	35	2	2294	1181
Louisville	7	1988	2012	3	4	0	141	207	Washington & Lee	10	1893	1953	5	3	2	109	50
Maryland	70	1899	2012	37	32	1	1453	1240	West Virginia	2	1996	2008	1	1	0	50	44
Maryland (Old)	1	1899	1899	1	0	0	6	0	William & Mary	15	1907	2010	13	0	2	404	222
Marshall	1	2000	2000	1	0	0	20	15	Wisconsin	2	2003	2005	0	2	0	32	52
McNeese State	1	2008	2008	1	0	0	35	27	Yale	7	1919	1944	0	7	0	13	200
Memphis State	2	1983	1984	2	0	0	54	37									
Mercer	1	1925	1925	1	0	0	3	0									
Miami (Fla.)	19	1946	2019	10	9	0	423	425									
Miami (Ohio)	7	1976	2002	4	3	0	179	81									
Michigan	3	1965	1979	2	1	0	62	53									
Michigan State	3	1962	1964	1	2	0	27	84									

TOTAL GAMES: 1,267

RECORD: 694*-519-54

UNC POINTS: 24,868

OPPONENT POINTS: 20,066

*8 wins in 2008 and 8 wins in 2009 vacated due to NCAA penalty

KEY TO NEUTRAL SITE ABBREVIATIONS:

ASHE- Asheville; ATL- Atlanta; BALT- Baltimore; CHAR- Charlotte; COL- Columbia, S.C.; COWAN- Cowan, Tenn.; DAN- Danville; DUR- Durham; GAIN- Gainesville, Ga.; GOLD- Goldsboro; GRBO- Greensboro; GREE- Greenville, S.C.; HONO- Honolulu; HOU- Houston; JACK- Jacksonville, Fla.; LYN- Lynchburg; MAC- Macon, Ga.; MIA- Miami; NASH- Nashville; NEW OR- New Orleans; ORL- Orlando; NNEW- Newport News, Va.; NOR- Norfolk; NYY- New York City (Yankee Stadium); NYP- New York City (Polo Grounds); RAL- Raleigh; RICH- Richmond; ROA- Roanoke; SHREVE- Shreveport; WIL- Wilmington

1888 (0-2)

Coach: Bob Bingham, Steve Bragaw
 Captains: Bob Bingham, Steve Bragaw
 L Wake Forest RAL 4-6
 L Trinity RAL 0-16
 4-22

1889 (2-2)

Coach: Hector Cowan
 Captains: Lacy Little and Steve Bragaw
 W Wake Forest RAL 33-0
 L Trinity RAL 17-25
 L Wake Forest RAL 8-18
 W Trinity (forfeit) H 1-0
 58-43

1891 (0-2)

Coach: Mike Hoke and George Graham
 Captains: Mike Hoke and George Graham
 Nov. 10 L Wake Forest RAL 0-1
 (forfeit)
 Nov. 10 L Trinity H 4-6
 4-6

1892 (5-1)

Coach: Mike Hoke
 Captain: Mike Hoke
 Oct. 21 W Richmond A 40-0
 Oct. 22 L Virginia A 18-30
 Nov. 12 W Trinity A 24-0
 Nov. 23 W Auburn ATL 64-0
 Nov. 24 W Vanderbilt A 24-0
 Nov. 26 W Virginia ATL 26-0
 196-30

1893 (3-4)

Coach: A.S. Barnard
 Captain: A.S. Barnard
 Oct. 20 W Wash. & Lee A 44-0
 Oct. 21 L VMI A 4-10
 Oct. 28 L Trinity A 4-6
 Nov. 3 W Tennessee H 60-0
 Nov. 18 W Wake Forest RAL 40-0
 Nov. 25 L Lehigh NY 0-34
 Nov. 30 L Virginia RICH 0-16
 152-66

1894 (6-3)

Coach: V.K. Irvine
 Captain: Charles Baskerville
 Oct. 12 W N.C. A&M H 44-0
 Oct. 20 W N.C. A&M A 16-0
 Oct. 24 W Trinity H 28-0
 Oct. 27 W Sewanee ASHE 36-4
 Oct. 31 L Lehigh A 6-24
 Nov. 1 L Rutgers A 0-5
 Nov. 3 W Georgetown A 20-4
 Nov. 10 W Richmond GRBO 28-0
 Nov. 22 L Virginia RICH 0-34
 178-71

1895 (7-1-1)

Coach: T.C. Trenchard
 Captain: Edwin Gregory
 Oct. 12 W N.C. A&M H 36-0
 Oct. 19 W Richmond H 34-0
 Oct. 26 W Georgia ATL 6-0
 Oct. 28 W Vanderbilt A 12-0
 Oct. 29 T Sewanee A 0-0
 Oct. 31 W Georgia ATL 10-6
 Nov. 2 W Wash. & Lee LYN 16-0
 Nov. 16 W Virginia Tech CHAR 32-5
 Nov. 28 L Virginia RICH 0-6
 146-17

1896 (3-4-1)

Coach: Gordon Johnston
 Captain: Robert Wright
 Oct. 10 W Guilford H 26-4
 Oct. 17 W Guilford A 34-0
 Oct. 24 T Virginia Tech DAN 0-0
 Oct. 31 L Georgia ATL 16-24
 Nov. 3 L Charlotte A.C. A 0-8
 Nov. 7 L Hampton A.C. A 0-18
 Nov. 11 W Greensboro A.C. H 30-0
 Nov. 26 L Virginia RICH 0-46
 106-100

1897 (7-3)

Coach: W.A. Reynolds
 Captain: Arthur Belden
 Oct. 2 W N.C. A&M H 40-0
 Oct. 9 W Guilford H 16-0
 Oct. 22 W Greensboro A.A. H 24-0
 Oct. 25 W Clemson H 28-0
 Oct. 30 L Virginia Tech DAN 0-4
 Nov. 5 W Sewanee COWAN 12-6
 Nov. 6 L Vanderbilt A 0-31
 Nov. 8 W Tennessee A 16-0
 Nov. 9 W Bingham's School A 14-0
 Nov. 22 L Virginia RICH 0-12
 150-53

1898 (9-0)

Coach: W.A. Reynolds
 Captain: Frank Rogers
 Oct. 1 W Guilford H 18-0
 Oct. 15 W N.C. A&M H 34-0
 Oct. 20 W Greensboro A.A. H 11-0
 Oct. 29 W Oak Ridge H 11-0
 Nov. 4 W Virginia Tech W-S 28-6
 Nov. 5 W Davidson CHAR 11-0
 Nov. 13 W Georgia MAC 53-0
 Nov. 15 W Auburn A 29-0
 Nov. 24 W Virginia RICH 6-2
 201-8

1899 (7-3-1)

Coach: W.A. Reynolds
 Captain: Samuel Shull
 Oct. 7 W N.C. A&M H 34-0
 Oct. 12 W Oak Ridge H 16-0
 Oct. 14 W Guilford H 45-0
 Oct. 21 W Davidson CHAR 10-0
 Oct. 23 W Horner's School H 46-0
 Oct. 28 T N.C. A&M A 11-11
 Oct. 31 W Maryland (Old) H 6-0
 Nov. 4 L Navy A 0-12
 Nov. 8 L Princeton A 0-30
 Nov. 30 W Georgia ATL 5-0
 Dec. 2 L Sewanee ATL 0-5
 173-58

1900 (4-1-3)

Coach: W.A. Reynolds
 Captain: Frank Osborne
 Oct. 6 W Deaf & Dumb Inst. H 38-0
 Oct. 27 T Virginia Tech H 0-0
 Nov. 1 W Tennessee A 22-5
 Nov. 3 W Vanderbilt A 48-0
 Nov. 5 T Sewanee ATL 0-0
 Nov. 17 W Georgia RAL 55-0
 Nov. 24 L Virginia NOR 0-17
 Nov. 29 T Georgetown A 0-0
 163-22

1901 (7-2)

Coach: Charles Jenkins
 Captain: Albert M. Carr
 Oct. 12 W Oak Ridge H 28-0
 Oct. 16 W N.C. A&M H 39-0
 Oct. 19 W Guilford H 42-0
 Oct. 26 W Davidson CHAR 6-0
 Nov. 2 W Georgia ATL 27-0
 Nov. 4 W Auburn A 10-0
 Nov. 19 W N.C. A&M A 30-0
 Nov. 23 L Virginia NOR 6-23
 Nov. 28 L Clemson CHAR 10-22
 198-45



The 1893 Tar Heels were just the fifth football team in North Carolina history.

1902 (5-1-3)

Coach: H.B. Olcott
 Captain: Frank Foust
 Sept. 24 W Guilford H 16-0
 Oct. 4 W Oak Ridge H 35-0
 Oct. 11 W Furman H 10-0
 Oct. 18 W Davidson CHAR 27-0
 Oct. 25 T Virginia Tech ROA 0-0
 Nov. 1 W VMI ROA 17-10
 Nov. 8 T N.C. A&M A 0-0
 Nov. 15 L Georgetown NOR 5-12
 Nov. 27 T Virginia RICH 12-12
 122-34

1903 (6-3)

Coach: H.B. Olcott
 Captain: G. Lyle Jones
 Sept. 26 W Guilford H 15-0
 Oct. 3 W Oak Ridge H 45-0
 Oct. 10 W South Carolina A 17-0
 Oct. 14 W VMI ROA 28-6
 Oct. 24 L Georgetown NOR 0-33
 Oct. 31 L Kentucky Univ. GBRO 5-6
 Nov. 4 W Clemson H 11-6
 Nov. 7 L Virginia Tech NOR 0-21
 Nov. 25 W Virginia RICH 16-0
 137-72

1904 (5-2-2)

Coach: Robert R. Brown
 Captain: R.S. Stewart
 Oct. 1 W Guilford H 29-0
 Oct. 8 T Davidson CHAR 0-0
 Oct. 12 W Bingham's School H 50-0
 Oct. 15 W South Carolina H 27-0
 Oct. 22 W Norfolk Ath. Clb GBRO 41-0
 Oct. 29 W Virginia Tech H 6-0
 Nov. 5 L Georgetown NOR 0-16
 Nov. 16 T N.C. A&M H 6-6
 Nov. 24 L Virginia RICH 11-12
 170-34

1905 (4-3-1)

Coach: William Warner
 Captain: Foy Roberson
 Oct. 7 W Davidson CHAR 6-0
 Oct. 14 L Penn A 0-17
 Oct. 21 L Navy A 0-38
 Oct. 28 L Virginia Tech RICH 6-35
 Nov. 4 W Georgetown RICH 36-0
 Nov. 12 T N.C. A&M A 0-0
 Nov. 18 W VMI W-S 17-0
 Nov. 30 W Virginia NOR 17-0
 82-90

1906 (1-4-2)

Coach: W.S. Keinholtz
 Captain: Romy Story
 Sept. 29 T Davidson CHAR 0-0
 Oct. 6 L Penn A 0-11
 Oct. 12 W Richmond H 12-0
 Oct. 20 L Lafayette NOR 6-28
 Oct. 27 T Virginia Tech RICH 0-0
 Nov. 3 L Georgetown NOR 0-4
 Nov. 17 L Navy A 0-40
 18-83

1907 (4-4-1)

Coach: Dr. Otis Lamson
 Captain: Joseph S. Mann
 Sept. 29 L Penn A 0-37
 Oct. 5 T Wash. & Lee NNEW 0-0
 Oct. 12 W Oak Ridge H 38-0
 Oct. 19 W William & Mary H 14-0
 Oct. 26 L Virginia RICH 4-9
 Oct. 31 L Clemson COL 6-15
 Nov. 9 W Georgetown A 12-5
 Nov. 16 W Richmond H 13-11
 Nov. 28 L Virginia Tech RICH 6-20
 93-97

1908 (3-3-3)

Coach: Edward Green
 Captain: George Thomas
 Sept. 26 W Wake Forest H 17-0
 Oct. 3 L Tennessee A 0-12
 Oct. 10 T Wash. & Lee NNEW 0-0
 Oct. 17 T Davidson WIL 0-0
 Oct. 26 T Georgetown A 6-6
 Oct. 31 W Richmond H 17-12
 Nov. 7 L Virginia Tech RICH 0-10
 Nov. 14 W South Carolina H 22-0
 Nov. 26 L Virginia RICH 0-31
 62-71

1909 (5-2)

Coach: A.E. Brides
 Captain: C.C. Garrett
 Oct. 2 W Wake Forest H 18-0
 Oct. 9 W Tennessee A 3-0
 Oct. 16 L VMI LYN 0-3
 Oct. 23 W Georgetown A 5-0
 Oct. 31 W Richmond H 22-0
 Nov. 6 L Virginia Tech RICH 0-15
 Nov. 13 W Wash. & Lee NNEW 6-0
 54-18

1910 (3-6)
 Coach: A.E. Brides
 Captain: Earl Thompson

Oct. 1	W	VMI	H	6-0
Oct. 8	L	Kentucky	A	0-11
Oct. 15	L	Davidson	CHAR	0-6
Oct. 22	W	Wake Forest	H	37-0
Oct. 29	L	Georgetown	A	0-12
Nov. 5	L	Virginia Tech	RICH	0-20
Nov. 12	L	Wash. & Lee	NOR	0-5
Nov. 19	W	South Carolina	DUR	27-6
Nov. 24	L	Virginia	RICH	<u>0-7</u>
				70-67

1911 (6-1-1)
 Coach: Branch Bocock
 Captain: Bob Winston

Oct. 7	W	Wake Forest	H	12-3
Oct. 14	W	Bingham's School	H	12-0
Oct. 19	W	Davidson	CHAR	5-0
Oct. 28	W	U.S.S. Franklin	H	12-0
Nov. 4	T	Virginia Tech	RICH	0-0
Nov. 11	W	South Carolina	H	21-0
Nov. 18	W	Wash. & Lee	NOR	4-0
Nov. 30	L	Virginia	RICH	<u>0-28</u>
				66-31

1912 (3-4-1)
 Coach: William C. Martin
 Captain: William Tillett

Oct. 5	W	Davidson	CHAR	13-0
Oct. 12	W	Wake Forest	H	9-2
Oct. 19	W	Bingham's School	H	47-0
Oct. 26	L	Virginia Tech	RAL	0-26
Nov. 2	L	Georgetown	RICH	10-37
Nov. 9	T	South Carolina	H	6-6
Nov. 16	L	Wash. & Lee	GBRO	0-31
Nov. 26	L	Virginia	RICH	<u>0-66</u>
				85-168

1913 (5-4)
 Coach: T.C. Trenchard
 Captain: L.L. Abernethy

Sept. 27	W	Wake Forest	H	7-0
Oct. 4	W	Virginia Medical	H	15-0
Oct. 11	W	Davidson	GBRO	7-0
Oct. 18	W	South Carolina	A	13-3
Oct. 25	L	Virginia Tech	W-S	7-14
Nov. 1	L	Georgia	A	6-19
Nov. 8	L	Wash. & Lee	LYN	0-14
Nov. 15	W	Wake Forest	DUR	29-0
Nov. 27	L	Virginia	RICH	<u>7-26</u>
				91-76

1914 (10-1)
 Coach: T.C. Trenchard
 Captain: Dave Tayloe

Sept. 26	W	Richmond	H	41-0
Oct. 3	W	Virginia Medical	H	65-0
Oct. 8	W	Wake Forest	DUR	53-0
Oct. 12	W	South Carolina	H	48-0
Oct. 17	W	Georgia	ATL	41-6
Oct. 20	W	Riverside Acad.	GAIN	40-0
Oct. 24	W	Vanderbilt	A	10-9
Oct. 31	W	Davidson	W-S	16-3
Nov. 7	W	VMI	CHAR	30-7
Nov. 14	W	Wake Forest	RAL	12-7
Nov. 26	L	Virginia	RICH	<u>3-20</u>
				359-52

1915 (4-3-1)
 Coach: T.C. Trenchard
 Captain: Dave Tayloe

Oct. 2	W	The Citadel	H	14-7
Oct. 9	W	Wake Forest	H	35-0
Oct. 16	L	Georgetown	A	0-38
Oct. 23	T	VMI	GBRO	3-3
Oct. 30	L	Georgia Tech	A	3-23
Nov. 6	W	Clemson	GREE	9-7
Nov. 13	W	Davidson	W-S	41-6
Nov. 25	L	Virginia	RICH	<u>0-14</u>
				105-98

1916 (5-4)
 Coach: Thomas J. Campbell
 Captain: George Tandy

Sept. 30	W	Wake Forest	H	20-0
Oct. 7	L	Princeton	A	0-29
Oct. 14	L	Harvard	A	0-21
Oct. 21	L	Georgia Tech	A	6-10
Oct. 28	W	VMI	H	38-13
Nov. 4	L	Virginia Tech	ROA	7-14
Nov. 11	W	Davidson	W-S	10-6
Nov. 18	W	Furman	H	46-0
Nov. 30	W	Virginia	RICH	<u>7-0</u>
				134-93

1917-1918
 (No team due to World War I.)

1919 (4-3-1)
 Coach: Thomas J. Campbell
 Captain: J.M. Coleman

Oct. 4	L	Rutgers	A	0-19
Oct. 11	L	Yale	A	7-34
Oct. 18	W	Wake Forest	H	6-0
Oct. 23	W	NC State	A	13-12
Nov. 1	T	Tennessee	A	0-0
Nov. 8	L	VMI	A	7-29
Nov. 15	W	Davidson	W-S	10-0
Nov. 27	W	Virginia	H	<u>6-0</u>
				49-94

1920 (2-6)
 Coach: Myron E. Fuller
 Captain: Beemer Harrell

Oct. 2	W	Wake Forest	H	6-0
Oct. 9	L	Yale	A	0-21
Oct. 16	W	South Carolina	H	7-0
Oct. 21	L	NC State	A	3-13
Oct. 30	L	Maryland	H	0-13
Nov. 6	L	VMI	H	0-23
Nov. 13	L	Davidson	W-S	0-7
Nov. 25	L	Virginia	A	<u>0-14</u>
				16-91

1921 (5-2-2)
 Associate Coaches: Bob and Bill Fetzer
 Captain: Robbins Lowe

Oct. 1	W	Wake Forest	H	21-0
Oct. 8	L	Yale	A	0-34
Oct. 15	T	South Carolina	A	7-7
Oct. 20	L	NC State	A	0-7
Oct. 29	W	Maryland	BALT	16-7
Nov. 5	W	VMI	RICH	20-7
Nov. 12	T	Davidson	W-S	0-0
Nov. 24	W	Virginia	H	7-3
Dec. 3	W	Florida	JACK	<u>14-10</u>
				85-75

1922 (9-1)
 Southern Conference Co-Champions
 Associate Coaches: Bob and Bill Fetzer
 Captain: Grady Pritchard

Sept. 30	W	Wake Forest	GOLD	62-3
Oct. 7	L	Yale	A	0-18
Oct. 12	W	Trinity	H	20-0
Oct. 14	W	South Carolina	H	10-7
Oct. 19	W	NC State	A	14-9
Oct. 28	W	Maryland	H	27-3
Nov. 4	W	Tulane	A	19-12
Nov. 11	W	VMI	RICH	9-7
Nov. 18	W	Davidson	CHAR	29-6
Nov. 30	W	Virginia	A	<u>10-7</u>
				200-72

1923 (5-3-1)
 Associate Coaches: Bob and Bill Fetzer
 Captain: Roy Morris

Sept. 29	W	Wake Forest	H	22-0
Oct. 6	L	Yale	A	0-53
Oct. 12	W	Trinity	A	14-6
Oct. 18	W	NC State	A	14-0
Oct. 27	L	Maryland	A	0-14
Nov. 3	W	South Carolina	A	13-0
Nov. 10	L	VMI	RICH	0-9
Nov. 17	W	Davidson	H	14-3
Nov. 29	T	Virginia	H	<u>0-0</u>
				77-85

1924 (4-5)
 Associate Coaches: Bob and Bill Fetzer
 Captain: Pierce Matthews

Sept. 27	L	Wake Forest	A	6-7
Oct. 4	L	Yale	A	0-27
Oct. 11	W	Trinity	H	6-0
Oct. 16	W	NC State	A	10-0
Oct. 25	L	Maryland	H	0-6
Nov. 1	L	South Carolina	H	7-10
Nov. 8	W	VMI	H	3-0
Nov. 15	W	Davidson	A	6-0
Nov. 27	L	Virginia	A	<u>0-7</u>
				38-57

1925 (7-1-1)
 Associate Coaches: Bob and Bill Fetzer
 Captain: Herman McIver

Sept. 26	L	Wake Forest	H	0-6
Oct. 3	W	South Carolina	A	7-0
Oct. 10	W	Duke	A	41-0
Oct. 15	W	NC State	A	17-0
Oct. 24	W	Mercer	A	3-0
Oct. 31	W	Maryland	BALT	16-0
Nov. 7	W	VMI	RICH	23-11
Nov. 14	W	Davidson	H	13-0
Nov. 26	T	Virginia	H	<u>3-3</u>
				123-20

1926 (4-5)
 Coach: Chuck Collins
 Captain: Manly Whisnant

Sept. 25	L	Wake Forest	A	0-13
Oct. 2	L	Tennessee	A	0-34
Oct. 9	W	South Carolina	H	7-0
Oct. 16	W	Duke	H	6-0
Oct. 23	L	Maryland	A	6-14
Oct. 30	W	NC State	H	12-0
Nov. 6	W	VMI	H	28-0
Nov. 13	L	Davidson	A	0-10
Nov. 23	L	Virginia	A	<u>0-3</u>
				59-74

1927 (4-6)
 Coach: Chuck Collins
 Captain: Garrett Morehead

Sept. 24	L	Wake Forest	H	8-9
Oct. 1	L	Tennessee	H	0-26
Oct. 8	W	Maryland	H	7-6
Oct. 15	L	South Carolina	A	6-14
Oct. 22	L	Georgia Tech	A	0-13
Oct. 29	L	NC State	A	6-19
Nov. 5	L	VMI	A	0-7
Nov. 12	W	Davidson	H*	27-0
Nov. 19	W	Duke	A	18-0
Nov. 24	W	Virginia	H	<u>14-13</u>
				86-107

*First game played in Kenan Stadium.

1928 (5-3-2)
 Coach: Chuck Collins
 Captain: Harry Schwartz

Sept. 29	W	Wake Forest	H	65-0
Oct. 6	W	Maryland	A	26-19
Oct. 13	L	Harvard	A	0-20
Oct. 20	L	Virginia Tech	H	14-16
Oct. 27	L	Georgia Tech	H	7-20
Nov. 3	T	NC State	A	6-6
Nov. 10	T	South Carolina	H	0-0
Nov. 17	W	Davidson	A	30-7
Nov. 29	W	Virginia	A	24-20
Dec. 8	W	Duke	H	<u>14-7</u>
				186-115

1929 (9-1)
 Coach: Chuck Collins
 Captain: Ray Farris

Sept. 28	W	Wake Forest	H	48-0
Oct. 5	W	Maryland	A	43-0
Oct. 11	W	Georgia Tech	A	18-7
Oct. 19	L	Georgia	H	12-19
Oct. 26	W	Virginia Tech	H	38-13
Nov. 2	W	NC State	H	32-0
Nov. 9	W	South Carolina	A	40-0
Nov. 16	W	Davidson	CHAR	26-7
Nov. 28	W	Virginia	H	41-7
Dec. 7	W	Duke	A	<u>48-7</u>
				346-60

1930 (5-3-2)
 Coach: Chuck Collins
 Captain: Strud Nash

Sept. 27	W	Wake Forest	H	13-7
Oct. 4	W	Virginia Tech	A	39-21
Oct. 11	W	Maryland	H	28-21
Oct. 18	L	Georgia	A	0-26
Oct. 25	L	Tennessee	A	7-9
Nov. 1	T	Georgia Tech	H	6-6
Nov. 7	W	NC State	H	13-6
Nov. 15	L	Davidson	A	6-7
Nov. 27	W	Virginia	A	41-0
Dec. 6	T	Duke	H	<u>0-0</u>
				153-103

1931 (4-3-3)
 Coach: Chuck Collins

Sept. 26	W	Wake Forest	H	37-0
Oct. 3	L	Vanderbilt	A	0-13
Oct. 10	T	Florida	A	0-0
Oct. 17	L	Georgia	H	7-32
Oct. 24	L	Tennessee	H	0-7
Oct. 31	W	NC State	A	18-15
Nov. 7	T	Georgia Tech	A	19-19
Nov. 14	W	Davidson	H	20-0
Nov. 21	T	Duke	A	0-0
Nov. 26	W	Virginia	H	<u>13-6</u>
				114-92

1932 (3-5-2)
 Coach: Chuck Collins

Sept. 24	T	Wake Forest	H	0-0
Oct. 1	L	Vanderbilt	H	7-39
Oct. 8	L	Tennessee	A	7-20
Oct. 15	T	Georgia	A	6-6
Oct. 22	L	Georgia Tech	H	14-43
Oct. 29	W	NC State	H	13-0
Nov. 4	W	Florida	H	18-13
Nov. 12	W	Davidson	A	12-0
Nov. 19	L	Duke	H	0-7
Nov. 24	L	Virginia	A	<u>7-14</u>
				84-142

1933 (4-5)
 Coach: Chuck Collins
 Captain: Bill Croom

Sept. 30	W	Davidson	H	6-0
Oct. 7	L	Vanderbilt	A	13-20
Oct. 14	L	Georgia	H	0-30
Oct. 21	L	Florida	A	0-9
Oct. 28	L	Georgia Tech	H	6-10
Nov. 4	W	NC State	A	6-0
Nov. 11	W	Wake Forest	H	26-0
Nov. 18	L	Duke	A	0-21
Nov. 30	W	Virginia	H	<u>14-0</u>
				71-90

1934 (7-1-1)
 Southern Conference Champions
 Coach: Carl Snavely
 Captain: George Barclay

Sept. 29	W	Wake Forest	H	21-0
Oct. 6	L	Tennessee	H	7-19
Oct. 13	W	Georgia	A	14-0
Oct. 20	W	Kentucky	H	6-0
Oct. 27	T	NC State	H	7-7
Nov. 3	W	Georgia Tech	A	26-0
Nov. 10	W	Davidson	A	12-2
Nov. 17	W	Duke	H	7-0
Nov. 24	W	Virginia	A	<u>25-6</u>
				125-34

1935 (8-1)
 Coach: Carl Snavely
 Captains: Herman Snyder and Harry Montgomery

Sept. 28	W	Wake Forest	H	14-0
Oct. 5	W	Tennessee	A	38-13
Oct. 16	W	Maryland	BALT	33-0
Oct. 19	W	Davidson	A	14-0
Oct. 26	W	Georgia Tech	H	19-0
Nov. 2	W	NC State	A	35-6
Nov. 9	W	VMI	H	56-0
Nov. 14	L	Duke	A	0-25
Nov. 28	W	Virginia	H	<u>61-0</u>
				270-44



1936 (8-2)

Coach: Ray Wolf
 Captain: Dick Buck

Sept. 26	W	Wake Forest	CHAR	14-7
Oct. 3	W	Tennessee	H	14-6
Oct. 10	W	Maryland	H	14-0
Oct. 17	W	NYU	NYU	14-13
Oct. 24	L	Tulane	A	7-21
Oct. 31	W	NC State	H	21-6
Nov. 7	W	Davidson	A	26-6
Nov. 14	L	Duke	H	7-27
Nov. 21	W	South Carolina	A	14-0
Nov. 26	W	Virginia	A	<u>59-14</u>

190-100

1937 (7-1-1)

Southern Conference Champions
 Coach: Ray Wolf
 Captains: Andy Bershak and Crowell Little

Sept. 25	T	South Carolina	H	13-13
Oct. 2	W	NC State	A	20-0
Oct. 9	W	NYU	A	19-6
Oct. 16	W	Wake Forest	A	28-0
Oct. 23	W	Tulane	H	13-0
Oct. 30	L	Fordham	H	0-14
Nov. 6	W	Davidson	A	26-0
Nov. 13	W	Duke	A	14-6
Nov. 27	W	Virginia	H	<u>40-0</u>

173-39

1938 (6-2-1)

Coach: Ray Wolf
 Captains: Steve Maronic and George Watson

Sept. 24	W	Wake Forest	H	14-6
Oct. 1	W	NC State	A	21-0
Oct. 8	L	Tulane	H	14-17
Oct. 15	W	NYU	NYU	7-0
Oct. 22	W	Davidson	A	34-0
Oct. 29	L	Duke	H	0-14
Nov. 5	W	Virginia Tech	H	7-0
Nov. 12	T	Fordham	NYP	0-0
Nov. 24	W	Virginia	A	<u>20-0</u>

117-37

1939 (8-1-1)

Coach: Ray Wolf
 Captains: George Stirnweiss and Jim Woodson

Sept. 23	W	The Citadel	H	50-0
Sept. 30	W	Wake Forest	H	36-6
Oct. 7	W	Virginia Tech	NOR	13-6
Oct. 14	W	NYU	H	14-7
Oct. 21	T	Tulane	A	14-14
Oct. 28	W	Penn	A	30-6
Nov. 4	W	NC State	H	17-0
Nov. 11	W	Davidson	W-S	32-0
Nov. 18	L	Duke	A	3-13
Nov. 30	W	Virginia	H	<u>19-0</u>

228-52

1940 (6-4)

Coach: Ray Wolf
 Captains: Paul Severin and Gates Kimball

Sept. 21	W	Appalachian	H	56-6
Sept. 28	L	Wake Forest	H	0-12
Oct. 5	W	Davidson	W-S	27-7
Oct. 12	W	Texas Christian	H	21-14
Oct. 19	W	NC State	A	13-7
Oct. 26	L	Tulane	H	13-14
Nov. 2	L	Fordham	NYP	0-14
Nov. 9	L	Richmond	A	13-14
Nov. 16	W	Duke	H	6-3
Nov. 23	W	Virginia	A	<u>10-7</u>

159-98

1941 (3-7)

Coach: Ray Wolf
 Captains: Harry Dunkle and Carl Suntheimer

Sept. 21	W	Lenoir Rhyne	H	42-6
Sept. 27	L	South Carolina	H	7-13
Oct. 4	W	Davidson	A	20-0
Oct. 11	L	Fordham	H	14-27
Oct. 18	L	Tulane	A	6-52
Oct. 25	L	Wake Forest	A	0-13
Nov. 1	L	NC State	H	7-13
Nov. 8	W	Richmond	A	27-0
Nov. 15	L	Duke	A	0-20
Nov. 20	L	Virginia	H	<u>7-28</u>

130-172

1942 (5-2-2)

Coach: Jim Tatum
 Captains: Joe Austin and Tank Marshall

Sept. 26	W	Wake Forest	H	6-0
Oct. 3	W	South Carolina	H	18-6
Oct. 10	T	Fordham	NYU	0-0
Oct. 17	W	Duquesne	H	13-6
Oct. 24	L	Tulane	A	14-29
Oct. 31	L	NC State	A	14-21
Nov. 7	W	Davidson	CHAR	43-14
Nov. 14	T	Duke	H	13-13
Nov. 21	W	Virginia	A	<u>28-13</u>

149-102

1943 (6-3)

Coach: Tom Young
 Captain: Craven Turner

Sept. 25	L	Georgia Tech	A	7-20
Oct. 2	W	Penn State	H	19-0
Oct. 9	W	NATTC	H	23-0
Oct. 16	L	Duke	A	7-14
Oct. 30	W	NC State	H	27-13
Nov. 6	W	South Carolina	A	21-6
Nov. 13	W	Penn	A	9-6
Nov. 20	L	Duke	H	6-27
Nov. 27	W	Virginia	NOR	<u>54-7</u>

173-93

1944 (1-7-1)

Coach: Gene McEver
 Captain: Bobby Weant

Sept. 23	L	Wake Forest	H	0-7
Sept. 30	L	Army	A	0-46
Oct. 7	L	Georgia Tech	A	0-28
Oct. 14	W	Cherry Pt Marines	H	20-14
Nov. 4	L	South Carolina	H	0-6
Nov. 11	T	William & Mary	H	0-0
Nov. 18	L	Yale	A	6-13
Nov. 25	L	Duke	H	0-33
Dec. 2	L	Virginia	NOR	<u>7-26</u>

33-173

1945 (5-5)

Coach: Carl Snavelly
 Captains: Bill Voris and Bill Walker

Sept. 22	W	Camp Lee	A	6-0
Sept. 29	L	Georgia Tech	H	14-20
Oct. 6	W	Virginia Tech	ROA	14-0
Oct. 13	L	Penn	A	0-49
Oct. 20	W	Cherry Pt. Marines	H	20-14
Nov. 3	L	Tennessee	A	6-20
Nov. 10	W	William & Mary	NOR	6-0
Nov. 17	L	Wake Forest	H	13-14
Nov. 24	L	Duke	A	7-14
Dec. 1	W	Virginia	H	<u>27-18</u>

113-149

1946 (8-2-1)

Southern Conference Champions
 Coach: Carl Snavelly
 Captains: Chan Highsmith and Ralph Strayhorn

Sept. 28	T	Virginia Tech	H	14-14
Oct. 4	W	Miami (Fla.)	A	21-0
Oct. 12	W	Maryland	H	33-0
Oct. 19	W	Navy	BALT	21-14
Oct. 26	W	Florida	H	40-19
Nov. 2	L	Tennessee	A	14-20
Nov. 9	W	William & Mary	RICH	21-7
Nov. 16	W	Wake Forest	H	26-14
Nov. 23	W	Duke	H	22-7
Nov. 30	W	Virginia	A	<u>49-14</u>

261-109

Sugar Bowl

Jan. 1	L	Georgia	NEW OR	10-20
--------	---	---------	--------	-------

1947 (8-2)

Coach: Carl Snavelly
 Captains: George Sparger and Joe Wright

Sept. 27	W	Georgia	H	14-7
Oct. 4	L	Texas	A	0-34
Oct. 11	L	Wake Forest	H	7-19
Oct. 18	W	William & Mary	A	13-7
Oct. 25	W	Florida	A	35-7
Nov. 1	W	Tennessee	H	20-6
Nov. 8	W	NC State	H	41-6
Nov. 15	W	Maryland	A	19-0
Nov. 22	W	Duke	A	21-0
Nov. 29	W	Virginia	H	<u>40-7</u>

210-93

1948 (9-1-1)

Coach: Carl Snavelly
 Captains: Hosea Rodgers and Dan Stiegman

Sept. 25	W	Texas	H	34-7
Oct. 2	W	Georgia	A	21-14
Oct. 9	W	Wake Forest	A	28-6
Oct. 16	W	NC State	H	14-0
Oct. 23	W	LSU	H	34-7
Oct. 30	W	Tennessee	A	14-7
Nov. 6	T	William & Mary	H	7-7
Nov. 13	W	Maryland	A	49-20
Nov. 20	W	Duke	H	20-0
Nov. 27	W	Virginia	A	<u>34-12</u>

255-80

Sugar Bowl

Jan. 1	L	Oklahoma	NEW OR	6-14
--------	---	----------	--------	------

1949 (7-4)

Southern Conference Champions
 Coach: Carl Snavelly
 Captain: Charlie Justice

Sept. 24	W	NC State	H	26-6
Oct. 1	W	Georgia	H	21-14
Oct. 8	W	South Carolina	A	28-13
Oct. 15	W	Wake Forest	H	28-14
Oct. 22	L	LSU	A	7-13
Oct. 29	L	Tennessee	H	6-35
Nov. 5	W	William & Mary	A	20-14
Nov. 12	L	Notre Dame	NYU	6-42
Nov. 19	W	Duke	A	21-20
Nov. 26	W	Virginia	H	<u>14-7</u>

177-178

Cotton Bowl

Jan. 1	L	Rice	DALLAS	13-27
--------	---	------	--------	-------

1950 (3-5-2)

Coach: Carl Snavelly
 Captains: Dick Bunting and Irv Holdash

Sept. 23	W	NC State	H	13-7
Sept. 30	L	Notre Dame	A	7-14
Oct. 7	T	Georgia	A	0-0
Oct. 14	L	Wake Forest	H	7-13
Oct. 28	W	William & Mary	H	40-7
Nov. 4	L	Tennessee	A	0-16
Nov. 11	T	Maryland	H	7-7
Nov. 18	W	South Carolina	A	14-7
Nov. 25	L	Duke	H	0-7
Dec. 2	L	Virginia	A	<u>13-44</u>

101-122

1951 (2-8)

Coach: Carl Snavelly
 Captains: Joe Dudeck and Bob Gantt

Sept. 22	W	NC State	H	21-0
Sept. 29	L	Georgia	H	16-28
Oct. 6	L	Texas	A	20-45
Oct. 13	W	South Carolina	H	21-6
Oct. 20	L	Maryland	A	7-14
Oct. 27	L	Wake Forest	A	7-39
Nov. 3	L	Tennessee	H	0-27
Nov. 10	L	Virginia	A	14-34
Nov. 17	L	Notre Dame	H	7-12
Nov. 24	L	Duke	A	<u>7-19</u>

120-224

1952 (2-6)

Coach: Carl Snavelly
 Captains: George Norris and Bud Wallace

Sept. 27	L	Texas	H	7-28
Oct. 18	L	Wake Forest	H	7-9
Oct. 25	L	Notre Dame	A	14-34
Nov. 1	L	Tennessee	A	14-41
Nov. 8	L	Virginia	H	7-34
Nov. 15	W	South Carolina	A	27-19
Nov. 22	L	Duke	H	0-34
Nov. 28	W	Miami (Fla.)	A	<u>34-7</u>

110-206

Early-season games in 1952 with NC State and Georgia were cancelled because of a polio outbreak on campus.

Atlantic Coast Conference Begins in 1953

1953 (4-6)

Coach: George Barclay
 Captain: Ken Yarborough

Sept. 26	W	NC State	H	29-7
Oct. 3	W	Wash. & Lee	H	39-0
Oct. 10	W	Wake Forest	A	18-13
Oct. 17	L	Maryland	H	0-26
Oct. 24	L	Georgia	A	14-27
Oct. 31	L	Tennessee	H	6-20
Nov. 7	L	South Carolina	A	0-18
Nov. 14	L	Notre Dame	H	14-34
Nov. 21	W	Virginia	A	33-7
Nov. 28	L	Duke	A	<u>20-35</u>

173-187

1954 (4-5-1)

Coach: George Barclay

Sept. 25	W	NC State	H	20-6
Oct. 2	T	Tulane	A	7-7
Oct. 9	L	Georgia	H	7-21
Oct. 16	L	Maryland	A	0-33
Oct. 23	W	Wake Forest	H	14-7
Oct. 30	L	Tennessee	A	20-26
Nov. 6	W	South Carolina	H	21-19
Nov. 13	L	Notre Dame	A	13-42
Nov. 20	W	Virginia	A	26-14
Nov. 27	L	Duke	H	<u>12-47</u>

140-222

1955 (3-7)

Coach: George Barclay
 Captains: Will Frye and Roland Perdue

Sept. 24	L	Oklahoma	H	6-13
Oct. 1	W	NC State	A	25-18
Oct. 8	L	Georgia	A	7-28
Oct. 15	L	Maryland	H	7-25
Oct. 22	L	Wake Forest	A	0-25
Oct. 29	L	Tennessee	H	7-48
Nov. 5	W	South Carolina	NOR	32-14
Nov. 12	L	Notre Dame	H	7-27
Nov. 19	W	Virginia	H	26-14
Dec. 3	L	Duke	A	<u>0-6</u>

117-218

1956 (2-7-1)

Coach: Jim Tatum
 Captains: George Stavitski and Ed Sutton

Sept. 22	L	NC State	H	6-26
Sept. 29	L	Oklahoma	A	0-36
Oct. 6	L	South Carolina	A	0-14
Oct. 13	L	Georgia	H	12-26
Oct. 20	W	Maryland	H	34-6
Oct. 27	T	Wake Forest	H	6-6
Nov. 3	L	Tennessee	A	0-20
Nov. 10	W	Virginia	A	21-7
Nov. 17	L	Notre Dame	A	14-21
Nov. 24	L	Duke	H	<u>6-21</u>

99-183

1957 (6-4)

Coach: Jim Tatum
 Captains: Dave Reed and Buddy Payne

Sept. 22	L	NC State	H	0-7
Sept. 28	W	Clemson	H	26-0
Oct. 5	W	Navy	H	13-7
Oct. 11	W	Miami (Fla.)	A	20-13
Oct. 19	L	Maryland	A	7-21
Oct. 26	W	Wake Forest	A	14-7
Nov. 2	L	Tennessee	H	0-35
Nov. 9	W	South Carolina	H	28-6
Nov. 23	W	Duke	A</	

1959 (5-5)
 Coach: Jim Hickey
 Captains: Jack Cummings and Wade Smith

Sept. 19	L	Clemson	H	18-20
Sept. 26	L	Notre Dame	A	8-28
Oct. 3	W	NC State	H	20-12
Oct. 10	W	South Carolina	H	19-6
Oct. 17	L	Maryland	A	7-14
Oct. 24	W	Wake Forest	A	21-19
Oct. 31	L	Tennessee	H	7-29
Nov. 6	L	Miami (Fla.)	A	7-14
Nov. 14	W	Virginia	H	41-0
Nov. 26	W	Duke	A	<u>50-0</u>

198-142

1960 (3-7)
 Coach: Jim Hickey
 Captains: Rip Hawkins and Frank Riggs

Sept. 24	L	NC State	H	0-3
Sept. 30	L	Miami (Fla.)	A	12-29
Oct. 8	W	Notre Dame	H	12-7
Oct. 15	L	Wake Forest	H	12-13
Oct. 22	L	South Carolina	A	6-22
Oct. 29	L	Tennessee	A	14-27
Nov. 5	L	Clemson	A	0-24
Nov. 12	L	Maryland	H	19-22
Nov. 19	W	Duke	H	7-6
Nov. 26	W	Virginia	A	<u>35-8</u>

117-161

1961 (5-5)
 Coach: Jim Hickey
 Captains: Bob Elliott and Jim LeCompte

Sept. 30	W	NC State	H	27-22
Oct. 7	L	Clemson	H	0-27
Oct. 14	W	Maryland	A	14-8
Oct. 21	W	South Carolina	A	17-0
Oct. 27	L	Miami (Fla.)	A	0-10
Nov. 4	W	Tennessee	H	22-21
Nov. 11	L	LSU	H	0-30
Nov. 18	L	Duke	A	3-6
Nov. 25	L	Wake Forest	A	14-17
Dec. 2	W	Virginia	H	<u>24-0</u>

121-141

1962 (3-7)
 Coach: Jim Hickey
 Captains: Joe Craver and Ward Marslender

Sept. 22	L	NC State	H	6-7
Sept. 29	L	Ohio State	A	7-41
Oct. 6	L	Michigan State	A	6-38
Oct. 13	L	Maryland	H	13-31
Oct. 20	W	South Carolina	H	19-14
Oct. 27	W	Wake Forest	H	23-14
Nov. 3	L	Clemson	A	6-17
Nov. 10	W	Virginia	A	11-7
Nov. 17	L	Notre Dame	A	7-21
Nov. 24	L	Duke	H	<u>14-16</u>

112-206

1963 (9-2)
 Co-Atlantic Coast Conference Champions
 Coach: Jim Hickey
 Captains: Gene Sigmon and Roger Smith

Sept. 21	W	Virginia	H	11-7
Sept. 28	L	Michigan State	A	0-31
Oct. 5	W	Wake Forest	A	21-0
Oct. 12	W	Maryland	A	14-7
Oct. 19	W	NC State	H	31-10
Oct. 26	W	South Carolina	A	7-0
Nov. 2	W	Georgia	H	28-7
Nov. 9	L	Clemson	H	7-11
Nov. 16	W	Miami (Fla.)	H	27-16
Nov. 28	W	Duke	A	<u>16-14</u>

162-103

Gator Bowl
 Dec. 28 W Air Force JACK 35-0

1964 (5-5)
 Coach: Jim Hickey
 Captains: Chris Hanburger and Ron Tuthill

Sept. 19	L	NC State	H	13-14
Sept. 26	W	Michigan State	H	21-15
Oct. 3	W	Wake Forest	H	23-0
Oct. 10	L	LSU	A	3-20
Oct. 17	L	Maryland	NOR	9-10
Oct. 24	W	South Carolina	H	24-6
Oct. 31	L	Georgia	A	8-24
Nov. 7	W	Clemson	A	29-0
Nov. 14	L	Virginia	A	27-31
Nov. 21	W	Duke	H	<u>21-15</u>

178-135

1965 (4-6)
 Coach: Jim Hickey
 Captains: Hank Barden and Ed Stringer

Sept. 18	L	Michigan	H	24-31
Sept. 25	W	Ohio State	A	14-3
Oct. 2	L	Virginia	H	17-21
Oct. 9	W	NC State	A	10-7
Oct. 16	W	Maryland	H	12-10
Oct. 23	L	Wake Forest	A	10-12
Oct. 30	L	Georgia	H	35-47
Nov. 6	W	Clemson	H	17-13
Nov. 13	L	Notre Dame	A	0-17
Nov. 20	L	Duke	A	<u>7-34</u>

146-195

1966 (2-8)
 Coach: Jim Hickey
 Captains: Bob Hume, Hank Sadler, Danny Talbott

Sept. 17	L	Kentucky	A	0-10
Sept. 24	W	NC State	H	10-7
Oct. 1	W	Michigan	A	21-7
Oct. 15	L	Notre Dame	A	0-32
Oct. 22	L	Wake Forest	H	0-3
Oct. 29	L	Georgia	A	3-28
Nov. 5	L	Clemson	A	3-27
Nov. 12	L	Air Force	H	14-20
Nov. 19	L	Duke	H	25-41
Nov. 26	L	Virginia	H	<u>14-21</u>

90-196

1967 (2-8)
 Coach: Bill Dooley
 Captains: Jack Davenport and David Riggs

Sept. 16	L	NC State	A	7-13
Sept. 23	L	South Carolina	A	10-16
Sept. 30	L	Tulane	H	11-36
Oct. 7	L	Vanderbilt	H	7-21
Oct. 14	L	Air Force	A	8-10
Oct. 21	W	Maryland	H	14-0
Oct. 28	L	Wake Forest	H	10-20
Nov. 4	L	Clemson	H	0-17
Nov. 11	L	Virginia	A	17-40
Nov. 18	W	Duke	A	<u>20-9</u>

104-182

1968 (3-7)
 Coach: Bill Dooley
 Captains: Gayle Bomar and Mike Smith

Sept. 21	L	NC State	H	6-38
Sept. 28	L	South Carolina	H	27-32
Oct. 5	W	Vanderbilt	A	8-7
Oct. 12	L	Maryland	A	24-33
Oct. 19	W	Florida	H	22-7
Oct. 26	L	Wake Forest	A	31-48
Nov. 2	L	Air Force	A	15-28
Nov. 9	L	Virginia	H	6-41
Nov. 16	L	Clemson	A	14-24
Nov. 23	W	Duke	H	<u>25-14</u>

178-272

1969 (5-5)
 Coach: Bill Dooley
 Captains: Sam Bounds, Ed Chalupka, Bob Hanna, Don Hartig, David Jackson, Ken Price, Saulis Zemaitis

Sept. 20	L	NC State	A	3-10
Sept. 27	L	South Carolina	A	6-14
Oct. 4	W	Vanderbilt	H	38-22
Oct. 11	L	Air Force	H	10-20
Oct. 18	L	Florida	A	2-52
Oct. 25	W	Wake Forest	H	23-3
Nov. 1	W	Virginia	A	12-0
Nov. 8	W	VMI	H	61-11
Nov. 15	W	Clemson	H	32-15
Nov. 22	L	Duke	A	<u>13-17</u>

200-164

1970 (8-4)
 Coach: Bill Dooley
 Captains: Don McCauley, Flip Ray, Bill Richardson

Sept. 12	W	Kentucky	H	20-10
Sept. 19	W	NC State	H	19-0
Sept. 26	W	Maryland	A	53-20
Oct. 3	W	Vanderbilt	A	10-7
Oct. 10	L	South Carolina	H	21-35
Oct. 17	L	Tulane	A	17-24
Oct. 24	L	Wake Forest	A	13-14
Oct. 31	W	Virginia	H	30-15
Nov. 7	W	VMI	H	62-13
Nov. 14	W	Clemson	A	42-7
Nov. 21	W	Duke	H	<u>59-34</u>

346-179

Peach Bowl
 Dec. 30 L Arizona State ATL 26-48

1971 (9-3)
 Atlantic Coast Conference Champions
 Coach: Bill Dooley
 Captains: John Bunting and Paul Miller

Sept. 11	W	Richmond	A	28-0
Sept. 18	W	Illinois	A	27-0
Sept. 25	W	Maryland	H	35-14
Oct. 2	W	NC State	A	27-7
Oct. 9	L	Tulane	H	29-37
Oct. 16	L	Notre Dame	A	0-16
Oct. 23	W	Wake Forest	H	7-3
Oct. 30	W	William & Mary	H	36-35
Nov. 6	W	Clemson	H	26-13
Nov. 13	W	Virginia	A	32-20
Nov. 20	W	Duke	A	<u>38-0</u>

285-145

Gator Bowl
 Dec. 31 L Georgia JACK 3-7

1972 (11-1)
 Atlantic Coast Conference Champions
 Coach: Bill Dooley
 Captains: Gene Brown and Ron Rusnak

Sept. 9	W	Richmond	H	28-18
Sept. 16	W	Maryland	A	31-26
Sept. 23	W	NC State	H	34-33
Sept. 30	L	Ohio State	A	14-29
Oct. 14	W	Kentucky	H	31-20
Oct. 21	W	Wake Forest	A	21-0
Nov. 4	W	Clemson	A	26-10
Nov. 11	W	Virginia	H	23-3
Nov. 18	W	Duke	H	14-0
Nov. 25	W	East Carolina	H	42-19
Dec. 9	W	Florida	JACK	<u>28-24</u>

292-182

Sun Bowl
 Dec. 30 W Texas Tech EL PASO 32-28

1973 (4-7)
 Coach: Bill Dooley
 Captains: Sammy Johnson and Terry Taylor

Sept. 15	W	William & Mary	H	34-27
Sept. 22	L	Maryland	H	3-23
Sept. 29	L	Missouri	H	14-27
Oct. 6	L	NC State	A	26-28
Oct. 13	W	Kentucky	A	16-10
Oct. 20	L	Tulane	A	0-16
Oct. 27	W	East Carolina	H	28-27
Nov. 3	L	Virginia	A	40-44
Nov. 10	L	Clemson	H	29-37
Nov. 17	W	Wake Forest	H	42-0
Nov. 24	L	Duke	A	<u>10-27</u>

242-266

1974 (7-5)
 Coach: Bill Dooley
 Captains: Ken Huff and Chris Kupec

Sept. 14	W	Ohio University	H	42-7
Sept. 21	W	Wake Forest	A	31-0
Sept. 28	L	Maryland	A	12-24
Oct. 5	W	Pittsburgh	H	45-29
Oct. 12	L	Georgia Tech	A	28-29
Oct. 19	W	NC State	H	33-14
Oct. 26	L	South Carolina	A	23-31
Nov. 2	W	Virginia	H	24-10
Nov. 9	L	Clemson	A	32-54
Nov. 16	W	Army	H	56-42
Nov. 23	W	Duke	H	<u>14-13</u>

340-253

Sun Bowl
 Dec. 28 L Miss. State EL PASO 24-26

1975 (3-7-1)
 Coach: Bill Dooley
 Captains: Deke Andrews, Roc Bauman, James Betterson, Bill Paschall, Ray Stanford, Bobby Trotter

Sept. 6	W	William & Mary	H	33-7
Sept. 20	L	Maryland	H	7-34
Sept. 27	L	Ohio State	A	7-32
Oct. 4	W	Virginia	A	31-28
Oct. 11	L	Notre Dame	H	14-21
Oct. 18	L	NC State	A	20-21
Oct. 25	L	East Carolina	H	17-38
Nov. 1	L	Wake Forest	H	9-21
Nov. 8	L	Clemson	H	35-38
Nov. 15	W	Tulane	A	17-15
Nov. 22	T	Duke	A	<u>17-17</u>

207-272

Peach Bowl
 Dec. 31 L Kentucky ATL 0-21

1976 (9-3)
 Coach: Bill Dooley
 Captains: Craig Funk and Ronny Johnson

Sept. 4	W	Miami (Ohio)	H	14-10
Sept. 11	W	Florida	TAMPA	24-21
Sept. 18	W	Northwestern	H	12-0
Sept. 25	W	Army	A	34-32
Oct. 2	L	Missouri	A	3-24
Oct. 16	L	NC State	H	13-21
Oct. 23	W	East Carolina	H	12-10
Oct. 30	W	Wake Forest	A	34-14
Nov. 6	W	Clemson	A	27-23
Nov. 13	W	Virginia	H	31-6
Nov. 20	W	Duke	H	<u>39-38</u>

243-199

Peach Bowl
 Dec. 31 L Kentucky ATL 0-21

1977 (8-3-1)
 Atlantic Coast Conference Champions
 Coach: Bill Dooley
 Captains: Alan Caldwell and Dee Hardison

Sept. 10	L	Kentucky	A	7-10
Sept. 17	W	Richmond	H	31-0
Sept. 24	W	Northwestern	A	41-7
Oct. 1	L	Texas Tech	H	7-10
Oct. 8	W	Wake Forest	H	24-3
Oct. 15	W	NC State	A	27-14
Oct. 22	W	South Carolina	H	17-0
Oct. 29	W	Maryland	A	16-7
Nov. 5	T	Clemson	H	13-13
Nov. 12	W	Virginia	A	35-14
Nov. 19	W	Duke	A	<u>16-3</u>

234-81

Liberty Bowl
 Dec. 19 L Nebraska MEMPHIS 17-21

1978 (5-6)
 Coach: Dick Crum
 Captains: Bernie Menapace, Bunn Rhames, Mike Salzano

Sept. 16	W	East Carolina	H	14-10
Sept. 23	L	Maryland	H	20-21
Sept. 30	L	Pittsburgh	A	16-20
Oct. 7	L	Miami (Ohio)	H	3-7
Oct. 14	W	Wake Forest	A	34-29
Oct. 21	L	NC State	H	7-34
Oct. 28	W	South Carolina	A	24-22
Nov. 4	L	Richmond	A	18-27
Nov. 11	L	Clemson	A	9-13
Nov. 18	W	Virginia	H	38-20
Nov. 25	W	Duke	H	<u>16-15</u>

199-218



1979 (8-3-1)

Coach: Dick Crum
 Captain: Buddy Curry

Sept. 8	W	South Carolina	H	28-0
Sept. 22	W	Pittsburgh	H	17-7
Sept. 29	W	Army	A	41-3
Oct. 6	W	Cincinnati	H	35-14
Oct. 13	L	Wake Forest	H	19-24
Oct. 20	W	NC State	A	35-21
Oct. 27	T	East Carolina	H	24-24
Nov. 3	L	Maryland	A	14-17
Nov. 10	L	Clemson	H	10-19
Nov. 17	W	Virginia	A	13-7
Nov. 24	W	Duke	A	<u>37-16</u>
				273-152

Gator Bowl

Dec. 28	W	Michigan	JACK	17-15
---------	---	----------	------	-------

1980 (11-1)

Atlantic Coast Conference Champions
 Coach: Dick Crum
 Captains: Rick Donnalley, Steve Streater, Lawrence Taylor, Ron Wooten

Sept. 6	W	Furman	H	35-13
Sept. 13	W	Texas Tech	A	9-3
Sept. 27	W	Maryland	H	17-3
Oct. 4	W	Georgia Tech	H	33-0
Oct. 11	W	Wake Forest	A	27-9
Oct. 18	W	NC State	H	28-8
Oct. 25	W	East Carolina	H	31-3
Nov. 1	L	Oklahoma	A	7-41
Nov. 8	W	Clemson	A	24-19
Nov. 15	W	Virginia	H	26-3
Nov. 22	W	Duke	H	<u>44-21</u>
				281-123

Bluebonnet Bowl

Dec. 31	W	Texas	HOU	16-7
---------	---	-------	-----	------

1981 (10-2)

Coach: Dick Crum
 Captains: Shelton Robinson and Lee Shaffer

Sept. 12	W	East Carolina	H	56-0
Sept. 19	W	Miami (Ohio)	H	49-7
Sept. 26	W	Boston College	H	56-14
Oct. 3	W	Georgia Tech	A	28-7
Oct. 10	W	Wake Forest	H	48-10
Oct. 17	W	NC State	A	21-10
Oct. 24	L	South Carolina	H	13-31
Oct. 31	W	Maryland	A	17-10
Nov. 7	L	Clemson	H	8-10
Nov. 14	W	Virginia	A	17-14
Nov. 21	W	Duke	A	<u>31-10</u>
				344-123

Gator Bowl

Dec. 28	W	Arkansas	JACK	31-27
---------	---	----------	------	-------

1982 (8-4)

Coach: Dick Crum
 Captain: David Drechsler

Sept. 9	L	Pittsburgh	A	6-7
Sept. 18	W	Vanderbilt	H	34-10
Sept. 25	W	Army	H	62-8
Oct. 2	W	Georgia Tech	H	41-0
Oct. 9	W	Wake Forest	A	24-7
Oct. 16	W	NC State	H	41-9
Oct. 30	L	Maryland	H	24-31
Nov. 6	L	Clemson	A	13-16
Nov. 13	W	Virginia	H	27-14
Nov. 20	L	Duke	A	17-23
Nov. 25	W	Bowling Green	H	<u>33-14</u>
				322-139

Sun Bowl

Dec. 25	W	Texas	EL PASO	26-10
---------	---	-------	---------	-------

1983 (8-4)

Coach: Dick Crum
 Captains: Brian Blados and William Fuller

Sept. 3	W	South Carolina	A	24-8
Sept. 10	W	Memphis State	H	24-10
Sept. 17	W	Miami (Ohio)	H	48-17
Sept. 24	W	William & Mary	H	51-20
Oct. 1	W	Georgia Tech	A	<u>38-21</u>
Oct. 8	W	Wake Forest	H	30-10
Oct. 15	W	NC State	A	42-14
Oct. 29	L	Maryland	A	26-28
Nov. 5	L	Clemson	H	3-16
Nov. 12	L	Virginia	A	14-17
Nov. 19	W	Duke	H	<u>34-27</u>
				334-188

Peach Bowl

Dec. 30	L	Florida State	ATL	3-28
---------	---	---------------	-----	------

1984 (5-5-1)

Coach: Dick Crum
 Captain: Brian Johnston

Sept. 15	L	Navy	H	30-33
Sept. 22	L	Boston College	A	20-52
Sept. 29	W	Kansas	H	23-17
Oct. 6	L	Clemson	A	12-20
Oct. 13	L	Wake Forest	A	3-14
Oct. 20	W	NC State	H	28-21
Oct. 27	W	Memphis State	A	30-27
Nov. 3	L	Maryland	H	23-34
Nov. 10	W	Georgia Tech	H	24-17
Nov. 17	T	Virginia	H	24-24
Nov. 24	W	Duke	A	<u>17-15</u>
				234-274

1985 (5-6)

Coach: Dick Crum
 Captain: Carl Carr

Sept. 7	W	Navy	A	21-19
Sept. 14	L	LSU	H	13-23
Sept. 28	W	VMI	H	51-7
Oct. 5	L	Georgia Tech	A	0-31
Oct. 12	W	Wake Forest	H	34-14
Oct. 19	W	NC State	A	21-14
Oct. 26	L	Florida State	H	10-20
Nov. 2	L	Maryland	A	10-28
Nov. 9	W	Clemson	H	21-20
Nov. 16	L	Virginia	A	22-24
Nov. 23	L	Duke	H	<u>21-23</u>
				224-223

1986 (7-4-1)

Coach: Dick Crum
 Captain: Walter Bailey

Sept. 6	W	The Citadel	H	45-14
Sept. 13	W	Kansas	A	20-0
Sept. 20	T	Florida State	A	10-10
Oct. 4	W	Georgia Tech	H	21-20
Oct. 11	W	Wake Forest	A	40-30
Oct. 18	L	NC State	H	34-35
Oct. 25	L	LSU	A	3-30
Nov. 1	W	Maryland	H	32-30
Nov. 8	L	Clemson	H	10-38
Nov. 15	W	Virginia	H	27-7
Nov. 22	W	Duke	A	<u>42-35</u>
				284-249

Aloha Bowl

Dec. 27	L	Arizona	HONO	21-30
---------	---	---------	------	-------

1987 (5-6)

Coach: Dick Crum
 Captains: Carlton Bailey and Mark Mays

Sept. 5	W	Illinois	H	34-14
Sept. 12	L	Oklahoma	A	0-28
Sept. 19	W	Georgia Tech	A	30-23
Sept. 26	W	Navy	A	45-14
Oct. 3	L	Auburn	H	10-20
Oct. 10	L	Wake Forest	H	14-22
Oct. 17	W	NC State	A	17-14
Oct. 31	W	Maryland	A	27-14
Nov. 7	L	Clemson	H	10-13
Nov. 14	L	Virginia	A	17-20
Nov. 21	L	Duke	H	<u>10-25</u>
				214-207

1988 (1-10)

Coach: Mack Brown
 Captains: Bryan Causey, Jeff Garnica, Antonio Goss, Creighton Incorminias, John Keller, Mitch Wike

Sept. 3	L	South Carolina	A	10-31
Sept. 10	L	Oklahoma	H	0-28
Sept. 24	L	Louisville	H	34-38
Oct. 1	L	Auburn	A	21-47
Oct. 8	L	Wake Forest	A	24-42
Oct. 15	L	NC State	H	3-48
Oct. 22	W	Georgia Tech	H	20-17
Oct. 29	L	Maryland	H	38-41
Nov. 5	L	Clemson	A	14-37
Nov. 12	L	Virginia	H	24-27
Nov. 19	L	Duke	A	<u>29-35</u>
				217-391

1989 (1-10)

Coach: Mack Brown
 Captains: Clarence Carter, Pat Crowley, Torin Dorn, Cecil Gray, Jonathan Hall

Sept. 9	W	VMI	H	49-7
Sept. 16	L	Kentucky	A	6-13
Sept. 23	L	NC State	A	6-40
Sept. 30	L	Navy	H	7-12
Oct. 7	L	Wake Forest	H	16-17
Oct. 14	L	Virginia	A	17-50
Oct. 21	L	Georgia Tech	A	14-17
Oct. 28	L	Maryland	A	0-38
Nov. 4	L	Clemson	H	3-35
Nov. 11	L	South Carolina	H	20-27
Nov. 18	L	Duke	H	<u>0-41</u>
				138-297

1990 (6-4-1)

Coach: Mack Brown
 Captain: Dwight Hollier

Sept. 1	W	Miami (Ohio)	H	34-0
Sept. 8	L	South Carolina	A	5-27
Sept. 15	W	Connecticut	H	48-21
Sept. 22	W	Kentucky	H	16-13
Sept. 29	L	NC State	H	9-12
Oct. 6	W	Wake Forest	A	31-24
Oct. 20	T	Georgia Tech	H	13-13
Oct. 27	W	Maryland	H	34-10
Nov. 3	L	Clemson	A	3-20
Nov. 10	L	Virginia	H	10-24
Nov. 17	W	Duke	A	<u>24-22</u>
				227-186

1991 (7-4)

Coach: Mack Brown
 Captain: Dwight Hollier

Sept. 14	W	Cincinnati	H	51-16
Sept. 21	W	Army	A	20-12
Sept. 28	L	NC State	A	7-24
Oct. 5	W	William & Mary	H	59-36
Oct. 12	W	Wake Forest	H	24-10
Oct. 19	L	Virginia	A	9-14
Oct. 26	L	Georgia Tech	A	14-35
Nov. 2	W	Maryland	H	24-0
Nov. 9	L	Clemson	H	6-21
Nov. 16	W	South Carolina	H	21-17
Nov. 23	W	Duke	H	<u>47-14</u>
				282-199

1992 (9-3)

Coach: Mack Brown
 Captains: Corey Holliday, Randall Parsons, Jonathan Perry, Tommy Thigpen

Sept. 5	W	Wake Forest	A	35-17
Sept. 12	W	Furman	H	28-0
Sept. 19	W	Army	H	22-9
Sept. 26	L	NC State	H	20-27
Oct. 3	W	Navy	H	28-14
Oct. 10	L	Florida State	A	13-36
Oct. 17	W	Virginia	H	27-7
Oct. 24	W	Georgia Tech	H	26-14
Oct. 31	W	Maryland	A	31-24
Nov. 7	L	Clemson	A	7-40
Nov. 21	W	Duke	A	<u>31-28</u>
				268-216

Peach Bowl

Jan. 2	W	Mississippi State	ATL	21-17
--------	---	-------------------	-----	-------

1993 (10-3)

Coach: Mack Brown
 Captains: Corey Holliday, Rick Steinbacher

Disneyland Pigskin Classic				
----------------------------	--	--	--	--

Aug. 29	W	USC	A	31-9
Sept. 4	W	Ohio University	H	44-3
Sept. 11	W	Maryland	H	59-42
Sept. 18	L	Florida State	H	7-33
Sept. 25	W	NC State	A	35-14
Oct. 2	W	UTEP	H	45-39
Oct. 9	W	Wake Forest	H	45-35
Oct. 16	W	Georgia Tech	A	41-3
Oct. 23	L	Virginia	A	10-17
Nov. 6	W	Clemson	H	24-0
Nov. 13	W	Tulane	A	42-10
Nov. 26	W	Duke	H	<u>38-24</u>
				421-229

Outback Steakhouse Gator Bowl

Dec. 31	L	Alabama	JACK	10-24
---------	---	---------	------	-------

1994 (8-4)

Coach: Mack Brown
 Captains: Jimmy Hitchcock, William Henderson, Mike Morton, Jason Stanicek

Sept. 3	W	Texas Christian	H	27-17
Sept. 17	W	Tulane	H	49-0
Sept. 24	L	Florida State	A	18-31
Oct. 1	W	SMU	A	28-24
Oct. 8	W	Georgia Tech	H	31-24
Oct. 15	W	Maryland	H	41-17
Oct. 22	L	Virginia	A	10-34
Oct. 29	W	NC State	H	31-17
Nov. 5	L	Clemson	H	17-28
Nov. 12	W	Wake Forest	A	50-0
Nov. 19	W	Duke	A	<u>41-40</u>
				343-232

1994 Sun Bowl

Dec. 30	L	Texas	EL PASO	31-35
---------	---	-------	---------	-------

1995 (7-5)

Coach: Mack Brown
 Captains: Eric Thomas, Marcus Wall

Sept. 2	L	Syracuse	H	9-20
Sept. 9	L	Maryland	A	18-32
Sept. 21	W	Louisville	A	17-10
Sept. 30	W	Ohio	H	62-0
Oct. 7	W	Virginia	H	22-17
Oct. 14	L	Georgia Tech	A	25-27
Oct. 21	W	Wake Forest	H	31-7
Nov. 4	L	Clemson	A	10-17
Nov. 11	L	Florida State	H	12-28
Nov. 18	W	Duke	H	28-24
Nov. 24	W	NC State	A	<u>30-28</u>
				264-210

Carquest Bowl

Dec. 30	W	Arkansas	MIA	20-10
---------	---	----------	-----	-------

1996 (10-2)

Coach: Mack Brown
 Captains: Greg Ellis, James Hamilton, Leon Johnson, Freddie Jones, Chris Keldorf, Jeff Saturday, Brian Simmons, Rick Terry

Aug. 31	W	Clemson	H	45-0
Sept. 7	W	Syracuse	A	27-10
Sept. 21	W	Georgia Tech	H	16-0
Sept. 28	L	Florida State	A	0-13
Oct. 5	W	Wake Forest	A	45-6
Oct. 12	W	Maryland	H	38-7
Oct. 26	W	Houston	A	42-14
Nov. 2	W	NC State	H	52-20
Nov. 9	W	Louisville	H	28-10
Nov. 16	L	Virginia	A	17-20
Nov. 23	W	Duke	A	<u>27-10</u>
				337-110

Toyota Gator Bowl
Jan. 1 W Virginia Tech JACK 42-3

1998 (7-5)

Coach: Carl Torbush
Captains: Na Brown, Ebenezer Ekuban, Deon Dyer, Keith Newman, Brandon Spoon
Sept. 5 L Miami (Ohio) H 10-13
Sept. 19 L Stanford A 34-37
Sept. 26 L Georgia Tech H 21-43
Oct. 3 W Clemson H 21-14
Oct. 10 W Pittsburgh H 29-10
Oct. 24 W Wake Forest A 38-31
Oct. 31 L Florida State A 13-39
Nov. 7 W Maryland H 24-13
Nov. 14 L Virginia A 13-30
Nov. 21 W Duke A 28-6
Nov. 28 W NC State (OT) CHAR 37-34
268-270

Las Vegas Bowl

Dec. 19 W San Diego State LV 20-13

1999 (3-8)

Coach: Carl Torbush
Captains: Ryan Carfley, Deon Dyer, Billy-Dee Greenwood, Brian Schmitz
Sept. 4 L Virginia H 17-20
Sept. 11 W Indiana A 42-30
Sept. 25 L Florida State H 10-42
Oct. 2 L Clemson A 20-31
Oct. 9 L Ga. Tech (OT) A 24-31
Oct. 16 L Houston H 12-20
Oct. 23 L Maryland A 7-45
Oct. 30 L Furman H 3-28
Nov. 6 L Wake Forest H 3-19
Nov. 11 W NC State CHAR 10-6
Nov. 20 W Duke H 38-0
186-272

2000 (6-5)

Coach: Carl Torbush
Captains: Alge Crumpler, Ronald Curry, Sedrick Hodge, Brandon Spoon
Sept. 2 W Tulsa H 30-9
Sept. 9 W Wake Forest A 35-14
Sept. 16 L Florida State A 14-63
Sept. 23 W Marshall H 20-15
Sept. 30 L Georgia Tech H 28-42
Oct. 14 L NC State H 20-38
Oct. 21 L Clemson H 24-38
Oct. 28 L Virginia A 6-17
Nov. 4 W Pittsburgh A 20-17
Nov. 11 W Maryland H 13-10
Nov. 18 W Duke A 59-21
269-284

2001 (8-5)

Coach: John Bunting
Captains: Ronald Curry, Quincy Monk, Jeff Reed
Aug. 25 L Oklahoma A 27-41
Sept. 1 L Maryland A 7-23
Sept. 8 L Texas A 14-44
Sept. 22 W Florida State H 41-9
Sept. 29 W NC State A 17-9
Oct. 6 W East Carolina H 24-21
Oct. 13 W Virginia H 30-24
Oct. 20 W Clemson A 38-3
Nov. 1 L Georgia Tech A 21-28
Nov. 10 L Wake Forest H 31-32
Nov. 17 W Duke H 52-17
Dec. 1 W SMU H 19-10
321-261

Chick-Fil-A Peach Bowl

Dec. 31 W Auburn ATL 16-10

2002 (3-9)

Coach: John Bunting
Captains: Sam Aiken, Dexter Reid, Ronald Brewer
Aug. 31 L Miami (Ohio) H 21-27
Sept. 7 W Syracuse A 30-22
Sept. 14 L Texas H 21-52
Sept. 28 L Georgia Tech H 13-21
Oct. 5 W Arizona State A 38-35
Oct. 12 L NC State H 17-34
Oct. 19 L Virginia A 27-37
Oct. 26 L Wake Forest A 0-31
Nov. 2 L Maryland H 7-59
Nov. 9 L Clemson H 12-42

Nov. 16 L Florida State A 14-40
Nov. 23 W Duke A 23-21
223-421

2003 (2-10)

Coach: John Bunting
Captains: Dexter Reid, Jeb Terry, D.J. Walker
Aug. 30 L Florida State H 0-37
Sept. 6 L Syracuse (3OT) H 47-49
Sept. 20 L Wisconsin A 27-38
Sept. 27 L NC State A 34-47
Oct. 4 L Virginia H 13-38
Oct. 11 W East Carolina A 28-17
Oct. 18 L Arizona State H 31-33
Oct. 25 L Clemson A 28-36
Nov. 1 L Maryland A 21-59
Nov. 8 W Wake Forest H 42-34
Nov. 15 L Georgia Tech A 24-41
Nov. 22 L Duke H 22-30
317-459

2004 (6-6)

Coach: John Bunting
Captains: Darian Durant, Jason Brown, Gerald Sensabaugh, Jonas Seawright, Greg Warren
Sept. 4 W William & Mary H 49-38
Sept. 11 L Virginia A 24-56
Sept. 18 W Georgia Tech H 34-13
Sept. 25 L Louisville H 0-34
Oct. 2 L Florida State A 16-38
Oct. 9 W NC State H 30-24
Oct. 16 L Utah A 16-46
Oct. 30 W Miami (Fla.) H 31-28
Nov. 6 L Virginia Tech H 24-27
Nov. 13 W Wake Forest A 31-24
Nov. 20 W Duke A 40-17

Continental Tire Bowl

Dec. 30 L Boston College CH 24-37
319-382

2005 (5-6)

Coach: John Bunting; Captains: Matt Baker, Tommy Richardson, Wallace Wright
Sept. 10 L Georgia Tech A 21-27
Sept. 17 L Wisconsin H 5-14
Sept. 24 W NC State A 31-24
Oct. 1 W Utah H 31-17
Oct. 8 L Louisville A 14-69
Oct. 22 W Virginia H 7-5
Oct. 29 L Miami A 16-34
Nov. 5 W Boston College H 16-14
Nov. 12 L Maryland (OT) H 30-33
Nov. 19 W Duke H 24-21
Nov. 26 L Virginia Tech A 3-30
198-288

2006 (3-9)

Coach: John Bunting
Captains: Melik Brown, Ronnie McGill, Kareen Taylor
Sept. 2 L Rutgers H 16-21
Sept. 9 L Virginia Tech H 10-35
Sept. 16 W Furman H 45-42
Sept. 23 L Clemson A 7-52
Oct. 7 L Miami A 7-27
Oct. 14 L South Florida H 20-37
Oct. 19 L Virginia A 0-23
Oct. 28 L Wake Forest H 17-24
Nov. 4 L Notre Dame A 26-45
Nov. 11 L Georgia Tech H 0-7
Nov. 18 W NC State H 23-9
Nov. 25 W Duke A 45-44
216-366

2007 (4-8)

Coach: Butch Davis
Captains: Kentwan Balmer, Connor Barth, Scott Lenahan, Garrett Reynolds, Hilee Taylor
Sept. 1 W James Madison H 37-14
Sept. 8 L East Carolina A 31-34
Sept. 15 L Virginia H 20-22
Sept. 22 L South Florida A 10-37
Sept. 29 L Virginia Tech A 10-17
Oct. 6 W Miami H 33-27
Oct. 13 L South Carolina H 15-21
Oct. 27 L Wake Forest A 10-37
Nov. 3 W Maryland H 16-13
Nov. 10 L NC State A 27-31
Nov. 17 L Georgia Tech A 25-27
Nov. 24 W Duke (OT) H 20-14
254-294

2008 (8-5)*

Coach: Butch Davis
Captains: Ryan Taylor, Matt Merletti, Garrett Reynolds, Hakeem Nicks, Trimane Goddard, Mark Paschal
Aug. 30 W* McNeese State H 35-27
Sept. 11 W* Rutgers A 44-12
Sept. 20 L Virginia Tech H 17-20
Sept. 27 W* Miami A 28-24
Oct. 4 W* Connecticut H 38-12
Oct. 11 W* Notre Dame H 29-24
Oct. 18 L Virginia (OT) A 13-16
Oct. 25 W* Boston College H 45-24
Nov. 8 W* Georgia Tech H 28-7
Nov. 15 L Maryland A 15-17
Nov. 22 L NC State H 10-41
Nov. 29 W* Duke A 28-20

Meineke Car Care Bowl

Dec. 27 L West Virginia CH 30-31
360-275

*8 wins vacated due to NCAA penalty (revised record, 0-5 overall)

2009 (8-5)*

Coach: Butch Davis
Captains: Jordan Hemby, Kyle Jolly, Quan Sturdivant, Cam Thomas, Kennedy Tinsley, E.J. Wilson, T.J. Yates
Sept. 5 W* The Citadel H 40-6
Sept. 12 W* Connecticut A 12-10
Sept. 19 W* East Carolina H 31-17
Sept. 26 L Georgia Tech A 7-24
Oct. 3 L Virginia H 3-16
Oct. 10 W* Ga. Southern H 42-12
Oct. 22 L Florida State H 27-30
Oct. 29 W* Virginia Tech A 20-17
Nov. 7 W* Duke H 19-6
Nov. 14 W* Miami H 33-24
Nov. 21 W* Boston College A 31-13
Nov. 28 L NC State A 27-28

Meineke Car Care Bowl

Dec. 26 L Pittsburgh CH 17-19
309-222

*8 wins vacated due to NCAA penalty (revised record, 0-5 overall)

2010 (8-5)

Coach: Butch Davis
Captains: T.J. Yates, Johnny White, Bruce Carter, Tydreke Powell, Ryan Taylor, Zach Brown
Sept. 4 L LSU ATL 24-30
Sept. 18 L Georgia Tech H 24-30
Sept. 25 W Rutgers A 17-13
Oct. 2 W East Carolina H 42-17
Oct. 9 W Clemson H 21-16
Oct. 16 W Virginia A 44-10
Oct. 23 L Miami A 10-33
Oct. 30 W William & Mary H 21-17
Nov. 6 W Florida State A 37-35
Nov. 13 L Virginia Tech H 10-26
Nov. 20 L NC State H 25-29
Nov. 27 W Duke A 24-19

Music City Bowl

Dec. 30 W Tennessee (2ot) NASH 30-27
329-302

2011 (7-6)

Coach: Everett Withers
Captains: Casey Barth, Cam Holland, Matt Merletti, Kevin Reddick
Sept. 3 W James Madison H 42-10
Sept. 10 W Rutgers H 24-22
Sept. 17 W Virginia H 28-17
Sept. 24 L Georgia Tech A 28-35
Oct. 1 W East Carolina A 35-20
Oct. 8 W Louisville H 14-7
Oct. 15 L Miami H 24-30
Oct. 22 L Clemson A 38-59
Oct. 29 W Wake Forest H 49-24
Nov. 5 L NC State A 0-13
Nov. 17 L Virginia Tech A 21-24
Nov. 26 W Duke H 37-21

Independence Bowl

Dec. 26 L Missouri SHREVE 24-41
364-323

2012 (8-4)

Coach: Larry Fedora
Captains: Giovani Bernard, Jonathan Cooper, Pete Mangum, Kevin Reddick, Sylvester Williams
Sept. 1 W Elon H 63-0
Sept. 8 L Wake Forest A 27-28
Sept. 15 L Louisville A 34-39
Sept. 22 W East Carolina H 27-6
Sept. 29 W Idaho H 66-0
Oct. 6 W Virginia Tech H 48-34
Oct. 13 W Miami A 18-14
Oct. 20 L Duke A 30-33
Oct. 27 W NC State H 43-35
Nov. 10 L Georgia Tech H 50-68
Nov. 15 W Virginia A 37-13
Nov. 24 W Maryland H 45-38
487-308

2013 (7-6)

Coach: Larry Fedora
Captains: A.J. Blue, Mack Hollins, James Hurst, Kareem Martin, Jabari Price
Aug. 29 L South Carolina A 10-27
Sept. 7 W MTSU H 40-20
Sept. 21 L Georgia Tech A 20-28
Sept. 28 L East Carolina H 31-55
Oct. 5 L Virginia Tech A 17-27
Oct. 17 L Miami H 23-27
Oct. 26 W Boston College H 34-10
Nov. 2 W NC State A 27-19
Nov. 9 W Virginia H 45-14
Nov. 16 W Pittsburgh A 34-27
Nov. 23 W Old Dominion H 80-20
Nov. 30 L Duke H 25-27

Belk Bowl

Dec. 28 W Cincinnati CH 39-17
425-318

2014 (6-7)

Coach: Larry Fedora
Captains: Marquise Williams, Landon Turner, Ethan Farmer, Norkeithus Otis, Mack Hollins
Aug. 30 W Liberty H 56-29
Sept. 6 W San Diego State H 31-27
Sept. 20 L East Carolina A 41-70
Sept. 27 L Clemson A 35-50
Oct. 4 L Virginia Tech H 17-34
Oct. 11 L Notre Dame A 43-50
Oct. 18 W Georgia Tech H 48-43
Oct. 25 W Virginia A 28-27
Nov. 1 L Miami A 20-47
Nov. 15 W Pittsburgh H 40-35
Nov. 20 W Duke A 45-20
Nov. 29 L NC State H 7-35

Quick Lane Bowl

Dec. 26 L Rutgers DET 21-40
432-507

2015 (11-3)

Coach: Larry Fedora
Captains: Marquise Williams, Landon Turner, Shakeel Rashad, Jeff Schoettmer, Mack Hollins
Sept. 3 L South Carolina CHAR 13-17
Sept. 12 W NC A&T H 53-14
Sept. 19 W Illinois H 48-14
Sept. 26 W Delaware H 41-14
Oct. 3 W Georgia Tech A 38-31
Oct. 17 W Wake Forest H 50-14
Oct. 24 W Virginia H 26-13
Oct. 29 W Pittsburgh A 26-19
Nov. 7 W Duke H 66-31
Nov. 14 W Miami H 59-21
Nov. 21 W Virginia Tech A (ot) 30-27
Nov. 28 W NC State A 45-34

ACC Championship Game

Dec. 5 L Clemson CHAR 37-45

Russell Athletic Bowl

Dec. 29 L Baylor ORL 38-49
570-343

SERIES RECORDS VS. OPPONENTS

AIR FORCE (1-4)

1963	W	35	0	N
1966	L	14	20	H
1967	L	8	10	A
1968	L	15	28	A
1969	L	10	20	H

ALABAMA (0-1)

1993	L	10	24	N
------	---	----	----	---

APPALACHIAN STATE (1-0)

1940	W	56	6	H
------	---	----	---	---

ARIZONA (0-1)

1986	L	21	30	N
------	---	----	----	---

ARIZONA STATE (1-2)

1970*	L	26	48	N
2002	W	38	35	A
2003	L	31	33	H

ARKANSAS (2-0)

1981	W	31	27	N
1995	W	20	10	N

ARMY (6-1)

1944	L	0	46	A
1974	W	56	42	H
1976	W	34	32	A
1979	W	41	3	A
1982	W	62	8	H
1991	W	20	12	A
1992	W	22	9	H

AUBURN (4-2)

1892	W	64	0	N
1898	W	29	0	A
1901	W	10	0	A
1987	L	10	20	H
1988	L	21	47	A
2001	W	16	10	N

BAYLOR (0-1)

2015	L	38	49	N
------	---	----	----	---

BINGHAM'S SCHOOL (4-0)

1897	W	14	0	A
1904	W	50	0	H
1911	W	12	0	H
1912	W	47	0	H

BOSTON COLLEGE (5*-2)

1981	W	56	14	H
1984	L	20	52	A
2004	L	24	37	N
2005	W	16	14	H
2008	W*	45	24	H
2009	W*	31	13	A
2013	W	34	10	H

*win vacated due to NCAA penalty (revised record 3-2)

BOWLING GREEN (1-0)

1982	W	33	14	H
------	---	----	----	---

CAMP LEE (1-0)

1945	W	6	0	H
------	---	---	---	---

CHARLOTTE YMCA (0-1)

1896	L	0	8	A
------	---	---	---	---

CHERRY POINT MARINES (2-0)

1944	W	20	14	H
1945	W	20	14	H

CINCINNATI (3-0)

1979	W	35	14	H
1991	W	51	16	H
2013	W	39	17	N

THE CITADEL (4*-0)

1915	W	14	7	H
1939	W	50	0	H
1986	W	45	14	H
2009	W*	40	6	H

*win vacated due to NCAA penalty (revised record 3-0)

CLEMSON (19-37-1)

1897	W	28	0	H
1901	L	10	22	N
1903	W	11	6	H
1907	L	6	15	N
1915	W	9	7	N
Atlantic Coast Conference Begins				
1957	W	26	0	H
1958	L	21	26	A
1959	L	18	20	H
1960	L	0	24	A
1961	L	0	27	H
1962	L	6	17	A
1963	L	7	11	H
1964	W	29	0	A
1965	W	17	13	H
1966	L	3	27	A
1967	L	0	17	H

1968	L	14	24	A
1969	W	32	15	H
1970	W	42	7	A
1971	W	26	13	H
1972	W	26	10	A
1973	L	29	37	H
1974	L	32	54	A
1975	L	35	38	H
1976	W	27	23	A
1977	T	13	13	H
1978	L	9	13	A
1979	L	10	19	H
1980	W	24	19	A
1981	L	8	10	H
1982	L	13	16	A
1983	L	3	16	H
1984	L	12	20	A
1985	W	21	20	H
1986	L	10	38	A
1987	L	10	13	H
1988	L	14	37	A
1989	L	3	35	H
1990	L	3	20	A
1991	L	6	21	H
1992	L	7	40	A
1993	W	24	0	H
1994	L	17	28	H
1995	L	10	17	A
1996	W	45	0	H
1997	W	17	10	A
1998	W	21	14	H
1999	L	20	31	A
2000	L	24	38	H
2001	W	38	3	A
2002	L	12	42	H
2003	L	28	36	A
2006	L	7	52	A
2010	W	21	16	H
2011	L	38	59	A
2014	L	35	50	A
2015	L	37	45	N

UNC at Home: 11-15-1; UNC at Kenan: 8-14-1
UNC Away: 7-19-0; Most Points UNC: 45 (1996); Most Points Clemson: 59 (2011); Largest UNC Victory: 45, 2006; Longest UNC Win Streak: 4 games, (1969-72); Longest Clemson Win Streak: 7 games, (1986-92)

CONNECTICUT (3*-0)

1990	W	48	21	H
2008	W*	38	12	H
2009	W*	12	10	A

*win vacated due to NCAA penalty (revised record 1-0)

DAVIDSON (31-4-4)

1898	W	11	0	N
1899	W	10	0	H
1901	W	6	0	N
1902	W	27	0	N
1904	T	0	0	N
1905	W	6	0	N
1906	T	0	0	N
1908	T	0	0	N
1910	L	0	6	N
1911	W	5	0	N
1912	W	13	0	N
1913	W	7	0	N
1914	W	16	3	N
1915	W	41	6	N
1916	W	10	6	N
1919	W	10	0	N
1920	L	0	7	N
1921	T	0	0	N
1922	W	29	6	N
1923	W	14	3	H
1924	W	6	0	A
1925	W	13	0	H
1926	L	0	10	A
1927	W	27	0	H
1928	W	30	7	A
1929	W	26	7	N
1930	L	6	7	A
1931	W	20	0	H
1932	W	12	0	A
1933	W	6	0	H
1934	W	12	2	A
1935	W	14	0	A
1936	W	26	6	A
1937	W	26	0	A
1938	W	34	0	A
1939	W	32	0	N
1940	W	27	7	N
1941	W	20	0	A
1942	W	43	14	N

DELAWARE (1-0)

2015	W	41	14	H
------	---	----	----	---

DUKE (61*-37-4)

1888	L	0	16	N
1889	L	17	25	N
1889	W	1	0	H
1891	L	4	6	H

1892	W	24	0	A
1893	L	4	6	A
1894	W	28	0	H
1922	W	20	0	H
1923	W	14	6	A
1924	W	6	0	H
1925	W	41	0	A
1926	W	6	0	H
1927	W	18	0	A
1928	W	14	7	H
1929	W	48	7	A
1930	T	0	0	H
1931	T	0	0	A
1932	L	0	7	H
1933	L	0	21	A
1934	W	7	0	H
1935	L	0	25	A
1936	L	7	27	H
1937	W	14	6	A
1938	L	0	14	H
1939	L	3	13	A
1940	W	6	3	H
1941	L	0	20	A
1942	T	13	13	H
1943	L	7	14	A
1943	L	6	27	H
1944	L	0	33	H
1945	L	7	14	A
1946	W	22	7	H
1947	W	21	0	A
1948	W	20	0	H
1949	W	21	20	A
1950	L	0	7	H
1951	L	7	19	A
1952	L	0	34	H

Atlantic Coast Conference Begins

1953	L	20	35	A
1954	L	12	47	H
1955	L	0	6	A
1956	L	6	21	H
1957	W	21	13	A
1958	L	6	7	H
1959	W	50	0	A
1960	W	7	6	H
1961	L	3	6	A
1962	L	14	16	H
1963	W	16	14	A
1964	W	21	15	H
1965	L	7	34	A
1966	L	25	41	H
1967	W	20	9	A
1968	W	25	14	H
1969	L	13	17	A
1970	W	59	34	H
1971	W	38	0	A
1972	W	14	0	H
1973	L	10	27	A
1974	W	14	13	H
1975	T	17	17	A
1976	W	39	38	H
1977	W	16	3	A
1978	W	16	15	H
1979	W	37	16	A
1980	W	44	21	H
1981	W	31	10	A
1982	L	17	23	A
1983	W	34	27	H
1984	W	17	15	A
1985	L	21	23	H
1986	W	42	35	A
1987	L	10	25	H
1988	L	29	35	A
1989	L	0	41	H
1990	W	24	22	A
1991	W	47	14	H
1992	W	31	28	A
1993	W	38	24	H
1994	W	41	40	A
1995	W	28	24	H
1996	W	27	10	A
1997	W	50	14	H
1998	W	28	6	A
1999	W	38	0	H
2000	W	59	21	A
2001	W	52	17	H
2002	W	23	21	A
2003	L	22	30	H
2004	W	40	17	A
2005	W	24	21	H
2006	W	45	44	A
2007	W (OT)	20	14	H
2008	W*	28	20	A
2009	W*	19	6	H
2010	W	24	19	A
2011	W	37	21	H
2012	L	30	33	A
2013	L	25	27	H
2014	W	45	20	A
2015	W	66	31	H

UNC at Home (all Kenan): 1-7-0; UNC Away:

1-8-1; Most UNC Points: 41 (2001); Most FSU Points: 63 (2000); Largest UNC victory: 32, 2001
Largest FSU Victory: 49, 2000; Longest UNC Win Streak: 1 game (2001 & 2010); Longest FSU Win Streak: 9 games (1992-2000)

FORDHAM (0-3-2)

1903	W	15	0	H
1904	W	29	0	H
HAMPTON A.C. (0-1)				
1896	L	0	18	A
HARVARD (0-2)				
1916	L	0	21	A
1928	L	0	20	A
HORNER'S SCHOOL (1-0)				
1899	W	46	0	H
HOUSTON (1-1)				
1996	W	42	14	A
1999	L	12	20	H
IDAHO (1-0)				
2012	W	66	0	H
ILLINOIS (3-0)				
1971	W	27	0	A
1987	W	34	14	H
2015	W	48	14	H
INDIANA (2-0)				
1997	W	23	6	H
1999	W	42	30	A
JAMES MADISON (2-0)				
2007	W	37	14	H
2011	W	42	10	H
KANSAS (2-0)				
1984	W	23	17	H
1986	W	20	0	A
KENTUCKY (5-5)				
1910	L	0	11	A
1934	W	6	0	H
1966	L	0	10	A
1970	W	20	10	H
1972	W	31	20	H
1973	W	16	10	A
1976	L	0	21	N
1977	L	7	10	A
1989	L	6	13	A
1990	W	16	13	H
LAFAYETTE (0-1)				
1906	L	6	28	N
LEHIGH (0-2)				
1893	L	0	34	N
1894	L	6	24	A
LENOIR-RHYNE (1-0)				
1941	W	42	6	H
LIBERTY (1-0)				
2014	W	56	29	H
LOUISIANA STATE (1-6)				
1948	W	34	7	H
1949	L	7	13	A
1961	L	0	30	H
1964	L	3	20	A
1985	L	13	23	H
1986	L	3	30	A
2010	L	24	30	N
LOUISVILLE (3-4)				
1988	L	34	38	H
1995	W	17	10	A
1996	W	28	10	H
2004	L	0	34	H
2005	L	14	69	A
2011	W	14	7	H
2013	L	34	39	A
MARSHALL (1-0)				
2000	W	20	15	H
MARYLAND (37-32-1)				
1920	L	0	13	H
1921	W	16	7	N
1922	W	27	3	H
1923	L	0	14	A
1924	L	0	6	H
1925	W	16	0	N
1926	L	6	14	A
1927	W	7	6	H
1928	W	26	19	A
1929	W	43	0	A
1930	W	28	21	H
1935	W	33	0	N
1936	W	14	0	H
1946	W	33	0	H
1947	W	19	0	A
1948	W	49	20	A
1950	T	7	7	H
1951	L	7	14	A
Atlantic Coast Conference Begins				
1953	L	0	26	H
1954	L	0	33	A
1955	L	7	25	H
1956	W	34	6	H
1957	L	7	21	A

1958	W	27	0	H
1959	L	7	14	A
1960	L	19	22	H
1961	W	14	8	A
1962	L	13	31	H
1963	W	14	7	A
1964	L	9	10	N
1965	W	12	10	H
1967	W	14	0	H
1968	L	24	33	A
1970	W	53	20	A
1971	W	35	14	H
1972	W	31	26	A
1973	L	3	23	H
1974	L	12	24	A
1975	L	7	34	H
1977	W	16	7	A
1978	L	20	21	H
1979	L	14	17	A
1980	W	17	3	H
1981	W	17	10	A
1982	L	24	31	H
1983	L	26	28	A
1984	L	23	34	H
1985	L	10	28	A
1986	W	32	30	H
1987	W	27	14	A
1988	L	38	41	H
1989	L	0	38	A
1990	W	34	10	H
1991	W	24	0	H
1992	W	31	24	A
1993	W	59	42	H
1994	W	41	17	H
1995	L	18	32	A
1996	W	38	7	H
1997	W	40	14	A
1998	W	24	13	H
1999	L	7	45	A
2000	W	13	10	H
2001	L	7	23	A
2002	L	7	59	H
2003	L	21	59	A
2005	L	30	33	H
2007	W	16	13	H
2008	L	15	17	A
2012	W	45	38	H
UNC at Home: 21-14-1				
UNC at Kenan: 18-11-1				
UNC Away: 13-17-0				
Most UNC Points: 59 (1993)				
Most MD Points: 59 (2002, 2003)				
Largest UNC Victory: 43, 1929				
Largest MD Victory: 52, 2002				
Longest UNC Victory Streak: 9 games (1927-48)				
Longest MD Victory Streak: 4 games, three times				
"OLD" MARYLAND				
1899	W	6	0	H
McNEESE STATE (1*-0)				
2008	W*	35	27	H
*win vacated due to NCAA penalty (revised record 0-0)				
MEMPHIS STATE (2-0)				
1983	W	24	10	H
1984	W	30	27	A
MERCER (1-0)				
1925	W	3	0	A
MIAMI (FLA) (10*-9)				
1946	W	21	0	A
1952	W	34	7	A
1957	W	20	13	A
1959	L	7	14	A
1960	L	12	29	A
1961	L	0	10	A
1963	W	27	16	H
2004	W	31	28	H
2005	L	16	34	A
2006	L	7	27	A
2007	W	33	27	H
2008	W*	28	24	A
2009	W*	33	24	H
2010	L	10	33	A
2011	L	24	30	H
2012	W	18	14	A
2013	L	23	27	H
2014	L	20	47	A
2015	W	59	31	H
*win vacated due to NCAA penalty (revised record 9-9)				
UNC at Home (all at Kenan): 5-2; UNC Away: 5-7				
Most UNC Points: 59 (2015); Most Miami Points: 47 (2014); Largest UNC Victory: 34 points (59-21, 2015); Largest Miami Victory: 27 points (47-20 in 2014); Longest UNC Win Streak: three games (1946-57; 2007-09); Longest Miami Win Streak: three games (1959-61)				
MIAMI (OHIO) (4-3)				
1976	W	14	10	H
1978	L	3	7	H
1981	W	49	7	H
1983	W	48	17	H

1990	W	34	0	H
1998	L	10	13	H
2002	L	21	27	H
MICHIGAN STATE (2-1)				
1965	L	24	31	H
1966	W	21	7	A
1979*	W	17	15	N
MICHIGAN STATE (1-2)				
1962	L	6	38	A
1963	L	0	31	A
1964	W	21	15	H
MIDDLE TENNESSEE (1-0)				
2013	W	40	20	H
MISSISSIPPI STATE (1-1)				
1974*	L	24	26	N
1992*	W	21	17	N
MISSOURI (0-3)				
1973	L	14	27	H
1976	L	3	24	A
2011	L	24	41	N
MORGANTON DDI (1-0)				
1900	W	38	0	H
NATTC (1-0)				
1943	W	23	0	H
NAVY (5-5)				
1899	L	0	12	A
1905	L	0	38	A
1906	L	0	40	A
1946	W	21	14	N
1957	W	13	7	A
1984	L	30	33	H
1985	W	21	19	A
1987	W	45	14	A
1989	L	7	12	H
1992	W	28	14	H
NEBRASKA (0-1)				
1977	L	17	21	N
NEW YORK UNIVERSITY (4-0)				
1936	W	14	13	N
1937	W	19	6	A
1938	W	7	0	N
1939	W	14	7	H
NORFOLK A.C. (1-0)				
1904	W	41	0	N
NORTH CAROLINA A&T				
2015	W	53	14	H
NORTH CAROLINA STATE (66-33-6)				
1894	W	44	0	H
1894	W	16	0	A
1895	W	36	0	H
1897	W	40	0	H
1898	W	34	0	H
1899	W	34	0	H
1899	T	11	11	A
1901	W	39	0	H
1901	W	30	0	A
1902	T	0	0	A
1904	T	6	6	H
1905	T	0	0	A
1919	W	13	12	A
1920	L	3	13	A
1921	L	0	7	A
1922	W	14	9	A
1923	W	14	0	A
1924	W	10	0	A
1925	W	17	0	A
1926	W	12	0	H
1927	L	6	19	A
1928	T	6	6	A
1929	W	32	0	H
1930	W	13	6	H
1931	W	18	15	A
1932	W	13	0	H
1933	W	6	0	A
1934	T	7	7	H
1935	W	35	6	A
1936	W	21	6	H
1937	W	20	0	A
1938	W	21	0	A
1939	W	17	0	H
1940	W	13	7	A
1941	L	7	13	H
1942	L	14	21	A
1943	W	27	13	H
1947	W	41	6	H
1948	W	14	0	H
1949	W	26	6	H
1950	W	13	7	H
1951	W	21	0	H
Atlantic Coast Conference Begins				
1953	W	29	7	H
1954	W	20	6	H
1955	W	25	18	A
1956	L	6	26	H
1957	L	0	7	H

1958	L	14	21	H
1959	W	20	12	H
1960	L	0	3	H
1961	W	27	22	H
1962	L	6	7	H
1963	W	31	10	H
1964	L	13	14	H
1965	W	10	7	A
1966	W	10	7	H
1967	L	7	13	A
1968	L	6	38	H
1969	L	3	10	A
1970	W	19	0	H
1971	W	27	7	A
1972	W	34	33	H
1973	L	26	28	A
1974	W	33	14	H
1975	L	20	21	A
1976	L	13	21	H
1977	W	27	14	A
1978	L	7	34	H
1979	W	35	21	A
1980	W	28	8	H
1981	W	21	10	A
1982	W	41	9	H
1983	W	42	14	A
1984	W	28	21	H
1985	W	21	14	A
1986	L	34	35	H
1987	W	17	14	A
1988	L	3	48	H
1989	L	6	40	A
1990	L	9	12	H
1991	L	7	24	A
1992	L	20	27	H
1993	W	35	14	A
1994	W	31	17	H
1995	W	30	28	A
1996	W	52	20	H
1997	W	20	7	A
1998	W (OT)	37	34	N
1999	W	10	6	N
2000	L	20	38	H
2001	W	17	9	A
2002	L	17	34	H
2003	L	34	47	A
2004	W	30	24	H
2005	W	31	24	A
2006	W	23	9	H
2007	L	27	31	A
2008	L	10	41	H
2009	L	27	28	A
2010	L	25	29	H
2011	L	0	13	A
2012	W	43	35	H
2013	W	27	19	A
2014	L	7		

2016 FOOTBALL

CAROLINA



MEDIA INFORMATION

ATHLETIC COMMUNICATIONS

Football media services are coordinated by Assistant Athletic Director for Communications Kevin Best and Assistant Athletic Communications Director Bobby Hundley. Please direct interview, information and photo requests to Best or Hundley. Best's office is located in the Kenan Football Center. The main Athletic Communications Office is located on the street level of the Koury Natatorium, adjacent to the Dean E. Smith Center and less than one mile from Kenan Stadium.

CREDENTIALS

Requests for working press or scouting credentials at Carolina home football games should be made online via the Press Pass media credential system. Please visit SportsSystems.com/uncfootball to apply for credentials. Communication regarding your request will be made via email.

Please make requests at least two weeks prior to the game. Please contact Assistant A.D. for Communications Kevin Best with any questions.

Visiting team media should contact the opponent athletic communications contact to be placed on their official list.

Credentials will be mailed or they may be picked up before 4 p.m. on Friday at the Athletic Communications Office at the Koury Natatorium. Those credentials not picked up by 4 p.m. on Friday will be left for Saturday pickup at Kenan Stadium Will Call at Gate 6. Will Call opens two hours prior to kickoff and will be staffed through the first half.

SIDELINE POLICY

Photographers will not be allowed on the sidelines without a UNC-issued photographer's vest. Vests will be distributed in the press box beginning 90 minutes prior to kickoff. Each photographer must sign in for his/her own vest. Under NCAA and ACC guidelines, photographers are not allowed between the 25-yard lines and must remain outside the restraining lines surrounding the field. Credential holders not working will be asked to leave the sidelines. A representative of the Athletic Communications Office will be on the field to handle any questions and serve as field liaison to press box officials. Equipment should not be left unattended on the sidelines. If you are shooting with a tripod, please keep a safe distance from the playing field.

GAME DAY PARKING

Requests for parking passes should be made well in advance through the on-line credential system. Single-game parking passes will be mailed. Parking is located in the Craige Deck off Manning Drive.

POSTGAME INTERVIEWS

Following a brief cooling-off period, requested UNC players and head coach Larry Fedora will be available in the interview area on the fifth floor of Kenan Football Center for a 20-25 minute interview period. The Tar Heels' locker room is closed.

Representatives from the Communications Office will take player requests from the media during the fourth quarter. Local television media who are on the field during the game should make player requests prior to the end of the game to the on-field communications representative.

Fedora is contractually obligated to do a short postgame interview with the Tar Heel Sports Radio Network before addressing the other media in attendance. After night games, great care will be taken to get Fedora to the media as quickly as

possible. We understand everyone has deadline pressures after late games and will do our best to provide access to players and coaches as quickly as possible.

INTERNET AVAILABILITY

Kenan Stadium's press box has wireless capability. Media with wireless capability should be able to connect to the Internet by using the network information provided in the press box.

INTERVIEWS WITH HEAD COACH LARRY FEDORA

Larry Fedora will meet with the media at 11:45 a.m. each Monday prior to a game for approximately 20 minutes. A recording of Fedora's Monday press conference will be available on GoHeels.com later that afternoon. Fedora is also available on the weekly ACC Teleconference on Wednesdays. Contact the ACC or Best for the time and phone number. All other interviews should be arranged through the communications office.

PLAYER INTERVIEWS

All player interviews should be arranged through Bobby Hundley or Kevin Best. Players have been instructed not to grant an interview request unless they have been set up in this manner. The interviews will generally be conducted after football practice at the Navy Practice Fields. All interviews are to be conducted on Tuesday or Wednesday.

Players may do taped radio interviews but will not be available for live call-in radio shows. Due to the overwhelming number of all-sports radio talk stations, players will generally not be available to appear on these shows. Hometown stations, stations in that week's opponent's market or national shows may be accommodated.

PRACTICE COVERAGE

Subject to change, Carolina will practice each Tuesday, Wednesday and Thursday beginning at 3:30 p.m. on the practice fields located directly across the street from the baseball stadium and adjacent to the UNC School of Law. Practice will be open for the first 30 minutes each Tuesday. Players and select assistant coaches are available to meet with the media after practice on Tuesday and Wednesday.

OFFICE ADDRESSES

Athletic Communications
P.O. Box 2126
Chapel Hill, NC 27515

Athletic Communications - overnight
Second Floor, Smith Center
300 Skipper Bowles Drive
Chapel Hill, NC 27514

Kenan Football Center
South Road
Bell Tower Parking Lot
Chapel Hill, NC 27514

KEY PHONE NUMBERS

Athletic Communications..... 919-962-2123
Football Office..... 919-966-2575
Athletic Department 919-962-6000
Ticket Office 919-962-2296
Kenan Stadium Press Box..... 919-962-2123

ATHLETIC COMMUNICATIONS



KEVIN BEST
ASSISTANT AD FOR COMMUNICATIONS

919-962-8916 (o)
919-619-7020 (c)
kbest@unc.edu



BOBBY HUNDLEY
ASSISTANT COMMUNICATIONS DIRECTOR

919-843-5678 (o)
919-428-0893 (c)
bhundley@unc.edu



STEVE KIRSCHNER
SENIOR ASSOCIATE AD FOR COMMUNICATIONS

919-962-7258 (o)
919-968-1531 (h)
919-475-2695 (c)
stevekirschner@unc.edu



JEFFREY CAMARATI
STAFF PHOTOGRAPHER

(919) 357-6613 (c)

Athletic Communications Directory

Steve Kirschner, Sr. Assoc. AD/Comm. ... 919-962-7258
Kevin Best, Assistant AD/Comm. 919-962-8916
Matt Bowers, Associate Director 919-962-7259
Jeffrey Camarati, Staff Photographer 919-962-9177
Dana Gelin, Associate Director 919-962-0083
Marla Glasser, Assistant Director 919-962-0199
Bobby Hundley, Assistant Director 919-843-5678
Dave Lohse, Associate Director 919-962-7257
Mark Kimmel, Assistant Director 919-962-0084

ON THE ROAD WITH THE TAR HEELS

Home Hotel & Duke (Nov. 10)

Marriott RTP
4700 Guardian Drive
Durham, NC 27703
(919) 941-6200

Georgia (Sept. 3)

Renaissance Concourse ATL Airport
1 Hartsfield Center Parkway
Atlanta, GA 30354
404-209-9999

Illinois (Sept. 10)

Hawthorn Suites by Wyndham
101 Trade Centre Drive
Champaign, IL 61820
217-398-3400

Florida State (Oct. 1)

Four Points by Sheraton Tallahassee
316 W. Tennessee Street
Tallahassee, FL 32301
850-422-0071

Miami (Oct. 15)

Renaissance - Ft. Lauderdale/Plantation
1230 South Pine Island Road
Plantation, FL 33324
954-472-2252

Virginia (Oct. 22)

Doubletree by Hilton Charlottesville
990 Hilton Heights Road
Charlottesville, VA 22901
434-973-2121

2016 ACC COACHES TELECONFERENCE

All 14 Atlantic Coast Conference football coaches will be featured on a weekly teleconference throughout the football season.

ACC Teleconference Schedule

10:20 a.m. Brian Kelly, Notre Dame
(Only on 9/21, 9/28, 10/5, 10/26, 11/16)
10:30 p.m. - Bronco Mendenhall, Virginia
10:40 a.m. - Dabo Swinney, Clemson
10:50 a.m. - Jimbo Fisher, Florida State
11:00 a.m. - Bobby Petrino, Louisville
11:10 a.m. - Dino Babers, Syracuse
11:30 a.m. - Paul Johnson, Georgia Tech
11:40 a.m. - Larry Fedora, North Carolina
11:50 a.m. - Justin Fuente, Virginia Tech
Noon - Dave Clawson, Wake Forest
12:10 p.m. - Pat Narduzzi, Pitt
12:20 p.m. - Steve Addazio, Boston College
12:30 p.m. - David Cutcliffe, Duke
12:40 p.m. - Dave Doeren, NC State
12:50 p.m. - Mark Richt, Miami

Dates of the ACC Coaches Media Teleconferences

Wednesday, August 30; Wednesday, September 7; Wednesday, September 14; Wednesday, September 21; Wednesday, September 28; Wednesday, October 5; Wednesday, October 12; Wednesday, October 19; Wednesday, October 26; Wednesday, November 2; Wednesday, November 9; Wednesday, November 16; Tuesday, November 22

GOHEELS.COM

GOHEELS.COM

GoHeels.com is the official website for Carolina Athletics. Visit GoHeels.com for all UNC news, video, scores, schedules, featured writers, shopping, photos and more. GoHeels.com is accessible on any device and through official apps available on the iPhone, Android and iPad.

- A clean and modern design for GoHeels.com allows fans to easily navigate to their favorite Tar Heel content.
- Continue to enjoy exclusive video access to the Carolina program through GoHeels TV with live games, feature content, game replays (full and condensed), instant highlights, coaches shows, etc.
- Visit the official online store of Carolina athletics with increased inventory and special deals.
- Auctions are a great way to gain special access or own a memorable piece of UNC history, visit GoHeels.com all year round to see what's available.
- Carolina Athletics strives to deliver insider access to fans anytime, anywhere on GoHeels.com, the home of UNC Athletics.



UNC FOOTBALL ON SOCIAL MEDIA

UNC Athletics and Carolina football are active on social media. For the latest news and notes as well as in-game updates and behind-the-scenes access, follow the Tar Heels on Twitter - @TarHeelFootball. In addition to football-specific information, fans can get updates on tickets, promotions and all things Carolina by following the athletic department Twitter account - @GoHeels. Department-wide news is also posted regularly on the UNC Facebook page - facebook.com/tarheels.

Head coach Larry Fedora and his staff are also very active on Twitter - follow the Tar Heel head coach on his personal account - @CoachFedora.

For the latest in exciting, high-energy graphics as well as practice and game photos from Carolina football, fans can follow the Tar Heels on Instagram - tarheelfootball.

Video and information on Carolina athletics is also available on YouTube - www.youtube.com/user/UNCTarHeelsAthletics.

EXTRA POINTS

Extra Points, written and published by Carolina alum-nus Lee Pace (AB Journalism, 1979), enters its 27th season offering an informative and unique view of Tar Heel football. Pace's columns will appear at least once a week throughout the football season at GoHeels.com as well as other times where applicable--in particular before and after a bowl game, national signing day in early February and spring practice. Pace also serves as the sideline reporter on the Tar Heel Sports Network.



Carolina Football
@TarHeelFootball

The official twitter feed of the University of North Carolina football program. | IG: TarHeelFootball

Chapel Hill, N.C.
goheels.com/football
Joined March 2009

Tweet to Carolina Football

collegepressbox.com

SINCE 2005 EVERYTHING BUT THE PRE-GAME MEAL

CollegePressBox.com is the official media website for Division I football. Access and download weekly game notes, quotes, statistics, media guides, headshots, logos and more for the conference and each of its member schools. Login information will be distributed to accredited media or you can apply for a password by sending an e-mail to password@collegepressbox.com.

CAROLINA FOOTBALL MEDIA INFORMATION

2016 OPPONENTS



GEORGIA

Saturday, Sept. 3
Atlanta, Ga.

Location: Athens, Ga.
Nickname: Bulldogs
School Colors: Red, Metallic Silver, Black & White
Stadium (cap.): Sanford Stadium (92,746)
Surface: Natural Grass
Conference: Southeastern
2015 record: 10-3 overall, 5-3 SEC (T2nd East)
Head Coach: Kirby Smart
Record: First Season
SID Contact: Claude Felton
SID Phone: (706) 542-1231
Website: GeorgiaDogs.com



ILLINOIS

Saturday, Sept. 10
Champaign, Ill.

Location: Champaign, Ill.
Nickname: Fighting Illini
School Colors: Orange & Blue
Stadium (cap.): Memorial Stadium (60,670)
Surface: FieldTurf
Conference: Big 10
2015 record: 5-7 overall, 2-6 (T5th West)
Head Coach: Lovie Smith
Record: First Season
SID Contact: Kent Brown
SID Phone: (217) 244-6533
Website: FightingIllini.com



JAMES MADISON

Saturday, Sept. 17
Chapel Hill, N.C.

Location: Harrisonburg, Va.
Nickname: Dukes
School Colors: Purple & Gold
Stadium (cap.): Bridgeforth Stadium (24,877)
Surface: FieldTurf
Conference: Colonial Athletic Association
2015 record: 9-3 overall, 6-2 (T1st)
Head Coach: Mike Houston
Record: 14-11 overall; First Season at JMU
SID Contact: Chris Brooks
SID Phone: (540) 568-3702
Website: JMUSports.com



PITTSBURGH

Saturday, Sept. 24
Chapel Hill, N.C.

Location: Pittsburgh, Pa.
Nickname: Panthers
School Colors: Blue & Gold
Stadium (cap.): Heinz Field (65,050)
Surface: Natural Grass
Conference: Atlantic Coast
2015 record: 8-5 overall, 6-2 ACC (2nd Coastal)
Head Coach: Pat Narduzzi
Record: 8-5 overall; 8-5 at Pittsburgh
SID Contact: E.J. Borghetti
SID Phone: (412) 648-8240
Website: PittsburghPanthers.com



FLORIDA STATE

Saturday, Oct. 1
Tallahassee, Fla.

Location: Tallahassee, Fla.
Nickname: Seminoles
School Colors: Garnet, Gold, Black & White
Stadium (cap.): Doak Campbell Stadium (84,409)
Surface: 419 Tifway Bermuda Grass
Conference: Atlantic Coast
2015 record: 10-3 overall, 6-2 ACC (2nd Atlantic)
Head Coach: Jimbo Fisher
Record: 68-14 overall; 68-14 at Florida State
SID Contact: Zach Stipe
SID Phone: (850) 645-7683
Website: Seminoles.com



VIRGINIA TECH

Saturday, Oct. 8
Chapel Hill, N.C.

Location: Blacksburg, Va.
Nickname: Hokies
School Colors: Chicago Maroon & Burnt Orange
Stadium (cap.): Lane Stadium (66,233)
Surface: Natural Grass
Conference: Atlantic Coast
2015 record: 7-6 overall, 4-4 ACC (T4th Coastal)
Head Coach: Justin Fuente
Record: 26-23 overall; First Season at Virginia Tech
SID Contact: Pete Moris
SID Phone: (540) 231-6726
Website: HokieSports.com



MIAMI

Saturday, Oct. 15
Miami Gardens, Fla.

Location: Coral Gables, Fla.
Nickname: Hurricanes
School Colors: Orange, Green & White
Stadium (cap.): Sun Life Stadium (74,916)
Surface: Natural Grass
Conference: Atlantic Coast
2015 record: 8-5 overall, 5-3 ACC (3rd Coastal)
Head Coach: Mark Richt
Record: 145-51 overall; First Season at Miami
SID Contact: Tom Symonds
SID Phone: (305) 284-3248
Website: HurricaneSports.com



VIRGINIA

Saturday, Oct. 22
Charlottesville, Va.

Location: Charlottesville, Va.
Nickname: Cavaliers
School Colors: Orange & Blue
Stadium (cap.): Scott Stadium (61,500)
Surface: Prescription Athletic Turf
Conference: Atlantic Coast
2015 record: 4-8 overall, 3-5 ACC (6th Coastal)
Head Coach: Bronco Mendenhall
Record: 99-43 overall; First Season at Virginia
SID Contact: Jim Daves
SID Phone: (434) 982-5500
Website: VirginiaSports.com



GEORGIA TECH

Saturday, Nov. 5
Chapel Hill, N.C.

Location: Atlanta, Ga.
Nickname: Yellow Jackets
School Colors: Old Gold & White
Stadium (cap.): Bobby Dodd Stadium (55,000)
Surface: Natural Grass
Conference: Atlantic Coast (Coastal)
2014 record: 3-9 overall, 1-7 ACC (7th Coastal)
Head Coach: Paul Johnson
Record: 168-83 overall; 56-43 at Georgia Tech
SID Contact: TBD
SID Phone:
Website: RamblingWreck.com



DUKE

Thursday, Nov. 10
Durham, N.C.

Location: Durham, N.C.
Nickname: Blue Devils
School Colors: Duke Blue & White
Stadium (cap.): Wallace Wade Stadium (33,941)
Surface: Natural Grass
Conference: Atlantic Coast
2015 record: 8-5 overall, 4-4 ACC (T4th Coastal)
Head Coach: David Cutcliffe
Record: 92-82 overall; 44-52 at Duke
SID Contact: Art Chase
SID Phone: (919) 684-2614
Website: GoDuke.com



THE CITADEL

Saturday, Nov. 19
Chapel Hill, N.C.

Location: Charleston, S.C.
Nickname: Bulldogs
School Colors: Citadel Blue & White
Stadium (cap.): Johnson Hagood Stadium (21,000)
Surface: Natural Grass
Conference: Southern
2015 record: 9-4 overall, 6-1 SoCon
Head Coach: Brent Thompson
Record: First Season
SID Contact: Derrick Satterfield
SID Phone: (843) 276-8099
Website: CitadelSports.com



NC STATE

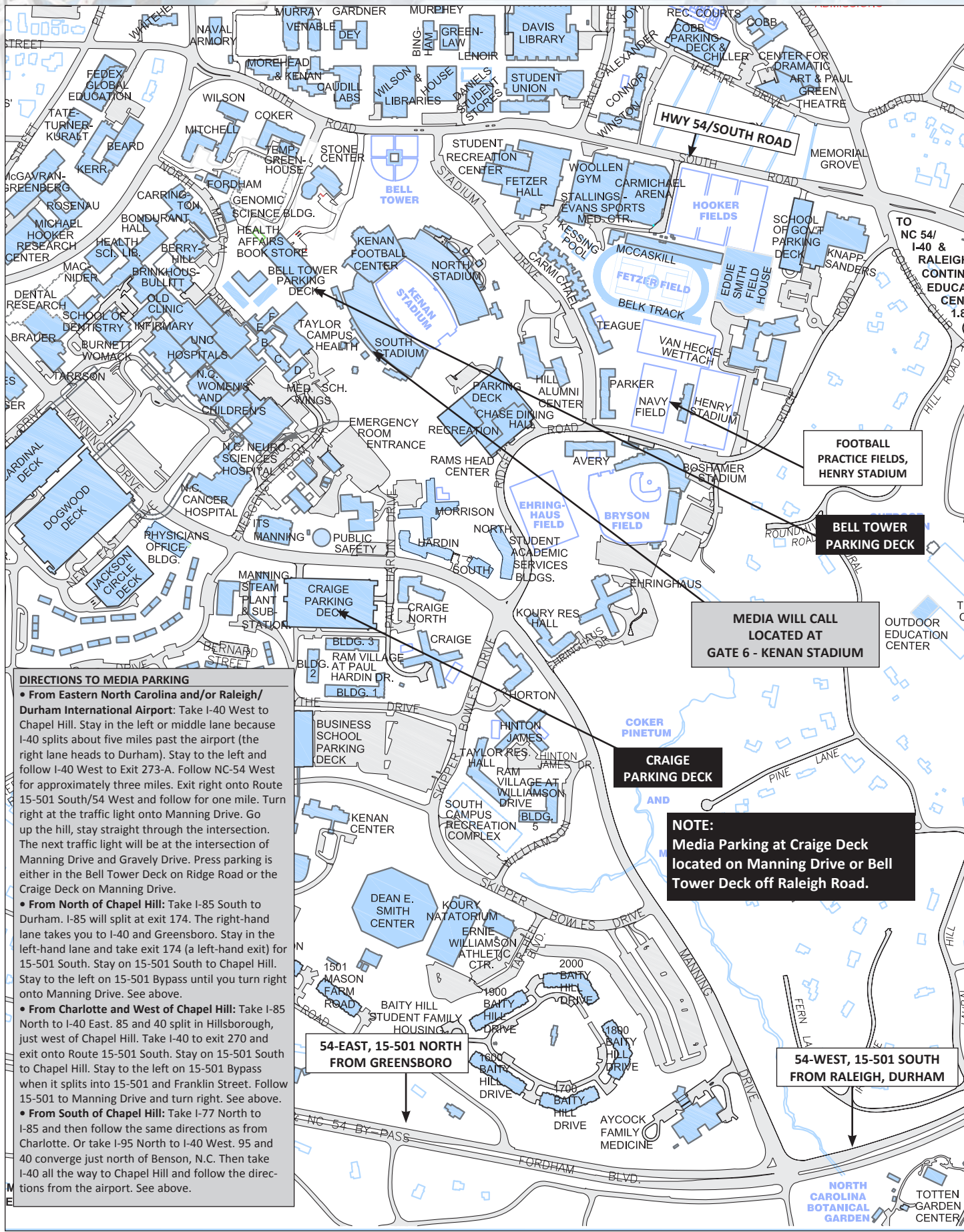
Friday, Nov. 25
Chapel Hill, N.C.

Location: Raleigh, N.C.
Nickname: Wolfpack
School Colors: Red & White
Stadium (cap.): Carter-Finley Stadium (57,583)
Surface: Natural Grass
Conference: Atlantic Coast
2015 record: 7-6 overall, 3-5 ACC (5th Atlantic)
Head Coach: Dave Doeren
Record: 41-24 overall, 18-20 at NC State
SID Contact: Annabelle Myers
SID Phone: (919) 819-8302
Website: GoPack.com

CAMPUS MAP



CAROLINA FOOTBALL MEDIA INFORMATION



DIRECTIONS TO MEDIA PARKING

- **From Eastern North Carolina and/or Raleigh/Durham International Airport:** Take I-40 West to Chapel Hill. Stay in the left or middle lane because I-40 splits about five miles past the airport (the right lane heads to Durham). Stay to the left and follow I-40 West to Exit 273-A. Follow NC-54 West for approximately three miles. Exit right onto Route 15-501 South/54 West and follow for one mile. Turn right at the traffic light onto Manning Drive. Go up the hill, stay straight through the intersection. The next traffic light will be at the intersection of Manning Drive and Gravelly Drive. Press parking is either in the Bell Tower Deck on Ridge Road or the Craige Deck on Manning Drive.
- **From North of Chapel Hill:** Take I-85 South to Durham. I-85 will split at exit 174. The right-hand lane takes you to I-40 and Greensboro. Stay in the left-hand lane and take exit 174 (a left-hand exit) for 15-501 South. Stay on 15-501 South to Chapel Hill. Stay to the left on 15-501 Bypass until you turn right onto Manning Drive. See above.
- **From Charlotte and West of Chapel Hill:** Take I-85 North to I-40 East. 85 and 40 split in Hillsborough, just west of Chapel Hill. Take I-40 to exit 270 and exit onto Route 15-501 South. Stay on 15-501 South to Chapel Hill. Stay to the left on 15-501 Bypass when it splits into 15-501 and Franklin Street. Follow 15-501 to Manning Drive and turn right. See above.
- **From South of Chapel Hill:** Take I-77 North to I-85 and then follow the same directions as from Charlotte. Or take I-95 North to I-40 West. 95 and 40 converge just north of Benson, N.C. Then take I-40 all the way to Chapel Hill and follow the directions from the airport. See above.

54-EAST, 15-501 NORTH FROM GREENSBORO

54-WEST, 15-501 SOUTH FROM RALEIGH, DURHAM

NOTE:
Media Parking at Craige Deck located on Manning Drive or Bell Tower Deck off Raleigh Road.

TAR HEEL SPORTS NETWORK

Learfield Sports begins its 17th full year as the official media rights holder for the University of North Carolina athletic teams.

Based in Jefferson City, Missouri, Learfield purchased Tar Heel Sports Properties in October 1999, adding the UNC property to 122 other schools, conferences and arenas under the Learfield umbrella. Among those for which Learfield also owns the rights are Alabama, Clemson, NC State, Oklahoma, Indiana, Miami (Fla.), Missouri and Wisconsin.

Tar Heel Sports Properties is in its 22nd year as UNC's multimedia rights holder. All Carolina fans have heard of the Tar Heel Sports Network, which broadcasts the play-by-play of football and basketball games, but that is only one facet of the operation.

Tar Heel Sports Properties is a full-service agency overseeing production and sales of all the University of North Carolina's football and basketball entities including television, print products, internet and radio.


THSP brings you a variety of ways to follow the Heels during the athletic season. Simply, listen to your radio during the week for "Larry Fedora Live" and "Roy Williams Live" or watch game highlights Saturday mornings on "Inside Carolina Football and Basketball." When you are at Kenan Stadium pick-up the official Football Yearbook.

The Tar Heel Sports Network continues to bring the great tradition of Carolina sports into your home. Fans have an opportunity ask questions of the head coach every week during the football season on the "Larry Fedora Live" call in show.

Listeners can also tune in to "Inside Carolina Football", a daily five-minute program featuring head coach Larry Fedora and members of the football program. Both of these shows are heard on stations throughout North Carolina and beyond.

"Inside Carolina Football with Larry Fedora," is a half-hour television program seen each week on Fox Sports South throughout the southeast and on WTVD in the Triangle. The show features highlights of the previous game, interviews with current and former Tar Heel players, and a preview of upcoming action.

Learfield



JONES ANGELL
PLAY-BY-PLAY ANNOUNCER

Jones Angell enters his sixth year as the radio play-by-play announcer for the Tar Heel Sports Network.

A native of Jacksonville, N.C., Angell has worked in a number of roles at the network over the past 16 years. He served as host and color analyst for football and men's basketball games for six years before taking over the play-by-play duties in 2011.

Angell moved into the play-by-play chair after the retirement of Hall of Fame broadcaster Woody Durham, who stepped down after 40 seasons as the Voice of the Tar Heels.

Angell called play-by-play for Carolina baseball for nine seasons, which included five trips to the College World Series. During his career, he has also called play-by-play for UNC women's basketball and women's soccer.

A 2001 UNC graduate, Angell has been a member of UNC's broadcast team for more than 105 Tar Heel football games, including the 2015 ACC Championship Game, and more than 310 men's basketball games, including the 2009 national championship and the 2016 Final Four.

Angell is the host for GoHeels.com broadcasts of Late Night with Roy Williams and football's Signing Day Celebration. He also produces and hosts features on the coaches' television shows and writes a column for UNC Athletics.

Angell is as assistant director of New Media at UNC where he helps produce video board and special internet features that are shown online, at various athletic venues, and at special events such as the 100-year celebration of Carolina Basketball. He was an associate producer on the commemorative DVD that chronicled the 2005 men's basketball national championship.

Angell and his wife, Elizabeth, have a daughter, Caroline, and a son, Walker.

TAR HEEL SPORTS NETWORK STAFF

- Chuck Schroeder, General Manager
- Seth Reeves, Director of Business Development
- Jones Angell, Play-by-Play Announcer
- TBD, Color Analyst
- Dave Nathan, Host of Pregame, Halftime and Postgame
- Lee Pace, Sideline Reporter
- Ben Alexander, Production Services
- Matt Wrynn, Manager Business Development
- Evan Hawkins, Manager Business Development
- Banks Shepherd, Manager Business Development
- Jip Richards, Manager Business Development
- Max Fenske, Manager Business Development
- Jessie O'Connell, Manager Partnership Services
- Missy Dike, Coordinator Sales Operations
- Cameron Shoaf, Coordinator Partnership Services
- Colin Gay, Graduate Intern

TAR HEEL SPORTS NETWORK AFFILIATES

ASHEVILLE, N.C., GREENVILLE, S.C., SPARTANBURG, S.C., ANDERSON, S.C.

Tar Heel Sports Network

WQNS - FM 105.1 Asheville
 WSQL - AM 1240 Brevard
 WHKP - AM 1450 Hendersonville
 WHKP - FM 107.9 Hendersonville
 WCAB - AM 590 Rutherfordton

Larry Fedora Live

WQNS - FM 105.1 Asheville
 WHKP - AM 1450 Hendersonville
 WHKP - FM 107.9 Hendersonville
 WCAB - AM 590 Rutherfordton

Inside Carolina Football with Larry Fedora

WQNS - FM 105.1 Asheville
 WSQL - AM 1240 Brevard
 WHKP - AM 1450 Hendersonville
 WHKP - FM 107.9 Hendersonville
 WCAB - AM 590 Rutherfordton

TRIAD MARKET

Tar Heel Sports Network

WBAG - AM 1150 Burlington
 WPTI - FM 94.5 Triad, Greensboro, High Point
 Winston-Salem
 WLXN - AM 1440 Lexington
 WLXN - FM 99.9 Lexington
 WSYD - AM 1300 Mt. Airy

Larry Fedora Live

WBAG - AM 1150 Burlington
 WPTI - FM 94.5 Triad, Greensboro, High Point
 Winston-Salem
 WLXN - AM 1440 Lexington
 WLXN - FM 99.9 Lexington
 WSYD - AM 1300 Mt. Airy

Inside Carolina Football with Larry Fedora

WBAG - AM 1150 Burlington
 WPTI - FM 94.5 Triad, Greensboro, High Point
 Winston-Salem
 WLXN - AM 1440 Lexington
 WLXN - FM 99.9 Lexington
 WSYD - AM 1300 Mt. Airy

CHARLOTTE MARKET

Tar Heel Sports Network

WSPC - AM 1010 Albemarle
 WWMY - FM 102.3 Boone
 WBT - AM 1110 Charlotte
 WBT - FM 99.3 Charlotte
 WLON - AM 1050 Lincolnton
 WMNC - FM 92.1 Morganton
 WAYN - AM 900 Rockingham
 WSTP - AM 1490 Salisbury
 WOHS - AM 1390 Shelby
 WKSK - AM 580 & 93.5 FM West Jefferson

Larry Fedora Live

WSPC - AM 1010 Albemarle
 WWMY - FM 102.3 Boone
 WBT - AM 1110 Charlotte
 WBT - FM 99.3 Charlotte
 WLON - AM 1050 Lincolnton
 WMNC - FM 92.1 Morganton
 WAYN - AM 900 Rockingham
 WSTP - AM 1490 Salisbury
 WOHS - AM 1390 Shelby
 WKSK - AM 580 & 93.5 FM West Jefferson

Inside Carolina Football with Larry Fedora

WWMY - FM 102.3 Boone
 WBT - AM 1110 Charlotte
 WBT - FM 99.3 Charlotte
 WLON - AM 1050 Lincolnton
 WAYN - AM 900 Rockingham
 WSTP - AM 1490 Salisbury
 WOHS - AM 1390 Shelby
 WKSK - AM 850 West Jefferson

TRIANGLE MARKET

(Raleigh/Durham/Fayetteville/Rocky Mount)

Tar Heel Sports Network

WCHL - 1360 AM/FM 97.9 Chapel Hill
 WUKS FM 107.7 Fayetteville
 WIZS - AM 1450 Henderson
 WTKK - FM 106.1 Raleigh/Triangle
 WRXO - AM 1430 Roxboro
 WKRX - FM 96.7 Roxboro
 WFJA - FM 105.5 Sanford

Larry Fedora Live

WCHL - 1360 AM/FM 97.9 Chapel Hill
 WUKS FM 107.7 Fayetteville
 WTKK - FM 106.1 Raleigh/Triangle
 WRXO - AM 1430 Roxboro
 WKRX - FM 96.7 Roxboro
 WFJA - FM 105.5 Sanford

Inside Carolina Football with Larry Fedora

WCHL - 1360 AM/FM 97.9 Chapel Hill
 WAZZ - AM 1490 Fayetteville
 WIZS - AM 1450 Henderson

WILMINGTON MARKET

Tar Heel Sports Network

WMFD - AM 630/FM 95.9 Wilmington

Larry Fedora Live

WMFD - AM 630/FM 95.9 Wilmington

Inside Carolina Football with Larry Fedora

WMFD - AM 630/FM 95.9 Wilmington

EASTERN N.C. MARKET

(Greenville/New Bern/Washington)

Tar Heel Sports Network

WGBR - AM 1150 Goldsboro
 WRHD - FM 94.3/FM 97.9 Greenville
 WELS - FM 102.9 Kinston
 WNBU - FM 94.1 New Bern/Morehead City
 Jacksonville
 WIAM - AM 900 Williamston

Larry Fedora Live

WGBR - AM 1150 Goldsboro
 WRHD - FM 94.3/FM 97.9 Greenville
 WNBU - FM 94.1 New Bern/Morehead City
 Jacksonville

Inside Carolina Football with Larry Fedora

WRHD - FM 94.3 Greenville
 WNBU - FM 94.1 New Bern/Morehead City
 Jacksonville

INSIDE CAROLINA FOOTBALL WITH LARRY FEDORA

TELEVISION

Inside Carolina Football with Larry Fedora airs every Saturday morning on Fox Sports South at 9 a.m. throughout the Southeast, and every Sunday at 11:30 a.m. on WTVD (Triangle Market), Saturday's at 8:30 a.m. on MASN, and in the Wilmington market on WILM. All shows will also be available on GoHeelsTV via GoHeels.com.

RADIO

Larry Fedora Live will air Tuesday nights from 7-8 p.m. The show originates from Top of the Hill Restaurant in downtown Chapel Hill. Aug. 23, 30 Sept. 6, 13, 20, 27 Oct. 4, 11, 18, 25 Nov. 1, 15, 22 (no show Nov. 8)

NORFOLK/PORTSMOUTH/ NEWPORT NEWS, VA. MARKET

Tar Heel Sports Network

WZPR - FM 92.3 Nags Head
 WTRG - FM 97.9 Roanoke Rapids

Larry Fedora Live

WZPR - FM 92.3 Nags Head
 WTRG - FM 97.9 Roanoke Rapids

Inside Carolina Football with Larry Fedora

WZPR - FM 92.3 Nags Head
 WTRG - FM 97.9 Roanoke Rapids

WHY TAR HEELS?

University of North Carolina athletic teams are known as the Tar Heels because North Carolina is "The Tar Heel State."

One legend has the nickname being applied to the state's residents as long ago as the Revolutionary War. According to this story, the troops of British General Cornwallis were fording what is now known as the Tar River between Rocky Mount and Battleboro when they discovered that tar had been dumped into the stream to impede their crossing. When they finally got across the river they found their feet completely black with tar. Their observation that anyone who waded North Carolina rivers would acquire tar heels led to the nickname first being used.

Others say the nickname was acquired during the Civil War. During one of that war's fiercest battles a column supporting North Carolina troops was driven from the field. After the battle, the North Carolinians who had successfully fought it out alone, happened to meet the regiment which had fled to safety and were greeted with the question, "Any more tar down in the Old North State, boys?"

"No, not a bit," shot back one of the North Carolina soldiers. "Old Jeff's bought it all up," he went on, referring to Jefferson Davis, President of the Confederacy.

"Is that so? What's he going to do with it?"

"He's going to put it on you'ns heels to make you stick better in the next fight."

Upon hearing of the incident, Robert E. Lee smiled and said to a fellow officer, "God bless the Tar Heel boys."

A letter found in 1991 by State Archivist David Olson lends credence to another more direct theory. A letter from Maj. Joseph Engelhard describes a fight involving men from North Carolina in which Lee was heard to have said, "There they stand as if they have tar on their heels."

The letter, dated August 24, 1864, told the tale of a battle on the outskirts of Petersburg, Va. Engelhard was elected secretary of state for North Carolina in 1876.

RAM MASCOT

Since Carolina's nickname is Tar Heels, it might seem strange to have a ram as a mascot. It is. But, there is a good explanation. It's offered by Vic Huggins, Carolina's head cheerleader back in 1924.

"In 1924 school spirit was at a peak," Huggins once explained. "But something seemed to be missing. One day it hit me. Georgia had a bulldog for a mascot and State a wolf. What Carolina needed was a symbol."



CAROLINATM

Two years earlier the Tar Heels had posted a brilliant 9-1 record. The star of that 1922 team was a bruising fullback named Jack Merritt. Merritt was nicknamed "the battering ram" for the way he plunged into lines. It seemed natural to Huggins to link a mascot with Merritt's nickname.

"Charlie Woollen, the athletic business manager at that time, agreed with the idea and gave us \$25 to purchase a fitting mascot," said Huggins.

Rameses the First was shipped in from Texas, arriving just in time to be introduced at a pep rally before the VMI game. Complete with a monogram blanket on his back, Rameses helped make the pep rally one of the school's greatest.

Then the ram was taken to Emerson Field where Carolina was an underdog to a strong VMI team. But, for three quarters the Tar Heels battled the visitors to a scoreless tie.

Late in the fourth period Carolina's Bunn Hackney was called upon to attempt a field goal. Before taking the field he stopped to rub Rameses' head for good luck.

Seconds later Hackney's 30-yard dropkick sailed between the goalposts, giving the Tar Heels a 3-0 victory and a legendary mascot.

SCHOOL COLORS

The adoption of light blue and white as UNC's colors dates back to the 19th Century. When the University reopened following the Civil War, most social activities were directed by two literary societies, the Dialectic and Philanthropic. The official color of the Di was light blue and that of the Phi white.

On public occasions the student officers, marshals and ball managers were chosen equally from the membership of the two societies. It had long been the custom of each society for its members to wear its color on such occasions. However, the chief marshal and chief ball manager, one from the Di and the other from the Phi, wore combination light blue and white regalias and rosettes signifying that they represented the whole student body.

So it seemed only natural for the fans to adorn themselves with the same combination as that used by the chief marshals and ball managers, colors which represented not membership in a society, but a University student body.

VICTORY WALK

On game days, the North Carolina football team walks through a gathering of fans and into the Kenan Football Center. The pregame arrival tradition began in 2000 when the team would walk from the Bell Tower and into the stadium. The drop off point moved to the Old Well from 2001-12. The pregame walk begins approximately two and a half hours prior to kickoff of each game.

CAROLINA FIGHT SONGS

• **HERE COMES CAROLINA**

Here comes Carolina-lina
Here comes Carolina-lina
We hail from NCU.
We've got the spirit in it
We've got the team to win it
We wear the colors White and Blue –
So it's Fight! Fight! for Carolina
As Davie did in days of old.
As we gather 'round the 'Well
Cheer that Tar Heel team like hell –
For the glory of NCU.

• **ALMA MATER**

Hark the sound of Tar Heel voices
Ringing clear and true,
Singing Carolina's praises, Shouting "NCU."
(chorus)
Hail to the brightest star of all!
Clear its radiance shine
Carolina, priceless gem,
Receive all praises thine.
(refrain)
For I'm a Tar Heel born
I'm a Tar Heel bred,
And when I die I'm a Tar Heel dead.
So it's – Rah, Rah, Carolina-lina

Rah, Rah, Carolina-lina
Rah, Rah, Carolina!
Rah! Rah! Rah!

• **CAROLINA VICTORY MARCH**

There'll be a Carolina victory,
When cross that field the foe has fled.
Cheer that team to victory,
For we are Tar Heels born and bred.
Rah! Rah! Rah!
Glory, glory, UNC.
Our hearts will live with thee
Fight! Fight! Fight!
For the Blue & White are rolling to victory.