

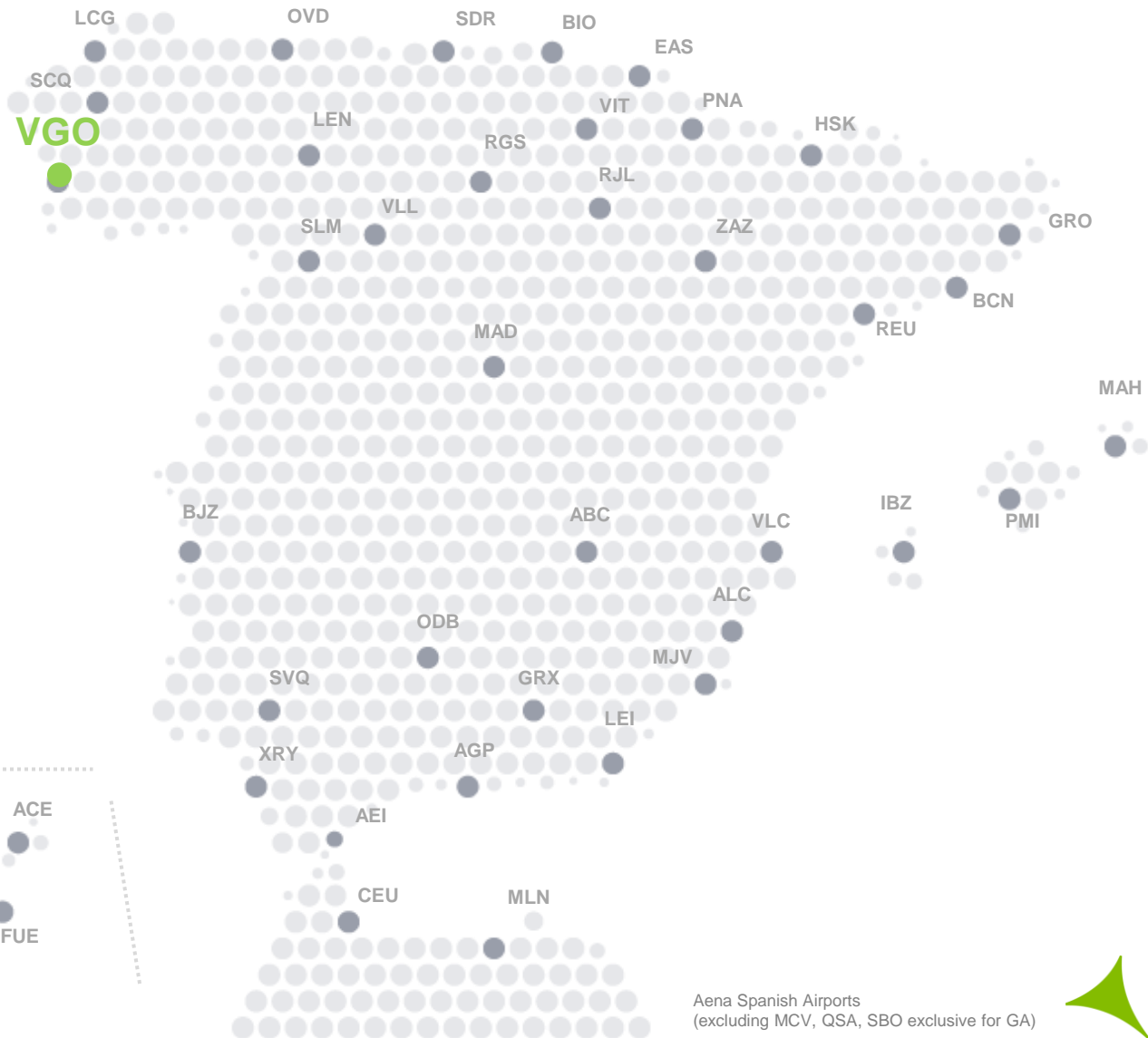
Vigo Airport VGO

2015

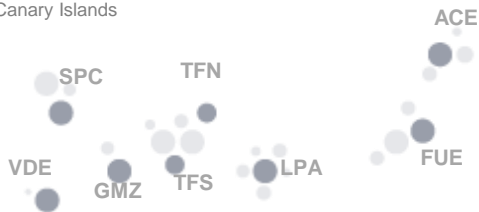
—

Vigo Airport VGO

VGO web



Canary Islands



Vigo Airport 2015

Aena Spanish Airports
(excluding MCV, QSA, SBO exclusive for GA)



Contents

1. Highlights 2015

2. Vigo airport

1. Traffic statistics
2. Route maps
3. Passenger profile
4. Operational data
5. Quality, environment & awards

3. Incentives & marketing support

Highlights 2015



Statistics 2015

Variation 15/14

Passengers

713,563 

4.9 % 

Operations

9,580 

-3.4 % 

Cargo tonnes

536 

23.1 % 

Highlights 2015

6 ⁽¹⁾



Operating airlines

6 ⁽¹⁾



Destinations

2 ⁽¹⁾



Countries

Pontevedra: **0.95 million**
Galicia: **2.7 million**
Inhabitants

31,900 foreigners in Pontevedra
45,100 Pontevedra people
abroad

14°
Average temperature

S: 04:30-22:30
W: 05:30-23:30
Operating Hours (UTC)

9 km
Distance to the city centre

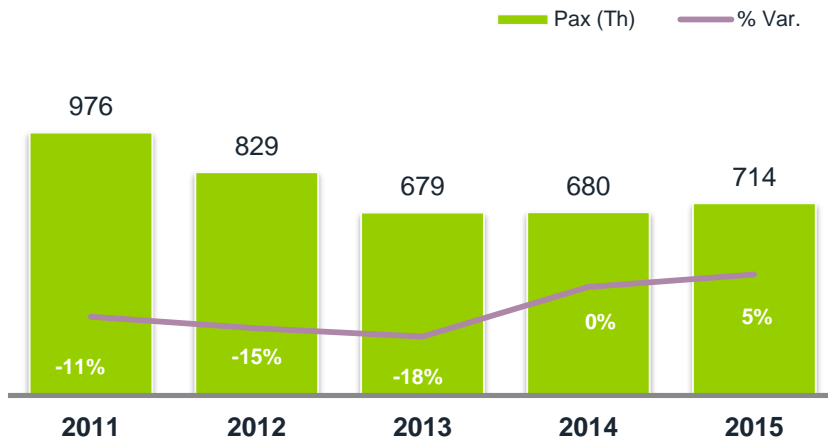
1.32 € / 17 min
Public transport to the city center

⁽¹⁾ + 5000 pax/year.



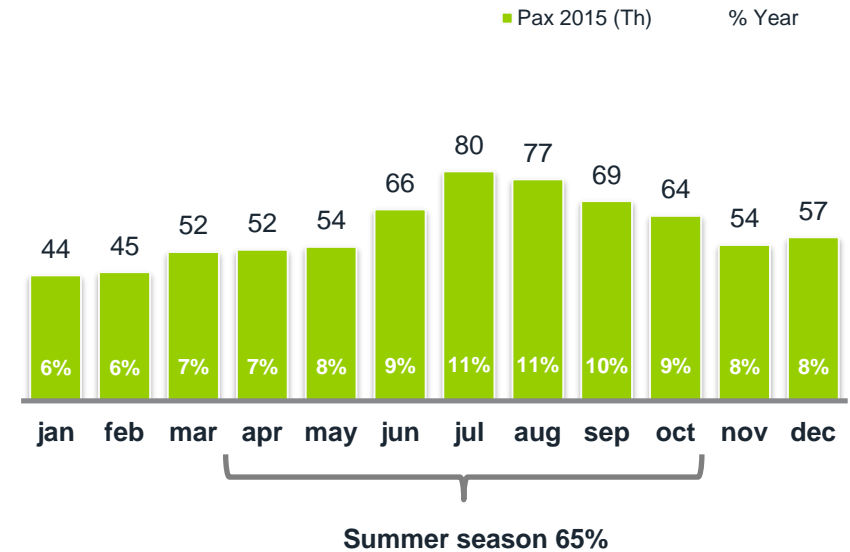
Traffic statistics

Annual traffic evolution



Average variation last 5 years: -7.5%

Monthly traffic evolution

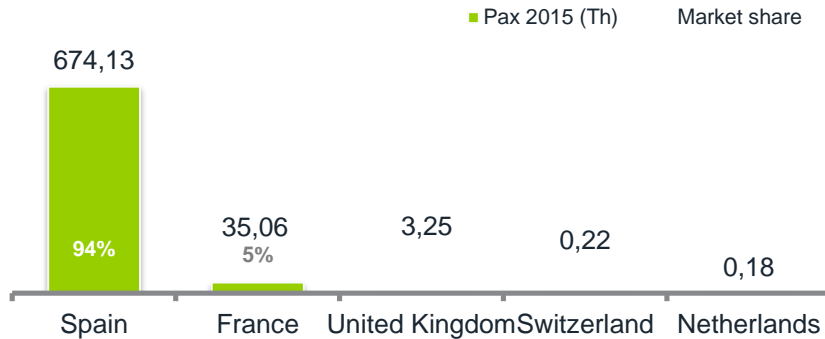


Source: Aena. Provisional non-audited data 2015 (round trip)

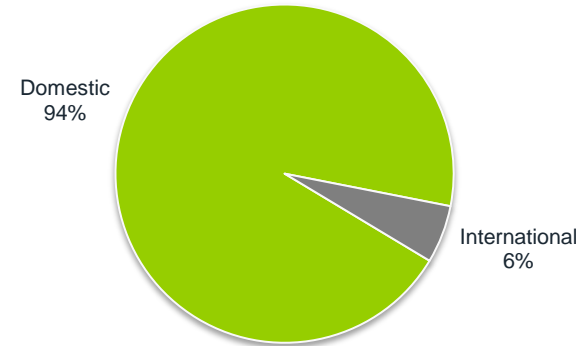


Traffic statistics

Main countries



Traffic distribution



Main destinations

Total: 6 destinations ⁽¹⁾



Source: Aena. Provisional non-audited data 2015 (round trip)

⁽¹⁾ + 5000 pax/year.

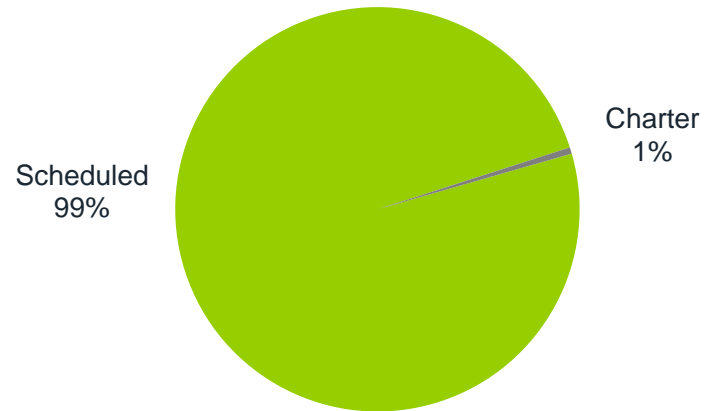


Traffic statistics

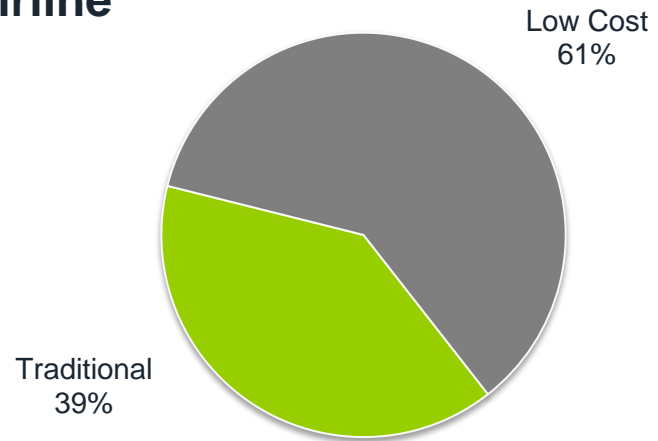
Main airlines

Airline	Kpax 2015	% Var 15/14	% Market share
Iberia Express	285.37	2.1%	40.0%
Air Europa	220.80	17.6%	30.9%
Vueling	130.11	-0.7%	18.2%
Air France	34.41	-27.6%	4.8%
Air Nostrum	22.86	25.6%	3.2%

Flight



Airline



Source: Aena. Provisional non-audited data 2015 (round trip)



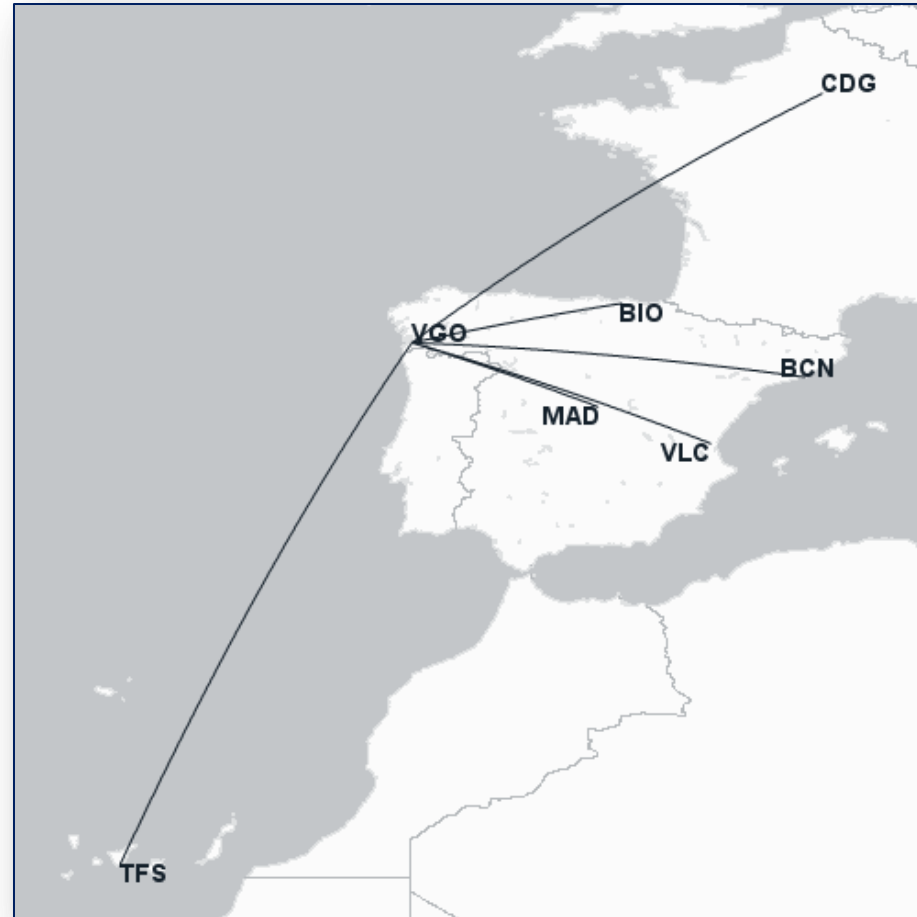
Route map

2015 Destinations = 6

- ⇒ Spain: 5
- ⇒ Europe: 1

Top 10 International

- ⇒ France: 1



Source: Aena. Provisional non-audited data 2015 (round trip)

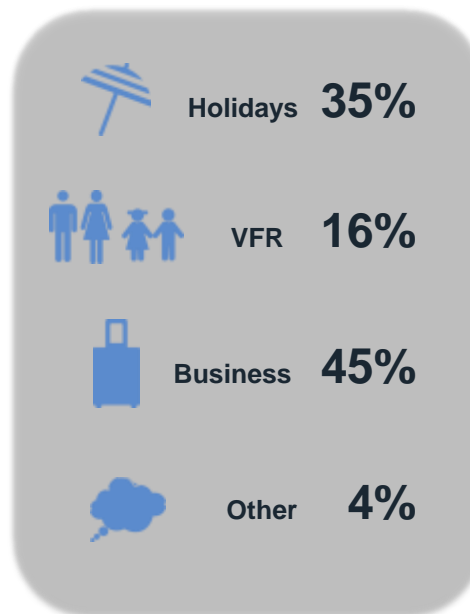
Destinations: +5000 pax/year.

Passengers profile


Gender



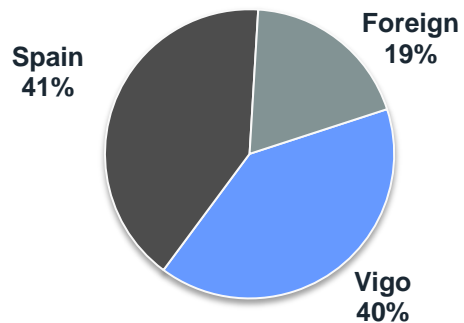
Reason for travelling



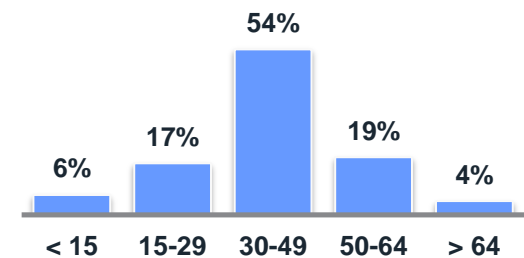
Nationality



Residence



Age



Operational data

Summer 16

Terminal capacity	Pax/H	Arrivals	Departures
		840	840

Runway capacity	Ope/H	Arrivals	Departures	Total
		7	7	12



⇒ Altitude (reference point): 261 m.

⇒ Reference temperature: 25°C.

⇒ Service timetable:

S: 04:30-22:30

W: 05:30-23:30

PS 2 HR 30 min PPR (hours extended only for cargo aircraft expressly authorized by the Airport)

⇒ Fire category: 7

⇒ **Code OACI: LEVX**

⇒ **Code IATA: VGO**

⇒ **Commercial aviation parking stands: 9**

⇒ **Air bridges: 2**

1 A-320 1 B-767-300

4 A-321 2 Helicop. S-76

3 B-737-800

Runway:

⇒ 02/20 (2,385 x 45 m.)



Quality, environment & awards



The airport is focused on having the best image possible. Vigo Airport **has implemented an Integrated Quality and Environmental Management System, certified according to ISO 9001 and ISO 14001 standards.**




Yearly **quality surveys** for airlines and passengers are carried out in order to monitor their perception of the airport services.



Incentives & marketing support

Incentive Scheme

Business opportunities

 A very diverse programme of rate incentives for airlines.

> Incentives scheme




Incentive



<http://www.aena.es/en/airlines/incentives.html>

Marketing Support

Marketing

 Marketing campaigns to promote new routes.

> Airport marketing



Marketing Support



<http://www.aena.es/en/airlines/promotional-marketing.html>



Thank you for your attention.

Airport Marketing Team

airlinebox@aena.es

Visit us at www.aena.es

