

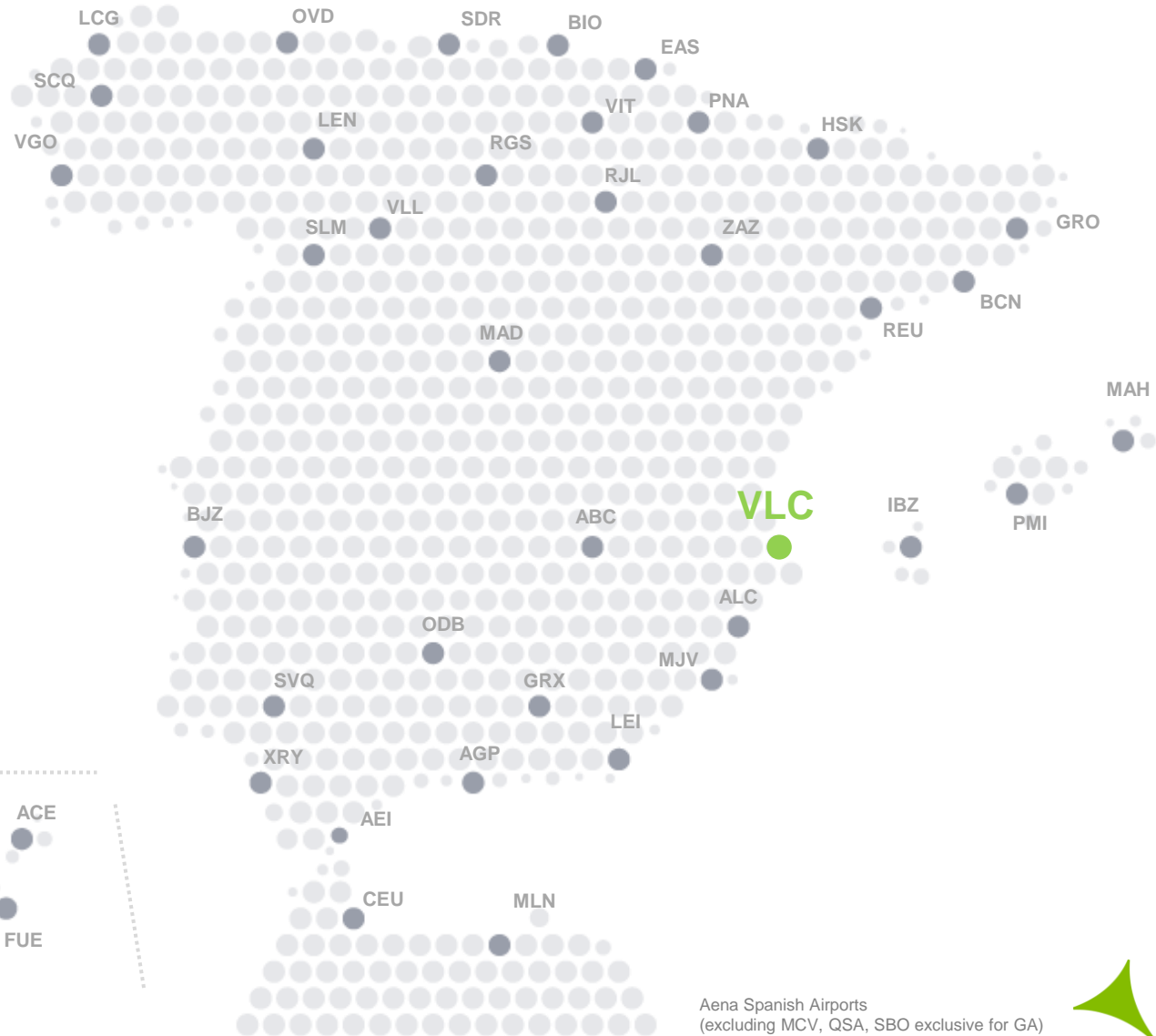
Valencia Airport VLC

2015

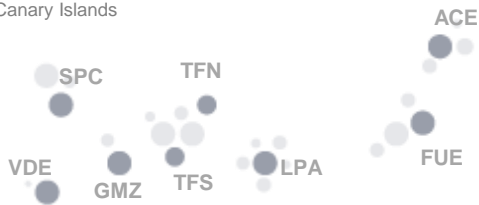
—

Valencia Airport VLC

VLC web



Canary Islands



Valencia Airport 2015

Aena Spanish Airports
(excluding MCV, QSA, SBO exclusive for GA)



Contents

1. Highlights 2015

2. Valencia airport

1. Traffic statistics
2. Route maps
3. New Routes, Airlines and Destinations
4. Passenger profile
5. Operational data
6. Quality, environment & awards

3. Incentives & marketing support

Highlights 2015



Statistics 2015

Passengers

5.1 M 

Operations

59,005 

Cargo tonnes

13,542 

Variation 15/14

9.9 % 

4.5 % 

7.1 % 



Highlights 2015

25 ⁽¹⁾

Operating airlines



60 ⁽¹⁾

Destinations



17 ⁽¹⁾

Countries



Valencia: **2.5 M**
Valencia Region: **5 M**
Inhabitants

247,900 foreign people in
Valencia
23,900 Valencia people abroad

18°
Average temperature

H24
Operating Hours

8 km
Distance to the city
center

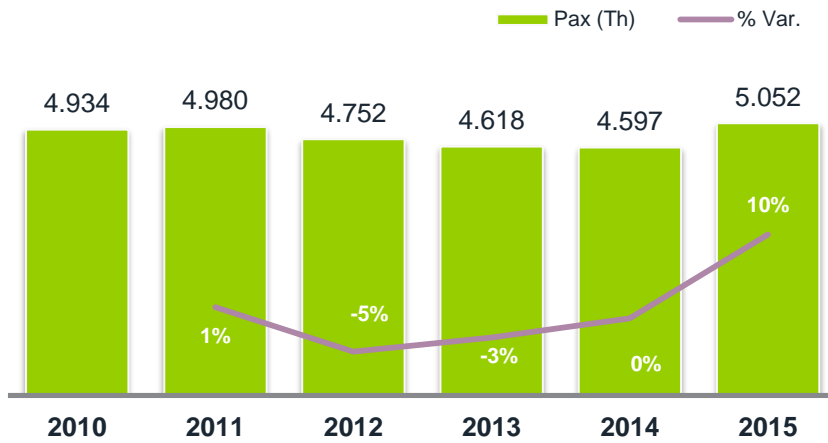
1.45 € / 45 min
3,90 € / 25 min
Public transport to the city center

⁽¹⁾ + 5000 pax/year.



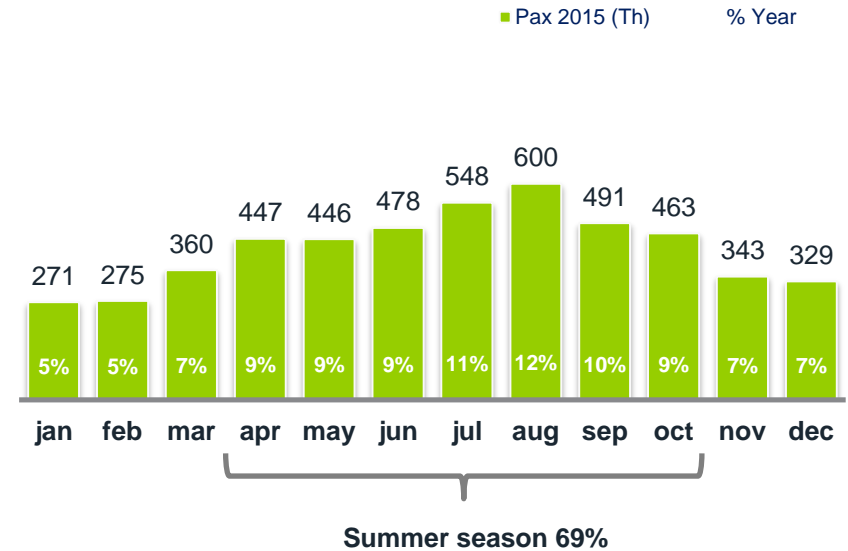
Traffic statistics

Annual traffic evolution



Average variation last 5 years: **0.4%**

Monthly traffic evolution

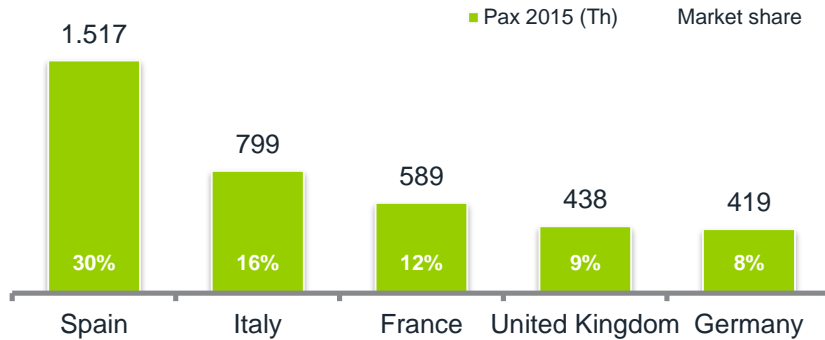


Source: Aena. Provisional non-audited data 2015.

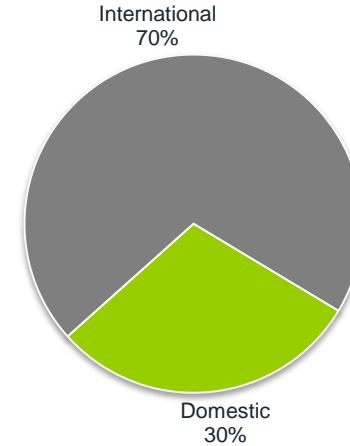


Traffic statistics

Main countries

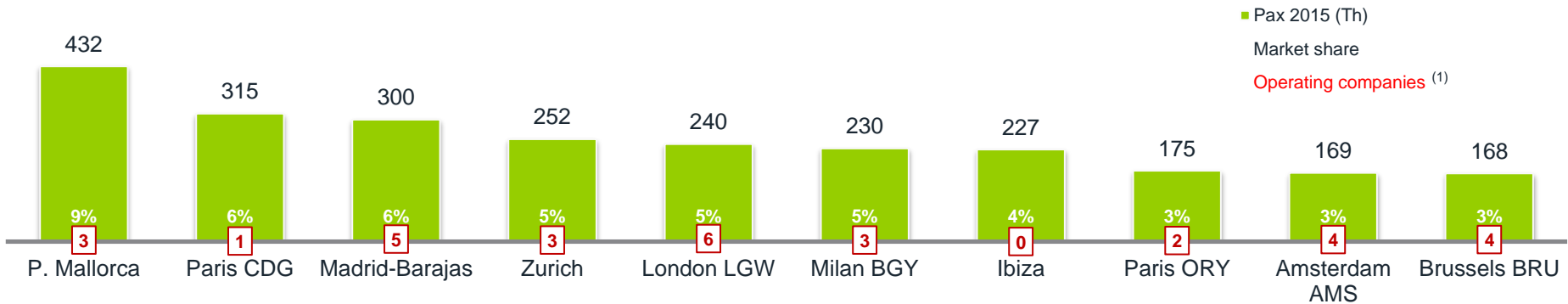


Traffic distribution



Main destinations

Total: 60 destinations ⁽¹⁾



Source: Aena. Provisional non-audited data 2015.

⁽¹⁾ + 5000 pax/year.



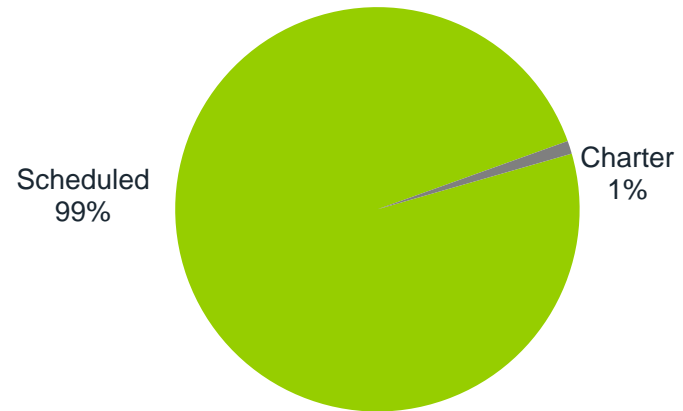
Traffic statistics

Main airlines

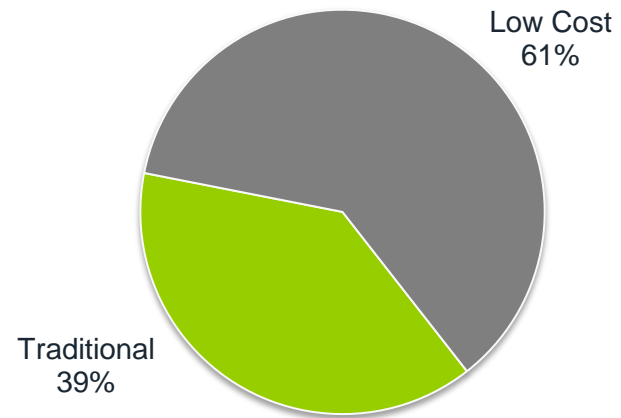
Airline	Kpax 2015	% Var 15/14	% Market share
Ryanair	1,712.69	7.5%	33.9%
Vueling	565.36	45.7%	11.2%
Air Europa	544.24	-4.8%	10.8%
Air Nostrum	530.35	-0.2%	10.5%
Swiss	264.03	11.9%	5.2%

Source: Aena. Provisional non-audited data 2015.

Flight



Airline



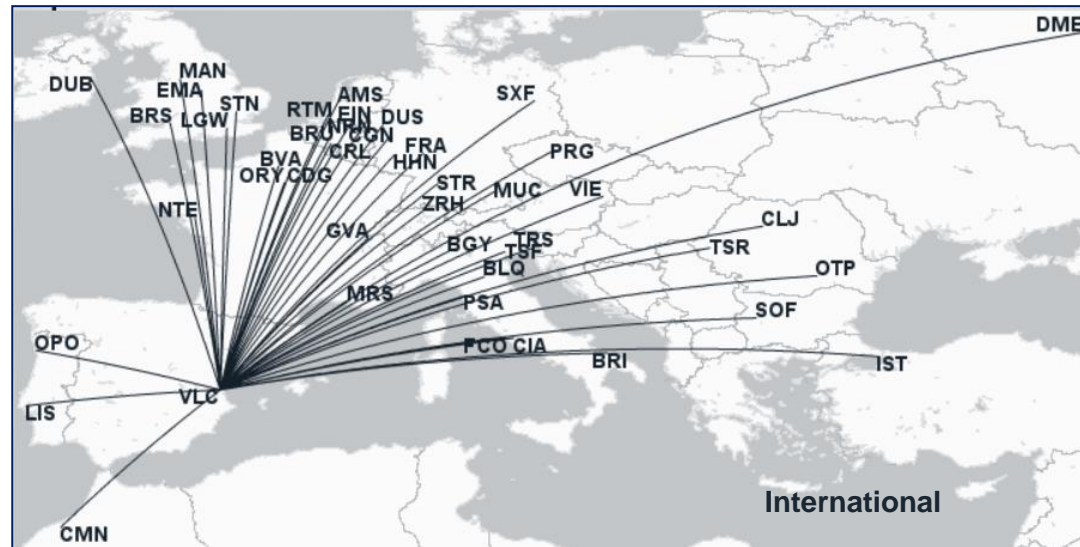
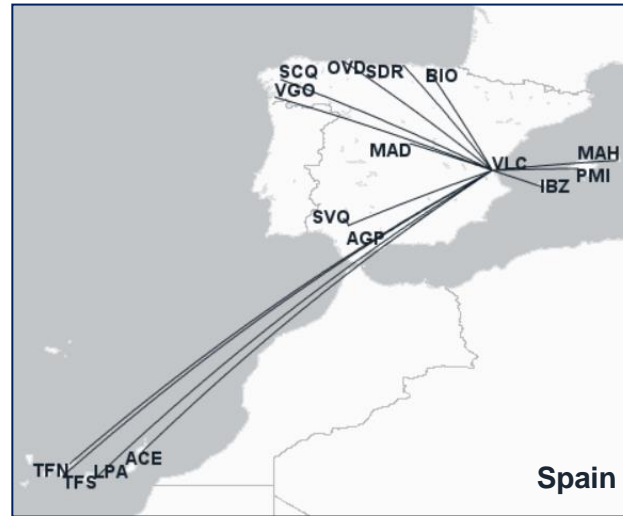
Route map

2015 Destinations = 60

- ⇒ Spain: 15
- ⇒ Europe: 44
- ⇒ Africa: 1

Top 10 International

- ⇒ Germany: 8
- ⇒ Italy: 8
- ⇒ France: 5
- ⇒ United Kingdom: 5
- ⇒ Romania: 3
- ⇒ Netherlands: 3
- ⇒ Switzerland: 2
- ⇒ Belgium: 2
- ⇒ Portugal: 2
- ⇒ Morocco: 1



Source: Aena. Provisional non-audited data 2015.

Destinations: +5000 pax/year.

Valencia Airport 2015



New Routes, Airlines and Destinations (1)

(1) +5000 pax/year.

Airline

2015 New Airlines (5)



transavia



New Routes 2015 (11)

Airport Name	Country	Airline Name
Berlin SXF	Germany	Ryanair
Bilbao	Spain	Vueling
Bucharest OTP	Romania	Tarom
Cologne-Bonn CGN	Germany	Ryanair
Geneva	Switzerland	Swiss
London LGW	United Kingdom	British Airways
Paris ORY	France	Transavia France
Rome CIA	Italy	Vueling
Santiago	Spain	Air Europa
Stuttgart	Germany	Eurowings
Tenerife Norte	Spain	Vueling

2015 New Destinations (3)



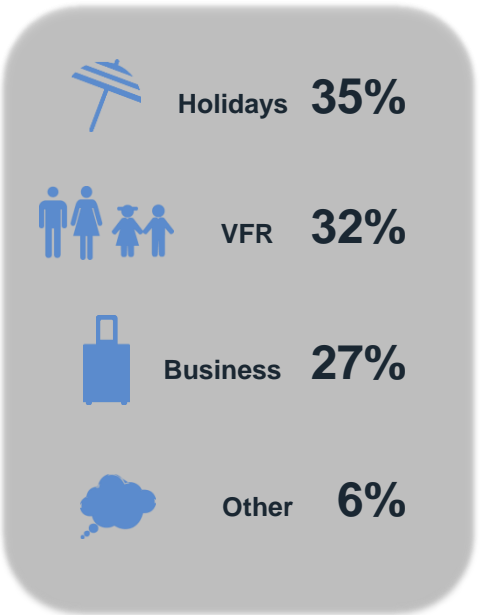
Source: Aena Statistics 2015 (round trip)

Passengers profile


Gender



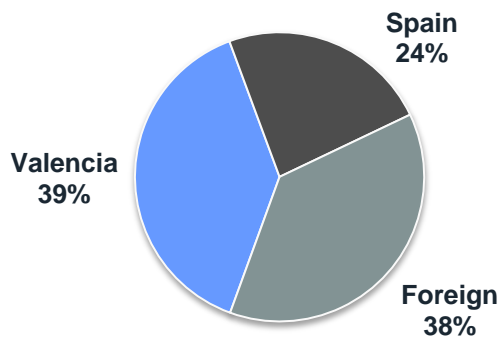
Reason for travelling



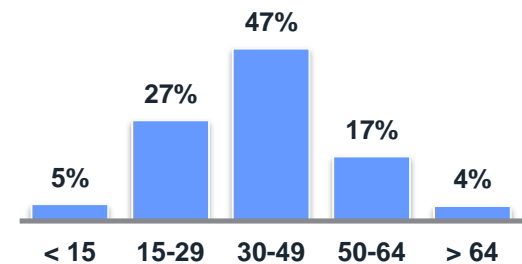
Nationality



Residence



Age



Operational data

Summer 16

Terminal capacity	Pax/H	Arrivals	Departures
		1,530 1,100 No UE	1,680 1,100 No UE
Runway capacity	Arrivals	Departures	Total
	20	20	34



⇒ Commercial aviation parking stands: 52

⇒ Air bridges: 6

13	A-321	3	CRJ-200
16	B-737-800	4	CRJ-900
1	B-747-800	6	CRJ-1000
5	B-757-200		
4	B-767-300		

⇒ **Code OACI: LEVC**

⇒ **Code IATA: VLC**

⇒ Altitude (reference point): 73 m.

⇒ Reference temperature: 31°C.

⇒ Service timetable: H-24 all year long

⇒ Fire category: 7

Runways:

⇒ 12/30 (3,215x45 m.)



Quality, environment & awards



The airport is focused on having the best image possible. Valencia Airport **quality and environment certifications** are: ISO 14001 and ISO 9001.



Many private companies have rewarded the airport's work:

- **Valencia** airport received an award for the **maintenance of AENOR certification** in environmental management systems and quality in 2011.
- Additionally, in 2014 Valencia Airport was **certified by the Spanish Aviation Safety Agency (AESA), meeting the international standards recommended by the International Civil Aviation Organization (ICAO)**. The certification, valid until March 1st, 2016 entails both safety improvements and meeting international technical standards.




Yearly **quality surveys** for airlines and passengers are carried out in order to monitor their perception of the airport services.



Incentives & marketing support

Incentive Scheme

Business opportunities

 A very diverse programme of rate incentives for airlines.

> Incentives scheme




Incentive



<http://www.aena.es/en/airlines/incentives.html>

Marketing Support

Marketing

 Marketing campaigns to promote new routes.

> Airport marketing



Marketing Support



<http://www.aena.es/en/airlines/promotional-marketing.html>



Thank you for your attention.

Airport Marketing Team

airlinebox@aena.es

+34 913211052

Visit us at www.aena.es

