



WTCC

FIA World Touring Car Championship

Rounds 19 & 20
Suzuka, Japan
20 – 22 September 2013



Timing and Results by MST SYSTEMS Ltd

www.fiawtcc.com

www.mstworld.com



FEDERATION INTERNATIONALE DE L'AUTOMOBILE

2013 FIA WORLD TOURING CAR CHAMPIONSHIP		 	
Suzuka (JPN), 22 September 2013 – Entry list			
N°	COMPETITOR	DRIVER	CAR
1	ALL-INKL.COM	Robert Huff (GBR)	SEAT León WTCC
3	Honda Racing Team JAS	Gabriele Tarquini (ITA)	Honda Civic WTCC
5	Zengo Motorsport	Norbert Michelisz (HUN)	Honda Civic WTCC
7	Liqui Moly Team Engstler	Charles Ng Ka Ki (HKG)	BMW E90 320 TC
8	LADA Sport Lukoil	Mikhail Kozlovskiy (RUS)	Lada Granta
9	Bamboo Engineering	Alex MacDowall (GBR)	Chevrolet Cruze 1.6 T
10	LADA Sport Lukoil	James Thompson (GBR)	Lada Granta
12	RML	Yvan Muller (FRA)	Chevrolet Cruze 1.6 T
14	Bamboo Engineering	James Nash (GBR)	Chevrolet Cruze 1.6 T
15	ROAL Motorsport	Tom Coronel (NLD)	BMW E90 320 TC
18	Honda Racing Team JAS	Tiago Monteiro (PRT)	Honda Civic WTCC
19	CAMPOS RACING	Fernando Monje (ESP)	SEAT León WTCC
22	Tom Boardman	Tom Boardman (GBR)	SEAT León WTCC
23	RML	Tom Chilton (GBR)	Chevrolet Cruze 1.6 T
25	Proteam Racing	Mehdi Bennani (MAR)	BMW E90 320 TC
26	P.B. Racing	Stefano D'Aste (ITA)	BMW E90 320 TC
33	Wiechers Sport	Yukinori Taniguchi (JPN)	BMW E90 320 TC
37	ALL-INKL.COM	René Münnich (DEU)	SEAT León WTCC
38	ALL-INKL.COM	Marc Basseng (DEU)	SEAT León WTCC
55	ROAL Motorsport	Darryl O'Young (HKG)	BMW E90 320 TC
60°	China Dragon Racing	Filipe Souza (MAC)	Chevrolet Cruze LT
61°	China Dragon Racing	Ng Kin Veng (MAC)	Chevrolet Cruze LT
66°	Son Veng Racing Team	Jeronimo Badaraco (MAC)	Chevrolet Cruze LT
67	NIKA Racing	Hiroki Yoshimoto (JPN)	Chevrolet Cruze 1.6 T
68°	Liqui Moly Team Engstler	Masaki Kano (JPN)	BMW 320 TC
74	Tuenti Racing Team	Pepe Oriola (ESP)	Chevrolet Cruze 1.6 T
77°	RPM Racing Team	Mak Ka Lok (MAC)	BMW E90 320 SI
88°	Liqui Moly Team Engstler	Ho Wai Kun (MAC)	BMW E90 320 SI
99°	Honda Racing Team JAS	Takuya Izawa (JPN)	Honda Civic S2000 TC

°race by race entrant

published on 19 September 2013

2013 FIA World Touring Car Championship
TEST SESSION

POS	NO	CLS	DRIVER	NAT	CAR	TIME	LAPS	GAP	KPH
1	12		Yvan MULLER	FRA	Chevrolet Cruze	54.081	21		149.30
2	74		Pepe ORIOLA	ESP	Chevrolet Cruze	54.103	22	0.022	149.24
3	18		Tiago MONTEIRO	PRT	Honda Civic WTCC	54.187	27	0.106	149.01
4	10		James THOMPSON	GBR	Lada Granta	54.220	25	0.139	148.92
5	1		Robert HUFF	GBR	SEAT Leon WTCC	54.261	20	0.180	148.81
6	3		Gabriele TARQUINI	ITA	Honda Civic WTCC	54.262	23	0.181	148.81
7	14	I	James NASH	GBR	Chevrolet Cruze	54.304	24	0.223	148.69
8	23		Tom CHILTON	GBR	Chevrolet Cruze	54.317	21	0.236	148.66
9	25	I	Mehdi BENNANI	MAR	BMW 320 TC	54.346	31	0.265	148.58
10	26	I	Stefano D'ASTE	ITA	BMW 320 TC	54.489	28	0.408	148.19
11	55	I	Darryl O'YOUNG	HKG	BMW 320 TC	54.489	25	0.408	148.19
12	15		Tom CORONEL	NLD	BMW 320 TC	54.556	24	0.475	148.00
13	19	I	Fernando MONJE	ESP	SEAT Leon WTCC	54.614	23	0.533	147.85
14	67	I	Hiroki YOSHIMOTO	JPN	Chevrolet Cruze	54.656	27	0.575	147.73
15	38		Marc BASSENG	DEU	SEAT Leon WTCC	54.715	28	0.634	147.57
16	9	I	Alex MACDOWALL	GBR	Chevrolet Cruze	54.777	26	0.696	147.41
17	99	I	Takuya IZAWA	JPN	Honda Civic WTCC	54.963	21	0.882	146.91
18	7	I	Charles NG	HKG	BMW 320 TC	55.031	30	0.950	146.73
19	5		Norbert MICHELISZ	HUN	Honda Civic WTCC	55.042	18	0.961	146.70
20	37	I	Rene MUNNICH	DEU	SEAT Leon WTCC	55.650	28	1.569	145.10
21	22	I	Tom BOARDMAN	GBR	SEAT Leon WTCC	55.697	12	1.616	144.97
22	8		Mikhail KOZLOVSKIY	RUS	Lada Granta	55.890	10	1.809	144.47
23	33	I	Yukinori TANIGUCHI	JPN	BMW 320 TC	56.679	29	2.598	142.46
24	88	I	Henry HO	MAC	BMW 320si	57.051	27	2.970	141.53
25	66	I	Jeronimo BADARACO	MAC	Chevrolet Cruze LT	57.177	29	3.096	141.22
26	77	I	Ka Lok MAK	MAC	BMW 320si	57.724	27	3.643	139.88
27	61	I	Kin Veng NG	MAC	Chevrolet Cruze LT	57.771	22	3.690	139.77
28	60	I	Filipe de SOUZA	MAC	Chevrolet Cruze LT	58.122	10	4.041	138.92

Car 68 did not participate.

Weather/Track: Sun 27C/Dry 47C

Suzuka

Circuit Length = 2.2430 km.

Start: 13:30 End: 14:14

Race Director:	Steward:	Timekeeper:	Issued at:
----------------	----------	-------------	------------

2013 FIA World Touring Car Championship Testing - Sector Analysis Report

Lap S1 Time S1 Spd S2 Time S2 Spd S3 Time S3 Spd Lap Time Pit Lap S1 Time S1 Spd S2 Time S2 Spd S3 Time S3 Spd Lap Time Pit

1 HUFF				GBR			SEAT Leon WTCC										
1	10:44.887	111.9	25.718	125.0	26.141	11:36.746	Pit	12	14.294	134.4	24.641	132.5	16.154	169.9	55.089		
2	2:10.912	114.6	26.928	125.5	16.889	145.4	2:54.729	13	14.370	131.4	25.121	124.8	22.282		1:01.773	Pit	
3	16.068	122.4	29.280	115.3	17.473	165.6	1:02.821	14	2:27.256	118.0	26.739	113.7	18.633	170.7	3:12.628		
4	22.387	110.6	30.135	119.2	28.428		1:20.950	Pit	15	14.305	137.0	24.837	130.8	22.578		1:01.720	Pit
5	8:02.440	113.7	27.929	126.7	17.054	169.4	8:47.423	16	5:14.622	108.0	32.410	113.3	18.770	171.5	6:05.802		
6	14.498	131.1	24.660	131.0	15.878	170.7	55.036	17	14.286	134.2	24.126	132.6	15.849	171.8	54.261		
7	14.281	134.7	24.290	132.6	16.333	169.7	54.904	18	14.235	133.5	24.259	133.9	16.094	171.8	54.588		
8	14.399	134.9	27.079	118.4	25.309		1:06.787	Pit	19	14.158	133.5	24.358	132.0	16.120	171.0	54.636	
9	5:01.201	120.5	26.005	121.6	18.512	170.7	5:45.718	20	14.548	129.1	26.379	120.6	23.797		1:04.724	Pit	
10	14.230	139.5	24.639	132.6	17.135	168.1	56.004										
11	14.407	133.7	24.427	133.1	16.134	171.0	54.968										

3 TARQUINI				ITA			Honda Civic WTCC										
1	10:30.828	113.9	28.248	120.2	27.913	11:26.989	Pit	13	14.485	133.7	25.139	121.0	23.567		1:03.191	Pit	
2	3:09.832	113.8	28.307	132.8	17.100	169.7	3:55.239	14	3:29.536	106.2	27.259	124.8	17.009	171.0	4:13.804		
3	15.115	125.9	26.602	106.9	37.112		1:18.829	Pit	15	14.358	134.6	24.074	131.8	15.830	168.6	54.262	
4	3:48.016	121.9	25.059	133.8	16.021	169.7	4:29.096	16	14.370	137.2	24.320	132.1	24.505		1:03.195	Pit	
5	14.760	123.9	24.498	130.4	16.086	169.7	55.344	17	4:14.958	104.7	28.282	119.6	16.588	170.5	4:59.828		
6	14.461	133.9	24.693	129.4	16.095	170.2	55.249	18	14.381	136.3	24.197	128.8	16.189	158.2	54.767		
7	14.433	136.6	25.666	125.0	22.512		1:02.611	Pit	19	14.785	132.5	26.379	125.2	22.445		1:03.609	Pit
8	2:27.353	96.1	31.194	127.0	16.500	169.7	3:15.047	20	1:47.338	116.8	26.259	106.2	18.031	171.0	2:31.628		
9	14.570	130.3	25.142	114.5	30.245		1:09.957	Pit	21	14.233	136.8	26.466	131.2	16.269	171.5	56.968	
10	4:59.612	120.4	25.353	124.3	16.219	166.3	5:41.184	22	14.333	135.6	24.530	129.1	16.319	171.0	55.182		
11	14.714	131.4	24.766	129.6	16.157	169.4	55.637	23	14.561	131.4	24.857	132.5	30.020		1:09.438	Pit	
12	14.493	133.2	24.856	124.3	16.332	168.6	55.681										

5 MICHELISZ				HUN			Honda Civic WTCC										
1	10:33.367	106.2	28.562	100.3	18.464	170.2	11:20.393	11	14.198	135.9	24.835	132.1	16.296	172.1	55.329		
2	14.635	123.4	24.836	137.4	18.945	152.1	58.416	12	14.102	143.3	27.401	107.2	29.506		1:11.009	Pit	
3	15.335	131.1	24.647	135.5	16.151	170.7	56.133	13	5:43.832	116.5	27.868	113.7	18.209	168.6	6:29.909		
4	14.409	133.9	24.473	133.9	16.246	171.5	55.128	14	14.299	133.5	24.697	128.3	16.046	172.9	55.042		
5	14.341	133.9	24.612	134.6	16.813	153.3	55.766	15	14.598	130.1	26.628	130.2	16.218	171.8	57.444		
6	14.779	134.0	28.817	103.3	25.375		1:08.971	Pit	16	14.165	135.9	25.090	130.5	24.639		1:03.894	Pit
7	4:20.314	106.8	29.180	114.5	24.102		5:13.596	Pit	17	3:07.814	108.7	27.351	126.8	16.091	171.8	3:51.256	
8	1:33.093	108.7	27.955	125.2	16.621	171.8	2:17.669	18	14.139	138.4	24.501	132.5	3:33.837		4:12.477	Pit	
9	14.227	134.0	24.612	134.3	18.777	138.1	57.616										
10	15.107	139.0	26.005	118.0	17.234	171.2	58.346										



Car 68 did not participate.
Weather/Track: Sun 27C/Dry 47C

Circuit Length - 2.243 kilometres
Suzuka

2013 FIA World Touring Car Championship Testing - Sector Analysis Report

Lap	S1 Time	S1 Spd	S2 Time	S2 Spd	S3 Time	S3 Spd	Lap Time	Pit	Lap	S1 Time	S1 Spd	S2 Time	S2 Spd	S3 Time	S3 Spd	Lap Time	Pit		
7 NG									HKG BMW 320 TC									I	
1	10:59.725	124.5	26.620	124.0	18.357	166.8	11:44.702		17	14.632	128.1	24.812	128.0	16.236	168.9	55.680			
2	15.407	123.9	27.162	131.0	16.407	168.6	58.976		18	14.360	128.8	24.903	127.3	16.685	166.1	55.948			
3	14.655	132.4	24.674	128.8	16.317	169.4	55.646		19	15.839	133.5	24.578	123.3	16.510	169.1	56.927			
4	14.521	132.0	24.751	129.0	16.624	168.6	55.896		20	14.384	129.8	24.534	131.2	16.138	168.4	55.056			
5	14.440	135.2	26.489	88.2	25.988		1:06.917	Pit	21	16.567	103.6	28.766	108.1	30.243		1:15.576	Pit		
6	5:13.245	110.8	29.648	104.5	19.709	168.1	6:02.602		22	3:56.344	96.2	33.089	125.6	17.461	169.1	4:46.894			
7	14.483	135.8	24.832	131.3	16.170	169.7	55.485		23	14.420	130.6	24.601	129.7	16.010	169.4	55.031			
8	14.517	133.9	25.072	130.7	16.782	165.8	56.371		24	14.535	123.2	24.779	129.3	15.878	168.6	55.192			
9	15.969	129.6	26.207	94.6	17.632	168.1	59.808		25	14.549	122.0	24.768	130.0	15.969	169.1	55.286			
10	15.122	133.0	25.318	126.8	16.258	167.8	56.698		26	14.693	126.2	27.855	119.1	16.361	169.9	58.909			
11	14.779	130.4	25.052	132.1	16.364	168.6	56.195		27	14.393	127.9	24.650	126.1	16.096	169.9	55.139			
12	14.907	124.5	26.533	125.0	25.818		1:07.258	Pit	28	14.451	128.8	24.796	129.3	16.080	169.7	55.327			
13	7:22.234	118.0	39.113	74.2	22.535	154.0	8:23.882		29	14.878	129.0	24.963	120.3	19.408	154.8	59.249			
14	15.630	132.0	25.097	108.4	19.120	155.5	59.847		30	17.065	107.2	31.504	89.7	29.337		1:17.906	Pit		
15	15.109	132.5	26.600	129.0	15.956	168.1	57.665												
16	14.468	130.7	24.597	129.0	15.984	169.7	55.049												

8 KOZLOVSKIY									RUS Lada Granta								
1	10:54.623	96.3	27.680	129.9	18.381	166.8	11:40.684		7	15.051	120.9	25.143	129.7	16.244	169.4	56.438	
2	16.049	105.5	26.276	114.8	26.802		1:09.127	Pit	8	14.745	126.5	25.291	130.8	16.464	171.0	56.500	
3	2:20.426	114.6	25.290	111.9	30.689		3:16.405	Pit	9	14.466	129.8	24.967	125.3	16.457	171.0	55.890	
4	4:46.492	101.3	27.487	132.1	16.513	170.5	5:30.492		10	14.510	128.2	25.058	127.7	5:20.599		6:00.167	Pit
5	15.308	113.3	25.752	127.0	16.651	166.6	57.711										
6	14.967	126.2	24.993	128.0	16.522	170.2	56.482										

9 MACDOWALL									GBR Chevrolet Cruze								
1	10:36.839	109.1	27.735	122.9	25.697		11:30.271	Pit	15	14.258	136.6	24.467	129.1	16.052	170.2	54.777	
2	2:17.825	120.2	27.833	109.7	17.647	168.1	3:03.305		16	14.209	135.8	25.796	122.5	25.315		1:05.320	Pit
3	14.807	133.7	25.037	130.8	17.713	133.4	57.557		17	3:39.612	124.7	25.763	125.3	16.474	169.1	4:21.849	
4	23.189	95.6	27.303	118.4	27.884		1:18.376	Pit	18	14.334	133.9	24.664	132.6	16.187	168.9	55.185	
5	3:49.240	117.4	27.829	117.8	19.953	169.4	4:37.022		19	15.005	121.9	28.738	115.9	27.917		1:11.660	Pit
6	14.541	130.6	24.564	132.5	16.267	168.6	55.372		20	4:56.721	130.4	25.478	126.2	16.618	169.4	5:38.817	
7	14.400	133.2	24.647	134.4	16.090	168.9	55.137		21	14.492	139.5	24.951	129.7	16.184	168.9	55.627	
8	14.382	132.4	24.822	132.1	16.187	168.6	55.391		22	14.358	132.4	33.664	120.0	16.235	169.4	1:04.257	
9	14.463	132.2	24.920	128.8	16.361	168.4	55.744		23	14.371	133.0	25.468	133.6	16.170	169.7	56.009	
10	14.452	130.6	24.871	130.2	16.348	168.6	55.671		24	14.372	134.9	25.030	130.5	16.221	169.4	55.623	
11	14.415	132.9	25.234	127.7	16.437	168.1	56.086		25	14.358	134.9	25.085	131.6	16.260	168.9	55.703	
12	14.861	120.6	26.738	122.6	26.500		1:08.099	Pit	26	16.680	127.3	25.897	123.0	24.663		1:07.240	Pit
13	5:27.631	114.5	28.916	115.7	18.382	168.6	6:14.929										
14	14.423	134.0	24.296	135.6	16.522	170.2	55.241										



Car 68 did not participate.
Weather/Track: Sun 27C/Dry 47C

Circuit Length - 2.243 kilometres
Suzuka

2013 FIA World Touring Car Championship Testing - Sector Analysis Report

Lap S1 Time S1 Spd S2 Time S2 Spd S3 Time S3 Spd Lap Time Pit Lap S1 Time S1 Spd S2 Time S2 Spd S3 Time S3 Spd Lap Time Pit

10 THOMPSON

GBR

Lada Granta

1	10:53.926	91.6	27.675	123.9	27.479	11:49.080	Pit	14	14.271	131.9	24.292	124.6	16.281	170.7	54.844	
2	1:42.551	106.3	30.017	130.2	16.699	171.5	2:29.267	15	14.403	128.5	25.568	122.8	24.225		1:04.196	Pit
3	14.764	123.6	24.642	128.5	16.291	169.1	55.697	16	2:13.775	108.4	28.490	126.5	16.343	172.1	2:58.608	
4	15.535	112.6	30.198	99.3	35.260		1:20.993	Pit	17	14.245	134.2	24.014	129.1	15.961	172.3	54.220
5	4:17.109	103.3	29.972	110.4	17.604	171.5	5:04.685	18	15.480	108.7	28.587	115.9	28.399		1:12.466	Pit
6	14.567	125.6	24.789	122.5	16.844	168.9	56.200	19	4:01.876	97.4	32.173	91.3	17.719	173.1	4:51.768	
7	14.421	133.0	26.333	121.6	16.886	171.8	57.640	20	14.173	134.0	29.467	108.4	17.263	172.1	1:00.903	
8	14.362	135.1	25.417	124.9	16.398	171.5	56.177	21	14.330	134.4	24.151	129.4	15.999	172.3	54.480	
9	14.321	130.1	25.150	122.3	16.436	170.7	55.907	22	17.016	112.5	29.506	90.7	17.683	171.8	1:04.205	
10	16.710	102.6	29.308	121.5	24.159		1:10.177	Pit	23	14.310	132.0	24.494	127.9	16.192	171.2	54.996
11	7:13.216	102.2	27.256	125.6	18.017	174.2	7:58.489	24	14.240	133.4	25.474	127.9	16.607	171.8	56.321	
12	14.150	134.6	24.247	129.0	16.405	172.9	54.802	25	14.475	125.9	28.086	121.5	29.979		1:12.540	Pit
13	23.174		31.521	115.3	17.133	172.9	1:11.828									

12 MULLER

FRA

Chevrolet Cruze

1	10:34.657	96.5	27.855	119.5	23.219	88.6	11:25.731	12	14.262	130.9	24.677	133.6	16.162	168.4	55.101		
2	22.341	133.2	26.427	117.3	24.095		1:12.863	Pit	13	14.283	130.7	24.669	127.3	16.145	168.9	55.097	
3	7:58.263	101.3	28.855	109.6	18.787	170.5	8:45.905	14	14.274	129.8	24.809	128.6	16.198	168.9	55.281		
4	14.514	127.4	24.321	130.0	16.151	168.4	54.986	15	14.278	132.2	25.569	127.1	24.195		1:04.042	Pit	
5	14.394	125.6	24.365	130.2	15.951	169.7	54.710	16	8:31.491	100.7	29.793	108.6	17.614	169.9	9:18.898		
6			44.941	121.0		169.1	1:01.539	17	14.358	128.5	23.962	131.5	15.761	168.4	54.081		
7	14.387	127.1	24.411	131.3	16.061	169.7	54.859	18			47.610	91.5		169.7	1:07.077		
8	14.221	129.8	24.679	129.1	16.158	168.4	55.058	19	14.215	132.5	24.175	130.5	15.874	169.1	54.264		
9	14.287	131.1	25.636	115.6	23.969		1:03.892	Pit	20	15.745	120.1	27.802	116.2	23.127		1:06.674	Pit
10	6:24.042	110.1	28.309	105.8	18.034	168.9	7:10.385	21	54.281	112.0	27.968	111.1	25.141		1:47.390	Pit	
11	14.436	127.3	24.604	133.1	16.072	169.1	55.112										

14 NASH

GBR

Chevrolet Cruze

I

1	10:37.531	109.3	27.373	123.2	27.172	11:32.076	Pit	14	14.631	129.3	24.749	127.9	17.188	143.5	56.568		
2	2:08.236	125.6	25.698	133.4	17.565	169.9	2:51.499	15	20.411	129.1	25.261	130.7	16.480	167.3	1:02.152		
3	14.814	125.3	24.599	133.4	16.225	169.4	55.638	16	14.612	128.8	24.936	127.0	16.438	168.6	55.986		
4	17.012	109.0	27.232	112.6	35.557		1:19.801	Pit	17	14.601	129.3	25.146	124.0	26.022		1:05.769	Pit
5	4:00.760	116.8	27.336	104.7	20.415	169.7	4:48.511	18	7:31.616	106.7	30.514	115.1	17.155	169.4	8:19.285		
6	14.573	131.5	24.589	132.6	16.016	169.7	55.178	19	14.319	134.2	24.115	130.8	15.870	167.3	54.304		
7	14.489	130.3	24.486	135.3	16.271	168.9	55.246	20	14.469	133.9	24.308	129.6	16.102	167.1	54.879		
8	14.450	130.4	24.637	135.1	16.300	168.9	55.387	21	14.503	133.4	24.676	130.4	16.122	168.4	55.301		
9	14.473	130.4	24.869	130.8	16.264	168.1	55.606	22	14.480	133.2	24.645	130.2	16.365	168.4	55.490		
10	14.488	129.0	24.964	130.2	16.301	166.1	55.753	23	14.550	130.9	24.837	131.3	16.274	168.9	55.661		
11	16.131	132.9	25.133	122.3	26.305		1:07.569	Pit	24	14.696	118.2	32.701	119.9	29.179		1:16.576	Pit
12	7:15.946	123.9	25.788	130.0	16.331	168.1	7:58.065										
13	14.598	129.3	24.693	129.7	16.341	167.6	55.632										



Car 68 did not participate.
Weather/Track: Sun 27C/Dry 47C

Circuit Length - 2.243 kilometres
Suzuka

2013 FIA World Touring Car Championship Testing - Sector Analysis Report

Lap S1 Time S1 Spd S2 Time S2 Spd S3 Time S3 Spd Lap Time Pit Lap S1 Time S1 Spd S2 Time S2 Spd S3 Time S3 Spd Lap Time Pit

15 CORONEL

Lap	S1 Time	S1 Spd	S2 Time	S2 Spd	S3 Time	S3 Spd	Lap Time	Pit
1	10:55.538	106.7	29.614	112.8	18.100	161.9	11:43.252	
2	2:33.260	117.7	29.057	114.9	18.345	165.6	3:20.662	
3	15.905	117.3	35.556	80.8	38.418		1:29.879	Pit
4	4:20.624	106.4	30.259	107.1	19.526	168.6	5:10.409	
5	14.279	141.2	24.645	126.8	15.890	168.9	54.814	
6	14.475	136.8	29.115	85.6	17.394	169.1	1:00.984	
7	14.455	136.8	24.576	129.9	15.950	169.4	54.981	
8	14.344	136.3	24.467	129.1	15.927	168.9	54.738	
9	14.450	126.7	24.777	129.3	15.952	168.4	55.179	
10	15.799	112.6	32.058	96.4	35.300		1:23.157	Pit
11	6:01.701	112.2	27.636	116.9	18.226	169.4	6:47.563	
12	14.358	137.7	24.296	129.3	15.902	170.7	54.556	
13	14.332	138.6	24.449	129.0	16.497	170.7	55.278	

NLD

BMW 320 TC

Lap	S1 Time	S1 Spd	S2 Time	S2 Spd	S3 Time	S3 Spd	Lap Time	Pit
14	14.299	137.7	24.489	122.6	16.046	168.9	54.834	
15	14.439	135.6	24.588	124.9	16.027	169.4	55.054	
16	14.436	129.6	24.763	122.1	21.691	142.0	1:00.890	
17	16.516	124.3	33.738	75.3	30.262		1:20.516	Pit
18	6:39.355	119.7	26.432	126.8	15.997	168.4	7:21.784	
19	14.559	138.6	24.264	130.7	16.182	168.4	55.005	
20	14.392	137.5	24.678	129.0	18.049	160.0	57.119	
21	15.241	126.7	24.781	126.5	27.925		1:07.947	Pit
22	2:01.510	127.9	26.486	125.3	16.297	170.7	2:44.293	
23	14.289	137.3	24.723	128.0	16.177	169.7	55.189	
24	17.002	97.0	38.726		34.438		1:30.166	Pit

18 MONTEIRO

Lap	S1 Time	S1 Spd	S2 Time	S2 Spd	S3 Time	S3 Spd	Lap Time	Pit
1	10:32.049	105.5	28.505	115.9	18.493	159.3	11:19.047	
2	17.009	121.2	26.818	113.9	17.622	166.3	1:01.449	
3	15.301	122.3	26.518	130.7	16.513	171.2	58.332	
4	14.389	134.7	24.173	132.9	15.973	171.2	54.535	
5	14.358	131.7	24.384	130.4	24.225		1:02.967	Pit
6	5:13.984	109.4	26.158	120.6	16.705	171.2	5:56.847	
7	14.301	133.4	24.380	128.8	15.974	171.8	54.655	
8	14.237	130.6	24.470	125.8	16.129	171.2	54.836	
9	14.231	132.0	25.147	119.4	22.649		1:02.027	Pit
10	4:01.956	96.1	30.440	101.0	25.757		4:58.153	Pit
11	4:38.656	116.9	27.114	119.2	18.856	172.6	5:24.626	
12	14.360	137.2	24.311	129.3	17.002	172.9	55.673	
13	14.159	133.9	24.555	126.4	16.181	171.8	54.895	
14	14.206	132.4	25.280	116.4	22.336		1:01.822	Pit

PRT

Honda Civic WTCC

Lap	S1 Time	S1 Spd	S2 Time	S2 Spd	S3 Time	S3 Spd	Lap Time	Pit
15	2:36.834	112.9	27.376	115.5	17.136	171.2	3:21.346	
16	14.356	133.7	23.958	130.7	15.873	171.5	54.187	
17	14.146	136.8	24.133	130.2	16.031	172.1	54.310	
18	14.423	123.9	27.654	107.7	28.421		1:10.498	Pit
19	3:50.678	107.9	28.895	109.8	16.938	172.3	4:36.511	
20	14.167	136.5	23.956	130.0	16.236	163.8	54.359	
21	14.334	136.6	24.242	129.4	16.010	172.1	54.586	
22	14.208	135.2	24.460	126.4	16.006	170.7	54.674	
23	14.110	139.9	24.863	120.6	16.202	170.2	55.175	
24	14.281	132.5	24.765	123.2	16.254	170.5	55.300	
25			42.487	127.6		171.8	1:00.573	
26	14.167	133.5	24.718	128.5	16.221	169.7	55.106	
27	14.920	120.5	33.680		35.914		1:24.514	Pit

19 MONJE

Lap	S1 Time	S1 Spd	S2 Time	S2 Spd	S3 Time	S3 Spd	Lap Time	Pit
1					11:41.750			Pit
2					170.2		3:25.638	
3							1:14.410	Pit
4	4:25.660	118.2	24.984	124.8	21.291	171.0	5:11.935	
5	14.513	123.7	24.596	132.5	16.591	169.1	55.700	
6	14.706	125.3	24.649	131.0	16.463	170.7	55.818	
7	14.698	123.3	24.868	132.9	16.368	170.5	55.934	
8	14.382	130.6	24.799	129.9	16.615	169.7	55.796	
9	14.379	128.1	25.027	126.5	16.512	169.7	55.918	
10	14.552	130.9	25.006	129.6	16.537	169.4	56.095	
11	14.708	122.6	25.394	125.0	27.187		1:07.289	Pit
12	5:29.209	123.0	26.193	96.2	21.292	169.4	6:16.694	

ESP

SEAT Leon WTCC

Lap	S1 Time	S1 Spd	S2 Time	S2 Spd	S3 Time	S3 Spd	Lap Time	Pit
13	14.351	132.9	24.831	125.6	16.495	170.5	55.677	
14	14.327	132.9	25.096	123.9	16.395	169.7	55.818	
15	14.306	132.7	26.245	122.3	21.971		1:02.522	Pit
16	3:43.303	111.2	25.018	131.5	16.327	171.8	4:24.648	
17	1:11.630	99.9	32.002	104.0	29.105		2:12.737	Pit
18	3:51.985	106.8	28.421	108.3	18.334	171.2	4:38.740	
19	14.185	138.4	26.522	77.8	19.761	171.0	1:00.468	
20	14.151	136.5	24.408	130.5	16.055	171.0	54.614	
21	15.310	109.4	27.751	108.6	17.611	170.7	1:00.672	
22	14.158	137.2	24.518	130.5	16.429	170.7	55.105	
23	14.253	132.4	25.247	122.6	25.392		1:04.892	Pit

I



Car 68 did not participate.
Weather/Track: Sun 27C/Dry 47C

Circuit Length - 2.243 kilometres
Suzuka

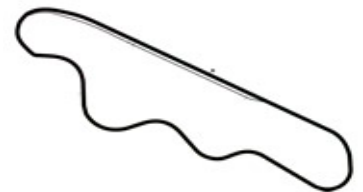
2013 FIA World Touring Car Championship Testing - Sector Analysis Report

Lap S1 Time S1 Spd S2 Time S2 Spd S3 Time S3 Spd Lap Time Pit Lap S1 Time S1 Spd S2 Time S2 Spd S3 Time S3 Spd Lap Time Pit

22 BOARDMAN						GBR			SEAT Leon WTCC						I
1	11:02.681	118.6	26.298	130.2	18.424	170.2	11:47.403	8	14.496	129.8	27.825	93.4	19.012	171.0	1:01.333
2	14.978	133.0	26.551	117.0	17.130	171.5	58.659	9	14.503	131.4	24.766	130.8	16.428	169.1	55.697
3	14.533	136.8	25.193	127.9	17.043	170.7	56.769	10	14.335	130.9	24.921	132.0	16.476	169.7	55.732
4	14.713	130.6	24.858	134.4	16.601	170.2	56.172	11	16.401	115.3	30.935	106.0	26.228		1:13.564 Pit
5	14.463	133.4	25.596	136.0	28.211		1:08.270 Pit	12	7:01.919	109.3	26.653	130.0	26.370		7:54.942 Pit
6	5:16.773	125.2	25.564	123.5	20.578	171.5	6:02.915								
7	14.486	133.5	27.456	127.0	18.659	170.7	1:00.601								

23 CHILTON						GBR			Chevrolet Cruze						I
1	10:35.537	100.9	27.857	118.3	23.116	88.6	11:26.510	12	14.409	129.0	24.717	134.6	16.249	170.2	55.375
2	25.026	111.5	26.169	128.8	23.477		1:14.672 Pit	13	14.389	130.7	24.674	130.4	16.252	169.9	55.315
3	7:56.937	103.7	28.197	109.3	19.237	170.5	8:44.371	14	14.462	124.3	24.845	132.6	16.332	169.9	55.639
4	14.548	129.6	24.492	135.5	16.203	169.4	55.243	15	14.485	125.5	27.056	121.6	21.859		1:03.400 Pit
5	14.519	125.9	24.230	131.3	16.146	169.7	54.895	16	9:26.250	101.9	30.319	115.6	17.188	170.5	10:13.757
6	14.509	122.2	24.549	132.6	16.240	169.1	55.298	17	14.336	130.4	24.138	134.3	15.843	169.4	54.317
7	14.584	124.5	24.553	134.8	16.297	169.1	55.434	18	14.444	131.9	28.904	104.3	17.595	169.7	1:00.943
8	14.615	124.0	24.665	132.1	16.385	169.9	55.665	19	14.307	132.0	24.330	127.3	16.083	170.2	54.720
9	14.535	125.2	24.761	132.1	16.550	168.6	55.846	20	14.352	128.2	24.542	120.3	23.556		1:02.450 Pit
10	14.817	117.8	26.548	123.5	25.111		1:06.476 Pit	21	53.880	110.3	29.323	109.5	29.768		1:52.971 Pit
11	5:30.496	106.3	28.213	103.5	18.290	169.7	6:16.999								

25 BENNANI						MAR			BMW 320 TC						I
1	10:57.046	105.5	28.460	109.7	18.450	165.1	11:43.956	17	14.258	133.0	24.567	127.9	16.508	170.5	55.333
2	15.500	123.9	27.289	132.9	16.388	168.9	59.177	18	14.205	133.5	27.081	125.8	16.420	169.1	57.706
3	14.635	129.3	24.360	129.3	16.461	167.1	55.456	19	14.445	131.2	24.634	125.5	16.377	168.1	55.456
4	14.464	133.2	24.372	131.3	16.825	168.4	55.661	20	14.551	131.2	24.768	126.2	18.585	156.6	57.904
5	14.489	128.4	25.082	128.8	17.780	119.4	57.351	21	15.513	122.4	25.351	126.7	16.329	169.7	57.193
6	23.591	96.9	30.647	106.1	27.158		1:21.396 Pit	22	14.342	133.0	25.423	110.1	22.648		1:02.413 Pit
7	4:01.984	112.7	28.198	106.3	17.822	171.0	4:48.004	23	6:30.955	98.6	32.988	125.0	17.152	171.0	7:21.095
8	14.312	133.2	24.359	125.8	16.682	169.9	55.353	24	14.223	135.1	24.180	128.8	15.943	170.7	54.346
9	14.454	129.3	24.801	127.7	16.358	169.7	55.613	25	14.391	130.6	29.078	130.4	16.287	169.4	59.756
10	14.581	128.5	24.899	130.5	16.391	169.7	55.871	26	14.389	134.7	24.234	127.6	15.897	170.5	54.520
11	14.461	129.3	24.710	124.6	16.333	168.6	55.504	27	14.241	131.4	25.712	119.2	16.303	171.0	56.256
12	14.383	132.2	24.688	122.6	16.259	169.1	55.330	28	14.273	132.9	24.479	124.6	16.080	171.0	54.832
13	14.381	132.0	24.774	120.7	16.335	169.1	55.490	29	14.269	133.2	24.917	127.1	16.214	170.7	55.400
14	14.361	132.7	24.932	110.8	28.570		1:07.863 Pit	30	14.358	132.9	24.462	124.6	16.441	169.4	55.261
15	5:28.525	107.1	27.613	112.1	18.110	170.5	6:14.248	31	15.951	111.0	29.340	101.2	25.374		1:10.665 Pit
16	14.250	132.9	24.460	127.3	16.081	170.7	54.791								



Car 68 did not participate.
Weather/Track: Sun 27C/Dry 47C

Circuit Length - 2.243 kilometres
Suzuka

2013 FIA World Touring Car Championship Testing - Sector Analysis Report

Lap S1 Time S1 Spd S2 Time S2 Spd S3 Time S3 Spd Lap Time Pit Lap S1 Time S1 Spd S2 Time S2 Spd S3 Time S3 Spd Lap Time Pit

26 D'ASTE								ITA			BMW 320 TC			I	
1	10:59.016	120.2	26.963	126.7	17.424	168.4	11:43.403	16	14.533	131.9	24.685	131.3	15.993	167.1	55.211
2	14.500	137.3	25.110	126.4	16.387	166.8	55.997	17	14.612	129.1	24.635	132.1	16.123	166.8	55.370
3	14.648	131.5	24.860	131.8	16.441	167.8	55.949	18	14.521	134.9	24.631	131.3	16.166	168.6	55.318
4	14.473	136.5	25.440	131.3	16.318	169.4	56.231	19	14.578	129.3	24.978	131.0	26.066		1:05.622 Pit
5	14.592	128.7	25.363	132.1	16.918	167.3	56.873	20	6:24.219	137.9	25.579	118.2	16.152	168.9	7:05.950
6	17.248	132.9	26.179	122.6	33.909		1:17.336 Pit	21	14.477	135.1	24.551	131.5	18.522	144.7	57.550
7	5:59.564	124.2	24.813	128.6	16.507	169.1	6:40.884	22	15.139	134.0	24.804	127.9	16.373	166.6	56.316
8	14.439	130.6	25.469	130.5	16.129	169.1	56.037	23	14.493	135.2	24.870	126.5	16.403	168.4	55.766
9	14.417	130.7	24.966	131.3	16.448	168.1	55.831	24	14.510	130.3	24.911	129.7	16.276	165.6	55.697
10			42.229	128.3		161.4	58.900	25	14.524	130.3	25.156	127.9	16.359	167.6	56.039
11	14.747	128.2	25.217	128.0	16.519	164.6	56.483	26			43.265	100.6		168.9	1:03.260
12	14.919	131.7	25.986	100.9	30.311		1:11.216 Pit	27	14.456	130.6	25.076	128.3	16.309	167.6	55.841
13	6:00.811	93.2	30.279	107.4	16.471	166.6	6:47.561	28	15.542	100.8	38.947		34.862		1:29.351 Pit
14	14.469	138.1	24.282	132.1	15.738	168.6	54.489								
15	14.339	136.5	24.418	134.1	16.221	166.8	54.978								

33 TANIGUCHI								JPN			BMW 320 TC			I	
1	10:58.758	117.4	27.659	100.9	19.307	165.8	11:45.724	16	14.589	127.1	25.551	132.5	16.605	167.6	56.745
2	15.580	129.5	26.442	128.5	17.218	168.1	59.240	17	14.608	123.7	25.477	130.2	16.758	166.6	56.843
3	14.843	131.7	25.826	130.0	23.593		1:04.262 Pit	18	14.653	132.9	25.813	127.4	16.905	167.8	57.371
4	7:07.204	125.8	28.832	112.4	20.689	168.1	7:56.725	19	14.496	131.4	25.720	132.5	16.652	167.6	56.868
5	14.528	137.0	26.712	128.5	17.030	167.8	58.270	20	14.638	126.5	25.604	131.6	16.783	168.6	57.025
6	14.669	132.9	25.605	131.0	19.227	163.4	59.501	21	14.442	136.5	26.224	129.9	27.914		1:08.580 Pit
7	14.658	136.3	25.874	132.0	16.790	167.8	57.322	22	4:11.477	99.3	32.450	112.6	20.079	156.2	5:04.006
8	14.569	128.4	25.706	133.3	16.553	168.1	56.828	23	15.005	133.7	25.850	127.7	17.274	165.3	58.129
9	14.607	129.6	25.597	124.0	16.475	166.8	56.679	24	14.480	142.1	25.762	129.3	16.591	166.3	56.833
10	14.563	139.1	25.814	129.7	17.057	167.3	57.434	25	14.577	135.9	26.071	133.3	16.628	167.8	57.276
11	14.929	124.7	31.704	109.2	28.491		1:15.124 Pit	26	14.468	135.2	25.446	127.6	17.084	165.6	56.998
12	5:18.387	132.9	26.470	132.9	18.502	150.4	6:03.359	27	14.599	136.5	25.541	133.3	16.571	167.1	56.711
13	15.077	136.8	25.842	131.3	17.208	166.1	58.127	28	14.492	135.8	25.814	133.3	16.650	165.3	56.956
14	14.585	135.9	25.441	133.8	16.791	168.4	56.817	29	14.843	136.1	25.619	130.7	26.575		1:07.037 Pit
15	14.489	131.1	27.486	127.3	16.643	167.6	58.618								



Car 68 did not participate.
Weather/Track: Sun 27C/Dry 47C

Circuit Length - 2.243 kilometres
Suzuka

2013 FIA World Touring Car Championship Testing - Sector Analysis Report

Lap S1 Time S1 Spd S2 Time S2 Spd S3 Time S3 Spd Lap Time Pit Lap S1 Time S1 Spd S2 Time S2 Spd S3 Time S3 Spd Lap Time Pit

37 MUNNICH						DEU			SEAT Leon WTCC						I
1	10:46.538	116.1	27.053	129.6	17.436	168.4	11:31.027	16	14.716	126.2	25.770	128.8	16.740	167.3	57.226
2	15.853	112.1	26.485	125.2	17.222	168.4	59.560	17	14.794	123.7	25.035	126.4	23.910		1:03.739 Pit
3	15.190	116.3	25.934	131.2	16.737	168.1	57.861	18	2:30.514	129.8	24.969	120.4	16.473	171.2	3:11.956
4	17.529	96.7	26.378	126.2	16.952	169.4	1:00.859	19	14.440	132.4	24.811	130.5	16.399	169.9	55.650
5	16.457	117.4	27.223	126.8	17.510	130.4	1:01.190	20	16.020	114.6	28.369	118.0	29.098		1:13.487 Pit
6	22.373	116.8	26.657	124.8	28.966		1:17.996 Pit	21	3:53.192	115.5	33.030	96.4	19.308	169.1	4:45.530
7	3:54.846	123.6	25.517	120.2	21.778	169.9	4:42.141	22	14.524	132.0	25.047	132.0	16.381	170.2	55.952
8	14.870	126.4	25.319	134.6	16.604	168.4	56.793	23	14.702	132.7	24.929	132.3	16.381	168.1	56.012
9	14.932	122.0	25.225	132.6	16.695	168.6	56.852	24	14.708	130.6	25.181	130.8	16.662	167.3	56.551
10	15.028	124.9	25.159	131.3	16.528	168.6	56.715	25	14.835	133.0	24.872	130.5	16.573	168.1	56.280
11	15.102	120.5	25.253	115.7	16.750	167.3	57.105	26	14.845	129.0	24.868	131.8	16.469	168.4	56.182
12	15.824	106.5	27.536	125.9	25.385		1:08.745 Pit	27	14.743	133.7	25.076	132.8	16.401	167.8	56.220
13	7:16.577	122.4	26.252	124.9	20.434	169.4	8:03.263	28	17.787	121.3	25.768	115.5	26.022		1:09.577 Pit
14	14.753	127.1	25.132	128.8	18.145	164.6	58.030								
15	15.520	121.9	25.181	124.0	19.000	169.1	59.701								

38 BASSENG						DEU			SEAT Leon WTCC						I
1	10:45.655	112.2	26.669	128.3	17.254	168.1	11:29.578	16	2:05.765	128.8	25.804	122.6	16.329	171.5	2:47.898
2	15.296	134.6	26.537	107.6	17.391	171.8	59.224	17	14.237	141.2	24.679	126.5	16.132	171.5	55.048
3	14.470	141.6	24.679	131.2	16.432	170.7	55.581	18	14.116	145.4	25.197	126.4	16.202	170.5	55.515
4	14.282	142.5	25.133	103.0	16.800	171.5	56.215	19	14.326	132.7	24.933	124.5	21.860		1:01.119 Pit
5	14.190	138.1	24.708	127.6	16.355	171.8	55.253	20	4:38.241	111.3	32.626	103.5	19.411	169.9	5:30.278
6	14.332	130.7	29.974	101.8	37.263		1:21.569 Pit	21	14.217	140.2	24.797	126.7	16.239	171.0	55.253
7	5:05.988	101.1	26.357	125.9	16.329	171.8	5:48.674	22	14.281	134.4	24.908	119.2	16.367	170.5	55.556
8	14.148	143.1	24.970	119.0	16.375	171.5	55.493	23	14.207	137.3	25.000	125.3	16.316	171.2	55.523
9	14.151	137.9	24.772	126.1	16.742	168.6	55.665	24	14.162	138.8	25.006	127.3	16.431	170.5	55.599
10	14.355	135.9	25.055	122.9	16.509	169.7	55.919	25	14.352	135.8	25.384	122.1	16.424	170.7	56.160
11	14.195	141.2	25.342	126.8	20.652		1:00.189 Pit	26	14.288	136.8	25.215	122.3	16.394	168.9	55.897
12	7:29.056	118.0	26.835	121.2	19.782	172.6	8:15.673	27	14.306	138.1	25.341	124.6	16.401	170.2	56.048
13	14.022	150.0	25.371	123.3	16.702	172.3	56.095	28	14.384	135.6	25.455	124.8	28.890		1:08.729 Pit
14	14.126	140.2	24.552	128.2	16.037	172.1	54.715								
15	14.100	142.3	25.385	87.2	25.440		1:04.925 Pit								

55 O'YOUNG						HKG			BMW 320 TC						I
1	10:56.390	103.1	29.176	107.3	18.765	168.4	11:44.331	14	14.491	129.1	25.251	128.2	16.617	169.4	56.359
2	15.359	121.7	34.128	118.0	16.643	167.8	1:06.130	15	14.400	135.9	24.844	132.6	16.239	170.5	55.483
3	14.707	133.5	25.658	129.6	16.253	168.9	56.618	16	14.347	132.9	25.067	130.5	16.535	168.6	55.949
4	14.469	139.9	24.923	127.4	16.094	168.9	55.486	17	14.475	137.3	24.821	127.7	16.434	168.4	55.730
5	14.491	143.1	25.032	131.6	26.529		1:06.052 Pit	18	14.646	134.6	25.163	124.9	16.628	168.9	56.437
6	5:06.149	114.3	29.201	126.1	18.764	170.7	5:54.114	19	14.472	140.2	25.481	111.5	29.706		1:09.659 Pit
7	14.358	140.1	24.545	131.8	16.347	169.4	55.250	20	6:36.493	119.7	34.327		28.705	115.5	7:39.525
8	14.754	134.0	25.624	122.5	17.096	169.9	57.474	21	20.511	131.4	30.331	123.2	16.716	168.6	1:07.558
9	14.513	140.6	24.569	131.6	16.083	170.2	55.165	22	14.439	141.9	24.272	134.4	15.778	170.5	54.489
10	14.232	142.7	24.909	132.5	16.221	171.2	55.362	23	14.348	140.2	24.477	129.4	16.090	168.6	54.915
11			58.100	98.1			1:26.307 Pit	24	14.380	140.4	24.567	131.0	16.010	168.9	54.957
12	7:00.376	112.5	27.988	105.1	17.949	169.1	7:46.313	25	14.291	146.2	29.815	106.2	28.332		1:12.438 Pit
13	14.413	137.7	24.820	129.7	16.219	169.4	55.452								



Car 68 did not participate.
Weather/Track: Sun 27C/Dry 47C

Circuit Length - 2.243 kilometres
Suzuka


2013 FIA World Touring Car Championship Testing - Sector Analysis Report

Lap S1 Time S1 Spd S2 Time S2 Spd S3 Time S3 Spd Lap Time Pit Lap S1 Time S1 Spd S2 Time S2 Spd S3 Time S3 Spd Lap Time Pit

60 SOUZA						MAC			Chevrolet Cruze LT				I		
1	11:07.608	109.7	27.193	127.0	17.444	156.8	11:52.245	7	16.619	128.7	26.368	125.0	16.541	161.2	59.528
2	16.693	117.8	25.896	124.0	16.596	160.5	59.185	8	15.442	127.1	25.888	120.6	16.792	158.6	58.122
3	1:12.525	122.7	24.977	126.8	4:05.191		5:42.693 Pit	9	15.652	133.9	25.461	121.2	17.268	156.4	58.381
4	3:03.722	119.1	40.576	124.8	17.354	146.8	4:01.652	10	15.699	123.3	28.683	120.2	28.147		1:12.529 Pit
5	16.669	128.8	26.140	90.1	17.868	161.0	1:00.677								
6	15.679	139.0	25.689	124.8	16.792	157.7	58.160								

61 NG						MAC			Chevrolet Cruze LT				I		
1	11:08.516	107.8	28.043	128.0	42.228	140.0	12:18.787	13	4:59.564	109.7	27.169	107.6	18.477	163.8	5:45.210
2	18.966	114.8	30.850	119.4	19.264	155.7	1:09.080	14	15.068	132.2	25.896	125.8	16.908	163.1	57.872
3	17.001	120.9	26.555	126.2	17.208	159.3	1:00.764	15	15.136	135.8	25.936	123.6	16.871	162.6	57.943
4	16.280	125.5	26.356	124.9	16.974	161.4	59.610	16	15.344	132.4	25.858	116.6	16.747	161.9	57.949
5	16.341	122.3	27.083	123.2	33.196		1:16.620 Pit	17	15.485	129.3	26.096	124.9	16.815	160.3	58.396
6	4:15.460	119.8	27.083	121.8	20.579	161.7	5:03.122	18	15.426	132.5	25.727	125.3	16.855	158.0	58.008
7	16.077	122.2	27.170	124.2	17.074	161.4	1:00.321	19	15.426	134.4	25.824	118.2	17.011	159.6	58.261
8	15.651	120.2	26.447	123.2	16.775	162.6	58.873	20	15.289	130.4	26.269	117.5	16.976	163.6	58.534
9	15.341	123.9	25.717	124.0	16.713	161.4	57.771	21	15.514	122.4	26.463	122.1	17.710	162.9	59.687
10	15.334	124.9	25.785	118.7	17.245	162.9	58.364	22	15.303	126.1	26.577	119.4	26.744		1:08.624 Pit
11	15.543	129.3	25.971	121.2	17.403	164.1	58.917								
12	1:14.820	125.3	26.905	122.2	30.297		2:12.022 Pit								

66 BADARACO						MAC			Chevrolet Cruze LT				I		
1	11:19.930	96.3	32.976	102.1	25.544	128.4	12:18.450	16	15.354	123.0	25.274	132.3	16.667	164.3	57.295
2	18.951	112.6	30.402	114.3	19.784	151.2	1:09.137	17	15.372	124.6	25.392	133.6	16.742	163.6	57.506
3	19.133	104.0	30.304	117.9	19.311	157.7	1:08.748	18	15.400	124.0	25.463	124.9	16.932	162.2	57.795
4	16.084	120.8	27.717	124.9	17.733	158.2	1:01.534	19	15.361	129.3	25.300	124.6	26.689		1:07.350 Pit
5	20.532	115.6	29.370	111.8	30.774		1:20.676 Pit	20	57.737	115.1	26.178	126.4	16.983	159.6	1:40.898
6	4:05.373	107.3	28.399	120.7	19.487	159.8	4:53.259	21	15.350	125.8	25.818	122.2	26.677		1:07.845 Pit
7	15.750	123.7	26.332	125.2	18.720	157.7	1:00.802	22	4:25.157	109.4	27.916	113.5	18.792	161.7	5:11.865
8	16.028	125.2	26.135	127.3	18.328	159.8	1:00.491	23	15.468	129.0	25.572	123.5	19.043	161.7	1:00.083
9	15.806	116.5	26.064	129.1	17.137	163.6	59.007	24	15.186	126.7	25.655	127.0	16.564	163.4	57.405
10	15.717	122.9	25.621	131.6	17.041	162.6	58.379	25	15.488	121.5	25.412	123.8	16.911	163.1	57.811
11	15.572	123.9	25.985	125.8	26.613		1:08.170 Pit	26	15.196	124.5	25.518	122.5	16.727	164.1	57.441
12	49.799	122.4	31.112	102.2	30.194		1:51.105 Pit	27	15.211	127.4	25.410	126.5	16.556	164.1	57.177
13	5:11.907	112.1	27.300	124.2	17.390	162.4	5:56.597	28	15.280	126.1	25.425	127.1	16.683	163.6	57.388
14	15.530	122.2	26.450	130.8	17.192	161.2	59.172	29	15.643	126.7	25.538	124.2	27.079		1:08.260 Pit
15	15.666	120.2	25.544	128.8	17.082	163.8	58.292								



Car 68 did not participate.
Weather/Track: Sun 27C/Dry 47C

Circuit Length - 2.243 kilometres
Suzuka

2013 FIA World Touring Car Championship Testing - Sector Analysis Report

Lap S1 Time S1 Spd S2 Time S2 Spd S3 Time S3 Spd Lap Time Pit Lap S1 Time S1 Spd S2 Time S2 Spd S3 Time S3 Spd Lap Time Pit

67 YOSHIMOTO				JPN				Chevrolet Cruze				I					
1	10:44.906	97.8	33.806	105.9	27.147		11:45.859	Pit	15	14.367	134.7	25.552	125.6	16.646	166.3	56.565	
2	3:22.908	119.1	25.714	116.6	27.797		4:16.419	Pit	16	14.491	131.9	25.110	125.3	16.508	166.6	56.109	
3	4:39.907	132.7	25.777	109.7	20.993	167.8	5:26.677		17	14.487	131.5	25.271	127.9	16.596	166.6	56.354	
4	14.322	144.8	24.874	123.9	16.096	165.6	55.292		18	14.510	133.0	25.290	124.0	16.769	166.1	56.569	
5	14.290	138.1	24.858	127.7	16.545	165.1	55.693		19	14.554	130.1	25.378	127.4	24.050		1:03.982	Pit
6			41.736	127.3		166.6	58.038		20	5:36.699	106.8	31.987	94.5	18.623	169.1	6:27.309	
7	14.466	132.0	24.914	126.4	16.649	166.8	56.029		21	14.201	143.1	35.833	120.0	17.091	170.2	1:07.125	
8	14.446	131.2	25.117	125.6	17.449	166.8	57.012		22	14.194	138.4	24.339	131.6	16.123	169.1	54.656	
9	14.564	129.0	25.192	123.9	16.460	166.6	56.216		23	14.184	136.8	24.575	128.5	16.438	168.6	55.197	
10	14.489	129.5	25.299	122.2	26.816		1:06.604	Pit	24	14.193	136.8	30.362	87.1	19.326	169.9	1:03.881	
11	5:25.861	130.4	26.083	104.9	18.358	167.1	6:10.302		25	14.242	135.6	24.773	126.5	17.073	169.1	56.088	
12	14.274	137.5	24.950	126.4	18.222	167.1	57.446		26	14.211	139.3	25.374	127.0	16.487	168.1	56.072	
13	14.392	131.9	24.893	126.7	16.640	168.1	55.925		27	15.696	127.1	27.360	113.5	26.024		1:09.080	Pit
14	14.287	137.0	25.465	106.0	17.534	167.8	57.286										

74 ORIOLA				ESP				Chevrolet Cruze				I					
1	10:38.690	107.8	27.163	119.9	28.056		11:33.909	Pit	13	14.399	131.1	24.800	126.8	16.380	168.9	55.579	
2	1:37.969	120.6	28.065	107.3	17.660	170.2	2:23.694		14	14.435	128.7	25.121	126.8	16.293	168.6	55.849	
3	14.557	129.3	24.196	132.3	15.819	162.6	54.572		15	14.327	135.8	25.094	126.8	16.275	168.6	55.696	
4	14.295	135.4	25.483	104.5	25.477		1:05.255	Pit	16	14.318	131.7	28.545	116.0	24.305		1:07.168	Pit
5	7:53.061	90.0	26.646	125.5	16.058	170.5	8:35.765		17	6:27.253	98.2	31.871	107.5	17.114	170.5	7:16.238	
6	14.330	132.0	24.543	129.0	15.989	169.1	54.862		18	14.306	135.1	23.944	129.4	15.853	169.4	54.103	
7	14.650	111.2	27.181	120.4	16.342	170.2	58.173		19			47.700	111.3			1:10.422	Pit
8	14.693	119.3	26.861	115.9	17.800	168.4	59.354		20	2:25.713	117.0	27.143	107.6	20.975	169.7	3:13.831	
9	14.434	131.4	26.870	109.2	26.905		1:08.209	Pit	21	14.347	132.7	24.386	128.2	17.968	142.8	56.701	
10	6:08.345	98.3	27.454	121.5	17.337	166.6	6:53.136		22	16.455	119.0	28.188	114.3	27.195		1:11.838	Pit
11	14.430	134.4	24.647	126.7	15.929	169.7	55.006										
12	14.372	128.2	24.890	129.7	16.665	168.9	55.927										

77 MAK				MAC				BMW 320si				I					
1					12:26.576	Pit	15	15.748	127.9	25.333	122.5	16.643	154.8	57.724			
2					4:39.066	Pit	16	15.690	130.7	27.482	122.2	17.204	157.1	1:00.376			
3					152.1		17	15.846	125.3	25.739	126.5	16.605	157.1	58.190			
4			44.778	121.9	153.1	1:05.011	18	1:23.944	101.8	31.256	102.0	30.270		2:25.470	Pit		
5	16.855	113.4	26.971	119.9	18.011	159.1	1:01.837	19	3:49.078	118.5	27.301	116.1	19.321	151.0	4:35.700		
6	16.170	116.0	26.521	125.2	17.528	157.5	1:00.219	20	16.690	123.7	25.980	125.5	17.424	158.2	1:00.094		
7	16.112	119.8	26.270	123.5	17.070	160.3	59.452	21	15.812	125.6	25.777	124.5	16.688	157.1	58.277		
8	16.363	120.4	26.321	124.6	17.044	155.5	59.728	22	15.661	128.4	25.681	125.3	16.699	159.6	58.041		
9	1:26.931	85.7	32.837	102.3	29.557		2:29.325	Pit	23	15.717	126.1	25.708	124.9	16.737	157.3	58.162	
10	4:41.826	118.3	28.632	120.7	17.849	133.9	5:28.307	24	15.957	119.8	33.451	118.6	18.541	152.3	1:07.949		
11	17.295	119.1	26.844	121.1	17.034	158.2	1:01.173	25	16.589	128.1	27.483	122.2	17.342	155.9	1:01.414		
12	16.399	124.2	25.915	125.0	16.909	154.6	59.223	26	15.861	128.1	30.678		28.498	134.4	1:15.037		
13	16.097	128.4	25.669	123.2	16.690	156.4	58.456	27	21.013	113.0	28.963	113.1	27.936		1:17.912	Pit	
14	15.849	127.0	25.483	125.8	16.742	155.1	58.074										



Car 68 did not participate.
Weather/Track: Sun 27C/Dry 47C

Circuit Length - 2.243 kilometres
Suzuka

2013 FIA World Touring Car Championship Testing - Sector Analysis Report

Lap S1 Time S1 Spd S2 Time S2 Spd S3 Time S3 Spd Lap Time Pit Lap S1 Time S1 Spd S2 Time S2 Spd S3 Time S3 Spd Lap Time Pit

88 HO				MAC				BMW 320si				I					
1	11:05.028	99.8	27.196	122.1	23.681		11:55.905	Pit	15	14.991	134.9	25.542	127.1	16.584	164.1	57.117	
2	1:49.680	103.3	26.122	131.8	16.961	163.6	2:32.763		16	14.897	135.4	25.634	129.6	17.281	160.5	57.812	
3	15.279	135.8	25.955	124.3	16.881	163.4	58.115		17	15.139	129.9	25.622	128.8	16.747	164.8	57.508	
4	15.391	131.1	25.991	122.9	33.881		1:15.263	Pit	18	14.967	130.3	25.605	126.2	16.958	161.4	57.530	
5	4:17.082	108.9	27.401	123.2	20.749	161.7	5:05.232		19	15.652	129.6	27.316	126.5	22.025		1:04.993	Pit
6	15.073	133.7	25.687	130.5	16.789	165.8	57.549		20	5:36.741	90.5	28.021	128.2	17.154	164.3	6:21.916	
7	14.901	135.4	25.477	128.3	16.673	165.3	57.051		21	15.221	123.7	25.507	130.4	18.202	162.6	58.930	
8	15.110	128.1	25.729	127.0	16.618	163.6	57.457		22	15.305	126.7	25.807	128.5	16.539	165.1	57.651	
9	15.027	136.1	25.476	124.8	16.566	165.3	57.069		23	15.246	125.0	25.818	129.3	16.795	165.1	57.859	
10	14.945	133.2	25.525	125.9	16.594	163.1	57.064		24	16.182	120.8	29.167	124.2	16.711	164.3	1:02.060	
11	1:57.867	110.6	28.703	91.1	27.389		2:53.959	Pit	25	14.954	131.4	25.706	125.0	16.689	163.1	57.349	
12	4:59.916	114.8	29.775	84.4	31.567	133.7	6:01.258		26	15.229	123.4	25.659	124.8	16.609	163.4	57.497	
13	18.106	123.2	26.165	118.3	18.695	164.6	1:02.966		27	16.728	129.5	26.271	127.0	29.286		1:12.285	Pit
14	15.089	129.3	25.536	127.9	16.545	163.8	57.170										

99 IZAWA				JPN				Honda Civic WTCC				I					
1	10:36.233	104.4	28.032	124.9	19.324	159.1	11:23.589		12	14.701	138.2	24.837	126.1	16.347	167.6	55.885	
2	15.425	132.7	25.793	127.4	17.564	164.8	58.782		13	14.562	133.5	24.904	125.3	16.405	166.1	55.871	
3	15.722	122.4	25.646	128.3	16.388	167.3	57.756		14	14.626	132.2	24.994	128.8	22.595		1:02.215	Pit
4	14.546	133.0	24.582	130.5	16.439	164.6	55.567		15	3:32.547	120.4	26.645	104.1	17.129	169.4	4:16.321	
5	14.827	131.4	24.672	129.7	27.368		1:06.867	Pit	16	14.365	141.6	24.500	128.2	16.098	167.1	54.963	
6	5:08.640	124.2	26.103	118.6	16.793	168.4	5:51.536		17	14.456	132.4	24.964	129.6	24.456		1:03.876	Pit
7	14.477	137.0	24.672	127.4	16.071	167.6	55.220		18	5:05.430	129.6	24.911	130.7	16.115	168.6	5:46.456	
8	14.423	135.9	25.052	124.9	16.398	166.6	55.873		19	14.416	136.5	24.523	130.4	16.200	166.6	55.139	
9	14.552	132.0	25.274	129.6	21.667		1:01.493	Pit	20	14.457	134.6	24.676	125.9	16.206	167.1	55.339	
10	3:45.449	109.3	28.797	115.0	31.095		4:45.341	Pit	21	14.321	139.5	24.967	127.7	21.114		1:00.402	Pit
11	4:37.336	125.0	25.626	129.7	16.113	167.8	5:19.075										

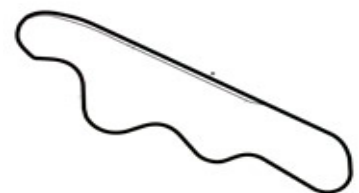


Car 68 did not participate.
Weather/Track: Sun 27C/Dry 47C

Circuit Length - 2.243 kilometres
Suzuka

2013 FIA World Touring Car Championship Testing - Best Sector Speeds Report

SECTOR 1				SECTOR 2				SECTOR 3				
POS	NO	NAME	SPEED	LAP	NO	NAME	SPEED	LAP	NO	NAME	SPEED	LAP
1	38	BASSENG	150.0	13	5	MICHELISZ	137.4	2	10	THOMPSON	174.2	11
2	55	O'YOUNG	146.2	25	22	BOARDMAN	136.0	5	5	MICHELISZ	172.9	14
3	67	YOSHIMOTO	144.8	4	9	MACDOWALL	135.6	14	18	MONTEIRO	172.9	12
4	5	MICHELISZ	143.3	12	23	CHILTON	135.5	4	38	BASSENG	172.6	12
5	33	TANIGUCHI	142.1	24	14	NASH	135.3	7	1	HUFF	171.8	17
6	99	IZAWA	141.6	16	37	MUNNICH	134.6	8	19	MONJE	171.8	16
7	15	CORONEL	141.2	5	55	O'YOUNG	134.4	22	3	TARQUINI	171.5	21
8	18	MONTEIRO	139.9	23	26	D'ASTE	134.1	15	22	BOARDMAN	171.5	2
9	1	HUFF	139.5	10	1	HUFF	133.9	18	37	MUNNICH	171.2	18
10	9	MACDOWALL	139.5	21	3	TARQUINI	133.8	4	55	O'YOUNG	171.2	10
11	60	SOUZA	139.0	6	33	TANIGUCHI	133.8	14	8	KOZLOVSKIY	171.0	8
12	19	MONJE	138.4	19	12	MULLER	133.6	12	25	BENNANI	171.0	7
13	26	D'ASTE	138.1	14	66	BADARACO	133.6	17	15	CORONEL	170.7	12
14	3	TARQUINI	137.2	16	18	MONTEIRO	132.9	4	12	MULLER	170.5	3
15	22	BOARDMAN	136.8	3	19	MONJE	132.9	7	23	CHILTON	170.5	3
16	88	HO	136.1	9	25	BENNANI	132.9	2	74	ORIOLO	170.5	5
17	7	NG	135.8	7	74	ORIOLO	132.3	3	9	MACDOWALL	170.2	14
18	61	NG	135.8	15	7	NG	132.1	11	67	YOSHIMOTO	170.2	21
19	74	ORIOLO	135.8	15	8	KOZLOVSKIY	132.1	4	7	NG	169.9	26
20	10	THOMPSON	135.1	8	88	HO	131.8	2	14	NASH	169.9	2
21	25	BENNANI	135.1	24	67	YOSHIMOTO	131.6	22	26	D'ASTE	169.4	4
22	14	NASH	134.2	19	38	BASSENG	131.2	3	99	IZAWA	169.4	15
23	37	MUNNICH	133.7	27	15	CORONEL	130.7	19	33	TANIGUCHI	168.6	20
24	12	MULLER	133.2	2	99	IZAWA	130.7	18	88	HO	165.8	6
25	23	CHILTON	132.0	19	10	THOMPSON	130.2	2	66	BADARACO	164.3	16
26	77	MAK	130.7	16	61	NG	128.0	1	61	NG	164.1	11
27	8	KOZLOVSKIY	129.8	9	60	SOUZA	127.0	1	60	SOUZA	161.2	7
28	66	BADARACO	129.3	19	77	MAK	126.5	17	77	MAK	160.3	7



Car 68 did not participate.
Weather/Track: Sun 27C/Dry 47C

Circuit Length - 2.243 kilometres
Suzuka

2013 FIA World Touring Car Championship Testing - Best Sector Times Report

POS	NO	SECTOR 1		SECTOR 2		SECTOR 3		IDEAL/BEST LAP COMPARISON							
		TIME	LAP	NO	TIME	LAP	NO	TIME	LAP	NO	NAME	IDEAL	BEST	LAP	DIFF
1	38	14.022	13	74	23.944	18	26	15.738	14	12	MULLER	53.938	54.081	17	+ 0.143
2	5	14.102	12	18	23.956	20	12	15.761	17	18	MONTEIRO	53.939	54.187	16	+ 0.248
3	18	14.110	23	12	23.962	17	55	15.778	22	74	ORIOLA	54.058	54.103	18	+ 0.045
4	10	14.150	12	10	24.014	17	74	15.819	3	10	THOMPSON	54.125	54.220	17	+ 0.095
5	19	14.151	20	3	24.074	15	3	15.830	15	1	HUFF	54.133	54.261	17	+ 0.128
6	1	14.158	19	14	24.115	19	23	15.843	17	3	TARQUINI	54.137	54.262	15	+ 0.125
7	67	14.184	23	1	24.126	17	1	15.849	17	25	BENNANI	54.282	54.346	24	+ 0.064
8	25	14.205	18	23	24.138	17	14	15.870	19	55	O'YOUNG	54.282	54.489	22	+ 0.207
9	9	14.209	16	25	24.180	24	18	15.873	16	23	CHILTON	54.288	54.317	17	+ 0.029
10	12	14.215	19	15	24.264	19	7	15.878	24	14	NASH	54.304	54.304	19	+ 0.000
11	55	14.232	10	55	24.272	22	15	15.890	5	26	D'ASTE	54.359	54.489	14	+ 0.130
12	3	14.233	21	26	24.282	14	25	15.897	26	15	CORONEL	54.433	54.556	12	+ 0.123
13	15	14.279	5	9	24.296	14	10	15.961	17	9	MACDOWAL	54.557	54.777	15	+ 0.220
14	74	14.295	4	67	24.339	22	38	16.037	14	38	BASSENG	54.611	54.715	14	+ 0.104
15	23	14.307	19	19	24.408	20	5	16.046	14	19	MONJE	54.614	54.614	20	+ 0.000
16	14	14.319	19	5	24.473	4	9	16.052	15	67	YOSHIMOTO	54.619	54.656	22	+ 0.037
17	99	14.321	21	99	24.500	16	19	16.055	20	5	MICHELISZ	54.621	55.042	14	+ 0.421
18	22	14.335	10	7	24.534	20	99	16.071	7	7	NG	54.772	55.031	23	+ 0.259
19	26	14.339	15	38	24.552	14	67	16.096	4	99	IZAWA	54.892	54.963	16	+ 0.071
20	7	14.360	18	22	24.766	9	8	16.244	7	22	BOARDMAN	55.529	55.697	9	+ 0.168
21	37	14.440	19	37	24.811	19	37	16.381	22	37	MUNNICH	55.632	55.650	19	+ 0.018
22	33	14.442	21	8	24.967	9	22	16.428	9	8	KOZLOVSKI	55.677	55.890	9	+ 0.213
23	8	14.466	9	60	24.977	3	33	16.475	9	33	TANIGUCHI	56.358	56.679	9	+ 0.321
24	88	14.897	16	66	25.274	16	88	16.539	22	88	HO	56.912	57.051	7	+ 0.139
25	61	15.068	14	77	25.333	15	60	16.541	7	60	SOUZA	56.960	58.122	8	+ 1.162
26	66	15.186	24	33	25.441	14	66	16.556	27	66	BADARACO	57.016	57.177	27	+ 0.161
27	60	15.442	8	88	25.476	9	77	16.605	17	61	NG	57.498	57.771	9	+ 0.273
28	77	15.661	22	61	25.717	9	61	16.713	9	77	MAK	57.599	57.724	15	+ 0.125

'Perfect Lap' - 53.704



Car 68 did not participate.
Weather/Track: Sun 27C/Dry 47C

Circuit Length - 2.243 kilometres
Suzuka

2013 FIA World Touring Car Championship
FREE PRACTICE 1

POS	NO	CLS	DRIVER	NAT	CAR	TIME	LAPS	GAP	KPH
1	18		Tiago MONTEIRO	PRT	Honda Civic WTCC	53.683	14		150.41
2	99		Takuya IZAWA	JPN	Honda Civic WTCC	53.876	15	0.193	149.87
3	12		Yvan MULLER	FRA	Chevrolet Cruze	53.941	18	0.258	149.69
4	15		Tom CORONEL	NLD	BMW 320 TC	54.093	22	0.410	149.27
5	5		Norbert MICHELISZ	HUN	Honda Civic WTCC	54.114	24	0.431	149.21
6	74		Pepe ORIOLA	ESP	Chevrolet Cruze	54.179	19	0.496	149.03
7	10		James THOMPSON	GBR	Lada Granta	54.268	17	0.585	148.79
8	26		Stefano D'ASTE	ITA	BMW 320 TC	54.319	26	0.636	148.65
9	3		Gabriele TARQUINI	ITA	Honda Civic WTCC	54.439	19	0.756	148.32
10	1		Robert HUFF	GBR	SEAT Leon WTCC	54.493	23	0.810	148.18
11	67		Hiroki YOSHIMOTO	JPN	Chevrolet Cruze	54.497	16	0.814	148.17
12	9		Alex MACDOWALL	GBR	Chevrolet Cruze	54.554	20	0.871	148.01
13	23		Tom CHILTON	GBR	Chevrolet Cruze	54.561	18	0.878	147.99
14	25		Mehdi BENNANI	MAR	BMW 320 TC	54.654	17	0.971	147.74
15	19		Fernando MONJE	ESP	SEAT Leon WTCC	54.677	16	0.994	147.68
16	14		James NASH	GBR	Chevrolet Cruze	54.682	22	0.999	147.66
17	55		Darryl O'YOUNG	HKG	BMW 320 TC	54.842	20	1.159	147.23
18	8		Mikhail KOZLOVSKIY	RUS	Lada Granta	55.026	23	1.343	146.74
19	68		Masaki KANO	JPN	BMW 320 TC	55.034	27	1.351	146.72
20	22		Tom BOARDMAN	GBR	SEAT Leon WTCC	55.064	24	1.381	146.64
21	7		Charles NG	HKG	BMW 320 TC	55.139	25	1.456	146.44
22	38		Marc BASSENG	DEU	SEAT Leon WTCC	55.154	10	1.471	146.40
23	33		Yukinori TANIGUCHI	JPN	BMW 320 TC	55.156	25	1.473	146.39
24	37		Rene MUNNICH	DEU	SEAT Leon WTCC	55.616	23	1.933	145.18
25	66		Jeronimo BADARACO	MAC	Chevrolet Cruze LT	55.699	18	2.016	144.97
26	60		Filipe de SOUZA	MAC	Chevrolet Cruze LT	55.982	12	2.299	144.23
27	88		Henry HO	MAC	BMW 320si	56.002	25	2.319	144.18
28	61		Kin Veng NG	MAC	Chevrolet Cruze LT	56.501	17	2.818	142.91
29	77		Ka Lok MAK	MAC	BMW 320si	57.400	17	3.717	140.67

Suzuka

For Media Information Purposes - No Regulatory Value.

Circuit Length = 2.2430 km.

Weather/Track: Sun 26C/Dry 31C

Start: 09:00 End: 09:30

Race Director:	Steward:	Timekeeper:	Issued at:
----------------	----------	-------------	------------

2013 FIA World Touring Car Championship

Free Practice 1 - Sector Analysis Report

Lap S1 Time S1 Spd S2 Time S2 Spd S3 Time S3 Spd Lap Time Pit Lap S1 Time S1 Spd S2 Time S2 Spd S3 Time S3 Spd Lap Time Pit

1 HUFF					GBR			SEAT Leon WTCC									
1	10:46.444	101.9	29.823	83.6	27.939		11:44.206	Pit	13	14.073	134.0	26.638	130.7	22.597		1:03.308	Pit
2	2:57.319	112.7	29.871	123.9	16.706	172.9	3:43.896		14	4:10.192	111.7	28.413	115.5	17.050	171.2	4:55.655	
3	14.176	135.4	24.442	134.3	16.053	171.8	54.671		15	14.169	136.3	24.498	133.3	16.061	171.8	54.728	
4	14.229	132.5	24.760	132.5	15.992	172.3	54.981		16	14.183	133.5	24.627	131.3	16.075	171.5	54.885	
5	14.179	130.3	24.687	132.1	15.863	172.6	54.729		17	14.210	128.2	24.891	129.4	23.015		1:02.116	Pit
6	15.108	116.5	28.991	121.9	17.707	171.8	1:01.806		18	2:42.397	119.8	26.897	123.0	16.992	171.2	3:26.286	
7	14.213	132.4	24.396	133.6	15.884	172.1	54.493		19	14.112	135.2	24.677	133.9	16.025	172.3	54.814	
8	14.108	133.0	24.428	134.6	16.042	172.1	54.578		20	14.150	135.1	24.874	123.6	17.054	171.5	56.078	
9	14.243	132.4	24.510	132.5	16.106	172.3	54.859		21	14.130	132.5	24.640	133.8	16.117	172.3	54.887	
10	14.096	134.7	24.629	132.0	16.132	172.3	54.857		22	14.146	134.6	24.824	132.1	16.101	172.1	55.071	
11	14.066	133.7	24.651	130.4	16.016	171.5	54.733		23	14.989	133.0	26.826	119.6	27.571		1:09.386	Pit
12	14.087	135.8	24.762	131.2	16.084	170.5	54.933										

3 TARQUINI					ITA			Honda Civic WTCC									
1	10:29.326	109.8	28.254	124.3	16.691	171.5	11:14.271		11	14.090	143.1	24.838	122.2	15.850	171.2	54.778	
2	14.342	134.0	24.046	132.0	17.052	131.8	55.440		12	14.185	134.2	24.646	129.6	15.948	171.2	54.779	
3	18.722	120.8	27.870	113.7	26.286		1:12.878	Pit	13	14.163	133.0	25.756	122.8	22.777		1:02.696	Pit
4	3:23.388		27.512	127.0	17.237	171.5	4:08.137		14	3:25.421	110.1	26.908	126.8	16.169	171.5	4:08.498	
5	17.038	102.0	30.008	112.5	19.505	148.4	1:06.551		15	14.195	135.6	29.454	115.0	16.585	171.5	1:00.234	
6	17.673	102.1	29.371	116.4	17.510	171.2	1:04.554		16	14.110	135.1	24.445	130.4	15.947	170.7	54.502	
7	14.252	136.1	24.250	131.8	15.937	171.2	54.439		17	14.175	132.5	25.356	123.8	21.575		1:01.106	Pit
8	14.236	139.0	28.173	122.5	21.204		1:03.613	Pit	18	2:08.310	114.4	26.141	127.3	16.241	170.5	2:50.692	
9	4:31.596	108.5	26.755	122.6	16.029	171.8	5:14.380		19	14.340	134.4	25.674	128.0	28.420		1:08.434	Pit
10	14.186	137.2	26.005	124.8	16.201	171.0	56.392										

5 MICHELISZ					HUN			Honda Civic WTCC									
1	10:33.998	105.3	28.793	112.1	17.283	171.5	11:20.074		14	1:51.527	111.6	27.945	121.1	16.376	172.6	2:35.848	
2			41.640	125.3		172.6	58.051		15			42.289	113.3			1:06.979	Pit
3	14.019	140.2	26.266	117.5	17.170	174.8	57.455		16	1:47.527		31.537	118.2	17.317	170.7	2:36.381	
4	13.940	140.4	24.249	133.6	15.925	174.0	54.114		17			49.702	104.8		170.7	1:08.048	
5	14.224	129.3	25.714	127.7	27.333		1:07.271	Pit	18	14.090	138.6	24.920	131.6	16.552	172.3	55.562	
6	1:45.825	102.0	29.501	97.6	19.465	172.1	2:34.791		19	14.065	133.0	24.735	129.0	16.254	172.1	55.054	
7	14.776	121.3	24.940	119.1	17.302	172.6	57.018		20	13.973	136.8	24.890	129.1	16.235	171.8	55.098	
8	14.336	133.0	24.422	136.0	17.522	174.0	56.280		21	14.090	131.7	25.089	127.0	16.427	171.0	55.606	
9	13.925	138.2	24.626	131.8	24.610		1:03.161	Pit	22	14.074	133.0	25.045	129.3	16.309	171.8	55.428	
10	1:41.440	108.7	27.984	128.8	15.983	173.4	2:25.407		23	14.171	133.7	25.141	128.0	16.496	171.0	55.808	
11	13.992	138.6	24.428	132.5	16.012	172.9	54.432		24	14.486	128.2	26.407	119.7	23.049		1:03.942	Pit
12	14.044	131.4	24.679	133.1	16.029	172.3	54.752										
13			42.516	111.8			1:08.062	Pit									



Circuit Length - 2.243 kilometres
Suzuka

Weather/Track: Sun 26C/Dry 31C

2013 FIA World Touring Car Championship

Free Practice 1 - Sector Analysis Report

Lap S1 Time S1 Spd S2 Time S2 Spd S3 Time S3 Spd Lap Time Pit Lap S1 Time S1 Spd S2 Time S2 Spd S3 Time S3 Spd Lap Time Pit

10 THOMPSON

GBR

Lada Granta

1	10:55.132	99.9	28.513	98.2	37.455	171.2	12:01.100	10	2:47.644	102.2	28.069	119.0	16.582	173.1	3:32.295
2	14.327	131.9	24.075	130.7	15.866	172.9	54.268	11	14.215	135.1	24.497	131.0	16.058	170.5	54.770
3	15.303	109.3	28.253	117.8	25.798		1:09.354 Pit	12	14.668	121.9	27.535	116.6	23.131		1:05.334 Pit
4	2:19.759		36.211	127.9	16.266	172.6	3:12.236	13	3:47.508	105.4	28.377	117.3	16.686	171.8	4:32.571
5	14.177	135.6	24.206	134.3	15.898	172.3	54.281	14	14.259	133.7	24.750	129.4	16.124	171.2	55.133
6	15.443	110.6	28.476	117.6	24.820		1:08.739 Pit	15	14.989	115.3	26.844	122.6	21.627		1:03.460 Pit
7	3:00.803	96.8	29.612	122.9	16.336	172.9	3:46.751	16	2:15.139		31.363	115.7	16.613	171.8	3:03.115
8	14.132	133.5	24.273	131.2	16.041	171.2	54.446	17	15.270	120.1	27.539	111.5	28.946		1:11.755 Pit
9	17.266	100.0	27.324	104.0	26.116		1:10.706 Pit								

12 MULLER

FRA

Chevrolet Cruze

1	10:37.487	91.3	33.353	96.1	26.158		11:36.998 Pit	11	14.194	129.6	29.194	122.1	16.645	170.2	1:00.033
2	2:51.900	96.4	32.519	99.5	20.269	108.8	3:44.688	12	14.244	133.9	24.245	133.3	15.766	169.7	54.255
3	27.780	111.3	30.261	108.1	17.962	170.5	1:16.003	13	14.633	121.6	26.022	120.2	25.851		1:06.506 Pit
4			43.009	122.6		171.0	59.550	14	3:29.847	120.2	26.127	119.6	16.402	170.5	4:12.376
5	15.875	110.3	34.369	90.7	27.883		1:18.127 Pit	15			43.894	116.8		170.7	1:01.026
6	2:13.123	100.0	30.444	111.2	17.987	169.4	3:01.554	16	14.242	134.9	24.322	135.1	15.846	170.5	54.410
7	14.254	134.4	24.136	133.6	15.711	171.2	54.101	17	14.127	133.7	24.348	133.9	15.974	169.9	54.449
8	14.028	135.9	24.177	135.1	15.736	170.7	53.941	18	15.942	118.2	29.209	103.2	25.762		1:10.913 Pit
9	14.838	122.7	29.646	111.1	23.470		1:07.954 Pit								
10	4:21.362	110.7	32.488	103.8	18.429	169.1	5:12.279								


14 NASH

GBR

Chevrolet Cruze

I

1	10:39.763	103.0	32.564	93.5	20.440	170.2	11:32.767	13	14.309	138.8	24.849	129.9	16.219	169.4	55.377
2	14.508	133.2	24.437	132.6	15.737	170.5	54.682	14	14.495	129.8	24.734	131.3	16.148	169.1	55.377
3	14.397	128.2	25.526	132.3	15.844	170.7	55.767	15	14.336	133.0	25.069	130.4	16.130	168.4	55.535
4	14.330	137.0	24.592	133.6	15.817	169.7	54.739	16	14.564	134.9	25.317	122.1	24.330		1:04.211 Pit
5	14.383	132.9	24.950	129.9	18.536	144.8	57.869	17	2:33.552	127.3	25.312	131.5	16.697	170.2	3:15.561
6	15.637	118.6	26.543	128.2	24.074		1:06.254 Pit	18	14.262	136.1	24.729	132.5	16.330	168.9	55.321
7	4:21.206	122.0	25.060	132.8	16.626	170.5	5:02.892	19	14.265	136.5	25.079	129.9	16.292	169.1	55.636
8	14.347	135.8	24.497	132.3	15.850	169.4	54.694	20	14.305	134.9	25.036	128.2	16.270	169.1	55.611
9	14.419	133.2	24.762	130.5	15.958	169.4	55.139	21	14.331	134.7	25.234	131.0	16.356	165.6	55.921
10	14.222	136.6	24.739	132.9	15.999	169.4	54.960	22	16.813	100.2	30.019	93.2	29.302		1:16.134 Pit
11	14.302	131.1	25.997	119.0	26.261		1:06.560 Pit								
12	3:19.669		36.300	124.2	16.459	169.7	4:12.428								



Circuit Length - 2.243 kilometres
Suzuka

Weather/Track: Sun 26C/Dry 31C

Printed at 09:39, Saturday, 21 September, 2013

© MST Systems Ltd, 2005 (www.mstworld.com)

Page 3

2013 FIA World Touring Car Championship

Free Practice 1 - Sector Analysis Report

Lap S1 Time S1 Spd S2 Time S2 Spd S3 Time S3 Spd Lap Time Pit Lap S1 Time S1 Spd S2 Time S2 Spd S3 Time S3 Spd Lap Time Pit

15 CORONEL							NLD		BMW 320 TC							
1	10:58.567	104.2	30.489	120.7	17.340	169.7	11:46.396		13	2:47.015	112.5	28.165	123.2	16.087	170.2	3:31.267
2	14.279	136.1	24.234	118.6	15.717	171.8	54.230		14	14.197	140.6	24.315	133.1	15.796	170.5	54.308
3	14.179	138.4	27.165	97.8	28.780		1:10.124 Pit		15	14.155	137.9	26.338	110.5	17.419	169.4	57.912
4	2:39.129	114.9	32.205	96.6	22.593	138.1	3:33.927		16	14.253	134.9	24.325	131.0	15.854	168.9	54.432
5	19.636	102.0	35.367	92.6	18.305	151.2	1:13.308		17	14.271	137.2	28.576		17.842	169.9	1:00.689
6	18.194	102.7	29.289	115.0	17.473	167.8	1:04.956		18	14.195	135.4	25.317	97.7	30.703		1:10.215 Pit
7	14.363	138.1	24.018	134.1	15.712	169.9	54.093		19	1:31.830	113.3	27.106	119.1	16.622	167.8	2:15.558
8	14.196	140.4	24.270	126.1	15.742	170.2	54.208		20	14.170	139.1	24.546	131.2	15.834	171.2	54.550
9	15.824	109.2	34.297	85.4	28.586		1:18.707 Pit		21	14.110	137.5	24.610	130.7	16.048	171.0	54.768
10	2:20.791	125.3	28.327	109.5	16.470	169.7	3:05.588		22	18.034	97.6	51.633		36.104		1:45.771 Pit
11	14.378	137.2	24.370	127.1	15.800	168.6	54.548									
12	14.287	134.2	28.574	77.4	34.147		1:17.008 Pit									

18 MONTEIRO							PRT		Honda Civic WTCC							
1	10:30.404	105.3	28.297	118.3	17.214	172.3	11:15.915		9	4:02.887	108.7	29.873	113.4	17.471	172.6	4:50.231
2	14.064	143.9	23.920	129.3	15.719	172.1	53.703		10	13.991	143.1	24.607	130.5	15.774	173.1	54.372
3	14.343	134.6	25.823	120.4	17.618	174.8	57.784		11	13.975	136.8	24.440	128.6	22.352		1:00.767 Pit
4	13.984	136.8	24.092	133.8	15.749	172.6	53.825		12	3:32.118	116.1	27.645	110.6	19.062	172.6	4:18.825
5	14.050	137.0	25.687	115.5	23.961		1:03.698 Pit		13	14.023	137.9	23.936	132.3	15.724	173.1	53.683
6	4:57.204	115.4	29.355	116.2	17.250	173.4	5:43.809		14	14.545	129.9	27.199	121.8	25.962		1:07.706 Pit
7	13.910	141.0	24.268	128.2	15.719	174.2	53.897									
8	13.978	135.6	26.138	109.9	25.380		1:05.496 Pit									

19 MONJE							ESP		SEAT Leon WTCC							I	
1	10:48.311	106.9	28.391	84.9	22.591	171.0	11:39.293		10	14.358	130.6	24.376	132.6	15.943	170.5	54.677	
2	14.533	126.5	24.805	133.1	16.153	171.2	55.491		11	14.176	134.7	24.529	130.5	16.031	171.5	54.736	
3	14.565	123.6	24.396	132.5	16.052	171.2	55.013		12	14.583	125.3	25.429	124.9	20.861		1:00.873 Pit	
4	14.443	124.5	24.434	131.0	15.987	171.0	54.864		13	9:45.559	118.3	24.754	131.0	16.465	169.9	10:26.778	
5	14.219	133.9	24.449	131.2	18.547	107.7	57.215		14	14.266	137.2	24.781	129.3	16.052	168.6	55.099	
6	21.367	86.7	29.949	119.0	17.873	172.1	1:09.189		15	14.266	134.6	24.726	130.7	16.094	169.1	55.086	
7	14.997	118.1	25.198	129.7	22.478		1:02.673 Pit		16	15.276	115.4	27.669	108.4	29.216		1:12.161 Pit	
8	5:43.640	117.2	25.267	117.6	19.269	172.1	6:28.176										
9	15.762	116.0	28.787	96.9	19.343	171.0	1:03.892										



Circuit Length - 2.243 kilometres
Suzuka

Weather/Track: Sun 26C/Dry 31C

2013 FIA World Touring Car Championship

Free Practice 1 - Sector Analysis Report

Lap S1 Time S1 Spd S2 Time S2 Spd S3 Time S3 Spd Lap Time Pit Lap S1 Time S1 Spd S2 Time S2 Spd S3 Time S3 Spd Lap Time Pit

22 BOARDMAN GBR SEAT Leon WTCC									I						
1	11:08.137	117.2	25.721	122.5	29.968	12:03.826	Pit	14	15.062	132.2	25.428	114.8	27.030	1:07.520	Pit
2	1:41.378	128.5	24.791	121.9	17.694	171.2	2:23.863	15	2:21.617	126.7	24.856	120.6	18.649	170.2	3:05.122
3	14.355	131.1	25.160	110.3	16.425	171.0	55.940	16	14.342	129.9	24.369	136.5	16.463	171.5	55.174
4	14.383	128.2	24.564	131.2	16.194	171.2	55.141	17	14.286	130.3	24.396	135.0	16.382	169.9	55.064
5	14.333	130.9	24.766	131.3	16.128	167.8	55.227	18	14.205	128.7	24.638	133.6	16.271	170.5	55.114
6	14.295	130.4	26.941	103.5	16.584	170.2	57.820	19	14.189	129.1	25.004	129.9	18.565	170.2	57.758
7	15.328	117.0	26.891	121.6	18.693	169.9	1:00.912	20	14.206	132.0	24.900	132.5	16.328	171.5	55.434
8	14.598	123.2	24.621	133.4	16.105	170.5	55.324	21	14.306	129.8	25.078	118.7	17.240	171.0	56.624
9	14.264	133.9	24.756	129.3	16.044	170.2	55.064	22	14.311	125.8	24.764	133.1	16.323	170.5	55.398
10	14.713	132.0	24.747	127.9	16.280	169.9	55.740	23	14.307	132.2	24.742	132.5	16.210	169.7	55.259
11	14.134	129.1	27.239	130.5	23.797	1:05.170	Pit	24	14.311	131.1	24.902	128.6	28.958	1:08.171	Pit
12	4:17.139	110.5	26.709	131.5	16.527	171.2	5:00.375								
13	14.293	132.7	24.509	125.9	18.242	158.2	57.044								

23 CHILTON GBR Chevrolet Cruze									I						
1	10:38.453	96.8	32.827	94.2	27.012	11:38.292	Pit	11	13.980	126.2	25.939	117.4	22.402	1:02.321	Pit
2	3:02.252	119.1	25.311	136.8	16.392	151.2	3:43.955	12	5:28.932	110.7	26.644	126.1	16.387	170.2	6:11.963
3	15.308	125.3	24.326	129.9	16.101	169.9	55.735	13	14.332	129.9	24.607	129.3	16.122	170.2	55.061
4	14.234	136.5	24.918	132.1	16.009	170.5	55.161	14	14.242	132.0	24.584	128.8	16.162	169.9	54.988
5	14.272	129.5	24.411	132.6	16.230	170.5	54.913	15	14.193	135.2	24.845	129.3	16.187	172.1	55.225
6	14.596	118.6	25.791	117.0	23.622	1:04.009	Pit	16	13.952	134.7	26.378	116.5	23.496	1:03.826	Pit
7	3:26.038	115.3	26.206	123.3	16.819	171.0	4:09.063	17	2:37.600	117.6	26.209	127.1	16.619	171.0	3:20.428
8	14.164	132.9	24.398	129.6	15.999	170.7	54.561	18	14.138	130.7	27.362	95.6	27.191	1:08.691	Pit
9	14.184	133.5	24.353	131.8	16.139	170.5	54.676								
10	14.104	134.9	24.718	127.3	16.143	172.1	54.965								

25 BENNANI MAR BMW 320 TC									I						
1	11:00.433	106.3	30.788	89.0	18.196	170.7	11:49.417	10	14.310	133.9	24.952	123.6	16.318	170.5	55.580
2	14.318	131.9	25.028	130.4	16.051	170.7	55.397	11	14.439	130.4	24.904	125.3	16.154	171.0	55.497
3	14.304	133.4	24.585	126.8	16.108	171.8	54.997	12	14.286	131.2	24.717	125.3	16.154	170.7	55.157
4	14.149	133.2	24.641	128.2	16.264	170.2	55.054	13	14.268	133.2	24.827	125.2	16.338	168.6	55.433
5	14.225	132.0	25.041	121.1	16.295	170.2	55.561	14	14.432	132.9	25.924	116.5	23.203	1:03.559	Pit
6	14.255	130.1	25.158	124.5	16.355	168.9	55.768	15	3:31.727	121.9	28.154	122.2	16.290	170.5	4:16.171
7	14.466	131.2	24.692	127.9	17.169	170.2	56.327	16	14.252	132.5	24.459	131.3	15.943	171.0	54.654
8	14.514	123.7	29.471	102.0	24.764	1:08.749	Pit	17	14.157	132.5	30.620	103.7	25.261	1:10.038	Pit
9	3:22.283	112.2	27.339	122.8	17.021	169.9	4:06.643								



Circuit Length - 2.243 kilometres
Suzuka

Weather/Track: Sun 26C/Dry 31C

2013 FIA World Touring Car Championship

Free Practice 1 - Sector Analysis Report

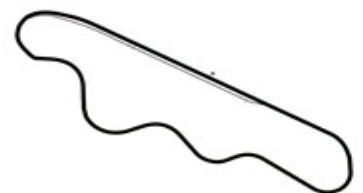
Lap S1 Time S1 Spd S2 Time S2 Spd S3 Time S3 Spd Lap Time Pit Lap S1 Time S1 Spd S2 Time S2 Spd S3 Time S3 Spd Lap Time Pit

38 BASSENG						DEU		SEAT Leon WTCC							
1	10:47.524	104.4	30.990	85.4	24.408	148.8	11:42.922	7	3:30.039	121.7	28.764	100.2	17.197	172.9	4:16.000
2	22.713		31.954	111.3	17.881	158.2	1:12.548	8	14.079	139.3	25.088	124.9	16.114	171.2	55.281
3	17.835	110.7	28.038	118.3	24.073		1:09.946 Pit	9	14.133	139.0	25.001	129.6	16.054	171.8	55.188
4	1:22.261	125.9	26.307	127.6	18.827	171.0	2:07.395	10	14.164	137.5	24.887	129.6	21.369		1:00.420 Pit
5	14.155	142.3	24.837	130.8	16.162	172.1	55.154								
6	14.038	146.2	2:18.581	126.5	22.249		2:54.868 Pit								

55 O'YOUNG						HKG		BMW 320 TC						I	
1	10:59.907	115.4	30.192	109.6	18.141	168.1	11:48.240	12			48.450	107.7		170.2	1:05.493
2	14.381	136.5	24.841	129.6	16.053	169.9	55.275	13	14.181	142.1	24.912	131.5	16.491	166.1	55.584
3	14.250	140.2	24.801	129.0	15.941	171.0	54.992	14	14.358	136.6	24.942	130.2	16.101	169.1	55.401
4	14.145	142.1	24.850	134.3	16.137	171.0	55.132	15	14.230	141.0	25.020	130.5	16.123	169.7	55.373
5	14.377	129.0	33.238	108.2	18.034	167.1	1:05.649	16	14.260	135.9	25.024	133.3	16.418	168.1	55.702
6	14.560	135.1	29.418	117.0	25.740		1:09.718 Pit	17	14.379	137.9	25.049	122.6	27.214		1:06.642 Pit
7	3:45.334	121.7	26.864	122.5	16.594	169.9	4:28.792	18	2:36.457	105.8	30.570	107.6	17.046	169.4	3:24.073
8	14.280	143.9	24.901	132.8	16.011	170.2	55.192	19	14.199	140.4	25.097	127.6	16.132	170.7	55.428
9	14.128	141.9	24.766	132.3	15.948	171.0	54.842	20	14.241	138.4	28.599	115.5	28.837		1:11.677 Pit
10	14.128	136.3	24.686	130.8	25.720		1:04.534 Pit								
11	2:15.590	121.7	32.874	102.9	18.100	169.1	3:06.564								

60 SOUZA						MAC		Chevrolet Cruze LT						I	
1	11:19.475	115.6	29.685	116.2	19.053	160.7	12:08.213	8	15.032	137.5	24.879	132.3	16.669	162.4	56.580
2	15.253	133.7	27.058	117.3	17.746	165.3	1:00.057	9	15.168	134.0	24.823	122.8	16.617	164.1	56.608
3	15.018	127.6	24.797	124.5	16.167	165.8	55.982	10	15.039	135.4	24.861	130.2	16.554	165.3	56.454
4	15.096	133.9	24.840	119.0	16.525	163.1	56.461	11	15.598	137.2	25.128	124.9	16.443	165.6	57.169
5	15.197	137.0	25.066	131.5	25.030		1:05.293 Pit	12	14.987	134.9	25.742	96.6	26.050		1:06.779 Pit
6	5:59.704	116.5	25.694	132.9	16.583	165.1	6:41.981								
7	15.020	130.9	24.719	129.7	16.498	163.8	56.237								

61 NG						MAC		Chevrolet Cruze LT						I	
1	11:18.221	101.9	30.480	114.8	19.007	161.2	12:07.708	10	14.866	125.3	25.748	123.0	16.662	165.8	57.276
2	15.154	129.6	27.645	95.5	18.598	164.8	1:01.397	11	14.689	133.2	25.689	121.2	16.398	164.1	56.776
3	14.945	130.3	25.578	130.7	16.355	165.6	56.878	12	14.885	133.4	26.058	117.6	16.692	164.6	57.635
4	14.941	130.6	25.039	128.5	16.521	164.1	56.501	13	14.960	131.7	25.941	121.6	16.565	162.9	57.466
5	14.943	133.0	27.278	124.9	16.845	164.8	59.066	14	15.949	125.9	27.616	122.1	25.369		1:08.934 Pit
6	15.138	129.3	25.320	130.4	16.505	164.1	56.963	15	5:47.476	117.2	27.975	122.6	16.730	164.6	6:32.181
7	15.123	131.2	25.090	130.7	16.378	165.1	56.591	16	15.054	132.5	25.719	120.3	16.699	164.1	57.472
8	15.211	119.8	26.485	118.7	16.872	164.6	58.568	17	14.918	132.4	53.569	113.9	25.840		1:34.327 Pit
9	15.048	127.1	26.447	122.9	17.230	165.1	58.725								



Circuit Length - 2.243 kilometres
Suzuka

Weather/Track: Sun 26C/Dry 31C

2013 FIA World Touring Car Championship

Free Practice 1 - Sector Analysis Report

Lap S1 Time S1 Spd S2 Time S2 Spd S3 Time S3 Spd Lap Time Pit Lap S1 Time S1 Spd S2 Time S2 Spd S3 Time S3 Spd Lap Time Pit

66 BADARACO							MAC			Chevrolet Cruze LT					I
1	11:17.783	97.2	30.615	110.6	19.715	127.7	12:08.113	11	14.981	129.1	24.675	131.8	16.502	165.1	56.158
2	20.166	93.3	31.530	111.2	28.205		1:19.901 Pit	12	14.953	131.2	24.645	127.7	16.603	162.9	56.201
3	1:35.553	119.8	25.861	127.4	16.368	163.8	2:17.782	13	14.863	134.7	24.766	125.3	26.428		1:06.057 Pit
4	15.170	129.0	24.537	125.3	16.437	165.1	56.144	14	3:00.202	108.3	30.371	118.2	19.593	147.8	3:50.166
5	15.036	131.1	25.004	132.9	16.575	165.1	56.615	15	17.212	112.8	25.996	127.9	16.483	161.9	59.691
6	15.334	121.2	33.494	107.3	16.615	165.3	1:05.443	16	14.998	131.9	25.344	124.3	16.520	163.6	56.862
7	14.956	134.7	27.304	105.2	18.271	164.6	1:00.531	17	15.284	128.7	26.801	125.0	16.380	161.9	58.465
8	15.223	129.6	24.719	126.7	16.187	166.1	56.129	18	16.696	118.6	26.317	126.1	23.924		1:06.937 Pit
9	14.921	133.2	24.634	125.6	16.144	165.6	55.699								
10	14.886	132.5	25.235	129.1	16.073	166.1	56.194								

67 YOSHIMOTO							JPN			Chevrolet Cruze					I
1	10:44.493	104.1	31.194	97.7	22.252	171.0	11:37.939	10	14.197	139.7	27.113	103.3	18.462	169.7	59.772
2	14.139	139.0	24.296	130.8	16.085	171.0	54.520	11	14.169	136.6	26.665	133.1	16.158	169.4	56.992
3	14.012	142.7	24.288	131.8	16.197	169.9	54.497	12	14.202	137.2	24.847	129.6	16.279	169.1	55.328
4	14.101	132.0	31.912	122.6	16.224	169.9	1:02.237	13	14.342	133.2	25.000	129.7	16.280	168.9	55.622
5	14.060	140.6	25.267	132.1	16.084	169.7	55.411	14	14.426	139.5	25.109	123.9	24.045		1:03.580 Pit
6	14.173	134.0	24.798	131.6	16.829	142.2	55.800	15	52.871	131.9	25.231	128.2	22.552		1:40.654 Pit
7	23.857	91.5	40.010	83.9	31.558		1:35.425 Pit	16	56.706	140.2	25.163	129.7	23.528		1:45.397 Pit
8	13:07.871	131.4	25.235	132.9	16.335	168.4	13:49.441								
9	14.282	138.4	24.400	132.0	16.047	169.4	54.729								

68 KANO							JPN			BMW 320 TC					I
1	11:07.504	102.5	30.057	129.9	18.540	167.3	11:56.101	15	14.408	137.9	24.807	134.6	16.010	168.9	55.225
2	14.866	124.6	24.978	134.1	16.116	167.8	55.960	16	14.363	137.5	25.161	132.3	16.175	169.4	55.699
3	14.680	132.0	24.611	132.5	15.743	169.9	55.034	17	14.205	136.8	27.332	103.9	16.760	167.3	58.297
4	14.296	137.9	24.388	133.3	55.344	116.6	1:34.028	18	14.410	132.7	25.125	130.0	16.248	168.6	55.783
5	20.287	121.2	26.110	129.7	16.342	169.4	1:02.739	19	14.397	135.2	25.163	130.8	16.334	169.7	55.894
6	14.408	139.9	25.138	129.1	16.936	168.6	56.482	20	15.017	135.4	25.015	129.1	16.223	168.9	56.255
7	14.580	133.4	24.728	132.9	16.107	167.6	55.415	21	14.435	134.4	25.037	129.9	16.118	169.9	55.590
8	14.754	127.6	27.112	113.4	18.021	168.4	59.887	22	14.326	134.9	25.152	129.6	16.432	169.7	55.910
9	14.471	135.8	24.824	132.0	16.140	169.7	55.435	23	15.007	133.0	25.631	129.1	19.527	159.3	1:00.165
10	14.276	138.2	24.741	131.0	16.123	169.7	55.140	24	15.837	120.4	30.003	121.1	18.555	142.2	1:04.395
11	14.288	134.6	25.005	130.2	16.191	170.5	55.484	25	16.696	126.4	27.201	123.3	16.824	165.6	1:00.721
12	14.314	132.4	25.006	130.2	17.241	168.1	56.561	26	14.555	136.5	25.151	131.2	16.148	169.1	55.854
13	14.420	136.8	25.932	124.2	26.478		1:06.830 Pit	27	16.763	107.9	44.646		42.994		1:44.403 Pit
14	4:34.983	123.2	25.636	131.5	16.281	167.8	5:16.900								



Circuit Length - 2.243 kilometres
Suzuka

Weather/Track: Sun 26C/Dry 31C

2013 FIA World Touring Car Championship

Free Practice 1 - Sector Analysis Report

Lap S1 Time S1 Spd S2 Time S2 Spd S3 Time S3 Spd Lap Time Pit Lap S1 Time S1 Spd S2 Time S2 Spd S3 Time S3 Spd Lap Time Pit

74 ORIOLA

ESP

Chevrolet Cruze

1	10:40.898	96.5	33.729	88.7	21.754	168.4	11:36.381	11	14.228	141.0	25.182	118.3	17.899	170.5	57.309
2	14.612	126.5	24.345	131.8	15.628	169.9	54.585	12	14.214	135.6	24.670	127.7	15.942	169.4	54.826
3	14.287	136.5	24.138	129.6	15.754	169.9	54.179	13	14.300	139.5	24.710	129.4	16.074	169.9	55.084
4	14.187	134.0	26.759	108.9	26.220		1:07.166 Pit	14	14.172	135.4	24.839	126.1	22.707		1:01.718 Pit
5	3:28.506	95.5	31.242	115.1	19.392	169.7	4:19.140	15	2:56.840	110.5	29.834	100.5	17.705	169.4	3:44.379
6	15.739	109.0	27.468	120.2	16.699	170.2	59.906	16	14.270	135.4	24.588	130.2	15.951	169.1	54.809
7	14.293	136.8	24.531	129.6	15.846	169.9	54.670	17	14.174	138.1	24.960	129.1	16.259	169.4	55.393
8	14.176	136.8	24.612	126.8	15.917	170.2	54.705	18	14.322	137.0	25.559	125.3	16.206	168.6	56.087
9	14.166	138.2	25.035	130.5	24.768		1:03.969 Pit	19	14.232	133.4	30.813	118.7	25.284		1:10.329 Pit
10	2:55.788	107.7	31.017	109.6	17.598	169.9	3:44.403								

77 MAK

MAC

BMW 320si

I

1	11:21.387	112.1	28.357	113.5	19.473	152.9	12:09.217	10	16.051	125.8	25.208	125.3	16.546	147.2	57.805
2	17.098	112.2	26.479	123.2	17.768	158.9	1:01.345	11	16.764	128.4	27.443	122.6	16.662	158.6	1:00.869
3	15.562	128.5	25.093	128.3	16.755	160.5	57.410	12	15.542	127.1	25.258	126.5	16.600	148.2	57.400
4	16.578	125.9	25.535	124.0	20.249	134.2	1:02.362	13	15.671	131.4	25.253	124.9	16.775	144.3	57.699
5	16.391	130.1	25.155	124.8	16.613	161.7	58.159	14	17.029	129.5	25.445	122.3	17.022	149.4	59.496
6	15.808	122.9	25.448	125.3	16.729	147.6	57.985	15	16.846	119.5	26.541	117.0	27.634		1:11.021 Pit
7	16.722	120.2	25.247	125.5	16.606	160.7	58.575	16	3:32.050	123.7	26.422	100.3	20.693	152.1	4:19.165
8	16.291	116.4	28.201	122.8	17.091	155.3	1:01.583	17	16.249	128.4	25.829	102.1	27.525		1:09.603 Pit
9	16.043	130.4	25.228	128.2	16.555	158.2	57.826								

88 HO

MAC

BMW 320si

I

1	11:09.380	117.6	27.257	131.2	18.522	165.1	11:55.159	14	14.904	127.4	25.226	131.0	16.428	165.3	56.558
2	14.975	125.5	25.390	132.1	16.383	165.1	56.748	15	15.042	121.7	25.352	131.5	16.517	165.3	56.911
3	15.091	131.1	25.077	133.8	16.812	164.8	56.980	16	15.182	129.1	25.330	130.4	16.472	164.6	56.984
4	14.896	125.6	25.788	132.1	17.511	153.3	58.195	17	14.914	127.1	25.485	129.0	17.392	164.6	57.791
5	15.225	131.4	25.864	130.7	16.447	164.3	57.536	18	15.035	122.7	25.548	129.4	16.649	165.3	57.232
6	14.981	125.5	25.401	130.2	16.315	166.1	56.697	19	14.962	128.5	25.420	130.2	16.992	160.3	57.374
7	14.917	131.5	25.294	132.0	16.365	167.1	56.576	20	16.370	129.0	26.232	125.8	23.009		1:05.611 Pit
8	15.401	118.9	30.878	131.8	16.402	164.3	1:02.681	21	2:15.098	114.8	25.809	133.9	16.504	165.6	2:57.411
9	16.020	108.0	29.231	107.0	23.277		1:08.528 Pit	22	14.986	127.1	25.312	129.6	16.335	165.1	56.633
10	2:50.719	126.1	25.457	128.6	16.484	165.3	3:32.660	23	14.898	128.1	25.380	130.5	16.579	164.8	56.857
11	14.718	130.3	24.968	125.9	16.316	164.8	56.002	24	14.787	130.6	26.180	100.6	20.002	164.8	1:00.969
12	14.906	130.1	26.043	128.5	16.603	164.6	57.552	25	14.902	127.1	26.117	121.9	23.382		1:04.401 Pit
13	14.825	128.8	25.183	130.0	16.403	164.6	56.411								

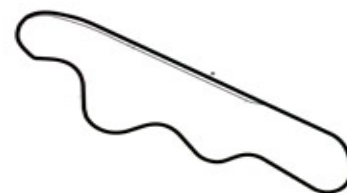
99 IZAWA

JPN

Honda Civic WTCC

I

1	10:31.752	105.3	28.115	119.9	16.948	172.1	11:16.815	9	14.337	134.2	24.252	127.6	15.950	168.4	54.539
2	14.152	131.4	24.071	129.9	15.653	168.9	53.876	10	14.991	130.6	24.963	124.2	21.712		1:01.666 Pit
3	15.353	132.0	25.652	126.8	22.674		1:03.679 Pit	11	5:23.007	124.5	26.357	130.4	16.327	168.6	6:05.691
4	4:09.953	116.0	26.614	129.6	15.980	170.7	4:52.547	12	14.256	136.1	24.311	132.0	15.781	168.6	54.348
5	15.213	120.5	25.179	129.1	15.940	170.2	56.332	13	14.619	135.4	24.834	126.7	21.181		1:00.634 Pit
6	14.370	133.5	24.297	133.8	16.027	166.1	54.694	14	2:28.983	124.0	25.870	101.2	17.733	168.1	3:12.586
7	14.880	123.3	25.698	127.0	22.761		1:03.339 Pit	15	14.497	134.7	24.925	112.6	31.347		1:10.769 Pit
8	5:38.904	123.6	26.076	129.4	16.214	170.5	6:21.194								



Circuit Length - 2.243 kilometres
Suzuka

Weather/Track: Sun 26C/Dry 31C

Printed at 09:39, Saturday, 21 September, 2013

© MST Systems Ltd, 2005 (www.mstworld.com)

Page 9

2013 FIA World Touring Car Championship Free Practice 1 - Best Sector Speeds Report

SECTOR 1				SECTOR 2				SECTOR 3				
POS	NO	NAME	SPEED	LAP	NO	NAME	SPEED	LAP	NO	NAME	SPEED	LAP
1	38	BASSENG	146.2	6	23	CHILTON	136.8	2	5	MICHELISZ	174.8	3
2	18	MONTEIRO	143.9	2	22	BOARDMAN	136.5	16	18	MONTEIRO	174.8	3
3	55	O'YOUNG	143.9	8	33	TANIGUCHI	136.1	7	10	THOMPSON	173.1	10
4	3	TARQUINI	143.1	11	5	MICHELISZ	136.0	8	1	HUFF	172.9	2
5	67	YOSHIMOTO	142.7	3	12	MULLER	135.1	8	38	BASSENG	172.9	7
6	33	TANIGUCHI	142.3	7	1	HUFF	134.6	8	8	KOZLOVSKIY	172.1	16
7	26	D'ASTE	141.2	16	68	KANO	134.6	15	19	MONJE	172.1	6
8	74	ORIOLA	141.0	11	10	THOMPSON	134.3	5	23	CHILTON	172.1	10
9	15	CORONEL	140.6	14	55	O'YOUNG	134.3	4	37	MUNNICH	172.1	3
10	5	MICHELISZ	140.4	4	15	CORONEL	134.1	7	99	IZAWA	172.1	1
11	68	KANO	139.9	6	26	D'ASTE	133.9	2	3	TARQUINI	171.8	9
12	9	MACDOWALL	139.7	3	88	HO	133.9	21	15	CORONEL	171.8	2
13	7	NG	138.8	15	18	MONTEIRO	133.8	4	25	BENNANI	171.8	3
14	14	NASH	138.8	13	99	IZAWA	133.8	6	22	BOARDMAN	171.5	16
15	8	KOZLOVSKIY	138.6	17	14	NASH	133.6	4	12	MULLER	171.2	7
16	60	SOUZA	137.5	8	9	MACDOWALL	133.4	13	55	O'YOUNG	171.0	3
17	19	MONJE	137.2	14	19	MONJE	133.1	2	67	YOSHIMOTO	171.0	1
18	23	CHILTON	136.5	4	67	YOSHIMOTO	133.1	11	9	MACDOWALL	170.7	2
19	1	HUFF	136.3	15	60	SOUZA	132.9	6	14	NASH	170.7	3
20	99	IZAWA	136.1	12	66	BADARACO	132.9	5	33	TANIGUCHI	170.7	11
21	12	MULLER	135.9	8	7	NG	132.1	15	68	KANO	170.5	11
22	10	THOMPSON	135.6	5	3	TARQUINI	132.0	2	74	ORIOLA	170.5	11
23	37	MUNNICH	135.2	20	8	KOZLOVSKIY	131.8	21	7	NG	170.2	2
24	66	BADARACO	134.7	7	74	ORIOLA	131.8	2	26	D'ASTE	169.9	1
25	22	BOARDMAN	133.9	9	37	MUNNICH	131.6	10	88	HO	167.1	7
26	25	BENNANI	133.9	10	25	BENNANI	131.3	16	66	BADARACO	166.1	8
27	61	NG	133.4	12	38	BASSENG	130.8	5	60	SOUZA	165.8	3
28	88	HO	131.5	7	61	NG	130.7	3	61	NG	165.8	10
29	77	MAK	131.4	13	77	MAK	128.3	3	77	MAK	161.7	5



Circuit Length - 2.243 kilometres
Suzuka

Weather/Track: Sun 26C/Dry 31C

2013 FIA World Touring Car Championship Free Practice 1 - Best Sector Times Report

POS	SECTOR 1			SECTOR 2			SECTOR 3			NAME	IDEAL/BEST LAP COMPARISON				
	NO	TIME	LAP	NO	TIME	LAP	NO	TIME	LAP		NO	IDEAL	BEST	LAP	DIFF
1	18	13.910	7	18	23.920	2	74	15.628	2	18	MONTEIRO	53.549	53.683	13	+ 0.134
2	5	13.925	9	15	24.018	7	26	15.647	2	15	CORONEL	53.840	54.093	7	+ 0.253
3	23	13.952	16	3	24.046	2	99	15.653	2	12	MULLER	53.875	53.941	8	+ 0.066
4	67	14.012	3	99	24.071	2	12	15.711	7	99	IZAWA	53.876	53.876	2	+ 0.000
5	12	14.028	8	10	24.075	2	15	15.712	7	74	ORIOLA	53.932	54.179	3	+ 0.247
6	38	14.038	6	12	24.136	7	18	15.719	2	3	TARQUINI	53.986	54.439	7	+ 0.453
7	1	14.066	11	74	24.138	3	14	15.737	2	26	D'ASTE	54.039	54.319	2	+ 0.280
8	3	14.090	11	26	24.229	2	68	15.743	3	10	THOMPSON	54.073	54.268	2	+ 0.195
9	15	14.110	21	5	24.249	4	9	15.815	3	5	MICHELISZ	54.099	54.114	4	+ 0.015
10	55	14.128	9	67	24.288	3	3	15.850	11	23	CHILTON	54.277	54.561	8	+ 0.284
11	10	14.132	8	23	24.326	3	1	15.863	5	1	HUFF	54.325	54.493	7	+ 0.168
12	22	14.134	11	22	24.369	16	10	15.866	2	68	KANO	54.336	55.034	3	+ 0.698
13	9	14.142	14	19	24.376	10	5	15.925	4	67	YOSHIMOTO	54.347	54.497	3	+ 0.150
14	25	14.149	4	68	24.388	4	55	15.941	3	9	MACDOWAL	54.356	54.554	7	+ 0.198
15	99	14.152	2	1	24.396	7	19	15.943	10	14	NASH	54.396	54.682	2	+ 0.286
16	26	14.163	3	9	24.399	7	25	15.943	16	19	MONJE	54.495	54.677	10	+ 0.182
17	74	14.166	9	14	24.437	2	8	15.996	12	22	BOARDMAN	54.547	55.064	9	+ 0.517
18	19	14.176	11	25	24.459	16	23	15.999	8	25	BENNANI	54.551	54.654	16	+ 0.103
19	8	14.197	17	66	24.537	4	7	16.024	16	8	KOZLOVSKI	54.733	55.026	12	+ 0.293
20	68	14.205	17	8	24.540	4	22	16.044	9	55	O'YOUNG	54.755	54.842	9	+ 0.087
21	33	14.214	7	7	24.622	2	67	16.047	9	7	NG	54.927	55.139	2	+ 0.212
22	14	14.222	10	55	24.686	10	38	16.054	9	38	BASSENG	54.929	55.154	5	+ 0.225
23	7	14.281	22	33	24.709	4	66	16.073	10	33	TANIGUCHI	55.034	55.156	7	+ 0.122
24	37	14.364	5	60	24.719	7	33	16.111	7	37	MUNNICH	55.403	55.616	10	+ 0.213
25	61	14.689	11	38	24.837	5	37	16.153	11	66	BADARACO	55.473	55.699	9	+ 0.226
26	88	14.718	11	37	24.886	10	60	16.167	3	60	SOUZA	55.873	55.982	3	+ 0.109
27	66	14.863	13	88	24.968	11	88	16.315	6	88	HO	56.001	56.002	11	+ 0.001
28	60	14.987	12	61	25.039	4	61	16.355	3	61	NG	56.083	56.501	4	+ 0.418
29	77	15.542	12	77	25.093	3	77	16.546	10	77	MAK	57.181	57.400	12	+ 0.219

'Perfect Lap' - 53.458



Circuit Length - 2.243 kilometres
Suzuka

Weather/Track: Sun 26C/Dry 31C

2013 FIA World Touring Car Championship
FREE PRACTICE 2

POS	NO	CLS	DRIVER	NAT	CAR	TIME	LAPS	GAP	KPH
1	12		Yvan MULLER	FRA	Chevrolet Cruze	54.076	18		149.32
2	9		Alex MACDOWALL	GBR	Chevrolet Cruze	54.279	15	0.203	148.76
3	5		Norbert MICHELISZ	HUN	Honda Civic WTCC	54.303	21	0.227	148.69
4	3		Gabriele TARQUINI	ITA	Honda Civic WTCC	54.309	22	0.233	148.68
5	19		Fernando MONJE	ESP	SEAT Leon WTCC	54.312	16	0.236	148.67
6	1		Robert HUFF	GBR	SEAT Leon WTCC	54.323	16	0.247	148.64
7	38		Marc BASSENG	DEU	SEAT Leon WTCC	54.324	19	0.248	148.64
8	23		Tom CHILTON	GBR	Chevrolet Cruze	54.340	19	0.264	148.59
9	18		Tiago MONTEIRO	PRT	Honda Civic WTCC	54.390	20	0.314	148.46
10	7		Charles NG	HKG	BMW 320 TC	54.395	25	0.319	148.44
11	14		James NASH	GBR	Chevrolet Cruze	54.408	17	0.332	148.41
12	10		James THOMPSON	GBR	Lada Granta	54.439	15	0.363	148.32
13	22		Tom BOARDMAN	GBR	SEAT Leon WTCC	54.519	17	0.443	148.11
14	55		Darryl O'YOUNG	HKG	BMW 320 TC	54.612	20	0.536	147.85
15	74		Pepe ORIOLA	ESP	Chevrolet Cruze	54.713	18	0.637	147.58
16	99		Takuya IZAWA	JPN	Honda Civic WTCC	54.749	14	0.673	147.48
17	15		Tom CORONEL	NLD	BMW 320 TC	54.875	26	0.799	147.14
18	25		Mehdi BENNANI	MAR	BMW 320 TC	55.079	27	1.003	146.60
19	33		Yukinori TANIGUCHI	JPN	BMW 320 TC	55.192	29	1.116	146.30
20	26		Stefano D'ASTE	ITA	BMW 320 TC	55.266	26	1.190	146.10
21	67		Hiroki YOSHIMOTO	JPN	Chevrolet Cruze	55.270	18	1.194	146.09
22	37		Rene MUNNICH	DEU	SEAT Leon WTCC	55.387	18	1.311	145.78
23	68		Masaki KANO	JPN	BMW 320 TC	55.555	22	1.479	145.34
24	8		Mikhail KOZLOVSKIY	RUS	Lada Granta	55.742	25	1.666	144.86
25	66		Jeronimo BADARACO	MAC	Chevrolet Cruze LT	56.371	29	2.295	143.24
26	60		Filipe de SOUZA	MAC	Chevrolet Cruze LT	56.573	18	2.497	142.73
27	88		Henry HO	MAC	BMW 320si	56.673	18	2.597	142.48
28	61		Kin Veng NG	MAC	Chevrolet Cruze LT	56.910	18	2.834	141.88
29	77		Ka Lok MAK	MAC	BMW 320si	57.524	7	3.448	140.37

Suzuka

For Media Information Purposes - No Regulatory Value.

Circuit Length = 2.2430 km.

Weather/Track: Sun 28C/Dry 49C

Start: 12:00 End: 12:30

Race Director:	Steward:	Timekeeper:	Issued at:
----------------	----------	-------------	------------

2013 FIA World Touring Car Championship

Free Practice 2 - Sector Analysis Report

Lap S1 Time S1 Spd S2 Time S2 Spd S3 Time S3 Spd Lap Time Pit Lap S1 Time S1 Spd S2 Time S2 Spd S3 Time S3 Spd Lap Time Pit

1 HUFF						GBR			SEAT Leon WTCC						
1	10:51.489	104.3	29.240	112.1	17.391	170.7	11:38.120	10	6:55.355	114.6	26.950	120.0	16.769	171.2	7:39.074
2	14.441	130.6	24.961	131.8	16.288	171.2	55.690	11	14.303	137.9	24.414	133.1	16.000	172.1	54.717
3	14.322	131.5	24.643	131.2	16.224	171.5	55.189	12	14.336	132.5	24.612	130.8	24.278		1:03.226 Pit
4	14.229	135.4	24.801	130.7	16.252	171.0	55.282	13	3:57.993	119.1	25.984	119.9	16.839	171.2	4:40.816
5	14.223	132.0	24.965	131.5	22.965		1:02.153 Pit	14	14.314	135.8	24.343	134.8	16.073	171.2	54.730
6	4:55.370	117.4	25.867	124.5	16.392	171.2	5:37.629	15	14.234	137.3	24.359	132.9	16.131	171.2	54.724
7	14.392	132.7	24.006	133.4	15.925	171.2	54.323	16	14.915	130.9	24.701	133.8	27.796		1:07.412 Pit
8	14.351	134.0	24.156	134.6	16.103	171.5	54.610								
9	14.310	138.6	25.795	123.8	23.655		1:03.760 Pit								

3 TARQUINI						ITA			Honda Civic WTCC						
1	10:44.037	116.7	28.330	120.6	16.864	169.4	11:29.231	13	3:13.238	111.6	28.364	120.7	17.016	171.5	3:58.618
2	14.492	135.1	25.989	123.3	16.412	170.2	56.893	14	14.361	133.0	24.323	130.2	15.722	172.6	54.406
3	14.314	138.2	24.690	129.1	16.149	171.2	55.153	15	14.329	137.0	24.167	131.8	15.813	170.7	54.309
4	14.373	134.6	24.711	127.7	16.173	170.2	55.257	16	14.973	124.5	27.084	115.0	17.004	168.9	59.061
5	14.242	136.6	24.786	127.1	25.191		1:04.219 Pit	17	14.530	136.3	25.188	119.9	16.077	169.1	55.795
6	3:12.179	114.1	27.339	119.7	16.975	170.7	3:56.493	18	15.020	126.2	26.270	123.5	16.293	171.5	57.583
7	14.370	129.9	24.609	129.1	16.086	170.2	55.065	19	14.232	137.3	24.446	129.7	16.100	169.9	54.778
8	14.308	131.4	26.729	116.6	19.005	157.5	1:00.042	20	14.347	133.4	24.528	128.5	16.023	170.5	54.898
9	16.619	123.9	26.163	123.5	22.733		1:05.515 Pit	21	14.264	137.0	24.701	126.1	16.246	171.2	55.211
10	3:47.302	116.3	26.101	122.9	16.509	169.4	4:29.912	22	15.527	121.7	27.173	125.3	31.801		1:14.501 Pit
11	14.367	132.9	24.850	126.5	16.178	169.9	55.395								
12	14.371	134.0	24.766	129.3	28.048		1:07.185 Pit								

5 MICHELISZ						HUN			Honda Civic WTCC						
1	10:47.244	96.0	30.620	101.0	18.431	164.3	11:36.295	12	14.114	141.2	24.487	129.1	16.009	172.1	54.610
2	15.934	122.2	27.056	120.2	18.273	148.6	1:01.263	13	14.200	134.7	26.724	112.2	23.921		1:04.845 Pit
3	18.616	112.6	26.559	120.8	17.385	140.0	1:02.560	14	2:22.745	117.6	27.026	122.2	17.143	170.2	3:06.914
4	18.686	119.1	26.658	122.3	17.104	162.6	1:02.448	15	14.180	139.7	24.454	131.8	16.055	171.5	54.689
5	14.861	135.9	25.305	125.3	23.355		1:03.521 Pit	16	14.146	137.0	24.479	131.3	16.169	171.0	54.794
6	2:13.624	114.6	25.706	128.3	17.082	171.8	2:56.412	17	14.170	136.1	24.662	125.9	16.224	171.2	55.056
7	14.221	139.9	24.180	129.1	15.902	172.1	54.303	18	14.204	134.7	24.656	129.6	16.127	170.5	54.987
8	14.084	137.2	24.326	130.8	15.952	171.0	54.362	19	14.202	134.9	24.744	126.4	16.193	171.0	55.139
9	14.113	134.7	26.289	122.9	24.935		1:05.337 Pit	20	14.156	135.9	24.830	128.5	16.281	171.2	55.267
10	3:08.553	111.0	27.725	125.2	16.273	171.8	3:52.551	21	14.082	137.0	28.893	126.8	24.516		1:07.491 Pit
11	14.210	137.0	24.401	132.0	15.858	172.3	54.469								



Circuit Length - 2.243 kilometres
Suzuka

Weather/Track: Sun 28C/Dry 49C

2013 FIA World Touring Car Championship

Free Practice 2 - Sector Analysis Report

Lap S1 Time S1 Spd S2 Time S2 Spd S3 Time S3 Spd Lap Time Pit Lap S1 Time S1 Spd S2 Time S2 Spd S3 Time S3 Spd Lap Time Pit

7 NG						HKG			BMW 320 TC						I
1	11:04.519	126.2	27.582	93.4	21.407	164.6	11:53.508	14	14.384	131.9	24.859	119.2	16.882	165.6	56.125
2	14.561	134.0	24.356	132.0	15.696	170.5	54.613	15	14.708	128.5	26.649	116.6	26.104		1:07.461 Pit
3	14.288	135.1	24.306	129.1	15.801	171.0	54.395	16	2:07.089	137.9	32.977	122.8	24.929	129.2	3:04.995
4	14.326	133.0	24.481	133.1	15.869	167.8	54.676	17			46.775	120.8		167.3	1:03.530
5	14.495	129.0	25.710	121.0	24.681		1:04.886 Pit	18	14.723	127.4	24.733	128.8	15.934	166.8	55.390
6	2:01.686	114.6	27.591	100.3	17.713	168.1	2:46.990	19	14.591	127.9	24.738	131.2	16.090	169.1	55.419
7	14.545	131.2	24.900	118.6	16.458	171.8	55.903	20	14.627	126.8	24.715	131.5	16.101	170.2	55.443
8	14.384	130.4	25.432	118.8	17.028	165.3	56.844	21	14.507	130.7	24.649	131.2	16.440	169.4	55.596
9	14.545	130.6	24.889	128.6	16.174	169.4	55.608	22	14.514	129.3	24.736	129.9	16.127	169.4	55.377
10	14.476	134.0	24.617	126.5	16.152	169.9	55.245	23	14.480	129.9	24.734	127.7	16.199	169.1	55.413
11	14.428	129.9	24.615	130.8	16.028	169.4	55.071	24	14.503	127.9	24.594	130.4	16.013	169.9	55.110
12	14.417	129.9	24.643	130.2	15.933	170.7	54.993	25	14.483	129.1	26.384	115.3	25.715		1:06.582 Pit
13	14.419	130.7	24.619	128.0	16.120	170.2	55.158								

8 KOZLOVSKIY						RUS			Lada Granta						I
1	10:56.755	98.8	29.511	122.5	22.522	162.2	11:48.788	14	14.676	130.4	25.914	117.4	23.275		1:03.865 Pit
2	17.944	129.1	32.385	121.0	17.882	162.4	1:08.211	15	3:11.043	119.0	26.198	123.9	16.769	169.9	3:54.010
3	19.815	96.4	27.841	128.8	16.806	170.7	1:04.462	16	14.305	137.5	25.052	131.6	16.499	170.2	55.856
4	15.189	113.8	27.959	113.3	16.988	170.5	1:00.136	17	14.349	129.1	25.245	130.7	16.373	168.1	55.967
5	14.431	139.3	25.120	129.6	16.331	169.1	55.882	18	14.491	134.9	25.267	128.6	16.318	170.5	56.076
6	14.593	133.4	25.005	127.0	16.353	169.9	55.951	19	14.399	135.9	26.288	116.5	17.169	169.7	57.856
7	14.375	139.0	25.034	128.5	16.333	169.4	55.742	20	14.487	133.4	25.320	130.2	16.353	167.3	56.160
8	14.396	134.9	26.209	114.9	24.623		1:05.228 Pit	21	14.423	137.5	25.299	130.0	16.327	168.9	56.049
9	3:17.173	124.2	26.959	132.3	16.439	170.7	4:00.571	22	14.343	128.5	25.404	126.2	16.468	168.4	56.215
10	14.388	136.3	24.992	129.0	16.381	169.4	55.761	23	14.289	140.2	25.389	127.4	16.420	168.6	56.098
11	14.403	139.5	25.081	127.7	16.459	170.5	55.943	24	14.433	130.7	25.568	125.9	16.525	168.1	56.526
12	14.516	130.4	24.975	129.9	16.424	169.9	55.915	25	16.544	126.4	26.321	116.1	26.556		1:09.421 Pit
13	14.390	134.4	25.223	131.5	16.547	169.7	56.160								

9 MACDOWALL						GBR			Chevrolet Cruze						I
1	10:49.434	95.0	32.588	100.9	21.448	170.2	11:43.470	9	14.393	134.4	24.662	132.3	16.082	169.7	55.137
2	14.339	132.5	24.741	134.1	16.320		55.400	10	14.894	124.0	26.446	130.0	21.427		1:02.767 Pit
3	14.134	137.3	24.710	124.8	23.374		1:02.218 Pit	11	2:16.435	103.0	26.593	124.6	16.768	169.9	2:59.796
4	2:12.129	117.3	30.101	119.1	17.556	171.0	2:59.786	12	14.432	133.2	24.885	127.9	16.017	171.2	55.334
5	14.318	134.2	24.138	137.4	15.823	171.8	54.279	13	14.171	136.3	24.720	129.7	16.206	170.7	55.097
6	14.885	129.5	27.883	114.4	27.999		1:10.767 Pit	14	14.344	139.7	25.575	127.1	22.078		1:01.997 Pit
7	8:17.475	125.3	25.882	125.6	16.915	163.1	9:00.272	15	1:46.256	106.2	33.984	95.4	28.798		2:49.038 Pit
8	14.268	135.9	24.694	134.8	16.147	168.9	55.109								



Circuit Length - 2.243 kilometres
Suzuka

Weather/Track: Sun 28C/Dry 49C

2013 FIA World Touring Car Championship

Free Practice 2 - Sector Analysis Report

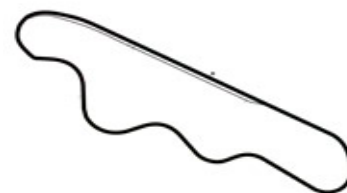
Lap S1 Time S1 Spd S2 Time S2 Spd S3 Time S3 Spd Lap Time Pit Lap S1 Time S1 Spd S2 Time S2 Spd S3 Time S3 Spd Lap Time Pit

10 THOMPSON							GBR		Lada Granta							
1	10:56.245	95.9	29.353	111.9	22.790	155.5	11:48.388	9	14.344	131.2	28.243	119.0	23.979	1:06.566	Pit	
2	17.812	115.1	31.087	109.3	17.544	167.1	1:06.443	10	2:35.747	103.6	27.894	123.3	16.644	170.2	3:20.285	
3	21.418	102.1	27.289	124.2	16.641	171.0	1:05.348	11	14.378	133.2	24.645	128.0	16.272	170.7	55.295	
4	14.981	122.3	25.483	126.5	16.500	172.1	56.964	12	14.387	130.3	25.925	103.0	25.872	1:06.184	Pit	
5	14.806	120.4	26.413	121.5	16.721	171.8	57.940	13	2:38.283	101.4	28.378	126.4	16.516	171.2	3:23.177	
6	14.435	129.9	25.646	115.1	25.665		1:05.746	Pit	14	14.409	132.9	24.155	131.2	15.875	171.0	54.439
7	2:49.568		30.497	112.5	16.751	170.7	3:36.816	15	15.030	119.7	28.672	88.5	27.827	1:11.529	Pit	
8	14.397	133.4	24.550	130.2	16.185	171.5	55.132									

12 MULLER							FRA		Chevrolet Cruze							
1	10:48.437	92.5	32.876	95.7	20.210	170.5	11:41.523	11	3:06.501	97.9	36.328	88.9	18.346	171.0	4:01.175	
2	14.133	135.2	24.336	132.9	18.363	170.7	56.832	12	14.147	131.5	24.026	135.6	15.903	171.5	54.076	
3	14.060	134.0	24.582	130.4	16.031	171.0	54.673	13	14.014	135.2	24.463	132.8	16.049	170.7	54.526	
4	14.112	131.2	24.803	128.6	16.220	171.0	55.135	14	14.117	134.6	26.651	110.5	24.693	1:05.461	Pit	
5	14.591	124.5	26.414	117.3	23.997		1:05.002	Pit	15	3:28.246	96.6	32.753	96.2	18.077	170.2	4:19.076
6	3:15.300	102.5	30.473	104.1	17.206	171.0	4:02.979	16	14.217	133.5	24.388	131.6	15.918	170.2	54.523	
7	14.223	132.0	24.442	130.7	15.975	170.2	54.640	17	14.201	132.7	24.649	126.5	15.985	171.2	54.835	
8			41.663	113.2			1:09.782	Pit	18	14.031	129.8	26.715	107.8	26.145	1:06.891	Pit
9	2:27.429	106.6	28.482	111.2	17.092	170.7	3:13.003									
10	14.150	132.5	26.363	123.2	23.714		1:04.227	Pit								

14 NASH							GBR		Chevrolet Cruze							I
1	10:50.072	89.3	32.324	99.5	21.885	169.4	11:44.281	10	3:31.385	127.6	25.004	130.8	16.193	170.7	4:12.582	
2	14.406	135.1	25.041	133.1	16.365	170.2	55.812	11	14.262	140.1	24.487	133.3	16.144	169.9	54.893	
3	14.333	132.5	24.727	129.1	16.086	169.1	55.146	12	14.353	135.4	24.726	133.3	16.240	168.9	55.319	
4	14.524	116.8	27.613	131.0	16.284	169.7	58.421	13	14.316	136.5	24.951	124.9	22.290	1:01.557	Pit	
5	14.416	130.1	24.949	116.4	25.498		1:04.863	Pit	14	4:09.154		28.592	120.8	24.216	5:01.962	Pit
6	3:25.844	116.5	25.799	133.6	16.169	171.2	4:07.812	15	2:29.328	126.2	24.885	132.6	23.918	3:18.131	Pit	
7	14.237	139.9	24.305	134.6	15.866	169.7	54.408	16	51.935	126.5	25.853	94.0	22.801	88.6	1:40.589	
8	14.272	135.4	24.439	132.9	16.064	169.1	54.775	17	17.218	137.7	27.259	97.6	26.415	1:10.892	Pit	
9	15.650	119.0	27.301	117.3	26.083		1:09.034	Pit								

15 CORONEL							NLD		BMW 320 TC							
1	10:57.669	85.3	32.361	82.2	24.095	122.1	11:54.125	15	14.343	138.6	24.728	129.4	16.038	168.4	55.109	
2	21.872	83.2	35.875	112.4	19.734	133.4	1:17.481	16	14.359	134.4	24.855	130.5	16.066	168.9	55.280	
3	17.918	122.2	31.879	105.8	17.118	167.8	1:06.915	17	14.521	131.2	27.058	127.7	16.840	167.6	58.419	
4	14.393	139.1	27.462	125.8	16.293	168.9	58.148	18	14.429	131.2	24.797	127.4	16.120	169.7	55.346	
5	14.333	134.7	24.477	131.8	16.065	169.4	54.875	19	14.401	137.7	25.265	127.7	16.276	168.9	55.942	
6	14.442	135.4	24.649	128.8	16.039	168.4	55.130	20	14.399	140.6	24.868	127.1	16.021	169.7	55.288	
7	14.383	134.2	24.509	127.1	29.022		1:07.914	Pit	21	14.345	137.3	24.731	128.2	16.062	168.6	55.138
8	1:52.581	95.5	31.154	111.9	16.564	167.1	2:40.299	22	14.349	138.6	24.996	126.4	16.194	170.5	55.539	
9	14.546	138.4	24.518	129.1	15.996	168.9	55.060	23	14.352	134.2	25.034	129.1	16.157	168.4	55.543	
10	14.511	135.4	24.627	128.5	16.000	168.6	55.138	24	14.351	134.4	24.762	127.3	16.472	167.3	55.585	
11	14.430	131.4	24.736	127.3	16.083	168.9	55.249	25	14.407	133.4	24.905	124.2	16.199	168.6	55.511	
12	14.793	125.5	28.571	88.6	35.083		1:18.447	Pit	26	16.289	117.3	33.617	75.3	34.911	1:24.817	Pit
13	3:27.766	127.7	26.130	114.4	16.444	167.3	4:10.340									
14	14.320	139.5	25.114	129.6	16.282	167.1	55.716									



Circuit Length - 2.243 kilometres
Suzuka

Weather/Track: Sun 28C/Dry 49C

Printed at 12:37, Saturday, 21 September, 2013

© MST Systems Ltd, 2005 (www.mstworld.com)

Page 3

2013 FIA World Touring Car Championship

Free Practice 2 - Sector Analysis Report

Lap S1 Time S1 Spd S2 Time S2 Spd S3 Time S3 Spd Lap Time Pit Lap S1 Time S1 Spd S2 Time S2 Spd S3 Time S3 Spd Lap Time Pit

18 MONTEIRO						PRT		Honda Civic WTCC							
1	10:45.769	106.5	28.991	104.2	17.955	171.5	11:32.715	12	3:02.872	111.3	33.893	104.6	16.853	172.3	3:53.618
2	14.390	137.5	24.370	130.8	15.975	172.3	54.735	13	14.376	131.2	24.118	128.3	15.896	172.3	54.390
3	14.177	138.1	24.491	127.9	16.020	171.8	54.688	14	14.253	135.6	24.264	127.7	15.950	172.1	54.467
4	14.239	133.7	25.111	125.5	23.415		1:02.765 Pit	15	14.208	137.3	25.574	114.1	23.418		1:03.200 Pit
5	3:57.452	108.9	27.685	115.5	17.725	172.3	4:42.862	16	1:28.275	115.1	27.001	112.1	16.935	172.1	2:12.211
6	14.230	135.8	24.392	130.0	16.265	171.0	54.887	17	14.470	125.6	30.494	110.3	17.545	172.1	1:02.509
7	14.256	134.0	24.615	126.1	16.085	171.0	54.956	18	14.283	137.2	24.507	128.6	16.036	172.6	54.826
8			43.520	112.2			1:07.149 Pit	19	14.160	136.3	24.450	127.1	16.133	169.4	54.743
9	3:57.178	107.4	27.633	113.5	17.048	171.0	4:41.859	20	14.769	127.1	26.285	108.6	30.483		1:11.537 Pit
10	14.283	135.9	24.592	127.9	16.110	171.8	54.985								
11	14.270	133.4	24.531	127.0	24.688		1:03.489 Pit								

19 MONJE						ESP		SEAT Leon WTCC						I	
1	10:53.013	100.0	29.504	104.0	17.857	170.7	11:40.374	10	14.279	136.5	24.199	131.3	15.834	169.9	54.312
2	14.435	128.2	24.856	131.5	16.646	170.2	55.937	11	14.301	131.4	24.374	130.2	16.114	171.0	54.789
3	14.460	130.4	24.751	130.4	16.179	169.9	55.390	12	14.208	135.1	24.672	127.7	18.361	148.2	57.241
4	14.379	131.2	24.941	126.1	16.391	169.1	55.711	13	17.826	119.3	26.466	125.2	21.523		1:05.815 Pit
5	16.568	116.5	26.075	121.2	24.881		1:07.524 Pit	14	2:14.024	125.5	24.641	129.1	16.896	172.1	2:55.561
6	10:41.750	111.0	25.204	128.6	16.466	170.2	11:23.420	15	14.122	135.4	24.441	129.4	16.067	172.1	54.630
7	14.341	132.7	24.809	128.5	16.341	169.9	55.491	16	15.468	116.4	28.617	92.8	26.098		1:10.183 Pit
8	14.442	132.9	25.095	125.8	26.211		1:05.748 Pit								
9	2:56.675	115.8	28.839	108.2	16.762	171.2	3:42.276								

22 BOARDMAN						GBR		SEAT Leon WTCC						I	
1	11:08.580	124.9	27.035	99.1	21.364	170.5	11:56.979	10	14.469	125.8	25.181	127.9	16.430	171.2	56.080
2	14.400	129.5	26.519	103.8	17.463	173.1	58.382	11	14.314	128.4	24.972	123.6	18.106	170.5	57.392
3	15.390	106.2	27.834	117.9	18.027	172.1	1:01.251	12	14.246	131.4	24.925	128.3	27.329		1:06.500 Pit
4	14.273	131.7	24.760	134.1	16.500	172.3	55.533	13	4:44.858	109.5	28.511	115.1	18.142	163.8	5:31.511
5	14.258	133.7	24.733	133.6	16.169	172.1	55.160	14	15.173	125.8	26.908	125.0	18.622	174.2	1:00.703
6	14.224	130.6	24.828	135.1	16.162	171.5	55.214	15	14.257	131.2	24.235	132.1	16.154	172.1	54.646
7	14.269	130.6	24.754	128.0	16.369	171.2	55.392	16	14.149	133.0	24.303	127.1	16.067	173.4	54.519
8	14.276	132.7	25.142	127.3	19.834	169.4	59.252	17	16.235	123.7	26.705	115.4	25.674		1:08.614 Pit
9	14.310	130.9	25.029	133.9	16.493	170.7	55.832								

23 CHILTON						GBR		Chevrolet Cruze							
1	10:49.044	86.4	32.687	97.6	20.798	171.8	11:42.529	11	3:43.335	112.8	31.247	120.6	17.702	171.2	4:32.284
2	14.129	139.5	24.518	135.0	16.591	171.8	55.238	12	14.222	133.0	24.107	136.7	16.011	172.6	54.340
3	14.094	134.2	24.531	132.6	16.268	171.2	54.893	13	14.096	136.1	25.030	117.6	17.808	171.2	56.934
4	14.038	135.6	24.814	126.4	16.255	171.2	55.107	14	14.310	122.9	24.522	132.6	15.983	171.8	54.815
5	14.048	134.4	24.956	129.3	22.490		1:01.494 Pit	15	14.230	127.4	24.759	125.5	23.647		1:02.636 Pit
6	5:12.003	120.2	26.393	108.8	18.251	170.7	5:56.647	16	3:33.689	123.3	26.224	126.1	16.350	170.7	4:16.263
7	14.300	128.2	24.794	130.2	16.271	171.0	55.365	17			43.557	125.0		170.7	1:00.079
8	14.158	130.9	29.203	118.7	17.569	171.0	1:00.930	18	14.271	129.6	24.404	133.1	16.156	170.7	54.831
9	14.191	130.6	24.872	130.4	16.384	171.0	55.447	19	14.206	137.3	24.754	122.1	22.587		1:01.547 Pit
10	14.286	129.3	25.845	120.8	23.374		1:03.505 Pit								



Circuit Length - 2.243 kilometres
Suzuka

Weather/Track: Sun 28C/Dry 49C

2013 FIA World Touring Car Championship

Free Practice 2 - Sector Analysis Report

Lap	S1 Time	S1 Spd	S2 Time	S2 Spd	S3 Time	S3 Spd	Lap Time	Pit	Lap	S1 Time	S1 Spd	S2 Time	S2 Spd	S3 Time	S3 Spd	Lap Time	Pit	
99 IZAWA									JPN Honda Civic WTCC									I
1	10:46.157	104.5	29.405	97.0	18.671	170.2	11:34.233		9	14.463	134.4	24.610	126.8	16.056	167.8	55.129		
2	14.465	133.7	24.296	129.1	15.988	167.6	54.749		10	15.177	135.4	25.239	124.3	21.746		1:02.162	Pit	
3	14.525	132.4	24.595	126.7	16.196	168.6	55.316		11	5:29.153	125.9	25.407	125.9	16.074	167.3	6:10.634		
4	5:06.147	119.4	26.812	122.3	16.623	168.6	5:49.582		12	14.409	138.8	24.896	126.5	16.213	166.3	55.518		
5	14.479	132.2	24.679	125.9	16.352	166.3	55.510		13	14.491	131.5	24.764	122.9	16.422	167.8	55.677		
6	14.571	132.0	24.731	124.9	16.331	166.3	55.633		14	14.729	130.9	24.798	125.5	24.669		1:04.196	Pit	
7	14.738	127.0	25.161	125.2	23.517		1:03.416	Pit										
8	7:09.058	130.4	26.524	114.8	17.066	166.6	7:52.648											

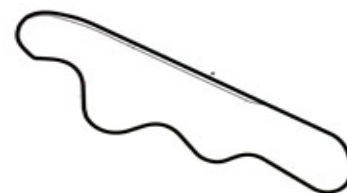


Circuit Length - 2.243 kilometres
Suzuka

Weather/Track: Sun 28C/Dry 49C

2013 FIA World Touring Car Championship Free Practice 2 - Best Sector Speeds Report

SECTOR 1				SECTOR 2				SECTOR 3				
POS	NO	NAME	SPEED	LAP	NO	NAME	SPEED	LAP	NO	NAME	SPEED	LAP
1	61	NG	142.9	16	9	MACDOWALL	137.4	5	22	BOARDMAN	174.2	14
2	33	TANIGUCHI	141.4	24	23	CHILTON	136.7	12	38	BASSENG	173.4	18
3	38	BASSENG	141.4	3	33	TANIGUCHI	136.0	27	3	TARQUINI	172.6	14
4	55	O'YOUNG	141.4	11	12	MULLER	135.6	12	18	MONTEIRO	172.6	18
5	5	MICHELISZ	141.2	12	22	BOARDMAN	135.1	6	23	CHILTON	172.6	12
6	68	KANO	140.8	4	1	HUFF	134.8	14	5	MICHELISZ	172.3	11
7	15	CORONEL	140.6	20	37	MUNNICH	134.8	7	37	MUNNICH	172.3	17
8	8	KOZLOVSKIY	140.2	23	14	NASH	134.6	7	1	HUFF	172.1	11
9	14	NASH	140.1	11	55	O'YOUNG	134.4	13	10	THOMPSON	172.1	4
10	60	SOUZA	140.1	12	60	SOUZA	134.4	8	19	MONJE	172.1	14
11	9	MACDOWALL	139.7	14	66	BADARACO	134.3	4	7	NG	171.8	7
12	26	D'ASTE	139.7	16	38	BASSENG	133.9	5	9	MACDOWALL	171.8	5
13	23	CHILTON	139.5	2	26	D'ASTE	133.3	4	12	MULLER	171.5	12
14	74	ORIOLA	138.8	3	7	NG	133.1	4	14	NASH	171.2	6
15	99	IZAWA	138.8	12	8	KOZLOVSKIY	132.3	9	33	TANIGUCHI	171.0	2
16	1	HUFF	138.6	9	5	MICHELISZ	132.0	11	74	ORIOLA	171.0	1
17	67	YOSHIMOTO	138.4	9	3	TARQUINI	131.8	15	8	KOZLOVSKIY	170.7	3
18	3	TARQUINI	138.2	3	15	CORONEL	131.8	5	25	BENNANI	170.7	21
19	18	MONTEIRO	138.1	3	68	KANO	131.6	10	15	CORONEL	170.5	22
20	7	NG	137.9	16	19	MONJE	131.5	2	55	O'YOUNG	170.5	6
21	19	MONJE	136.5	10	10	THOMPSON	131.2	14	26	D'ASTE	170.2	13
22	88	HO	136.5	16	74	ORIOLA	131.2	3	99	IZAWA	170.2	1
23	66	BADARACO	136.1	27	18	MONTEIRO	130.8	2	67	YOSHIMOTO	169.9	11
24	25	BENNANI	135.8	14	88	HO	130.5	9	68	KANO	168.9	4
25	12	MULLER	135.2	2	67	YOSHIMOTO	130.2	3	60	SOUZA	165.3	15
26	22	BOARDMAN	133.7	5	99	IZAWA	129.1	2	66	BADARACO	165.3	4
27	10	THOMPSON	133.4	8	77	MAK	128.5	4	88	HO	164.8	11
28	37	MUNNICH	132.9	10	25	BENNANI	126.7	4	61	NG	163.8	3
29	77	MAK	128.4	6	61	NG	126.5	14	77	MAK	158.2	6



Circuit Length - 2.243 kilometres
Suzuka

Weather/Track: Sun 28C/Dry 49C

2013 FIA World Touring Car Championship Free Practice 2 - Best Sector Times Report

POS	NO	SECTOR 1			SECTOR 2			SECTOR 3			NAME	IDEAL/BEST LAP COMPARISON			
		TIME	LAP	NO	TIME	LAP	NO	TIME	LAP	NO		IDEAL	BEST	LAP	DIFF
1	12	14.014	13	1	24.006	7	7	15.696	2	12	MULLER	53.943	54.076	12	+ 0.133
2	23	14.038	4	12	24.026	12	3	15.722	14	9	MACDOWAL	54.095	54.279	5	+ 0.184
3	38	14.050	13	23	24.107	12	9	15.823	5	5	MICHELISZ	54.120	54.303	7	+ 0.183
4	5	14.082	21	18	24.118	13	19	15.834	10	3	TARQUINI	54.121	54.309	15	+ 0.188
5	19	14.122	15	9	24.138	5	55	15.853	2	23	CHILTON	54.128	54.340	12	+ 0.212
6	9	14.134	3	10	24.155	14	5	15.858	11	1	HUFF	54.154	54.323	7	+ 0.169
7	74	14.141	3	3	24.167	15	14	15.866	7	19	MONJE	54.155	54.312	10	+ 0.157
8	22	14.149	16	5	24.180	7	10	15.875	14	18	MONTEIRO	54.174	54.390	13	+ 0.216
9	18	14.160	19	19	24.199	10	18	15.896	13	38	BASSENG	54.215	54.324	12	+ 0.109
10	55	14.196	18	38	24.205	12	12	15.903	12	55	O'YOUNG	54.263	54.612	6	+ 0.349
11	67	14.213	15	55	24.214	2	74	15.919	17	7	NG	54.290	54.395	3	+ 0.105
12	1	14.223	5	22	24.235	15	1	15.925	7	10	THOMPSON	54.374	54.439	14	+ 0.065
13	3	14.232	19	99	24.296	2	38	15.960	12	14	NASH	54.408	54.408	7	+ 0.000
14	14	14.237	7	14	24.305	7	23	15.983	14	22	BOARDMAN	54.451	54.519	16	+ 0.068
15	25	14.261	19	7	24.306	3	99	15.988	2	74	ORIOLA	54.546	54.713	17	+ 0.167
16	7	14.288	3	15	24.477	5	15	15.996	9	99	IZAWA	54.693	54.749	2	+ 0.056
17	8	14.289	23	74	24.486	17	26	16.019	4	15	CORONEL	54.793	54.875	5	+ 0.082
18	15	14.320	14	33	24.592	28	33	16.049	25	25	BENNANI	54.965	55.079	19	+ 0.114
19	10	14.344	9	25	24.601	23	22	16.067	16	33	TANIGUCHI	54.985	55.192	28	+ 0.207
20	33	14.344	28	37	24.732	7	25	16.103	19	67	YOSHIMOTO	55.133	55.270	3	+ 0.137
21	26	14.386	13	67	24.763	3	37	16.106	7	26	D'ASTE	55.175	55.266	4	+ 0.091
22	99	14.409	12	26	24.770	5	68	16.148	4	37	MUNNICH	55.331	55.387	7	+ 0.056
23	68	14.450	21	68	24.879	5	67	16.157	12	68	KANO	55.477	55.555	5	+ 0.078
24	37	14.493	5	66	24.951	5	8	16.318	18	8	KOZLOVSKI	55.582	55.742	7	+ 0.160
25	60	14.729	13	60	24.961	9	60	16.347	12	60	SOUZA	56.037	56.573	15	+ 0.536
26	61	14.751	6	8	24.975	12	66	16.360	4	66	BADARACO	56.121	56.371	5	+ 0.250
27	66	14.810	27	77	25.274	5	61	16.386	9	61	NG	56.463	56.910	10	+ 0.447
28	88	14.825	5	88	25.309	13	88	16.447	15	88	HO	56.581	56.673	5	+ 0.092
29	77	15.422	6	61	25.326	12	77	16.561	5	77	MAK	57.257	57.524	6	+ 0.267

'Perfect Lap' - 53.716



Circuit Length - 2.243 kilometres
Suzuka

Weather/Track: Sun 28C/Dry 49C

**2013 FIA World Touring Car Championship
QUALIFYING 1 - PROVISIONAL CLASSIFICATION**

POS	NO	CLS	DRIVER	NAT	CAR	TIME	LAPS	GAP	KPH
1	12		Yvan MULLER	FRA	Chevrolet Cruze	53.228	7		151.70
2	5		Norbert MICHELISZ	HUN	Honda Civic WTCC	53.341	8	0.113	151.38
3	3		Gabriele TARQUINI	ITA	Honda Civic WTCC	53.382	9	0.154	151.26
4	15		Tom CORONEL	NLD	BMW 320 TC	53.405	6	0.177	151.19
5	14	I	James NASH	GBR	Chevrolet Cruze	53.405	9	0.177	151.19
6	23		Tom CHILTON	GBR	Chevrolet Cruze	53.417	6	0.189	151.16
7	18		Tiago MONTEIRO	PRT	Honda Civic WTCC	53.430	6	0.202	151.12
8	74		Pepe ORIOLA	ESP	Chevrolet Cruze	53.449	6	0.221	151.07
9	25	I	Mehdi BENNANI	MAR	BMW 320 TC	53.604	6	0.376	150.63
10	10		James THOMPSON	GBR	Lada Granta	53.685	12	0.457	150.41
11	9	I	Alex MACDOWALL	GBR	Chevrolet Cruze	53.696	5	0.468	150.38
12	1		Robert HUFF	GBR	SEAT Leon WTCC	53.711	10	0.483	150.33
13	7	I	Charles NG	HKG	BMW 320 TC	53.733	9	0.505	150.27
14	38		Marc BASSENG	DEU	SEAT Leon WTCC	53.812	10	0.584	150.05
15	99		Takuya IZAWA	JPN	Honda Civic WTCC	53.827	12	0.599	150.01
16	19	I	Fernando MONJE	ESP	SEAT Leon WTCC	53.870	12	0.642	149.89
17	67	I	Hiroki YOSHIMOTO	JPN	Chevrolet Cruze	53.986	13	0.758	149.57
18	26	I	Stefano D'ASTE	ITA	BMW 320 TC	53.991	11	0.763	149.55
19	55	I	Darryl O'YOUNG	HKG	BMW 320 TC	54.027	13	0.799	149.45
20	37	I	Rene MUNNICH	DEU	SEAT Leon WTCC	54.158	14	0.930	149.09
21	68	I	Masaki KANO	JPN	BMW 320 TC	54.263	12	1.035	148.80
22	8		Mikhail KOZLOVSKIY	RUS	Lada Granta	54.292	14	1.064	148.72
23	22	I	Tom BOARDMAN	GBR	SEAT Leon WTCC	54.395	12	1.167	148.44
24	33	I	Yukinori TANIGUCHI	JPN	BMW 320 TC	54.471	13	1.243	148.24
25	66	I	Jeronimo BADARACO	MAC	Chevrolet Cruze LT	55.257	10	2.029	146.13
26	88	I	Henry HO	MAC	BMW 320si	55.611	14	2.383	145.20
27	60	I	Filipe de SOUZA	MAC	Chevrolet Cruze LT	55.672	14	2.444	145.04
28	61	I	Kin Veng NG	MAC	Chevrolet Cruze LT	56.103	15	2.875	143.92
29	77	I	Ka Lok MAK	MAC	BMW 320si	56.478	7	3.250	142.97

QUALIFICATION MAXIMA

56.953

Suzuka

Subject to technical scrutineering. For Media Information Purposes - No Regulatory Value.

Circuit Length = 2.2430 km.

Weather/Track: Sun 28C/Dry 36C

Start: 15:30 End: 15:50

Race Director:	Steward:	Timekeeper:	Issued at:
----------------	----------	-------------	------------

**2013 FIA World Touring Car Championship
QUALIFYING 1 RESULT**

POS	NO	CLS	DRIVER	NAT	CAR	TIME	LAPS	GAP	KPH
1	12		Yvan MULLER	FRA	Chevrolet Cruze	53.228	7		151.70
2	5		Norbert MICHELISZ	HUN	Honda Civic WTCC	53.341	8	0.113	151.38
3	3		Gabriele TARQUINI	ITA	Honda Civic WTCC	53.382	9	0.154	151.26
4	15		Tom CORONEL	NLD	BMW 320 TC	53.405	6	0.177	151.19
5	14	I	James NASH	GBR	Chevrolet Cruze	53.405	9	0.177	151.19
6	23		Tom CHILTON	GBR	Chevrolet Cruze	53.417	6	0.189	151.16
7	18		Tiago MONTEIRO	PRT	Honda Civic WTCC	53.430	6	0.202	151.12
8	74		Pepe ORIOLA	ESP	Chevrolet Cruze	53.449	6	0.221	151.07
9	25	I	Mehdi BENNANI	MAR	BMW 320 TC	53.604	6	0.376	150.63
10	10		James THOMPSON	GBR	Lada Granta	53.685	12	0.457	150.41
11	9	I	Alex MACDOWALL	GBR	Chevrolet Cruze	53.696	5	0.468	150.38
12	1		Robert HUFF	GBR	SEAT Leon WTCC	53.711	10	0.483	150.33
13	7	I	Charles NG	HKG	BMW 320 TC	53.733	9	0.505	150.27
14	38		Marc BASSENG	DEU	SEAT Leon WTCC	53.812	10	0.584	150.05
15	99		Takuya IZAWA	JPN	Honda Civic WTCC	53.827	12	0.599	150.01
16	19	I	Fernando MONJE	ESP	SEAT Leon WTCC	53.870	12	0.642	149.89
17	67	I	Hiroki YOSHIMOTO	JPN	Chevrolet Cruze	53.986	13	0.758	149.57
18	26	I	Stefano D'ASTE	ITA	BMW 320 TC	53.991	11	0.763	149.55
19	55	I	Darryl O'YOUNG	HKG	BMW 320 TC	54.027	13	0.799	149.45
20	37	I	Rene MUNNICH	DEU	SEAT Leon WTCC	54.158	14	0.930	149.09
21	68	I	Masaki KANO	JPN	BMW 320 TC	54.263	12	1.035	148.80
22	8		Mikhail KOZLOVSKIY	RUS	Lada Granta	54.292	14	1.064	148.72
23	22	I	Tom BOARDMAN	GBR	SEAT Leon WTCC	54.395	12	1.167	148.44
24	33	I	Yukinori TANIGUCHI	JPN	BMW 320 TC	54.471	13	1.243	148.24
25	66	I	Jeronimo BADARACO	MAC	Chevrolet Cruze LT	55.257	10	2.029	146.13
26	88	I	Henry HO	MAC	BMW 320si	55.611	14	2.383	145.20
27	60	I	Filipe de SOUZA	MAC	Chevrolet Cruze LT	55.672	14	2.444	145.04
28	61	I	Kin Veng NG	MAC	Chevrolet Cruze LT	56.103	15	2.875	143.92
29	77	I	Ka Lok MAK	MAC	BMW 320si	56.478	7	3.250	142.97

QUALIFICATION MAXIMA

56.953

Suzuka

Circuit Length = 2.2430 km.

Start: 15:30 End: 15:50

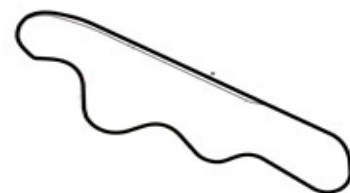
Weather/Track: Sun 28C/Dry 36C

Steward:	Steward:	Steward:	Issued at:
----------	----------	----------	------------

2013 FIA World Touring Car Championship

Qualifying 1 - Sector Analysis Report

Lap	S1 Time	S1 Spd	S2 Time	S2 Spd	S3 Time	S3 Spd	Lap Time	Pit	Lap	S1 Time	S1 Spd	S2 Time	S2 Spd	S3 Time	S3 Spd	Lap Time	Pit
1 HUFF GBR SEAT Leon WTCC																	
1	10:51.941	104.1	33.029	94.1	21.578	172.9	11:46.548		7	14.097	138.6	24.246	123.3	23.042		1:01.385	Pit
2	14.082	140.2	28.835	103.6	16.901	173.7	59.818		8	3:57.334	115.4	26.169	117.8	17.521	172.9	4:41.024	
3	14.082	139.1	24.172	129.7	15.801	174.2	54.055		9	14.188	137.2	23.747	134.4	19.771	171.8	57.706	
4	14.288	133.5	29.632	122.1	25.211		1:09.131	Pit	10	14.162	138.1	24.773	120.0	23.701		1:02.636	Pit
5	6:25.811	115.9	25.636	119.2	17.587	171.5	7:09.034										
6	14.157	136.1	23.774	134.3	15.780	172.9	53.711										
3 TARQUINI ITA Honda Civic WTCC																	
1	10:38.970	108.4	29.933	92.0	18.948	170.5	11:27.851		6	21.754	111.9	27.774	112.9	26.066		1:15.594	Pit
2	14.378	136.1	24.203	132.1	16.094	171.0	54.675		7	7:30.095	105.4	30.033	119.2	17.795	172.6	8:17.923	
3	14.252	139.0	24.751	130.5	22.924		1:01.927	Pit	8	14.201	139.5	23.572	135.1	15.609	173.7	53.382	
4	2:44.204	100.9	29.619	111.4	17.154	171.8	3:30.977		9	14.897	119.5	28.117	113.5	25.714		1:08.728	Pit
5	14.193	140.1	23.743	134.1	15.689	172.3	53.625										
5 MICHELISZ HUN Honda Civic WTCC																	
1	10:43.935	83.5	34.022	93.2	19.632	173.4	11:37.589		6	14.972	123.4	27.201	115.3	26.511		1:08.684	Pit
2	14.076	143.3	24.021	134.3	15.766	172.9	53.863		7	8:07.776	118.6	25.859	124.8	16.973	168.9	8:50.608	
3	14.025	142.3	24.088	133.8	24.145		1:02.258	Pit	8	14.323	134.7	24.742	131.2	24.115		1:03.180	Pit
4	2:41.716	95.8	30.522	101.5	18.520	173.7	3:30.758										
5	14.034	141.6	23.706	133.3	15.601	173.4	53.341										
7 NG HKG BMW 320 TC																	
1	10:56.870	118.7	30.024	82.0	25.580	170.7	11:52.474		6	14.259	141.9	23.904	135.5	15.570	171.2	53.733	
2	14.323	135.6	24.561	127.9	16.590	170.2	55.474		7	14.120	137.9	24.263	128.5	15.642	168.9	54.025	
3	14.157	140.2	24.198	131.2	15.810	172.1	54.165		8	14.714	125.6	25.730	125.5	26.628		1:07.072	Pit
4	14.324	131.4	24.566	130.8	26.661		1:05.551	Pit	9	5:08.846	132.4	24.774	94.1	19.231	154.2	5:52.851	
5	5:54.707	140.4	25.645	115.0	16.854	171.0	6:37.206										
8 KOZLOVSKIY RUS Lada Granta																	
1	10:53.986	104.7	30.119	115.5	19.131	172.1	11:43.236		9	2:46.456	135.6	28.303	122.8	16.526	172.1	3:31.285	
2	14.257	141.6	24.544	130.0	15.829	171.0	54.630		10	14.271	138.1	23.870	137.0	16.151	165.3	54.292	
3	14.230	137.5	24.415	132.0	15.842	169.1	54.487		11	14.519	139.3	24.396	131.8	19.855		58.770	Pit
4	15.362	119.3	25.778	122.9	26.196		1:07.336	Pit	12	1:54.974	122.2	29.532	107.0	16.921	172.3	2:41.427	
5	1:58.893	114.3	27.312	124.5	17.946	150.4	2:44.151		13	14.396	132.0	24.115	132.8	15.973	171.2	54.484	
6	16.711	120.8	27.106	120.6	16.155	171.2	59.972		14	14.320	136.6	24.546	131.3	18.034	132.3	56.900	
7	14.498	132.4	24.133	136.3	15.962	170.5	54.593										
8	14.412	134.2	24.636	123.0	25.631		1:04.679	Pit									
9 MACDOWALL GBR Chevrolet Cruze																	
1	10:48.281	110.0	31.795	97.3	19.652	174.0	11:39.728		4	14:56.032	117.8	27.739	113.7	17.645	172.9	15:41.416	
2	13.938	143.5	24.089	133.4	15.675	173.7	53.702		5	14.055	140.4	23.954	133.4	15.687	172.9	53.696	
3	14.030	139.3	24.722	129.6	23.650		1:02.402	Pit									



Circuit Length - 2.243 kilometres
Suzuka

Weather/Track: Sun 28C/Dry 36C

2013 FIA World Touring Car Championship

Qualifying 1 - Sector Analysis Report

Lap S1 Time S1 Spd S2 Time S2 Spd S3 Time S3 Spd Lap Time Pit Lap S1 Time S1 Spd S2 Time S2 Spd S3 Time S3 Spd Lap Time Pit

10 THOMPSON							GBR		Lada Granta							
1	10:55.035	102.8	38.506	72.0	34.219	172.9	12:07.760		8	14.203	135.1	23.830	130.7	15.756	173.4	53.789
2	14.279	135.9	23.904	130.8	15.910	172.6	54.093		9	15.063	117.8	27.987	118.8	28.967		1:12.017 Pit
3	15.142	113.8	27.315	116.2	23.148		1:05.605 Pit		10	2:47.939	101.6	28.635	124.0	16.609	174.2	3:33.183
4	2:03.215	97.9	31.469	105.2	17.578	174.0	2:52.262		11	14.185	137.9	23.692	130.2	15.808	171.2	53.685
5	14.130	134.4	24.000	131.3	15.980	173.7	54.110		12	15.135	113.7	32.124	108.7	29.939		1:17.198 Pit
6	15.564	113.7	27.469	117.0	24.226		1:07.259 Pit									
7	2:26.474	107.8	27.869	119.2	17.046	174.2	3:11.389									

12 MULLER							FRA		Chevrolet Cruze							
1	10:46.549	84.7	32.985	94.2	19.235	174.2	11:38.769		5	10:51.361	103.9	31.128	94.8	17.341	174.2	11:39.830
2	14.029	132.7	23.929	133.6	15.622	174.2	53.580		6	13.948	133.5	23.605	138.4	15.675	173.1	53.228
3	13.819	139.1	24.158	132.9	15.880	172.6	53.857		7	14.200	128.5	28.161	113.9	27.250		1:09.611 Pit
4	15.871	111.9	29.661	102.4	26.057		1:11.589 Pit									

14 NASH							GBR		Chevrolet Cruze							I
1	10:48.803	106.4	32.688	88.6	20.066	173.4	11:41.557		6	14.374	128.7	24.860	131.8	23.133		1:02.367 Pit
2	13.983	141.7	24.132	138.3	15.814	172.6	53.929		7	3:14.916	114.5	26.551	119.7	16.532	172.6	3:57.999
3	13.986	137.0	24.342	121.1	25.038		1:03.366 Pit		8	14.042	138.6	23.698	136.5	15.665	172.6	53.405
4	8:39.225		28.356	131.2	16.024	174.8	9:23.605		9	14.672	126.1	25.085	129.6	23.085		1:02.842 Pit
5	14.058	138.8	23.844	137.7	15.830	173.4	53.732									

15 CORONEL							NLD		BMW 320 TC							
1	15:52.359	112.5	27.821	115.9	16.478	169.9	16:36.658		5	14.230	141.7	23.598	134.3	15.577	170.7	53.405
2	14.421	137.2	24.062	131.8	15.571	170.5	54.054		6	14.815	120.4	34.000	90.2	29.268		1:18.083 Pit
3	14.226	141.7	25.045	92.7	26.988		1:06.259 Pit									
4	2:44.150	133.7	25.889	93.6	17.431	171.2	3:27.470									

18 MONTEIRO							PRT		Honda Civic WTCC							
1	10:40.395	98.4	29.895	80.1	19.305	172.1	11:29.595		5	14.192	136.8	23.541	131.2	15.697	173.4	53.430
2	14.310	137.7	24.538	129.9	15.879	171.2	54.727		6	14.402	128.5	27.469	109.7	24.400		1:06.271 Pit
3	14.210	137.2	24.645	126.4	24.302		1:03.157 Pit									
4	2:08.405	109.0	28.869	111.8	16.601	174.2	2:53.875									

19 MONJE							ESP		SEAT Leon WTCC							I
1	10:53.303	111.0	32.669	90.5	23.715	171.5	11:49.687		8	14.130	136.3	23.872	131.8	15.868	171.8	53.870
2	14.424	130.6	24.290	131.8	15.737	171.5	54.451		9	14.588	124.0	25.229	125.3	22.799		1:02.616 Pit
3	14.733	124.3	24.601	131.0	24.055		1:03.389 Pit		10	2:30.363		31.491	123.6	16.608	172.9	3:18.462
4	3:45.841	123.0	25.661	122.3	17.899	171.0	4:29.401		11	14.200	135.4	27.848	124.8	17.056	172.6	59.104
5	14.330	132.0	23.987	132.3	15.852	170.2	54.169		12	14.186	134.2	23.977	132.5	15.812	170.2	53.975
6	15.184	114.1	26.725	119.1	26.296		1:08.205 Pit									
7	1:59.397		28.738	130.8	16.144	173.1	2:44.279									



Circuit Length - 2.243 kilometres
Suzuka

Weather/Track: Sun 28C/Dry 36C

2013 FIA World Touring Car Championship

Qualifying 1 - Sector Analysis Report

Lap S1 Time S1 Spd S2 Time S2 Spd S3 Time S3 Spd Lap Time Pit Lap S1 Time S1 Spd S2 Time S2 Spd S3 Time S3 Spd Lap Time Pit

22 BOARDMAN GBR SEAT Leon WTCC I															
1	11:00.870	125.0	32.958	80.0	21.072	167.1	11:54.900	8	4:01.230	120.0	25.684	129.7	17.989	170.7	4:44.903
2	15.474	129.6	26.156	117.4	18.534	172.3	1:00.164	9	14.222	136.5	24.130	132.1	16.043	174.2	54.395
3	14.315	130.6	24.154	126.1	15.965	172.3	54.434	10	14.085	135.1	24.390	129.6	16.264	172.1	54.739
4	14.318	129.3	24.959	125.8	24.081		1:03.358 Pit	11	14.730	124.6	28.260	105.6	21.231	142.6	1:04.221
5	4:19.753	107.9	26.006	131.5	18.348	174.0	5:04.107	12	15.006	137.2	24.956	116.2	18.053	124.8	58.015
6	14.260	135.1	24.162	124.2	16.044	172.9	54.466								
7	14.211	133.0	25.121	118.6	22.975		1:02.307 Pit								

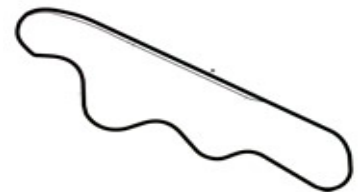
23 CHILTON GBR Chevrolet Cruze I															
1	10:47.379	82.1	33.515	89.8	19.997	174.2	11:40.891	5	13.974	137.9	23.643	137.2	15.800	173.1	53.417
2	13.956	137.7	23.728	139.5	15.822	174.0	53.506	6	14.649	122.7	25.890	116.9	24.667		1:05.206 Pit
3	14.079	133.9	24.753	106.0	27.734		1:06.566 Pit								
4	11:50.862	110.3	33.148	94.4	18.045	174.2	12:42.055								

25 BENNANI MAR BMW 320 TC I															
1	15:52.846	108.5	28.371	118.3	16.837	172.1	16:38.054	5	14.089	139.5	23.846	130.8	15.669	172.3	53.604
2	14.202	137.3	23.862	131.8	15.693	171.8	53.757	6	14.107	136.3	25.214	112.6	25.078		1:04.399 Pit
3	14.111	138.2	25.062	101.4	29.241		1:08.414 Pit								
4	2:50.413	124.0	27.179	109.6	17.088	173.7	3:34.680								

26 D'ASTE ITA BMW 320 TC I															
1	10:56.589	114.0	36.402		30.006	168.9	12:02.997	7	14.302	139.1	23.996	135.1	15.693	169.7	53.991
2	14.379	140.8	24.121	136.1	26.668		1:05.168 Pit	8	14.312	137.9	24.237	132.5	23.007		1:01.556 Pit
3	3:01.526	111.6	29.392	110.3	17.255	173.1	3:48.173	9	2:45.172	106.3	28.809	128.3	17.168	168.6	3:31.149
4	14.324	138.6	24.047	135.1	15.826	170.5	54.197	10	14.317	141.6	23.912	132.9	15.909	161.4	54.138
5	14.725	134.2	25.187	118.2	24.545		1:04.457 Pit	11	14.454	142.3	27.407	110.6	27.662		1:09.523 Pit
6	2:42.751	136.8	30.194	79.3	18.498	171.2	3:31.443								

33 TANIGUCHI JPN BMW 320 TC I															
1	10:54.690	107.1	33.121	87.2	28.052	166.1	11:55.863	8	3:07.442	133.0	25.882	102.8	21.517	149.4	3:54.841
2	14.728	132.2	26.414	115.4	26.795		1:07.937 Pit	9	16.177	136.1	26.999	122.8	16.614	170.2	59.790
3	2:47.776	100.0	30.339	117.6	17.181	168.9	3:35.296	10	14.334	141.0	24.253	137.4	15.884	168.4	54.471
4	14.374	139.1	24.523	137.0	15.976	168.9	54.873	11	14.299	140.8	24.259	137.9	16.027	168.9	54.585
5	14.284	141.6	24.435	135.3	16.330	169.7	55.049	12	14.335	138.4	24.627	135.6	16.023	168.9	54.985
6	14.278	141.2	24.487	133.6	16.104	168.9	54.869	13	14.646	129.6	25.373	121.9	28.935		1:08.954 Pit
7	14.695	132.2	25.112	128.8	21.917		1:01.724 Pit								

37 MUNNICH DEU SEAT Leon WTCC I															
1	10:53.611	107.4	33.960	79.1	29.237	171.2	11:56.808	9	2:14.653	122.0	24.843	126.4	16.438	172.6	2:55.934
2	14.387	131.9	26.463	112.0	19.307	172.6	1:00.157	10	14.332	135.6	24.115	136.0	15.937	172.1	54.384
3	14.252	135.6	24.313	133.8	15.943	173.4	54.508	11	14.369	132.9	24.771	120.3	22.813		1:01.953 Pit
4	14.375	127.9	25.212	123.0	25.184		1:04.771 Pit	12	1:35.051	111.2	28.875	123.3	16.587	173.1	2:20.513
5	2:03.555	120.5	25.504	125.0	16.817	174.0	2:45.876	13	14.116	139.7	24.295	134.1	15.747	172.9	54.158
6	14.218	141.7	25.988	123.8	16.816	171.0	57.022	14	14.292	128.5	24.718	121.6	24.792		1:03.802 Pit
7	14.479	126.2	24.078	136.3	16.022	174.0	54.579								
8	16.351	118.7	27.124	119.5	24.081		1:07.556 Pit								



Circuit Length - 2.243 kilometres
Suzuka

Weather/Track: Sun 28C/Dry 36C

2013 FIA World Touring Car Championship

Qualifying 1 - Sector Analysis Report

Lap S1 Time S1 Spd S2 Time S2 Spd S3 Time S3 Spd Lap Time Pit Lap S1 Time S1 Spd S2 Time S2 Spd S3 Time S3 Spd Lap Time Pit

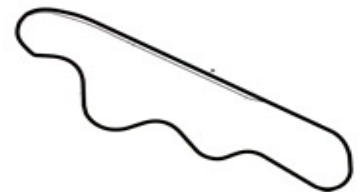
38 BASSENG						DEU			SEAT Leon WTCC								
1	10:52.366	107.5	33.175	88.5	22.831	174.5	11:48.372	7	14.136	138.2	26.101	80.4	25.441		1:05.678	Pit	
2	14.055	138.4	24.026	135.3	15.904	174.2	53.985	8	2:07.941	118.9	26.646	104.6	17.839	174.0	2:52.426		
3	14.073	138.2	24.430	132.9	16.043	172.9	54.546	9	14.078	138.2	23.936	134.4	15.798	172.3	53.812		
4	14.701	125.0	26.562	116.4	23.844		1:05.107	Pit	10	14.203	139.5	24.389	135.1	25.513		1:04.105	Pit
5	6:29.965	133.9	27.128	130.2	16.538	174.0	7:13.631										
6	14.084	144.4	24.015	132.8	15.892	173.7	53.991										

55 O'YOUNG						HKG			BMW 320 TC						I		
1	10:55.395	108.1	31.114	88.2	25.134	171.0	11:51.643	8	14.138	140.4	24.623	103.0	18.934	171.0	57.695		
2	14.227	140.1	24.730	127.7	16.749	171.5	55.706	9	14.231	140.1	24.298	132.3	15.985	168.9	54.514		
3	14.204	141.4	24.458	132.5	15.896	171.5	54.558	10	14.710	132.9	25.350	128.6	24.873		1:04.933	Pit	
4	14.109	139.9	24.304	133.6	15.976	169.7	54.389	11	2:16.681	120.1	26.079	121.8	16.807	171.8	2:59.567		
5	15.028	129.3	27.344	123.5	25.712		1:08.084	Pit	12	14.170	143.5	24.133	133.3	15.803	170.5	54.106	
6	4:56.669	125.9	26.331	111.3	16.795	171.2	5:39.795		13	14.205	140.8	24.306	132.5	15.795	169.9	54.306	
7	14.254	148.3	24.097	135.1	15.676	171.8	54.027										

60 SOUZA						MAC			Chevrolet Cruze LT						I		
1	11:06.487	121.9	29.637		23.784	164.1	11:59.908	9	14.828	134.9	24.773	127.7	16.357	165.1	55.958		
2	14.900	134.0	24.939	133.4	20.319	163.6	1:00.158	10	15.019	139.1	25.144	125.5	16.362	164.8	56.525		
3	14.888	137.3	25.870	130.8	16.611	166.6	57.369	11	14.793	129.5	25.105	122.9	16.720	161.7	56.618		
4	14.659	138.6	24.377	132.6	16.636	163.6	55.672	12	15.834	136.5	25.284	115.4	16.883	163.4	58.001		
5	14.935	139.0	24.844	115.4	17.659	164.1	57.438	13	14.968	128.1	25.290	128.6	16.573	164.6	56.831		
6	15.619	134.2	24.888	129.1	16.695	163.4	57.202	14	15.037	130.6	25.143	129.0	25.856		1:06.036	Pit	
7	14.965	138.1	25.528	110.4	26.843		1:07.336	Pit									
8	3:16.857	106.8	29.732	121.1	17.796	166.3	4:04.385										

61 NG						MAC			Chevrolet Cruze LT						I		
1	11:03.863	107.1	31.426		23.792	161.7	11:59.081	9	15.828	128.4	26.241	118.6	27.253		1:09.322	Pit	
2	14.905	139.1	25.215	129.0	19.554	162.2	59.674	10	3:57.429	123.7	30.163	129.4	19.964	160.7	4:47.556		
3	14.948	134.0	25.274	125.9	16.321	165.3	56.543	11	15.115	134.4	24.643	129.0	16.345	162.4	56.103		
4	14.888	134.7	25.040	122.9	16.589	163.6	56.517	12	15.057	139.9	24.809	117.8	16.477	164.3	56.343		
5	15.340	134.0	25.471	117.0	17.441	162.9	58.252	13	14.800	141.4	25.613	116.5	16.802	158.4	57.215		
6	15.250	136.5	25.326	121.2	16.543	163.8	57.119	14	15.161	138.4	25.496	125.9	16.989	156.2	57.646		
7	14.900	141.4	25.918	114.3	16.915	162.4	57.733	15	17.299	108.2	27.091	107.7	31.864		1:16.254	Pit	
8	15.051	137.7	25.636	117.9	17.019	162.2	57.706										

66 BADARACO						MAC			Chevrolet Cruze LT						I		
1	11:00.897	100.3	33.790	72.1	23.525	164.1	11:58.212	7	14.998	132.7	24.366	131.5	16.159	167.1	55.523		
2	14.850	128.5	25.092	122.6	20.028	164.1	59.970	8	14.844	129.8	24.193	133.1	16.220	167.1	55.257		
3	14.935	132.2	25.086	128.5	16.475	165.3	56.496	9	14.738	133.4	24.292	125.6	16.370	166.8	55.400		
4	14.831	129.6	24.890	121.5	16.590	164.6	56.311	10	15.893	122.2	26.409	122.2	29.643		1:11.945	Pit	
5	14.767	136.1	25.192	105.6	26.382		1:06.341	Pit									
6	4:11.400	119.4	25.846	115.5	18.325	167.6	4:55.571										

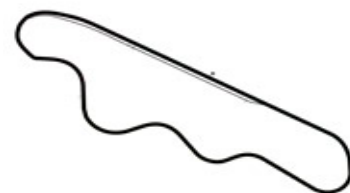


Circuit Length - 2.243 kilometres
Suzuka

Weather/Track: Sun 28C/Dry 36C

2013 FIA World Touring Car Championship Qualifying 1 - Sector Analysis Report

Lap	S1 Time	S1 Spd	S2 Time	S2 Spd	S3 Time	S3 Spd	Lap Time	Pit	Lap	S1 Time	S1 Spd	S2 Time	S2 Spd	S3 Time	S3 Spd	Lap Time	Pit
67 YOSHIMOTO JPN Chevrolet Cruze I																	
1	10:50.890	101.2	32.595	94.1	21.856	174.0	11:45.341		8	14.109	140.4	24.323	127.7	22.040		1:00.472	Pit
2	14.019	136.6	24.231	131.6	16.159	170.7	54.409		9	2:11.068	121.9	27.909	116.8	16.729	174.0	2:55.706	
3	14.084	131.9	30.979	99.8	16.480	174.0	1:01.543		10	13.961	140.1	28.412	106.5	17.201	173.1	59.574	
4	14.025	133.4	24.570	128.0	24.727		1:03.322	Pit	11	14.075	139.7	24.175	127.9	18.497	159.1	56.747	
5	2:50.957	117.8	26.656	100.6	18.581	172.9	3:36.194		12	14.543	135.9	24.363	130.2	16.108	169.9	55.014	
6	14.054	139.9	23.991	130.0	15.941	172.9	53.986		13	14.185	138.6	26.138	116.9	24.381		1:04.704	Pit
7			44.733	122.6		172.6	1:01.784										
68 KANO JPN BMW 320 TC I																	
1	14:50.562	111.9	32.080	81.6	18.949	168.4	15:41.591		8	2:45.277	101.7	31.156	106.3	17.139	171.0	3:33.572	
2	14.537	142.3	28.266	95.1	21.361	124.2	1:04.164		9	14.417	137.7	24.249	133.9	15.962	171.0	54.628	
3	21.955	103.1	28.334	133.8	15.879	170.7	1:06.168		10	14.282	134.4	24.141	134.3	15.840	170.2	54.263	
4	14.555	138.4	24.463	134.8	16.109	170.5	55.127		11	14.366	138.8	24.678	130.7	16.015	170.5	55.059	
5	14.403	138.2	24.377	130.8	16.030	169.9	54.810		12	16.030	112.3	28.439	120.7	29.538		1:14.007	Pit
6	14.444	135.2	24.311	133.6	15.934	169.4	54.689										
7	15.857	118.9	26.796	126.5	30.825		1:13.478	Pit									
74 ORIOLA ESP Chevrolet Cruze I																	
1	10:49.541	110.0	32.938	83.4	20.242	173.1	11:42.721		5	13.953	140.4	23.731	134.8	15.765	175.1	53.449	
2	13.928	145.0	24.598	132.6	15.796	171.5	54.322		6	14.866	127.6	26.282	123.8	25.456		1:06.604	Pit
3	14.201	130.7	26.461	120.4	26.584		1:07.246	Pit									
4	2:26.854	99.8	30.105	97.1	17.589	174.2	3:14.548										
77 MAK MAC BMW 320si I																	
1	14:54.054	118.6	26.627	124.0	17.021	157.3	15:37.702		5	15.200	136.1	25.114	123.3	16.437	158.2	56.751	
2	16.003	130.7	28.576	122.2	17.856	156.8	1:02.435		6	15.359	131.5	25.347	125.8	16.498	157.5	57.204	
3	15.528	127.9	24.903	127.1	16.277	163.1	56.708		7	16.197	116.4	26.032	122.5	28.869		1:11.098	Pit
4	15.299	133.9	24.851	128.6	16.328	159.1	56.478										
88 HO MAC BMW 320si I																	
1	14:52.635	119.8	26.547	122.8	16.805	164.3	15:35.987		9	14.978	128.1	24.781	131.6	16.148	164.1	55.907	
2	15.329	132.2	25.088	131.5	16.169	164.6	56.586		10	14.833	134.2	24.601	129.7	16.177	165.3	55.611	
3	14.941	131.5	24.775	133.8	16.539	165.6	56.255		11	14.818	131.2	24.582	125.9	16.349	165.1	55.749	
4	14.898	133.0	25.143	127.7	16.321	165.1	56.362		12	14.875	131.2	24.705	129.7	16.302	163.1	55.882	
5	14.740	135.6	24.902	130.0	16.223	163.8	55.865		13	14.868	132.9	24.945	130.5	16.226	163.4	56.039	
6	14.961	129.3	25.638	130.8	16.418	164.6	57.017		14	15.245	127.6	25.466	127.6	22.247		1:02.958	Pit
7	14.855	138.4	25.438	128.2	22.507		1:02.800	Pit									
8	2:55.304	121.7	25.508	133.9	16.122	166.8	3:36.934										



Circuit Length - 2.243 kilometres
Suzuka

Weather/Track: Sun 28C/Dry 36C

2013 FIA World Touring Car Championship Qualifying 1 - Sector Analysis Report

Lap	S1 Time	S1 Spd	S2 Time	S2 Spd	S3 Time	S3 Spd	Lap Time	Pit	Lap	S1 Time	S1 Spd	S2 Time	S2 Spd	S3 Time	S3 Spd	Lap Time	Pit	
99 IZAWA									JPN Honda Civic WTCC									I
1	10:41.052	101.1	29.747	75.1	19.527	172.6	11:30.326		8	14.255	128.4	23.997	131.8	15.758	169.9	54.010		
2	14.445	135.9	24.569	128.0	16.192	166.8	55.206		9	14.871	131.1	24.931	134.3	21.201		1:01.003	Pit	
3	14.603	132.9	25.221	129.9	23.384		1:03.208	Pit	10	3:23.013	120.1	27.773	111.8	17.164	171.0	4:07.950		
4	2:09.010	112.0	28.064	118.3	16.568	170.7	2:53.642		11	14.267	139.3	23.852	131.0	15.821	168.6	53.940		
5	14.297	132.4	23.827	128.6	15.703	168.9	53.827		12	14.264	137.3	24.171	127.0	18.055	128.1	56.490		
6	14.842	125.9	26.155	116.9	26.176		1:07.173	Pit										
7	3:02.609	113.2	27.147	114.1	17.149	170.5	3:46.905											



Circuit Length - 2.243 kilometres
Suzuka

Weather/Track: Sun 28C/Dry 36C

2013 FIA World Touring Car Championship Qualifying 1 - Best Sector Speeds Report

SECTOR 1				SECTOR 2				SECTOR 3				
POS	NO	NAME	SPEED	LAP	NO	NAME	SPEED	LAP	NO	NAME	SPEED	LAP
1	55	O'YOUNG	148.3	7	23	CHILTON	139.5	2	74	ORIOLA	175.1	5
2	74	ORIOLA	145.0	2	12	MULLER	138.4	6	14	NASH	174.8	4
3	38	BASSENG	144.4	6	14	NASH	138.3	2	38	BASSENG	174.5	1
4	9	MACDOWALL	143.5	2	33	TANIGUCHI	137.9	11	1	HUFF	174.2	3
5	5	MICHELISZ	143.3	2	8	KOZLOVSKIY	137.0	10	10	THOMPSON	174.2	7
6	26	D'ASTE	142.3	11	37	MUNNICH	136.3	7	12	MULLER	174.2	1
7	68	KANO	142.3	2	26	D'ASTE	136.1	2	18	MONTEIRO	174.2	4
8	7	NG	141.9	6	7	NG	135.5	6	22	BOARDMAN	174.2	9
9	14	NASH	141.7	2	38	BASSENG	135.3	2	23	CHILTON	174.2	1
10	15	CORONEL	141.7	3	3	TARQUINI	135.1	8	9	MACDOWALL	174.0	1
11	37	MUNNICH	141.7	6	55	O'YOUNG	135.1	7	37	MUNNICH	174.0	5
12	8	KOZLOVSKIY	141.6	2	68	KANO	134.8	4	67	YOSHIMOTO	174.0	1
13	33	TANIGUCHI	141.6	5	74	ORIOLA	134.8	5	3	TARQUINI	173.7	8
14	61	NG	141.4	7	1	HUFF	134.4	9	5	MICHELISZ	173.7	4
15	67	YOSHIMOTO	140.4	8	5	MICHELISZ	134.3	2	25	BENNANI	173.7	4
16	1	HUFF	140.2	2	15	CORONEL	134.3	5	19	MONJE	173.1	7
17	3	TARQUINI	140.1	5	99	IZAWA	134.3	9	26	D'ASTE	173.1	3
18	25	BENNANI	139.5	5	88	HO	133.9	8	99	IZAWA	172.6	1
19	99	IZAWA	139.3	11	9	MACDOWALL	133.4	2	8	KOZLOVSKIY	172.3	12
20	12	MULLER	139.1	3	60	SOUZA	133.4	2	7	NG	172.1	3
21	60	SOUZA	139.1	10	66	BADARACO	133.1	8	55	O'YOUNG	171.8	7
22	88	HO	138.4	7	19	MONJE	132.5	12	15	CORONEL	171.2	4
23	10	THOMPSON	137.9	11	22	BOARDMAN	132.1	9	68	KANO	171.0	8
24	23	CHILTON	137.9	5	25	BENNANI	131.8	2	33	TANIGUCHI	170.2	9
25	18	MONTEIRO	137.7	2	67	YOSHIMOTO	131.6	2	66	BADARACO	167.6	6
26	22	BOARDMAN	137.2	12	10	THOMPSON	131.3	5	88	HO	166.8	8
27	19	MONJE	136.3	8	18	MONTEIRO	131.2	5	60	SOUZA	166.6	3
28	66	BADARACO	136.1	5	61	NG	129.4	10	61	NG	165.3	3
29	77	MAK	136.1	5	77	MAK	128.6	4	77	MAK	163.1	3



Circuit Length - 2.243 kilometres
Suzuka

Weather/Track: Sun 28C/Dry 36C

2013 FIA World Touring Car Championship Qualifying 1 - Best Sector Times Report

POS	SECTOR 1			SECTOR 2			SECTOR 3			NO	NAME	IDEAL/BEST LAP COMPARISON			DIFF
	NO	TIME	LAP	NO	TIME	LAP	NO	TIME	LAP			IDEAL	BEST	LAP	
1	12	13.819	3	18	23.541	5	7	15.570	6	12	MULLER	53.046	53.228	6	+ 0.182
2	74	13.928	2	3	23.572	8	15	15.571	2	5	MICHELISZ	53.332	53.341	5	+ 0.009
3	9	13.938	2	15	23.598	5	5	15.601	5	14	NASH	53.346	53.405	8	+ 0.059
4	23	13.956	2	12	23.605	6	3	15.609	8	3	TARQUINI	53.374	53.382	8	+ 0.008
5	67	13.961	10	23	23.643	5	12	15.622	2	15	CORONEL	53.395	53.405	5	+ 0.010
6	14	13.983	2	10	23.692	11	14	15.665	8	23	CHILTON	53.399	53.417	5	+ 0.018
7	5	14.025	3	14	23.698	8	25	15.669	5	74	ORIOLA	53.424	53.449	5	+ 0.025
8	38	14.055	2	5	23.706	5	9	15.675	2	18	MONTEIRO	53.430	53.430	5	+ 0.000
9	1	14.082	2	74	23.731	5	55	15.676	7	9	MACDOWAL	53.567	53.696	5	+ 0.129
10	22	14.085	10	1	23.747	9	26	15.693	7	10	THOMPSON	53.578	53.685	11	+ 0.107
11	25	14.089	5	99	23.827	5	18	15.697	5	7	NG	53.594	53.733	6	+ 0.139
12	55	14.109	4	25	23.846	5	99	15.703	5	25	BENNANI	53.604	53.604	5	+ 0.000
13	37	14.116	13	8	23.870	10	19	15.737	2	1	HUFF	53.609	53.711	6	+ 0.102
14	7	14.120	7	19	23.872	8	37	15.747	13	19	MONJE	53.739	53.870	8	+ 0.131
15	10	14.130	5	7	23.904	6	10	15.756	8	99	IZAWA	53.785	53.827	5	+ 0.042
16	19	14.130	8	26	23.912	10	74	15.765	5	38	BASSENG	53.789	53.812	9	+ 0.023
17	18	14.192	5	38	23.936	9	1	15.780	6	55	O'YOUNG	53.882	54.027	7	+ 0.145
18	3	14.193	5	9	23.954	5	38	15.798	9	67	YOSHIMOTO	53.893	53.986	6	+ 0.093
19	15	14.226	3	67	23.991	6	23	15.800	5	26	D'ASTE	53.907	53.991	7	+ 0.084
20	8	14.230	3	37	24.078	7	8	15.829	2	8	KOZLOVSKI	53.929	54.292	10	+ 0.363
21	99	14.255	8	55	24.097	7	68	15.840	10	37	MUNNICH	53.941	54.158	13	+ 0.217
22	33	14.278	6	22	24.130	9	33	15.884	10	22	BOARDMAN	54.180	54.395	9	+ 0.215
23	68	14.282	10	68	24.141	10	67	15.941	6	68	KANO	54.263	54.263	10	+ 0.000
24	26	14.302	7	66	24.193	8	22	15.965	3	33	TANIGUCHI	54.415	54.471	10	+ 0.056
25	60	14.659	4	33	24.253	10	88	16.122	8	66	BADARACO	55.090	55.257	8	+ 0.167
26	66	14.738	9	60	24.377	4	66	16.159	7	60	SOUZA	55.393	55.672	4	+ 0.279
27	88	14.740	5	88	24.582	11	77	16.277	3	88	HO	55.444	55.611	10	+ 0.167
28	61	14.800	13	61	24.643	11	61	16.321	3	61	NG	55.764	56.103	11	+ 0.339
29	77	15.200	5	77	24.851	4	60	16.357	9	77	MAK	56.328	56.478	4	+ 0.150

'Perfect Lap' - 52.930



Circuit Length - 2.243 kilometres
Suzuka

Weather/Track: Sun 28C/Dry 36C

**2013 FIA World Touring Car Championship
QUALIFYING 2 - PROVISIONAL CLASSIFICATION**

POS	NO	CLS	DRIVER	NAT	CAR	TIME	LAPS	GAP	KPH
1	5		Norbert MICHELISZ	HUN	Honda Civic WTCC	52.886	3		152.68
2	9	I	Alex MACDOWALL	GBR	Chevrolet Cruze	53.011	7	0.125	152.32
3	23		Tom CHILTON	GBR	Chevrolet Cruze	53.101	5	0.215	152.06
4	12		Yvan MULLER	FRA	Chevrolet Cruze	53.119	6	0.233	152.01
5	14	I	James NASH	GBR	Chevrolet Cruze	53.125	3	0.239	151.99
6	18		Tiago MONTEIRO	PRT	Honda Civic WTCC	53.365	4	0.479	151.31
7	74		Pepe ORIOLA	ESP	Chevrolet Cruze	53.365	7	0.479	151.31
8	3		Gabriele TARQUINI	ITA	Honda Civic WTCC	53.379	4	0.493	151.27
9	15		Tom CORONEL	NLD	BMW 320 TC	53.432	6	0.546	151.12
10	25	I	Mehdi BENNANI	MAR	BMW 320 TC	53.466	6	0.580	151.02
11	1		Robert HUFF	GBR	SEAT Leon WTCC	53.535	6	0.649	150.83
12	10		James THOMPSON	GBR	Lada Granta	53.648	3	0.762	150.51

Subject to technical scrutineering. For Media Information Purposes - No Regulatory Value.

Weather/Track: Sun 28C/Dry 33C

Suzuka

Circuit Length = 2.2430 km.

Start: 15:55 End: 16:05

Race Director:	Steward:	Timekeeper:	Issued at:
----------------	----------	-------------	------------

**2013 FIA World Touring Car Championship
QUALIFYING 2 RESULT**

POS	NO	CLS	DRIVER	NAT	CAR	TIME	LAPS	GAP	KPH
1	5		Norbert MICHELISZ	HUN	Honda Civic WTCC	52.886	3		152.68
2	9	I	Alex MACDOWALL	GBR	Chevrolet Cruze	53.011	7	0.125	152.32
3	23		Tom CHILTON	GBR	Chevrolet Cruze	53.101	5	0.215	152.06
4	12		Yvan MULLER	FRA	Chevrolet Cruze	53.119	6	0.233	152.01
5	14	I	James NASH	GBR	Chevrolet Cruze	53.125	3	0.239	151.99
6	18		Tiago MONTEIRO	PRT	Honda Civic WTCC	53.365	4	0.479	151.31
7	74		Pepe ORIOLA	ESP	Chevrolet Cruze	53.365	7	0.479	151.31
8	3		Gabriele TARQUINI	ITA	Honda Civic WTCC	53.379	4	0.493	151.27
9	15		Tom CORONEL	NLD	BMW 320 TC	53.432	6	0.546	151.12
10	25	I	Mehdi BENNANI	MAR	BMW 320 TC	53.466	6	0.580	151.02
11	1		Robert HUFF	GBR	SEAT Leon WTCC	53.535	6	0.649	150.83
12	10		James THOMPSON	GBR	Lada Granta	53.648	3	0.762	150.51

Suzuka
Circuit Length = 2.2430 km.
Start: 15:55 End: 16:05

Weather/Track: Sun 28C/Dry 33C

Steward:	Steward:	Steward:	Issued at:
----------	----------	----------	------------

2013 FIA World Touring Car Championship

Qualifying 2 - Sector Analysis Report

Lap	S1 Time	S1 Spd	S2 Time	S2 Spd	S3 Time	S3 Spd	Lap Time	Pit	Lap	S1 Time	S1 Spd	S2 Time	S2 Spd	S3 Time	S3 Spd	Lap Time	Pit
1 HUFF GBR SEAT Leon WTCC																	
1	10:45.928	101.8	30.214	86.7	19.644	173.7	11:35.786		5	3:32.796	108.4	29.676	94.4	17.573	173.7	4:20.045	
2	14.056	139.0	23.686	138.1	15.793	172.9	53.535		6	14.045	136.1	24.012	133.1	16.572	172.9	54.629	
3	13.999	139.7	24.659	112.2	18.225	132.6	56.883										
4	19.250	106.7	28.400	118.7	21.243		1:08.893	Pit									
3 TARQUINI ITA Honda Civic WTCC																	
1	10:34.162	105.2	28.436	116.4	18.514	172.9	11:21.112		4	5:29.854	89.6	34.377	89.8	21.633	172.9	6:25.864	
2	14.122	137.9	23.624	132.9	15.633	173.1	53.379										
3	14.144	138.8	25.913	112.1	24.058		1:04.115	Pit									
5 MICHELISZ HUN Honda Civic WTCC																	
1	10:36.739	95.9	30.189	107.4	18.188	174.5	11:25.116		3	14.147	138.6	24.284	129.6	22.895		1:01.326	Pit
2	14.006	139.0	23.410	135.3	15.470	174.2	52.886										
9 MACDOWALL GBR Chevrolet Cruze I																	
1	10:44.205	107.4	30.505	93.4	19.139	175.1	11:33.849		5	13.961	144.0	23.534	138.4	15.516	172.6	53.011	
2	13.819	143.3	23.843	134.4	15.667	173.1	53.329		6	14.045	137.7	23.864	134.8	15.690	173.1	53.599	
3	13.770	146.0	25.075	123.2	26.561		1:05.406	Pit	7	15.066	120.2	27.468	108.5	24.992		1:07.526	Pit
4	2:58.243	114.0	30.379	114.6	18.136	174.0	3:46.758										
10 THOMPSON GBR Lada Granta																	
1	16:38.116	100.1	28.320	123.8	16.603	173.4	17:23.039		3	15.253	115.3	26.842	121.5	30.386		1:12.481	Pit
2	14.185	137.3	23.709	132.3	15.754	171.5	53.648										
12 MULLER FRA Chevrolet Cruze																	
1	10:41.321	97.4	30.449	109.2	16.763	175.9	11:28.533		5	13.950	130.1	36.626	105.5	17.200	175.6	1:07.776	
2	13.872	135.8	23.602	136.8	15.645	174.0	53.119		6	13.845	138.4	23.831	138.3	15.662	173.7	53.338	
3	13.799	139.3	24.543	120.3	27.086		1:05.428	Pit									
4	4:35.040	97.0	30.980	111.4	16.689	175.1	5:22.709										
14 NASH GBR Chevrolet Cruze I																	
1	10:45.193	96.9	30.126	87.8	19.466	174.2	11:34.785		3	13.875	139.5	25.419	117.3	27.118		1:06.412	Pit
2	13.882	139.0	23.656	137.7	15.587	171.8	53.125										
15 CORONEL NLD BMW 320 TC																	
1	10:46.755	107.2	32.811	77.5	19.155	172.9	11:38.721		5	14.006	145.8	24.423	126.5	16.297	172.9	54.726	
2	13.979	144.6	23.848	132.3	15.605	173.1	53.432		6	14.048	140.2	23.827	126.5	16.223	154.4	54.098	
3	13.973	144.8	23.865	132.9	29.529		1:07.367	Pit									
4	4:24.179	100.7	32.321	102.4	17.360	172.1	5:13.860										
18 MONTEIRO PRT Honda Civic WTCC																	
1	10:32.712	109.0	28.301	107.4	16.788	174.2	11:17.801		4	5:34.617	94.5	34.646	93.3	22.901	174.8	6:32.164	
2	14.191	137.3	23.590	134.8	15.584	173.1	53.365										
3	14.686	125.0	26.316	115.6	22.606		1:03.608	Pit									



Circuit Length - 2.243 kilometres
Suzuka

Weather/Track: Sun 28C/Dry 33C

2013 FIA World Touring Car Championship Qualifying 2 - Sector Analysis Report

Lap S1 Time S1 Spd S2 Time S2 Spd S3 Time S3 Spd Lap Time Pit Lap S1 Time S1 Spd S2 Time S2 Spd S3 Time S3 Spd Lap Time Pit

23 CHILTON							GBR		Chevrolet Cruze						
1	10:42.586	93.7	30.692	105.1	17.059	175.3	11:30.337	4	4:34.612	109.5	32.112	98.8	17.010	175.3	5:23.734
2	13.811	139.3	23.577	132.9	15.713	174.0	53.101	5	13.856	137.2	23.612	136.3	15.688	173.4	53.156
3	13.950	134.4	25.317	120.7	25.525		1:04.792 Pit								

25 BENNANI							MAR		BMW 320 TC						
1	10:47.392	93.1	30.684	77.6	19.750	172.9	11:37.826	5	16.099	118.0	31.168	96.0	17.419	172.6	1:04.686
2	14.068	139.5	23.701	131.2	15.697	172.9	53.466	6	14.047	139.9	23.918	127.4	16.782	172.1	54.747
3	14.035	140.8	23.822	130.2	27.894		1:05.751 Pit								
4	3:23.098	104.4	33.068	106.7	16.359	171.5	4:12.525								

74 ORIOLA							ESP		Chevrolet Cruze						
1	10:44.942	118.3	29.343	97.9	17.957	175.1	11:32.242	5	13.981	141.2	23.695	135.0	15.736	173.7	53.412
2	13.788	147.2	23.998	132.9	15.579	173.7	53.365	6	13.989	139.3	24.246	130.8	24.535		1:02.770 Pit
3	13.923	138.8	25.226	127.3	24.740		1:03.889 Pit	7	37.154	118.3	27.610	108.9	17.937	174.2	1:22.701
4	2:25.901	110.2	28.800	118.6	16.665	174.8	3:11.366								

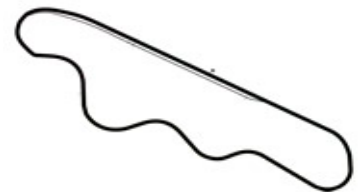


Circuit Length - 2.243 kilometres
Suzuka

Weather/Track: Sun 28C/Dry 33C

2013 FIA World Touring Car Championship Qualifying 2 - Best Sector Speeds Report

SECTOR 1				SECTOR 2				SECTOR 3				
POS	NO	NAME	SPEED	LAP	NO	NAME	SPEED	LAP	NO	NAME	SPEED	LAP
1	74	ORIOLA	147.2	2	9	MACDOWALL	138.4	5	12	MULLER	175.9	1
2	9	MACDOWALL	146.0	3	12	MULLER	138.3	6	23	CHILTON	175.3	1
3	15	CORONEL	145.8	5	1	HUFF	138.1	2	9	MACDOWALL	175.1	1
4	25	BENNANI	140.8	3	14	NASH	137.7	2	74	ORIOLA	175.1	1
5	1	HUFF	139.7	3	23	CHILTON	136.3	5	18	MONTEIRO	174.8	4
6	14	NASH	139.5	3	5	MICHELISZ	135.3	2	5	MICHELISZ	174.5	1
7	12	MULLER	139.3	3	74	ORIOLA	135.0	5	14	NASH	174.2	1
8	23	CHILTON	139.3	2	18	MONTEIRO	134.8	2	1	HUFF	173.7	1
9	5	MICHELISZ	139.0	2	3	TARQUINI	132.9	2	10	THOMPSON	173.4	1
10	3	TARQUINI	138.8	3	15	CORONEL	132.9	3	3	TARQUINI	173.1	2
11	10	THOMPSON	137.3	2	10	THOMPSON	132.3	2	15	CORONEL	173.1	2
12	18	MONTEIRO	137.3	2	25	BENNANI	131.2	2	25	BENNANI	172.9	1



Circuit Length - 2.243 kilometres
Suzuka

Weather/Track: Sun 28C/Dry 33C

2013 FIA World Touring Car Championship Qualifying 2 - Best Sector Times Report

POS	NO	SECTOR 1		SECTOR 2		SECTOR 3		IDEAL/BEST LAP COMPARISON							
		TIME	LAP	NO	TIME	LAP	NO	TIME	LAP	NO	NAME	IDEAL	BEST	LAP	DIFF
1	9	13.770	3	5	23.410	2	5	15.470	2	9	MACDOWAL	52.820	53.011	5	+ 0.191
2	74	13.788	2	9	23.534	5	9	15.516	5	5	MICHELISZ	52.886	52.886	2	+ 0.000
3	12	13.799	3	23	23.577	2	74	15.579	2	12	MULLER	53.046	53.119	2	+ 0.073
4	23	13.811	2	18	23.590	2	18	15.584	2	74	ORIOLA	53.062	53.365	2	+ 0.303
5	14	13.875	3	12	23.602	2	14	15.587	2	23	CHILTON	53.076	53.101	2	+ 0.025
6	15	13.973	3	3	23.624	2	15	15.605	2	14	NASH	53.118	53.125	2	+ 0.007
7	1	13.999	3	14	23.656	2	3	15.633	2	18	MONTEIRO	53.365	53.365	2	+ 0.000
8	5	14.006	2	1	23.686	2	12	15.645	2	3	TARQUINI	53.379	53.379	2	+ 0.000
9	25	14.035	3	74	23.695	5	23	15.688	5	15	CORONEL	53.405	53.432	2	+ 0.027
10	3	14.122	2	25	23.701	2	25	15.697	2	25	BENNANI	53.433	53.466	2	+ 0.033
11	10	14.185	2	10	23.709	2	10	15.754	2	1	HUFF	53.478	53.535	2	+ 0.057
12	18	14.191	2	15	23.827	6	1	15.793	2	10	THOMPSON	53.648	53.648	2	+ 0.000

'Perfect Lap' - 52.650



Circuit Length - 2.243 kilometres
Suzuka

Weather/Track: Sun 28C/Dry 33C

**2013 FIA World Touring Car Championship
COMBINED QUALIFYING RESULT**

POS	NO	CLS	DRIVER	NAT	CAR	Q1	Q2
1	5		Norbert MICHELISZ	HUN	Honda Civic WTCC	53.341	52.886
2	9	I	Alex MACDOWALL	GBR	Chevrolet Cruze	53.696	53.011
3	23		Tom CHILTON	GBR	Chevrolet Cruze	53.417	53.101
4	12		Yvan MULLER	FRA	Chevrolet Cruze	53.228	53.119
5	14	I	James NASH	GBR	Chevrolet Cruze	53.405	53.125
6	18		Tiago MONTEIRO	PRT	Honda Civic WTCC	53.430	53.365
7	74		Pepe ORIOLA	ESP	Chevrolet Cruze	53.449	53.365
8	3		Gabriele TARQUINI	ITA	Honda Civic WTCC	53.382	53.379
9	15		Tom CORONEL	NLD	BMW 320 TC	53.405	53.432
10	25	I	Mehdi BENNANI	MAR	BMW 320 TC	53.604	53.466
11	1		Robert HUFF	GBR	SEAT Leon WTCC	53.711	53.535
12	10		James THOMPSON	GBR	Lada Granta	53.685	53.648
13	7	I	Charles NG	HKG	BMW 320 TC	53.733	
14	38		Marc BASSENG	DEU	SEAT Leon WTCC	53.812	
15	99		Takuya IZAWA	JPN	Honda Civic WTCC	53.827	
16	19	I	Fernando MONJE	ESP	SEAT Leon WTCC	53.870	
17	67	I	Hiroki YOSHIMOTO	JPN	Chevrolet Cruze	53.986	
18	26	I	Stefano D'ASTE	ITA	BMW 320 TC	53.991	
19	55	I	Darryl O'YOUNG	HKG	BMW 320 TC	54.027	
20	37	I	Rene MUNNICH	DEU	SEAT Leon WTCC	54.158	
21	68	I	Masaki KANO	JPN	BMW 320 TC	54.263	
22	8		Mikhail KOZLOVSKIY	RUS	Lada Granta	54.292	
23	22	I	Tom BOARDMAN	GBR	SEAT Leon WTCC	54.395	
24	33	I	Yukinori TANIGUCHI	JPN	BMW 320 TC	54.471	
25	66	I	Jeronimo BADARACO	MAC	Chevrolet Cruze LT	55.257	
26	88	I	Henry HO	MAC	BMW 320si	55.611	
27	60	I	Filipe de SOUZA	MAC	Chevrolet Cruze LT	55.672	
28	61	I	Kin Veng NG	MAC	Chevrolet Cruze LT	56.103	
29	77	I	Ka Lok MAK	MAC	BMW 320si	56.478	

QUALIFICATION MAXIMA 56.953

Suzuka
Circuit Length = 2.2430 km.
Start: 15:30 End: 16:05

Weather/Track: Sun 28C/Dry 33C

Steward:	Steward:	Steward:	Issued at:
----------	----------	----------	------------

**2013 FIA World Touring Car Championship
WARM UP**

POS	NO	CLS	DRIVER	NAT	CAR	TIME	LAPS	GAP	KPH
1	5		Norbert MICHELISZ	HUN	Honda Civic WTCC	53.363	10		151.31
2	18		Tiago MONTEIRO	PRT	Honda Civic WTCC	53.600	17	0.237	150.64
3	15		Tom CORONEL	NLD	BMW 320 TC	53.701	14	0.338	150.36
4	25	I	Mehdi BENNANI	MAR	BMW 320 TC	53.825	14	0.462	150.02
5	10		James THOMPSON	GBR	Lada Granta	54.050	12	0.687	149.39
6	7	I	Charles NG	HKG	BMW 320 TC	54.054	13	0.691	149.38
7	12		Yvan MULLER	FRA	Chevrolet Cruze	54.169	13	0.806	149.06
8	26	I	Stefano D'ASTE	ITA	BMW 320 TC	54.188	15	0.825	149.01
9	3		Gabriele TARQUINI	ITA	Honda Civic WTCC	54.432	13	1.069	148.34
10	38		Marc BASSENG	DEU	SEAT Leon WTCC	54.451	12	1.088	148.29
11	74		Pepe ORIOLA	ESP	Chevrolet Cruze	54.462	11	1.099	148.26
12	99		Takuya IZAWA	JPN	Honda Civic WTCC	54.549	14	1.186	148.02
13	23		Tom CHILTON	GBR	Chevrolet Cruze	54.611	16	1.248	147.86
14	1		Robert HUFF	GBR	SEAT Leon WTCC	54.651	16	1.288	147.75
15	55	I	Darryl O'YOUNG	HKG	BMW 320 TC	54.695	15	1.332	147.63
16	68	I	Masaki KANO	JPN	BMW 320 TC	54.710	17	1.347	147.59
17	22	I	Tom BOARDMAN	GBR	SEAT Leon WTCC	54.749	16	1.386	147.48
18	14	I	James NASH	GBR	Chevrolet Cruze	54.763	12	1.400	147.45
19	37	I	Rene MUNNICH	DEU	SEAT Leon WTCC	54.911	14	1.548	147.05
20	9	I	Alex MACDOWALL	GBR	Chevrolet Cruze	55.060	13	1.697	146.65
21	67	I	Hiroki YOSHIMOTO	JPN	Chevrolet Cruze	55.208	13	1.845	146.26
22	19	I	Fernando MONJE	ESP	SEAT Leon WTCC	55.233	10	1.870	146.19
23	33	I	Yukinori TANIGUCHI	JPN	BMW 320 TC	55.262	16	1.899	146.11
24	60	I	Filipe de SOUZA	MAC	Chevrolet Cruze LT	55.643	11	2.280	145.11
25	8		Mikhail KOZLOVSKIY	RUS	Lada Granta	55.677	10	2.314	145.02
26	88	I	Henry HO	MAC	BMW 320si	56.251	14	2.888	143.54

Suzuka

For Media Information Purposes - No Regulatory Value.

Circuit Length = 2.2430 km.

Cars 61, 66 & 77 did not participate. Weather/Track: Sun 26C/Dry 28C

Start: 08:50 End: 09:05

Race Director:	Steward:	Timekeeper:	Issued at:
----------------	----------	-------------	------------

2013 FIA World Touring Car Championship Warm-Up - Sector Analysis Report

Lap S1 Time S1 Spd S2 Time S2 Spd S3 Time S3 Spd Lap Time Pit Lap S1 Time S1 Spd S2 Time S2 Spd S3 Time S3 Spd Lap Time Pit

1 HUFF				GBR			SEAT Leon WTCC									
1	10:45.777	106.5	28.147	103.9	20.488	170.2	11:34.412	10	14.033	135.9	24.960	125.5	16.357	172.3	55.350	
2	14.387	134.2	25.036	125.3	24.043		1:03.466	11	14.049	135.4	24.979	130.4	16.051	172.1	55.079	
3	47.190	125.3	26.373	126.4	15.982	172.9	1:29.545	12	14.080	132.4	24.825	128.6	16.026	172.3	54.931	
4	14.102	137.0	26.780	123.5	17.220	173.4	58.102	13	14.042	135.9	24.932	128.0	16.101	172.3	55.075	
5	14.138	131.9	24.472	130.2	16.041	172.9	54.651	14	14.011	134.4	24.961	130.4	16.178	173.4	55.150	
6	14.071	134.0	24.584	129.3	16.026	172.9	54.681	15	14.083	133.5	24.958	124.5	16.266	172.6	55.307	
7	14.051	136.1	25.045	127.7	16.163	173.1	55.259	16	15.627	111.6	29.610	98.9	39.901		1:25.138	Pit
8	14.116	133.4	24.578	127.6	16.170	173.1	54.864									
9	14.050	136.8	24.788	128.5	16.065	172.3	54.903									

3 TARQUINI				ITA			Honda Civic WTCC									
1	10:28.153	112.9	28.378	111.1	23.745		11:20.276	8	2:10.424	117.6	26.098	127.3	16.109	171.8	2:52.631	
2	50.124	108.9	27.888	114.0	16.615	171.5	1:34.627	9	14.211	135.6	24.300	131.6	15.921	171.8	54.432	
3	14.354	133.9	24.464	128.6	16.096	172.3	54.914	10	14.106	137.9	24.381	128.6	15.992	168.6	54.479	
4	14.273	137.7	24.600	128.6	16.092	171.5	54.965	11	14.195	139.5	26.594	121.5	24.324		1:05.113	Pit
5	14.238	132.5	24.713	129.1	16.139	171.5	55.090	12	1:14.432	121.2	25.239	128.0	16.711	154.0	1:56.382	
6	14.189	131.9	24.770	128.8	16.105	171.2	55.064	13	19.447	132.9	25.691	130.0	43.991		1:29.129	Pit
7	14.042	138.2	24.825	127.1	20.789		59.656	Pit								

5 MICHELISZ				HUN			Honda Civic WTCC									
1	10:35.157	90.6	31.684	109.2	17.790	171.2	11:24.631	7	13.950	138.2	24.018	130.7	15.705	172.3	53.673	
2	14.108	139.1	23.786	133.1	15.469	173.1	53.363	8	14.233	132.7	25.298	118.3	19.126	86.1	58.657	
3	13.963	139.7	23.909	131.3	15.644	169.1	53.516	9	23.651	122.0	26.924	120.3	22.970		1:13.545	Pit
4	14.842	125.3	27.069	113.4	21.230	88.7	1:03.141	10	52.824	123.4	25.967	129.7	23.451		1:42.242	Pit
5	25.454	127.1	25.633	115.3	20.875	83.2	1:11.962									
6	23.793	146.0	24.787	125.9	16.797	174.5	1:05.377									

7 NG				HKG			BMW 320 TC								I	
1	11:01.842	96.2	31.406	98.6	18.271	169.7	11:51.519	8	14.135	138.6	24.797	117.9	17.385	151.0	56.317	
2	14.631	144.8	24.091	133.4	15.563	168.9	54.285	9	14.917	136.1	24.826	123.0	28.845		1:08.588	Pit
3	14.226	136.5	24.084	132.6	15.797	171.5	54.107	10	55.851	114.1	29.853	91.6	19.876	170.5	1:45.580	
4	14.262	130.3	25.058	124.0	15.978	170.2	55.298	11	14.181	141.6	26.064	119.2	17.168	169.7	57.413	
5	14.258	131.7	24.287	129.9	16.120	169.4	54.665	12	14.339	130.7	24.609	128.3	15.895	171.2	54.843	
6	14.961	136.8	30.131	96.2	17.709	171.2	1:02.801	13			58.473	82.5			1:27.668	Pit
7	14.130	140.4	24.211	132.1	15.713	171.2	54.054									

8 KOZLOVSKIY				RUS			Lada Granta									
1	10:51.592	102.1	29.046	113.4	19.953	171.2	11:40.591	7	14.376	133.5	25.152	125.9	16.206	170.5	55.734	
2	14.547	136.1	25.564	116.2	17.509	172.1	57.620	8	14.207	138.1	25.352	127.1	23.006		1:02.565	Pit
3	14.395	133.0	25.091	130.0	16.268	170.2	55.754	9	4:44.101	85.8	25.762	128.8	16.407	169.4	5:26.270	
4	14.261	134.0	25.091	127.3	16.325	168.9	55.677	10	14.745	129.0	25.311	125.3	35.917		1:15.973	Pit
5	15.084	118.0	27.697	117.6	22.540		1:05.321	Pit								
6	2:04.368	127.7	27.072	125.0	16.506	168.9	2:47.946									



Circuit Length - 2.243 kilometres
Suzuka

Weather/Track: Sun 26C/Dry 28C

Printed at 09:16, Sunday, 22 September, 2013

© MST Systems Ltd, 2005 (www.mstworld.com)

Page 1

2013 FIA World Touring Car Championship

Warm-Up - Sector Analysis Report

Lap S1 Time S1 Spd S2 Time S2 Spd S3 Time S3 Spd Lap Time Pit Lap S1 Time S1 Spd S2 Time S2 Spd S3 Time S3 Spd Lap Time Pit

9 MACDOWALL						GBR			Chevrolet Cruze					I	
1	10:39.346	104.8	31.310	97.7	19.487	165.3	11:30.143	8	14.369	134.0	24.837	128.3	16.114	169.7	55.320
2	15.343	123.2	26.550	126.8	16.734	138.5	58.627	9	14.458	130.9	24.790	125.2	22.726		1:01.974 Pit
3	22.555	92.7	25.722	127.1	16.474	162.2	1:04.751	10	2:53.920	123.3	26.699	118.4	16.913	170.2	3:37.532
4	14.238	135.8	28.275	120.7	20.841	86.1	1:03.354	11	14.322	135.4	24.903	128.0	16.199	170.5	55.424
5	19.387	126.5	25.297	127.6	16.565	170.7	1:01.249	12	14.452	131.2	26.375	119.4	21.282	78.1	1:02.109
6	14.502	118.6	24.964	128.6	15.942	171.2	55.408	13	19.485	123.7	29.163	110.8	25.950		1:14.598 Pit
7	14.152	139.3	24.786	130.2	16.122	170.2	55.060								

10 THOMPSON						GBR			Lada Granta						
1	10:50.922	98.6	28.584	105.3	19.280	174.2	11:38.786	8	14.211	131.9	24.711	128.0	16.165	172.9	55.087
2	14.140	134.7	24.194	132.3	15.716	173.4	54.050	9	14.148	130.7	24.722	127.3	16.146	171.5	55.016
3	14.871	115.0	27.759	121.4	22.399		1:05.029 Pit	10	14.195	132.0	24.864	128.3	16.088	171.8	55.147
4	4:54.955	126.2	28.297	128.5	16.482	173.7	5:39.734	11	14.103	131.2	24.889	126.2	16.198	172.9	55.190
5	14.138	135.9	24.504	129.4	15.805	173.1	54.447	12	15.183	113.5	27.517	118.7	35.929		1:18.629 Pit
6	14.108	132.7	24.342	130.8	16.140	173.1	54.590								
7	14.008	135.6	24.667	127.6	16.239	169.7	54.914								

12 MULLER						FRA			Chevrolet Cruze						
1	10:37.508	104.3	32.231	101.1	18.085	169.9	11:27.824	8	14.168	135.2	24.694	133.3	16.059	170.5	54.921
2	14.212	136.3	24.201	133.1	15.756	171.0	54.169	9	14.192	134.4	24.613	129.4	16.012	170.5	54.817
3			40.984	128.0			1:04.055 Pit	10	14.152	133.2	24.742	129.1	16.061	170.2	54.955
4	2:50.796	120.1	25.486	125.2	16.287	170.7	3:32.569	11	14.468	126.5	26.617	125.8	20.353		1:01.438 Pit
5	14.245	129.8	24.332	132.3	15.790	170.5	54.367	12	52.815	128.5	25.047	123.8	21.957	89.1	1:39.819
6	14.227	135.2	24.434	132.9	15.868	169.9	54.529	13	21.788	135.1	29.276	96.8	39.890		1:30.954 Pit
7	14.195	131.4	24.589	130.8	15.916	170.5	54.700								

14 NASH						GBR			Chevrolet Cruze					I	
1	10:40.147	112.1	30.659	112.5	25.758		11:36.564 Pit	8	3:16.761	128.2	25.243	132.1	16.214	169.1	3:58.218
2	42.310	121.3	26.578	128.6	24.430		1:33.318 Pit	9	14.448	128.2	25.048	131.8	16.163	168.6	55.659
3	42.022	124.5	43.800	121.6	25.644	87.9	1:51.466	10	14.523	129.9	25.155	132.0	16.171	168.6	55.849
4	18.989	130.7	24.902	131.8	16.097	169.4	59.988	11	14.388	134.7	25.292	129.4	17.698	76.4	57.378
5	14.162	137.0	24.608	132.1	15.993	169.9	54.763	12	23.281	107.5	27.040	121.9	35.254		1:25.575 Pit
6	14.301	134.4	24.767	133.4	16.272	169.9	55.340								
7	14.095	140.2	24.856	129.4	22.259		1:01.210 Pit								

15 CORONEL						NLD			BMW 320 TC						
1	10:55.306	101.5	31.549	102.3	31.306		11:58.161 Pit	9	55.598	103.1	26.049	122.5	16.202	169.9	1:37.849
2	56.477	85.3	31.861	100.1	19.092	170.7	1:47.430	10	14.110	137.5	24.127	133.3	15.624	172.1	53.861
3	14.084	139.0	24.134	133.6	15.483	171.8	53.701	11	14.004	135.6	26.019	112.2	16.317	172.6	56.340
4	15.728	107.0	34.957	105.1	16.837	170.2	1:07.522	12	14.132	136.8	24.431	129.0	15.687	172.6	54.250
5	14.190	137.0	24.009	130.7	19.832	121.9	58.031	13	14.098	127.9	24.633	130.5	15.784	172.1	54.515
6	18.492	112.9	29.572	110.7	18.087	171.0	1:06.151	14	16.378	114.8	31.487	95.5	39.529		1:27.394 Pit
7	14.173	139.7	24.095	131.0	15.954	169.9	54.222								
8	16.122	126.7	27.273	114.0	21.719		1:05.114 Pit								



Circuit Length - 2.243 kilometres
Suzuka

Weather/Track: Sun 26C/Dry 28C

2013 FIA World Touring Car Championship

Warm-Up - Sector Analysis Report

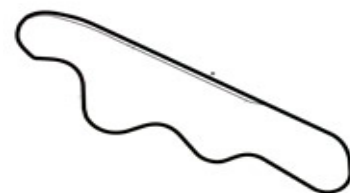
Lap S1 Time S1 Spd S2 Time S2 Spd S3 Time S3 Spd Lap Time Pit Lap S1 Time S1 Spd S2 Time S2 Spd S3 Time S3 Spd Lap Time Pit

18 MONTEIRO							PRT		Honda Civic WTCC						
1	10:33.419	84.4	34.788	97.8	18.162	173.4	11:26.369	10	14.028	135.2	24.544	128.2	16.073	172.6	54.645
2	14.113	138.8	23.734	131.5	15.753	172.9	53.600	11	14.156	132.5	24.743	128.0	16.134	172.1	55.033
3	14.038	139.3	24.008	128.8	15.683	171.8	53.729	12	14.106	137.0	24.620	125.9	16.013	169.7	54.739
4	14.078	136.8	24.263	129.7	15.814	173.1	54.155	13	14.278	132.5	24.641	127.0	16.088	171.2	55.007
5	14.030	135.2	24.339	129.9	16.019	171.5	54.388	14	14.230	131.9	24.829	127.3	16.026	171.8	55.085
6	14.161	131.2	24.393	129.4	15.942	172.6	54.496	15	14.202	136.6	24.882	128.5	16.046	172.3	55.130
7	14.080	134.6	24.504	128.5	16.013	172.6	54.597	16	14.207	134.0	24.845	123.0	16.126	170.7	55.178
8	14.105	136.1	24.679	127.0	16.075	172.9	54.859	17	15.869	117.3	29.530	101.4	31.051		1:16.450 Pit
9	14.006	137.2	24.525	127.9	15.994	172.9	54.525								

19 MONJE							ESP		SEAT Leon WTCC							I
1	11:11.844	105.1	26.119	100.1	21.751	167.3	11:59.714	7	5:31.693	103.8	26.757	122.8	16.369	171.8	6:14.819	
2	15.748	123.3	25.628	126.5	17.320	139.0	58.696	8	14.197	131.2	24.929	125.0	16.111	171.2	55.237	
3	16.413	116.3	25.291	125.8	16.725	165.1	58.429	9	14.135	133.4	24.967	124.3	16.131	171.5	55.233	
4	15.676	123.9	25.739	118.8	20.185	156.6	1:01.600	10	15.396	114.8	29.972	99.1	32.155		1:17.523 Pit	
5	16.542	122.9	25.325	112.7	17.819	165.1	59.686									
6	14.379	131.5	24.973	128.0	23.590		1:02.942 Pit									

22 BOARDMAN							GBR		SEAT Leon WTCC							I
1	11:02.529	120.9	31.791	83.1	17.923	173.4	11:52.243	10	14.315	123.7	25.177	131.5	16.074	173.4	55.566	
2	14.403	131.5	24.909	130.2	15.961	174.0	55.273	11	14.136	129.8	25.025	126.1	16.735	170.7	55.896	
3	14.029	134.2	24.641	130.0	16.140	172.9	54.810	12	14.207	129.5	25.734	103.3	19.138	172.1	59.079	
4	14.114	130.9	24.544	132.9	16.091	173.7	54.749	13	14.090	132.7	25.029	126.4	16.064	172.6	55.183	
5	14.091	123.3	28.205	105.8	19.967	173.1	1:02.263	14	14.086	134.9	25.037	130.8	16.378	170.7	55.501	
6	14.190	127.3	24.670	132.9	16.149	174.2	55.009	15	14.175	131.9	24.983	128.3	16.185	170.5	55.343	
7	14.006	135.6	24.708	131.8	16.190	171.8	54.904	16	14.514	124.9	25.697	119.2	28.450		1:08.661 Pit	
8	14.093	132.5	24.890	125.8	16.219	172.6	55.202									
9	14.151	127.1	25.478	119.6	19.451	172.9	59.080									

23 CHILTON							GBR		Chevrolet Cruze						
1	10:38.605	93.9	31.798	96.1	22.885		11:33.288	10	14.266	130.3	24.947	127.9	16.602	170.2	55.815
2	20.800	131.7	25.175	125.8	16.349	171.0	1:02.324	11	14.263	134.0	25.599	129.1	16.257	170.5	56.119
3	14.260	132.0	24.346	129.3	16.032	171.2	54.638	12	14.161	134.4	24.836	131.2	16.224	170.5	55.221
4	14.182	134.0	24.466	131.0	15.963	170.2	54.611	13	14.192	133.0	24.978	129.1	16.114	170.2	55.284
5	14.278	130.9	24.551	133.6	15.949	170.5	54.778	14	14.316	130.3	26.072	103.1	24.994		1:05.382 Pit
6	14.205	131.5	24.619	131.3	16.156	169.9	54.980	15	54.153	130.9	25.216	129.7	21.022	76.5	1:40.391
7	14.272	129.5	24.596	130.5	16.049	170.7	54.917	16	21.898	126.4	27.673	108.9	41.283		1:30.854 Pit
8	14.185	129.8	24.585	129.0	16.152	170.5	54.922								
9	14.209	130.6	24.914	130.8	16.267	170.7	55.390								



Circuit Length - 2.243 kilometres
Suzuka

Weather/Track: Sun 26C/Dry 28C

2013 FIA World Touring Car Championship Warm-Up - Sector Analysis Report

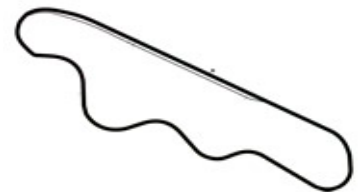
Lap S1 Time S1 Spd S2 Time S2 Spd S3 Time S3 Spd Lap Time Pit Lap S1 Time S1 Spd S2 Time S2 Spd S3 Time S3 Spd Lap Time Pit

25 BENNANI								MAR		BMW 320 TC				I	
1	11:00.716	96.0	31.034	111.2	18.687	160.0	11:50.437	9	14.150	136.3	24.334	128.0	15.920	171.2	54.404
2	15.816	129.3	32.318	101.8	17.425	169.9	1:05.559	10	14.223	134.6	24.309	130.4	15.885	171.5	54.417
3	14.334	134.4	24.458	128.0	16.033	171.8	54.825	11	14.131	135.2	24.395	126.8	15.922	171.2	54.448
4	14.171	137.2	24.464	127.7	15.911	171.8	54.546	12	14.280	129.3	24.841	128.8	15.999	171.5	55.120
5	14.273	131.5	24.901	122.5	20.701		59.875 Pit	13	14.215	134.0	24.350	129.1	16.154	170.7	54.719
6	2:21.828	103.6	26.289	127.4	16.106	171.8	3:04.223	14	15.450	108.0	29.759	107.3	40.915		1:26.124 Pit
7	14.034	141.0	24.094	130.5	15.697	172.3	53.825								
8	14.233	131.9	25.319	124.8	16.238	172.1	55.790								

26 D'ASTE								ITA		BMW 320 TC				I	
1	11:01.440	91.5	31.049	106.1	18.367	168.6	11:50.856	9	14.254	135.2	24.675	129.7	15.970	169.1	54.899
2	14.207	143.7	24.177	134.1	15.804	165.8	54.188	10	14.204	137.0	24.590	131.8	16.096	168.1	54.890
3	14.334	141.4	24.297	135.0	15.961	168.9	54.592	11	14.312	132.9	25.611	129.9	16.390	170.2	56.313
4	14.249	141.9	24.473	132.1	15.789	167.6	54.511	12	14.249	132.2	25.145	131.8	16.026	169.4	55.420
5	14.322	137.2	24.744	128.2	16.419	168.1	55.485	13	14.411	134.7	24.774	132.5	16.116	167.8	55.301
6	14.339	137.5	25.192	126.1	25.192		1:04.723 Pit	14	14.502	122.0	25.155	127.6	16.211	164.8	55.868
7	1:19.162	133.9	24.683	128.6	15.909	167.8	1:59.754	15	14.978	134.0	28.940		33.700		1:17.618 Pit
8	14.328	136.3	24.528	128.5	15.879	169.4	54.735								

33 TANIGUCHI								JPN		BMW 320 TC				I	
1	10:52.222	114.6	27.795	123.3	20.183	164.8	11:40.200	10	14.333	137.2	26.270	120.8	16.566	169.1	57.169
2	14.548	137.2	25.586	131.6	16.697	167.8	56.831	11	14.316	136.8	24.998	136.0	16.378	169.7	55.692
3	14.540	143.3	24.990	134.1	16.786	167.6	56.316	12	14.385	133.4	25.002	133.3	16.275	169.7	55.662
4	15.777	123.6	25.917	123.9	25.899		1:07.593 Pit	13	14.307	136.8	24.716	134.8	16.239	169.4	55.262
5	48.108	128.2	26.701	133.9	16.646	166.8	1:31.455	14	14.321	136.3	25.036	132.9	16.201	168.4	55.558
6	14.561	136.5	25.173	135.0	16.301	168.4	56.035	15	14.295	135.4	24.939	135.0	16.336	168.9	55.570
7	14.401	134.7	24.671	135.3	16.487	167.8	55.559	16	15.131	125.3	26.782	125.5	44.537		1:26.450 Pit
8	14.422	131.5	24.857	135.3	16.237	169.1	55.516								
9	14.304	135.8	25.091	128.5	16.469	169.4	55.864								

37 MUNNICH								DEU		SEAT Leon WTCC				I	
1	10:47.267	114.1	28.562	102.5	21.059	172.9	11:36.888	9	14.432	126.4	24.765	131.2	16.006	173.1	55.203
2	14.305	126.8	24.583	134.4	16.076	174.2	54.964	10	14.384	125.6	24.509	131.0	16.234	172.9	55.127
3	14.254	132.0	24.701	130.0	15.956	173.1	54.911	11	14.296	127.1	24.821	127.9	16.195	172.9	55.312
4	14.367	123.4	24.502	131.8	16.188	172.6	55.057	12	14.413	123.3	25.450	131.6	15.985	173.4	55.848
5	14.423	122.0	24.680	132.8	16.042	170.5	55.145	13	14.332	126.4	24.956	129.1	16.093	171.2	55.381
6	14.402	129.0	24.877	126.4	23.995		1:03.274 Pit	14	15.332	117.0	25.553	120.6	46.075		1:26.960 Pit
7	2:14.742	129.1	25.680	124.9	24.148		3:04.570 Pit								
8	41.674	121.6	25.897	119.7	16.895	171.5	1:24.466								



Circuit Length - 2.243 kilometres
Suzuka

Weather/Track: Sun 26C/Dry 28C

2013 FIA World Touring Car Championship

Warm-Up - Sector Analysis Report

Lap S1 Time S1 Spd S2 Time S2 Spd S3 Time S3 Spd Lap Time Pit Lap S1 Time S1 Spd S2 Time S2 Spd S3 Time S3 Spd Lap Time Pit

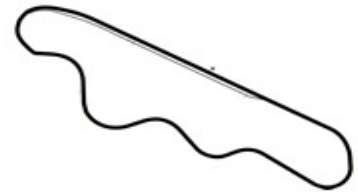
38 BASSENG							DEU		SEAT Leon WTCC						
1	10:46.150	115.0	28.633	119.1	21.442	174.0	11:36.225	8	46.837	131.5	25.468	123.5	16.874	173.7	1:29.179
2	14.098	135.6	24.508	134.3	15.924	173.7	54.530	9	13.907	139.5	26.875	128.8	16.652	173.7	57.434
3	14.098	132.7	24.513	126.8	15.840	173.4	54.451	10	14.209	138.8	24.865	132.5	16.088	174.0	55.162
4	14.041	135.9	24.653	125.8	21.940		1:00.634 Pit	11	13.966	138.2	24.845	130.8	16.128	173.1	54.939
5	4:19.935	135.2	25.145	129.9	16.793	174.0	5:01.873	12	14.048	142.1	55.110	105.7	28.762		1:37.920 Pit
6	14.007	138.2	24.440	132.3	16.034	173.4	54.481								
7	13.946	139.3	24.822	131.8	22.177		1:00.945 Pit								

55 O'YOUNG							HKG		BMW 320 TC							I
1	10:58.840	108.5	30.611	115.7	21.201	117.4	11:50.652	9	14.296	135.4	24.832	121.5	16.886	171.8	56.014	
2	23.273	118.6	33.726	121.6	27.407		1:24.406 Pit	10	14.403	126.5	24.737	131.3	16.049	169.7	55.189	
3	48.959	88.3	35.857	107.3	19.916	165.1	1:44.732	11	14.210	136.5	24.752	131.2	16.171	169.7	55.133	
4	14.548	127.6	24.761	128.8	15.915	171.0	55.224	12	14.269	134.4	24.647	131.6	16.064	172.3	54.980	
5	14.268	129.1	24.452	131.6	15.988	169.1	54.708	13	14.370	133.4	25.052	130.2	16.077	171.2	55.499	
6	14.286	134.9	24.642	127.0	16.710	170.7	55.638	14	14.109	137.7	24.845	130.2	16.025	172.1	54.979	
7	14.236	137.2	24.614	130.7	15.845	170.7	54.695	15	15.884	117.7	30.039	100.9	33.270		1:19.193 Pit	
8	14.252	136.3	24.577	132.1	16.090	170.2	54.919									

60 SOUZA							MAC		Chevrolet Cruze LT							I
1	11:09.016	116.4	28.053	77.5	23.844	166.6	12:00.913	7	14.763	132.2	26.331	130.8	16.703	166.1	57.797	
2	15.156	133.0	25.347	128.0	17.023	165.6	57.526	8	14.816	131.7	25.048	130.5	16.427	165.3	56.291	
3	14.660	133.0	24.680	129.7	16.303	166.8	55.643	9	19.579	126.8	35.161	124.3	26.146		1:20.886 Pit	
4	14.692	135.1	24.827	129.1	16.775	167.1	56.294	10	3:41.358	119.3	26.739	116.4	19.052	166.3	4:27.149	
5	14.712	134.7	25.829	117.0	16.948	167.3	57.489	11	14.843	130.4	25.294	129.6	27.990		1:08.127 Pit	
6	14.627	137.5	25.067	123.6	16.562	165.6	56.256									

67 YOSHIMOTO							JPN		Chevrolet Cruze							I
1	10:43.142	122.7	30.150	109.7	20.142	168.1	11:33.434	8	54.528	133.5	25.464	121.4	16.801	169.4	1:36.793	
2	14.435	132.9	24.765	127.7	16.167	167.8	55.367	9	14.307	135.4	24.956	124.2	16.312	169.1	55.575	
3	14.422	136.5	24.688	127.4	16.098	168.6	55.208	10	14.284	135.9	25.465	123.3	16.407	168.6	56.156	
4	14.310	138.4	24.778	127.3	16.219	169.4	55.307	11	14.292	134.7	25.311	127.3	16.609	167.1	56.212	
5	14.375	134.4	24.908	126.4	16.236	167.6	55.519	12	14.456	132.2	25.481	121.6	21.679		1:01.616 Pit	
6	14.616	130.3	25.318	127.4	20.138		1:00.072	13	47.683	132.5	26.167	113.1	23.894		1:37.744 Pit	
7	24.847	122.4	25.803	122.6	22.060		1:12.710 Pit									

68 KANO							JPN		BMW 320 TC							I
1	11:02.414	104.2	32.376	83.4	18.237	168.4	11:53.027	10	14.425	139.1	24.767	130.2	16.087	169.1	55.279	
2	14.612	132.0	24.880	134.3	16.045	169.9	55.537	11	14.386	139.5	24.885	130.5	16.239	168.4	55.510	
3	14.329	135.8	24.515	132.0	16.089	170.2	54.933	12	14.511	132.4	24.820	128.5	17.474	167.3	56.805	
4	14.251	139.5	24.605	132.6	15.854	170.2	54.710	13	14.476	135.6	24.789	128.8	16.173	169.9	55.438	
5	14.272	136.3	24.842	132.6	15.981	168.6	55.095	14	14.252	138.4	24.793	130.5	16.216	170.2	55.261	
6	14.370	137.2	24.889	132.0	16.078	168.4	55.337	15	14.220	134.2	24.835	127.7	16.126	170.2	55.181	
7	14.531	135.1	24.626	129.4	15.984	168.4	55.141	16	14.375	136.6	25.258	128.8	16.147	170.5	55.780	
8	14.403	137.3	24.732	131.3	16.053	168.6	55.188	17	17.826	101.8	38.466	75.7	36.434		1:32.726 Pit	
9	14.655	134.2	24.865	131.2	16.089	169.4	55.609									



Circuit Length - 2.243 kilometres
Suzuka

Weather/Track: Sun 26C/Dry 28C

2013 FIA World Touring Car Championship

Warm-Up - Sector Analysis Report

Lap S1 Time S1 Spd S2 Time S2 Spd S3 Time S3 Spd Lap Time Pit Lap S1 Time S1 Spd S2 Time S2 Spd S3 Time S3 Spd Lap Time Pit

74 ORIOLA

ESP

Chevrolet Cruze

1	10:40.589	107.8	32.164	105.3	19.613	168.9	11:32.366	7	49.781	123.7	25.022	130.0	21.369	1:36.172	Pit	
2	14.396	135.8	24.404	130.5	15.662	169.4	54.462	8	2:01.139	117.3	27.596	111.7	19.443	169.4	2:48.178	
3	14.352	134.0	24.401	128.8	15.958	169.4	54.711	9	14.227	139.7	25.826	123.2	16.466	170.2	56.519	
4	14.176	139.9	24.576	125.9	15.999	168.9	54.751	10	14.278	137.3	28.541	119.2	17.022	170.2	59.841	
5	14.822	125.2	26.358	123.9	21.443		1:02.623	Pit	11	14.410	134.9	25.485	115.3	23.399	1:03.294	Pit
6	46.858	122.2	25.995	122.6	20.549		1:33.402	Pit								

88 HO

MAC

BMW 320si

I

1	11:03.793	119.1	31.360	84.6	18.663	166.1	11:53.816	9	14.850	129.9	26.539	130.4	16.564	162.2	57.953	
2	14.778	136.1	25.723	129.1	16.416	164.1	56.917	10	14.927	130.7	25.258	128.3	16.598	163.6	56.783	
3	14.830	135.2	25.147	128.3	16.274	165.1	56.251	11	14.887	131.7	25.434	131.8	16.615	161.2	56.936	
4	14.721	135.2	25.793	128.0	16.401	164.3	56.915	12	14.969	130.6	25.054	131.5	16.641	165.3	56.664	
5	14.881	131.5	27.608	101.4	17.192	159.8	59.681	13	14.768	138.4	25.358	131.5	16.659	163.1	56.785	
6	15.049	125.8	25.433	129.9	16.298	164.6	56.780	14	15.000	128.5	25.818	120.4	44.909		1:25.727	Pit
7	14.951	128.8	32.323	117.6	24.445		1:11.719	Pit								
8	2:00.405	90.3	31.113	131.0	16.589	165.6	2:48.107									

99 IZAWA

JPN

Honda Civic WTCC

1	10:33.780	91.8	28.320	101.0	17.475	170.5	11:19.575	9	14.385	132.5	24.628	127.7	16.084	167.1	55.097	
2	14.486	130.3	24.114	129.9	15.949	170.2	54.549	10	14.371	135.2	24.655	126.5	16.104	167.6	55.130	
3	14.383	132.4	24.257	129.3	16.133	165.6	54.773	11	14.378	137.9	24.872	125.9	16.195	170.7	55.445	
4	14.454	135.4	24.407	127.7	16.053	170.5	54.914	12	14.343	133.9	25.793	128.6	16.630	168.1	56.766	
5	14.346	132.0	24.513	130.7	16.619	167.1	55.478	13	14.435	132.5	24.793	129.6	16.271	170.5	55.499	
6	14.426	137.0	24.656	127.0	16.268	167.6	55.350	14	14.895	121.6	35.278	77.5	45.162		1:35.335	Pit
7	15.153	128.8	25.775	130.0	21.685		1:02.613	Pit								
8	2:57.747	124.6	25.121	129.7	16.071	168.1	3:38.939									



Circuit Length - 2.243 kilometres
Suzuka

Weather/Track: Sun 26C/Dry 28C

Printed at 09:16, Sunday, 22 September, 2013

© MST Systems Ltd, 2005 (www.mstworld.com)

Page 6

2013 FIA World Touring Car Championship Warm-Up - Best Sector Speeds Report

SECTOR 1				SECTOR 2				SECTOR 3				
POS	NO	NAME	SPEED	LAP	NO	NAME	SPEED	LAP	NO	NAME	SPEED	LAP
1	5	MICHELISZ	146.0	6	33	TANIGUCHI	136.0	11	5	MICHELISZ	174.5	6
2	7	NG	144.8	2	26	D'ASTE	135.0	3	10	THOMPSON	174.2	1
3	26	D'ASTE	143.7	2	37	MUNNICH	134.4	2	22	BOARDMAN	174.2	6
4	33	TANIGUCHI	143.3	3	38	BASSENG	134.3	2	37	MUNNICH	174.2	2
5	38	BASSENG	142.1	12	68	KANO	134.3	2	38	BASSENG	174.0	1
6	25	BENNANI	141.0	7	15	CORONEL	133.6	3	1	HUFF	173.4	4
7	14	NASH	140.2	7	23	CHILTON	133.6	5	18	MONTEIRO	173.4	1
8	74	ORIOLA	139.9	4	7	NG	133.4	2	15	CORONEL	172.6	11
9	15	CORONEL	139.7	7	14	NASH	133.4	6	3	TARQUINI	172.3	3
10	3	TARQUINI	139.5	11	12	MULLER	133.3	8	25	BENNANI	172.3	7
11	68	KANO	139.5	4	5	MICHELISZ	133.1	2	55	O'YOUNG	172.3	12
12	9	MACDOWALL	139.3	7	22	BOARDMAN	132.9	4	8	KOZLOVSKIY	172.1	2
13	18	MONTEIRO	139.3	3	10	THOMPSON	132.3	2	19	MONJE	171.8	7
14	67	YOSHIMOTO	138.4	4	55	O'YOUNG	132.1	8	7	NG	171.5	3
15	88	HO	138.4	13	88	HO	131.8	11	9	MACDOWALL	171.2	6
16	8	KOZLOVSKIY	138.1	8	3	TARQUINI	131.6	9	23	CHILTON	171.2	3
17	99	IZAWA	137.9	11	18	MONTEIRO	131.5	2	12	MULLER	171.0	2
18	55	O'YOUNG	137.7	14	60	SOUZA	130.8	7	99	IZAWA	170.7	11
19	60	SOUZA	137.5	6	99	IZAWA	130.7	5	68	KANO	170.5	16
20	1	HUFF	137.0	4	25	BENNANI	130.5	7	26	D'ASTE	170.2	11
21	12	MULLER	136.3	2	74	ORIOLA	130.5	2	74	ORIOLA	170.2	9
22	10	THOMPSON	135.9	5	1	HUFF	130.4	11	14	NASH	169.9	5
23	22	BOARDMAN	135.6	7	9	MACDOWALL	130.2	7	33	TANIGUCHI	169.7	11
24	23	CHILTON	134.4	12	8	KOZLOVSKIY	130.0	3	67	YOSHIMOTO	169.4	4
25	19	MONJE	133.4	9	19	MONJE	128.0	6	60	SOUZA	167.3	5
26	37	MUNNICH	132.0	3	67	YOSHIMOTO	127.7	2	88	HO	166.1	1



Circuit Length - 2.243 kilometres
Suzuka

Weather/Track: Sun 26C/Dry 28C

2013 FIA World Touring Car Championship Warm-Up - Best Sector Times Report

POS	NO	SECTOR 1		SECTOR 2		SECTOR 3		IDEAL/BEST LAP COMPARISON							
		TIME	LAP NO	TIME	LAP NO	TIME	LAP NO	NAME	IDEAL	BEST	LAP	DIFF			
1	38	13.907	9	18	23.734	2	5	15.469	2	5	MICHELISZ	53.205	53.363	2	+ 0.158
2	5	13.950	7	5	23.786	2	15	15.483	3	18	MONTEIRO	53.423	53.600	2	+ 0.177
3	15	14.004	11	15	24.009	5	7	15.563	2	15	CORONEL	53.496	53.701	3	+ 0.205
4	18	14.006	9	7	24.084	3	74	15.662	2	7	NG	53.777	54.054	7	+ 0.277
5	22	14.006	7	25	24.094	7	18	15.683	3	25	BENNANI	53.825	53.825	7	+ 0.000
6	10	14.008	7	99	24.114	2	25	15.697	7	10	THOMPSON	53.918	54.050	2	+ 0.132
7	1	14.011	14	26	24.177	2	10	15.716	2	12	MULLER	54.109	54.169	2	+ 0.060
8	25	14.034	7	10	24.194	2	12	15.756	2	26	D'ASTE	54.170	54.188	2	+ 0.018
9	3	14.042	7	12	24.201	2	26	15.789	4	38	BASSENG	54.187	54.451	3	+ 0.264
10	14	14.095	7	3	24.300	9	38	15.840	3	74	ORIOLA	54.239	54.462	2	+ 0.223
11	55	14.109	14	23	24.346	3	55	15.845	7	3	TARQUINI	54.263	54.432	9	+ 0.169
12	7	14.130	7	74	24.401	3	68	15.854	4	55	O'YOUNG	54.406	54.695	7	+ 0.289
13	19	14.135	9	38	24.440	6	3	15.921	9	99	IZAWA	54.406	54.549	2	+ 0.143
14	9	14.152	7	55	24.452	5	9	15.942	6	23	CHILTON	54.456	54.611	4	+ 0.155
15	12	14.152	10	1	24.472	5	23	15.949	5	1	HUFF	54.465	54.651	5	+ 0.186
16	23	14.161	12	37	24.502	4	99	15.949	2	22	BOARDMAN	54.511	54.749	4	+ 0.238
17	74	14.176	4	68	24.515	3	37	15.956	3	68	KANO	54.589	54.710	4	+ 0.121
18	26	14.204	10	22	24.544	4	22	15.961	2	14	NASH	54.696	54.763	5	+ 0.067
19	8	14.207	8	14	24.608	5	1	15.982	3	37	MUNNICH	54.712	54.911	3	+ 0.199
20	68	14.220	15	33	24.671	7	14	15.993	5	9	MACDOWAL	54.880	55.060	7	+ 0.180
21	37	14.254	3	60	24.680	3	67	16.098	3	67	YOSHIMOTO	55.070	55.208	3	+ 0.138
22	67	14.284	10	67	24.688	3	19	16.111	8	33	TANIGUCHI	55.167	55.262	13	+ 0.095
23	33	14.295	15	9	24.786	7	33	16.201	14	19	MONJE	55.175	55.233	9	+ 0.058
24	99	14.343	12	19	24.929	8	8	16.206	7	8	KOZLOVSKI	55.504	55.677	4	+ 0.173
25	60	14.627	6	88	25.054	12	88	16.274	3	60	SOUZA	55.610	55.643	3	+ 0.033
26	88	14.721	4	8	25.091	3	60	16.303	3	88	HO	56.049	56.251	3	+ 0.202

'Perfect Lap' - 53.110




Circuit Length - 2.243 kilometres
Suzuka

Weather/Track: Sun 26C/Dry 28C

2013 FIA World Touring Car Championship GRID FOR RACE 1

ROW 15	77	MAK	
ROW 14	60	SOUZA	61 NG
ROW 13	66	BADARACO	88 HO
ROW 12	22	BOARDMAN	33 TANIGUCHI
ROW 11	68	KANO	8 KOZLOVSKIY
ROW 10	55	O'YOUNG	37 MUNNICH
ROW 9	67	YOSHIMOTO	26 D'ASTE
ROW 8	99	IZAWA	19 MONJE
ROW 7	7	NG	38 BASSENG
ROW 6	1	HUFF	10 THOMPSON
ROW 5	15	CORONEL	25 BENNANI
ROW 4	74	ORIOLA	3 TARQUINI
ROW 3	14	NASH	18 MONTEIRO
ROW 2	23	CHILTON	12 MULLER
ROW 1	5	MICHELISZ	9 MACDOWALL

POLE



Suzuka
Circuit Length = 2.2430 km.

Race Director:	Steward:	Timekeeper:
----------------	----------	-------------

2013 FIA World Touring Car Championship
RACE 1 - PROVISIONAL CLASSIFICATION

POS	NO	CLS	DRIVER / TEAM	NAT	CAR	TIME	LAPS	GAP	KPH	BEST
1	5		Norbert MICHELISZ	HUN	Honda Civic WTCC	23:58.613	26		145.18	52.627
2	9	I	Alex MACDOWALL	GBR	Chevrolet Cruze	24:03.445	26	4.832	144.69	53.747
3	12		Yvan MULLER	FRA	Chevrolet Cruze	24:03.762	26	5.149	144.66	54.165
4	23		Tom CHILTON	GBR	Chevrolet Cruze	24:04.035	26	5.422	144.63	54.528
5	14	I	James NASH	GBR	Chevrolet Cruze	24:12.990	26	14.377	143.74	54.599
6	10		James THOMPSON	GBR	Lada Granta	24:24.224	26	25.611	142.64	55.215
7	1		Robert HUFF	GBR	SEAT Leon WTCC	24:24.399	26	25.786	142.62	55.264
8	15		Tom CORONEL	NLD	BMW 320 TC	24:24.553	26	25.940	142.61	55.074
9	38		Marc BASSENG	DEU	SEAT Leon WTCC	24:24.860	26	26.247	142.58	55.361
10	19	I	Fernando MONJE	ESP	SEAT Leon WTCC	24:25.147	26	26.534	142.55	55.198
11	25	I	Mehdi BENNANI	MAR	BMW 320 TC	24:25.360	26	26.747	142.53	55.194
12	99		Takuya IZAWA	JPN	Honda Civic WTCC	24:25.675	26	27.062	142.50	55.549
13	55	I	Darryl O'YOUNG	HKG	BMW 320 TC	24:27.418	26	28.805	142.33	55.407
14	7	I	Charles NG	HKG	BMW 320 TC	24:32.751	26	34.138	141.81	55.382
15	8		Mikhail KOZLOVSKIY	RUS	Lada Granta	24:34.824	26	36.211	141.61	55.645
16	37	I	Rene MUNNICH	DEU	SEAT Leon WTCC	24:34.893	26	36.280	141.61	55.562
17	33	I	Yukinori TANIGUCHI	JPN	BMW 320 TC	24:35.598	26	36.985	141.54	55.683
18	67	I	Hiroki YOSHIMOTO	JPN	Chevrolet Cruze	24:43.496	26	44.883	140.79	55.147
19	68	I	Masaki KANO	JPN	BMW 320 TC	24:47.280	26	48.667	140.43	55.932
20	66	I	Jeronimo BADARACO	MAC	Chevrolet Cruze LT	24:51.046	26	52.433	140.07	56.274
21	60	I	Filipe de SOUZA	MAC	Chevrolet Cruze LT	24:14.835	25	1 LAP	138.01	55.897
22	61	I	Kin Veng NG	MAC	Chevrolet Cruze LT	24:22.518	25	1 LAP	137.28	56.430
23	77	I	Ka Lok MAK	MAC	BMW 320si	24:28.555	25	1 LAP	136.72	57.049
24	88	I	Henry HO	MAC	BMW 320si	24:37.941	24	2 LAPS	130.39	56.315
25	74		Pepe ORIOLA	ESP	Chevrolet Cruze	19:45.677	21	5 LAPS	142.10	54.822
26	22	I	Tom BOARDMAN	GBR	SEAT Leon WTCC	20:01.443	21	5 LAPS	140.23	55.404
27	3		Gabriele TARQUINI	ITA	Honda Civic WTCC	22:03.705	21	5 LAPS	127.28	54.901
28	18		Tiago MONTEIRO	PRT	Honda Civic WTCC	17:48.302	19	7 LAPS	142.59	54.895
29	26	I	Stefano D'ASTE	ITA	BMW 320 TC	24:39.593	19	7 LAPS	102.95	55.710

FASTEST LAP

5	Norbert MICHELISZ	Honda Civic WTCC	52.627	1	82.54mph	132.84kph
9	Alex MACDOWALL	Chevrolet Cruze	53.747	1	80.82mph	130.07kph

Suzuka

Subject to Technical Scrutineering. For Media Information Purposes - No Regulatory Value.

Circuit Length = 2.2430 km.

Weather/Track: Sun 30C/Dry 34C

Start: 14:31 End: 14:55

Race Director:	Steward:	Timekeeper:	Issued at:
----------------	----------	-------------	------------

2013 FIA World Touring Car Championship
RACE 1 RESULT

POS	NO	CLS	DRIVER / TEAM	NAT	CAR	TIME	LAPS	GAP	KPH	BEST
1	5		Norbert MICHELISZ	HUN	Honda Civic WTCC	23:58.613	26		145.18	53.887
2	9	I	Alex MACDOWALL	GBR	Chevrolet Cruze	24:03.445	26	4.832	144.69	54.289
3	12		Yvan MULLER	FRA	Chevrolet Cruze	24:03.762	26	5.149	144.66	54.439
4	23		Tom CHILTON	GBR	Chevrolet Cruze	24:04.035	26	5.422	144.63	54.528
5	14	I	James NASH	GBR	Chevrolet Cruze	24:12.990	26	14.377	143.74	54.599
6	10		James THOMPSON	GBR	Lada Granta	24:24.224	26	25.611	142.64	55.215
7	1		Robert HUFF	GBR	SEAT Leon WTCC	24:24.399	26	25.786	142.62	55.264
8	15		Tom CORONEL	NLD	BMW 320 TC	24:24.553	26	25.940	142.61	55.074
9	38		Marc BASSENG	DEU	SEAT Leon WTCC	24:24.860	26	26.247	142.58	55.361
10	19	I	Fernando MONJE	ESP	SEAT Leon WTCC	24:25.147	26	26.534	142.55	55.198
11	25	I	Mehdi BENNANI	MAR	BMW 320 TC	24:25.360	26	26.747	142.53	55.194
12	99		Takuya IZAWA	JPN	Honda Civic WTCC	24:25.675	26	27.062	142.50	55.549
13	55	I	Darryl O'YOUNG	HKG	BMW 320 TC	24:27.418	26	28.805	142.33	55.407
14	7	I	Charles NG	HKG	BMW 320 TC	24:32.751	26	34.138	141.81	55.382
15	8		Mikhail KOZLOVSKIY	RUS	Lada Granta	24:34.824	26	36.211	141.61	55.645
16	37	I	Rene MUNNICH	DEU	SEAT Leon WTCC	24:34.893	26	36.280	141.61	55.562
17	33	I	Yukinori TANIGUCHI	JPN	BMW 320 TC	24:35.598	26	36.985	141.54	55.683
18	67	I	Hiroki YOSHIMOTO	JPN	Chevrolet Cruze	24:43.496	26	44.883	140.79	55.147
19	68	I	Masaki KANO	JPN	BMW 320 TC	24:47.280	26	48.667	140.43	55.932
20	66	I	Jeronimo BADARACO	MAC	Chevrolet Cruze LT	24:51.046	26	52.433	140.07	56.274
21	60	I	Filipe de SOUZA	MAC	Chevrolet Cruze LT	24:14.835	25	1 LAP	138.01	55.897
22	61	I	Kin Veng NG	MAC	Chevrolet Cruze LT	24:22.518	25	1 LAP	137.28	56.430
23	77	I	Ka Lok MAK	MAC	BMW 320si	24:28.555	25	1 LAP	136.72	57.049
24	88	I	Henry HO	MAC	BMW 320si	24:37.941	24	2 LAPS	130.39	56.315
25	22	I	Tom BOARDMAN	GBR	SEAT Leon WTCC	20:01.443	21	5 LAPS	140.23	55.404
26	74		Pepe ORIOLA	ESP	Chevrolet Cruze	20:15.677	21	5 LAPS	138.59	54.822
27	3		Gabriele TARQUINI	ITA	Honda Civic WTCC	22:03.705	21	5 LAPS	127.28	54.927
28	18		Tiago MONTEIRO	PRT	Honda Civic WTCC	17:48.302	19	7 LAPS	142.59	54.895
29	26	I	Stefano D'ASTE	ITA	BMW 320 TC	24:39.593	19	7 LAPS	102.95	55.710

FASTEST LAP

5	Norbert MICHELISZ	Honda Civic WTCC	53.887	2	93.11mph	149.84kph
9	Alex MACDOWALL	Chevrolet Cruze	54.289	2	92.42mph	148.73kph

Suzuka

Car 74, +30s drive through penalty applied - (not taken during the race).

Circuit Length = 2.2430 km.

Weather/Track: Sun 30C/Dry 34C

Start: 14:31 End: 14:55

Steward:	Steward:	Steward:	Issued at:
----------	----------	----------	------------

2013 FIA World Touring Car Championship

Race 1 - Sector Analysis Report

Lap S1 Time S1 Spd S2 Time S2 Spd S3 Time S3 Spd Lap Time Pit Lap S1 Time S1 Spd S2 Time S2 Spd S3 Time S3 Spd Lap Time Pit

1 HUFF							GBR	SEAT Leon WTCC							
1	14.456	124.3	26.081	130.7	16.310	171.8	56.847	15	14.250	133.5	25.272	126.2	16.455	171.5	55.977
2	14.375	131.7	24.936	129.6	16.236	172.3	55.547	16	14.261	129.9	25.266	125.5	16.562	171.0	56.089
3	14.083	134.6	24.770	129.1	16.411	172.3	55.264	17	14.270	131.5	25.477	124.6	16.678	171.2	56.425
4	14.186	132.2	25.752	130.0	16.441	172.3	56.379	18	14.308	128.4	25.622	127.4	18.139	165.8	58.069
5	14.262	130.7	24.929	128.2	16.333	172.1	55.524	19	14.669	132.7	25.701	123.9	16.796	170.2	57.166
6	14.276	129.1	24.897	127.3	16.263	172.1	55.436	20	14.275	132.5	25.459	124.2	16.563	169.9	56.297
7	14.212	132.5	24.890	127.1	16.320	172.3	55.422	21	14.454	128.1	25.978	119.0	17.196	169.9	57.628
8	14.283	130.3	25.068	127.6	16.395	171.5	55.746	22	14.380	127.9	25.475	123.9	16.499	171.0	56.354
9	14.237	132.9	25.209	128.0	16.370	171.5	55.816	23	14.347	130.7	25.733	123.3	16.660	170.7	56.740
10	14.246	133.0	24.980	127.7	16.401	172.1	55.627	24	14.454	135.9	25.568	122.2	16.790	171.0	56.812
11	14.237	133.0	25.201	126.2	16.422	171.0	55.860	25	14.438	134.2	26.100	125.9	16.648	169.7	57.186
12	14.189	134.6	25.214	125.6	16.687	159.6	56.090	26	14.865	130.6	26.139	123.8	16.908	167.1	57.912
13	14.584	130.9	25.131	124.9	16.465	172.1	56.180								
14	14.247	131.7	25.228	126.1	16.531	170.2	56.006								

3 TARQUINI							ITA	Honda Civic WTCC							
1	13.763		25.209	131.5	15.929	168.6	54.901	12	14.455	131.5	24.854	126.2	16.265	170.2	55.574
2	14.388	139.0	24.401	130.7	16.138	169.4	54.927	13	14.504	132.4	25.074	128.8	16.300	169.7	55.878
3	14.691	136.8	24.684	128.6	15.968	171.0	55.343	14	14.480	131.9	25.019	127.7	16.325	170.5	55.824
4	14.349	131.1	26.053	129.3	15.979	171.0	56.381	15	14.439	130.7	24.852	124.9	16.341	170.2	55.632
5	14.367	138.2	24.506	127.0	16.059	169.9	54.932	16	14.496	135.9	25.133	128.3	16.265	169.7	55.894
6	14.479	137.3	24.602	126.4	16.067	169.7	55.148	17	14.409	135.4	25.001	126.7	16.310	171.2	55.720
7	14.466	137.9	24.772	124.3	16.129	170.7	55.367	18	14.407	133.7	25.110	126.2	16.348	170.2	55.865
8	14.403	132.4	24.843	127.3	16.113	169.7	55.359	19			1:07.982				1:47.279 Pit
9	14.440	132.2	24.930	123.8	16.177	169.7	55.547	20	1:52.051	123.3	26.092	124.0	17.133	167.6	2:35.276
10	14.428	132.0	24.803	127.1	16.253	170.2	55.484	21	14.677	131.7	25.015	128.3	22.061		1:01.753 Pit
11	14.493	130.6	24.873	127.1	16.255	169.7	55.621								

5 MICHELISZ							HUN	Honda Civic WTCC							
1	12.991	137.9	24.002	129.6	15.634	172.6	52.627	15	14.245	134.6	24.899	124.9	16.215	170.7	55.359
2	14.250	138.4	23.943	133.6	15.694	171.8	53.887	16	14.191	136.5	24.989	124.0	16.288	170.5	55.468
3	14.269	138.8	24.171	130.0	15.791	169.9	54.231	17	14.211	135.2	25.022	123.6	16.321	169.9	55.554
4	14.310	140.2	24.280	130.2	15.891	172.6	54.481	18	14.272	135.6	25.557	126.2	16.263	170.5	56.092
5	14.240	140.8	24.417	129.0	15.987	171.2	54.644	19	14.306	132.4	24.991	124.2	16.413	169.1	55.710
6	14.287	135.6	24.390	129.1	16.044	170.5	54.721	20	14.628	129.0	25.416	121.2	16.511	168.9	56.555
7	14.283	135.6	24.529	128.5	16.012	170.2	54.824	21	14.384	131.9	25.186	123.3	16.528	169.1	56.098
8	14.322	132.5	24.730	127.1	16.045	171.0	55.097	22	14.494	127.6	25.292	123.5	16.554	168.9	56.340
9	14.368	132.9	24.697	126.5	16.035	170.2	55.100	23	14.464	129.3	25.277	123.9	16.396	169.9	56.137
10	14.275	134.9	24.744	125.6	16.154	170.2	55.173	24	14.383	131.2	25.458	120.0	16.619	169.9	56.460
11	14.271	135.6	24.761	125.3	16.165	170.7	55.197	25	14.400	131.1	25.318	123.3	16.538	170.5	56.256
12	14.283	136.5	24.802	127.9	16.165	169.9	55.250	26	14.619	129.5	25.474	119.9	16.611	169.4	56.704
13	14.280	134.7	24.837	125.8	16.199	169.9	55.316								
14	14.241	136.1	24.902	126.1	16.189	170.7	55.332								



Circuit Length - 2.243 kilometres
Suzuka

Weather/Track: Sun 30C/Dry 34C

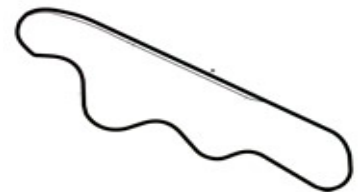
2013 FIA World Touring Car Championship Race 1 - Sector Analysis Report

Lap *S1 Time* *S1 Spd* *S2 Time* *S2 Spd* *S3 Time* *S3 Spd* *Lap Time* *Pit* *Lap* *S1 Time* *S1 Spd* *S2 Time* *S2 Spd* *S3 Time* *S3 Spd* *Lap Time* *Pit*

7 NG							HKG			BMW 320 TC					I
1	14.796	128.2	26.545	130.4	17.305	168.4	58.646	15	14.669	131.4	24.932	126.8	16.509	166.6	56.110
2	14.472	137.0	24.489	130.4	16.421	169.1	55.382	16	14.542	135.1	25.030	125.5	16.557	164.3	56.129
3	14.560	135.1	24.563	129.6	16.404	162.6	55.527	17	14.597	133.5	25.178	125.9	16.674	163.1	56.449
4	15.194	130.4	25.352	131.3	16.307	166.6	56.853	18	14.765	128.8	25.302	125.0	16.979	163.4	57.046
5	14.499	137.9	24.649	128.0	16.367	166.1	55.515	19	14.731	132.9	25.405	124.2	16.577	164.1	56.713
6	14.640	129.9	24.896	129.1	16.608	165.1	56.144	20	14.993	138.8	25.907	122.5	16.621	163.4	57.521
7	14.541	139.7	24.885	129.0	16.329	166.8	55.755	21	14.984	134.7	25.636	122.8	16.698	164.1	57.318
8	14.504	135.9	25.181	129.7	16.778	161.4	56.463	22	14.743	136.3	25.102	125.2	16.351	167.1	56.196
9	14.663	139.7	24.932	124.8	16.554	163.8	56.149	23	14.552	133.0	24.841	126.7	16.328	168.4	55.721
10	14.644	138.1	25.054	127.7	16.651	161.2	56.349	24	14.530	132.5	24.903	126.8	16.476	164.8	55.909
11	14.737	137.3	25.023	129.7	16.598	165.1	56.358	25	14.653	132.5	24.919	127.4	17.416	147.0	56.988
12	14.567	136.6	24.805	125.0	16.408	165.8	55.780	26	17.306	118.6	28.009	114.3	18.023	153.1	1:03.338
13	14.582	139.5	24.924	129.0	16.647	163.6	56.153								
14	14.589	135.6	25.041	126.8	16.609	164.8	56.239								

8 KOZLOVSKIY							RUS			Lada Granta					I
1	16.251	127.3	26.468	129.6	17.883	168.9	1:00.602	15	14.577	128.4	25.427	127.6	16.474	168.1	56.478
2	14.793	133.2	24.886	129.6	16.250	171.0	55.929	16	14.482	136.1	25.457	129.4	16.647	168.9	56.586
3	14.486	134.7	25.787	132.9	16.211	171.0	56.484	17	14.583	136.1	25.492	127.9	16.749	165.3	56.824
4	14.532	141.4	24.880	130.0	16.233	168.9	55.645	18	14.632	132.9	25.513	128.3	16.663	167.1	56.808
5	14.579	130.9	24.912	130.2	16.332	170.2	55.823	19	14.735	130.6	25.652	126.8	16.752	168.6	57.139
6	14.515	129.6	25.086	129.0	16.300	169.4	55.901	20	14.707	122.7	25.693	127.6	16.559	167.6	56.959
7	14.489	131.2	25.131	129.7	16.303	169.4	55.923	21	14.565	132.2	25.605	127.6	16.676	168.9	56.846
8	14.483	133.0	25.176	129.1	16.376	167.6	56.035	22	14.668	131.1	25.642	128.5	16.697	167.8	57.007
9	14.482	134.6	25.328	129.0	16.352	168.6	56.162	23	14.551	135.2	25.661	125.3	16.744	167.3	56.956
10	14.352	136.1	25.238	129.4	16.372	168.6	55.962	24	14.793	135.8	26.004	125.6	16.665	167.6	57.462
11	14.454	129.5	25.908	129.1	16.500	165.3	56.862	25	14.700	129.5	25.808	126.1	16.744	167.6	57.252
12	14.334	133.9	26.109	127.4	16.566	168.4	57.009	26	14.609	134.9	25.819	126.1	16.774	165.3	57.202
13	14.497	133.7	25.352	127.7	16.518	168.1	56.367								
14	14.472	129.9	25.615	128.8	16.514	168.6	56.601								

9 MACDOWALL							GBR			Chevrolet Cruze					I
1	13.059	139.7	24.567	132.1	16.121	171.8	53.747	15	14.169	137.0	25.130	129.1	16.274	170.7	55.573
2	14.202	139.7	24.235	128.0	15.852	172.6	54.289	16	14.236	140.4	25.159	127.9	16.254	171.2	55.649
3	14.161	135.1	24.391	129.7	15.907	171.8	54.459	17	14.223	133.4	25.083	130.5	16.315	171.2	55.621
4	14.138	135.4	24.578	130.0	15.920	172.1	54.636	18	14.249	134.7	25.211	128.8	16.321	170.7	55.781
5	14.131	135.8	24.571	127.9	15.965	171.8	54.667	19	14.473	139.9	25.283	131.8	16.410	171.0	56.166
6	14.171	135.8	24.695	128.3	16.078	171.2	54.944	20	14.285	137.2	25.141	128.2	16.470	170.5	55.896
7	14.114	134.9	24.844	129.3	16.138	171.5	55.096	21	14.335	131.2	25.324	131.0	16.503	170.2	56.162
8	14.185	135.4	24.914	129.1	16.125	170.7	55.224	22	14.353	130.3	25.321	128.8	16.409	170.7	56.083
9	14.211	133.7	24.849	129.9	16.196	171.0	55.256	23	14.258	133.2	25.415	126.5	16.536	170.2	56.209
10	14.218	134.4	24.959	128.5	16.192	170.5	55.369	24	14.422	136.1	26.107	126.4	16.726	170.7	57.255
11	14.262	131.7	25.033	130.2	16.239	170.2	55.534	25	14.598	133.9	25.617	130.5	16.608	169.7	56.823
12	14.214	136.3	24.937	130.7	16.261	170.2	55.412	26	14.490	135.6	25.633	128.0	16.572	168.9	56.695
13	14.207	134.9	24.987	128.8	16.207	169.7	55.401								
14	14.247	133.5	25.013	130.8	16.238	170.7	55.498								



Circuit Length - 2.243 kilometres
Suzuka

Weather/Track: Sun 30C/Dry 34C

2013 FIA World Touring Car Championship

Race 1 - Sector Analysis Report

Lap S1 Time S1 Spd S2 Time S2 Spd S3 Time S3 Spd Lap Time Pit Lap S1 Time S1 Spd S2 Time S2 Spd S3 Time S3 Spd Lap Time Pit

10 THOMPSON

	S1 Time	S1 Spd	S2 Time	S2 Spd	S3 Time	S3 Spd	Lap Time	Pit
1	14.349	137.0	25.768	130.2	15.962	169.1	56.079	
2	14.601	136.8	24.733	128.6	15.934	172.3	55.268	
3	14.296	135.8	24.730	129.4	16.189	172.9	55.215	
4	14.301	135.8	25.987	126.7	16.212	171.8	56.500	
5	14.230	138.6	24.903	124.9	16.224	171.5	55.357	
6	14.269	135.2	25.025	126.7	16.293	172.1	55.587	
7	14.208	132.2	24.996	126.7	16.341	171.2	55.545	
8	14.217	133.2	25.095	126.5	16.341	171.0	55.653	
9	14.284	132.9	25.044	125.0	16.358	170.2	55.686	
10	14.210	134.0	25.138	123.9	16.420	171.2	55.768	
11	14.207	134.2	25.248	123.3	16.447	170.7	55.902	
12	14.285	132.9	25.122	125.8	16.374	170.2	55.781	
13	14.301	133.4	25.328	124.9	16.497	171.0	56.126	
14	14.320	127.9	25.250	123.2	16.460	169.9	56.030	

GBR

Lada Granta

15	14.257	131.1	25.328	123.6	16.492	171.0	56.077	
16	14.304	133.2	25.443	121.9	16.556	169.9	56.303	
17	14.365	134.9	25.532	124.3	16.527	170.7	56.424	
18	14.380	130.7	25.345	126.1	18.286	166.3	58.011	
19	14.666	130.7	25.594	124.8	16.632	169.7	56.892	
20	14.342	133.4	25.629	124.0	16.599	168.9	56.570	
21	14.499	129.8	26.176	127.4	16.812	168.9	57.487	
22	14.556	125.8	25.482	121.4	16.629	167.1	56.667	
23	14.519	132.7	25.872	121.5	16.739	169.4	57.130	
24	14.476	130.7	25.804	121.9	16.728	169.7	57.008	
25	14.557	135.1	25.928	122.8	16.760	167.8	57.245	
26	14.888	131.7	26.135	123.8	16.890	167.6	57.913	

12 MULLER

	S1 Time	S1 Spd	S2 Time	S2 Spd	S3 Time	S3 Spd	Lap Time	Pit
1	13.304	137.3	24.850	135.6	16.011	171.0	54.165	
2	14.284	132.0	24.331	131.6	15.824	173.1	54.439	
3	14.134	132.7	24.449	128.0	15.924	172.9	54.507	
4	14.163	133.7	24.591	129.7	15.897	172.6	54.651	
5	14.085	132.7	24.595	128.6	16.048	171.8	54.728	
6	14.112	133.0	24.708	128.2	16.022	171.8	54.842	
7	14.164	131.7	24.792	127.6	16.127	172.3	55.083	
8	14.147	134.4	24.931	128.6	16.153	171.2	55.231	
9	14.192	131.1	24.883	127.6	16.175	172.1	55.250	
10	14.122	134.0	24.947	128.0	16.222	171.5	55.291	
11	14.225	129.3	25.023	129.9	16.328	170.7	55.576	
12	14.167	132.4	24.896	127.6	16.291	171.0	55.354	
13	14.159	131.1	25.040	126.8	16.267	170.7	55.466	
14	14.154	133.0	24.961	127.3	16.278	171.2	55.393	

FRA

Chevrolet Cruze

15	14.145	131.4	25.063	125.9	16.220	171.8	55.428	
16	14.368	127.4	25.093	126.1	16.279	170.7	55.740	
17	14.217	129.5	25.140	126.1	16.360	171.0	55.717	
18	14.172	133.5	25.168	128.2	16.304	171.8	55.644	
19	14.538	136.1	25.164	128.5	16.449	171.5	56.151	
20	14.310	129.8	25.089	126.7	16.448	170.5	55.847	
21	14.341	131.4	25.273	127.0	16.567	171.5	56.181	
22	14.303	131.5	25.317	129.9	16.416	170.2	56.036	
23	14.285	134.0	25.482	127.6	16.399	170.5	56.166	
24	14.475	128.4	26.099	126.1	16.637	170.7	57.211	
25	14.707	125.3	25.577	127.0	16.621	171.0	56.905	
26	14.536	125.3	25.535	127.6	16.689	167.8	56.760	

14 NASH

	S1 Time	S1 Spd	S2 Time	S2 Spd	S3 Time	S3 Spd	Lap Time	Pit
1	13.680	132.4	25.803	131.6	16.145	168.4	55.628	
2	14.247	138.6	24.426	134.3	15.926	173.4	54.599	
3	14.632	124.2	24.900	131.5	16.059	171.8	55.591	
4	14.100	138.4	25.892	129.3	16.107	171.2	56.099	
5	14.196	140.4	24.656	129.6	16.116	171.2	54.968	
6	14.230	141.6	24.901	130.0	16.189	171.8	55.320	
7	14.167	136.5	25.098	127.0	16.092	171.8	55.357	
8	14.187	134.7	24.904	127.3	16.190	171.8	55.281	
9	14.233	130.1	25.134	129.0	16.204	172.1	55.571	
10	14.245	130.6	24.985	127.6	16.323	172.6	55.553	
11	14.294	130.7	25.056	127.9	16.259	171.2	55.609	
12	14.233	133.0	25.049	126.7	16.368	171.8	55.650	
13	14.279	132.9	25.188	124.9	16.266	171.8	55.733	
14	14.256	132.9	25.170	127.0	16.358	170.2	55.784	

GBR

Chevrolet Cruze

15	14.288	129.5	25.213	126.5	16.306	171.5	55.807	
16	14.218	133.9	25.385	128.3	16.345	171.2	55.948	
17	14.253	132.0	25.134	127.4	16.361	171.5	55.748	
18	14.175	134.4	25.342	128.3	16.292	171.0	55.809	
19	14.352	129.3	25.229	128.8	16.527	171.0	56.108	
20	14.421	129.6	25.223	128.6	16.389	170.7	56.033	
21	14.421	130.3	25.537	122.3	16.408	170.7	56.366	
22	14.435	130.7	25.301	126.2	16.399	170.7	56.135	
23	14.416	128.1	25.567	127.3	16.433	171.8	56.416	
24	14.457	128.4	25.700	123.0	16.419	171.0	56.576	
25	14.554	127.0	25.578	126.8	16.493	171.2	56.625	
26	14.441	131.9	26.900	119.9	17.335	153.8	58.676	



Circuit Length - 2.243 kilometres
Suzuka

Weather/Track: Sun 30C/Dry 34C

Printed at 15:08, Sunday, 22 September, 2013

© MST Systems Ltd, 2005 (www.mstworld.com)

Page 3

2013 FIA World Touring Car Championship

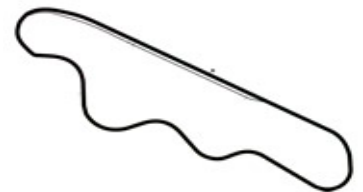
Race 1 - Sector Analysis Report

Lap S1 Time S1 Spd S2 Time S2 Spd S3 Time S3 Spd Lap Time Pit Lap S1 Time S1 Spd S2 Time S2 Spd S3 Time S3 Spd Lap Time Pit

15 CORONEL							NLD		BMW 320 TC						
1	14.097	129.1	25.725	128.5	16.211	166.1	56.033	15	14.282	135.4	25.477	123.2	16.288	169.1	56.047
2	14.760	141.2	24.981	129.7	15.957	171.8	55.698	16	14.372	135.2	25.399	127.0	16.500	169.4	56.271
3	14.295	135.6	24.754	130.7	16.025	171.2	55.074	17	14.434	135.2	25.649	126.4	16.442	168.1	56.525
4	14.349	132.4	26.082	127.9	16.093	170.7	56.524	18	14.427	133.7	25.733	126.2	17.980	167.3	58.140
5	14.412	130.1	24.848	125.9	16.131	171.2	55.391	19	14.565	133.9	25.590	126.1	16.500	169.1	56.655
6	14.279	135.2	25.144	128.3	16.060	170.2	55.483	20	14.469	135.4	25.688	122.5	16.372	167.8	56.529
7	14.346	133.5	25.019	127.4	16.220	169.9	55.585	21	14.671	128.1	26.475	122.1	16.947	168.1	58.093
8	14.296	134.4	25.057	127.3	16.390	169.9	55.743	22	14.443	136.1	25.083	125.2	16.526	166.8	56.052
9	14.384	137.7	24.881	129.0	16.324	170.2	55.589	23	14.627	134.7	25.928	124.2	16.680	167.1	57.235
10	14.279	138.6	25.288	124.9	16.180	170.5	55.747	24	14.879	131.4	25.579	123.5	16.775	168.9	57.233
11	14.336	135.8	25.316	128.6	16.245	169.7	55.897	25	14.566	143.3	26.097	124.2	16.525	169.4	57.188
12	14.361	136.3	25.171	126.2	16.247	169.1	55.779	26	14.862	130.7	26.251	124.8	16.755	166.6	57.868
13	14.444	134.4	25.321	125.3	16.421	169.4	56.186								
14	14.311	133.5	25.331	122.8	16.346	170.7	55.988								

18 MONTEIRO							PRT		Honda Civic WTCC						
1	13.455	138.2	24.301	136.1	18.106	166.3	55.862	11	14.153	135.8	25.215	124.8	16.323	170.5	55.691
2	14.469	138.6	24.508	129.9	15.918	172.1	54.895	12	14.243	133.7	25.184	126.1	16.344	170.7	55.771
3	14.381	130.7	24.918	131.0	16.034	171.8	55.333	13	14.204	135.2	25.328	124.6	16.455	171.2	55.987
4	14.241	133.9	26.185	129.1	16.143	172.9	56.569	14	14.152	137.2	25.313	121.9	16.535	169.9	56.000
5	14.198	138.2	24.911	128.2	16.168	171.0	55.277	15	14.191	135.2	25.420	122.1	16.371	170.5	55.982
6	14.261	134.7	25.133	124.2	16.152	170.7	55.546	16	14.259	133.5	25.530	125.0	16.474	170.2	56.263
7	14.205	133.2	25.029	123.6	16.298	170.7	55.532	17	14.186	138.6	25.706	123.8	16.532	171.0	56.424
8	14.184	134.9	24.976	127.0	16.443	170.7	55.603	18	14.330	128.1	25.822	126.7	18.893	164.6	59.045
9	14.278	130.9	25.265	125.5	16.360	171.2	55.903	19	15.305	129.1	25.746	123.0	19.797		1:00.848 Pit
10	14.171	137.9	25.261	128.5	16.339	171.2	55.771								

19 MONJE							ESP		SEAT Leon WTCC							I
1	15.169	130.4	26.459	127.6	17.587	169.4	59.215	15	14.264	134.9	25.235	124.8	16.501	169.9	56.000	
2	14.422	131.2	24.481	128.5	16.340	171.2	55.243	16	14.305	132.4	25.196	123.8	16.583	170.2	56.084	
3	14.475	130.4	24.548	128.6	16.175	169.4	55.198	17	14.377	130.4	25.354	123.3	16.652	168.4	56.383	
4	14.877	132.5	24.747	126.7	16.316	170.2	55.940	18	14.426	130.6	25.336	122.9	17.015	168.1	56.777	
5	14.245	135.1	24.774	125.3	16.318	169.9	55.337	19	14.769	134.6	25.838	122.5	16.690	169.4	57.297	
6	14.345	129.0	24.914	125.6	16.406	169.9	55.665	20	14.365	130.6	25.468	122.3	16.555	169.4	56.388	
7	14.264	134.0	24.953	124.8	16.578	167.3	55.795	21	14.367	129.9	25.830	121.8	17.376	167.3	57.573	
8	14.272	136.5	24.853	127.4	16.309	170.5	55.434	22	14.474	131.2	25.444	126.7	16.600	167.8	56.518	
9	14.218	137.0	25.014	124.0	16.343	169.4	55.575	23	14.397	131.4	25.511	124.3	16.748	170.2	56.656	
10	14.312	131.4	25.099	125.3	16.312	170.2	55.723	24	14.502	131.4	25.599	122.5	16.898	169.7	56.999	
11	14.397	128.2	25.184	123.6	16.349	169.1	55.930	25	14.486	132.2	25.957	118.6	17.131	169.9	57.574	
12	14.342	132.9	25.234	123.5	16.526	167.8	56.102	26	14.560	130.3	25.997	124.3	16.939	166.8	57.496	
13	14.352	133.4	25.118	123.9	16.527	168.9	55.997									
14	14.403	130.3	25.247	122.6	16.598	169.7	56.248									



Circuit Length - 2.243 kilometres
Suzuka

Weather/Track: Sun 30C/Dry 34C

Printed at 15:08, Sunday, 22 September, 2013

© MST Systems Ltd, 2005 (www.mstworld.com)

Page 4

2013 FIA World Touring Car Championship

Race 1 - Sector Analysis Report

Lap S1 Time S1 Spd S2 Time S2 Spd S3 Time S3 Spd Lap Time Pit Lap S1 Time S1 Spd S2 Time S2 Spd S3 Time S3 Spd Lap Time Pit

22 BOARDMAN							GBR	SEAT Leon WTCC					I		
1	16.419	124.5	26.452	135.0	18.210	168.1	1:01.081	12	14.201	135.9	25.658	131.8	16.331	171.0	56.190
2	14.747	140.1	25.120	135.8	16.255	172.3	56.122	13	14.255	132.2	24.833	131.5	16.316	169.7	55.404
3	14.256	141.0	25.837	136.8	16.331	172.9	56.424	14	14.176	134.6	25.138	130.8	16.346	170.2	55.660
4	14.400	137.2	25.311	128.6	16.271	172.6	55.982	15	14.233	130.9	25.196	131.2	16.423	171.2	55.852
5	14.143	130.4	24.906	131.5	16.384	168.9	55.433	16	14.279	136.1	25.208	130.0	16.457	171.0	55.944
6	14.400	128.7	25.049	131.3	16.370	171.0	55.819	17	14.247	138.8	25.599	127.9	16.371	170.5	56.217
7	14.409	131.5	25.233	126.8	16.540	169.1	56.182	18	14.404	128.5	26.035	129.9	16.659	170.5	57.098
8	14.242	132.7	25.167	130.0	16.342	169.9	55.751	19	14.370	129.9	25.340	130.4	16.732	154.6	56.442
9	14.399	131.2	25.359	130.8	16.426	170.2	56.184	20	15.760	138.8	26.054	132.0	17.666	128.1	59.480
10	14.169	138.6	25.407	131.2	16.480	170.2	56.056	21	20.492	114.5	28.414	118.3	22.653		1:11.559 Pit
11	14.252	132.5	25.761	131.2	16.550	167.6	56.563								

23 CHILTON							GBR	Chevrolet Cruze							
1	13.519		25.030	134.3	15.986	171.8	54.535	15	14.181	129.0	25.030	125.3	16.389	172.6	55.600
2	14.155	132.5	24.405	129.4	15.968	173.4	54.528	16	14.215	128.1	25.151	124.8	16.433	171.2	55.799
3	13.983	135.2	24.528	133.3	16.113	172.1	54.624	17	14.219	130.1	25.029	124.5	16.352	172.1	55.600
4	14.035	135.8	24.641	130.7	16.071	172.6	54.747	18	14.118	132.4	25.070	126.4	16.392	171.5	55.580
5	14.050	134.9	24.624	129.6	16.108	172.1	54.782	19	14.233	130.6	26.111	125.0	16.430	171.5	56.774
6	14.007	134.9	24.658	127.1	16.188	171.5	54.853	20	14.290	127.4	25.233	126.7	16.496	171.5	56.019
7	14.100	132.2	24.721	128.8	16.224	172.3	55.045	21	14.243	129.8	25.256	126.8	16.384	171.2	55.883
8	14.089	132.5	24.969	127.9	16.274	172.6	55.332	22	14.255	129.0	25.179	126.4	16.321	171.2	55.755
9	14.028	134.0	24.939	126.5	16.277	172.3	55.244	23	14.144	130.3	25.163	124.0	16.558	171.5	55.865
10	14.182	129.5	24.848	128.0	16.307	172.3	55.337	24	14.241	128.4	25.806	123.5	16.601	171.2	56.648
11	14.090	132.2	25.022	128.2	16.368	171.8	55.480	25	14.461	124.6	25.739	123.0	16.690	171.8	56.890
12	14.051	132.9	25.079	126.1	16.340	171.8	55.470	26	14.338	128.2	25.649	126.7	16.637	171.0	56.624
13	14.131	130.4	24.946	127.1	16.387	171.5	55.464								
14	14.199	131.4	25.010	127.0	16.348	172.1	55.557								

25 BENNANI							MAR	BMW 320 TC					I		
1	14.293	126.8	26.095	128.6	16.079	169.7	56.467	15	14.395	130.7	25.260	123.8	16.410	171.2	56.065
2	14.581	132.0	24.952	129.4	15.986	172.3	55.519	16	14.376	130.1	25.309	122.2	16.515	169.9	56.200
3	14.275	132.9	24.792	127.6	16.127	171.0	55.194	17	14.413	133.9	25.590	125.2	16.516	169.4	56.519
4	14.372	130.3	25.913	125.8	16.185	171.5	56.470	18	14.434	130.6	25.684	127.6	18.240	164.1	58.358
5	14.314	133.2	24.852	125.0	16.300	170.5	55.466	19			41.761	126.4		170.7	58.185
6	14.374	132.2	24.886	124.9	16.170	170.5	55.430	20	14.386	129.8	25.206	123.5	16.522	170.5	56.114
7	14.348	132.7	24.904	127.1	16.294	169.9	55.546	21	14.506	127.4	25.743	116.5	17.454	168.9	57.703
8	14.345	133.2	24.979	125.3	16.408	172.1	55.732	22	14.454	127.3	25.444	121.8	16.526	168.9	56.424
9	14.318	134.7	24.959	124.5	16.411	171.8	55.688	23	14.461	127.9	25.533	121.5	16.639	170.5	56.633
10	14.350	134.2	25.063	123.6	16.360	170.5	55.773	24	14.595	125.8	25.609	122.3	16.841	169.9	57.045
11	14.342	135.8	25.160	125.0	16.346	170.2	55.848	25	14.485	127.6	25.937	119.5	17.129	167.3	57.551
12	14.333	135.8	25.118	123.9	16.301	169.4	55.752	26	14.511	133.7	26.141	122.3	16.826	166.6	57.478
13	14.419	133.7	25.265	123.3	16.443	170.2	56.127								
14	14.308	135.2	25.293	123.5	16.472	170.2	56.073								



Circuit Length - 2.243 kilometres
Suzuka

Weather/Track: Sun 30C/Dry 34C

Printed at 15:08, Sunday, 22 September, 2013

© MST Systems Ltd, 2005 (www.mstworld.com)

2013 FIA World Touring Car Championship

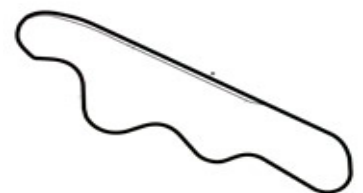
Race 1 - Sector Analysis Report

Lap S1 Time S1 Spd S2 Time S2 Spd S3 Time S3 Spd Lap Time Pit Lap S1 Time S1 Spd S2 Time S2 Spd S3 Time S3 Spd Lap Time Pit

26 D'ASTE						ITA			BMW 320 TC						I
1	15.109	129.9	26.043	135.3	24.654	164.1	1:05.806	11	14.785	118.7	25.408	129.6	16.654	168.6	56.847
2	15.511	133.2	27.556	115.5	25.811		1:08.878 Pit	12	15.000	121.5	26.103	124.6	16.681	169.4	57.784
3	6:41.714	137.0	24.872	130.4	16.259	167.1	7:22.845	13	14.404	135.9	25.172	128.5	16.365	167.6	55.941
4	14.604	139.1	25.620	130.8	16.030	168.1	56.254	14	14.616	132.0	25.112	128.2	16.528	166.8	56.256
5	14.484	131.4	25.150	128.3	16.098	167.6	55.732	15	14.614	132.2	25.467	127.1	16.245	166.3	56.326
6	14.579	134.4	24.878	132.6	16.253	167.8	55.710	16	14.553	135.8	25.240	129.3	16.627	167.6	56.420
7	14.585	133.7	24.970	128.2	16.160	168.4	55.715	17	14.623	135.8	25.352	128.2	16.386	166.8	56.361
8	14.457	132.9	25.386	125.8	16.754	169.1	56.597	18	14.657	133.5	25.403	128.2	16.631	166.3	56.691
9	14.383	136.3	25.213	129.0	16.329	167.8	55.925	19	14.712	126.2	25.466	127.1	16.498	158.6	56.676
10	14.483	135.8	25.515	127.1	16.831	166.3	56.829								

33 TANIGUCHI						JPN			BMW 320 TC						I
1	16.206	135.9	26.345	132.0	19.659	167.6	1:02.210	15	14.503	132.5	25.447	127.3	16.611	170.5	56.561
2	14.472	142.1	26.387	133.3	16.232	169.7	57.091	16	14.355	135.9	25.231	131.2	16.611	170.5	56.197
3	14.437	139.3	24.999	135.0	16.375	169.4	55.811	17	14.607	132.4	25.884	131.3	16.698	170.7	57.189
4	14.405	135.1	24.937	135.1	16.560	170.2	55.902	18	14.430	133.9	25.492	130.5	16.600	169.4	56.522
5	14.406	136.3	25.003	133.3	16.278	169.9	55.687	19	14.599	128.7	26.248	131.5	16.607	170.2	57.454
6	14.433	131.9	25.421	132.6	16.383	170.2	56.237	20	14.591	127.6	25.445	133.8	16.780	169.7	56.816
7	14.468	136.8	25.391	132.0	16.672	168.4	56.531	21	14.636	129.6	25.768	130.0	16.324	171.0	56.728
8	14.479	135.6	25.204	132.1	16.227	170.5	55.910	22	14.620	126.8	25.699	132.6	16.829	169.9	57.148
9	14.345	136.3	25.220	134.1	16.431	170.5	55.996	23	14.406	134.7	25.626	131.3	16.786	168.9	56.818
10	14.321	132.5	24.915	134.6	16.447	169.7	55.683	24	14.921	119.8	26.549	120.7	17.842	165.8	59.312
11	14.465	130.1	25.406	134.4	16.794	169.7	56.665	25	14.613	133.5	25.322	132.8	16.497	169.1	56.432
12	14.356	132.7	25.353	132.8	16.437	170.2	56.146	26	14.427	133.4	25.345	132.3	16.491	168.6	56.263
13	14.357	133.5	25.183	127.3	16.435	169.9	55.975								
14	14.393	133.2	25.390	130.7	16.531	168.6	56.314								

37 MUNNICH						DEU			SEAT Leon WTCC						I
1	16.090	123.4	26.987	124.5	19.275	169.1	1:02.352	15	14.558	126.2	25.494	128.2	16.360	172.1	56.412
2	14.677	136.3	24.755	131.5	16.130	172.6	55.562	16	14.556	126.7	25.410	127.7	16.549	172.1	56.515
3	14.421	128.8	25.277	131.5	16.357	172.3	56.055	17	14.762	126.2	25.744	126.5	16.498	169.7	57.004
4	14.500	127.4	25.418	126.7	16.527	173.1	56.445	18	14.581	128.5	25.581	125.6	16.565	171.2	56.727
5	14.592	129.0	24.990	130.2	16.293	171.5	55.875	19	14.790	118.2	26.009	125.9	16.674	170.5	57.473
6	14.652	127.6	25.302	130.8	16.224	171.0	56.178	20	14.568	122.7	25.469	127.7	16.711	169.4	56.748
7	14.502	127.3	25.562	129.0	16.464	170.7	56.528	21	14.625	124.9	25.460	124.6	16.664	172.3	56.749
8	14.609	127.3	25.018	130.5	16.235	170.5	55.862	22	14.757	123.9	25.637	128.5	16.593	171.0	56.987
9	14.554	127.6	25.068	131.3	16.281	171.2	55.903	23	14.598	128.7	25.639	127.6	16.696	169.1	56.933
10	14.376	131.2	25.084	128.5	16.228	170.7	55.688	24	14.798	128.7	26.753	121.9	17.139	169.4	58.690
11	14.491	127.0	25.250	128.3	16.289	170.7	56.030	25	14.656	123.4	25.378	127.4	16.453	169.9	56.487
12	14.390	123.4	25.269	125.9	16.590	172.3	56.249	26	14.637	125.8	25.414	126.7	16.441	168.4	56.492
13	14.699	124.6	25.209	128.5	16.435	171.0	56.343								
14	14.647	122.9	25.472	127.3	16.487	172.3	56.606								



Circuit Length - 2.243 kilometres
Suzuka

Weather/Track: Sun 30C/Dry 34C

2013 FIA World Touring Car Championship

Race 1 - Sector Analysis Report

Lap S1 Time S1 Spd S2 Time S2 Spd S3 Time S3 Spd Lap Time Pit Lap S1 Time S1 Spd S2 Time S2 Spd S3 Time S3 Spd Lap Time Pit

38 BASSENG

DEU

SEAT Leon WTCC

1	14.592		26.113	132.8	16.465	172.1	57.170	15	14.183	134.6	25.287	127.3	16.519	171.5	55.989
2	14.273	135.8	25.025	129.7	16.247	174.0	55.545	16	14.304	131.9	25.318	127.4	16.602	172.6	56.224
3	14.077	141.2	25.001	128.3	16.283	172.9	55.361	17	14.234	137.0	25.459	127.0	16.474	172.3	56.167
4	14.064	137.2	25.749	125.5	16.464	172.1	56.277	18	14.236	134.2	25.474	126.5	17.344	167.8	57.054
5	14.206	136.6	25.044	128.3	16.385	172.3	55.635	19	14.715	132.7	25.783	126.4	16.707	171.2	57.205
6	14.189	136.6	25.125	128.6	16.318	172.6	55.632	20	14.358	133.5	25.522	124.5	16.480	171.5	56.360
7	14.189	136.8	25.079	125.5	16.350	172.3	55.618	21	14.368	130.9	25.960	118.3	17.308	168.4	57.636
8	14.327	130.7	25.208	127.6	16.353	172.6	55.888	22	14.378	135.2	25.561	123.8	16.477	171.2	56.416
9	14.277	131.4	25.079	126.4	16.351	172.3	55.707	23	14.323	132.5	25.654	126.1	16.689	171.8	56.666
10	14.282	129.5	25.221	128.0	16.504	172.6	56.007	24	14.522	131.7	25.698	122.8	16.859	172.1	57.079
11	14.256	136.1	25.248	125.9	16.394	172.1	55.898	25	14.455	128.4	26.107	115.5	17.017	168.6	57.579
12	14.279	135.8	25.300	125.6	16.462	172.1	56.041	26	14.502	139.3	26.108	122.2	16.852	168.1	57.462
13	14.306	129.8	25.279	125.3	16.459	171.2	56.044								
14	14.310	130.3	25.446	126.8	16.444	172.1	56.200								

55 O'YOUNG

HKG

BMW 320 TC

I

1	15.593	129.9	26.300	129.4	19.055	166.3	1:00.948	15	14.440	132.0	25.173	124.5	16.280	170.5	55.893
2	14.745	140.2	25.066	131.8	16.033	171.2	55.844	16	14.451	134.6	25.187	126.7	16.273	170.5	55.911
3	14.455	140.2	25.827	129.9	16.191	171.0	56.473	17	14.400	134.2	25.478	126.5	16.264	169.7	56.142
4	14.577	144.8	25.379	128.2	16.009	169.9	55.965	18	14.697	128.8	25.980	121.9	16.466	169.9	57.143
5	14.269	137.7	24.855	128.3	16.283	170.5	55.407	19	14.482	133.7	25.397	126.4	16.479	169.9	56.358
6	14.535	136.6	25.112	132.9	16.335	170.5	55.982	20	14.941	137.5	26.255	126.5	16.344	169.9	57.540
7	14.419	135.8	25.285	128.5	16.202	170.7	55.906	21	14.524	133.9	25.715	121.8	16.603	166.1	56.842
8	14.434	133.5	25.255	127.4	16.259	169.7	55.948	22	14.710	134.9	25.108	128.2	16.250	169.9	56.068
9	14.522	138.6	25.361	129.9	16.287	168.4	56.170	23	14.403	135.8	25.090	125.2	16.225	170.2	55.718
10	14.385	138.6	25.302	126.5	16.318	168.6	56.005	24	14.453	133.7	25.183	125.9	16.229	170.5	55.865
11	14.457	126.2	25.584	127.9	16.303	169.9	56.344	25	14.382	139.0	25.324	124.9	17.538	160.5	57.244
12	14.422	134.2	24.987	131.3	16.252	170.2	55.661	26	15.030	129.9	25.584	127.0	17.567	167.1	58.181
13	14.329	139.9	25.153	128.5	16.395	169.7	55.877								
14	14.475	129.8	25.179	130.2	16.329	169.7	55.983								

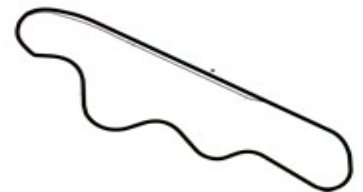
60 SOUZA

MAC

Chevrolet Cruze LT

I

1	16.969	130.7	26.867	123.2	20.140	160.7	1:03.976	14	15.031	134.6	25.343	124.3	16.783	163.1	57.157
2	14.972	138.8	25.024	128.6	16.353	166.1	56.349	15	15.061	132.5	25.426	125.6	16.924	162.4	57.411
3	14.860	128.8	24.652	129.0	16.551	164.3	56.063	16	14.996	132.2	25.306	124.9	16.868	159.8	57.170
4	14.882	136.3	24.711	127.1	16.304	164.6	55.897	17	15.077	130.6	25.532	126.2	16.754	163.1	57.363
5	14.931	132.4	25.034	126.7	16.685	164.8	56.650	18	14.979	134.4	25.663	121.5	16.940	163.4	57.582
6	14.942	131.9	25.034	127.6	16.747	164.1	56.723	19	15.124	131.9	25.749	122.8	16.977	162.9	57.850
7	14.951	137.2	26.140	120.4	16.765	164.3	57.856	20	14.987	133.0	25.736	121.6	16.919	163.4	57.642
8	14.738	134.7	25.369	124.0	16.714	163.8	56.821	21	15.023	132.9	25.687	124.8	16.871	162.2	57.581
9	15.413	123.3	25.414	126.4	16.697	162.2	57.524	22	15.154	135.6	26.064	121.6	16.836	163.4	58.054
10	14.865	134.9			43.871	160.7	58.736	23	15.274	126.2	37.953	120.7	17.346	156.2	1:10.573
11	15.122	132.2	26.397	126.4	16.707	162.9	58.226	24	15.706	127.0	26.529	116.5	17.036	162.4	59.271
12	14.881	135.8	25.484	117.9	16.804	164.1	57.169	25	15.243	130.1	26.064	120.3	17.061	160.7	58.368
13	14.793	136.3	25.253	125.6	16.777	160.7	56.823								



Circuit Length - 2.243 kilometres
Suzuka

Weather/Track: Sun 30C/Dry 34C

Printed at 15:08, Sunday, 22 September, 2013

© MST Systems Ltd, 2005 (www.mstworld.com)

Page 7

2013 FIA World Touring Car Championship

Race 1 - Sector Analysis Report

Lap S1 Time S1 Spd S2 Time S2 Spd S3 Time S3 Spd Lap Time Pit Lap S1 Time S1 Spd S2 Time S2 Spd S3 Time S3 Spd Lap Time Pit

61 NG							MAC			Chevrolet Cruze LT					I
1	17.723	124.9	26.971	127.4	19.819	157.5	1:04.513	14	15.158	132.5	26.039	119.2	16.822	161.2	58.019
2	15.497	126.1	25.138	124.5	16.436	160.7	57.071	15	15.044	140.8	26.217	116.2	16.914	158.4	58.175
3	14.973	136.8	25.109	123.8	16.348	161.9	56.430	16	15.219	137.3	25.964	116.8	17.011	160.7	58.194
4	14.958	134.6	25.191	120.2	16.600	161.9	56.749	17	15.411	138.6	29.200	121.5	16.847	161.9	1:01.458
5	15.012	136.6	25.278	122.5	16.493	160.7	56.783	18	15.943	117.8	28.141	122.2	16.919	161.9	1:01.003
6	14.928	135.2	25.732	120.8	16.687	162.9	57.347	19	15.027	129.3	26.078	117.9	17.131	162.2	58.236
7	14.977	139.1	25.822	118.6	16.927	161.7	57.726	20	15.325	132.5	27.412	121.6	17.079	161.0	59.816
8	15.147	139.1	25.802	116.1	16.858	159.8	57.807	21	15.096	133.2	26.167	115.9	16.929	161.2	58.192
9	15.384	132.9	25.893	115.9	16.808	160.7	58.085	22	15.126	135.1	26.985	117.1	16.939	161.4	59.050
10	15.084	141.2	25.960	114.6	16.984	159.1	58.028	23	15.317	129.6	26.147	117.3	17.057	161.2	58.521
11	15.034	140.2	25.747	117.6	17.244	157.5	58.025	24	15.305	134.4	26.279	116.0	17.248	161.2	58.832
12	15.199	131.9	25.928	116.4	16.983	160.3	58.110	25	15.228	140.4	26.260	119.2	16.937	159.6	58.425
13	15.217	133.5	25.750	117.8	16.956	161.0	57.923								

66 BADARACO							MAC			Chevrolet Cruze LT					I
1	17.483	126.2	26.831	122.9	20.056	159.3	1:04.370	15	14.721	128.2	25.608	119.5	16.795	165.3	57.124
2	15.083	131.9	24.855	123.3	16.645	165.1	56.583	16	15.110	123.3	25.585	122.1	16.628	163.6	57.323
3	14.839	129.6	25.234	125.2	16.421	166.3	56.494	17	14.836	124.3	25.626	114.3	17.097	163.1	57.559
4	14.853	133.2	25.089	123.2	16.334	165.8	56.276	18	15.022	127.6	25.417	123.8	16.712	165.1	57.151
5	14.766	130.6	25.101	124.6	16.463	165.6	56.330	19	14.992	130.6	25.677	122.5	17.000	165.8	57.669
6	14.752	129.9	25.049	125.3	16.500	165.6	56.301	20	14.914	122.2	25.730	119.9	16.747	164.1	57.391
7	14.862	132.0	25.787	121.8	16.791	164.6	57.440	21	14.992	127.3	25.704	123.3	16.791	163.1	57.487
8	14.868	130.6	25.334	120.8	16.585	165.1	56.787	22	14.943	132.7	25.612	121.8	16.746	164.8	57.301
9	15.021	129.9	25.086	123.2	16.502	165.1	56.609	23	15.032	127.1	25.877	122.8	16.940	164.1	57.849
10	14.707	134.7	24.995	125.3	16.572	164.8	56.274	24	15.316	121.3	25.959	120.6	16.792	165.1	58.067
11	14.745	131.2	25.215	122.2	16.570	165.3	56.530	25	15.231	122.9	25.943	121.6	16.816	164.8	57.990
12	14.789	127.3	25.333	123.3	16.421	164.3	56.543	26	15.127	122.6	25.905	123.9	16.861	165.3	57.893
13	14.758	130.1	25.157	123.9	16.731	165.1	56.646								
14	14.807	126.7	25.565	117.8	16.687	165.1	57.059								

67 YOSHIMOTO							JPN			Chevrolet Cruze					I
1	15.396	132.4	26.049	133.8	16.732	172.3	58.177	15	14.119	134.0	25.644	123.6	16.562	169.7	56.325
2	14.210	144.4	24.814	127.9	16.123	172.1	55.147	16	14.190	134.2	25.726	121.9	16.608	170.2	56.524
3	14.085	139.1	25.045	127.0	16.175	171.5	55.305	17	14.200	135.8	25.734	122.2	16.793	167.8	56.727
4	13.977	137.5	25.591	124.3	16.488	172.3	56.056	18	14.273	135.2	25.764	124.6	16.923	169.4	56.960
5	14.048	135.1	25.233	125.0	16.376	171.8	55.657	19	14.320	129.9	25.767	125.9	16.835	168.1	56.922
6	14.081	135.2	25.380	124.5	16.339	171.5	55.800	20	14.754	135.6	26.237	121.2	16.656	168.6	57.647
7	14.024	134.9	25.399	124.6	16.432	171.5	55.855	21	14.339	132.2	26.115	122.2	17.061	166.3	57.515
8			40.789	123.9			57.167	22	14.780	126.7	26.989	116.5	17.298	165.6	59.067
9	14.099	138.2	25.369	126.8	16.487	171.5	55.955	23	14.613	125.5	27.079	119.6	17.243	164.3	58.935
10	14.025	138.6	25.595	124.3	16.426	170.7	56.046	24	14.597	128.7	27.531	115.9	18.059	164.8	1:00.187
11	14.070	138.6	25.434	126.8	16.585	170.5	56.089	25	15.004	121.7	27.434	115.3	17.566	166.3	1:00.004
12	14.128	135.9	25.447	125.0	16.496	170.5	56.071	26	14.540	121.0	28.424	113.8	17.707	160.0	1:00.671
13	14.188	131.7	25.433	124.9	16.646	170.2	56.267								
14	14.194	131.1	25.671	121.5	16.555	169.9	56.420								



Circuit Length - 2.243 kilometres
Suzuka

Weather/Track: Sun 30C/Dry 34C

Printed at 15:08, Sunday, 22 September, 2013

© MST Systems Ltd, 2005 (www.mstworld.com)

Page 8

2013 FIA World Touring Car Championship Race 1 - Sector Analysis Report

Lap S1 Time S1 Spd S2 Time S2 Spd S3 Time S3 Spd Lap Time Pit Lap S1 Time S1 Spd S2 Time S2 Spd S3 Time S3 Spd Lap Time Pit

68 KANO								JPN	BMW 320 TC								I
1	15.853	130.7	26.427	129.4	18.261	167.1	1:00.541	15	14.744	129.8	25.561	127.3	16.544	168.9	56.849		
2	14.489	138.8	25.089	129.3	16.354	169.7	55.932	16	14.742	129.1	25.694	126.8	16.789	166.8	57.225		
3	14.312	135.1	25.786	129.4	16.236	168.9	56.334	17	14.805	131.5	25.754	127.0	16.633	167.3	57.192		
4	14.627	140.1	26.221	128.6	16.437	169.9	57.285	18	14.782	129.6	25.805	126.2	16.749	166.3	57.336		
5	14.443	136.5	25.202	129.4	16.307	168.6	55.952	19	15.024	133.4	26.039	126.7	16.677	166.1	57.740		
6	14.553	133.9	25.232	129.0	16.363	168.4	56.148	20	14.936	127.4	25.880	128.0	16.651	167.6	57.467		
7	14.504	132.9	25.545	128.6	16.384	168.4	56.433	21	14.616	134.2	25.854	126.8	16.752	166.6	57.222		
8	14.401	131.5	28.091	127.9	16.409	168.1	58.901	22	14.682	131.1	25.981	126.4	16.613	166.3	57.276		
9	14.630	131.5	25.450	126.4	16.579	167.6	56.659	23	14.742	132.2	26.019	125.0	16.681	165.6	57.442		
10	14.637	132.2	25.374	127.1	16.566	169.1	56.577	24	14.898	127.4	26.026	125.2	16.651	167.3	57.575		
11	14.669	134.7	25.427	127.3	16.606	167.6	56.702	25	14.808	128.7	26.282	126.1	16.766	166.6	57.856		
12	14.776	129.9	25.471	127.3	16.549	168.6	56.796	26	14.850	127.7	26.160	126.2	16.779	166.3	57.789		
13	14.797	128.4	25.553	128.5	16.647	167.1	56.997										
14	14.760	134.9	25.607	127.0	16.687	167.1	57.054										

74 ORIOLA								ESP	Chevrolet Cruze							
1	13.876	131.7	25.354	132.6	15.954	169.7	55.184	12	14.181	132.4	25.292	123.9	16.364	170.2	55.837	
2	14.262	142.5	24.423	132.5	16.137	171.0	54.822	13	14.120	135.4	25.416	125.3	16.321	170.2	55.857	
3	14.684	129.5	24.811	125.0	15.957	172.1	55.452	14	14.177	133.2	25.538	122.9	16.416	170.2	56.131	
4	14.158	140.2	26.644	132.1	16.023	172.9	56.825	15	14.161	133.9	25.504	123.5	16.395	169.9	56.060	
5	14.184	137.3	24.921	128.2	16.186	170.5	55.291	16	14.140	136.1	25.654	127.1	16.457	170.2	56.251	
6	14.190	134.4	25.068	128.2	16.134	171.5	55.392	17	14.113	134.9	25.768	120.4	16.525	169.9	56.406	
7	14.157	130.7	25.238	127.0	16.229	171.0	55.624	18	14.330	126.4	26.053	120.0	17.399	167.6	57.782	
8	14.073	134.2	25.363	126.7	16.313	171.0	55.749	19	14.514	126.1	25.854	119.2	16.873	168.1	57.241	
9	14.190	130.4	25.286	126.5	16.339	171.2	55.815	20	14.417	130.1	26.006	118.4	16.891	168.4	57.314	
10	14.120	134.2	25.287	125.0	16.267	171.0	55.674	21	14.476	128.2	26.698	116.1	23.975		1:05.149 <i>Pit</i>	
11	14.090	135.9	25.423	126.8	16.308	170.2	55.821									

77 MAK								MAC	BMW 320si								I
1	19.089	125.8	26.431	124.0	19.865	150.8	1:05.385	14	15.332	131.9	25.865	125.3	16.866	158.9	58.063		
2	15.470	133.2	25.251	125.0	16.644	159.1	57.365	15	15.258	135.1	26.176	121.5	16.854	159.3	58.288		
3	15.361	132.0	25.146	123.5	16.542	161.9	57.049	16	15.307	133.2	25.596	126.1	17.054	161.2	57.957		
4	15.303	131.5	25.565	124.5	16.432	156.6	57.300	17	15.438	130.3	29.215	120.7	16.846	158.0	1:01.499		
5	15.367	131.4	25.371	127.6	16.393	159.6	57.131	18	16.634	108.3	27.278	124.3	17.126	157.7	1:01.038		
6	15.265	132.2	25.318	128.5	16.587	158.0	57.170	19	15.181	132.0	25.833	120.4	17.222	158.0	58.236		
7	15.387	129.6	25.541	124.8	16.650	159.1	57.578	20	15.443	128.2	27.758	123.2	16.711	160.3	59.912		
8	15.498	130.6	25.523	123.2	16.495	158.6	57.516	21	15.400	126.8	25.706	126.2	16.977	159.3	58.083		
9	15.447	129.6	25.428	122.6	16.676	158.4	57.551	22	15.357	131.4	26.736	123.8	16.923	158.2	59.016		
10	15.273	133.2	25.502	125.8	16.715	158.4	57.490	23	15.438	130.7	25.891	121.6	17.184	160.3	58.513		
11	15.410	129.0	25.571	123.3	16.642	157.1	57.623	24	15.484	127.1	26.153	124.5	17.139	161.7	58.776		
12	15.402	129.6	25.633	123.8	16.877	158.6	57.912	25	15.540	126.7	26.246	102.6	22.400	154.4	1:04.186		
13	15.331	132.5	25.667	124.9	16.920	158.0	57.918										



Circuit Length - 2.243 kilometres
Suzuka

Weather/Track: Sun 30C/Dry 34C

2013 FIA World Touring Car Championship

Race 1 - Sector Analysis Report

Lap S1 Time S1 Spd S2 Time S2 Spd S3 Time S3 Spd Lap Time Pit Lap S1 Time S1 Spd S2 Time S2 Spd S3 Time S3 Spd Lap Time Pit

88 HO						MAC			BMW 320si				I		
1	16.589		26.929	120.4	19.745	161.9	1:03.263	14	14.837	132.2	25.597	129.4	16.715	161.2	57.149
2	14.770	139.0	25.603	131.0	16.360	166.1	56.733	15	14.832	134.2	25.499	130.4	16.389	164.8	56.720
3	14.761	124.5	25.862	132.0	16.308	165.6	56.931	16	14.845	129.8	25.516	125.8	16.858	165.6	57.219
4	14.763	139.7	25.315	128.2	16.237	164.3	56.315	17	14.806	136.3	25.767	128.5	16.634	164.1	57.207
5	14.733	136.1	25.218	129.1	16.377	164.1	56.328	18	14.932	131.1	25.999	129.4	16.830	165.1	57.761
6	14.777	133.4	25.094	128.6	16.481	163.8	56.352	19	14.797	136.3	26.070	125.9	16.802	165.1	57.669
7	14.928	134.7	25.209	129.6	16.264	163.1	56.401	20	14.709	140.4	36.689	125.5	20.935		1:12.333 Pit
8	14.831	132.2	25.629	129.4	16.372	165.3	56.832	21	1:41.694	120.1	26.306	117.5	17.127	161.0	2:25.127
9	14.786	129.8	25.335	127.7	16.450	164.1	56.571	22	15.429	129.9	27.111	120.3	18.057	163.4	1:00.597
10	14.817	131.4	25.499	130.4	16.361	165.3	56.677	23	15.156	131.1	26.657	127.0	16.305	165.3	58.118
11	14.822	130.3	25.058	127.7	16.510	165.3	56.390	24	14.835	131.1	25.217	128.5	16.442	164.8	56.494
12	14.878	134.0	25.122	132.6	16.341	165.6	56.341								
13	14.824	130.7	25.045	129.1	16.544	164.8	56.413								

99 IZAWA						JPN			Honda Civic WTCC						
1	14.886		26.130	131.0	16.840	169.1	57.856	15	14.532	131.7	25.190	125.8	16.342	167.3	56.064
2	14.530	135.1	25.074	130.0	16.372	168.1	55.976	16	14.436	132.2	25.232	126.5	16.496	166.8	56.164
3	14.479	137.5	24.688	129.3	16.543	162.9	55.710	17	14.468	135.6	25.333	124.9	16.616	163.4	56.417
4	15.338	132.0	24.998	129.9	16.275	167.3	56.611	18	14.702	134.7	25.412	129.6	16.958	166.8	57.072
5	14.373	136.6	24.796	129.4	16.380	168.4	55.549	19	14.684	133.0	25.482	127.6	16.574	165.1	56.740
6	14.490	131.9	25.141	128.0	16.523	167.3	56.154	20	14.771	132.4	25.685	124.5	16.345	166.1	56.801
7	14.436	134.7	25.007	127.1	16.273	167.6	55.716	21	14.617	130.4	25.245	123.6	16.332	168.9	56.194
8	14.463	129.8	25.288	130.8	16.686	165.3	56.437	22	14.493	129.1	25.326	124.8	16.402	167.6	56.221
9	14.505	136.3	25.170	125.5	16.517	167.3	56.192	23	14.481	130.4	25.329	124.3	16.438	167.8	56.248
10	14.471	135.6	25.314	124.2	16.691	166.6	56.476	24	14.639	127.1	25.447	125.3	16.325	167.6	56.411
11	14.603	136.6	25.152	125.8	16.348	167.3	56.103	25	14.563	131.9	25.413	123.8	16.845	168.4	56.821
12	14.477	133.9	25.033	125.5	16.382	167.3	55.892	26	14.634	133.9	25.854	121.5	17.005	167.1	57.493
13	14.396	138.4	25.221	126.2	16.485	165.6	56.102								
14	14.496	130.7	25.294	123.5	16.465	167.3	56.255								



Circuit Length - 2.243 kilometres
Suzuka

Weather/Track: Sun 30C/Dry 34C

Printed at 15:08, Sunday, 22 September, 2013

© MST Systems Ltd, 2005 (www.mstworld.com)

Page 10

2013 FIA World Touring Car Championship Race 1 - Best Sector Speeds Report

SECTOR 1				SECTOR 2				SECTOR 3				
POS	NO	NAME	SPEED	LAP	NO	NAME	SPEED	LAP	NO	NAME	SPEED	LAP
1	55	O'YOUNG	144.8	4	22	BOARDMAN	136.8	3	38	BASSENG	174.0	2
2	67	YOSHIMOTO	144.4	2	18	MONTEIRO	136.1	1	14	NASH	173.4	2
3	15	CORONEL	143.3	25	12	MULLER	135.6	1	23	CHILTON	173.4	2
4	74	ORIOLA	142.5	2	26	D'ASTE	135.3	1	12	MULLER	173.1	2
5	33	TANIGUCHI	142.1	2	33	TANIGUCHI	135.1	4	37	MUNNICH	173.1	4
6	14	NASH	141.6	6	14	NASH	134.3	2	10	THOMPSON	172.9	3
7	8	KOZLOVSKIY	141.4	4	23	CHILTON	134.3	1	18	MONTEIRO	172.9	4
8	38	BASSENG	141.2	3	67	YOSHIMOTO	133.8	1	22	BOARDMAN	172.9	3
9	61	NG	141.2	10	5	MICHELISZ	133.6	2	74	ORIOLA	172.9	4
10	22	BOARDMAN	141.0	3	8	KOZLOVSKIY	132.9	3	5	MICHELISZ	172.6	1
11	5	MICHELISZ	140.8	5	55	O'YOUNG	132.9	6	9	MACDOWALL	172.6	2
12	9	MACDOWALL	140.4	16	38	BASSENG	132.8	1	1	HUFF	172.3	2
13	88	HO	140.4	20	74	ORIOLA	132.6	1	25	BENNANI	172.3	2
14	68	KANO	140.1	4	88	HO	132.6	12	67	YOSHIMOTO	172.3	1
15	7	NG	139.7	7	9	MACDOWALL	132.1	1	15	CORONEL	171.8	2
16	26	D'ASTE	139.1	4	3	TARQUINI	131.5	1	3	TARQUINI	171.2	17
17	3	TARQUINI	139.0	2	37	MUNNICH	131.5	2	19	MONJE	171.2	2
18	60	SOUZA	138.8	2	7	NG	131.3	4	55	O'YOUNG	171.2	2
19	10	THOMPSON	138.6	5	99	IZAWA	131.0	1	8	KOZLOVSKIY	171.0	2
20	18	MONTEIRO	138.6	2	1	HUFF	130.7	1	33	TANIGUCHI	171.0	21
21	99	IZAWA	138.4	13	15	CORONEL	130.7	3	68	KANO	169.9	4
22	12	MULLER	137.3	1	10	THOMPSON	130.2	1	26	D'ASTE	169.4	12
23	19	MONJE	137.0	9	25	BENNANI	129.4	2	7	NG	169.1	2
24	37	MUNNICH	136.3	2	68	KANO	129.4	1	99	IZAWA	169.1	1
25	1	HUFF	135.9	24	60	SOUZA	129.0	3	66	BADARACO	166.3	3
26	23	CHILTON	135.8	4	19	MONJE	128.6	3	60	SOUZA	166.1	2
27	25	BENNANI	135.8	11	77	MAK	128.5	6	88	HO	166.1	2
28	77	MAK	135.1	15	61	NG	127.4	1	61	NG	162.9	6
29	66	BADARACO	134.7	10	66	BADARACO	125.3	6	77	MAK	161.9	3



Circuit Length - 2.243 kilometres
Suzuka

Weather/Track: Sun 30C/Dry 34C

2013 FIA World Touring Car Championship Race 1 - Best Sector Times Report

POS	SECTOR 1			SECTOR 2			SECTOR 3			NAME	IDEAL/BEST LAP COMPARISON				
	NO	TIME	LAP	NO	TIME	LAP	NO	TIME	LAP		NO	IDEAL	BEST	LAP	DIFF
1	5	12.991	1	5	23.943	2	5	15.634	1	5	MICHELISZ	52.568	52.627	1	+ 0.059
2	9	13.059	1	9	24.235	2	12	15.824	2	9	MACDOWAL	53.146	53.747	1	+ 0.601
3	12	13.304	1	18	24.301	1	9	15.852	2	12	MULLER	53.459	54.165	1	+ 0.706
4	18	13.455	1	12	24.331	2	18	15.918	2	18	MONTEIRO	53.674	54.895	2	+ 1.221
5	23	13.519	1	3	24.401	2	14	15.926	2	23	CHILTON	53.892	54.528	2	+ 0.636
6	14	13.680	1	23	24.405	2	3	15.929	1	14	NASH	54.032	54.599	2	+ 0.567
7	3	13.763	1	74	24.423	2	10	15.934	2	3	TARQUINI	54.093	54.901	1	+ 0.808
8	74	13.876	1	14	24.426	2	74	15.954	1	74	ORIOLO	54.253	54.822	2	+ 0.569
9	67	13.977	4	19	24.481	2	15	15.957	2	15	CORONEL	54.808	55.074	3	+ 0.266
10	38	14.064	4	7	24.489	2	23	15.968	2	10	THOMPSON	54.871	55.215	3	+ 0.344
11	1	14.083	3	60	24.652	3	25	15.986	2	19	MONJE	54.874	55.198	3	+ 0.324
12	15	14.097	1	99	24.688	3	55	16.009	4	67	YOSHIMOTO	54.914	55.147	2	+ 0.233
13	22	14.143	5	10	24.730	3	26	16.030	4	25	BENNANI	55.053	55.194	3	+ 0.141
14	10	14.207	11	15	24.754	3	67	16.123	2	1	HUFF	55.089	55.264	3	+ 0.175
15	19	14.218	9	37	24.755	2	37	16.130	2	55	O'YOUNG	55.133	55.407	5	+ 0.274
16	55	14.269	5	1	24.770	3	19	16.175	3	22	BOARDMAN	55.231	55.404	13	+ 0.173
17	25	14.275	3	25	24.792	3	8	16.211	3	37	MUNNICH	55.261	55.562	2	+ 0.301
18	68	14.312	3	67	24.814	2	33	16.227	8	7	NG	55.268	55.382	2	+ 0.114
19	33	14.321	10	22	24.833	13	1	16.236	2	26	D'ASTE	55.285	55.710	6	+ 0.425
20	8	14.334	12	55	24.855	5	68	16.236	3	38	BASSENG	55.312	55.361	3	+ 0.049
21	99	14.373	5	66	24.855	2	88	16.237	4	99	IZAWA	55.334	55.549	5	+ 0.215
22	37	14.376	10	26	24.872	3	38	16.247	2	8	KOZLOVSKI	55.425	55.645	4	+ 0.220
23	26	14.383	9	8	24.880	4	22	16.255	2	33	TANIGUCHI	55.463	55.683	10	+ 0.220
24	7	14.472	2	33	24.915	10	99	16.273	7	68	KANO	55.637	55.932	2	+ 0.295
25	66	14.707	10	38	25.001	3	60	16.304	4	60	SOUZA	55.694	55.897	4	+ 0.203
26	88	14.709	20	88	25.045	13	7	16.307	4	66	BADARACO	55.896	56.274	10	+ 0.378
27	60	14.738	8	68	25.089	2	66	16.334	4	88	HO	55.991	56.315	4	+ 0.324
28	61	14.928	6	61	25.109	3	61	16.348	3	61	NG	56.385	56.430	3	+ 0.045
29	77	15.181	19	77	25.146	3	77	16.393	5	77	MAK	56.720	57.049	3	+ 0.329

'Perfect Lap' - 52.568



Circuit Length - 2.243 kilometres
Suzuka

Weather/Track: Sun 30C/Dry 34C

2013 FIA World Touring Car Championship

RACE 1 - LAP CHART

Lap 1			Lap 2			Lap 3			Lap 4			Lap 5		
No	Behind	Laptime	No	Behind	Laptime	No	Behind	Laptime	No	Behind	Laptime	No	Behind	Laptime
5		52.627	5		53.887	5		54.231	5		54.481	5		54.644
9	1.120	53.747	9	1.522	54.289	9	1.750	54.459	9	1.905	54.636	9	1.928	54.667
12	1.538	54.165	12	2.090	54.439	12	2.366	54.507	12	2.536	54.651	12	2.620	54.728
23	1.908	54.535	23	2.549	54.528	23	2.942	54.624	23	3.208	54.747	23	3.346	54.782
3	2.274	54.901	3	3.314	54.927	3	4.426	55.343	3	6.326	56.381	3	6.614	54.932
74	2.557	55.184	74	3.492	54.822	74	4.713	55.452	14	6.691	56.099	14	7.015	54.968
14	3.001	55.628	14	3.713	54.599	14	5.073	55.591	74	7.057	56.825	74	7.704	55.291
18	3.235	55.862	18	4.243	54.895	18	5.345	55.333	18	7.433	56.569	18	8.066	55.277
15	3.406	56.033	10	4.833	55.268	10	5.817	55.215	10	7.836	56.500	10	8.549	55.357
10	3.452	56.079	15	5.217	55.698	15	6.060	55.074	15	8.103	56.524	15	8.850	55.391
25	3.840	56.467	25	5.472	55.519	25	6.435	55.194	25	8.424	56.470	25	9.246	55.466
1	4.220	56.847	1	5.880	55.547	1	6.913	55.264	1	8.811	56.379	1	9.691	55.524
38	4.543	57.170	38	6.201	55.545	38	7.331	55.361	38	9.127	56.277	38	10.118	55.635
99	5.229	57.856	67	6.810	55.147	67	7.884	55.305	67	9.459	56.056	67	10.472	55.657
67	5.550	58.177	99	7.318	55.976	99	8.797	55.710	19	10.370	55.940	19	11.063	55.337
7	6.019	58.646	7	7.514	55.382	7	8.810	55.527	99	10.927	56.611	99	11.832	55.549
19	6.588	59.215	19	7.944	55.243	19	8.911	55.198	7	11.182	56.853	7	12.053	55.515
68	7.914	1:00.541	68	9.959	55.932	68	12.062	56.334	8	13.434	55.645	8	14.613	55.823
8	7.975	1:00.602	8	10.017	55.929	8	12.270	56.484	55	14.004	55.965	55	14.767	55.407
55	8.321	1:00.948	55	10.278	55.844	55	12.520	56.473	22	14.383	55.982	22	15.172	55.433
22	8.454	1:01.081	22	10.689	56.122	22	12.882	56.424	68	14.866	57.285	68	16.174	55.952
33	9.583	1:02.210	37	11.400	55.562	37	13.224	56.055	37	15.188	56.445	37	16.419	55.875
37	9.725	1:02.352	33	12.787	57.091	33	14.367	55.811	33	15.788	55.902	33	16.831	55.687
88	10.636	1:03.263	88	13.482	56.733	60	15.643	56.063	60	17.059	55.897	60	19.065	56.650
60	11.349	1:03.976	60	13.811	56.349	88	16.182	56.931	88	18.016	56.315	88	19.700	56.328
66	11.743	1:04.370	66	14.439	56.583	66	16.702	56.494	66	18.497	56.276	66	20.183	56.330
61	11.886	1:04.513	61	15.070	57.071	61	17.269	56.430	61	19.537	56.749	61	21.676	56.783
77	12.758	1:05.385	77	16.236	57.365	77	19.054	57.049	77	21.873	57.300	77	24.360	57.131
26	13.179	1:05.806	26	28.170	1:08.878P									

Suzuka
Circuit Length = 2.2430 km.

2013 FIA World Touring Car Championship

RACE 1 - LAP CHART

(contd.)

Lap 6			Lap 7			Lap 8			Lap 9			Lap 10		
No	Behind	Laptime	No	Behind	Laptime	No	Behind	Laptime	No	Behind	Laptime	No	Behind	Laptime
5		54.721	5		54.824	5		55.097	5		55.100	5		55.173
9	2.151	54.944	9	2.423	55.096	9	2.550	55.224	9	2.706	55.256	9	2.902	55.369
12	2.741	54.842	12	3.000	55.083	12	3.134	55.231	12	3.284	55.250	12	3.402	55.291
23	3.478	54.853	23	3.699	55.045	23	3.934	55.332	23	4.078	55.244	23	4.242	55.337
3	7.041	55.148	3	7.584	55.367	3	7.846	55.359	3	8.293	55.547	3	8.604	55.484
14	7.614	55.320	14	8.147	55.357	14	8.331	55.281	14	8.802	55.571	14	9.182	55.553
74	8.375	55.392	74	9.175	55.624	74	9.827	55.749	74	10.542	55.815	74	11.043	55.674
18	8.891	55.546	18	9.599	55.532	18	10.105	55.603	18	10.908	55.903	18	11.506	55.771
10	9.415	55.587	10	10.136	55.545	10	10.692	55.653	10	11.278	55.686	10	11.873	55.768
15	9.612	55.483	15	10.373	55.585	15	11.019	55.743	15	11.508	55.589	15	12.082	55.747
25	9.955	55.430	25	10.677	55.546	25	11.312	55.732	25	11.900	55.688	25	12.500	55.773
1	10.406	55.436	1	11.004	55.422	1	11.653	55.746	1	12.369	55.816	1	12.823	55.627
38	11.029	55.632	38	11.823	55.618	38	12.614	55.888	38	13.221	55.707	38	14.055	56.007
67	11.551	55.800	67	12.582	55.855	19	13.315	55.434	19	13.790	55.575	19	14.340	55.723
19	12.007	55.665	19	12.978	55.795	67	14.652	57.167	67	15.507	55.955	67	16.380	56.046
99	13.265	56.154	99	14.157	55.716	99	15.497	56.437	99	16.589	56.192	99	17.892	56.476
7	13.476	56.144	7	14.407	55.755	7	15.773	56.463	7	16.822	56.149	7	17.998	56.349
8	15.793	55.901	8	16.892	55.923	8	17.830	56.035	8	18.892	56.162	8	19.681	55.962
55	16.028	55.982	55	17.110	55.906	55	17.961	55.948	55	19.031	56.170	55	19.863	56.005
22	16.270	55.819	22	17.628	56.182	22	18.282	55.751	22	19.366	56.184	22	20.249	56.056
68	17.601	56.148	68	19.210	56.433	37	20.345	55.862	37	21.148	55.903	37	21.663	55.688
37	17.876	56.178	37	19.580	56.528	33	20.867	55.910	33	21.763	55.996	33	22.273	55.683
33	18.347	56.237	33	20.054	56.531	68	23.014	58.901	68	24.573	56.659	68	25.977	56.577
60	21.067	56.723	88	22.908	56.401	88	24.643	56.832	88	26.114	56.571	88	27.618	56.677
88	21.331	56.352	60	24.099	57.856	60	25.823	56.821	66	27.578	56.609	66	28.679	56.274
66	21.763	56.301	66	24.379	57.440	66	26.069	56.787	60	28.247	57.524	60	31.810	58.736
61	24.302	57.347	61	27.204	57.726	61	29.914	57.807	61	32.899	58.085	26	7 LAPS	7:22.845
77	26.809	57.170	77	29.563	57.578	77	31.982	57.516	77	34.433	57.551	61	35.754	58.028
												77	36.750	57.490

Suzuka
Circuit Length = 2.2430 km.

2013 FIA World Touring Car Championship

RACE 1 - LAP CHART

(contd.)

Lap 11			Lap 12			Lap 13			Lap 14			Lap 15		
No	Behind	Laptime	No	Behind	Laptime	No	Behind	Laptime	No	Behind	Laptime	No	Behind	Laptime
5		55.197	5		55.250	5		55.316	5		55.332	5		55.359
9	3.239	55.534	9	3.401	55.412	9	3.486	55.401	9	3.652	55.498	9	3.866	55.573
12	3.781	55.576	12	3.885	55.354	12	4.035	55.466	12	4.096	55.393	12	4.165	55.428
23	4.525	55.480	23	4.745	55.470	23	4.893	55.464	23	5.118	55.557	23	5.359	55.600
3	9.028	55.621	3	9.352	55.574	3	9.914	55.878	3	10.406	55.824	3	10.679	55.632
14	9.594	55.609	14	9.994	55.650	14	10.411	55.733	14	10.863	55.784	14	11.311	55.807
74	11.667	55.821	74	12.254	55.837	74	12.795	55.857	74	13.594	56.131	74	14.295	56.060
18	12.000	55.691	18	12.521	55.771	18	13.192	55.987	18	13.860	56.000	18	14.483	55.982
10	12.578	55.902	10	13.109	55.781	10	13.919	56.126	10	14.617	56.030	10	15.335	56.077
15	12.782	55.897	15	13.311	55.779	15	14.181	56.186	15	14.837	55.988	15	15.525	56.047
25	13.151	55.848	25	13.653	55.752	25	14.464	56.127	25	15.205	56.073	25	15.911	56.065
1	13.486	55.860	1	14.326	56.090	1	15.190	56.180	1	15.864	56.006	1	16.482	55.977
38	14.756	55.898	38	15.547	56.041	38	16.275	56.044	38	17.143	56.200	38	17.773	55.989
19	15.073	55.930	19	15.925	56.102	19	16.606	55.997	19	17.522	56.248	19	18.163	56.000
67	17.272	56.089	67	18.093	56.071	67	19.044	56.267	67	20.132	56.420	67	21.098	56.325
99	18.798	56.103	99	19.440	55.892	99	20.226	56.102	99	21.149	56.255	99	21.854	56.064
7	19.159	56.358	7	19.689	55.780	7	20.526	56.153	7	21.433	56.239	7	22.184	56.110
55	21.010	56.344	55	21.421	55.661	55	21.982	55.877	55	22.633	55.983	55	23.167	55.893
8	21.346	56.862	22	22.555	56.190	22	22.643	55.404	22	22.971	55.660	22	23.464	55.852
22	21.615	56.563	8	23.105	57.009	8	24.156	56.367	8	25.425	56.601	8	26.544	56.478
37	22.496	56.030	37	23.495	56.249	37	24.522	56.343	37	25.796	56.606	37	26.849	56.412
33	23.741	56.665	33	24.637	56.146	33	25.296	55.975	33	26.278	56.314	33	27.480	56.561
68	27.482	56.702	68	29.028	56.796	68	30.709	56.997	68	32.431	57.054	68	33.921	56.849
88	28.811	56.390	88	29.902	56.341	88	30.999	56.413	88	32.816	57.149	88	34.177	56.720
66	30.012	56.530	66	31.305	56.543	66	32.635	56.646	66	34.362	57.059	66	36.127	57.124
26	7 LAPS	56.254	26	7 LAPS	55.732	26	7 LAPS	55.710	26	7 LAPS	55.715	26	7 LAPS	56.597
60	34.839	58.226	60	36.758	57.169	60	38.265	56.823	60	40.090	57.157	60	42.142	57.411
61	38.582	58.025	61	41.442	58.110	61	44.049	57.923	61	46.736	58.019	61	49.552	58.175
77	39.176	57.623	77	41.838	57.912	77	44.440	57.918	77	47.171	58.063	77	50.100	58.288

Suzuka
Circuit Length = 2.2430 km.

2013 FIA World Touring Car Championship

RACE 1 - LAP CHART

(contd.)

Lap 16			Lap 17			Lap 18			Lap 19			Lap 20		
No	Behind	Laptime	No	Behind	Laptime	No	Behind	Laptime	No	Behind	Laptime	No	Behind	Laptime
5		55.468	5		55.554	5		56.092	5		55.710	5		56.555
9	4.047	55.649	9	4.114	55.621	61	1 LAP	1:01.458	9	4.259	56.166	9	3.600	55.896
12	4.437	55.740	12	4.600	55.717	77	1 LAP	1:01.499	12	4.593	56.151	12	3.885	55.847
23	5.690	55.799	23	5.736	55.600	9	3.803	55.781	23	6.288	56.774	3	1 LAP	1:47.279P
3	11.105	55.894	3	11.271	55.720	12	4.152	55.644	61	1 LAP	1:01.003	23	5.752	56.019
14	11.791	55.948	14	11.985	55.748	23	5.224	55.580	77	1 LAP	1:01.038	61	1 LAP	58.236
74	15.078	56.251	74	15.930	56.406	3	11.044	55.865	14	12.100	56.108	77	1 LAP	58.236
18	15.278	56.263	18	16.148	56.424	14	11.702	55.809	74	19.151	57.241	14	11.578	56.033
10	16.170	56.303	10	17.040	56.424	74	17.620	57.782	10	20.141	56.892	74	19.910	57.314
15	16.328	56.271	15	17.299	56.525	10	18.959	58.011	15	20.292	56.655	10	20.156	56.570
25	16.643	56.200	25	17.608	56.519	18	19.101	59.045	1	21.407	57.166	15	20.266	56.529
1	17.103	56.089	1	17.974	56.425	15	19.347	58.140	38	21.599	57.205	1	21.149	56.297
38	18.529	56.224	38	19.142	56.167	25	19.874	58.358	19	21.880	57.297	38	21.404	56.360
19	18.779	56.084	19	19.608	56.383	1	19.951	58.069	25	22.349	58.185	19	21.713	56.388
67	22.154	56.524	67	23.327	56.727	38	20.104	57.054	18	24.239	1:00.848P	25	21.908	56.114
99	22.550	56.164	99	23.413	56.417	19	20.293	56.777	67	25.407	56.922	99	25.669	56.801
7	22.845	56.129	7	23.740	56.449	67	24.195	56.960	99	25.423	56.740	67	26.499	57.647
55	23.610	55.911	55	24.198	56.142	99	24.393	57.072	7	25.697	56.713	7	26.663	57.521
22	23.940	55.944	22	24.603	56.217	7	24.694	57.046	55	25.897	56.358	55	26.882	57.540
8	27.662	56.586	8	28.932	56.824	55	25.249	57.143	22	26.341	56.442	22	29.266	59.480
37	27.896	56.515	37	29.346	57.004	22	25.609	57.098	8	31.077	57.139	8	31.481	56.959
33	28.209	56.197	33	29.844	57.189	8	29.648	56.808	37	31.744	57.473	37	31.937	56.748
68	35.678	57.225	68	37.316	57.192	37	29.981	56.727	33	32.018	57.454	33	32.279	56.816
88	35.928	57.219	88	37.581	57.207	33	30.274	56.522	68	40.590	57.740	26	7 LAPS	55.941
26	7 LAPS	55.925	26	7 LAPS	56.829	68	38.560	57.336	26	7 LAPS	57.784	68	41.502	57.467
66	37.982	57.323	66	39.987	57.559	26	7 LAPS	56.847	88	41.209	57.669	66	43.841	57.391
60	43.844	57.170	60	45.653	57.363	88	39.250	57.761	66	43.005	57.669	60	50.370	57.642
61	52.278	58.194				66	41.046	57.151	60	49.283	57.850			
77	52.589	57.957				60	47.143	57.582						

Suzuka
Circuit Length = 2.2430 km.

2013 FIA World Touring Car Championship

RACE 1 - LAP CHART

(contd.)

Lap 21			Lap 22			Lap 23			Lap 24			Lap 25		
No	Behind	Laptime	No	Behind	Laptime	No	Behind	Laptime	No	Behind	Laptime	No	Behind	Laptime
5		56.098	5		56.340	5		56.137	5		56.460	5		56.256
88	1 LAP	1:12.333P	9	3.407	56.083	9	3.479	56.209	9	4.274	57.255	9	4.841	56.823
9	3.664	56.162	12	3.664	56.036	12	3.693	56.166	12	4.444	57.211	12	5.093	56.905
12	3.968	56.181	23	4.952	55.755	23	4.680	55.865	23	4.868	56.648	23	5.502	56.890
23	5.537	55.883	14	11.641	56.135	14	11.920	56.416	60	1 LAP	1:10.573	14	12.405	56.625
14	11.846	56.366	61	1 LAP	58.192	61	1 LAP	59.050	14	12.036	56.576	60	1 LAP	59.271
61	1 LAP	59.816	77	1 LAP	58.083	77	1 LAP	59.016	61	1 LAP	58.521	61	1 LAP	58.832
77	1 LAP	59.912	10	21.872	56.667	10	22.865	57.130	77	1 LAP	58.513	77	1 LAP	58.776
10	21.545	57.487	15	21.973	56.052	15	23.071	57.235	10	23.413	57.008	10	24.402	57.245
15	22.261	58.093	1	22.693	56.354	1	23.296	56.740	1	23.648	56.812	1	24.578	57.186
1	22.679	57.628	38	23.018	56.416	38	23.547	56.666	15	23.844	57.233	15	24.776	57.188
38	22.942	57.636	19	23.366	56.518	19	23.885	56.656	38	24.166	57.079	38	25.489	57.579
19	23.188	57.573	25	23.597	56.424	25	24.093	56.633	19	24.424	56.999	19	25.742	57.574
25	23.513	57.703	99	25.646	56.221	99	25.757	56.248	25	24.678	57.045	25	25.973	57.551
99	25.765	56.194	55	27.354	56.068	55	26.935	55.718	99	25.708	56.411	99	26.273	56.821
55	27.626	56.842	7	27.739	56.196	7	27.323	55.721	55	26.340	55.865	55	27.328	57.244
7	27.883	57.318	67	30.643	59.067	67	33.441	58.935	7	26.772	55.909	7	27.504	56.988
67	27.916	57.515	8	32.896	57.007	88	2 LAPS	2:25.127	8	34.717	57.462	8	35.713	57.252
74	28.961	1:05.149P	37	33.235	56.987	8	33.715	56.956	37	36.261	58.690	37	36.492	56.487
8	32.229	56.846	33	33.717	57.148	37	34.031	56.933	67	37.168	1:00.187	33	37.426	56.432
37	32.588	56.749	26	7 LAPS	56.326	33	34.398	56.818	33	37.250	59.312	88	2 LAPS	58.118
33	32.909	56.728	68	43.562	57.276	26	7 LAPS	56.420	88	2 LAPS	1:00.597	67	40.916	1:00.004
26	7 LAPS	56.256	66	46.191	57.301	68	44.867	57.442	26	7 LAPS	56.361	26	7 LAPS	56.691
68	42.626	57.222	3	2 LAPS	2:35.276	66	47.903	57.849	68	45.982	57.575	68	47.582	57.856
22	44.727	1:11.559P	60	53.567	58.054	3	2 LAPS	1:01.753P	66	49.510	58.067	66	51.244	57.990
66	45.230	57.487												
60	51.853	57.581												

Suzuka
Circuit Length = 2.2430 km.

2013 FIA World Touring Car Championship
RACE 1 - LAP CHART

(contd.)

Lap 26			Lap 27			Lap 28			Lap 29			Lap 30		
No	Behind	Laptime	No	Behind	Laptime	No	Behind	Laptime	No	Behind	Laptime	No	Behind	Laptime
5		56.704												
9	4.832	56.695												
12	5.149	56.760												
23	5.422	56.624												
14	14.377	58.676												
60	1 LAP	58.368												
61	1 LAP	58.425												
10	25.611	57.913												
1	25.786	57.912												
15	25.940	57.868												
38	26.247	57.462												
19	26.534	57.496												
25	26.747	57.478												
99	27.062	57.493												
55	28.805	58.181												
77	1 LAP	1:04.186												
7	34.138	1:03.338												
8	36.211	57.202												
37	36.280	56.492												
33	36.985	56.263												
88	2 LAPS	56.494												
26	7 LAPS	56.676												
67	44.883	1:00.671												
68	48.667	57.789												
66	52.433	57.893												


Suzuka
Circuit Length = 2.2430 km.

2013 FIA World Touring Car Championship

GRID FOR RACE 2

ROW 15		77	MAK	
ROW 14	61	NG	60	SOUZA
ROW 13	88	HO	66	BADARACO
ROW 12	33	TANIGUCHI	22	BOARDMAN
ROW 11	8	KOZLOVSKIY	68	KANO
ROW 10	37	MUNNICH	55	O'YOUNG
ROW 9	26	D'ASTE	67	YOSHIMOTO
ROW 8	19	MONJE	99	IZAWA
ROW 7	38	BASSENG	7	NG
ROW 6	10	THOMPSON	1	HUFF
ROW 5	5	MICHELISZ	9	MACDOWALL
ROW 4	23	CHILTON	12	MULLER
ROW 3	14	NASH	18	MONTEIRO
ROW 2	74	ORIOLA	3	TARQUINI
ROW 1	15	CORONEL	25	BENNANI

POLE



Suzuka
Circuit Length = 2.2430 km.

Race Director:	Steward:	Timekeeper:
----------------	----------	-------------

2013 FIA World Touring Car Championship
RACE 2 - PROVISIONAL CLASSIFICATION

POS	NO	CLS	DRIVER / TEAM	NAT	CAR	TIME	LAPS	GAP	KPH	BEST
1	15		Tom CORONEL	NLD	BMW 320 TC	23:56.929	26		145.35	54.487
2	25	I	Mehdi BENNANI	MAR	BMW 320 TC	23:59.188	26	2.259	145.12	54.287
3	18		Tiago MONTEIRO	PRT	Honda Civic WTCC	24:06.864	26	9.935	144.35	54.714
4	3		Gabriele TARQUINI	ITA	Honda Civic WTCC	24:07.661	26	10.732	144.27	54.711
5	14	I	James NASH	GBR	Chevrolet Cruze	24:08.367	26	11.438	144.20	54.765
6	23		Tom CHILTON	GBR	Chevrolet Cruze	24:08.731	26	11.802	144.16	54.814
7	7	I	Charles NG	HKG	BMW 320 TC	24:10.691	26	13.762	143.97	54.794
8	1		Robert HUFF	GBR	SEAT Leon WTCC	24:11.017	26	14.088	143.94	54.800
9	38		Marc BASSENG	DEU	SEAT Leon WTCC	24:20.229	26	23.300	143.03	54.990
10	26	I	Stefano D'ASTE	ITA	BMW 320 TC	24:20.493	26	23.564	143.00	54.939
11	55	I	Darryl O'YOUNG	HKG	BMW 320 TC	24:20.682	26	23.753	142.98	54.933
12	10		James THOMPSON	GBR	Lada Granta	24:20.709	26	23.780	142.98	55.006
13	9	I	Alex MACDOWALL	GBR	Chevrolet Cruze	24:21.178	26	24.249	142.94	54.851
14	19	I	Fernando MONJE	ESP	SEAT Leon WTCC	24:21.426	26	24.497	142.91	54.952
15	37	I	Rene MUNNICH	DEU	SEAT Leon WTCC	24:21.668	26	24.739	142.89	55.505
16	68	I	Masaki KANO	JPN	BMW 320 TC	24:23.505	26	26.576	142.71	55.332
17	33	I	Yukinori TANIGUCHI	JPN	BMW 320 TC	24:33.697	26	36.768	141.72	55.523
18	66	I	Jeronimo BADARACO	MAC	Chevrolet Cruze LT	24:51.126	26	54.197	140.06	55.823
19	8		Mikhail KOZLOVSKIY	RUS	Lada Granta	24:12.063	25	1 LAP	138.27	55.365
20	61	I	Kin Veng NG	MAC	Chevrolet Cruze LT	24:16.808	25	1 LAP	137.82	56.204
21	88	I	Henry HO	MAC	BMW 320si	24:41.946	23	3 LAPS	124.59	56.570
22	99		Takuya IZAWA	JPN	Honda Civic WTCC	18:02.670	19	7 LAPS	140.70	55.078

NOT CLASSIFIED

22	I	Tom BOARDMAN	GBR	SEAT Leon WTCC	15:16.753	16	D.N.F.	139.74	55.105
67	I	Hiroki YOSHIMOTO	JPN	Chevrolet Cruze	13:22.577	14	D.N.F.	139.50	54.874
74		Pepe ORIOLA	ESP	Chevrolet Cruze	12:12.716	13	D.N.F.	141.78	54.741
77	I	Ka Lok MAK	MAC	BMW 320si	13:35.738	10	D.N.F.	97.65	57.081
5		Norbert MICHELISZ	HUN	Honda Civic WTCC	1:27.432	1	D.N.F.	79.96	
60	I	Filipe de SOUZA	MAC	Chevrolet Cruze LT	1:30.603	1	D.N.F.	77.16	
12		Yvan MULLER	FRA	Chevrolet Cruze		0	D.N.F.	N/A	

FASTEST LAP

25	I	Mehdi BENNANI		BMW 320 TC	54.287	1	80.02mph	128.78kph
15		Tom CORONEL		BMW 320 TC	54.487	1	79.72mph	128.31kph

Suzuka

Subject to Technical Scrutineering. For Media Information Purposes - No Regulatory Value.

Circuit Length = 2.2430 km.

Weather/Track: Sun 29C/Dry 32C

Start: 15:32 End: 15:56

Race Director:	Steward:	Timekeeper:	Issued at:
----------------	----------	-------------	------------

2013 FIA World Touring Car Championship
RACE 2 RESULT

POS	NO	CLS	DRIVER / TEAM	NAT	CAR	TIME	LAPS	GAP	KPH	BEST
1	15		Tom CORONEL	NLD	BMW 320 TC	23:56.929	26		145.35	54.606
2	25	I	Mehdi BENNANI	MAR	BMW 320 TC	23:59.188	26	2.259	145.12	54.602
3	18		Tiago MONTEIRO	PRT	Honda Civic WTCC	24:06.864	26	9.935	144.35	54.714
4	3		Gabriele TARQUINI	ITA	Honda Civic WTCC	24:07.661	26	10.732	144.27	54.711
5	14	I	James NASH	GBR	Chevrolet Cruze	24:08.367	26	11.438	144.20	54.765
6	23		Tom CHILTON	GBR	Chevrolet Cruze	24:08.731	26	11.802	144.16	54.814
7	7	I	Charles NG	HKG	BMW 320 TC	24:10.691	26	13.762	143.97	54.794
8	1		Robert HUFF	GBR	SEAT Leon WTCC	24:11.017	26	14.088	143.94	54.800
9	26	I	Stefano D'ASTE	ITA	BMW 320 TC	24:20.493	26	23.564	143.00	54.939
10	55	I	Darryl O'YOUNG	HKG	BMW 320 TC	24:20.682	26	23.753	142.98	54.933
11	10		James THOMPSON	GBR	Lada Granta	24:20.709	26	23.780	142.98	55.006
12	9	I	Alex MACDOWALL	GBR	Chevrolet Cruze	24:21.178	26	24.249	142.94	54.851
13	19	I	Fernando MONJE	ESP	SEAT Leon WTCC	24:21.426	26	24.497	142.91	54.952
14	37	I	Rene MUNNICH	DEU	SEAT Leon WTCC	24:21.668	26	24.739	142.89	55.505
15	68	I	Masaki KANO	JPN	BMW 320 TC	24:23.505	26	26.576	142.71	55.332
16	33	I	Yukinori TANIGUCHI	JPN	BMW 320 TC	24:33.697	26	36.768	141.72	55.523
17	38		Marc BASSENG	DEU	SEAT Leon WTCC	24:50.229	26	53.300	140.15	54.990
18	66	I	Jerónimo BADARACO	MAC	Chevrolet Cruze LT	24:51.126	26	54.197	140.06	55.823
19	8		Mikhail KOZLOVSKIY	RUS	Lada Granta	24:12.063	25	1 LAP	138.27	55.365
20	61	I	Kin Veng NG	MAC	Chevrolet Cruze LT	24:16.808	25	1 LAP	137.82	56.204
21	88	I	Henry HO	MAC	BMW 320si	24:41.946	23	3 LAPS	124.59	56.570
22	99		Takuya IZAWA	JPN	Honda Civic WTCC	18:02.670	19	7 LAPS	140.70	55.078

NOT CLASSIFIED

22	I	Tom BOARDMAN	GBR	SEAT Leon WTCC	15:16.753	16	D.N.F.	139.74	55.105
67	I	Hiroki YOSHIMOTO	JPN	Chevrolet Cruze	13:22.577	14	D.N.F.	139.50	54.874
74		Pepe ORIOLA	ESP	Chevrolet Cruze	12:12.716	13	D.N.F.	141.78	54.741
77	I	Ka Lok MAK	MAC	BMW 320si	13:35.738	10	D.N.F.	97.65	57.081
5		Norbert MICHELISZ	HUN	Honda Civic WTCC	1:27.432	1	D.N.F.	79.96	
60	I	Filipe de SOUZA	MAC	Chevrolet Cruze LT	1:30.603	1	D.N.F.	77.16	
12		Yvan MULLER	FRA	Chevrolet Cruze		0	D.N.F.	N/A	

FASTEST LAP

25	I	Mehdi BENNANI		BMW 320 TC	54.602	4	91.89mph	147.88kph
15		Tom CORONEL		BMW 320 TC	54.606	4	91.88mph	147.87kph

Suzuka

Car 38, +30s drive through penalty applied, Stewards' decision 14 refers.

Circuit Length = 2.2430 km.

Weather/Track: Sun 29C/Dry 32C

Start: 15:32 End: 15:56

Steward:	Steward:	Steward:	Issued at:
----------	----------	----------	------------

2013 FIA World Touring Car Championship

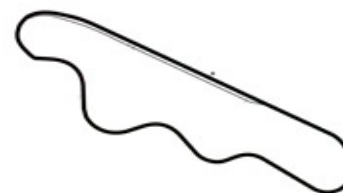
Race 2 - Sector Analysis Report

Lap S1 Time S1 Spd S2 Time S2 Spd S3 Time S3 Spd Lap Time Pit Lap S1 Time S1 Spd S2 Time S2 Spd S3 Time S3 Spd Lap Time Pit

1 HUFF						GBR		SEAT Leon WTCC							
1	16.803	137.7	24.910	132.0	15.972	172.6	57.685	15	14.290	131.9	25.114	127.3	16.310	171.5	55.714
2	14.621	132.9	24.568	132.1	16.039	171.5	55.228	16	14.256	133.9	25.463	126.7	16.330	171.8	56.049
3	14.252	134.6	24.501	129.7	16.047	171.5	54.800	17	14.227	132.4	25.009	128.0	16.376	171.2	55.612
4	14.302	131.1	24.624	131.8	16.120	172.1	55.046	18	14.222	134.9	25.108	126.4	16.465	171.2	55.795
5	14.154	135.9	24.807	130.4	16.182	171.8	55.143	19	14.309	137.5	25.199	126.7	16.271	171.5	55.779
6	14.309	133.0	24.807	129.0	16.191	171.5	55.307	20	14.246	135.2	25.271	125.5	16.375	171.8	55.892
7	14.306	131.9	24.819	130.4	16.224	171.2	55.349	21	14.226	133.7	25.348	127.9	16.451	171.5	56.025
8	14.239	133.5	24.914	126.8	16.252	171.5	55.405	22	14.317	130.3	25.250	127.7	16.439	171.5	56.006
9	14.227	131.9	25.000	129.4	16.302	171.5	55.529	23	14.264	134.2	25.354	124.3	16.442	171.2	56.060
10	14.222	130.9	25.003	127.9	16.322	171.8	55.547	24	14.282	133.4	25.649	126.1	16.480	170.2	56.411
11	14.247	130.1	25.228	127.6	16.584	170.7	56.059	25	14.288	132.2	25.458	124.8	16.571	171.0	56.317
12	14.309	132.7	25.226	125.8	16.333	171.5	55.868	26	14.259	132.0	25.535	123.3	16.902	167.1	56.696
13	14.487	133.0	25.143	127.4	16.424	171.2	56.054								
14	14.245	133.7	25.063	127.3	16.333	171.2	55.641								

3 TARQUINI						ITA		Honda Civic WTCC							
1	14.879	139.7	24.563	130.4	15.913	171.2	55.355	15	14.272	134.0	25.070	126.8	16.261	170.7	55.603
2	14.283	139.1	24.464	130.0	15.964	171.5	54.711	16	14.280	137.9	25.622	122.6	16.346	169.9	56.248
3	14.267	139.5	24.578	128.2	15.991	170.7	54.836	17	14.374	131.2	25.119	124.8	16.371	170.5	55.864
4	14.214	137.9	24.754	129.0	16.115	171.2	55.083	18	14.407	133.7	25.169	123.3	16.390	169.9	55.966
5	14.210	140.1	24.684	129.1	16.107	170.2	55.001	19	14.375	134.6	25.086	127.6	16.380	169.9	55.841
6	14.252	138.2	24.905	127.3	16.199	170.5	55.356	20	14.393	133.0	25.081	128.0	16.262	170.5	55.736
7	14.246	139.9	24.924	129.6	16.197	171.0	55.367	21	14.347	133.5	25.165	126.7	16.403	169.9	55.915
8	14.408	134.7	24.862	128.6	16.125	169.9	55.395	22	14.472	131.5	25.223	121.5	16.345	170.7	56.040
9	14.363	136.6	25.001	127.6	16.182	170.7	55.546	23	14.381	134.9	25.287	124.3	16.344	170.2	56.012
10	14.389	134.6	25.004	125.9	16.302	170.2	55.695	24	14.472	120.0	25.409	125.3	16.297	170.2	56.178
11	14.473	133.5	25.414	126.4	16.355	169.9	56.242	25	14.496	134.9	25.349	125.2	16.379	169.7	56.224
12	14.354	132.0	25.124	125.8	16.234	170.7	55.712	26	14.585	132.0	25.434	122.8	16.541	169.4	56.560
13	14.389	134.9	24.990	127.7	16.256	170.2	55.635								
14	14.280	137.0	25.025	125.3	16.235	171.0	55.540								

5 MICHELISZ						HUN		Honda Civic WTCC							
1					1:27.432	Pit									



Circuit Length - 2.243 kilometres
Suzuka

Weather/Track: Sun 29C/Dry 32C

Printed at 16:02, Sunday, 22 September, 2013

© MST Systems Ltd, 2005 (www.mstworld.com)

Page 1

2013 FIA World Touring Car Championship Race 2 - Sector Analysis Report

Lap S1 Time S1 Spd S2 Time S2 Spd S3 Time S3 Spd Lap Time Pit Lap S1 Time S1 Spd S2 Time S2 Spd S3 Time S3 Spd Lap Time Pit

7			NG			HKG			BMW 320 TC			I			
1	16.643	139.3	24.632	134.1	16.013	168.6	57.288	15	14.458	133.0	24.874	126.8	16.377	168.6	55.709
2	<u>14.609</u>	<u>142.9</u>	<u>24.259</u>	130.5	<u>16.002</u>	<u>169.4</u>	<u>54.870</u>	16	14.492	132.7	25.176	124.5	16.396	167.3	56.064
3	<u>14.315</u>	138.6	24.278	131.8	16.201	169.1	<u>54.794</u>	17	14.428	133.2	24.695	126.8	16.447	166.8	55.570
4	14.439	134.7	24.344	129.3	16.083	169.4	54.866	18	14.546	132.9	24.833	126.5	16.454	166.6	55.833
5	14.410	133.7	24.417	126.8	16.174	169.1	55.001	19	14.599	132.9	24.856	127.3	16.275	165.8	55.730
6	14.505	132.4	24.527	128.6	16.276	167.3	55.308	20	14.560	132.5	24.918	123.6	16.415	167.3	55.893
7	14.635	131.5	24.574	126.1	16.230	168.1	55.439	21	14.456	134.0	25.062	125.2	16.518	165.8	56.036
8	14.472	132.5	24.780	129.0	16.373	165.1	55.625	22	14.509	134.4	25.009	124.6	16.458	169.4	55.976
9	14.685	129.6	24.638	127.7	16.231	167.3	55.554	23	14.515	133.0	25.077	122.3	16.476	167.1	56.068
10	14.534	131.7	24.697	129.4	16.393	167.3	55.624	24	14.536	134.0	25.412	126.4	16.494	167.1	56.442
11	14.540	132.4	24.800	133.4	16.974	166.6	56.314	25	14.548	132.0	25.163	125.6	16.546	165.8	56.257
12	14.522	133.4	24.861	131.5	16.487	164.8	55.870	26	14.457	134.4	25.304	125.5	16.393	162.6	56.154
13	15.099	130.3	25.647	129.0	16.197	168.4	56.943								
14	14.379	135.2	24.708	127.0	16.376	168.1	55.463								

8			KOZLOVSKIY			RUS			Lada Granta			I			
1	18.870	119.0	26.000	131.5	<u>16.069</u>	<u>171.8</u>	1:00.939	14	14.529	139.0	25.655	123.9	22.779	168.1	1:02.963 Pit
2	14.759	<u>141.2</u>	24.914	131.8	16.108	170.5	55.781	15	35.862	125.6	25.298	129.1	16.575	168.1	1:17.735
3	<u>14.365</u>	<u>141.2</u>	<u>24.806</u>	<u>132.5</u>	16.194	170.7	<u>55.365</u>	16	14.541	133.4	25.273	126.7	16.684	166.1	56.498
4	14.391	131.2	25.439	129.1	16.164	168.9	55.994	17	14.597	134.9	25.383	126.7	16.684	166.6	56.664
5	14.645	138.6	25.498	124.5	16.443	168.1	56.586	18	14.684	129.6	25.468	116.1	17.271	167.6	57.423
6	14.508	135.6	24.909	127.3	16.208	168.9	55.625	19	14.484	136.3	25.948	127.7	16.785	167.6	57.217
7	14.604	130.1	27.039	128.0	16.412	169.1	58.055	20	14.624	126.4	25.564	121.2	16.801	168.1	56.989
8	14.402	134.7	25.215	130.4	16.414	168.9	56.031	21	14.487	130.1	26.317	123.9	16.721	168.4	57.525
9	14.432	133.9	25.440	128.5	16.481	169.1	56.353	22	14.482	133.2	25.801	127.9	17.309	155.5	57.592
10	14.389	133.2	25.273	129.0	16.561	167.1	56.223	23	14.880	137.7	26.980	104.7	17.226	168.1	59.086
11	14.484	136.8	25.351	125.9	16.519	167.8	56.354	24	14.546	130.4	25.953	124.2	16.648	166.8	57.147
12	14.537	128.5	25.291	128.2	16.619	168.1	56.447	25	14.432	138.8	27.081	124.3	16.968	165.3	58.481
13	14.627	128.1	25.727	127.3	16.636	166.8	56.990								

9			MACDOWALL			GBR			Chevrolet Cruze			I			
1	16.981	140.1	25.085	127.4	<u>15.990</u>	<u>172.9</u>	58.056	15	14.126	128.1	25.217	128.2	16.380	171.2	55.723
2	14.556	<u>145.6</u>	<u>24.592</u>	131.5	16.097	172.9	55.245	16	14.156	130.1	25.527	127.1	16.371	171.5	56.054
3	14.145	137.9	24.634	131.8	16.072	171.8	<u>54.851</u>	17	14.151	130.1	25.148	130.2	16.417	171.5	55.716
4	14.107	133.9	24.759	131.3	16.066	172.3	54.932	18	14.178	129.3	25.332	126.1	16.517	170.7	56.027
5	<u>14.050</u>	136.6	24.915	<u>133.8</u>	16.257	172.3	55.222	19	14.353	126.8	25.216	126.1	16.520	171.2	56.089
6	14.137	133.9	24.910	130.4	16.255	171.2	55.302	20	14.203	131.2	25.281	130.0	16.552	171.0	56.036
7	14.165	128.8	24.952	132.8	16.335	172.3	55.452	21	14.220	129.8	25.320	127.0	16.432	172.1	55.972
8	14.105	129.6	25.265	130.5	16.387	172.1	55.757	22	14.231	129.0	25.344	127.7	16.413	171.8	55.988
9	14.135	134.6	25.132	129.1	16.235	171.8	55.502	23	14.200	131.2	25.299	127.0	16.472	170.7	55.971
10	14.124	132.7	25.113	131.2	16.289	171.8	55.526	24			45.754	121.2		168.9	1:02.552
11	14.123	131.9	25.333	132.1	16.390	172.1	55.846	25	14.448	128.4	26.050	125.6	17.144	168.1	57.642
12	14.181	133.5	25.277	128.2	16.432	171.8	55.890	26	14.705	137.7	25.774	122.8	17.093	168.1	57.572
13	14.109	137.5	26.118	126.5	16.335	171.5	56.562								
14	14.066	132.5	25.227	131.3	16.400	171.0	55.693								



Circuit Length - 2.243 kilometres
Suzuka

Weather/Track: Sun 29C/Dry 32C

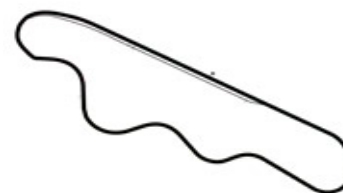
2013 FIA World Touring Car Championship Race 2 - Sector Analysis Report

Lap S1 Time S1 Spd S2 Time S2 Spd S3 Time S3 Spd Lap Time Pit Lap S1 Time S1 Spd S2 Time S2 Spd S3 Time S3 Spd Lap Time Pit

10 THOMPSON							GBR	Lada Granta							
1	17.031		25.315	130.0	15.996	172.6	58.342	15	14.253	131.9	25.190	124.9	16.365	170.7	55.808
2	14.645	131.5	24.504	128.3	16.059	173.1	55.208	16	14.267	131.9	25.413	128.0	16.492	171.0	56.172
3	14.239	131.7	24.723	131.5	16.044	172.9	55.006	17	14.261	129.8	25.251	124.6	16.563	171.0	56.075
4	14.205	130.1	24.613	130.4	16.215	172.3	55.033	18	14.345	129.1	25.093	127.1	16.600	169.4	56.038
5	14.180	133.7	24.869	129.7	16.253	171.5	55.302	19	14.334	133.2	25.218	126.4	16.535	168.9	56.087
6	14.243	131.7	24.817	128.0	16.284	172.1	55.344	20	14.373	132.2	25.411	123.6	16.557	170.5	56.341
7	14.244	129.8	25.124	129.4	16.361	171.5	55.729	21	14.344	129.5	25.325	123.2	16.624	170.2	56.293
8	14.228	130.3	25.039	127.4	16.349	170.7	55.616	22	14.362	130.1	25.634	119.2	16.804	168.9	56.800
9	14.304	128.2	24.975	126.7	16.373	171.0	55.652	23	14.615	132.7	25.765	122.2	16.600	168.4	56.980
10	14.276	130.6	24.940	127.4	16.411	171.0	55.627	24	14.738	135.1	25.968	122.6	16.669	168.6	57.375
11	14.315	129.8	25.217	126.1	16.439	170.7	55.971	25	14.756	130.4	26.182	124.8	17.099	166.3	58.037
12	14.301	130.1	25.177	128.6	16.417	169.7	55.895	26	14.679	138.4	25.791	122.5	17.552	155.1	58.022
13	14.326	129.6	25.270	129.6	16.384	171.0	55.980								
14	14.241	130.7	25.236	128.0	16.499	171.0	55.976								

14 NASH							GBR	Chevrolet Cruze							I
1	15.851	137.9	24.565	130.2	15.948	171.8	56.364	15	14.173	135.1	25.134	125.8	16.228	172.1	55.535
2	14.531	140.8	24.433	129.1	15.972	172.6	54.936	16	14.117	132.4	25.885	127.3	16.333	170.7	56.335
3	14.183	137.7	24.522	127.1	16.060	172.6	54.765	17	14.234	132.5	25.144	127.6	16.267	171.2	55.645
4	14.119	136.5	24.669	128.2	16.215	172.1	55.003	18	14.232	135.4	25.272	126.5	16.268	171.5	55.772
5	14.101	136.8	24.825	128.0	16.195	172.3	55.121	19	14.210	135.1	25.183	126.5	16.316	171.8	55.709
6	14.174	136.3	25.003	127.4	16.243	170.5	55.420	20	14.206	134.0	25.204	128.0	16.330	172.1	55.740
7	14.113	137.2	24.955	128.2	16.315	170.5	55.383	21	14.183	135.1	25.255	125.9	16.449	171.8	55.887
8	14.168	137.0	25.094	129.9	16.337	171.5	55.599	22	14.269	134.2	25.277	123.3	16.428	170.2	55.974
9	14.196	137.5	25.151	128.0	16.231	170.5	55.578	23	14.224	134.9	25.345	123.5	16.386	170.5	55.955
10	14.137	136.1	25.143	128.3	16.356	170.5	55.636	24	14.209	129.5	25.544	125.5	16.570	169.7	56.323
11	14.181	135.6	25.427	125.0	16.435	170.2	56.043	25	14.322	136.8	25.640	122.8	16.454	169.9	56.416
12	14.194	132.4	25.274	127.3	16.473	169.9	55.941	26	14.307	139.3	25.595	124.0	16.552	170.2	56.454
13	14.148	136.1	25.006	127.4	16.190	171.2	55.344								
14	14.202	133.0	25.002	126.7	16.285	171.8	55.489								

15 CORONEL							NLD	BMW 320 TC							
1	14.584	135.1	24.303	131.6	15.600	173.1		15	14.348	131.2	25.160	125.8	16.104	171.5	55.612
2	14.607	131.9	24.398	131.5	15.776	169.9	54.781	16	14.376	133.9	24.865	127.9	16.439	170.7	55.680
3	14.445	131.9	24.425	128.2	15.848	171.2	54.718	17	14.356	140.2	24.699	130.4	15.936	171.0	54.991
4	14.470	131.7	24.309	128.5	15.827	171.8	54.606	18	14.440	135.4	24.654	130.2	16.148	170.5	55.242
5	14.451	132.2	24.281	131.3	16.000	171.0	54.732	19	14.472	134.2	24.676	125.2	16.128	169.7	55.276
6	14.662	130.7	24.518	127.9	15.919	171.5	55.099	20	14.558	134.7	24.920	125.9	16.238	169.4	55.716
7	14.313	135.1	24.594	130.8	16.056	171.5	54.963	21	14.597	135.9	24.691	128.3	16.127	169.1	55.415
8	14.322	137.3	24.931	129.9	16.102	171.5	55.355	22	14.504	136.3	24.763	126.8	16.209	169.7	55.476
9	14.328	136.5	24.702	128.3	16.138	171.8	55.168	23	14.549	134.2	24.965	125.8	16.309	169.1	55.823
10	14.291	137.7	24.835	130.5	16.117	171.2	55.243	24	14.543	135.6	24.717	128.5	16.222	169.1	55.482
11	14.284	135.9	24.759	122.8	16.284	171.8	55.327	25	14.537	134.0	24.870	126.2	16.323	169.4	55.730
12	14.344	133.5	24.669	128.5	16.285	172.1	55.298	26	14.469	137.9	25.051	127.9	16.380	167.8	55.900
13	14.317	132.9	24.931	126.4	16.141	171.2	55.389								
14	14.381	134.6	24.701	129.0	16.338	171.5	55.420								



Circuit Length - 2.243 kilometres
Suzuka

Weather/Track: Sun 29C/Dry 32C

Printed at 16:02, Sunday, 22 September, 2013

© MST Systems Ltd, 2005 (www.mstworld.com)

Page 3

2013 FIA World Touring Car Championship Race 2 - Sector Analysis Report

Lap S1 Time S1 Spd S2 Time S2 Spd S3 Time S3 Spd Lap Time Pit Lap S1 Time S1 Spd S2 Time S2 Spd S3 Time S3 Spd Lap Time Pit

18 MONTEIRO PRT							Honda Civic WTCC								
1	15.127	141.7	24.610	130.2	15.980	173.1	55.717	15	14.270	135.6	24.928	124.2	16.247	171.5	55.445
2	14.450	134.6	24.341	129.0	15.923	172.3	54.714	16	14.240	137.3	24.849	123.8	16.268	171.5	55.357
3	14.160	137.3	24.585	126.8	16.063	172.3	54.808	17	14.369	132.2	24.871	124.8	16.337	171.0	55.577
4	14.143	135.1	24.757	126.1	16.080	172.1	54.980	18	14.284	135.2	24.880	124.5	16.272	171.2	55.436
5	14.209	136.8	24.804	125.8	16.140	171.5	55.153	19	14.264	135.4	24.952	126.1	16.285	171.0	55.501
6	14.174	138.1	24.906	122.5	16.191	171.2	55.271	20	14.301	133.9	24.936	125.5	16.242	171.5	55.479
7	14.241	134.7	24.939	123.8	16.201	172.6	55.381	21	14.290	133.7	25.051	124.3	16.363	171.0	55.704
8	14.293	133.5	24.965	126.4	16.161	171.5	55.419	22	14.280	130.9	25.163	125.5	16.283	171.0	55.726
9	14.309	135.2	25.048	124.8	16.223	171.5	55.580	23	14.324	133.7	25.142	119.6	16.273	170.5	55.739
10	14.312	135.6	24.899	126.5	16.369	171.0	55.580	24	14.366	132.2	25.043	124.0	16.323	170.5	55.732
11	14.420	130.3	24.939	127.7	16.289	170.7	55.648	25	14.377	132.4	25.215	122.6	16.360	170.7	55.952
12	14.312	137.7	24.810	128.2	16.277	169.9	55.399	26	14.463	131.5	25.498	121.2	20.714		1:00.675
13	14.340	134.9	24.796	125.2	16.333	171.0	55.469								
14	14.281	137.2	24.898	123.5	16.243	170.5	55.422								

19 MONJE ESP							SEAT Leon WTCC I								
1	18.337	120.9	25.836	129.6	15.996	171.2	1:00.169	15	14.302	131.2	25.123	127.7	16.342	169.9	55.767
2	14.676	130.7	24.936	132.1	16.146	171.2	55.758	16	14.242	131.5	25.324	125.6	16.570	170.5	56.136
3	14.411	132.7	24.799	127.4	16.153	170.5	55.363	17	14.299	130.4	25.332	125.9	16.400	170.5	56.031
4	14.307	133.7	24.822	130.5	16.166	170.5	55.295	18	14.387	130.9	25.288	127.4	16.387	169.1	56.062
5	14.290	134.6	24.583	128.6	16.079	169.9	54.952	19	14.435	131.9	25.535	127.0	16.571	170.5	56.541
6	14.346	134.9	24.774	128.8	16.170	170.2	55.290	20	14.398	130.3	25.162	123.0	16.495	169.4	56.055
7	14.247	136.5	24.865	125.3	16.266	170.5	55.378	21	14.408	130.6	25.653	124.6	16.614	169.4	56.675
8	14.188	134.2	25.003	124.8	16.312	170.7	55.503	22	14.376	131.5	25.152	125.8	16.487	169.9	56.015
9	14.416	132.5	24.902	127.6	16.342	169.9	55.660	23	14.481	129.8	25.711	122.3	16.847	168.4	57.039
10	14.294	132.0	24.920	128.3	16.213	170.5	55.427	24	14.662	131.1	26.529	120.7	16.752	168.4	57.943
11	14.265	133.5	25.020	127.9	16.302	170.2	55.587	25	14.486	129.6	25.877	119.4	17.058	166.8	57.421
12	14.286	134.0	25.103	128.3	16.281	170.5	55.670	26	14.804	124.2	25.674	124.3	17.163	165.6	57.641
13	14.340	129.5	25.384	126.7	16.642	169.4	56.366								
14	14.304	131.9	24.977	127.7	16.401	170.2	55.682								

22 BOARDMAN GBR							SEAT Leon WTCC I								
1	19.080	118.2	26.425	132.5	16.278	169.4	1:01.783	10	14.211	136.1	24.800	128.2	16.234	169.4	55.245
2	14.644	133.9	24.796	132.9	16.002	171.2	55.442	11	14.172	138.4	25.056	125.3	16.418	165.6	55.646
3	14.289	144.6	25.328	133.8	16.159	171.2	55.776	12	14.469	134.2	25.221	125.6	16.361	169.7	56.051
4	14.183	136.3	24.909	135.0	16.243	169.4	55.335	13	14.289	130.7	25.137	127.3	16.200	169.4	55.626
5	14.456	138.2	25.567	122.1	16.458	168.1	56.481	14	14.243	129.5	25.075	123.8	16.255	178.2	55.573
6	14.522	129.9	24.944	130.5	16.268	168.9	55.734	15	15.286	127.0	25.200	124.3	16.470	154.2	56.956
7	14.492	120.8	24.890	128.5	16.189	170.2	55.571	16	19.295	114.4	29.075	98.2	26.828		1:15.198 Pit
8	14.198	134.6	24.804	130.0	16.229	170.2	55.231								
9	14.223	130.6	24.695	125.5	16.187	170.2	55.105								



Circuit Length - 2.243 kilometres
Suzuka

Weather/Track: Sun 29C/Dry 32C

2013 FIA World Touring Car Championship

Race 2 - Sector Analysis Report

Lap S1 Time S1 Spd S2 Time S2 Spd S3 Time S3 Spd Lap Time Pit Lap S1 Time S1 Spd S2 Time S2 Spd S3 Time S3 Spd Lap Time Pit

23 CHILTON							GBR	Chevrolet Cruze							
1	16.147	133.4	24.572	132.6	15.976	174.2	56.695	15	14.046	133.2	24.952	129.3	16.360	171.5	55.358
2	14.628	128.7	24.483	131.6	15.926	173.7	55.037	16	14.088	131.4	26.663	124.0	16.331	172.1	57.082
3	14.052	137.5	24.613	126.5	16.176	172.9	54.841	17	14.111	133.0	24.935	127.6	16.299	172.3	55.345
4	13.992	137.9	24.640	129.0	16.182	173.1	54.814	18	14.056	134.4	25.101	126.8	16.299	172.3	55.456
5	13.976	137.5	24.896	127.9	16.235	172.9	55.107	19	14.257	127.7			41.477	171.5	55.734
6	14.083	131.7	24.997	127.6	16.316	173.1	55.396	20	14.168	131.9	25.130	125.2	16.391	172.3	55.689
7	14.076	133.7	24.989	127.6	16.313	173.4	55.378	21	14.127	131.7	25.204	126.1	16.431	171.5	55.762
8	14.136	133.5	25.171	129.1	16.299	172.6	55.606	22	14.162	130.9	25.275	124.2	16.491	172.6	55.928
9	14.137	129.1	25.117	125.3	16.337	173.4	55.591	23	14.103	131.5	25.406	125.0	16.463	171.5	55.972
10	14.125	133.0	25.202	125.3	16.318	172.9	55.645	24	14.156	129.9	25.666	123.5	16.503	170.2	56.325
11	14.122	130.7	25.463	124.6	16.914	167.1	56.499	25	14.215	132.4	25.662	122.5	16.502	171.5	56.379
12	14.310	133.2	24.925	127.0	16.377	172.3	55.612	26	14.215	131.4	25.749	122.9	16.553	170.7	56.517
13	14.077	129.1	25.065	127.0	16.338	172.3	55.480								
14	14.053	132.4	25.050	126.2	16.380	172.3	55.483								

25 BENNANI							MAR	BMW 320 TC							I
1		136.8	24.223	129.6	15.842	170.7		15	14.414	134.9	24.829	120.4	16.297	169.9	55.540
2	14.552	131.9	24.186	127.6	15.922	170.2	54.660	16	14.507	132.0	24.866	123.5	16.435	170.5	55.808
3	14.503	132.9	24.250	124.2	15.955	171.0	54.708	17	14.451	132.0	25.358	124.6	16.304	171.5	56.113
4	14.478	133.2	24.192	126.1	15.932	170.7	54.602	18	14.435	130.1	24.843	125.5	16.218	171.5	55.496
5	14.398	134.6	24.380	124.2	16.023	169.9	54.801	19	14.476	129.6	24.772	125.0	16.332	171.0	55.580
6	14.506	134.2	24.495	122.9	16.123	171.0	55.124	20	14.413	128.8	25.035	123.9	16.357	170.7	55.805
7	14.358	135.6	24.525	124.2	16.155	171.0	55.038	21	14.515	129.9	24.810	124.8	16.310	170.7	55.635
8	14.356	135.4	24.734	123.2	16.211	171.2	55.301	22	14.423	132.4	24.765	125.2	16.354	171.0	55.542
9	14.340	134.6	24.649	122.1	16.178	170.7	55.167	23	14.530	131.5	24.998	124.5	16.286	169.7	55.814
10	14.395	132.7	24.586	123.5	16.232	170.2	55.213	24	14.417	132.0	24.887	123.9	16.295	170.2	55.599
11	14.400	132.0	24.634	124.6	16.293	170.7	55.327	25	14.472	129.9	24.956	122.6	16.371	170.2	55.799
12	14.411	132.0	24.663	123.5	16.237	170.7	55.311	26	14.489	128.7	25.089	124.9	16.536	169.4	56.114
13	14.367	131.2	24.707	124.5	16.249	169.9	55.323								
14	14.486	133.5	24.683	123.3	16.312	172.1	55.481								

26 D'ASTE							ITA	BMW 320 TC							I
1	17.254	137.2	25.410	129.4	16.076	171.0	58.740	15	14.318	135.6	25.096	127.1	16.324	170.2	55.738
2	14.481	137.0	24.585	130.0	16.017	171.0	55.083	16	14.312	133.4	25.345	125.8	16.578	167.8	56.235
3	14.208	140.1	24.800	130.2	16.072	169.9	55.080	17	14.365	135.8	25.038	125.6	16.632	168.6	56.035
4	14.203	138.8	24.536	129.1	16.200	171.8	54.939	18	14.397	134.4	25.015	129.1	16.610	169.7	56.022
5	14.208	139.7	24.742	133.1	16.371	169.7	55.321	19	14.415	136.5	25.215	127.7	16.431	167.8	56.061
6	14.333	137.7	24.624	132.3	16.290	169.7	55.247	20	14.428	134.4	25.405	126.2	16.574	168.4	56.407
7	14.319	135.2	25.095	127.1	16.418	168.6	55.832	21	14.463	134.4	25.794	128.8	16.721	170.7	56.978
8	14.360	137.5	24.863	128.8	16.516	167.8	55.739	22	14.334	136.1	25.105	126.7	16.871	168.1	56.310
9	14.541	138.1	24.734	126.7	16.269	171.5	55.544	23	14.612	134.9	25.747	126.7	16.664	169.7	57.023
10	14.303	132.9	24.820	127.7	16.423	168.9	55.546	24	14.658	134.7	25.960	129.3	16.767	168.9	57.385
11	14.373	134.6	25.081	128.3	16.575	168.9	56.029	25	14.749	129.5	25.997	126.2	17.127	166.3	57.873
12	14.482	134.7	24.968	127.0	16.391	170.5	55.841	26	14.726	137.9	25.769	125.8	16.988	163.6	57.483
13	14.300	137.9	25.255	132.9	16.510	168.9	56.065								
14	14.335	136.6	25.109	125.5	16.493	170.2	55.937								



Circuit Length - 2.243 kilometres
Suzuka

Weather/Track: Sun 29C/Dry 32C

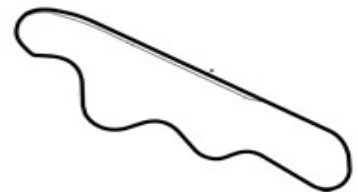
2013 FIA World Touring Car Championship

Race 2 - Sector Analysis Report

Lap	S1 Time	S1 Spd	S2 Time	S2 Spd	S3 Time	S3 Spd	Lap Time Pit	Lap	S1 Time	S1 Spd	S2 Time	S2 Spd	S3 Time	S3 Spd	Lap Time Pit
33 TANIGUCHI JPN BMW 320 TC I															
1	26.353	140.1	25.631	131.0	16.257	168.6	1:08.241	15	14.492	134.4	24.936	134.8	16.670	169.1	56.098
2	14.446	145.2	25.070	134.3	16.060	170.2	55.576	16	14.388	137.3	25.139	132.5	16.394	167.3	55.921
3	15.190	133.9	25.295	135.5	16.280	169.4	56.765	17	14.603	130.3	25.041	134.1	16.424	168.6	56.068
4	14.302	140.2	25.085	133.1	16.210	169.9	55.597	18	14.359	137.3	25.119	133.4	16.895	166.6	56.373
5	14.673	139.3	25.074	135.8	16.197	170.7	55.944	19	14.441	136.8	25.146	132.9	16.302	167.6	55.889
6	14.456	135.6	24.879	135.5	16.188	170.2	55.523	20	14.471	134.0	25.176	132.3	16.538	168.6	56.185
7	14.436	139.9	25.105	136.8	16.205	171.0	55.746	21	14.422	133.5	25.870	129.7	16.568	168.9	56.860
8	14.514	135.2	25.269	134.1	16.261	170.7	56.044	22	14.498	135.2	25.343	123.0	16.885	167.6	56.726
9	14.521	144.4	26.014	132.0	16.426	169.7	56.961	23	14.600	131.7	25.231	130.7	16.613	167.6	56.444
10	14.528	135.4	25.267	135.6	16.171	168.4	55.966	24	14.599	134.9	25.310	131.8	16.541	167.8	56.450
11	14.454	137.2	24.900	131.5	16.420	168.9	55.774	25	14.523	133.5	25.293	133.8	16.792	167.6	56.608
12	14.392	135.4	25.331	128.6	16.509	169.4	56.232	26	14.658	132.0	25.478	131.8	16.899	169.1	57.035
13	14.395	136.8	25.054	131.5	16.523	167.1	55.972								
14	14.525	131.2	25.122	133.3	17.052	169.1	56.699								

Lap	S1 Time	S1 Spd	S2 Time	S2 Spd	S3 Time	S3 Spd	Lap Time Pit	Lap	S1 Time	S1 Spd	S2 Time	S2 Spd	S3 Time	S3 Spd	Lap Time Pit
37 MUNNICH DEU SEAT Leon WTCC I															
1	19.309	106.0	16.501	126.7	16.296	173.1	1:02.106	15	14.420	132.4	25.067	124.5	16.302	170.2	55.789
2	15.125	131.5	24.628	130.8	15.882	172.6	55.635	16	14.634	129.1	25.269	127.0	16.927	169.9	56.830
3	14.505	132.7	25.046	130.5	16.086	173.4	55.637	17	14.526	132.4	25.002	127.7	16.465	170.2	55.993
4	14.437	129.3	24.814	125.3	16.254	171.2	55.505	18	14.608	125.9	25.071	127.4	16.293	171.2	55.972
5	14.474	126.8	25.288	129.9	16.493	170.7	56.255	19	14.601	128.4	25.102	125.6	16.499	169.7	56.202
6	14.595	126.5	24.969	128.5	16.215	171.8	55.779	20	14.558	129.0	25.013	126.7	16.324	170.2	55.895
7	14.559	126.7	24.959	129.1	16.183	169.7	55.701	21	14.528	131.2	25.152	127.9	16.236	170.2	55.916
8	14.388	129.6	24.891	129.4	16.292	171.8	55.571	22	14.313	137.9	25.130	129.6	16.376	171.2	55.819
9	14.345	129.6	25.006	129.0	16.165	170.7	55.516	23	14.532	130.6	25.100	127.0	16.275	171.2	55.907
10	14.331	129.6	25.038	132.3	16.258	172.1	55.627	24	14.583	127.0	25.338	127.1	16.407	171.2	56.328
11	14.377	132.5	25.215	127.1	16.379	169.9	55.971	25	14.383	130.7	25.264	125.3	16.492	168.9	56.139
12	14.388	131.9	25.370	126.2	16.351	170.5	56.109	26	14.442	129.0	25.566	124.0	17.076	168.6	57.084
13	14.363	133.5	25.215	129.3	16.278	170.2	55.856								
14	14.403	129.3	25.230	127.4	16.893	169.9	56.526								

Lap	S1 Time	S1 Spd	S2 Time	S2 Spd	S3 Time	S3 Spd	Lap Time Pit	Lap	S1 Time	S1 Spd	S2 Time	S2 Spd	S3 Time	S3 Spd	Lap Time Pit
38 BASSENG DEU SEAT Leon WTCC I															
1	17.704	134.6	25.242	129.1	16.180	173.1	59.126	15	14.162	132.4	25.296	125.5	16.455	172.9	55.913
2	14.522	136.3	24.739	130.2	16.225	172.9	55.486	16	14.089	135.6	25.466	127.3	16.493	171.8	56.048
3	14.098	141.4	24.748	131.3	16.156	173.7	55.002	17	14.217	132.0	25.339	127.7	16.564	171.5	56.120
4	14.092	138.6	24.715	131.5	16.183	172.1	54.990	18	14.235	132.7	25.416	124.3	16.392	172.1	56.043
5	14.144	135.9	24.873	130.2	16.527	170.7	55.544	19	14.180	135.8	25.386	126.7	16.388	172.3	55.954
6	14.320	138.4	24.823	129.6	16.146	171.5	55.289	20	14.294	133.0	25.416	123.8	16.631	171.2	56.341
7	14.209	135.1	24.851	128.5	16.194	172.9	55.254	21	14.245	131.7	25.411	125.6	16.730	172.6	56.386
8	14.178	135.9	25.064	129.7	16.344	171.8	55.586	22	14.218	136.3	25.270	126.8	16.734	169.1	56.222
9	14.513	134.9	25.097	126.8	16.277	173.1	55.887	23	14.642	132.9	25.809	125.5	16.660	171.2	57.111
10	14.061	134.7	24.997	128.8	16.330	172.6	55.388	24	14.625	135.8	25.983	121.6	16.728	170.5	57.336
11	14.179	130.7	25.207	129.0	16.514	171.2	55.900	25	14.682	129.3	26.167	124.5	17.102	167.8	57.951
12	14.305	128.1	25.218	128.8	16.399	172.6	55.922	26	14.580	138.6	25.936	125.5	16.908	167.1	57.424
13	14.164	139.1	25.508	129.1	16.513	172.3	56.185								
14	14.077	136.6	25.270	128.6	16.474	172.3	55.821								



Circuit Length - 2.243 kilometres
Suzuka

Weather/Track: Sun 29C/Dry 32C

2013 FIA World Touring Car Championship

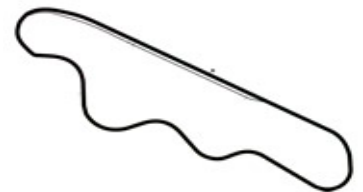
Race 2 - Sector Analysis Report

Lap S1 Time S1 Spd S2 Time S2 Spd S3 Time S3 Spd Lap Time Pit Lap S1 Time S1 Spd S2 Time S2 Spd S3 Time S3 Spd Lap Time Pit

55 O'YOUNG							HKG			BMW 320 TC				I	
1	18.126	129.1	25.595	127.7	15.998	171.0	59.719	15	14.252	133.2	25.255	126.8	16.375	171.0	55.882
2	14.419	141.2	24.532	131.6	16.299	169.4	55.250	16	14.257	130.4	25.370	126.1	16.488	171.5	56.115
3	14.305	139.7	24.505	130.5	16.123	171.5	54.933	17	14.241	133.9	25.254	128.8	16.535	169.1	56.030
4	14.410	138.2	24.512	130.7	16.128	171.0	55.050	18	14.421	134.6	25.307	128.3	16.371	170.5	56.099
5	14.195	135.6	24.719	129.6	16.305	164.1	55.219	19	14.314	137.2	25.276	128.2	16.324	171.0	55.914
6	14.516	138.8	24.864	127.4	16.258	171.5	55.638	20	14.361	135.8	25.386	126.8	16.616	169.1	56.363
7	14.229	137.3	24.700	130.0	16.296	171.0	55.225	21	14.404	135.9	25.987	129.4	16.364	170.5	56.755
8	14.217	141.2	24.990	127.3	16.348	170.2	55.555	22	14.254	133.7	25.190	128.8	16.847	169.7	56.291
9	14.480	131.2	25.009	127.9	16.410	170.7	55.899	23	14.517	137.3	25.754	127.4	16.582	169.9	56.853
10	14.167	142.3	24.935	127.9	16.254	170.5	55.356	24	14.747	134.0	26.292	125.3	16.366	170.2	57.405
11	14.212	136.1	25.121	129.4	16.566	169.7	55.899	25	14.745	129.3	26.064	128.0	17.074	166.6	57.883
12	14.316	135.2	25.235	128.3	16.342	171.0	55.893	26	14.820	138.6	25.781	128.3	16.882	165.3	57.483
13	14.261	136.1	25.488	131.8	16.424	170.2	56.173								
14	14.311	130.1	25.051	127.1	16.438	171.2	55.800								

60 SOUZA							MAC			Chevrolet Cruze LT				I	
1	28.262	139.7	35.270	111.4	27.071		1:30.603	Pit							

61 NG							MAC			Chevrolet Cruze LT				I	
1	21.330	127.9	26.910	122.8	16.789	162.2	1:05.029	14	15.180	136.3	25.900	117.6	16.887	160.3	57.967
2	15.415	134.9	25.674	123.9	16.466	164.1	57.555	15	15.125	131.7	25.717	123.9	16.518	161.4	57.360
3	15.022	135.8	24.926	124.2	16.256	163.4	56.204	16	15.292	131.9	25.798	121.1	16.714	160.3	57.804
4	15.097	131.4	25.085	124.5	16.539	162.9	56.721	17	15.286	131.1	25.554	118.8	16.817	161.7	57.657
5	15.042	131.7	25.946	123.6	16.436	164.3	57.424	18	15.493	123.3	25.804	120.0	16.640	162.4	57.937
6	15.070	129.9	25.019	120.3	16.626	163.4	56.715	19	15.228	131.2	25.731	121.1	16.905	160.7	57.864
7	15.055	133.7	25.308	121.6	16.578	164.1	56.941	20	15.279	131.9	25.873	118.7	16.938	159.6	58.090
8	14.928	139.1	25.341	117.4	16.644	160.7	56.913	21	15.233	137.9	27.192	97.1	17.349	161.0	59.774
9	15.132	128.5	25.255	120.0	16.824	162.2	57.211	22	15.655	128.2	27.249	91.3	17.763	160.7	1:00.667
10	15.097	127.7	25.348	123.8	16.649	162.9	57.094	23	15.076	129.6	31.515	118.6	17.027	161.4	1:03.618
11	15.044	135.2	25.554	120.6	16.984	161.9	57.582	24	15.093	137.3	26.258	120.8	16.985	160.0	58.336
12	15.174	129.6	25.722	112.2	16.988	161.2	57.884	25	15.372	135.9	26.319	122.8	17.194	160.7	58.885
13	15.200	134.0	25.483	119.6	16.893	160.0	57.576								



Circuit Length - 2.243 kilometres
Suzuka

Weather/Track: Sun 29C/Dry 32C

2013 FIA World Touring Car Championship


Race 2 - Sector Analysis Report

Lap S1 Time S1 Spd S2 Time S2 Spd S3 Time S3 Spd Lap Time Pit Lap S1 Time S1 Spd S2 Time S2 Spd S3 Time S3 Spd Lap Time Pit

66 BADARACO								MAC	Chevrolet Cruze LT								I
1	20.899	123.9	26.488	120.6	16.404	166.8	1:03.791	15	14.997	122.2	25.692	127.6	16.622	165.3	57.311		
2	15.475	128.5	24.798	132.6	16.239	167.6	56.512	16	14.984	125.3	25.358	126.4	16.628	167.3	56.970		
3	15.035	130.9	26.219	129.0	16.229	166.8	57.483	17	14.873	129.5	25.296	123.6	16.568	165.3	56.737		
4	15.057	128.1	25.071	131.5	16.429	165.8	56.557	18	15.009	127.0	25.254	125.3	16.620	165.6	56.883		
5	14.847	129.3	24.597	129.1	16.379	166.1	55.823	19	15.002	127.6	25.255	127.4	16.547	164.8	56.804		
6	15.058	128.1	24.850	132.1	16.608	165.1	56.516	20	14.924	131.5	25.494	127.6	16.714	166.6	57.132		
7	14.864	131.1	24.765	132.0	16.465	165.6	56.094	21	15.073	129.0	25.405	127.1	16.593	165.8	57.071		
8	14.869	130.6	24.984	128.2	16.384	166.3	56.237	22	15.090	128.8	25.506	128.3	16.654	165.8	57.250		
9	14.789	133.7	25.743	125.6	16.688	163.8	57.220	23	15.214	122.6	25.934	127.7	16.644	164.3	57.792		
10	15.219	128.7	25.268	128.0	16.377	166.3	56.864	24	15.168	124.7	26.241	124.0	17.753	157.3	59.162		
11	14.772	127.6	25.050	127.3	16.517	166.3	56.339	25	16.117	124.7	26.342	123.5	17.146	161.9	59.605		
12	14.776	130.1	25.119	122.1	16.513	164.6	56.408	26	15.682	125.0	26.306	125.6	17.242	162.9	59.230		
13	14.857	129.8	25.232	124.9	16.439	164.6	56.528										
14	14.911	123.7	25.259	122.1	16.637	165.8	56.807										

67 YOSHIMOTO								JPN	Chevrolet Cruze								I
1	18.570	122.3	25.913	131.3	15.962	171.5	1:00.445	9	14.127	134.4	25.180	125.6	16.386	171.5	55.693		
2	14.452	148.5	24.614	129.6	16.061	172.1	55.127	10	14.059	137.7	25.187	128.3	16.376	171.2	55.622		
3	14.231	127.1	25.006	129.9	16.102	171.5	55.339	11	14.064	137.7	25.246	129.0	16.546	169.1	55.856		
4	14.067	138.2	24.679	127.9	16.128	164.8	54.874	12	14.605	136.5	25.526	122.9	16.431	169.7	56.562		
5	14.119	127.6	26.250	127.6	16.192	172.1	56.561	13	14.212	131.1	25.294	126.7	16.383	169.1	55.889		
6	14.182	136.6	24.917	125.8	16.853	164.6	55.952	14	14.169	135.8	25.527	119.4	33.127		1:12.823 Pit		
7	14.940	133.2	25.060	125.3	16.301	171.2	56.301										
8	14.180	133.5	25.041	127.3	16.312	171.2	55.533										

68 KANO								JPN	BMW 320 TC								I
1	19.498	126.2	26.541	128.2	16.597	169.4	1:02.636	15	14.524	133.9	24.944	129.4	16.332	169.4	55.800		
2	15.210	133.9	24.695	131.2	16.122	169.4	56.027	16	14.518	133.5	25.133	127.0	17.107	168.6	56.758		
3	14.373	141.4	24.710	130.8	16.249	169.9	55.332	17	14.553	135.6	25.191	130.5	16.357	168.6	56.101		
4	14.345	140.1	24.764	130.8	16.258	169.7	55.367	18	14.489	130.9	25.090	128.6	16.341	169.7	55.920		
5	14.351	135.9	25.163	127.4	16.636	170.2	56.150	19	14.516	134.9	25.139	125.8	16.566	168.1	56.221		
6	14.520	133.2	24.925	131.0	16.301	169.9	55.746	20	14.571	133.7	25.035	127.6	16.367	169.4	55.973		
7	14.505	131.7	24.963	128.8	16.253	169.1	55.721	21	14.436	136.6	25.529	128.6	16.383	168.9	56.348		
8	14.325	138.1	24.969	129.7	16.268	169.9	55.562	22	14.587	132.4	25.054	129.3	16.679	163.4	56.320		
9	14.312	134.2	25.069	127.9	16.241	169.7	55.622	23	14.749	130.4	25.198	128.2	16.436	168.4	56.383		
10	14.335	138.4	25.474	128.8	16.297	169.4	56.106	24	14.592	131.9	25.328	127.9	16.608	168.1	56.528		
11	14.395	135.8	24.981	129.7	16.286	169.4	55.662	25	14.478	135.6	25.325	126.5	16.506	168.4	56.309		
12	14.453	137.5	25.224	129.6	16.296	168.6	55.973	26	14.650	131.2	25.256	125.9	16.672	168.9	56.578		
13	14.432	139.1	24.993	127.9	16.337	169.1	55.762										
14	14.406	134.6	25.550	127.4	16.644	169.1	56.600										



Circuit Length - 2.243 kilometres
Suzuka

Weather/Track: Sun 29C/Dry 32C

2013 FIA World Touring Car Championship

Race 2 - Sector Analysis Report

Lap	S1 Time	S1 Spd	S2 Time	S2 Spd	S3 Time	S3 Spd	Lap Time	Pit	Lap	S1 Time	S1 Spd	S2 Time	S2 Spd	S3 Time	S3 Spd	Lap Time	Pit
74 ORIOLA									ESP Chevrolet Cruze								
1	15.739	138.2	24.487	130.2	15.930	173.7	56.156		8	14.152	134.6	25.100	125.8	16.298	171.2	55.550	
2	14.402	138.1	24.565	127.7	15.893	172.3	54.860		9	14.102	133.2	25.250	125.0	16.291	171.8	55.643	
3	14.168	136.8	24.657	128.0	15.916	171.8	54.741		10	14.080	130.4	25.133	124.0	16.406	171.8	55.619	
4	14.085	135.8	24.836	123.9	16.132	171.8	55.053		11	14.187	129.0	25.367	123.6	16.456	170.7	56.010	
5	14.057	135.4	24.867	126.4	16.206	170.2	55.130		12	14.167	133.4	25.344	123.3	16.457	169.7	55.968	
6	14.163	133.2	25.079	123.5	16.154	171.5	55.396		13			44.156	108.0			1:07.153	Pit
7	14.040	133.0	25.107	126.2	16.290	171.5	55.437										
77 MAK									MAC BMW 320si								
1	23.073	127.3	25.874	126.4	16.540	160.0	1:05.487		7	15.520	128.1	25.236	123.5	16.692	155.1	57.448	
2	15.704	130.7	25.409	128.3	16.592	159.1	57.705		8	15.457	125.6	25.489	126.1	17.056	158.4	58.002	
3	15.516	132.4	26.289	129.0	16.343	159.8	58.148		9	15.378	128.2	25.592	120.8	17.026	156.2	57.996	
4	15.275	129.8	25.497	128.8	16.309	156.6	57.081		10	15.499	126.5	25.434	126.1	4:08.457		4:49.390	Pit
5	15.487	131.5	25.274	124.0	16.422	160.5	57.183										
6	15.444	126.7	25.226	123.3	16.628	158.0	57.298										
88 HO									MAC BMW 320si								
1	20.110	132.4	26.213	127.0	16.745	165.8	1:03.068		13	15.781	136.8	25.661	130.0	16.609	163.6	58.051	
2	15.062	134.0	25.235	129.6	16.329	164.8	56.626		14	14.864	132.5	25.245	132.3	16.979	162.2	57.088	
3	14.761	141.0	26.623	129.6	16.304	164.3	57.688		15	15.422	137.2	38.300	125.5	23.989		1:17.711	Pit
4	14.878	134.6	38.155	126.2	16.575	158.2	1:09.608		16	1:57.682	105.0	26.518	123.0	17.093	156.4	2:41.293	
5	15.277	130.1	24.903	131.6	16.531	162.4	56.711		17	16.141	131.9	26.322	126.7	17.154	145.6	59.617	
6	15.249	126.1	25.033	133.1	16.518	161.0	56.800		18	16.163	130.1	26.263	122.9	16.873	163.4	59.299	
7	15.145	126.8	25.146	130.4	16.279	162.6	56.570		19	15.522	136.8	27.127	96.2	18.678	162.2	1:01.327	
8	15.130	125.3	25.215	130.4	27.693	112.4	1:08.038		20	15.562	122.2	26.022	120.2	16.933	161.7	58.517	
9	16.791	125.5	25.203	131.6	16.448	163.4	58.442		21	15.353	128.4	25.736	125.8	16.743	162.4	57.832	
10	15.096	129.8	25.525	127.7	16.678	163.1	57.299		22	15.126	130.6	26.332	124.5	17.122	161.4	58.580	
11	15.096	124.9	25.067	129.7	16.482	162.4	56.645		23	15.416	127.6	26.108	121.9	16.972	160.7	58.496	
12	15.050	132.2	25.063	129.3	16.527	162.9	56.640										
99 IZAWA									JPN Honda Civic WTCC								
1	17.220	133.5	28.094	128.8	15.967	169.1	1:01.281		11	14.322	137.3	24.898	127.9	16.271	168.4	55.491	
2	14.940	135.6	24.732	130.8	15.960	169.1	55.632		12	14.325	133.5	25.097	123.8	16.253	167.6	55.675	
3	14.492	146.0	25.067	128.8	15.906	170.5	55.465		13	14.401	132.4	25.007	125.8	16.709	166.3	56.117	
4	14.344	136.8	24.735	129.7	15.999	168.9	55.078		14	14.420	132.2	24.943	127.0	16.335	168.9	55.698	
5	14.390	134.9	24.614	128.6	16.226	168.4	55.230		15	14.346	135.1	25.092	124.0	16.229	167.8	55.667	
6	14.372	137.7	24.674	127.6	16.505	164.1	55.551		16	14.304	135.1	25.080	126.2	16.282	167.3	55.666	
7	14.657	136.6	24.752	127.3	16.098	168.1	55.507		17	14.414	134.9	25.212	128.8	16.429	167.6	56.055	
8	14.325	135.8	24.957	126.4	16.136	167.3	55.418		18	14.349	133.5	25.122	125.8	16.464	167.6	55.935	
9	14.373	134.9	24.845	125.9	16.244	166.8	55.462		19	14.357	139.7	25.697	103.3	36.111		1:16.165	Pit
10	14.449	133.0	24.889	126.7	16.239	167.8	55.577										



Circuit Length - 2.243 kilometres
Suzuka

Weather/Track: Sun 29C/Dry 32C

2013 FIA World Touring Car Championship Race 2 - Best Sector Speeds Report

SECTOR 1				SECTOR 2				SECTOR 3				
POS	NO	NAME	SPEED	LAP	NO	NAME	SPEED	LAP	NO	NAME	SPEED	LAP
1	67	YOSHIMOTO	148.5	2	33	TANIGUCHI	136.8	7	22	BOARDMAN	178.2	14
2	99	IZAWA	146.0	3	22	BOARDMAN	135.0	4	23	CHILTON	174.2	1
3	9	MACDOWALL	145.6	2	7	NG	134.1	1	38	BASSENG	173.7	3
4	33	TANIGUCHI	145.2	2	9	MACDOWALL	133.8	5	74	ORIOLA	173.7	1
5	22	BOARDMAN	144.6	3	26	D'ASTE	133.1	5	37	MUNNICH	173.4	3
6	7	NG	142.9	2	88	HO	133.1	6	10	THOMPSON	173.1	2
7	55	O'YOUNG	142.3	10	23	CHILTON	132.6	1	15	CORONEL	173.1	1
8	18	MONTEIRO	141.7	1	66	BADARACO	132.6	2	18	MONTEIRO	173.1	1
9	38	BASSENG	141.4	3	8	KOZLOVSKIY	132.5	3	9	MACDOWALL	172.9	1
10	68	KANO	141.4	3	37	MUNNICH	132.3	10	1	HUFF	172.6	1
11	8	KOZLOVSKIY	141.2	2	1	HUFF	132.1	2	14	NASH	172.6	2
12	88	HO	141.0	3	19	MONJE	132.1	2	25	BENNANI	172.1	14
13	14	NASH	140.8	2	55	O'YOUNG	131.8	13	67	YOSHIMOTO	172.1	2
14	15	CORONEL	140.2	17	15	CORONEL	131.6	1	8	KOZLOVSKIY	171.8	1
15	3	TARQUINI	140.1	5	10	THOMPSON	131.5	3	26	D'ASTE	171.8	4
16	26	D'ASTE	140.1	3	38	BASSENG	131.5	4	3	TARQUINI	171.5	2
17	60	SOUZA	139.7	1	67	YOSHIMOTO	131.3	1	55	O'YOUNG	171.5	3
18	61	NG	139.1	8	68	KANO	131.2	2	19	MONJE	171.2	1
19	10	THOMPSON	138.4	26	99	IZAWA	130.8	2	33	TANIGUCHI	171.0	7
20	74	ORIOLA	138.2	1	3	TARQUINI	130.4	1	99	IZAWA	170.5	3
21	23	CHILTON	137.9	4	14	NASH	130.2	1	68	KANO	170.2	5
22	37	MUNNICH	137.9	22	18	MONTEIRO	130.2	1	7	NG	169.4	2
23	1	HUFF	137.7	1	74	ORIOLA	130.2	1	66	BADARACO	167.6	2
24	25	BENNANI	136.8	1	25	BENNANI	129.6	1	88	HO	165.8	1
25	19	MONJE	136.5	7	77	MAK	129.0	3	61	NG	164.3	5
26	66	BADARACO	133.7	9	61	NG	124.5	4	77	MAK	160.5	5
27	77	MAK	132.4	3	60	SOUZA	111.4	1				



Circuit Length - 2.243 kilometres
Suzuka

Weather/Track: Sun 29C/Dry 32C

2013 FIA World Touring Car Championship Race 2 - Best Sector Times Report

POS	SECTOR 1			SECTOR 2			SECTOR 3			NAME	IDEAL/BEST LAP COMPARISON				
	NO	TIME	LAP	NO	TIME	LAP	NO	TIME	LAP		NO	IDEAL	BEST	LAP	DIFF
1	23	13.976	5	25	24.186	2	15	15.600	1	15	CORONEL	54.165	54.606	4	+ 0.441
2	74	14.040	7	7	24.259	2	25	15.842	1	25	BENNANI	54.368	54.602	4	+ 0.234
3	9	14.050	5	15	24.281	5	37	15.882	2	23	CHILTON	54.385	54.814	4	+ 0.429
4	67	14.059	10	18	24.341	2	74	15.893	2	18	MONTEIRO	54.407	54.714	2	+ 0.307
5	38	14.061	10	14	24.433	2	99	15.906	3	74	ORIOLA	54.420	54.741	3	+ 0.321
6	14	14.101	5	3	24.464	2	3	15.913	1	14	NASH	54.482	54.765	3	+ 0.283
7	18	14.143	4	23	24.483	2	18	15.923	2	7	NG	54.576	54.794	3	+ 0.218
8	1	14.154	5	74	24.487	1	23	15.926	2	3	TARQUINI	54.587	54.711	2	+ 0.124
9	55	14.167	10	1	24.501	3	14	15.948	1	1	HUFF	54.627	54.800	3	+ 0.173
10	22	14.172	11	10	24.504	2	67	15.962	1	9	MACDOWAL	54.632	54.851	3	+ 0.219
11	10	14.180	5	55	24.505	3	1	15.972	1	67	YOSHIMOTO	54.635	54.874	4	+ 0.239
12	19	14.188	8	26	24.536	4	9	15.990	1	55	O'YOUNG	54.670	54.933	3	+ 0.263
13	26	14.203	4	19	24.583	5	10	15.996	1	10	THOMPSON	54.680	55.006	3	+ 0.326
14	3	14.210	5	9	24.592	2	19	15.996	1	26	D'ASTE	54.756	54.939	4	+ 0.183
15	15	14.284	11	66	24.597	5	55	15.998	1	19	MONJE	54.767	54.952	5	+ 0.185
16	33	14.302	4	67	24.614	2	7	16.002	2	37	MUNNICH	54.823	55.505	4	+ 0.682
17	99	14.304	16	99	24.614	5	22	16.002	2	99	IZAWA	54.824	55.078	4	+ 0.254
18	68	14.312	9	37	24.628	2	26	16.017	2	22	BOARDMAN	54.869	55.105	9	+ 0.236
19	37	14.313	22	22	24.695	9	33	16.060	2	38	BASSENG	54.922	54.990	4	+ 0.068
20	7	14.315	3	68	24.695	2	8	16.069	1	68	KANO	55.129	55.332	3	+ 0.203
21	25	14.340	9	38	24.715	4	68	16.122	2	8	KOZLOVSKI	55.240	55.365	3	+ 0.125
22	8	14.365	3	8	24.806	3	38	16.146	6	33	TANIGUCHI	55.241	55.523	6	+ 0.282
23	88	14.761	3	33	24.879	6	66	16.229	3	66	BADARACO	55.598	55.823	5	+ 0.225
24	66	14.772	11	88	24.903	5	61	16.256	3	88	HO	55.943	56.570	7	+ 0.627
25	61	14.928	8	61	24.926	3	88	16.279	7	61	NG	56.110	56.204	3	+ 0.094
26	77	15.275	4	77	25.226	6	77	16.309	4	77	MAK	56.810	57.081	4	+ 0.271
27	60	28.262	1	60	35.270	1	60	27.071	1	60	SOUZA	1:30.603	1:30.603	1	+ 0.000

'Perfect Lap' - 53.762



Circuit Length - 2.243 kilometres
Suzuka

Weather/Track: Sun 29C/Dry 32C

2013 FIA World Touring Car Championship

RACE 2 - LAP CHART

Lap 1			Lap 2			Lap 3			Lap 4			Lap 5		
No	Behind	Laptime	No	Behind	Laptime	No	Behind	Laptime	No	Behind	Laptime	No	Behind	Laptime
25		54.287	25		54.660	25		54.708	25		54.602	25		54.801
15	0.200	54.487	15	0.321	54.781	15	0.331	54.718	15	0.335	54.606	15	0.266	54.732
3	1.068	55.355	3	1.119	54.711	3	1.247	54.836	3	1.728	55.083	3	1.928	55.001
18	1.430	55.717	18	1.484	54.714	18	1.584	54.808	18	1.962	54.980	18	2.314	55.153
74	1.869	56.156	74	2.069	54.860	74	2.102	54.741	74	2.553	55.053	74	2.882	55.130
14	2.077	56.364	14	2.353	54.936	14	2.410	54.765	14	2.811	55.003	14	3.131	55.121
23	2.408	56.695	23	2.785	55.037	23	2.918	54.841	23	3.130	54.814	23	3.436	55.107
7	3.001	57.288	7	3.211	54.870	7	3.297	54.794	7	3.561	54.866	7	3.761	55.001
1	3.398	57.685	1	3.966	55.228	1	4.058	54.800	1	4.502	55.046	1	4.844	55.143
9	3.769	58.056	9	4.354	55.245	9	4.497	54.851	9	4.827	54.932	9	5.248	55.222
10	4.055	58.342	10	4.603	55.208	10	4.901	55.006	10	5.332	55.033	10	5.833	55.302
26	4.453	58.740	26	4.876	55.083	26	5.248	55.080	26	5.585	54.939	26	6.105	55.321
38	4.839	59.126	38	5.665	55.486	38	5.959	55.002	38	6.347	54.990	38	7.090	55.544
55	5.432	59.719	55	6.022	55.250	55	6.247	54.933	55	6.695	55.050	55	7.113	55.219
19	5.882	1:00.169	67	6.625	55.127	67	7.256	55.339	67	7.528	54.874	19	8.479	54.952
67	6.158	1:00.445	19	6.980	55.758	19	7.635	55.363	19	8.328	55.295	67	9.288	56.561
8	6.652	1:00.939	8	7.773	55.781	8	8.430	55.365	99	9.199	55.078	99	9.628	55.230
99	6.994	1:01.281	99	7.966	55.632	99	8.723	55.465	8	9.822	55.994	8	11.607	56.586
22	7.496	1:01.783	22	8.278	55.442	22	9.346	55.776	22	10.079	55.335	22	11.759	56.481
37	7.819	1:02.106	37	8.794	55.635	37	9.723	55.637	37	10.626	55.505	37	12.080	56.255
68	8.349	1:02.636	68	9.716	56.027	68	10.340	55.332	68	11.105	55.367	68	12.454	56.150
88	8.781	1:03.068	88	10.747	56.626	88	13.727	57.688	66	16.086	56.557	66	17.108	55.823
66	9.504	1:03.791	66	11.356	56.512	66	14.131	57.483	61	17.252	56.721	33	19.065	55.944
61	10.742	1:05.029	61	13.637	57.555	61	15.133	56.204	33	17.922	55.597	61	19.875	57.424
77	11.200	1:05.487	77	14.245	57.705	33	16.927	56.765	77	20.164	57.081	77	22.546	57.183
33	13.954	1:08.241	33	14.870	55.576	77	17.685	58.148	88	28.733	1:09.608	88	30.643	56.711
5	33.145	1:27.432P												
60	36.316	1:30.603P												

Suzuka
Circuit Length = 2.2430 km.

2013 FIA World Touring Car Championship

RACE 2 - LAP CHART

(contd.)

Lap 6			Lap 7			Lap 8			Lap 9			Lap 10		
No	Behind	Laptime	No	Behind	Laptime	No	Behind	Laptime	No	Behind	Laptime	No	Behind	Laptime
25		55.124	25		55.038	25		55.301	25		55.167	25		55.213
15	0.241	55.099	15	0.166	54.963	15	0.220	55.355	15	0.221	55.168	15	0.251	55.243
3	2.160	55.356	3	2.489	55.367	3	2.583	55.395	3	2.962	55.546	3	3.444	55.695
18	2.461	55.271	18	2.804	55.381	18	2.922	55.419	18	3.335	55.580	18	3.702	55.580
74	3.154	55.396	74	3.553	55.437	74	3.802	55.550	74	4.278	55.643	74	4.684	55.619
14	3.427	55.420	14	3.772	55.383	14	4.070	55.599	14	4.481	55.578	14	4.904	55.636
23	3.708	55.396	23	4.048	55.378	23	4.353	55.606	23	4.777	55.591	23	5.209	55.645
7	3.945	55.308	7	4.346	55.439	7	4.670	55.625	7	5.057	55.554	7	5.468	55.624
1	5.027	55.307	1	5.338	55.349	1	5.442	55.405	1	5.804	55.529	1	6.138	55.547
9	5.426	55.302	9	5.840	55.452	9	6.296	55.757	9	6.631	55.502	9	6.944	55.526
10	6.053	55.344	10	6.744	55.729	10	7.059	55.616	10	7.544	55.652	10	7.958	55.627
26	6.228	55.247	26	7.022	55.832	26	7.460	55.739	26	7.837	55.544	26	8.170	55.546
38	7.255	55.289	38	7.471	55.254	38	7.756	55.586	38	8.476	55.887	38	8.651	55.388
55	7.627	55.638	55	7.814	55.225	55	8.068	55.555	55	8.800	55.899	55	8.943	55.356
19	8.645	55.290	19	8.985	55.378	19	9.187	55.503	19	9.680	55.660	19	9.894	55.427
99	10.055	55.551	99	10.524	55.507	99	10.641	55.418	99	10.936	55.462	99	11.300	55.577
67	10.116	55.952	67	11.379	56.301	67	11.611	55.533	67	12.137	55.693	67	12.546	55.622
8	12.108	55.625	22	12.902	55.571	22	12.832	55.231	22	12.770	55.105	22	12.802	55.245
22	12.369	55.734	37	13.398	55.701	37	13.668	55.571	37	14.017	55.516	37	14.431	55.627
37	12.735	55.779	68	13.759	55.721	68	14.020	55.562	68	14.475	55.622	68	15.368	56.106
68	13.076	55.746	8	15.125	58.055	8	15.855	56.031	8	17.041	56.353	8	18.051	56.223
66	18.500	56.516	66	19.556	56.094	66	20.492	56.237	66	22.545	57.220	33	23.462	55.966
33	19.464	55.523	33	20.172	55.746	33	20.915	56.044	33	22.709	56.961	66	24.196	56.864
61	21.466	56.715	61	23.369	56.941	61	24.981	56.913	61	27.025	57.211	61	28.906	57.094
77	24.720	57.298	77	27.130	57.448	77	29.831	58.002	77	32.660	57.996	88	51.949	57.299
88	32.319	56.800	88	33.851	56.570	88	46.588	1:08.038	88	49.863	58.442			

Suzuka
Circuit Length = 2.2430 km.

2013 FIA World Touring Car Championship

RACE 2 - LAP CHART

(contd.)

Lap 11			Lap 12			Lap 13			Lap 14			Lap 15		
No	Behind	Laptime	No	Behind	Laptime	No	Behind	Laptime	No	Behind	Laptime	No	Behind	Laptime
25		55.327	25		55.311	25		55.323	25		55.481	25		55.540
15	0.251	55.327	15	0.238	55.298	15	0.304	55.389	15	0.243	55.420	15	0.315	55.612
18	4.023	55.648	18	4.111	55.399	18	4.257	55.469	88	1 LAP	58.051	88	1 LAP	57.088
3	4.359	56.242	3	4.760	55.712	3	5.072	55.635	18	4.198	55.422	18	4.103	55.445
74	5.367	56.010	74	6.024	55.968	14	6.271	55.344	3	5.131	55.540	3	5.194	55.603
14	5.620	56.043	14	6.250	55.941	23	6.839	55.480	14	6.279	55.489	14	6.274	55.535
23	6.381	56.499	23	6.682	55.612	1	8.158	56.054	23	6.841	55.483	23	6.659	55.358
7	6.455	56.314	7	7.014	55.870	7	8.634	56.943	1	8.318	55.641	1	8.492	55.714
1	6.870	56.059	1	7.427	55.868	9	9.281	56.562	7	8.616	55.463	7	8.785	55.709
9	7.463	55.846	9	8.042	55.890	10	9.843	55.980	9	9.493	55.693	9	9.676	55.723
10	8.602	55.971	10	9.186	55.895	26	10.144	56.065	10	10.338	55.976	10	10.606	55.808
26	8.872	56.029	26	9.402	55.841	38	10.697	56.185	26	10.600	55.937	26	10.798	55.738
38	9.224	55.900	38	9.835	55.922	55	10.947	56.173	38	11.037	55.821	38	11.410	55.913
55	9.515	55.899	55	10.097	55.893	19	11.556	56.366	55	11.266	55.800	55	11.608	55.882
19	10.154	55.587	19	10.513	55.670	99	12.622	56.117	19	11.757	55.682	19	11.984	55.767
99	11.464	55.491	99	11.828	55.675	22	14.164	55.626	99	12.839	55.698	99	12.966	55.667
67	13.075	55.856	22	13.861	56.051	67	14.892	55.889	22	14.256	55.573	22	15.672	56.956
22	13.121	55.646	67	14.326	56.562	37	16.406	55.856	37	17.451	56.526	37	17.700	55.789
37	15.075	55.971	37	15.873	56.109	68	16.804	55.762	68	17.923	56.600	68	18.183	55.800
68	15.703	55.662	68	16.365	55.973	74	17.854	1:07.153P	33	26.697	56.699	33	27.255	56.098
8	19.078	56.354	8	20.214	56.447	8	21.881	56.990	66	28.836	56.807	66	30.607	57.311
33	23.909	55.774	33	24.830	56.232	33	25.479	55.972	8	29.363	1:02.963P	61	40.293	57.360
66	25.208	56.339	66	26.305	56.408	66	27.510	56.528	67	32.234	1:12.823P	8	51.558	1:17.735
61	31.161	57.582	61	33.734	57.884	61	35.987	57.576	61	38.473	57.967			
88	53.267	56.645	88	54.596	56.640				77	4 LAPS	4:49.390P			

Suzuka
Circuit Length = 2.2430 km.

2013 FIA World Touring Car Championship RACE 2 - LAP CHART

(contd.)

Lap 16			Lap 17			Lap 18			Lap 19			Lap 20		
No	Behind	Laptime	No	Behind	Laptime	No	Behind	Laptime	No	Behind	Laptime	No	Behind	Laptime
25		55.808	15		54.991	15		55.242	15		55.276	15		55.716
15	0.187	55.680	25	0.935	56.113	25	1.189	55.496	8	1 LAP	57.423	25	1.582	55.805
18	3.652	55.357	18	4.051	55.577	18	4.245	55.436	25	1.493	55.580	8	1 LAP	57.217
3	5.634	56.248	3	6.320	55.864	3	7.044	55.966	18	4.470	55.501	18	4.233	55.479
14	6.801	56.335	14	7.268	55.645	14	7.798	55.772	3	7.609	55.841	3	7.629	55.736
23	7.933	57.082	23	8.100	55.345	23	8.314	55.456	14	8.231	55.709	14	8.255	55.740
1	8.733	56.049	1	9.167	55.612	1	9.720	55.795	23	8.772	55.734	23	8.745	55.689
7	9.041	56.064	7	9.433	55.570	7	10.024	55.833	1	10.223	55.779	1	10.399	55.892
9	9.922	56.054	9	10.460	55.716	9	11.245	56.027	7	10.478	55.730	7	10.655	55.893
10	10.970	56.172	10	11.867	56.075	10	12.663	56.038	9	12.058	56.089	9	12.378	56.036
26	11.225	56.235	26	12.082	56.035	26	12.862	56.022	10	13.474	56.087	10	14.099	56.341
38	11.650	56.048	38	12.592	56.120	38	13.393	56.043	26	13.647	56.061	26	14.338	56.407
55	11.915	56.115	55	12.767	56.030	55	13.624	56.099	38	14.071	55.954	38	14.696	56.341
19	12.312	56.136	19	13.165	56.031	19	13.985	56.062	55	14.262	55.914	55	14.909	56.363
99	12.824	55.666	99	13.701	56.055	99	14.394	55.935	19	15.250	56.541	19	15.589	56.055
37	18.722	56.830	37	19.537	55.993	37	20.267	55.972	88	3 LAPS	2:41.293	37	21.372	55.895
68	19.133	56.758	68	20.056	56.101	68	20.734	55.920	37	21.193	56.202	68	21.936	55.973
88	1 LAP	1:17.711P	33	28.258	56.068	33	29.389	56.373	68	21.679	56.221	88	3 LAPS	59.617
33	27.368	55.921	66	33.328	56.737	66	34.969	56.883	33	30.002	55.889	33	30.471	56.185
66	31.769	56.970	61	44.768	57.657	61	47.463	57.937	99	35.283	1:16.165P	66	37.913	57.132
22	35.062	1:15.198P	8	53.734	56.664				66	36.497	56.804	61	52.425	58.090
61	42.289	57.804							61	50.051	57.864			
8	52.248	56.498												

Suzuka
Circuit Length = 2.2430 km.

2013 FIA World Touring Car Championship RACE 2 - LAP CHART

(contd.)

Lap 21			Lap 22			Lap 23			Lap 24			Lap 25		
No	Behind	Laptime	No	Behind	Laptime	No	Behind	Laptime	No	Behind	Laptime	No	Behind	Laptime
15		55.415	15		55.476	15		55.823	15		55.482	15		55.730
25	1.802	55.635	61	1 LAP	59.774	25	1.859	55.814	25	1.976	55.599	25	2.045	55.799
8	1 LAP	56.989	25	1.868	55.542	18	4.688	55.739	18	4.938	55.732	18	5.160	55.952
18	4.522	55.704	18	4.772	55.726	61	1 LAP	1:00.667	3	9.578	56.178	3	10.072	56.224
3	8.129	55.915	8	1 LAP	57.525	8	1 LAP	57.592	14	10.198	56.323	14	10.884	56.416
14	8.727	55.887	3	8.693	56.040	3	8.882	56.012	23	10.536	56.325	23	11.185	56.379
23	9.092	55.762	14	9.225	55.974	14	9.357	55.955	8	1 LAP	59.086	8	1 LAP	57.147
1	11.009	56.025	23	9.544	55.928	23	9.693	55.972	1	12.705	56.411	1	13.292	56.317
7	11.276	56.036	1	11.539	56.006	1	11.776	56.060	7	12.981	56.442	7	13.508	56.257
9	12.935	55.972	7	11.776	55.976	7	12.021	56.068	61	1 LAP	1:03.618	61	1 LAP	58.336
10	14.977	56.293	9	13.447	55.988	9	13.595	55.971	10	19.351	57.375	10	21.658	58.037
38	15.667	56.386	10	16.301	56.800	10	17.458	56.980	38	19.555	57.336	38	21.776	57.951
26	15.901	56.978	38	16.413	56.222	38	17.701	57.111	26	19.838	57.385	26	21.981	57.873
55	16.249	56.755	26	16.735	56.310	26	17.935	57.023	55	20.017	57.405	55	22.170	57.883
19	16.849	56.675	55	17.064	56.291	55	18.094	56.853	9	20.665	1:02.552	9	22.577	57.642
37	21.873	55.916	19	17.388	56.015	19	18.604	57.039	19	21.065	57.943	19	22.756	57.421
68	22.869	56.348	37	22.216	55.819	37	22.300	55.907	37	23.146	56.328	37	23.555	56.139
88	3 LAPS	59.299	68	23.713	56.320	68	24.273	56.383	68	25.319	56.528	68	25.898	56.309
33	31.916	56.860	33	33.166	56.726	33	33.787	56.444	33	34.755	56.450	33	35.633	56.608
66	39.569	57.071	88	3 LAPS	1:01.327	88	3 LAPS	58.517	88	3 LAPS	57.832	88	3 LAPS	58.580
			66	41.343	57.250	66	43.312	57.792	66	46.992	59.162	66	50.867	59.605

Suzuka
Circuit Length = 2.2430 km.

2013 FIA World Touring Car Championship
RACE 2 - LAP CHART

(contd.)

Lap 26			Lap 27			Lap 28			Lap 29			Lap 30		
No	Behind	Laptime	No	Behind	Laptime	No	Behind	Laptime	No	Behind	Laptime	No	Behind	Laptime
15		55.900												
25	2.259	56.114												
18	9.935	1:00.675												
3	10.732	56.560												
14	11.438	56.454												
23	11.802	56.517												
7	13.762	56.154												
1	14.088	56.696												
8	1 LAP	58.481												
61	1 LAP	58.885												
38	23.300	57.424												
26	23.564	57.483												
55	23.753	57.483												
10	23.780	58.022												
9	24.249	57.572												
19	24.497	57.641												
37	24.739	57.084												
68	26.576	56.578												
33	36.768	57.035												
88	3 LAPS	58.496												
66	54.197	59.230												

Suzuka
Circuit Length = 2.2430 km.