

# MEDIA GUIDE

## NBL 2012/13



# NBL Directory

Chief Executive Officer	Kristina Keneally
General Manager, Professional League Operations & NBL Manager	Chuck Harmison
General Manager, Commercial & Marketing	Aaron Flanagan
General Manager, Media & Communications	Sabina Husic
Senior Media & Communications Manager	Marc Howard
Marketing & Product Development Manager	Sarah Addis
NBL Referees Manager	Peter Carey
Digital Manager	Jardian Ormsby
Commercial & Marketing Co-ordinator	Hayley Davis
Accounts Officer	Ruth Sabado

### NBL Media Contact

**Marc Howard**  
**Mobile:** + 61 419 512 139  
**Direct:** + 61 3 9697 4305 (direct)  
**Email:** marc.howard@basketball.net.au

### NBL General Details

**Post/All Correspondence:**  
 PO Box 7141  
 Alexandria NSW 2015

**Office Address (Melbourne):**  
 Level 4, 210 Albert Road, South Melbourne VIC 3205

**Office Address (Sydney):**  
 Level 2, 191 Botany Road, Waterloo NSW 2017

**WNBL Email:** nbl@basketball.net.au



**FOLLOW US ON**  
@NBL



**BUY ONLINE**  
nblstore.com.au



**JOIN US ON**  
facebook.com/NBLHoops

**nbl.com.au**

# Message from Kristina Keneally



**On behalf of Basketball Australia, I'd like to welcome all accredited media to the 2012/13 iiNet National Basketball League Championship season.**

I truly believe we're on the verge of a very special year for the NBL, one which will help us take Australian basketball to a whole new level.

The launch of NBL.TV – our new broadcast platform which will see all games of the iiNet NBL Championship televised live and in full across multiple digital platforms – will open the league up to thousands of new fans across Australia and the world. This landmark digital coverage deal – the first of its kind in Australia – also means we can provide broadcast quality footage of every single game, every single week, to augment your coverage.

On top of that, our new partnership with SKY Television in New Zealand will let Breakers fans see more NBL matches across multiple platforms, too – including all Breakers away games – for the first time ever.

This season, we return a strong list of corporate supporters – including our naming rights partner iiNet – alongside Virgin Australia, Spalding and AND1. Their continued support has us well positioned to capitalise on the three successive seasons of attendance growth the NBL has enjoyed – with a total growth of 20% in crowds since the 2009/2010 season.

In fact, last season, all three games of the 2012 NBL Grand Final series between the New Zealand Breakers and the Perth Wildcats drew sell-out crowds. Close to 55,000 people flocked to see the nine NBL Finals games, at an average of over 6,000 people per game – more than double the total number of fans who attended the 2011 NBL Finals series. That is remarkable growth.

Most importantly, the product on the court in 2012/13 promises to be world class.

Our two 2012 Grand Final teams – New Zealand and Perth – will both return largely intact line-ups, while the six other contenders have all significantly strengthened their rosters.

We welcome former NBL MVP Gary Ervin back to the league as he joins Townsville, as well as a number of new imports who promise to excite and entertain our crowds: Seth Scott of Melbourne, Darnell Lazare and Corin Henry of Sydney and Lance Hurdle of Wollongong.

Importantly, we've attracted a number of young Australian rising stars back to the NBL from college, such as Clint Steindl and Cameron Gliddon in Cairns, and Nate Tomlinson in Melbourne.

Tomlinson will of course play under new Tigers head coach Chris Anstey. We're delighted to have Chris back in the league, along with his former Boomers teammate and now Sydney Kings head coach Shane Heal. Chris and Shane – two NBL greats – will no doubt pass their vast experience onto the next generation of Boomers, and that will certainly pay dividends on terms of the quality of play fans can expect to see on the court.

Finally, I'd like to thank you for your continued support of the iiNet NBL Championship. Basketball Australia is firmly focused on making it easier for you to cover our league – and we're pleased to have you with us for the season ahead.

**The Hon. Kristina Keneally**  
Chief Executive Officer  
*Basketball Australia*

# 2012/13 NBL Schedule

ROUND	DAY	DATE	HOME	AWAY	VENUE	TIP OFF TIME (local)
1	Fri	5/10/12	New Zealand	Perth	North Shore Events Centre	7:30 PM
1	Fri	5/10/12	Wollongong	Sydney	WIN Entertainment Centre	7:30 PM
1	Sat	6/10/12	Cairns	Townsville	Cairns Convention Centre	7:30 PM
1	Sun	7/10/12	Adelaide	Melbourne	Adelaide Arena	1:30 PM
2	Fri	12/10/12	Sydney	Melbourne	Sydney Entertainment Centre	7:30 PM
2	Fri	12/10/12	New Zealand	Adelaide	Vector Arena	7:30 PM
2	Fri	12/10/12	Cairns	Wollongong	Cairns Convention Centre	7:30 PM
2	Sun	14/10/12	Townsville	Perth	Townsville Entertainment Centre	1:00 PM
3	Fri	19/10/12	New Zealand	Townsville	North Shore Events Centre	7:30 PM
3	Fri	19/10/12	Sydney	Cairns	Sydney Entertainment Centre	7:30 PM
3	Sat	20/10/12	Adelaide	Cairns	Adelaide Arena	7:30 PM
3	Sun	21/10/12	Wollongong	Townsville	WIN Entertainment Centre	4:00 PM
3	Sun	21/10/12	Melbourne	Perth	Hisense Arena	2:00 PM
4	Fri	26/10/12	Melbourne	New Zealand	Hisense Arena	7:30 PM
4	Fri	26/10/12	Townsville	Sydney	Townsville Entertainment Centre	7:30 PM
4	Sun	28/10/12	Cairns	Sydney	Cairns Convention Centre	3:00 PM
4	Sun	28/10/12	Adelaide	Wollongong	Adelaide Arena	1:30 PM
5	Fri	2/11/12	New Zealand	Sydney	North Shore Events Centre	7:30 PM
5	Fri	2/11/12	Townsville	Cairns	Townsville Entertainment Centre	7:30 PM
5	Sun	4/11/12	Wollongong	Perth	WIN Entertainment Centre	4:00 PM
5	Sun	4/11/12	Melbourne	Townsville	Hisense Arena	3:00 PM
5	Sun	4/11/12	Sydney	Adelaide	Sydney Entertainment Centre	2:00 PM
6	Fri	9/11/12	Sydney	Wollongong	Sydney Entertainment Centre	7:30 PM
6	Fri	9/11/12	Melbourne	Adelaide	Hisense Arena	7:30 PM
6	Fri	9/11/12	Townsville	New Zealand	Townsville Entertainment Centre	7:30 PM
6	Sat	10/11/12	Cairns	New Zealand	Cairns Convention Centre	7:30 PM
6	Sun	11/11/12	Adelaide	Perth	Adelaide Arena	1:30 PM
7	Fri	16/11/12	New Zealand	Townsville	Vector Arena	7:30 PM
7	Fri	16/11/12	Perth	Adelaide	Perth Arena	6:30 PM
7	Sat	17/11/12	Wollongong	Cairns	WIN Entertainment Centre	7:30 PM
7	Sun	18/11/12	Melbourne	Sydney	Hisense Arena	2:00 PM
8	Thur	22/11/12	Perth	New Zealand	Perth Arena	7:00 PM
8	Fri	23/11/12	Cairns	Sydney	Cairns Convention Centre	7:30 PM
8	Sat	24/11/12	Townsville	Perth	Townsville Entertainment Centre	7:30 PM
8	Sun	25/11/12	Melbourne	Wollongong	State Netball & Hockey Centre	2:00 PM
9	Fri	30/11/12	New Zealand	Melbourne	North Shore Events Centre	7:30 PM
9	Fri	30/11/12	Townsville	Adelaide	Townsville Entertainment Centre	7:30 PM
9	Fri	30/11/12	Perth	Sydney	Perth Arena	6:30 PM
9	Sun	2/12/12	Cairns	Wollongong	Cairns Convention Centre	4:00 PM
9	Sun	2/12/12	Adelaide	Sydney	Adelaide Arena	1:30 PM
10	Fri	7/12/12	Perth	Wollongong	Perth Arena	6:30 PM
10	Sat	8/12/12	Sydney	New Zealand	State Sports Centre	7:30 PM
10	Sat	8/12/12	Townsville	Melbourne	Townsville Entertainment Centre	7:30 PM
10	Sun	9/12/12	Adelaide	Perth	Adelaide Arena	1:30 PM
11	Thu	13/12/12	New Zealand	Cairns	Vector Arena	7:30 PM
11	Fri	14/12/12	Wollongong	Perth	WIN Entertainment Centre	7:30 PM
11	Sat	15/12/12	Sydney	Wollongong	Sydney Entertainment Centre	7:30 PM
11	Sat	15/12/12	Adelaide	Townsville	Adelaide Arena	7:30 PM
11	Sun	16/12/12	Melbourne	Cairns	State Netball & Hockey Centre	2:00 PM
	Sat	22/12/12	All star game			
12	Fri	28/12/12	Adelaide	New Zealand	Adelaide Arena	7:30 PM
12	Sun	30/12/12	Sydney	Perth	Sydney Entertainment Centre	2:00 PM
12	Mon	31/12/12	Cairns	New Zealand	Cairns Convention Centre	6:30 PM
12	Mon	31/12/12	Townsville	Adelaide	Townsville Entertainment Centre	7:30 PM
12	Mon	31/12/12	Wollongong	Melbourne	WIN Entertainment Centre	6:30 PM
13	Fri	4/01/13	Adelaide	Townsville	Adelaide Arena	7:30 PM
13	Sat	5/01/13	Wollongong	New Zealand	WIN Entertainment Centre	7:30 PM
13	Sat	5/01/13	Cairns	Perth	Cairns Convention Centre	7:30 PM
13	Sat	5/01/13	Sydney	Adelaide	Sydney Entertainment Centre	7:30 PM
13	Sun	6/01/13	Melbourne	Sydney	State Netball & Hockey Centre	2:00 PM



# 2012/13 NBL Schedule

ROUND	DAY	DATE	HOME	AWAY	VENUE	TIP OFF TIME (local)
14	Fri	11/01/13	Townsville	New Zealand	Townsville Entertainment Centre	7:30 PM
14	Fri	11/01/13	Wollongong	Cairns	WIN Entertainment Centre	7:30 PM
14	Sun	13/01/13	Perth	Melbourne	Perth Arena	4:00 PM
14	Sun	13/01/13	Adelaide	Sydney	Adelaide Arena	1:30 PM
15	Thu	17/01/13	New Zealand	Wollongong	North Shore Events Centre	7:30 PM
15	Fri	18/01/13	Sydney	Melbourne	Sydney Entertainment Centre	7:30 PM
15	Fri	18/01/13	Perth	Cairns	Perth Arena	7:00 PM
15	Sat	19/01/13	Townsville	Wollongong	Townsville Entertainment Centre	7:30 PM
15	Sun	20/01/13	Adelaide	New Zealand	Adelaide Arena	1:30 PM
16	Thur	24/01/13	New Zealand	Sydney	North Shore Events Centre	7:30 PM
16	Fri	25/01/13	Cairns	Melbourne	Cairns Convention Centre	7:30 PM
16	Fri	25/01/13	Perth	Townsville	Perth Arena	6:30 PM
16	Sat	26/01/13	Wollongong	New Zealand	WIN Entertainment Centre	5:00 PM
16	Sun	27/01/13	Melbourne	Adelaide	State Netball & Hockey Centre	2:00 PM
17	Fri	1/02/13	Adelaide	Wollongong	Adelaide Arena	7:30 PM
17	Fri	1/02/13	New Zealand	Perth	Vector Arena	7:30 PM
17	Sat	2/02/13	Townsville	Sydney	Townsville Entertainment Centre	7:30 PM
17	Sun	3/02/13	Melbourne	Cairns	State Netball & Hockey Centre	2:00 PM
17	Sun	3/02/13	Perth	Wollongong	Perth Arena	4:00 PM
18	Fri	8/02/13	Perth	Adelaide	Perth Arena	6:30 PM
18	Fri	8/02/13	Wollongong	Melbourne	WIN Entertainment Centre	7:30 PM
18	Sat	9/02/13	Townsville	Cairns	Townsville Entertainment Centre	7:30 PM
18	Sat	9/02/13	Sydney	New Zealand	Sydney Entertainment Centre	7:30 PM
18	Sun	10/02/13	Adelaide	Melbourne	Adelaide Arena	1:30 PM
19	Fri	15/02/13	New Zealand	Wollongong	North Shore Events Centre	7:30 PM
19	Fri	15/02/13	Sydney	Cairns	Sydney Entertainment Centre	7:30 PM
19	Fri	15/02/13	Perth	Townsville	Perth Arena	7:00 PM
19	Sat	16/02/13	Cairns	Adelaide	Cairns Convention Centre	7:30 PM
19	Sun	17/02/13	Wollongong	Townsville	WIN Entertainment Centre	4:00 PM
19	Sun	17/02/13	Melbourne	Perth	State Netball & Hockey Centre	2:00 PM
20	Thu	21/02/13	Perth	Melbourne	Perth Arena	7:00 PM
20	Fri	22/02/13	Cairns	Townsville	Cairns Convention Centre	7:30 PM
20	Fri	22/02/13	Wollongong	Adelaide	WIN Entertainment Centre	7:30 PM
20	Sun	24/02/13	Sydney	Perth	Sydney Entertainment Centre	2:00 PM
21	Thu	28/02/13	New Zealand	Adelaide	Vector Arena	7:30 PM
21	Fri	1/03/13	Cairns	Perth	Cairns Convention Centre	7:30 PM
21	Sat	2/03/13	Melbourne	Wollongong	State Netball & Hockey Centre	7:30 PM
21	Sun	3/03/13	Sydney	Townsville	Sydney Entertainment Centre	1:00 PM
22	Thu	7/03/13	New Zealand	Cairns	North Shore Events Centre	7:30 PM
22	Fri	8/03/13	Perth	Sydney	Perth Arena	6:30 PM
22	Sat	9/03/13	Townsville	Wollongong	Townsville Entertainment Centre	7:30 PM
22	Sat	9/03/13	Adelaide	Cairns	Adelaide Arena	7:30 PM
22	Sun	10/03/13	Melbourne	New Zealand	Hisense Arena	1:00 PM
23	Thu	14/03/13	New Zealand	Melbourne	North Shore Events Centre	7:30 PM
23	Fri	15/03/13	Wollongong	Sydney	WIN Entertainment Centre	7:30 PM
23	Fri	15/03/13	Cairns	Adelaide	Cairns Convention Centre	7:30 PM
23	Sun	17/03/13	Perth	Cairns	Perth Arena	4:00 PM
23	Sun	17/03/13	Townsville	Melbourne	Townsville Entertainment Centre	12:00 PM
24	Fri	22/03/13	Sydney	Townsville	Sydney Entertainment Centre	7:30 PM
24	Fri	22/03/13	Perth	New Zealand	Perth Arena	7:00 PM
24	Fri	22/03/13	Cairns	Melbourne	Cairns Convention Centre	7:30 PM
24	Sat	23/03/13	Wollongong	Adelaide	WIN Entertainment Centre	7:30 PM
24	Sun	24/03/13	Melbourne	Townsville	Hisense Arena	1:00 PM
Semi Finals - Anticipated start on 29/3/2013						
Grand Final - Anticipated start on 12/04/2013						

All times local. Schedule may be subject to change.



## Understanding the NBL Finals

---

### SEMI-FINALS

The top four teams at the end of the regular season will advance to the NBL Finals.

#### SERIES 1 – 1ST VS. 4TH

The team finishing in the first position at the completion of the regular season will receive homecourt advantage in their best-of-three first round matchup against the team finishing in fourth position. Series will be home-away-home subject to venue availability. The winner of this series will advance to the Grand Final.

#### SERIES 2 – 2ND VS. 3RD

The team finishing in the second position at the completion of the regular season will receive homecourt advantage in their best-of-three first round matchup against the team finishing in third position. Series will be home-away-home subject to venue availability. The winner of this series will advance to the Grand Final.

### GRAND FINAL

The winner of Series 1 plays the winner of Series 2 in the best-of-three Grand Final series, with homecourt advantage being awarded to the highest remaining seed. Series will be home-away-home subject to venue availability. The winner of this series is crowned as NBL Champion.

## Understanding the NBL Ladder

---

The official NBL ladder will appear in the following format:

**TEAMS GAMES W L % L5 STK HOME AWAY**

**GAMES:** Games played by team

**W:** Games won

**L:** Games lost

**%:** Team's winning percentage

**L5:** Record over previous five games

**STK:** Team's current winning or losing streak

**HOME:** Team's home game win-loss record

**AWAY:** Team's road game win-loss record

The order of the ladder will be determined by each team's winning percentage. If teams are tied at the end of the season, ties will be broken by the head-to-head record of the tied teams, if possible.

Teams that finish the season tied in win-loss and tied on head-to-head will be separated by points differential in games played only between those tied teams. Teams that still remain tied will be separated by total points for divided by total points against for the entire season against all opponents, with the highest percentage winning the tiebreaker.

## 2013 Finals Schedule

---

### SEMI-FINALS

(best-of-three) - 29 March – 7 April 2013

### GRAND FINAL

(best-of-three) – 12 April – 21 April 2013

# NBL Award Winners

## Rookie Of The Year

1983	Jamie Kennedy	Canberra Cannons
1984	Andrew Gaze	Melbourne Tigers
1985	Mike McKay	Adelaide 36ers
1986	Steve Lunardon	Nunawading Spectres
1987	Greg Hubbard	Illawarra Hawks
1988	Shane Heal	Brisbane Bullets
1989	Justin Withers	Illawarra Hawks
1990	Justin Cass	Hobart Tassie Devils
1991	Andrew Vlahov	Perth Wildcats
1992	Lachlan Armfield	Canberra Cannons
1993	Chris Blakemore	Adelaide 36ers
1994	Sam Mackinnon	South East Melbourne Magic
1995	John Rillie	Brisbane Bullets
1996	Scott McGregor	Newcastle Falcons
1997	Matthew Nielsen	Sydney Kings
1998	David Smith	North Melbourne Giants
1999	Damien Ryan	Canberra Cannons
2000	Derek Moore	Sydney Kings
2001	Axel Dench	Wollongong Hawks
2002	Travis Lane	Sydney Kings
2003	Gary Boodinkoff	Sydney Kings
2004	Steve Markovic	West Sydney Razorbacks
2005	Brad Newley	Townsville Crocodiles
2006	Mark Worthington	Sydney Kings
2007	Joe Ingles	South Dragons
2008	Nathan Jawai	Cairns Taipans
2009	Aaron Bruce	Adelaide 36ers
2010	Jesse Wagstaff	Perth Wildcats
2011	Ben Madgen	Sydney Kings
2012	Anatoly Bose	Sydney Kings

## Nbl Champions

1979	St Kilda Saints
1980	St Kilda Saints
1981	Launceston Casino City
1982	West Adelaide Bearcats
1983	Canberra Cannons
1984	Canberra Cannons
1985	Brisbane Bullets
1986	Adelaide 36ers
1987	Brisbane Bullets
1988	Canberra Cannons
1989	North Melbourne Giants
1990	Perth Wildcats
1991	Perth Wildcats
1992	S.E Melbourne Magic

1993	Melbourne Tigers
1994	North Melbourne Giants
1995	Perth Wildcats
1996	S.E Melbourne Magic
1997	Melbourne Tigers
1998	Adelaide 36ers
1999	Adelaide 36ers
2000	Perth Wildcats
2001	Wollongong Hawks
2002	Adelaide 36ers
2003	Sydney Kings
2004	Sydney Kings
2005	Sydney Kings
2006	Melbourne Tigers
2007	Brisbane Bullets
2008	Melbourne Tigers
2009	South Dragons
2010	Perth Wildcats
2011	New Zealand Breakers
2012	New Zealand Breakers

## Most Improved Player

1988	Darren Lucas	Eastside Melbourne Spectres
1989	Mark Bradtke	Adelaide 36ers
1990	Shane Heal	Geelong Supercats
1991	Andrew Parkinson	South Melbourne Saints
1992	Andrew Svaldenis	Hobart Tassie Devils
1993	Scott Ninnis	Adelaide 36ers
1994	Chris Blakemore	Adelaide 36ers
1995	Tonny Jensen	Newcastle Falcons
1996	Chris Anstey	South East Melbourne Magic
1997	Ben Pepper	Newcastle Falcons
1998	Ben Melmeth	Newcastle Falcons
1999	CJ Bruton	Wollongong Hawks
2000	Andrew Goodwin	Townsville Crocodiles
2001	James Harvey	Perth Wildcats
2002	Wade Helliwell	Brisbane Bullets
2003	Matt Burston	Perth Wildcats
2004	Geordie Cullen	Hunter Pirates
2005	Peter Crawford	Perth Wildcats
2006	Gary Boodinkoff	Cairns Taipans
2007	Liam Rush	West Sydney Razorbacks
2008	Cameron Tragardh	Wollongong Hawks
2009	Matthew Knight	Sydney Spirit
2010	Anthony Petrie	Gold Coast Blaze
2011	Oscar Forman	Wollongong Hawks
2012	Daniel Johnson	Adelaide 36ers

# NBL Award Winners

## Most Valuable Player

1979	Ken Richardson	West Adelaide Bearcats
1980	Rocky Smith	St Kilda Saints
1981	Mike Jones	Illawarra Hawks
1982	Al Green	West Adelaide Bearcats
1983	Owen Wells	Sydney Superonics
1984	Leroy Loggins	Brisbane Bullets
1985	Ray Borner	Coburg Giants
1986	Leroy Loggins	Brisbane Bullets
1987	Leroy Loggins	Brisbane Bullets
	Mark Davis	Adelaide 36ers
1988	Joe Hurst	Hobart Tassie Devils
1989	Scott Fisher	North Melbourne Giants
1990	Derek Rucker	Brisbane Bullets
1991	Andrew Gaze	Melbourne Tigers
1992	Andrew Gaze	Melbourne Tigers
	Scott Fisher	North Melbourne Giants
1993	Robert Rose	South East Melbourne Magic
1994	Andrew Gaze	Melbourne Tigers
1995	Andrew Gaze	Melbourne Tigers
1996	Andrew Gaze	Melbourne Tigers
1997	Andrew Gaze	Melbourne Tigers
1998	Andrew Gaze	Melbourne Tigers
1999	Steve Woodberry	Brisbane Bullets
2000	Paul Rogers	Perth Wildcats
2001	Robert Rose	Townsville Crocodiles
2002	Mark Bradtke	Melbourne Tigers
2003	Chris Williams	Sydney Kings
2004	Matthew Nielsen	Sydney Kings
2005	Brian Wethers	Hunter Pirates
2006	Chris Anstey	Melbourne Tigers
2007	Sam Mackinnon	Brisbane Bullets
2008	Chris Anstey	Melbourne Tigers
2009	Kirk Penney	New Zealand Breakers
2010	Corey Williams	Townsville Crocodiles
2011	Gary Ervin	Wollongong Hawks
2012	Kevin Lisch	Perth Wildcats

## Best Defensive Player

1980	Ray Wood	West Adelaide Bearcats
1981	Ray Wood	West Adelaide Bearcats
1982	Phil Smyth	St. Kilda Saints
1983	Phil Smyth	St. Kilda Saints
1987	Leroy Loggins	Brisbane Bullets
1988	Phil Smyth	Canberra Cannons
1989	Phil Smyth	Canberra Cannons
1990	Leroy Loggins	Brisbane Bullets

1991	Terry Dozier	Geelong Supercats
1992	Terry Dozier	Newcastle Falcons
1993	Terry Dozier	Newcastle Falcons
1994	Darren Lucas	South East Melbourne Magic
1995	Darren Lucas	South East Melbourne Magic
1996	Isaac Burton	Sydney Kings
1997	Mike Kelly	South East Melbourne Magic
1998	Mike Kelly	South East Melbourne Magic
1999	Darnell Mee	Adelaide 36ers
2000	Darnell Mee	Adelaide 36ers
2001	Darnell Mee	Adelaide 36ers
2002	Simon Dwight	West Sydney Razorbacks
2003	Glen Saville	Wollongong Hawks
2004	Ben Castle	Brisbane Bullets
2005	Darnell Mee	Wollongong Hawks
2006	Darnell Mee	Cairns Taipans
2007	Sam Mackinnon	Brisbane Bullets
2008	Chris Anstey	Melbourne Tigers
2009	Adam Gibson	South Dragons
2010	Dillon Boucher	New Zealand Breakers
2011	Damian Martin	Perth Wildcats
2012	Damian Martin	Perth Wildcats

## Best Sixth Man

1996	Mike McKay	Brisbane Bullets
1997	Ben Pepper	Newcastle Falcons
1998	Jason Smith	South East Melbourne Magic
1999	Bruce Bolden	West Sydney Razorbacks
2000	Ben Knight	Townsville Crocodiles
2001	Chris Anstey	Victoria Titans
2002	Jamahl Mosley	Victoria Titans
2003	Stephen Black	Perth Wildcats
2004	Darryl McDonald	Melbourne Tigers
2005	Brad Newley	Townsville Crocodiles
2006	Stephen Hoare	Melbourne Tigers
2007	Stephen Hoare	Melbourne Tigers
2008	Dontaye Draper	Sydney Kings
2009	Phil Jones	New Zealand Breakers
2010	Erron Maxey	South Dragons
2011	Kevin Braswell	New Zealand Breakers
2012	Jesse Wagstaff	Perth Wildcats

## NBL Awards Winners

### Referee Of The Year

1980	Eddie Crouch
1981	Eddie Crouch
1982	Eddie Crouch
1983	Eddie Crouch
1984	Eddie Crouch
1985	Ray Hunt
1986	Ray Hunt
1987	Ray Hunt & Eddie Crouch
1988	Eddie Crouch & Bill Mildenhall
1989	Eddie Crouch & Bill Mildenhall
1990	Eddie Crouch & Bill Mildenhall
1991	Eddie Crouch & Bill Mildenhall
1992	Eddie Crouch & Bill Mildenhall
1993	Robert Barnett, Eddie Crouch & Bill Mildenhall
1994	Robbie Barnett, Eddie Crouch, Ray Hunt & Bill Mildenhall
1995	Bill Mildenhall
1996	Robbie Barnett & Bill Mildenhall
1997	Bill Mildenhall
1998	Bill Mildenhall
1999	Bill Mildenhall
2008	Michael Ayles
2011	Michael Ayles

### Coach Of The Year

1980	Barry Barnes	Nunawading Spectres
1981	Bob Turner	Newcastle Falcons
1982	Cal Bruton	Geelong Cats
1983	Robbie Cadee	Bankstown Bruins
1984	Brian Kerle	Brisbane Bullets
1985	Bob Turner	Canberra Cannons
1986	Ken Cole	Adelaide 36ers
1987	David Linstrom	Illawarra Hawks
1988	Bruce Palmer	North Melbourne Giants
1989	Lindsay Gaze	Melbourne Tigers
1990	Brian Kerle	Brisbane Bullets
1991	Murray Arnold	Perth Wildcats
1992	Brian Goorjian	South East Melbourne Magic
1993	Alan Black	Illawarra Hawks
1994	Brett Brown	North Melbourne Giants
1995	Alan Black	Illawarra Hawks
	Ton Wiseman	Newcastle Falcons
1996	Brett Flanigan	Canberra Cannons
1997	Lindsay Gaze	Melbourne Tigers
	Brian Goorjian	South East Melbourne Magic
1998	Brian Goorjian	South East Melbourne Magic
1999	Lindsay Gaze	Melbourne Tigers
	Brendan Joyce	Wollongong Hawks
2000	Ian Stacker	Townsville Crocodiles
2001	Brendan Joyce	Wollongong Hawks
2002	Brian Goorjian	Victoria Titans
2003	Ian Stacker	Townsville Crocodiles
2004	Joey Wright	Brisbane Bullets
2005	Adrian Hurley	Hunter Pirates
2006	Al Westover	Melbourne Tigers
2007	Joey Wright	Brisbane Bullets
2008	Brian Goorjian	Sydney Kings
2009	Brian Goorjian	South Dragons
2010	Geordie McLeod	Wollongong Hawks
2011	Trevor Gleeson	Townsville Crocodiles
2012	Andrej Lemanis	New Zealand Breakers



## All-NBL First Team

<b>1980</b>	Danny Morseu	St. Kilda Saints	<b>1989</b>	Phil Smyth	Canberra Cannons
	Cal Stamp	Canberra Cannons		Andrew Gaze	Melbourne Tigers
	Brian Banks	Brisbane Bullets		Kent Lockhart	Eastside Spectres
	Ian Davies	Launceston Casino City		Scott Fisher	North Melbourne Giants
	Herb McEachin	Canberra Cannons		Mark Davis	Adelaide 36ers
<b>1981</b>	Ken Richardson	West Adelaide Bearcats	<b>1990</b>	Derek Rucker	Brisbane Bullets
	Danny Morseu	St. Kilda Saints		Andrew Gaze	Melbourne Tigers
	Rocky Smith	St. Kilda Saints		Leroy Loggins	Brisbane Bullets
	Al Green	West Adelaide Bearcats		Scott Fisher	North Melbourne Giants
	Dave Nelson	Canberra Cannons		Andre Moore	Brisbane Bullets
<b>1982</b>	Owen Wells	Newcastle Falcons	<b>1991</b>	Ricky Grace	Perth Wildcats
	George Morrow	Newcastle Falcons		Andrew Gaze	Melbourne Tigers
	James Crawford	Geelong Cats		Mike Mitchell	Gold Coast Rollers
	Leroy Loggins	West Adelaide Bearcats		Scott Fisher	North Melbourne Giants
	Phil Smyth	St. Kilda Saints		Mark Davis	Adelaide 36ers
<b>1983</b>	Larry Sengstock	Brisbane Bullets	<b>1992</b>	Doug Overton	Illawarra Hawks
	Leroy Loggins	West Adelaide Bearcats		Andrew Gaze	Melbourne Tigers
	James Crawford	Geelong Cats		Dwayne McClain	Sydney Kings
	George Morrow	Newcastle Falcons		Scott Fisher	North Melbourne Giants
	Phil Smyth	Canberra Cannons		Andrew Vlahov	Perth Wildcats
<b>1984</b>	Cal Bruton	Geelong Cats	<b>1993</b>	Robert Rose	Sth East Melbourne Magic
	Leroy Loggins	West Adelaide Bearcats		Andrew Gaze	Melbourne Tigers
	James Crawford	Geelong Cats		Leroy Loggins	Brisbane Bullets
	Dan Clausen	Adelaide 36ers		Melvin Thomas	Illawarra Hawks
	Phil Smyth	Canberra Cannons		Terry Dozier	Newcastle Falcons
<b>1985</b>	Cal Bruton	Geelong Cats	<b>1994</b>	Darryl McDonald	North Melbourne Giants
	Leroy Loggins	West Adelaide Bearcats		Andrew Gaze	Melbourne Tigers
	James Crawford	Geelong Cats		Leroy Loggins	Brisbane Bullets
	Tiny Pinder	Sydney Supersonics		Leon Trimmingham	Sydney Kings
	Al Green	Adelaide 36ers		Mark Bradtke	Melbourne Tigers
<b>1986</b>	Leroy Loggins	West Adelaide Bearcats	<b>1995</b>	Darryl McDonald	North Melbourne Giants
	Phil Smyth	St. Kilda Saints		Andrew Gaze	Melbourne Tigers
	Steve Carfino	Hobart Devils		Robert Rose	Adelaide 36ers
	Andrew Gaze	Melbourne Tigers		Andrew Vlahov	Perth Wildcats
	Leroy Loggins	West Adelaide Bearcats		Reggie Smith	Newcastle Falcons
<b>1987</b>	Jim Foster	Coburg Giants	<b>1996</b>	John Dorge	Sth East Melbourne Magic
	Mark Davis	Adelaide 36ers		Darryl McDonald	North Melbourne Giants
	Steve Carfino	Hobart Devils		Andrew Gaze	Melbourne Tigers
	Andrew Gaze	Melbourne Tigers		Robert Rose	Canberra Cannons
	Leroy Loggins	Brisbane Bullets		Ray Owes	Geelong Supercats
<b>1988</b>	Mark Davis	Adelaide 36ers	<b>1997</b>	Mark Bradtke	Melbourne Tigers
	James Crawford	Perth Wildcats		Derek Rucker	Townsville Suns
	Phil Smyth	Canberra Cannons		Andrew Gaze	Melbourne Tigers
	Andrew Gaze	Melbourne Tigers		Robert Rose	Canberra Cannons
	Tim Dillon	North Melbourne Giants		Clarence Tyson	Townsville Suns
<b>1989</b>	Mark Davis	Adelaide 36ers	<b>1998</b>	Mark Bradtke	Melbourne Tigers
	Leroy Loggins	Brisbane Bullets			

## All-NBL First Team

<b>1998</b>	Derek Rucker	Townsville Suns	<b>2007</b>	Sam Mackinnon	Brisbane
	Andrew Gaze	Melbourne Tigers		Chris Anstey	Melbourne
	Steve Woodberry	Brisbane Bullets		Martin Cattalini	Cairns
	Ben Melmeth	Newcastle Falcons		Ricardo Powell	NZ
	Ray Owes	Townsville Suns		Dave Thomas	Melbourne
<b>1999</b>	Lanard Copeland	Melbourne Tigers	<b>2008</b>	Ebi Ere	Brisbane
	Andrew Gaze	Melbourne Tigers		Chris Anstey	Melbourne
	Kevin Brooks	Adelaide 36ers		Mark Worthington	Sydney
	Mark Bradtke	Melbourne Tigers		Kirk Penney	New Zealand
	Steve Woodberry	Brisbane Bullets		Shawn Redhage	Perth
<b>2000</b>	Paul Rogers	Perth Wildcats	<b>2009</b>	Kirk Penney	New Zealand
	Mark Bradtke	Melbourne Tigers		Chris Anstey	Melbourne
	Sam Mackinnon	Townsville Crocodiles		CJ Bruton	New Zealand
	Brett Maher	Adelaide 36ers		Ebi Ere	Melbourne
	Andrew Gaze	Melbourne Tigers		Mark Worthington	South
<b>2001</b>	Mark Bradtke	Melbourne Tigers	<b>2010</b>	Corey Williams	Townsville
	Robert Rose	Townsville Crocodiles		Kirk Penney	New Zealand
	Darnell Mee	Adelaide 36ers		Tywain McKee	Wollongong
	Jason Smith	Victoria Titans		Mark Worthington	Melbourne
	Ricky Grace	Perth Wildcats		Shawn Redhage	Perth
<b>2002</b>	Mark Bradtke	Melbourne Tigers	<b>2011</b>	Gary Ervin	Wollongong
	Ricky Grace	Perth Wildcats		Damian Martin	Perth
	Lanard Copeland	Melbourne Tigers		Kirk Penney	New Zealand
	Paul Rogers	Perth Wildcats		Gary Wilkinson	New Zealand
	Chris Anstey	Victoria Titans		Julian Khazzouh	Sydney
<b>2003</b>	Chris Williams	Sydney Kings	<b>2012</b>	Kevin Lisch	Perth
	Mark Bradtke	Melbourne Tigers		Cedric Jackson	New Zealand
	Ricky Grace	Perth Wildcats		Julian Khazzouh	Sydney
	Brett Maher	Adelaide 36ers		Mark Worthington	Gold Coast
	Shane Heal	Sydney Kings		Tom Abercrombie	New Zealand
<b>2004</b>	Matthew Nielsen	Sydney Kings			
	Mark Bradtke	Melbourne Tigers			
	Stephen Black	Brisbane Bullets			
	John Rillie	West Sydney Razorbacks			
	Sam Mackinnon	West Sydney Razorbacks			
<b>2005</b>	Jason Smith	Sydney Kings			
	Mark Bradtke	Melbourne Tigers			
	Darnell Mee	Wollongong Hawks			
	Brian Wethers	Hunter Pirates			
	Chris Burgess	Cairns Taipans			
<b>2006</b>	Chris Anstey	Melbourne Tigers			
	CJ Bruton	Sydney Kings			
	Cortez Groves	Wollongong Hawks			
	Brett Maher	Adelaide 36ers			
	Larry Abney	Townsville Crocodiles			



Adelaide  
36ers



## Player Roster

NO.	PLAYER	POSITION	HEIGHT	DOB	BIRTHPLACE
1	Adam Gibson	Point	188 cm	30.10.86	Launceston, TAS
3	Stephen Weigh	Forward	198 cm	28.02.87	Mt. Isa, QLD
4	Jason Cadee	Point	186 cm	15.04.91	Sydney, NSW
10	Luke Schenscher	Centre	214 cm	31.12.81	Hope Forest, SA
15	CJ Massingale	Guard	191 cm	23.09.82	USA
17	Anthony Petrie	Forward	203 cm	03.06.83	Tenterfield, NSW
21	Daniel Johnson	Centre	212 cm	03.04.88	Perth, WA
23	Mitch Creek	Forward	195 cm	24.07.92	Horsham, VIC
24	Nathan Crosswell	Guard	190 cm	03.08.79	Ballina, NSW
45	Pero Vasiljevic	Forward/Centre	204 cm	21.02.78	Adelaide, SA

**Development Players:** Tom Daly, Patrick Thomas, Adam Doyle, Jan Warbout

### COACHING STAFF

**Head Coach:** Marty Clarke

**Assistant Coach:** Mark Radford

### Venue Info

**Venue:** Adelaide Arena,  
44a Crittenden Road, Findon SA 5023



### Media Contact

**Contact Name:** Skye Harwood  
Marketing & Communications Manager

**Postal Address:** PO Box 29 Findon, SA 5023

**Phone Number:** 08 8345 0900

**Mobile:** 0418 849 512

**Email Address:** [skye@adelaide36ers.com](mailto:skye@adelaide36ers.com)

[adelaide36ers.com](http://adelaide36ers.com)



## Schedule 2012/13

ROUND	GAME	DATE	HOME	AWAY	VENUE	TIP OFF
1	Sun	7/10/12	Adelaide	Melbourne	Adelaide Arena	1:30 PM
2	Fri	12/10/12	New Zealand	Adelaide	Vector Arena	7:30 PM
3	Sat	20/10/12	Adelaide	Cairns	Adelaide Arena	7:30 PM
4	Sun	28/10/12	Adelaide	Wollongong	Adelaide Arena	1:30 PM
5	Sun	4/11/12	Sydney	Adelaide	Sydney Entertainment Centre	2:00 PM
6	Fri	9/11/12	Melbourne	Adelaide	Hisense Arena	7:30 PM
6	Sun	11/11/12	Adelaide	Perth	Adelaide Arena	1:30 PM
7	Fri	16/11/12	Perth	Adelaide	Perth Arena	6:30 PM
9	Fri	30/11/12	Townsville	Adelaide	Townsville Entertainment Centre	7:30 PM
9	Sun	2/12/12	Adelaide	Sydney	Adelaide Arena	1:30 PM
10	Sun	9/12/12	Adelaide	Perth	Adelaide Arena	1:30 PM
11	Sat	15/12/12	Adelaide	Townsville	Adelaide Arena	7:30 PM
12	Fri	28/12/12	Adelaide	New Zealand	Adelaide Arena	7:30 PM
12	Mon	31/12/12	Townsville	Adelaide	Townsville Entertainment Centre	7:30 PM
13	Fri	4/01/13	Adelaide	Townsville	Adelaide Arena	7:30 PM
13	Sat	5/01/13	Sydney	Adelaide	Sydney Entertainment Centre	7:30 PM
14	Sun	13/01/13	Adelaide	Sydney	Adelaide Arena	1:30 PM
15	Sun	20/01/13	Adelaide	New Zealand	Adelaide Arena	1:30 PM
16	Sun	27/01/13	Melbourne	Adelaide	State Netball & Hockey Centre	2:00 PM
17	Fri	1/02/13	Adelaide	Wollongong	Adelaide Arena	7:30 PM
18	Fri	8/02/13	Perth	Adelaide	Perth Arena	6:30 PM
18	Sun	10/02/13	Adelaide	Melbourne	Adelaide Arena	1:30 PM
19	Sat	16/02/13	Cairns	Adelaide	Cairns Convention Centre	7:30 PM
20	Fri	22/02/13	Wollongong	Adelaide	Wollongong Entertainment Centre	7:30 PM
21	Thu	28/02/13	New Zealand	Adelaide	Vector Arena	7:30 PM
22	Sat	9/03/13	Adelaide	Cairns	Adelaide Arena	7:30 PM
23	Fri	15/03/13	Cairns	Adelaide	Cairns Convention Centre	7:30 PM
24	Sat	23/03/13	Wollongong	Adelaide	Wollongong Entertainment Centre	7:30 PM





## Results 2011/12

ROUND	DATE	HOME	RESULT	AWAY	VENUE	WIN/LOSS
1	8/10/11	Adelaide 36ers	69-102	Perth Wildcats	Adelaide Arena	L
2	16/10/11	Wollongong Hawks	97-89	Adelaide 36ers	WIN Entertainment Centre	L
3	21/10/11	Adelaide 36ers	71-94	Sydney Kings	Adelaide Arena	L
4	28/10/11	Perth Wildcats	92-100	Adelaide 36ers	Challenge Stadium	W
5	3/11/11	New Zealand Breakers	99-90	Adelaide 36ers	North Shore Events Centre	L
6	12/11/11	Adelaide 36ers	104-113 OT	Sydney Kings	Adelaide Arena	L
7	19/11/11	Adelaide 36ers	95-89	Melbourne Tigers	Adelaide Arena	W
8	26/11/11	Adelaide 36ers	82-95	Gold Coast Blaze	Adelaide Arena	L
9	4/12/11	Perth Wildcats	84-96	Adelaide 36ers	Challenge Stadium	W
10	8/12/11	Sydney Kings	107-103 OT	Adelaide 36ers	Sydney Entertainment Centre	L
10	11/12/11	Adelaide 36ers	73-86	New Zealand Breakers	Adelaide Arena	L
11	16/12/11	Adelaide 36ers	87-63	Wollongong Hawks	Adelaide Arena	W
12	23/12/11	Gold Coast Blaze	96-77	Adelaide 36ers	Gold Coast Convention Centre	L
13	30/12/11	Sydney Kings	77-96	Adelaide 36ers	Sydney Entertainment Centre	W
14	7/01/12	Adelaide 36ers	67-72	Cairns Taipans	Adelaide Arena	L
15	13/01/12	New Zealand Breakers	80-63	Adelaide 36ers	North Shore Events Centre	L
16	22/01/12	Adelaide 36ers	75-87	Cairns Taipans	Adelaide Arena	L
17	25/01/12	Townsville Crocodiles	79-69	Adelaide 36ers	Townsville Entertainment Centre	L
18	3/02/12	Melbourne Tigers	87-81	Adelaide 36ers	State Netball Hockey Centre	L
18	5/02/12	Townsville Crocodiles	89-71	Adelaide 36ers	Townsville Entertainment Centre	L
19	12/02/12	Adelaide 36ers	79-74	Townsville Crocodiles	Adelaide Arena	W
21	24/02/12	Adelaide 36ers	79-90	Perth Wildcats	Adelaide Arena	L
21	25/02/12	Melbourne Tigers	83-92	Adelaide 36ers	State Netball Hockey Centre	W
22	3/03/12	Adelaide 36ers	77-73	Wollongong Hawks	Adelaide Arena	W
23	10/03/12	Adelaide 36ers	76-91	New Zealand Breakers	Adelaide Arena	L
24	17/03/12	Adelaide 36ers	83-84	Gold Coast Blaze	Adelaide Arena	L
25	23/03/12	Cairns Taipans	79-75	Adelaide 36ers	Cairns Convention Centre	L
25	25/03/12	Wollongong Hawks	92-78	Adelaide 36ers	WIN Entertainment Centre	L
Semis	30/03/12	New Zealand Breakers	82-99	Townsville Crocodiles	Vector Arena	W
Semis	5/04/12	Townsville Crocodiles	83-94	New Zealand Breakers	Townsville Entertainment Centre	L
Semis	7/04/12	New Zealand Breakers	97-80	Townsville Crocodiles	Vector Arena	L

## Career Single Game Highs For Selected Players (Player, All Time)

	PL	Field			3 point		Rebounds					F/Throws		Points			
		A	M	%	A	M	FL	AS	BL	ST	TO	OF	DE	TOT	A	M	TOT
Jason Cadee	47	9	5	100	6	3	4	7	1	1	3	3	4	5	6	4	13
Mitchell Creek	48	11	7	100	4	2	5	3	2	3	5	4	4	6	8	5	19
Nathan Crosswell	322	22	11	100	11	5	6	11	2	4	9	4	7	8	19	12	28
Tom Daly	25	6	3	100	3	1	2	2	0	1	3	1	2	2	5	5	12
Adam Gibson	223	20	11	100	12	4	6	12	2	5	7	6	8	11	10	8	28
Daniel Johnson	104	20	11	100	6	3	5	5	3	3	5	9	11	16	13	10	31
Anthony Petrie	114	18	10	100	5	2	6	4	5	3	5	6	10	12	10	7	26
Luke Schenschler	119	24	14	100	1	1	5	6	4	3	6	8	15	22	13	11	37
Pero Vasiljevic	134	25	13	100	5	3	6	7	4	2	7	7	12	19	8	5	30
Stephen Weigh	122	22	9	100	8	4	5	8	3	2	5	7	10	11	9	8	24



## Year by Year

YEAR	WINS	LOSSES	POS	PLAYOFFS	COACH	CAPTAIN	MVP
1982	15	11	7th	did not qualify	Mike Osborne	Chris Stirling	not awarded
1983	11	11	6th	did not qualify	Mike Osborne	David Winslow	not awarded
1984	16	7	3rd	lost Elimination Final	Mike Osborne	Dean Kinsman	not awarded
1985	20	6	2nd	lost Grand Final	Ken Cole	Peter Ali	Mark Davis
1986	24	2	1st	Champions	Ken Cole	Bill Jones	Mark Davis
1987	21	5	1st	lost Semi Final	Gary Fox	Bill Jones	Mark Davis
1988	19	5	1st	lost Semi Final	Gary Fox	Darryl Pearce & Mark Davis	Peter Ali
1989	15	9	6th	lost Elimination Final	Gary Fox	Darryl Pearce	Mark Davis
1990	12	14	9th	did not qualify	Don Shipway	Mark Davis	Mark Davis
1991	16	10	4th	lost Semi Final	Don Shipway	Mark Davis	Mark Davis
1992	11	13	9th	did not qualify	Don Shipway	Mark Davis	Mark Davis
1993	14	12	7th	lost Elimination Final	Don Monson	Mark Davis	Mark Davis
1994	18	8	4th	lost Grand Final	Mike Dunlap	Mark Davis	Robert Rose
1995	17	9	4th	lost Semi Final	Mike Dunlap	Mark Davis	Robert Rose
1996	16	10	6th	lost Semi Final	Mike Dunlap	Mark Davis	Rick Brunson
1997	14	16	7th	did not qualify	Dave Claxton	Brett Maher	Brett Maher
1998	19	11	2nd	Champions	Phil Smyth	Brett Maher	Brett Maher & Darnell Mee
98/99	18	8	1st	Champions	Phil Smyth	Brett Maher	Kevin Brooks
99/00	22	6	1st	lost Semi Final	Phil Smyth	Brett Maher	Martin Cattalini
00/01	16	12	6th	lost Semi Final	Phil Smyth	Brett Maher	Darnell Mee
01/02	17	13	3rd	Champions	Phil Smyth	Brett Maher	Brett Maher
02/03	16	14	5th	lost Elimination Final	Phil Smyth	Brett Maher	Brett Maher
03/04	14	19	8th	lost Elimination Final	Phil Smyth	Brett Maher	Martin Cattalini
04/05	19	13	4th	lost Elimination Final	Phil Smyth	Brett Maher	Willie Farley
05/06	19	13	4th	lost Elimination Final	Phil Smyth	Brett Maher	Brett Maher
06/07	11	22	11th	did not qualify	Phil Smyth	Brett Maher	Brett Maher
07/08	14	16	9th	did not qualify	Phil Smyth	Brett Maher	Adam Ballinger
2008/09	15	15	6th	lost quarterfinals	Scott Ninnis	Brett Maher	Adam Ballinger
2009/10	10	18	8th	did not qualify	Scott Ninnis	Adam Ballinger	Adam Ballinger
2010/11	9	19	8th	did not qualify	Marty Clarke	Adam Ballinger	Adam Ballinger
2011/12	8	20	9th	Did not qualify	Marty Clarke	Adam Ballinger	Daniel Johnson





## Head Coach Marty Clarke

Is in his third NBL head coaching season with the 36ers ... In 2011/12 led the 36ers to an 8-20 record to finish in ninth place ... In his rookie head coaching season in 2010-11 led Adelaide to a 9-19 record and an eighth place finish ... Was the A.I.S Head Coach from 2003 - 2010 ... Also an A.I.S Assistant Coach from 1998 - 2002 ... Australian Junior Team Head Coach from 2005 - 2009 and Assistant Coach from 2001 - 2003 ... Was also an NBL player and made his debut with Devonport in 1984 ... From 1988 - 1992 was also on the roster of the North Melbourne Giants, including for the 1989 NBL Championship season ... Played on the Australian National Junior Team and was captain at the World Championships in Bormio, Italy in 1987 ... Former A.I.S Scholarship holder 1985 - 1987.

YEAR	TEAM	REGULAR SEASON			FINALS		NOTES
		WIN	LOSS	POS	WIN	LOSS	
2011	Adelaide 36ers	9	19	9th	-	-	Missed Finals
2012	Adelaide 36ers	8	19	9th	-	-	Missed Finals
<b>Total</b>		<b>17</b>	<b>38</b>		<b>0</b>	<b>0</b>	
<b>Overall Record</b>		<b>17</b>	<b>38</b>				



# #1 Adam Gibson | GUARD

**NBL Clubs:** Brisbane Bullets 2006 – 2008, South Dragons 2008 – 2009, Gold Coast Blaze 2009 – 2012, Adelaide 36ers – Present.

**Career Highlights:** Recently returned from the London Olympic Games where he played for the Boomers ... Was named to the All-NBL Second Team in 2011/12 ... Came third in voting for Defensive Player of the Year in 2011/12 ... Ranked second in assists in 2010-11 at 5.4 APG in 27 games ... Won Round 11 NBL Player of the Week in 2011/12 ... Was the Blaze's team MVP in 2009-10 ... Won a championship with South Dragons in the 2008-09 season and was also judged the NBL's Best Defensive Player ... Was a member of the Brisbane Bullets championship roster of 2006-07 ... Former AIS scholarship holder... Scored a career-high of 28 points for Gold Coast on 5 17 December 2011 against Perth ... On 30 January, 2010, had a career-high 12 assists for Gold Coast against Melbourne ... Made his Brisbane Bullets NBL debut at age 18 on 14 September, 2005 ... Was the starting point guard on the Australian Boomers team for the 2010 FIBA World Championships in Turkey ... SEABL U21 Youth Player of the Year and Basketball Tasmania Male Player of the Year in 2006 ... Member of the Australian U22 World Championships team in Argentina in 2005 ... U19 World Select team at Nike Hoop Summit in Memphis 2005 ... Australian U21 Team - FIBA Championships in 2004 ... RE Staunton Scholarship Holder ... AIS Scholarship Holder 2004-05 ... Captain Australian U19 Team-Albert Schweitzer Tour 2004 ... Tasmania State Rep, U14, U16, U18 and U20 -- 3x Captain.

**DOB:** 30.10.86

**Birth Place:** Launceston, TAS

**Height:** 188 cm

**Weight:** 93 kg

REGULAR SEASON STATS			FIELD GOALS			3 PTS			FREE THROWS			REBOUNDS									AVERAGES		
YEAR	TEAM	G	ATT	MD	%	ATT	MD	%	ATT	MD	%	OFF	DEF	TOTAL	ASS	STLS	BLKS	TOV	FLS	POINTS	RBD	ASS	PPG
2006	BRISBANE	28	77	33	43	27	6	22	19	7	37	13	13	26	28	10	3	19	54	79	.9	1.0	2.8
2007	BRISBANE	33	156	84	54	49	18	37	44	32	73	29	34	63	68	30	1	34	84	218	1.9	2.1	6.6
2008	BRISBANE	30	265	123	46	93	35	38	68	57	84	27	68	95	116	32	4	47	113	338	3.2	3.9	11.3
2009	SOUTH	30	238	105	44	108	40	37	78	66	85	27	78	105	93	30	4	42	95	316	3.5	3.1	10.5
2010	GOLD COAST	25	234	103	44	100	31	31	37	29	78	15	74	89	110	26	2	46	78	266	3.6	4.4	10.6
2011	GOLD COAST	27	302	129	43	126	43	34%	67	50	75	3	94	117	147	26	3	63	78	351	4.3	5.4	13.0
2012	GOLD COAST	27	295	126	43	122	42	34	49	38	78	26	93	119	124	32	58	79	332	4.4	4.6	12.3	10.6
		<b>200</b>	<b>1567</b>	<b>703</b>	<b>45</b>	<b>625</b>	<b>215</b>	<b>34</b>	<b>362</b>	<b>279</b>	<b>77</b>	<b>160</b>	<b>454</b>	<b>614</b>	<b>686</b>	<b>186</b>	<b>17</b>	<b>309</b>	<b>581</b>	<b>1900</b>	<b>3.1</b>	<b>3.4</b>	<b>9.5</b>
CAREER PLAYOFF STATS																							
2006	BRISBANE	1	6	4	67	2			1	1	100		2	2	5			2	5	9	2.0	5.0	9.0
2007	BRISBANE	6	28	18	64	10	7	70	8	6	75	5	8	13	11	7		6	20	49	2.2	1.8	8.2
2008	BRISBANE	3	29	14	48	9	5	56	9	8	89	5	13	18	17	1		6	13	41	6.0	5.7	13.7
2009	SOUTH	8	52	25	48	25	14	56	8	7	88	7	11	18	15	7		8	25	71	2.3	1.9	8.9
2010	GOLD COAST	2	20	5	25	9	3	33				1	7	8	11	1		8	8	13	4.0	5.5	6.5
2012	GOLD COAST	3	16	4	25	6	4	2	50	6	16	1	4	6	10	2.0	5.3	3.3	266	3.6	4.4	10.6	
		<b>23</b>	<b>151</b>	<b>70</b>	<b>46</b>	<b>61</b>	<b>29</b>	<b>48</b>	<b>30</b>	<b>24</b>	<b>80</b>	<b>18</b>	<b>47</b>	<b>65</b>	<b>75</b>	<b>17</b>	<b>34</b>	<b>77</b>	<b>193</b>	<b>2.8</b>	<b>3.3</b>	<b>8.4</b>	<b>9.2</b>
CAREER STATS																							
		<b>223</b>	<b>1718</b>	<b>773</b>	<b>45</b>	<b>686</b>	<b>244</b>	<b>36</b>	<b>392</b>	<b>303</b>	<b>77</b>	<b>178</b>	<b>501</b>	<b>679</b>	<b>761</b>	<b>203</b>	<b>17</b>	<b>343</b>	<b>658</b>	<b>2093</b>	<b>3.0</b>	<b>3.4</b>	<b>9.4</b>



## #3 Stephen Weigh | GUARD/FORWARD

**NBL Clubs:** Perth Wildcats 2008 – 2011, Adelaide 36ers 2011 – Current.

**Career Highlights:** Joined the Adelaide 36ers prior to the 2011/12 season after three years with the Perth Wildcats ... Last season scored a career-high 24 points for the 36ers on 19 November 2011 against Melbourne ... Also registered a career-high of 8 assists during the 2011/12 season against Townsville on 12 February 2012 ... His career high of 11 rebounds was recorded on 6 November 2010 for Perth against Cairns ... After averaging just six points a game in his first NBL season, Weigh scored 10.8 points and grabbed 3.1 rebounds per contest as the Perth Wildcats won the NBL championship in 2010 ... Scored three points in his NBL debut on 17 September 2008 for Perth against South Dragons ... Received the R.E. Staunton Medal in 2005 as the MVP of the Australian U20 National Championships after he led Queensland to the National Title ... Held a scholarship with the Queensland Academy of Sport ... Was on scholarship with the Australian Institute of Sport where his team mates included Joe Ingles, Patrick Mills and Nathan Jawai ... Also played for the East Perth Eagles in the SBL ... Was a member of the Australian Boomers training squad in 2011 ... Played college basketball at the University of Utah.

**DOB:** 28.02.87

**Birth Place:** Rockhampton, Australia

**Height:** 198 cm

**Weight:** 100 kg

REGULAR SEASON STATS			FIELD GOALS				3 PTS			FREE THROWS			REBOUNDS						AVERAGES					
YEAR	TEAM	G	ATT	MD	%	ATT	MD	%	ATT	MD	%	OFF	DEF	TOTAL	ASS	STLS	BLKS	TOV	FLS	POINTS	RBD	ASS	PPG	
2009	PERTH	29	143	62	43	63	20	32	32	24	75	18	51	69	23	2	6	17	35	168	2.4	.8	5.8	
2010	PERTH	28	255	106	42	110	41	37	58	48	83	24	64	88	45	8	6	40	34	301	3.1	1.6	10.8	
2011	PERTH	28	285	101	35	87	24	28	103	86	83	61	94	155	44	13	7	49	38	312	5.5	1.6	11.1	
2012	PERTH	28	281	111	40	127	44	35	66	52	79	35	103	138	49	14	9	72	66	318	4.9	1.8	11.4	
		<b>113</b>	<b>964</b>	<b>380</b>	<b>39</b>	<b>387</b>	<b>129</b>	<b>33</b>	<b>259</b>	<b>210</b>	<b>81</b>	<b>138</b>	<b>312</b>	<b>450</b>	<b>161</b>	<b>37</b>	<b>28</b>	<b>178</b>	<b>173</b>	<b>1099</b>	<b>4.0</b>	<b>1.4</b>	<b>9.7</b>	
CAREER PLAYOFF STATS																								
2009	PERTH	1																						
2010	PERTH	5	39	17	44	12	3	25	2	1	50	1	15	16	1	2	1	5	7	38	3.2	.2	7.6	
2011	PERTH	3	28	10	36	8			14	9	64	5	8	13	1	2		3	9	29	4.3	.3	9.7	
		<b>9</b>	<b>67</b>	<b>27</b>	<b>40</b>	<b>20</b>	<b>3</b>	<b>15%</b>	<b>16</b>	<b>10</b>	<b>63</b>	<b>6</b>	<b>23</b>	<b>29</b>	<b>2</b>	<b>4</b>	<b>1</b>	<b>8</b>	<b>16</b>	<b>67</b>	<b>3.2</b>	<b>.2</b>	<b>7.4</b>	
CAREER STATS																								
		<b>122</b>	<b>1031</b>	<b>407</b>	<b>39</b>	<b>407</b>	<b>132</b>	<b>32</b>	<b>275</b>	<b>220</b>	<b>80</b>	<b>144</b>	<b>335</b>	<b>479</b>	<b>163</b>	<b>41</b>	<b>29</b>	<b>186</b>	<b>189</b>	<b>1166</b>	<b>3.9</b>	<b>1.3</b>	<b>9.6</b>	





## #4 Jason Cadee | POINT GUARD

**NBL Clubs:** Gold Coast Blaze 2010 – 2012, Adelaide 36ers 2012 – Current.

**Career Highlights:** Had a career year in 2011/12, recording nine of his top 12 career scores including a career-high 13 points against Adelaide on 23 December 2012 ... From an outstanding pedigree, both Cadee's parents, Robbie and Debbie, represented Australia at the Olympic Games ... Was one of only two point guards globally chosen for the World Select team that played against the USA in the 2010 Nike Hoops Summit in Portland, Oregon ... Was recruited by several high level US colleges including UCLA before choosing the Blaze ... Has already been earmarked as a future Boomers star with inclusion in National squads before a horrific car crash ruined the second-half of 2010 for him ... At the 2009 U/20's National Championships won Silver ... Was an AIS Scholarship holder and Australian Emus Squad member ... 2008 Sydney and State Champions; MVP Bankstown Bruins; Scott Fenton Memorial Player of the Year; NSW Male Athlete and Basketball Player of the Year.

**DOB:** 15.04.91

**Birth Place:** Sydney, NSW

**Height:** 186 cm

**Weight:** 73 kg

REGULAR SEASON STATS			FIELD GOALS				3 PTS			FREE THROWS			REBOUNDS								AVERAGES		
YEAR	TEAM	G	ATT	MD	%	ATT	MD	%	ATT	MD	%	OFF	DEF	TOTAL	ASS	STLS	BLKS	TOV	FLS	POINTS	RBD	ASS	PPG
2011	GOLD COAST	16	54	24	44	27	3	11	16	10	63	6	22	28	23	2	15	14	61	1.8	1.4	3.8	7.6
2012	GOLD COAST	28	140	56	40	59	22	37	29	17	59	14	38	52	59	13	3	21	36	151	1.9	2.1	5.4
		<b>44</b>	<b>194</b>	<b>80</b>	<b>41</b>	<b>86</b>	<b>25</b>	<b>29</b>	<b>45</b>	<b>27</b>	<b>60</b>	<b>20</b>	<b>60</b>	<b>80</b>	<b>82</b>	<b>15</b>	<b>3</b>	<b>36</b>	<b>50</b>	<b>212</b>	<b>1.8</b>	<b>1.9</b>	<b>4.8</b>
CAREER PLAYOFF STATS																							
2012	GOLD COAST	3	13	4	31	4	1	25	4	2	50	5	4	9	2	1	4	4	11	3.0	.7	3.7	5.4
		<b>3</b>	<b>13</b>	<b>4</b>	<b>31</b>	<b>4</b>	<b>1</b>	<b>25</b>	<b>4</b>	<b>2</b>	<b>50</b>	<b>5</b>	<b>4</b>	<b>9</b>	<b>2</b>	<b>1</b>	<b>4</b>	<b>4</b>	<b>11</b>	<b>3.0</b>	<b>.7</b>	<b>3.7</b>	<b>5.4</b>
CAREER STATS																							
		<b>47</b>	<b>207</b>	<b>84</b>	<b>41</b>	<b>90</b>	<b>26</b>	<b>29</b>	<b>49</b>	<b>29</b>	<b>59</b>	<b>25</b>	<b>64</b>	<b>89</b>	<b>84</b>	<b>16</b>	<b>3</b>	<b>40</b>	<b>54</b>	<b>223</b>	<b>1.9</b>	<b>1.8</b>	<b>4.7</b>



## #10 Luke Schenscher | CENTRE

**NBL Clubs:** Adelaide 36ers 2008/09, Perth Wildcats 2009/10, Townsville Crocodiles 2010/11 – 2012, Adelaide 36ers 2012 – Current.

**Career Highlights:** This season returns to Adelaide, where he played his rookie campaign before moving to Perth (one year) and then Townsville (two) ... Won NBL Player of the Week for Round 23 with the Crocs for season 2011/12 ... Won a title with Perth in 2010 ... Was ranked sixth in the NBL in rebounds per game in season 2010/11 with 6.7... Was also fourth in blocks in 2009/10 with 1.0 per game ... Ranked 1st in the NBL in Total Offensive Rebounds and 1st in Total Rebounds in 2009/10 ... Had a career-high 37 points for Adelaide on 13 February 2009 against Wollongong ... Has recorded two 20-plus rebound games, including 22 boards against Melbourne on 6 December 2008 ... Came to the 36ers following two years in the American NBA and stints in the NBDL with the Fort Worth Flyers ... Signed with German champion Brose Baskets Bamberg ... Played the 2005/06 season with the NBA's Chicago Bulls before signing with the Portland TrailBlazers in 2006/07 ... Has played in 31 NBA games, averaging 1.8 points and 1.7 rebounds ... Had a stellar college career at Georgia Tech from 2001-2005, averaging 7.3 points, 5.4 rebounds and 1.3 blocks ... Toured with the Australian Boomers in 2009 ... Was a member of the Australian team at the 2003 World University Games (avg. 16.0 Points, 6.7 Rebounds) and Represented Australia at the East Asian Games in 2001 becoming the first player ever to get called up to the national team while still in high school ... Attended the AIS.

**DOB:** 31.12.82

**Birth Place:** South Australia

**Height:** 216 cm

**Weight:** 120 kg

REGULAR SEASON STATS			FIELD GOALS				3 PTS			FREE THROWS			REBOUNDS					AVERAGES					
YEAR	TEAM	G	ATT	MD	%	ATT	MD	%	ATT	MD	%	OFF	DEF	TOTAL	ASS	STLS	BLKS	TOV	FLS	POINTS	RBD	ASS	PPG
2009	ADELAIDE	30	346	192	55	6	1	17	96	59	61	71	117	188	27	10	28	42	85	300	6.7	1.0	10.7
2011	TOWNSVILLE	28	279	151	54	115	84	73	78	111	189	39	8	31	62	83	386	6.8	1.4	13.8	6.7	1.0	10.7
2012	TOWNSVILLE	21	180	87	48	2	52	39	75	53	52	105	44	8	13	30	54	213	5.0	2.1	10.1	1.0	10.7
		<b>107</b>	<b>1027</b>	<b>550</b>	<b>54</b>	<b>8</b>	<b>1</b>	<b>13</b>	<b>441</b>	<b>314</b>	<b>71</b>	<b>312</b>	<b>494</b>	<b>806</b>	<b>155</b>	<b>35</b>	<b>113</b>	<b>192</b>	<b>316</b>	<b>1415</b>	<b>7.5</b>	<b>1.4</b>	<b>13.2</b>
CAREER PLAYOFF STATS																							
2009	ADELAIDE	1	9	3	33				3	3	100	5	6	11	1			1	4	9	11.0	1.0	9.0
2010	PERTH	5	32	12	38	1			7	5	71	7	9	16	6	1	6	8	12	29	3.2	1.2	5.8
2011	TOWNSVILLE	3	35	15	43	1			13	10	77	11	12	23	4	1	2	5	8	40	7.7	1.3	13.3
2012	TOWNSVILLE	3	34	15	44				12	6	50	12	9	21	9	1	3	3	7	36	7.0	3.0	12.0
		<b>12</b>	<b>110</b>	<b>45</b>	<b>41</b>	<b>2</b>			<b>35</b>	<b>24</b>	<b>69</b>	<b>35</b>	<b>36</b>	<b>71</b>	<b>20</b>	<b>3</b>	<b>11</b>	<b>17</b>	<b>31</b>	<b>114</b>	<b>5.9</b>	<b>1.7</b>	<b>9.5</b>
CAREER STATS																							
		<b>119</b>	<b>1137</b>	<b>595</b>	<b>52</b>	<b>10</b>	<b>1</b>	<b>10</b>	<b>476</b>	<b>338</b>	<b>71</b>	<b>347</b>	<b>530</b>	<b>877</b>	<b>175</b>	<b>38</b>	<b>124</b>	<b>209</b>	<b>347</b>	<b>1529</b>	<b>7.4</b>	<b>1.5</b>	<b>12.8</b>



## #15 C.J. Massingale | GUARD

**NBL Clubs:** Adelaide 36ers 2012 – Current.

**Career Highlights:** After an outstanding career playing for the Knox Raiders in the SEABL competition, Massingale this year gets his first shot at the NBL with the 36ers ... Coming off a great season with Knox where he averaged 25 points at 45.3%, 5.9 rebounds, 3.6 assists per game and won three player of the week awards ... Three-time winner of the SEABL MVP award (2008, 20010 and 2012) ... Played three seasons of US college basketball for the University of Washington before moving for his senior year to Metropolitan State College of Denver ... Helped Metro State to the NCAA Division II title in 2004, also winning Regional MVP honour and being named to the All Tournament team.

**DOB:** 23.09.82

**Birth Place:** USA

**Height:** 191 cm



## #17 Anthony Petrie | POWER FORWARD

**NBL Clubs:** West Sydney Razorbacks 2007 – 2008, Wollongong Hawks 2008 – 2009, Gold Coast Blaze 2009 – 2012, Adelaide 36ers 2012 – Current.

**Career Highlights:** Had two 20-point games in 2011/12 for the Gold Coast Blaze after returning from an Achilles injury that saw him sit out the majority of the 2010/11 NBL season ... Was named the NBL's Most Improved Player in 2010 ... Scored a career-high of 26 points for Gold Coast on 8 January 2010 against Townsville ... Twice in season 2009/10 had career-high 12-rebound games for the Blaze ... Dual MVP of the SEABL Eastern Conference in 2006 and 2007 ... Member of Canberra Gunners 2003 East SEABL Men's Championship team ... Stood out of basketball in 2004 to spend a season playing rugby league with the Gungahlin Bulls in the Canberra Raiders Cup ... Was the leading scorer for Australia at the Oceania Youth tournament in Tonga 2002 ... Scored 12 points in his debut game for the Razorbacks against the Crocodiles ... Had 10 starts in his debut season with West Sydney ... Scored a season high 21 points against the Crocs in October ... Had double-figure rebounds 3 times with high of 11 against Perth in February 2008.

**DOB:** 03.06.83

**Birth Place:** Tenterfield, NSW

**Height:** 203 cm

**Weight:** 100 kg

REGULAR SEASON STATS			FIELD GOALS				3 PTS			FREE THROWS			REBOUNDS								AVERAGES		
YEAR	TEAM	G	ATT	MD	%	ATT	MD	%	ATT	MD	%	OFF	DEF	TOTAL	ASS	STLS	BLKS	TOV	FLS	POINTS	RBD	ASS	PPG
2008	WEST SYDNEY	28	235	112	48	12	3	25	57	34	60	54	93	147	25	16	11	43	90	261	5.3	.9	9.3
2009	WOLLONGONG	27	274	135	49	15	4	27	107	70	65	68	109	177	33	12	19	54	85	344	6.6	1.2	12.8
2010	GOLD COAST	23	215	100	47	35	16	46	76	55	72	54	99	153	43	14	20	48	65	271	6.7	1.9	11.8
2011	GOLD COAST	3	32	21	66	4	1	25	4	2	50	13	12	25	4	2	2	6	10	45	8.3	1.3	15.0
2012	GOLD COAST	28	246	112	46	30	9	30	74	47	64	52	108	160	29	8	17	45	68	280	5.7	1.0	10.0
		<b>109</b>	<b>1002</b>	<b>480</b>	<b>48</b>	<b>96</b>	<b>33</b>	<b>34</b>	<b>318</b>	<b>208</b>	<b>65</b>	<b>241</b>	<b>421</b>	<b>662</b>	<b>134</b>	<b>52</b>	<b>69</b>	<b>196</b>	<b>318</b>	<b>1201</b>	<b>6.1</b>	<b>1.2</b>	<b>11.0</b>
CAREER PLAYOFF STATS																							
2010	GOLD COAST	2	11	3	27	3			6	6	100	2	6	8	3	1	1	3	4	12	4.0	1.5	6.0
2012	GOLD COAST	3	29	16	55	8	2	25	12	7	58	5	13	18	3	2	9	9	41	6.0	1.0	13.7	6.0
		<b>5</b>	<b>40</b>	<b>19</b>	<b>48</b>	<b>11</b>	<b>2</b>	<b>18</b>	<b>18</b>	<b>13</b>	<b>72</b>	<b>7</b>	<b>19</b>	<b>26</b>	<b>6</b>	<b>3</b>	<b>1</b>	<b>12</b>	<b>13</b>	<b>53</b>	<b>5.2</b>	<b>1.2</b>	<b>10.6</b>
CAREER STATS																							
		<b>114</b>	<b>1042</b>	<b>499</b>	<b>48</b>	<b>107</b>	<b>35</b>	<b>33</b>	<b>336</b>	<b>221</b>	<b>66</b>	<b>248</b>	<b>440</b>	<b>688</b>	<b>140</b>	<b>55</b>	<b>70</b>	<b>208</b>	<b>331</b>	<b>1254</b>	<b>6.0</b>	<b>1.2</b>	<b>11.0</b>



## #21 Daniel Johnson | CENTRE

**NBL Clubs:** Melbourne Tigers 2009 – 2010, Adelaide 36ers 2010 – Current.

**Career Highlights:** Joined the Adelaide 36ers prior to the 2010/11 season ... Last season had a career-high 16 rebounds for the 36ers against Townsville on 25 January 2012 ... Named to the All-NBL Third Team in 2011/12 and also won the NBL's Most Improved Player award ... Recorded his NBL career-high score of 31 points against his former team Melbourne Tigers on 18 March 2011 ... Returned to Australia to join the Melbourne Tigers as their 'Young Australian Player' following a short USA College stint with Pepperdine University (NCAA Div1) ... Averaged 9.4 points and 3.4 rebounds with Pepperdine in 2007/08 ... Scored a career-high 19 points against the Pacific Tigers ... Represented Australia at the 2007 Under 19 World Championship in Serbia where the team finished fifth overall with an 8-1 record ... Was the second highest scorer at the 2007 Under 20 Nationals behind Patrick Mills ... At the 2007 Championships Johnson averaged 24.3 points, 12.8 rebounds and was named in the Tournament All-Star Five team ... Attended the AIS ... Part of 2008 Melbourne Tigers Big V team.

**DOB:** 03.04.88

**Birth Place:** Perth, WA

**Height:** 212 cm

**Weight:** 108 kg

REGULAR SEASON STATS			FIELD GOALS				3 PTS			FREE THROWS			REBOUNDS								AVERAGES		
YEAR	TEAM	G	ATT	MD	%	ATT	MD	%	ATT	MD	%	OFF	DEF	TOTAL	ASS	STLS	BLKS	TOV	FLS	POINTS	RBD	ASS	PPG
2009	MELBOURNE	16	40	17	43	6	1	17	100	79	79	17	18	35	2	4	9	6	21	47	2.2	.1	2.9
2011	ADELAIDE	28	231	104	45	16	2	13	96	66	69	45	74	119	26	16	20	46	51	276	4.3	.9	9.9
2012	ADELAIDE	28	370	164	44	45	17	38	153	116	76	69	147	216	52	12	28	56	79	461	7.7	1.9	16.5
		<b>100</b>	<b>836</b>	<b>393</b>	<b>47</b>	<b>67</b>	<b>20</b>	<b>30</b>	<b>367</b>	<b>274</b>	<b>75</b>	<b>200</b>	<b>289</b>	<b>489</b>	<b>93</b>	<b>35</b>	<b>66</b>	<b>135</b>	<b>223</b>	<b>1080</b>	<b>4.9</b>	<b>.9</b>	<b>10.8</b>
CAREER PLAYOFF STATS																							
2009	MELBOURNE	4	6	2	33				4	2	50		3	3	2				4	6	.8	.5	1.5
		<b>4</b>	<b>6</b>	<b>2</b>	<b>33</b>				<b>4</b>	<b>2</b>	<b>50</b>		<b>3</b>	<b>3</b>	<b>2</b>				<b>4</b>	<b>6</b>	<b>.8</b>	<b>.5</b>	<b>1.5</b>
CAREER STATS																							
		<b>104</b>	<b>842</b>	<b>395</b>	<b>47</b>	<b>67</b>	<b>20</b>	<b>30</b>	<b>371</b>	<b>276</b>	<b>74</b>	<b>200</b>	<b>292</b>	<b>492</b>	<b>95</b>	<b>35</b>	<b>66</b>	<b>135</b>	<b>227</b>	<b>1086</b>	<b>4.7</b>	<b>.9</b>	<b>10.4</b>





## #23 Mitch Creek | FORWARD

**NBL Clubs:** Adelaide 36ers 2010 – Current.

**Career Highlights:** Joined the Adelaide 36ers prior to the 2010/11 season ... Recorded his career-high score off 19 points on 6 February 2012 against Townsville ... Also had a career high six rebounds on 17 March 2012 against Gold Coast ... A former scholarship holder at the Australian Institute Sport ... In 2010 played 14 games for the AIS in the SEABL averaging 14.4ppg, 6.6rpg, 1.4apg, 1.3spg, FGP: 60.8%, 3PT: 20%, FT: 47.7% ... A member of the Australian U18 National Team (Emus) in 2010 ... Played with the Emus at the Albert Schweitzer International Tournament in Mannheim in 2010 and was tournament MVP ... Member of the Victoria Country team at the Under-18 National Championships ... Earned a place at the prestigious Nike All-Asia Camp in Beijing, China ... Hometown is Horsham in rural Victoria.

**DOB:** 27.04.92

**Birth Place:** Victoria, Australia

**Height:** 195 cm

**Weight:** 85 kg

REGULAR SEASON STATS			FIELD GOALS				3 PTS			FREE THROWS			REBOUNDS								AVERAGES			
YEAR	TEAM	G	ATT	MD	%	ATT	MD	%	ATT	MD	%	OFF	DEF	TOTAL	ASS	STLS	BLKS	TOV	FLS	POINTS	RBD	ASS	PPG	
2011	ADELAIDE	20	92	44	48	13	2	15	40	27	68	19	28	47	19	12	8	27	39	117	2.4	1.0	5.9	
2012	ADELAIDE	28	129	57	44	18	6	33	58	32	55	40	45	85	33	12	5	21	53	152	3.0	1.2	5.4	
		<b>48</b>	<b>221</b>	<b>101</b>	<b>46</b>	<b>31</b>	<b>8</b>	<b>26</b>	<b>98</b>	<b>59</b>	<b>60</b>	<b>59</b>	<b>73</b>	<b>132</b>	<b>52</b>	<b>24</b>	<b>13</b>	<b>48</b>	<b>92</b>	<b>269</b>	<b>2.8</b>	<b>1.1</b>	<b>5.6</b>	
CAREER STATS			<b>48</b>	<b>221</b>	<b>101</b>	<b>46</b>	<b>31</b>	<b>8</b>	<b>26</b>	<b>98</b>	<b>59</b>	<b>60</b>	<b>59</b>	<b>73</b>	<b>132</b>	<b>52</b>	<b>24</b>	<b>13</b>	<b>48</b>	<b>92</b>	<b>269</b>	<b>2.8</b>	<b>1.1</b>	<b>5.6</b>



## #24 Nathan Crosswell | GUARD

**NBL Clubs:** Melbourne Tigers 1999 – 2000, Victoria Titans/Giants 2002 – 2004, Cairns Taipans 2005 – 2006, Melbourne Tigers 2007 – 2010, Townsville Crocodiles 2010 – 2011, Adelaide 36ers 2012 – Current.

**Career Highlights:** Played just nine games in 2011/12 before an Achilles injury ended his season ... Won a championship with the Melbourne Tigers in 2008 ... Grand Finalist in 2007 ... Boomers squad in 2008 ... Was 2nd in the NBL in assists per game in 2004 (5.8) ... Led the Taipans in assists (4.8 per game) and steals (1.4 per game) for the 2005 season ... Led Tigers in assists in 2008 with 4.4 per game ... Scored a career best 28 points against Hunter Pirates in October 2003 ... Has dished off a career best 11 assists four times.

**DOB:** 03.08.79

**Birth Place:** Ballina, NSW

**Height:** 190 cm

**Weight:** 89 kg

REGULAR SEASON STATS			FIELD GOALS				3 PTS			FREE THROWS			REBOUNDS								AVERAGES		
YEAR	TEAM	G	ATT	MD	%	ATT	MD	%	ATT	MD	%	OFF	DEF	TOTAL	ASS	STLS	BLKS	TOV	FLS	POINTS	RBD	ASS	PPG
98/99	MELBOURNE	3	4	3	75	1	1	100	2				1	1	2			1		7	.3	.7	2.3
2000	MELBOURNE	3	3			1										1		2					
2002	VICTORIA	18	82	38	46	30	7	23	31	21	68	1	17	18	34	4		27	15	104	1.0	1.9	5.8
2003	VICTORIA	30	362	161	44	155	57	37	94	74	79	22	63	85	86	24	2	76	64	453	2.8	2.9	15.1
2004	VICTORIA	32	404	179	44	123	37	30	149	110	74	24	59	83	187	35	1	133	83	505	2.6	5.8	15.8
2005	CAIRNS	32	332	146	44	66	18	27	167	113	68	20	69	89	154	44	2	112	65	423	2.8	4.8	13.2
2006	CAIRNS	32	173	76	44	24	6	25	149	108	72	11	54	65	124	20	2	60	51	266	2.0	3.9	8.3
2007	MELBOURNE	33	165	76	46	28	6	21	137	110	80	17	39	56	105	12	1	59	60	268	1.7	3.2	8.1
2008	MELBOURNE	30	185	88	48	31	6	19	57	46	81	17	52	69	129	16	1	51	52	228	2.3	4.3	7.6
2009	MELBOURNE	29	156	77	49	9	1	11	73	48	66	16	38	54	113	22	5	51	46	203	1.9	3.9	7.0
2010	MELBOURNE	12	85	39	46	12	1	8	32	21	66	7	22	29	45	8	1	19	23	100	2.4	3.8	8.3
2011	TOWNSVILLE	28	124	59	48	10	3	30	62	45	73	14	36	50	54	9	2	42	41	166	1.8	1.9	5.9
2012	ADELAIDE	9	48	22	46				35	25	71	2	16	18	42	5		20	28	69	2.0	4.7	7.7
		<b>291</b>	<b>2124</b>	<b>964</b>	<b>45</b>	<b>490</b>	<b>143</b>	<b>29</b>	<b>988</b>	<b>721</b>	<b>73</b>	<b>150</b>	<b>466</b>	<b>616</b>	<b>1074</b>	<b>200</b>	<b>17</b>	<b>653</b>	<b>528</b>	<b>2792</b>	<b>2.1</b>	<b>3.7</b>	<b>9.6</b>
CAREER PLAYOFF STATS																							
2002	VICTORIA	4	10	5	50	2	1	50	2	1	50		4	4	3			4	6	12	1.0	.8	3.0
2006	CAIRNS	4	30	15	50	3	1	33	16	13	81	6	6	12	10	3	1	8	8	44	3.0	2.5	11.0
2007	MELBOURNE	6	36	14	39	10	3	30	12	6	50	5	4	9	7	1	2	10	10	37	1.5	1.2	6.2
2008	MELBOURNE	7	36	18	50	5	1	20	7	6	86	7	15	22	33	3	3	17	7	43	3.1	5.0	5.8
2009	MELBOURNE	7	49	21	43	1			8	7	88	2	13	15	32	3	1	12	12	49	2.1	4.6	7.0
2011	TOWNSVILLE	3	13	4	31	1	1	100				2	2	4	8	1		6	5	9	1.3	2.7	3.0
		<b>31</b>	<b>174</b>	<b>77</b>	<b>44</b>	<b>22</b>	<b>7</b>	<b>32</b>	<b>45</b>	<b>33</b>	<b>73</b>	<b>22</b>	<b>44</b>	<b>66</b>	<b>93</b>	<b>11</b>	<b>7</b>	<b>57</b>	<b>48</b>	<b>194</b>	<b>2.1</b>	<b>3.0</b>	<b>6.3</b>
CAREER STATS																							
		<b>322</b>	<b>2298</b>	<b>1041</b>	<b>45</b>	<b>512</b>	<b>150</b>	<b>29</b>	<b>1033</b>	<b>754</b>	<b>73</b>	<b>172</b>	<b>510</b>	<b>682</b>	<b>1167</b>	<b>211</b>	<b>24</b>	<b>710</b>	<b>576</b>	<b>2986</b>	<b>2.1</b>	<b>3.6</b>	<b>9.3</b>



## #45 Pero Vasiljevic | FORWARD/CENTRE

**NBL Clubs:** Canberra Cannons 1998 – 1999, Melbourne Tigers 1999 – 2001, Victoria Titans 2001 – 2002, Canberra Cannons 2002 – 2003, West Sydney Razorbacks 2005 – 2006, Singapore Slingsers 2007 – 2008, Gold Coast Blaze 2010 – 2011, Adelaide 36ers 2012 – Current.

**Career Highlights:** Has played 135 NBL games ... Career averages of 7.0 points and 4.3 rebounds ... Scored a career high of 30 points on 23 March 2002 for the Victoria Titans against Brisbane ... In 2005/06 season was ranked fourth in the NBL in defensive rebounds at 6.9 per game ... Played one college season at Kansas State in the US ... Junior association was the North Adelaide Rockets ... Helped his French Pro B side to the championship in 2005 and was the MVP of the Final ... In 2004 led his Polish team to the Polish Cup ... Has played professionally in New Zealand, Poland, Germany and France ... Member of the Australian Boomers team at the 2005 FIBA Oceania Championship ... Nickname is 'The Crow'.

**DOB:** 21.02.78

**Birth Place:** Adelaide, SA

**Height:** 204 cm

**Weight:** 108 kg

REGULAR SEASON STATS			FIELD GOALS				3 PTS			FREE THROWS			REBOUNDS					AVERAGES					
YEAR	TEAM	G	ATT	MD	%	ATT	MD	%	ATT	MD	%	OFF	DEF	TOTAL	ASS	STLS	BLKS	TOV	FLS	POINTS	RBD	ASS	PPG
98/99	CANBERRA	23	116	54	47				29	16	55	35	53	88	24	10	11	31	43	124	3.8	1.0	5.4
2000	MELBOURNE	14	32	10	31	2			4			3	10	13	4	2	1	6	12	20	.9	.3	1.4
2001	VICTORIA	6	14	8	57	1			8	6	75		7	7	3	2	2	3	9	22	1.2	.5	3.7
2002	VICTORIA	15	56	30	54	7	3	43	17	8	47	9	21	30	1	2	4	11	14	71	2.0	.1	4.7
2003	VICTORIA	27	271	138	51	17	1	6	86	43	50	51	112	163	33	11	25	54	70	320	6.0	1.2	11.9
2006	SYDNEY	21	258	126	49	45	7	16	50	32	64	59	145	204	59	18	17	66	80	291	9.7	2.8	13.9
2007	SINGAPORE	23	76	34	45	14	1	7	20	14	70	16	50	66	15	4	2	24	32	83	2.9	.7	3.6
2011	GOLD COAST	2	9	2	22	1			4	3	75	1	6	7	1			2	2	7	3.5	.5	3.5
		<b>131</b>	<b>832</b>	<b>402</b>	<b>48</b>	<b>87</b>	<b>12</b>	<b>14</b>	<b>218</b>	<b>122</b>	<b>56</b>	<b>174</b>	<b>404</b>	<b>578</b>	<b>140</b>	<b>49</b>	<b>62</b>	<b>197</b>	<b>262</b>	<b>938</b>	<b>4.4</b>	<b>1.1</b>	<b>7.2</b>
CAREER PLAYOFF STATS																							
2000	MELBOURNE	1																1	1				
2001	VICTORIA	1	3	2	67				2			1	1					1	2	4			4.0
2007	SINGAPORE	1										1	1							1.0			
		<b>3</b>	<b>3</b>	<b>2</b>	<b>67</b>				<b>2</b>			<b>2</b>	<b>2</b>					<b>2</b>	<b>3</b>	<b>4</b>	<b>.3</b>		<b>1.3</b>
CAREER STATS																							
		<b>134</b>	<b>835</b>	<b>404</b>	<b>48</b>	<b>87</b>	<b>12</b>	<b>14</b>	<b>220</b>	<b>122</b>	<b>55</b>	<b>174</b>	<b>405</b>	<b>579</b>	<b>140</b>	<b>49</b>	<b>62</b>	<b>199</b>	<b>265</b>	<b>942</b>	<b>4.3</b>	<b>1.0</b>	<b>7.0</b>



# Cairns Taipans







## Player Roster

NO.	PLAYER	POSITION	HEIGHT	DOB	BIRTHPLACE
0	Shane Edwards#	Forward	201 cm	31.05.87	Los Angeles, USA
1	Kerry Williams	Guard	181 cm	08.07.87	Bundaberg, QLD
3	Cameron Gliddon	Guard	195 cm	16.08.89	Bunbury, WA
5	Jamar Wilson#	Guard	185 cm	22.02.84	Bronx, NY, USA
8	Aaron Grabau	Guard	196 cm	08.02.78	Melbourne, VIC
9	Brad Hill	Guard/Forward	198 cm	19.11.86	Hahndorf, SA
10	Clint Steindl	Forward	201 cm	03.15.89	Mackay, QLD
11	Cameron Tragardh	Forward	209 cm	29.09.83	Brisbane, QLD
40	Alex Loughton	Forward	206 cm	03.05.83	Perth, WA
45	Dusty Rychart	Forward	197 cm	08.11.79	Grand Rapids, USA

# Import

**Development Players:** Matthew Adekponya, James Mitchell, Shaun Bruce, Matthew Andronicos

### COACHING STAFF

**Head Coach:** Aaron Fearne

**Assistant Coach:** Mick Downer

### Venue Info

**Venue:** Cairns Convention Centre,  
Corner Sheridan & Wharf Streets, Cairns QLD 4870



### Media Contact

**Contact Name:** Duncan Watts  
Marketing Manager

**Postal Address:** 289 Aumuller Street Cairns QLD 4870

**Phone Number:** (07)4041 3000

**Email Address:** duncan@taipans.com

taipans.com



# Schedule 2012/13

ROUND	GAME	DATE	HOME	AWAY	VENUE	TIP OFF
1	Sat	6/10/12	Cairns	Townsville	Cairns Convention Centre	7:30 PM
2	Fri	12/10/12	Cairns	Wollongong	Cairns Convention Centre	7:30 PM
3	Fri	19/10/12	Sydney	Cairns	Sydney Entertainment Centre	7:30 PM
3	Sat	20/10/12	Adelaide	Cairns	Adelaide Arena	7:30 PM
4	Sun	28/10/12	Cairns	Sydney	Cairns Convention Centre	3:00 PM
5	Fri	2/11/12	Townsville	Cairns	Townsville Entertainment Centre	7:30 PM
6	Sat	10/11/12	Cairns	New Zealand	Cairns Convention Centre	7:30 PM
7	Sat	17/11/12	Wollongong	Cairns	Wollongong Entertainment Centre	7:30 PM
8	Fri	23/11/12	Cairns	Sydney	Cairns Convention Centre	7:30 PM
9	Sun	2/12/12	Cairns	Wollongong	Cairns Convention Centre	4:00 PM
11	Thu	13/12/12	New Zealand	Cairns	Vector Arena	7:30 PM
11	Sun	16/12/12	Melbourne	Cairns	State Netball & Hockey Centre	2:00 PM
12	Mon	31/12/12	Cairns	New Zealand	Cairns Convention Centre	6:30 PM
13	Sat	5/01/13	Cairns	Perth	Cairns Convention Centre	7:30 PM
14	Fri	11/01/13	Wollongong	Cairns	Wollongong Entertainment Centre	7:30 PM
15	Fri	18/01/13	Perth	Cairns	Perth Arena	7:00 PM
16	Fri	25/01/13	Cairns	Melbourne	Cairns Convention Centre	7:30 PM
17	Sun	3/02/13	Melbourne	Cairns	State Netball & Hockey Centre	2:00 PM
18	Sat	9/02/13	Townsville	Cairns	Townsville Entertainment Centre	7:30 PM
19	Fri	15/02/13	Sydney	Cairns	Sydney Entertainment Centre	7:30 PM
19	Sat	16/02/13	Cairns	Adelaide	Cairns Convention Centre	7:30 PM
20	Fri	22/02/13	Cairns	Townsville	Cairns Convention Centre	7:30 PM
21	Fri	1/03/13	Cairns	Perth	Cairns Convention Centre	7:30 PM
22	Thu	7/03/13	New Zealand	Cairns	North Shore Events Centre	7:30 PM
22	Sat	9/03/13	Adelaide	Cairns	Adelaide Arena	7:30 PM
23	Fri	15/03/13	Cairns	Adelaide	Cairns Convention Centre	7:30 PM
23	Sun	17/03/13	Perth	Cairns	Perth Arena	4:00 PM
24	Fri	22/03/13	Cairns	Melbourne	Cairns Convention Centre	7:30 PM





## Results 2011/12

ROUND	DATE	HOME	RESULT	AWAY	VENUE	WIN/LOSS
1	8/10/11	Cairns Taipans	81-76	Townsville Crocodiles	Cairns Convention Centre	W
2	14/10/11	Townsville Crocodiles	95-67	Cairns Taipans	Townsville Entertainment Centre	L
2	16/10/11	Gold Coast Blaze	82-91	Cairns Taipans	Brisbane Convention Centre	W
4	28/10/11	Cairns Taipans	64-69	Wollongong Hawks	Cairns Convention Centre	L
5	6/11/11	Melbourne Tigers	80-63	Cairns Taipans	State Netball Hockey Centre	L
6	13/11/11	Cairns Taipans	64-70	Perth Wildcats	Cairns Convention Centre	L
7	17/11/11	Sydney Kings	67-85	Cairns Taipans	Sydney Entertainment Centre	W
7	20/11/11	Cairns Taipans	80-78	New Zealand Breakers	Cairns Convention Centre	W
9	2/12/11	Cairns Taipans	87-78	Gold Coast Blaze	Cairns Convention Centre	W
9	4/12/11	Sydney Kings	69-64	Cairns Taipans	Sydney Entertainment Centre	L
10	10/12/11	Cairns Taipans	79-77 OT	Melbourne Tigers	Cairns Convention Centre	W
11	16/12/11	New Zealand Breakers	85-65	Cairns Taipans	North Shore Events Centre	L
12	23/12/11	Melbourne Tigers	67-65	Cairns Taipans	State Netball Hockey Centre	L
13	31/12/11	Cairns Taipans	74-57	New Zealand Breakers	Cairns Convention Centre	W
14	7/01/12	Adelaide 36ers	67-72	Cairns Taipans	Adelaide Arena	W
15	13/01/12	Wollongong Hawks	59-61	Cairns Taipans	WIN Entertainment Centre	W
16	20/01/12	Cairns Taipans	74-80	Wollongong Hawks	Cairns Convention Centre	L
16	22/01/12	Adelaide 36ers	75-87	Cairns Taipans	Adelaide Arena	W
17	29/01/12	Gold Coast Blaze	76-49	Cairns Taipans	Gold Coast Convention Centre	L
18	3/02/12	Cairns Taipans	85-81	Townsville Crocodiles	Cairns Convention Centre	W
19	10/02/12	Cairns Taipans	76-67	Perth Wildcats	Cairns Convention Centre	W
20	17/02/12	Townsville Crocodiles	75-43	Cairns Taipans	Townsville Entertainment Centre	L
20	18/02/12	Cairns Taipans	77-56	Melbourne Tigers	Cairns Convention Centre	W
21	26/02/12	Perth Wildcats	78-83	Cairns Taipans	Challenge Stadium	W
22	3/03/12	Cairns Taipans	77-94	Gold Coast Blaze	Cairns Convention Centre	L
23	11/03/12	Perth Wildcats	94-59	Cairns Taipans	Challenge Stadium	L
24	17/03/12	Cairns Taipans	74-80	Sydney Kings	Cairns Convention Centre	L
25	23/03/12	Cairns Taipans	79-75	Adelaide 36ers	Cairns Convention Centre	W
Semis	30/03/12	New Zealand Breakers	82-99	Townsville Crocodiles	Vector Arena	W
Semis	5/04/12	Townsville Crocodiles	83-94	New Zealand Breakers	Townsville Entertainment Centre	L
Semis	7/04/12	New Zealand Breakers	97-80	Townsville Crocodiles	Vector Arena	L

## Career Single Game Highs For Selected Players (Player, All Time)

	PL	Field			3 point			Rebounds					F/Throws		Points		
		A	M	%	A	M	FL	AS	BL	ST	TO	OF	DE	TOT	A	M	TOT
<b>Gareth Dawson</b>	7	2	1	50	1	0	1	0	0	0	0	0	1	1	0	0	2
<b>Aaron Grabau</b>	393	16	9	100	10	4	6	6	3	5	5	7	8	10	19	9	28
<b>Brad Hill</b>	169	24	14	100	6	3	6	7	2	5	6	5	8	12	9	7	32
<b>Alex Loughton</b>	116	22	13	88	7	4	6	5	3	4	6	6	10	14	14	12	30
<b>James Mitchell</b>	9	2	1	100	0	0	1	1	0	1	0	1	1	2	2	2	2
<b>Dusty Rychart</b>	294	28	17	100	6	3	6	9	3	4	7	13	12	21	19	13	44
<b>Cameron Tragardh</b>	225	24	15	100	2	1	5	7	4	3	6	7	9	14	10	7	35
<b>Kerry Williams</b>	81	12	6	100	7	3	5	8	1	4	6	3	5	6	7	6	16
<b>Jamar Wilson</b>	27	22	11		5	4	4	6	1	2	7	4	8	10	14	11	27



## Year by Year

YEAR	WINS	LOSSES	POS	PLAYOFFS	COACH	CAPTAIN	MVP
99/00	2	26	11th	did not qualify	Rod Popp	Terry Johnson	not awarded
00/01	6	22	9th	did not qualify	Guy Molloy	Anthony Stewart	Aaron Trahair & Ben Knight
01/02	9	21	11th	did not qualify	Guy Molloy	Anthony Stewart	Jayson Wells
02/03	13	17	8th	did not qualify	Guy Molloy	Jayson Wells & Brad Davidson	Anthony Stewart & Ben Knight
03/04	16	17	6th	lost Quarter Finals	Guy Molloy	Brad Davidson	Marcus Timmons
04/05	11	21	10th	did not qualify	Guy Molloy	Anthony Stewart	Chris Burgess
05/06	18	14	5th	lost Semi Finals	Alan Black	Anthony Stewart & Darnell Mee	Martin Cattalini
06/07	17	16	6th	lost Semi Final	Alan Black	Anthony Stewart & Darnell Mee	Martin Cattalini
07/08	16	14	6th	lost Quarter Finals	Alan Black	Darnell Mee & Martin Cattalini	Nathan Jawai
08/09	11	19	9th	did not qualify	Alan Black / Mark Beecroft	Martin Cattalini	Martin Cattalini
09/10	11	17	6th	did not qualify	Aaron Fearne	Phill Jones	Dusty Rychart
10/11	16	12	3rd	lost Grand Final	Aaron Fearne	I.Crosswhite/A.Loughton/P.Jones	Ayinde Ubaka
11/12	15	13	5th	Did not qualify	Aaron Fearne	J.Wilson/A.Loughton/I.Crosswhite	Jamar Wilson





## Head Coach Aaron Fearne

Enters his fourth season as an NBL head coach ... Helped the Taipans to a 15-13 record in 2011/12 for a fifth-place finish ... Led the Cairns Taipans to the 2011 NBL Grand Final series where they lost to New Zealand 2-1, which was the first time the Taipans had made it to the title series ... His rookie head coaching season Cairns went 11-17 and finished seventh ... Was an Assistant Coach for the Taipans since the 2001-02 season, taking a leave of absence in 2008-09 to help former Taipans star Nathan Jawai prepare for the NBA ... One of only two people currently with the Cairns Taipans who have been with the club since inception (the other being Aaron Grabau) ... Took over coaching the Cairns Marlins in 2006 and in 2007 was awarded ABA Coach of the Year for leading the team to the National title against the Dandenong Rangers ... Coached and oversaw the Cairns Taipans Academy program since inception in 2001, helping five Academy members graduate to the College system in the US and two to the Australian Institute of Sport ... From 1999 - 2001 played with the Cairns Taipans ... Started with the Cairns Marlins as a player in the 1998 ABA competition ... Played in four National ABA tournaments winning two championships 1998 and 2004 ... Graduated 1997 from Mayville State University in North Dakota ... Played two seasons with Mayville and reached the National Tournament in both seasons.

YEAR	TEAM	REGULAR SEASON			FINALS		NOTES
		WIN	LOSS	POS	WIN	LOSS	
2010	Cairns Taipans	11	17	7th			Missed Finals
2011	Cairns Taipans	16	12	3rd	3	3	Lost Grand Final
2012	Cairns Taipans	15	13	5th	-	-	Missed Finals
<b>Total</b>		<b>42</b>	<b>41</b>		<b>3</b>	<b>3</b>	
<b>Overall Record</b>		<b>45</b>	<b>44</b>				



## #0 Shane Edwards | FORWARD

---

**NBL Clubs:** Cairns Taipans 2012 – Current.

**Career Highlights:** Played two seasons of US college basketball at University of Arkansas at Little Rock ... Named to the All Sun Belt First Team in 2009 ... Has played summer league with the NBA's Denver Nuggets ... Played in the NBA's D-League with the New Mexico Thunderbirds and the Canton Charge ... Also played professionally in Italy with Tezenis Verona.

**DOB:** 31.05.87

**Birth Place:** Los Angeles, USA

**Height:** 201 cm



# #1 Kerry Williams | GUARD

**NBL Clubs:** Cairns Taipans 2009 – Current.

**Career Highlights:** Member of the Cairns Taipans team that finished runners-up in 2011 but missed most of the season due to a knee injury ... Scored a career-high 16 points on 14 February 2009 against South Dragons ... NBL debut vs. Dragons 13 September 2008 with 7 points, 2 assists and 2 rebounds in 17 minutes ... Played for the Cairns Marlins in the QABL ... Averaged 15.5 points, 5.5 rebounds and 3.4 assists for the Marlins in 2008.

**DOB:** 08.07.87

**Birth Place:** Cairns, QLD

**Height:** 181 cm

REGULAR SEASON STATS			FIELD GOALS			3 PTS			FREE THROWS			REBOUNDS									AVERAGES			
YEAR	TEAM	G	ATT	MD	%	ATT	MD	%	ATT	MD	%	OFF	DEF	TOTAL	ASS	STLS	BLKS	TOV	FLS	POINTS	RBD	ASS	PPG	
2009	CAIRNS	25	134	46	34	44	16	36	67	46	69	15	32	47	54	33	3	49	27	154	1.9	2.2	6.2	
2010	CAIRNS	28	176	67	38	66	16	24	40	24	60	16	42	58	58	11	3	37	53	174	2.1	2.1	6.2	
2012	CAIRNS	28	91	28	31	36	9	25	12	5	42	12	24	36	28	24	2	24	37	70	1.3	1.0	2.5	
		<b>81</b>	<b>401</b>	<b>141</b>	<b>35</b>	<b>146</b>	<b>41</b>	<b>28</b>	<b>119</b>	<b>75</b>	<b>63</b>	<b>43</b>	<b>98</b>	<b>141</b>	<b>140</b>	<b>68</b>	<b>8</b>	<b>110</b>	<b>117</b>	<b>398</b>	<b>1.7</b>	<b>1.7</b>	<b>4.9</b>	
<b>CAREER STATS</b>			<b>81</b>	<b>401</b>	<b>141</b>	<b>35</b>	<b>146</b>	<b>41</b>	<b>28</b>	<b>119</b>	<b>75</b>	<b>63</b>	<b>43</b>	<b>98</b>	<b>141</b>	<b>140</b>	<b>68</b>	<b>8</b>	<b>110</b>	<b>117</b>	<b>398</b>	<b>1.7</b>	<b>1.7</b>	<b>4.9</b>



## #3 Cameron Gliddon | GUARD

---

**NBL Clubs:** Cairns Taipans 2009 – Current.

**Career Highlights:** Entering his rookie NBL season after a successful college career ... Played for Concordia University Irvine 2009-2012 ... Golden State Athletic Conference Champion 2012 ... Golden State Athletic Conference Player of the Year 2011-2012 ... National Association of Intercollegiate Athletics D1 Champion 2012 ... All-NAIA D1 All-Tournament MVP 2012 ... All-NAIA D1 1st Team 2012 ... Australian University National Team 2011 ... Australian U19 National Team 06-07 ... twice named Western Australia Player of the Year.

**DOB:** 16.08.89

**Birth Place:** Bunbury, WA

**Height:** 195 cm

**Weight:** 86 kg





## #5 Jamar Wilson | GUARD

**NBL Clubs:** Cairns Taipans 2011 – Current.

**Career Highlights:** Joined the Cairns Taipans prior to the 2011/12 season as an import ... Averaged 17.3 points per game in 2011/12 regular season to finish second in scoring in the league ... Was second in voting for the 2012 NBL MVP award behind Perth's Kevin Lisch ... Was named to the NBL's All-NBL Second Team in 2012 ... Was NBL Player of the Week in Round Seven of the 2011/12 season ... 2006 America East Conference Player of the Year ... Unanimous first-team all-conference selection ... Associated Press honorable mention All-American ... 2005-06 UAlbany Male Student-Athlete of the Year ... NABC All-District II second team ... First player in school history to combine for more than 1,400 points and 300 assists in a career ... Third on UAlbany's all-time scoring list with 1,544 points and seventh in career assists with 329 ... 2003 America East Rookie of the Year ... 2005-06 America East's second-leading scorer at 17.7 points per game ... Also third in assists (3.9 pg), 10th in steals (1.3 pg) and third in free throw percentage (.850) ... Second-best single-season scoring total in school history with 567 points.

**DOB:** 22.02.84

**Birth Place:** Bronx, New York, USA

**Height:** 185 cm

REGULAR SEASON STATS		FIELD GOALS				3 PTS			FREE THROWS			REBOUNDS								AVERAGES			
YEAR	TEAM	G	ATT	MD	%	ATT	MD	%	ATT	MD	%	OFF	DEF	TOTAL	ASS	STLS	BLKS	TOV	FLS	POINTS	RBD	ASS	PPG
2012	CAIRNS	27	367	167	46	57	16	28	147	117	80	38	105	143	83	15	3	86	59	467	5.3	3.1	17.3
<b>CAREER STATS</b>		27	367	167	46	57	16	28	147	117	80	38	105	143	83	15	3	86	59	467	5.3	3.1	17.3



## #8 Aaron Grabau | GUARD

**NBL Clubs:** Geelong Supercats 1996, Cairns Taipans 2000 – Current.

**Career Highlights:** Came third in voting for the NBL's Best Sixth Man award in 2011/12 ... Member of the Taipans team that finished runners-up in 2010/11 ... Only remaining member of the inaugural Taipans team ... Has had his number 8 retired by the Taipans ... Taipans all-time leader in games played, rebounds, steals and second in club history in scoring as well as third in assists ... Voted second for NBL Best Defensive Player for 2008 ... Scored a career high 28 points against Townsville in January 2005 ... Exploded for 16 points in the first quarter of that match ... Scored 5 points in the Taipans first-ever NBL game against Melbourne in October 1999.

**DOB:** 08.02.78

**Birth Place:** Melbourne, VIC

**Height:** 196 cm

**Weight:** 98 kg

REGULAR SEASON STATS			FIELD GOALS			3 PTS			FREE THROWS			REBOUNDS						AVERAGES					
YEAR	TEAM	G	ATT	MD	%	ATT	MD	%	ATT	MD	%	OFF	DEF	TOTAL	ASS	STLS	BLKS	TOV	FLS	POINTS	RBD	ASS	PPG
1996	GEE LONG	11	8	1	13	1			4	3	75	4	3	7	2	1	2	7	14	5	.6	.2	.5
2000	CAIRNS	28	249	88	35	74	17	23	31	21	68	61	84	145	38	39	19	36	88	214	5.2	1.4	7.6
2001	CAIRNS	28	155	65	42	53	20	38	17	12	71	38	63	101	37	25	7	18	70	162	3.6	1.3	5.8
2002	CAIRNS	29	77	32	42	33	14	42	35	23	66	16	28	44	16	7		23	51	101	1.5	.6	3.5
2003	CAIRNS	28	104	40	38	33	13	39	42	26	62	20	15	35	23	14	1	24	46	119	1.3	.8	4.3
2004	CAIRNS	33	209	88	42	79	24	30	67	51	76	36	48	84	41	37	8	37	80	251	2.5	1.2	7.6
2005	CAIRNS	32	233	104	45	91	35	38	109	86	79	38	51	89	50	37	13	49	84	329	2.8	1.6	10.3
2006	CAIRNS	23	119	43	36	56	20	36	66	48	73	15	29	44	21	13	4	23	47	154	1.9	.9	6.7
2007	CAIRNS	33	306	131	43	146	57	39	130	94	72	48	85	133	45	42	11	45	88	413	4.0	1.4	12.5
2008	CAIRNS	20	121	46	38	60	19	32	56	41	73	21	41	62	36	30	6	26	51	152	3.1	1.8	7.6
2009	CAIRNS	30	195	77	39	74	28	38	67	53	79	34	65	99	47	32	5	38	67	235	3.3	1.6	7.8
2010	CAIRNS	26	125	56	45	52	18	35	44	32	73	31	37	68	26	13	8	29	46	162	2.6	1.0	6.2
2011	CAIRNS	28	88	32	36	41	11	27	22	15	68	27	47	74	11	10	5	17	46	90	2.6	.4	3.2
2012	CAIRNS	28	137	58	42	93	42	45	44	39	89	26	64	90	21	18	10	21	49	197	3.2	.8	7.0
		<b>377</b>	<b>2126</b>	<b>861</b>	<b>40</b>	<b>886</b>	<b>318</b>	<b>36</b>	<b>734</b>	<b>544</b>	<b>74</b>	<b>415</b>	<b>660</b>	<b>1075</b>	<b>414</b>	<b>318</b>	<b>99</b>	<b>393</b>	<b>827</b>	<b>2584</b>	<b>2.9</b>	<b>1.1</b>	<b>6.9</b>
CAREER PLAYOFF STATS																							
2004	CAIRNS	2	20	9	45	6	3	50	2	2	100	3	7	10	3	5		5	7	23	5.0	1.5	11.5
2006	CAIRNS	4	26	11	42	15	5	33	8	7	88	10	12	22	2	7	1	7	12	34	5.5	.5	8.5
2007	CAIRNS	4	42	18	43	19	8	42	8	6	75	6	17	23	10	6		8	12	50	5.8	2.5	12.5
2011	CAIRNS	6	8	4	50	7	4	57	8	7	88	4	10	14	2	3	1	2	7	19	2.3	.3	3.2
		<b>16</b>	<b>96</b>	<b>42</b>	<b>44</b>	<b>47</b>	<b>20</b>	<b>43</b>	<b>26</b>	<b>22</b>	<b>85</b>	<b>23</b>	<b>46</b>	<b>69</b>	<b>17</b>	<b>21</b>	<b>2</b>	<b>22</b>	<b>38</b>	<b>126</b>	<b>4.3</b>	<b>1.1</b>	<b>7.9</b>
CAREER STATS																							
		<b>393</b>	<b>2222</b>	<b>903</b>	<b>41</b>	<b>933</b>	<b>338</b>	<b>36</b>	<b>760</b>	<b>566</b>	<b>74</b>	<b>438</b>	<b>706</b>	<b>1144</b>	<b>431</b>	<b>339</b>	<b>101</b>	<b>415</b>	<b>865</b>	<b>2710</b>	<b>2.9</b>	<b>1.1</b>	<b>6.9</b>



## #9 Brad Hill | GUARD

**NBL Clubs:** Adelaide 36ers 2005 – 2007, South Dragons 2008, Adelaide 36ers 2009 – 2011, Cairns Taipans 2011 – Current.

**Career Highlights:** Joined Adelaide prior to the 2011/12 season after spending seven seasons with the Adelaide 36ers ... In 2011/12 had a season-high 19 points against Wollongong on 28 October 2011 ... In 2005 Had 17 points, 3 rebounds and 3 assists in his first home game as an 18 year old in a win against the Melbourne Tigers ... Had his first career start for Adelaide in Perth (14/1/06) and scored 19 points in a 116-110 win ... Spent 2007-08 in Melbourne with the South Dragons while rehabilitating shoulder injury ... Scored a career high 32 points in a 2009 elimination final against New Zealand in Auckland Member of the AIS basketball program in 2004 and 2005 ... Leading scorer of AIS Team in 2005 SEABL season, averaging 18 ppg ... Member Of Australian Under 19 team at Albert Schweitzer Tournament 2004 ... Member Of Australian U/21 team world Championships 2005 ... Missed the majority of 2006-2007 seasons due to a serious arm and shoulder injury ... Member of the 2009 Australian Boomers Squad.

**DOB:** 19.11.86

**Birth Place:** Hahndorf, SA

**Height:** 198 cm

**Weight:** 90 kg

REGULAR SEASON STATS			FIELD GOALS				3 PTS			FREE THROWS			REBOUNDS					AVERAGES					
YEAR	TEAM	G	ATT	MD	%	ATT	MD	%	ATT	MD	%	OFF	DEF	TOTAL	ASS	STLS	BLKS	TOV	FLS	POINTS	RBD	ASS	PPG
2005	ADELAIDE	8	54	22	41	14	5	36	26	19	73	4	9	13	12	2	1	13	9	68	1.6	1.5	8.5
2006	ADELAIDE	31	204	74	36	69	18	26	71	40	56	26	35	61	25	10	5	48	49	206	2.0	.8	6.6
2007	ADELAIDE	10	30	13	43	8	3	38	20	15	75	11	14	25	11	2		19	19	44	2.5	1.1	4.4
2008	SOUTH	4	3	1	33	1						1	1	2	1	1	1			2	.5	.3	.5
2009	ADELAIDE	30	222	91	41	40	7	18	64	41	64	34	76	110	43	16	8	51	55	230	3.7	1.4	7.7
2010	ADELAIDE	27	170	72	42	39	13	33	59	41	69	20	62	82	50	14	5	40	53	198	3.0	1.9	7.3
2011	ADELAIDE	28	198	88	44	45	12	27	76	53	70	31	63	94	38	31	8	38	64	241	3.4	1.4	8.6
2012	CAIRNS	28	204	91	45	33	2	6	62	32	52	45	83	128	47	12	10	46	53	216	4.6	1.7	7.7
		<b>166</b>	<b>1085</b>	<b>452</b>	<b>42</b>	<b>249</b>	<b>60</b>	<b>24</b>	<b>378</b>	<b>241</b>	<b>64</b>	<b>172</b>	<b>343</b>	<b>515</b>	<b>227</b>	<b>88</b>	<b>38</b>	<b>255</b>	<b>302</b>	<b>1205</b>	<b>3.1</b>	<b>1.4</b>	<b>7.3</b>
CAREER PLAYOFF STATS																							
2005	ADELAIDE	1	7	3	43	2	2	100	2	2	100	1	2	3				1	1	10	3.0	.0	10.0
2006	ADELAIDE	1																		.0	.0	.0	
2009	ADELAIDE	1	24	14	58	2	2	100	6	2	33	1	3	4	1			2		32	4.0	1.0	32.0
		<b>3</b>	<b>31</b>	<b>17</b>	<b>55</b>	<b>4</b>	<b>4</b>	<b>100</b>	<b>8</b>	<b>4</b>	<b>50</b>	<b>2</b>	<b>5</b>	<b>7</b>	<b>1</b>	<b>3</b>	<b>1</b>	<b>42</b>	<b>2.3</b>	<b>.3</b>	<b>14.0</b>	<b>.3</b>	<b>14.0</b>
CAREER STATS																							
		<b>169</b>	<b>1116</b>	<b>469</b>	<b>42</b>	<b>253</b>	<b>64</b>	<b>25</b>	<b>386</b>	<b>245</b>	<b>63</b>	<b>174</b>	<b>348</b>	<b>522</b>	<b>228</b>	<b>88</b>	<b>38</b>	<b>258</b>	<b>303</b>	<b>1247</b>	<b>3.1</b>	<b>1.3</b>	<b>7.4</b>



## #10 Clint Steindl | FORWARD

---

**NBL Clubs:** Cairns Taipans 2012 – Current.

**Career Highlights:** Enters his rookie NBL season in 2012/13 ... Played at St. Mary's College, California, USA ... Led his US college team to the West Coast Conference Regular Season Championship in 2012 ... Participated in the 2011 YouYi Games with the Australian Boomers ... Was a member of the Australian Universities National Team in 2011 ... Played for AIS in 2007-08...Member of the Australian U19 National Team in 2007.

**DOB:** 15.03.89

**Birth Place:** Mackay, QLD

**Height:** 199 cm

**Weight:** 88 kg



# #11 Cameron Tragardh | FORWARD

**NBL Clubs:** Townsville Crocodiles 2004 – 2006, Brisbane Bullets 2007, Wollongong Hawks 2008 – 2010, Melbourne Tigers 2010 – 2012, Cairns Taipans 2012 – Current.

**Career Highlights:** Joins the Taipans from the Melbourne Tigers, where he was captain for the 2011/12 season ... Named to the All-NBL Second Team in 2011/12 ... Won the NBL Player of the Month award for December 2011 and was Round 13 NBL Player of the Week in 2011/12 ... Toured internationally with the Australian Boomers in 2011 ... Has averaged double-figure scoring for the past five straight seasons ... In 2010/11 averaged 11.9 points and 4.5 rebounds in 22 games ... Signed with Melbourne in 2010 after three seasons in Wollongong ... Averaged 14.7 points per game and a career-high 5.4 rebounds in season 2009/10 ... Helped the Wollongong Hawks to the NBL Grand Final series in 2010 where they were runners-up to Perth ... Scored a career high 32 points against the Bullets in February 2008 ... Also posted 30 points against the Taipans in October 2007 ... Also cleaned up a career best 14 rebounds in that match ... Won the NBL Most Improved Player award for the 2008 season ... Increased his scoring from 3.5 points in his first 84 games to averaging 17.6 ppg in 2008 ... Was a member of the Australian team at the 2003 World University Games in Daegu, Korea ... Played for Oral Roberts University in NCAA Division 1 in 2002 and 2003 ... Led the ABA nationally in scoring in 2002 with 34 points per game.

**DOB:** 29.09.83

**Birth Place:** Brisbane, QLD

**Height:** 209 cm

**Weight:** 112 kg

REGULAR SEASON STATS			FIELD GOALS				3 PTS			FREE THROWS			REBOUNDS						AVERAGES				
YEAR	TEAM	G	ATT	MD	%	ATT	MD	%	ATT	MD	%	OFF	DEF	TOTAL	ASS	STLS	BLKS	TOV	FLS	POINTS	RBD	ASS	PPG
2004	TOWNSVILLE	30	120	53	44	3			19	12	63	31	25	56	8	3	5	13	23	118	1.9	.3	3.9
2005	TOWNSVILLE	25	70	31	44	5			22	12	55	14	24	38	6	3	2	13	17	74	1.5	.2	3.0
2006	TOWNSVILLE	23	65	28	43	2			21	15	71	11	19	30	6	1		9	7	71	1.3	.3	3.1
2007	BRISBANE	4	24	16	67	1						2	7	9	1		4	4	10	32	2.3	.3	8.0
2008	WOLLONGONG	29	411	220	54	8	3	38	107	66	62	73	152	225	37	13	7	51	64	509	7.8	1.3	17.6
2009	WOLLONGONG	28	319	174	55	1			97	64	66	58	74	132	19	12	9	33	61	412	4.7	.7	14.7
2010	WOLLONGONG	28	346	175	51	6			97	54	56	47	102	149	38	15	12	53	5	404	5.3	1.4	14.4
2011	MELBOURNE	22	233	110	47	68	41	60	45	55	100	40	10	2	35	33	261	4.5	1.8	11.9	5.3	1.4	14.4
2012	MELBOURNE	28	387	207	53	82	42	51	50	99	149	40	8	11	35	65	456	5.3	1.4	16.3	5.3	1.4	14.4
		<b>217</b>	<b>1975</b>	<b>1014</b>	<b>51</b>	<b>26</b>	<b>3</b>	<b>12</b>	<b>513</b>	<b>306</b>	<b>60</b>	<b>331</b>	<b>557</b>	<b>888</b>	<b>195</b>	<b>65</b>	<b>52</b>	<b>246</b>	<b>335</b>	<b>2337</b>	<b>4.1</b>	<b>.9</b>	<b>10.8</b>
CAREER PLAYOFF STATS																							
2005	TOWNSVILLE	2	2	1	50							1	1	2					1	2	1.0		1.0
2010	WOLLONGONG	6	73	44	60				10	8	80	18	15	33	6	5	3	15	11	96	5.5	1.0	16.0
		<b>8</b>	<b>75</b>	<b>45</b>	<b>60</b>	<b>10</b>	<b>8</b>	<b>80</b>	<b>19</b>	<b>16</b>	<b>35</b>	<b>6</b>	<b>5</b>	<b>3</b>	<b>15</b>	<b>12</b>	<b>98</b>	<b>4.4</b>	<b>.8</b>	<b>12.3</b>	<b>4.4</b>	<b>.8</b>	<b>12.3</b>
CAREER STATS																							
		<b>225</b>	<b>2050</b>	<b>1059</b>	<b>52</b>	<b>26</b>	<b>3</b>	<b>12</b>	<b>523</b>	<b>314</b>	<b>60</b>	<b>350</b>	<b>573</b>	<b>923</b>	<b>201</b>	<b>70</b>	<b>55</b>	<b>261</b>	<b>347</b>	<b>2435</b>	<b>4.1</b>	<b>.9</b>	<b>10.8</b>



## #40 Alex Loughton | FORWARD

**NBL Clubs:** Perth Wildcats 2007 – 2009, Cairns Taipans 2010 – Current.

**Career Highlights:** In 2011/12 had a season-high 22 points against the NZ Breakers on 20 November 2011 ... Named NBL Player of the Week in Round 21 of the 2011/12 season ... Member of the Cairns Taipans team that finished runners-up in 2011 ... Recorded his career-high score of 30 points against the South Dragons on 19 January 2008 ... Played two seasons for the Perth Wildcats from 2007 - 2009 ... Was runner-up to Nathan Jawai as Rookie of the Year in 2008 ... Played for Old Dominion University (NCAA) 2002-2006 ... In 2010 Signed a three-year deal with the Cairns Taipans following a season with Spanish club Ourense Baloncesto ... 2009 Named in the Colonial Athletic Association Silver Anniversary Team for his time at Old Dominion University; Boomers squad selection ... 2006 Signed with Aguas Gandia (Spain) 2005 CAA Player of the Year and Tournament MVP; First team NABC All-District IV ... 2004 Career best of 45 points and 15 rebounds for ODU against Charlotte ... 2001 AIS Scholarship ... Australian U20 team selection.

**DOB:** 03.05.83

**Birth Place:** Perth, WA

**Height:** 206 cm

**Weight:** 110 kg

REGULAR SEASON STATS		FIELD GOALS				3 PTS			FREE THROWS			REBOUNDS						AVERAGES					
YEAR	TEAM	G	ATT	MD	%	ATT	MD	%	ATT	MD	%	OFF	DEF	TOTAL	ASS	STLS	BLKS	TOV	FLS	POINTS	RBD	ASS	PPG
2008	PERTH	27	325	163	50	42	20	48	87	59	68	60	137	197	48	30	17	56	100	405	7.3	1.8	15.0
2009	PERTH	30	304	144	47	67	27	40	86	68	79	34	95	129	56	20	12	59	103	383	4.3	1.9	12.8
2011	CAIRNS	25	250	114	46	51	18	35	84	66	79	49	96	145	36	11	18	43	72	312	5.8	1.4	12.5
2012	CAIRNS	23	244	105	43	65	18	28	51	43	84	29	87	116	36	23	10	41	67	271	5.0	1.6	11.8
		<b>105</b>	<b>1123</b>	<b>526</b>	<b>47</b>	<b>225</b>	<b>83</b>	<b>37</b>	<b>308</b>	<b>236</b>	<b>77</b>	<b>172</b>	<b>415</b>	<b>587</b>	<b>176</b>	<b>84</b>	<b>57</b>	<b>199</b>	<b>342</b>	<b>1371</b>	<b>5.6</b>	<b>1.7</b>	<b>13.1</b>
CAREER PLAYOFF STATS																							
2008	PERTH	4	40	13	33	10	3	30	16	14	88	6	14	20	7	2	1	4	12	43	5.0	1.8	10.8
2009	PERTH	1	12	6	50	5	3	60	6	4	67	1	2	3	5	1	1	1	1	19	3.0	5.0	19.0
2011	CAIRNS	6	63	16	25	18	3	17	20	17	85	8	18	26	12	7	4	14	17	52	4.3	2.0	8.7
		<b>11</b>	<b>115</b>	<b>35</b>	<b>30</b>	<b>33</b>	<b>9</b>	<b>27</b>	<b>42</b>	<b>35</b>	<b>83</b>	<b>15</b>	<b>34</b>	<b>49</b>	<b>24</b>	<b>10</b>	<b>6</b>	<b>19</b>	<b>30</b>	<b>114</b>	<b>4.5</b>	<b>2.2</b>	<b>10.4</b>
CAREER STATS																							
		<b>116</b>	<b>1238</b>	<b>561</b>	<b>45</b>	<b>258</b>	<b>92</b>	<b>36</b>	<b>350</b>	<b>271</b>	<b>77</b>	<b>187</b>	<b>449</b>	<b>636</b>	<b>200</b>	<b>94</b>	<b>63</b>	<b>218</b>	<b>372</b>	<b>1485</b>	<b>5.5</b>	<b>1.7</b>	<b>12.8</b>





# #45 Dusty Rychart | FORWARD

**NBL Clubs:** Victoria Giants 2002, Adelaide 36ers 2002/03, 2003/04 – 2005/06, Brisbane Bullets 2006/07 – 2008, Wollongong Hawks 2008 – 2009, Cairns Taipans 2009 – Current.

**Career Highlights:** Joined the Cairns Taipans prior to the 2009/10 season ... Member of the Cairns Taipans team that finished runners-up in 2011 ... Was ranked third in the NBL in scoring in 2004/05 averaging 21.4ppg for Adelaide ... Won a Championship with the Bullets in 2007 ... All-NBL Second Team in 2005 ... All-NBL Third Team in 2006 ... Finished sixth in the NBL in offensive rebounds, and fourth in total rebounds in 2008-09 ... Was the league's leading offensive rebounder in 2004 at 4.9 per game ... Scored a career high 44 points against the Breakers in October 2005 ... Scored 40 points against Sydney in January 2005 ... Pulled in a career best 21 rebounds vs. Melbourne in January 2005 ... Played 14 games for Victoria Giants in 2003 before being released and snapped up by Adelaide and helping them into the playoffs ... Played with the University of Minnesota between 1997 and 2002 ... Was selected to the Big Ten All-Conference Team in 2001/02.

**DOB:** 08.11.78

**Birth Place:** Grand Rapids, Michigan, USA

**Height:** 197 cm

**Weight:** 100 kg

REGULAR SEASON STATS			FIELD GOALS			3 PTS			FREE THROWS			REBOUNDS						AVERAGES					
YEAR	TEAM	G	ATT	MD	%	ATT	MD	%	ATT	MD	%	OFF	DEF	TOTAL	ASS	STLS	BLKS	TOV	FLS	POINTS	RBD	ASS	PPG
2003	ADELAIDE	21	290	155	53	13	3	23	91	55	60	77	95	172	22	19	11	48	77	368	8.2	1.0	17.5
2004	ADELAIDE	29	550	256	47	19	5	26	159	112	70	141	143	284	56	40	11	74	107	629	9.8	1.9	21.7
2005	ADELAIDE	31	569	277	49	30	8	27	159	101	64	142	187	329	89	29	14	84	99	663	10.6	2.9	21.4
2006	ADELAIDE	30	463	229	49	28	10	36	151	89	59	122	156	278	66	25	6	87	97	557	9.3	2.2	18.6
2007	BRISBANE	33	433	223	52	1	1	100	113	60	53	101	180	281	53	32	25	73	109	507	8.5	1.6	15.4
2008	BRISBANE	29	395	214	54	7	1	14	70	42	60	112	160	272	48	22	13	49	91	471	9.4	1.7	16.2
2009	WOLLONGONG	30	361	183	51	49	18	37	105	69	66	86	169	255	49	24	18	67	91	453	8.5	1.6	15.1
2010	CAIRNS	28	267	140	52	22	10	45	69	42	61	63	127	190	45	10	5	72	64	332	6.8	1.6	11.9
2011	CAIRNS	28	221	99	45	10	1	10	41	28	68	71	102	173	33	8	12	50	59	227	6.2	1.2	8.1
2012	CAIRNS	14	93	40	43	2	11	8	73	28	42	70	10	6	2	21	35	88	5.0	.7	6.3	1.6	11.9
		<b>273</b>	<b>3642</b>	<b>1816</b>	<b>50</b>	<b>181</b>	<b>57</b>	<b>31</b>	<b>969</b>	<b>606</b>	<b>63%</b>	<b>943</b>	<b>1361</b>	<b>2304</b>	<b>471</b>	<b>215</b>	<b>117</b>	<b>625</b>	<b>829</b>	<b>4295</b>	<b>8.4</b>	<b>1.7</b>	<b>15.7</b>
CAREER PLAYOFF STATS																							
2003	ADELAIDE	3	36	17	47				8	8	100	8	10	18	1	5	1	7	9	42	6.0	.3	14.0
2004	ADELAIDE	1	18	10	56	1			7	7	100	6	6	12	1		4	4	27	12.0		27.0	
2005	ADELAIDE	1	17	8	47	1			8	5	63	10	6	16	3	2	1	5	21	16.0	3.0	21.0	
2006	ADELAIDE	1	21	10	48	2	1	50	6	4	67	6	2	8			3	4	25	8.0		25.0	
2007	BRISBANE	6	69	39	57	1			8	2	25	17	19	36	4	6	4	9	22	80	6.0	.7	13.3
2008	BRISBANE	3	44	21	48				10	6	60	8	17	25	11	3	2	3	4	48	8.3	3.7	16.0
2011	CAIRNS	6	57	27	47	3	1	33	2	1	50	11	20	31	7	3	2	11	16	56	5.2	1.2	9.3
		<b>21</b>	<b>262</b>	<b>132</b>	<b>50</b>	<b>8</b>	<b>2</b>	<b>25</b>	<b>49</b>	<b>33</b>	<b>67</b>	<b>66</b>	<b>80</b>	<b>146</b>	<b>26</b>	<b>20</b>	<b>9</b>	<b>38</b>	<b>64</b>	<b>299</b>	<b>7.0</b>	<b>1.2</b>	<b>14.2</b>
CAREER STATS																							
		<b>294</b>	<b>3904</b>	<b>1948</b>	<b>50</b>	<b>189</b>	<b>59</b>	<b>31</b>	<b>1018</b>	<b>639</b>	<b>63</b>	<b>1009</b>	<b>1441</b>	<b>2450</b>	<b>497</b>	<b>235</b>	<b>126</b>	<b>663</b>	<b>893</b>	<b>4594</b>	<b>8.3</b>	<b>1.7</b>	<b>15.6</b>



MELBOURNE  
**TIGERS**

# Melbourne Tigers



# Player Roster

NO.	PLAYER	POSITION	HEIGHT	DOB	BIRTHPLACE
1	Nate Tomlinson	Guard	190 cm	24/07/1989	Melbourne, VIC
5	Tommy Greer	Forward	200 cm	29/12/1983	Melbourne, VIC
9	Bennie Lewis	Guard	203 cm	29/06/1987	Melbourne, VIC
12	Kevin Braswell #	Guard	188 cm	23/01/1979	Baltimore, Maryland, USA
13	Liam Rush	Forward	202 cm	29/01/1982	Broome, WA
20	Seth Scott #	Forward	208 cm	02/11/1981	Orem, USA
22	Matt Burston	Forward/Centre	211 cm	25/11/1982	Perth, WA
24	Lucas Walker	Forward	203 cm	06/12/1984	West Launceston, TAS
43	Chris Goulding	Guard	193 cm	24/10/1988	Launceston, TAS
54	Adam Ballinger	Forward	205 cm	08/18/1979	Bluffton, Indiana, USA

# Import

**Development Players:** Owen Odigie, Lachlan Winter

### COACHING STAFF

**Head Coach:** Chris Anstey

**Assistant Coach:** Rohan Short

## Venue Info

**Venue:** Hisense Arena, Melbourne & Olympic Parks  
Batman Avenue, Melbourne VIC 3000

**Venue:** State Netball Hockey Centre,  
10 Brens Drive, Parkville VIC 3051



## Media Contact

**Contact Name:** Samantha Charlton  
Marketing & Communications Manager

**Postal Address:** Level 14, 600 St. Kilda Road Melbourne VIC 3004

**Phone Number:** 03 9099 5500

**Mobile:** 0407 369 964

**Email Address:** sam@tigers.com.au

# Schedule 2012/13

ROUND	GAME	DATE	HOME	AWAY	VENUE	TIP OFF
1	Sun	7/10/12	Adelaide	Melbourne	Adelaide Arena	1:30 PM
2	Fri	12/10/12	Sydney	Melbourne	Sydney Entertainment Centre	7:30 PM
3	Sun	21/10/12	Melbourne	Perth	Hisense Arena	2:00 PM
4	Fri	26/10/12	Melbourne	New Zealand	Hisense Arena	7:30 PM
5	Sun	4/11/12	Melbourne	Townsville	Hisense Arena	3:00 PM
6	Fri	9/11/12	Melbourne	Adelaide	Hisense Arena	7:30 PM
7	Sun	18/11/12	Melbourne	Sydney	Hisense Arena	2:00 PM
8	Sun	25/11/12	Melbourne	Wollongong	State Netball & Hockey Centre	2:00 PM
9	Fri	30/11/12	New Zealand	Melbourne	North Shore Events Centre	7:30 PM
10	Sat	8/12/12	Townsville	Melbourne	Townsville Entertainment Centre	7:30 PM
11	Sun	16/12/12	Melbourne	Cairns	State Netball & Hockey Centre	2:00 PM
12	Mon	31/12/12	Wollongong	Melbourne	Wollongong Entertainment Centre	6:30 PM
13	Sun	6/01/13	Melbourne	Sydney	State Netball & Hockey Centre	2:00 PM
14	Sun	13/01/13	Perth	Melbourne	Perth Arena	4:00 PM
15	Fri	18/01/13	Sydney	Melbourne	Sydney Entertainment Centre	7:30 PM
16	Fri	25/01/13	Cairns	Melbourne	Cairns Convention Centre	7:30 PM
16	Sun	27/01/13	Melbourne	Adelaide	State Netball & Hockey Centre	2:00 PM
17	Sun	3/02/13	Melbourne	Cairns	State Netball & Hockey Centre	2:00 PM
18	Fri	8/02/13	Wollongong	Melbourne	Wollongong Entertainment Centre	7:30 PM
18	Sun	10/02/13	Adelaide	Melbourne	Adelaide Arena	1:30 PM
19	Sun	17/02/13	Melbourne	Perth	State Netball & Hockey Centre	2:00 PM
20	Thu	21/02/13	Perth	Melbourne	Perth Arena	7:00 PM
21	Sat	2/03/13	Melbourne	Wollongong	State Netball & Hockey Centre	7:30 PM
22	Sun	10/03/13	Melbourne	New Zealand	Hisense Arena	1:00 PM
23	Thu	14/03/13	New Zealand	Melbourne	North Shore Events Centre	7:30 PM
23	Sun	17/03/13	Townsville	Melbourne	Townsville Entertainment Centre	12:00 PM
24	Fri	22/03/13	Cairns	Melbourne	Cairns Convention Centre	7:30 PM
24	Sun	24/03/13	Melbourne	Townsville	Hisense Arena	1:00 PM

## Results 2011/12

ROUND	DATE	HOME	RESULT	AWAY	VENUE	WIN/LOSS
1	7/10/11	Melbourne Tigers	82-76	Sydney Kings	State Netball Hockey Centre	W
2	14/10/11	Perth Wildcats	92-76	Melbourne Tigers	Challenge Stadium	L
3	22/10/11	Melbourne Tigers	67-64	New Zealand Breakers	State Netball Hockey Centre	W
4	30/10/11	Wollongong Hawks	74-82	Melbourne Tigers	WIN Entertainment Centre	W
5	4/11/11	Sydney Kings	76-94	Melbourne Tigers	Sydney Entertainment Centre	W
5	6/11/11	Melbourne Tigers	80-63	Cairns Taipans	State Netball Hockey Centre	W
6	11/11/11	Melbourne Tigers	88-95	Townsville Crocodiles	State Netball Hockey Centre	L
7	18/11/11	Melbourne Tigers	87-82	Perth Wildcats	State Netball Hockey Centre	W
7	19/11/11	Adelaide 36ers	95-89	Melbourne Tigers	Adelaide Arena	L
8	25/11/11	Melbourne Tigers	80-89	Sydney Kings	State Netball Hockey Centre	L
9	2/12/11	New Zealand Breakers	108-98	Melbourne Tigers	North Shore Events Centre	L
10	10/12/11	Cairns Taipans	79-77	Melbourne Tigers	Cairns Convention Centre	L
11	18/12/11	Melbourne Tigers	93-80	Townsville Crocodiles	State Netball Hockey Centre	W
12	23/12/11	Melbourne Tigers	67-65	Cairns Taipans	State Netball Hockey Centre	W
13	31/12/11	Gold Coast Blaze	72-79	Melbourne Tigers	Gold Coast Convention Centre	W
14	6/01/12	Perth Wildcats	72-67	Melbourne Tigers	Challenge Stadium	L
14	8/01/12	Melbourne Tigers	79-90	New Zealand Breakers	State Netball Hockey Centre	L
15	15/01/12	Melbourne Tigers	60-73	Gold Coast Blaze	State Netball Hockey Centre	L
16	19/01/12	New Zealand Breakers	91-77	Melbourne Tigers	North Shore Events Centre	L
16	21/01/12	Gold Coast Blaze	92-78	Melbourne Tigers	Gold Coast Convention Centre	L
17	27/01/12	Wollongong Hawks	90-68	Melbourne Tigers	WIN Entertainment Centre	L
18	3/02/12	Melbourne Tigers	87-81	Adelaide 36ers	State Netball Hockey Centre	W
20	18/02/12	Cairns Taipans	77-56	Melbourne Tigers	Cairns Convention Centre	L
21	25/02/12	Melbourne Tigers	83-92	Adelaide 36ers	State Netball Hockey Centre	L
22	2/03/12	Sydney Kings	61-66	Melbourne Tigers	Sydney Entertainment Centre	W
22	4/03/12	Townsville Crocodiles	67-64	Melbourne Tigers	Townsville Entertainment Centre	L
24	18/03/12	Melbourne Tigers	61-71	Wollongong Hawks	State Netball Hockey Centre	L
25	23/03/12	Melbourne Tigers	71-72	Perth Wildcats	State Netball Hockey Centre	L
Semis	30/03/12	New Zealand Breakers	82-99	Townsville Crocodiles	Vector Arena	W
Semis	5/04/12	Townsville Crocodiles	83-94	New Zealand Breakers	Townsville Entertainment Centre	L
Semis	7/04/12	New Zealand Breakers	97-80	Townsville Crocodiles	Vector Arena	L

## Career Single Game Highs For Selected Players (Player, All Time)

	PL	Field			3 point		Rebounds					F/Throws		Points			
		A	M	%	A	M	FL	AS	BL	ST	TO	OF	DE	TOT	A	M	TOT
<b>Adam Ballinger</b>	256	34	20	100	13	6	6	6	6	5	6	8	13	17	12	10	46
<b>Kevin Braswell</b>	41	18	9	67	13	8	5	13	1	5	7	2	5	6	9	7	32
<b>Matthew Burston</b>	264	19	14	100	1	1	6	5	5	5	6	11	14	16	15	10	36
<b>Chris Goulding</b>	115	16	9	100	9	5	5	6	1	2	5	4	6	7	8	6	25
<b>Tom Greer</b>	179	12	7	100	6	4	5	4	1	3	4	7	9	14	5	5	18
<b>Bennie Lewis</b>	66	10	6	100	7	3	3	2	2	3	3	3	4	5	6	4	15
<b>Liam Rush</b>	187	18	11	100	9	5	5	7	4	4	5	7	9	14	12	9	26
<b>Lucas Walker</b>	54	15	7	100	3	2	5	4	3	4	5	6	8	10	11	8	20



## Year by Year

YEAR	WINS	LOSSES	POS	PLAYOFFS	COACH	CAPTAIN	MVP
1984	11	13	5th	did not qualify	Lindsay Gaze	Brian Goorjian	Andrew Gaze
1985	5	21	13th	did not qualify	Lindsay Gaze	Andrew Gaze	Andrew Gaze
1986	6	20	13th	did not qualify	Lindsay Gaze	Andrew Gaze	Andrew Gaze
1987	3	23	14th	did not qualify	Lindsay Gaze	Andrew Gaze	Andrew Gaze
1988	8	16	13th	did not qualify	Lindsay Gaze	Andrew Gaze	Andrew Gaze
1989	16	8	4th	lost Elim. Finals	Lindsay Gaze	Andrew Gaze	Andrew Gaze
1990	17	9	4th	lost Elim. Finals	Lindsay Gaze	Andrew Gaze	Andrew Gaze
1991	16	10	5th	lost Elim. Finals	Lindsay Gaze	Andrew Gaze	Andrew Gaze
1992	15	9	3rd	lost Grand Final	Lindsay Gaze	Andrew Gaze	Andrew Gaze
1993	16	10	3rd	Champions	Lindsay Gaze	Andrew Gaze	Andrew Gaze
1994	19	7	1st	lost Semi Finals	Lindsay Gaze	Andrew Gaze	Andrew Gaze
1995	14	12	8th	lost Elim. Finals	Lindsay Gaze	Andrew Gaze	Andrew Gaze
1996	21	5	1st	lost Grand Final	Lindsay Gaze	Andrew Gaze	Andrew Gaze
1997	19	11	2nd	Champions	Lindsay Gaze	Andrew Gaze	Andrew Gaze
1998	16	14	5th	lost Elim. Finals	Lindsay Gaze	Andrew Gaze	Andrew Gaze
1999	17	9	2nd	lost Semi Finals	Lindsay Gaze	Andrew Gaze & Mark Bradtke	Lanard Copeland & Andrew Gaze
99/00	14	14	5th	lost Elim. Finals	Lindsay Gaze	Andrew Gaze	Andrew Gaze
00/01	13	15	7th	did not qualify	Lindsay Gaze	Andrew Gaze	Andrew Gaze
01/02	16	14	6th	lost Semi Finals	Lindsay Gaze	Andrew Gaze	Mark Bradtke
02/03	15	15	6th	lost Elim. Finals	Lindsay Gaze	Andrew Gaze	Mark Bradtke
03/04	20	13	5th	lost Quarter Final	Lindsay Gaze	Andrew Gaze	Andrew Gaze
04/05	17	15	6th	lost Quarter Final	Lindsay Gaze	Andrew Gaze	Mark Bradtke
05/06	25	7	2nd	Champions	Alan Westover	Chris Anstey & Darryl McDonald	Chris Anstey
06/07	25	8	2nd	lost Grand Final	Alan Westover	Chris Anstey & Darryl McDonald	Chris Anstey
07/08	22	8	2nd	Champions	Alan Westover	Chris Anstey & Darryl McDonald	Chris Anstey
08/09	20	10	2nd	runner-up	Alan Westover	Chris Anstey	Chris Anstey / Ebi Ere
09/10	10	17	6th	did not qualify	Alan Westover	Chris Anstey	Mark Worthington
10/11	10	18	7th	did not qualify	A.Westover/D.McDonald	Cameron Tragardh	Corey Williams
11/12	11	17	6th	Did not qualify	Trevor Gleeson	Tommy Greer	Cameron Tragardh







## Head Coach Chris Anstey

---

Makes his NBL head coaching debut in 2012/13 with the team he led to two championships (2006 and 2008) and four straight Grand Final appearances from 2006 to 2009 ... Was also a member of the 1996 South East Melbourne Magic championship team ... Two-time NBL MVP (2006 and 2008) ... Named to the All-NBL First Team five times in his career, including in four straight seasons from 2006 to 2009 inclusive ... Also named to the 2001 All-NBL Second Team ... During his NBL career appeared in 336 games (183 for Melbourne Tigers) and amassed 5,197 points, 2,941 rebounds, 573 assists and 503 blocked shots ... Won the 2008 NBL Defensive Player of the Year award ... Was the 1996 NBL Most Improved Player award winner ... In 2001 won the NBL Best Sixth Man award ... Played at the Olympic Games for Australia in 2000 and 2008 ... Led the Australian U22 team to the World Championship in 1997 in Melbourne and was named tournament MVP ... Played for the Dallas Mavericks and Chicago Bulls in the NBA ... Selected in the first round of the 1997 NBA Draft by Portland ... Also played in Russia, leading his team to the league title.



## #1 Nate Tomlinson | GUARD

---

**NBL Clubs:** Melbourne Tigers 2012 – Current.

**Career Highlights:** Played in 129 games at University of Colorado averaging 5.2 points, 2.2 rebounds, 3.2 assists in 27.5 minutes per game ... Earned the men's basketball team's Jay Humphries Assist Award and named Best Defensive Player (voted by the players) ... Member of Team Australia at the 2009 World University Games in July in Belgrade, Serbia ... Member of the Under-19 national team that competed at the World Championships in Serbia 2007 ... Is the son of former NBL head coach Billy Tomlinson.

**DOB:** 24.07.89

**Birth Place:** Melbourne, Australia

**Height:** 190 cm

**Weight:** 85 kg



## #5 Tommy Greer | FORWARD

**NBL Clubs:** Melbourne Tigers 2005 – Current.

**Career Highlights:** Registered a career high of 18 points for Melbourne on 18 December 2011 against Townsville ... Also recorded a career high of 14 rebounds on 2 December 2011 for the Tigers against New Zealand ... In 2010/11 played in 23 games for the Tigers averaging 4.2 points and 4.7 rebounds ... Recorded a career-high 12 rebounds in season 2010/11 on 21 November against Gold Coast and pulled down 10 rebounds on two other occasions ... Set his NBL career scoring high to 16 points in a game against Cairns on 2 January 2010 ... His 2009/10 season averages of 7.6 points and 5.5 rebounds were both career highs ... Won a championship in his debut season in the NBL ... Was part of Championship winning Melbourne Tigers teams in 2006 and 2008 ... Awarded Melbourne Tigers Most Improved Player in 2008 ... Made his NBL debut on 3 September 2005 for Melbourne against Wollongong ... Went to Nova Southeastern University in the US and led them with 11.2 points and 4.9 rebounds after transferring prior to his sophomore season ... Played in all 28 games, starting 27, which was tops on the team for starts and appearances ... Scored in double figures 15 times during 2004/05 college season ... Named Peach Belt Conference and Augusta State Freshman of the Year ... Averaged 9.9 points-per-game and a team-high 5.3 boards-per-contest in 2003/04 with Augusta State ... Named Peach Belt Conference Player of the Week on 16 February 2004.

**DOB:** 29.12.83

**Birth Place:** Melbourne, VIC

**Height:** 200 cm

**Weight:** 95 kg

REGULAR SEASON STATS			FIELD GOALS			3 PTS			FREE THROWS			REBOUNDS						AVERAGES						
YEAR	TEAM	G	ATT	MD	%	ATT	MD	%	ATT	MD	%	OFF	DEF	TOTAL	ASS	STLS	BLKS	TOV	FLS	POINTS	RBD	ASS	PPG	
2006	MELBOURNE	23	43	14	33	9	3	33	16	6	38	15	10	25	4	6	1	8	8	37	1.1	.2	1.6	
2007	MELBOURNE	7	12	3	25				2	1	50	1	2	3		2	1		4	7	.4		1.0	
2008	MELBOURNE	29	72	27	38	16	4	25	27	17	63	31	16	47	4	5	4	8	35	75	1.6	.1	2.6	
2009	MELBOURNE	29	129	56	43	50	18	36	25	19	76	45	54	99	13	9	3	15	52	149	3.4	.4	5.1	
2010	MELBOURNE	26	172	72	42	71	22	31	38	32	84	57	86	143	19	10	1	24	77	198	5.5	.7	7.6	
2011	MELBOURNE	23	112	39	35	46	11	24	13	8	62	39	70	109	22	18	3	16	46	97	4.7	1.0	4.2	
2012	MELBOURNE	27	125	43	34	53	15	28	26	17	65	52	93	145	21	15	2	19	74	118	5.4	.8	4.4	
		<b>164</b>	<b>665</b>	<b>254</b>	<b>38</b>	<b>245</b>	<b>73</b>	<b>30</b>	<b>147</b>	<b>100</b>	<b>68</b>	<b>240</b>	<b>332</b>	<b>572</b>	<b>83</b>	<b>65</b>	<b>15</b>	<b>90</b>	<b>296</b>	<b>681</b>	<b>3.5</b>	<b>.5</b>	<b>4.2</b>	
CAREER PLAYOFF STATS																								
2006	MELBOURNE	1																						
2008	MELBOURNE	7	9	7	78	4	3	75	4	3	75	5	1	6	2				6	20	.8	.3	3.3	
2009	MELBOURNE	7	29	12	41	13	3	23	2	1	50	14	15	29	4	2		4	14	28	4.1	.6	4.0	
		<b>15</b>	<b>38</b>	<b>19</b>	<b>50</b>	<b>17</b>	<b>6</b>	<b>35</b>	<b>6</b>	<b>4</b>	<b>67</b>	<b>19</b>	<b>16</b>	<b>35</b>	<b>6</b>	<b>3</b>		<b>4</b>	<b>21</b>	<b>48</b>	<b>2.3</b>	<b>.4</b>	<b>3.2</b>	
CAREER STATS																								
		<b>179</b>	<b>703</b>	<b>273</b>	<b>39</b>	<b>262</b>	<b>79</b>	<b>30</b>	<b>153</b>	<b>104</b>	<b>68</b>	<b>259</b>	<b>348</b>	<b>607</b>	<b>89</b>	<b>68</b>	<b>15</b>	<b>94</b>	<b>317</b>	<b>729</b>	<b>3.4</b>	<b>.5</b>	<b>4.1</b>	



## #9 Bennie Lewis | GUARD

**NBL Clubs:** Melbourne Tigers 2009 – Current.

**Career Highlights:** In 2010/11 appeared in 28 games for Melbourne averaging 4.3 points and 1.2 rebounds ... Notched a career-high of 15 points on 6 February 2011 versus Wollongong ... Equalled his career high of 15 points on 18 March 2012 for the Tigers against Wollongong ... Played in 13 games for Melbourne in season 2009/10, averaging 1.4 points ... Made his NBL playing debut on 18 October 2010 for Melbourne against New Zealand ... On three occasions in season 2009/10 scored a then career-high four points ... Played three seasons from 2006 – 2009 in the US with NCAA Division 2 team Benedict ... In 2006-2007 averaged 6.6 ppg and 2.3 rpg for Benedict ... In 2007-2008 averaged 11.3 ppg and 3.8 rpg for Benedict ... In 2008-2009 for Benedict was a member of the starting five and averaged 11.3 ppg, 4.1 rpg and 1.5 apg ... Currently plays Big V with the Melbourne Tigers.

**DOB:** 29.06.87

**Birth Place:** Melbourne, VIC

**Height:** 203 cm

**Weight:** 84 kg

REGULAR SEASON STATS			FIELD GOALS				3 PTS			FREE THROWS			REBOUNDS						AVERAGES					
YEAR	TEAM	G	ATT	MD	%	ATT	MD	%	ATT	MD	%	OFF	DEF	TOTAL	ASS	STLS	BLKS	TOV	FLS	POINTS	RBD	ASS	PPG	
2010	MELBOURNE	13	23	7	30	12	1	8	5	3	60	2	9	11	1	1		2	4	18	.8	.1	1.4	
2011	MELBOURNE	28	99	44	44	65	23	35	18	8	44	10	24	34	13	6	9	17	18	119	1.2	.5	4.3	
2012	MELBOURNE	25	82	31	38	54	15	28	12	4	33	7	14	21	7	7	4	8	15	81	.8	.3	3.2	
		<b>66</b>	<b>204</b>	<b>82</b>	<b>40</b>	<b>131</b>	<b>39</b>	<b>30</b>	<b>35</b>	<b>15</b>	<b>43</b>	<b>19</b>	<b>47</b>	<b>66</b>	<b>21</b>	<b>14</b>	<b>13</b>	<b>27</b>	<b>37</b>	<b>218</b>	<b>1.0</b>	<b>.3</b>	<b>3.3</b>	
CAREER STATS			<b>66</b>	<b>204</b>	<b>82</b>	<b>40</b>	<b>131</b>	<b>39</b>	<b>30</b>	<b>35</b>	<b>15</b>	<b>43</b>	<b>19</b>	<b>47</b>	<b>66</b>	<b>21</b>	<b>14</b>	<b>13</b>	<b>27</b>	<b>37</b>	<b>218</b>	<b>1.0</b>	<b>.3</b>	<b>3.3</b>



## #12 Kevin Braswell | GUARD

**NBL Clubs:** New Zealand Breakers 2009 – 2011, Melbourne Tigers 2012 – Current.

**Career Highlights:** Joins the Melbourne Tigers after previously playing 41 games for the New Zealand Breakers over two seasons ... Helped the Breakers to their first NBL Championship title in 2011 ... Suffered a serious Achilles injury which sidelined him shortly after winning the title ... Has averaged 10.1 points and 4.4 rebounds in his NBL career thus far ... Has played professionally in Poland, Belgium and Italy as well as for the Southland Sharks in the NZNBL ... Finished college career as the seventh all-time leading scorer in Georgetown history with 1,735 career points ... Also ranks as the school's all-time leader in career assists with 697 and steals with 349 ... Started all 128 college games he appeared in ... Named Third Team All-Big East as a senior and earned Second Team honors as a junior ... Made the Big East All-Rookie Team as a freshman.

**DOB:** 23.01.79

**Birth Place:** Baltimore, Maryland, USA

**Height:** 188 cm

REGULAR SEASON STATS			FIELD GOALS			3 PTS			FREE THROWS			REBOUNDS					AVERAGES						
YEAR	TEAM	G	ATT	MD	%	ATT	MD	%	ATT	MD	%	OFF	DEF	TOTAL	ASS	STLS	BLKS	TOV	FLS	POINTS	RBD	ASS	PPG
2010	NEW ZEALAND	7	63	23	37	39	12	31	13	10	77	3	11	14	39	15		17	16	68	2.0	5.6	9.7
2011	NEW ZEALAND	28	286	99	35	142	41	29	65	56	86	18	53	71	121	36	8	101	68	295	2.5	4.3	10.5
		<b>35</b>	<b>349</b>	<b>122</b>	<b>35</b>	<b>181</b>	<b>53</b>	<b>29</b>	<b>78</b>	<b>66</b>	<b>85</b>	<b>21</b>	<b>64</b>	<b>85</b>	<b>160</b>	<b>51</b>	<b>8</b>	<b>118</b>	<b>84</b>	<b>363</b>	<b>2.4</b>	<b>4.6</b>	<b>10.4</b>
CAREER PLAYOFF STATS																							
2011	NEW ZEALAND	6	59	20	34	33	9	27	6	4	67	7	11	18	22	6	4	25	14	53	3.0	3.7	8.8
		<b>6</b>	<b>59</b>	<b>20</b>	<b>34</b>	<b>33</b>	<b>9</b>	<b>27</b>	<b>6</b>	<b>4</b>	<b>67</b>	<b>7</b>	<b>11</b>	<b>18</b>	<b>22</b>	<b>6</b>	<b>4</b>	<b>25</b>	<b>14</b>	<b>53</b>	<b>3.0</b>	<b>3.7</b>	<b>8.8</b>
CAREER STATS																							
		<b>41</b>	<b>408</b>	<b>142</b>	<b>35</b>	<b>214</b>	<b>62</b>	<b>29</b>	<b>84</b>	<b>70</b>	<b>83</b>	<b>28</b>	<b>75</b>	<b>103</b>	<b>182</b>	<b>57</b>	<b>12</b>	<b>143</b>	<b>98</b>	<b>416</b>	<b>2.5</b>	<b>4.4</b>	<b>10.1</b>



## #13 Liam Rush | SMALL FORWARD

**NBL Clubs:** Perth Wildcats 2004 – 2006, West Sydney Razorbacks 2007, Sydney Spirit 2008, Melbourne Tigers 2011 – Current.

**Career Highlights:** Had a season-high 20 points for the Tigers against Gold Coast in 2011/12 on New year's Eve ... Came equal-fourth in voting for the NBL' Best Sixth Man in 2011/12 ... Played in Sweden for Sundsvall Dragons (2009, 2011) and Gothia Basket (2010) ... Rush led Sundsvall to the championship in both seasons he played, including winning the title in their most recent season ... Rush led his Swedish team in scoring with 18.3 points per game and showed his versatility averaging 5.7 rebounds and 2.1 assists per game while shooting 56% from the field and 44% from the three point line ... NBL's Most Improved Player in 2007 ... Competed in the NBL All-Star Dunk competition in both 2005 and 2006 ... Was the MVP of WA's SBL competition in 2002 ... Has also previously played for the Birmingham Bullets in the UK ... Represented Australia in Shanghai, China, where the Australian Boomers won gold in the Stankovic Cup for the first time.

**DOB:** 29.01.82

**Birth Place:** Broome, WA

**Height:** 202 cm

**Weight:** 94 kg

REGULAR SEASON STATS			FIELD GOALS				3 PTS			FREE THROWS			REBOUNDS						AVERAGES				
YEAR	TEAM	G	ATT	MD	%	ATT	MD	%	ATT	MD	%	OFF	DEF	TOTAL	ASS	STLS	BLKS	TOV	FLS	POINTS	RBD	ASS	PPG
2004	PERTH	19	57	24	42	13	3	23	21	13	62	16	21	37	2	1	4	6	7	64	1.9	.1	3.4
2005	PERTH	31	137	61	45	22	4	18	50	32	64	37	54	91	13	10	4	17	27	158	2.9	.4	5.1
2006	PERTH	31	183	76	42	39	11	28	33	22	67	37	52	89	11	16	16	35	50	185	2.9	.4	6.0
2007	WEST SYDNEY	31	370	176	48	83	39	47	103	64	62	78	94	172	54	20	20	58	72	455	5.5	1.7	14.7
2008	WEST SYDNEY	29	342	156	46	112	40	36	69	36	52	52	107	159	77	40	17	49	62	388	5.5	2.7	13.4
2009	WEST SYDNEY	15	184	83	45	71	28	39	49	33	67	29	54	83	30	9	13	36	30	227	5.5	2.0	15.1
2012	MELBOURNE	26	185	81	44	75	22	29	33	23	70	32	61	93	22	23	14	32	57	207	3.6	.8	8.0
		<b>182</b>	<b>1458</b>	<b>657</b>	<b>45</b>	<b>415</b>	<b>147</b>	<b>35</b>	<b>358</b>	<b>223</b>	<b>62</b>	<b>281</b>	<b>443</b>	<b>724</b>	<b>209</b>	<b>119</b>	<b>88</b>	<b>233</b>	<b>305</b>	<b>1684</b>	<b>4.0</b>	<b>1.1</b>	<b>9.3</b>
CAREER PLAYOFF STATS																							
2005	PERTH	1	5	5	100	2	2	100				2	3	5	2			1	1	12	5.0	2.0	12.0
2006	PERTH	4	15	8	53	6	1	17	2	2	100	2	11	13	1	2	1	4	7	19	3.3	.3	4.8
		<b>5</b>	<b>20</b>	<b>13</b>	<b>65</b>	<b>8</b>	<b>3</b>	<b>38</b>	<b>2</b>	<b>2</b>	<b>100</b>	<b>4</b>	<b>14</b>	<b>18</b>	<b>3</b>	<b>2</b>	<b>1</b>	<b>5</b>	<b>8</b>	<b>31</b>	<b>3.6</b>	<b>.6</b>	<b>6.2</b>
CAREER STATS																							
		<b>187</b>	<b>1478</b>	<b>670</b>	<b>45</b>	<b>423</b>	<b>150</b>	<b>35</b>	<b>360</b>	<b>225</b>	<b>63</b>	<b>285</b>	<b>457</b>	<b>742</b>	<b>212</b>	<b>121</b>	<b>89</b>	<b>238</b>	<b>313</b>	<b>1715</b>	<b>4.0</b>	<b>1.1</b>	<b>9.2</b>



## #20 Seth Scott | FORWARD

---

**NBL Clubs:** Melbourne Tigers 2012 – Current.

**Career Highlights:** Joins the Tigers as an import for season 2012/13 ... Played most recently in Mexico with Los Mochis where he averaged 22.4 ppg and 8 rpg ... After transferring from a junior college, he played with Portland State University ... Has also played professionally from 2010-2011 with Avenir Serrelous Horsarrieu in France as well as a number of teams in Hungary.

**DOB:** 02.11.81

**Birth Place:** Orem, Utah, USA

**Height:** 208 cm

**Weight:** 109 kg





## #22 Matt Burston | CENTRE

**NBL Clubs:** Perth Wildcats 2000 – 2006, South Dragons 2006 – 2009, Adelaide 36ers 2009 – 2010, Melbourne Tigers 2010 – Current.

**Career Highlights:** In 2012 Burston had 15 points and 13 rebounds for Melbourne against his old team Perth on 23 March 2012 ... Averaged 8.9 points and 6.7 rebounds for the Tigers in season 2010/11, including seven games with double-figure rebounds ... Appeared in 22 games for Adelaide in season 2009/10 averaging 9.9 points and 6.5 rebounds ... Scored a season high 19 points and added 12 rebounds for Adelaide against Townsville on 10 February 2010 ... Member of the South Dragons team that won the NBL Championship by defeating the Melbourne Tigers in 2008/09 ... Played all 30 games in 2008 for the South Dragons ... Played 13 games for the South Dragons in 2007 before injury ended his season ... Underwent major surgery on his right ankle early in the 2005 season but managed to score 35 points vs. Crocs in one of his last games ... Ranked second in NBL for offensive rebounds and ninth for steals in 2004 ... Won the 2003 NBL Most Improved Player award ... Played in the 2003 NBL Grand Final for Perth ... Ranked second in NBL for field goal percentage 2003 with 61.5% ... Scored a career best 36 points against the Kings in February 2003 ... Has pulled in 16 rebounds in a game three times ... Played for the Australian Schoolboys' team that toured China and South Korea in 2001 ... Won the Robert Staunton Medal for being the most outstanding player at the Under 20 National Championships in 2001 ... Named the WA State League Rookie of the Year in 2000 ... Was a member of the Western Australia Under 18 and Under 20 teams ... In 2008, led the Dragons in field goal percentage (56.4%), blocks, and offensive rebounds.

**DOB:** 25.11.82

**Birth Place:** Perth, WA

**Height:** 211 cm

**Weight:** 103 kg

REGULAR SEASON STATS			FIELD GOALS			3 PTS			FREE THROWS			REBOUNDS						AVERAGES					
YEAR	TEAM	G	ATT	MD	%	ATT	MD	%	ATT	MD	%	OFF	DEF	TOTAL	ASS	STLS	BLKS	TOV	FLS	POINTS	RBD	ASS	PPG
2001	PERTH	3	1	1	100							1	1	2	1				4	2		.7	.7
2002	PERTH	10	22	10	45	1			4	3	75	10	12	22	1	2	1	3	7	23	2.2	.1	2.3
2003	PERTH	30	231	142	61	1			132	90	68	85	129	214	16	22	25	22	70	374	7.1	.5	12.5
2004	PERTH	33	326	179	55				142	99	70	152	155	307	31	53	30	46	113	457	9.3	.9	13.8
2005	PERTH	8	79	47	59				39	24	62	21	27	48	10	8	6	11	28	118	6.0	1.3	14.8
2006	PERTH	21	119	56	47				46	29	63	46	64	110	9	7	13	19	54	141	5.2	.4	6.7
2007	SOUTH	13	43	18	42	1			29	24	83	21	22	43	4	5	13	12	32	60	3.3	.3	4.6
2008	SOUTH	30	227	128	56	1			153	102	67	79	130	209	23	21	34	42	96	358	7.0	.8	11.9
2009	SOUTH	29	185	102	55	4	2	50	82	57	70	62	123	185	30	33	30	30	92	263	6.4	1.0	9.1
2010	ADELAIDE	22	164	86	52	2			79	46	58	46	96	142	12	22	9	23	70	218	6.5	.5	9.9
2011	MELBOURNE	27	202	102	50	2			68	37	54	65	116	181	33	31	16	45	92	241	6.7	1.2	8.9
2012	MELBOURNE	9	82	36	44	2			54	35	65	26	39	65	6	10	7	20	45	107	3.4	.3	5.6
		<b>245</b>	<b>1681</b>	<b>907</b>	<b>54</b>	<b>14</b>	<b>2</b>	<b>14</b>	<b>828</b>	<b>546</b>	<b>66</b>	<b>614</b>	<b>914</b>	<b>1528</b>	<b>176</b>	<b>214</b>	<b>184</b>	<b>273</b>	<b>703</b>	<b>2362</b>	<b>6.2</b>	<b>.7</b>	<b>9.6</b>
CAREER PLAYOFF STATS																							
2003	PERTH	5	16	11	69				17	9	53	9	14	23	2	3	3	9	31		4.6		6.2
2004	PERTH	1	5	3	60				5	5	100	4	3	7	2	2	1	3	3	11	7.0	2.0	11.0
2006	PERTH	4	24	17	71				21	15	71	8	14	22	6	1	3	2	9	49	5.5	1.5	12.3
2007	SOUTH	1																					
2009	SOUTH	8	43	21	49	2			13	6	46	14	29	43	6	4	8	11	30	48	5.4	.8	6.0
		<b>19</b>	<b>88</b>	<b>52</b>	<b>59</b>	<b>2</b>			<b>56</b>	<b>35</b>	<b>63</b>	<b>35</b>	<b>60</b>	<b>95</b>	<b>14</b>	<b>9</b>	<b>15</b>	<b>19</b>	<b>51</b>	<b>139</b>	<b>5.0</b>	<b>.7</b>	<b>7.3</b>
CAREER STATS																							
		<b>264</b>	<b>1769</b>	<b>959</b>	<b>54</b>	<b>16</b>	<b>2</b>	<b>13</b>	<b>884</b>	<b>581</b>	<b>66</b>	<b>649</b>	<b>974</b>	<b>1623</b>	<b>190</b>	<b>223</b>	<b>199</b>	<b>292</b>	<b>754</b>	<b>2501</b>	<b>6.1</b>	<b>.7</b>	<b>9.5</b>



## #24 Lucas Walker | FORWARD

**NBL Clubs:** Melbourne Tigers 2010/11 – Current.

**Career Highlights:** Scored a career-high 20 points for the Tigers against New Zealand on 2 December 2011 ... Scored in double-figures five times in 2011/12 ... Averaged career highs of 5.8 points and 4.5 rebounds in 2011/12 ... Had a strong rookie season in 2010/11 for the Tigers, appearing in 25 games and averaging 5.5 points and 3.8 rebounds ... Scored a career-high 18 points against Gold Coast on 20 March 2011 ... Played for St. Mary's College in the US NCAA from 2007 – 2009 ... Was also with the Montana State Billings (US NCAA) from 2004 –2006 ... In 2005 named Pacific West Conference Freshman of the Year and received Montana State Billings Outstanding Newcomer Award ... U21 Australian Team selection in 2005 for the Oceania World Championships ... Former AIS Scholarship holder.

**DOB:** 06.12.84

**Birth Place:** West Launceston, TAS

**Height:** 203 cm

**Weight:** 102 kg

REGULAR SEASON STATS		FIELD GOALS				3 PTS			FREE THROWS			REBOUNDS								AVERAGES				
YEAR	TEAM	G	ATT	MD	%	ATT	MD	%	ATT	MD	%	OFF	DEF	TOTAL	ASS	STLS	BLKS	TOV	FLS	POINTS	RBD	ASS	PPG	
2011	MELBOURNE	26	112	55	49	18	5	28	50	27	54	32	68	100	20	13	11	30	56	142	3.8	.8	5.5	
2012	MELBOURNE	28	117	56	48	23	5	22	69	44	64	46	81	127	21	18	9	48	79	161	4.5	.8	5.8	
		<b>54</b>	<b>229</b>	<b>111</b>	<b>48</b>	<b>41</b>	<b>10</b>	<b>24</b>	<b>119</b>	<b>71</b>	<b>60</b>	<b>78</b>	<b>149</b>	<b>227</b>	<b>41</b>	<b>31</b>	<b>20</b>	<b>78</b>	<b>135</b>	<b>303</b>	<b>4.2</b>	<b>.8</b>	<b>5.6</b>	
<b>CAREER STATS</b>			<b>54</b>	<b>229</b>	<b>111</b>	<b>48</b>	<b>41</b>	<b>10</b>	<b>24</b>	<b>119</b>	<b>71</b>	<b>60</b>	<b>78</b>	<b>149</b>	<b>227</b>	<b>41</b>	<b>31</b>	<b>20</b>	<b>78</b>	<b>135</b>	<b>303</b>	<b>4.2</b>	<b>.8</b>	<b>5.6</b>



## #43 Chris Goulding | GUARD

**NBL Clubs:** Brisbane Bullets 2007 – 2008, Perth Wildcats 2008 – 2009, Gold Coast Blaze 2009 – 2012, Melbourne Tigers 2012 – Current.

**Career Highlights:** Joins the Tigers after three seasons with Gold Coast ... Scored a 2011/12 season-high 20 points for the Blaze against New Zealand on 25 March 2012 ... Equaled his career-high of six assists last season on 16 October 2011 against Cairns ... Averaged a career-high 11.8ppg, 2.9 rebounds and 1.5 assists in season 2010/11 ... Recorded his career-high of 25 points against Townsville on 11 December 2010 ... Twice registered a then career-high 19 points during the 2009/10 NBL season ... Made his NBL debut for Brisbane on 23 December 2006 against Townsville ... Member of 2009 Boomers Squad ... Development Player with Brisbane Bullets in 2007 and Perth Wildcats in 2008 ... Was Top 5 in scoring in 2009 SEABL competition.

**DOB:** 24.10.88

**Birth Place:** Launceston, Australia

**Height:** 193 cm

**Weight:** 90 kg

REGULAR SEASON STATS			FIELD GOALS			3 PTS			FREE THROWS			REBOUNDS						AVERAGES						
YEAR	TEAM	G	ATT	MD	%	ATT	MD	%	ATT	MD	%	OFF	DEF	TOTAL	ASS	STLS	BLKS	TOV	FLS	POINTS	RBD	ASS	PPG	
2007	BRISBANE	1							2						1				1					1.0
2008	BRISBANE	13	27	9	33	12	5	42	4	2	50	1	2	3	3	2		2	7	25	.2	.2	1.9	
2009	PERTH	13	29	17	59	11	5	45	9	6	67	2	13	15	10	6		10	20	45	1.2	.8	3.5	
2010	GOLD COAST	28	202	92	46	99	41	41	51	43	84	20	40	60	42	9	6	30	55	268	2.1	1.5	9.6	
2011	GOLD COAST	28	259	112	43	119	48	40	75	57	76	25	56	81	42	10	5	35	72	329	2.9	1.5	11.8	
2012	GOLD COAST	24	152	65	43	75	26	35	35	27	77	18	30	48	19	8	1	27	33	183	2.0	.8	7.6	
		<b>107</b>	<b>669</b>	<b>295</b>	<b>44</b>	<b>316</b>	<b>125</b>	<b>40</b>	<b>176</b>	<b>135</b>	<b>77</b>	<b>66</b>	<b>141</b>	<b>207</b>	<b>117</b>	<b>35</b>	<b>12</b>	<b>105</b>	<b>188</b>	<b>850</b>	<b>1.9</b>	<b>1.1</b>	<b>7.9</b>	
CAREER PLAYOFF STATS																								
2008	BRISBANE	2	1						2	2	100		1	1					1	2	.5		1.0	
2009	PERTH	1	2									1		1							1.0			
2010	GOLD COAST	2	22	7	32	14	5	36	6	4	67	1	2	3	1			4	3	23	1.5	.5	11.5	
2012	GOLD COAST	3	20	8	40	10	2	20	5	4	80	5	6	11	2	1		2	4	22	3.7	.7	7.3	
		<b>8</b>	<b>45</b>	<b>15</b>	<b>33</b>	<b>24</b>	<b>7</b>	<b>29</b>	<b>13</b>	<b>10</b>	<b>77</b>	<b>7</b>	<b>9</b>	<b>16</b>	<b>3</b>	<b>1</b>		<b>6</b>	<b>8</b>	<b>47</b>	<b>2.0</b>	<b>.4</b>	<b>5.9</b>	
CAREER STATS																								
		<b>115</b>	<b>714</b>	<b>310</b>	<b>43</b>	<b>340</b>	<b>132</b>	<b>39</b>	<b>189</b>	<b>145</b>	<b>77</b>	<b>73</b>	<b>150</b>	<b>223</b>	<b>120</b>	<b>36</b>	<b>12</b>	<b>111</b>	<b>196</b>	<b>897</b>	<b>1.9</b>	<b>1.0</b>	<b>7.8</b>	



## #54 Adam Ballinger | FORWARD

**NBL Clubs:** Victoria Giants 2004, Wollongong Hawks 2005 – 2007, Adelaide 36ers 2008 – 2012, Melbourne Tigers 2012 – Current.

**Career Highlights:** Joins Melbourne Tigers after five seasons with the Adelaide 36ers ... Was formerly the Adelaide 36ers Captain ... Polled second in MVP voting in 2010 ... All-NBL Second team in 2010 & 2008 ... All-NBL Third team in 2011 and 2007 ... NBL Grand Finalist in 2005 ... Attended Michigan State University between 2000 and 2002; played in three NCAA Final Fours while at MSU ... Former Canberra Cannons players Mike Chappell and Dave Thomas were teammates at MSU in 2000 ... Finished in MSU's top-ten all-time in blocked shots ... Was 4th highest NBL scorer in 2008 with 22.5ppg ... Finished 4th in MVP voting in 2008 ... Led the league in 3-point shooting at 47.9% in 2007 ... Scored a career high 46 points against Singapore in December 2007—it was the 3rd highest score ever by a Sixers player ... Career best 17 rebounds vs. Kings in October 2005.

**DOB:** 06.12.79

**Birth Place:** Bluffton, Indiana, USA

**Height:** 205 cm

**Weight:** 113 kg

REGULAR SEASON STATS			FIELD GOALS				3 PTS			FREE THROWS			REBOUNDS						AVERAGES				
YEAR	TEAM	G	ATT	MD	%	ATT	MD	%	ATT	MD	%	OFF	DEF	TOTAL	ASS	STLS	BLKS	TOV	FLS	POINTS	RBD	ASS	PPG
2004	VICTORIA	33	450	207	46	137	48	35	73	56	77	88	154	242	36	10	32	62	94	518	7.3	1.1	15.7
2005	WOLLONGONG	32	469	241	51	117	41	35	63	50	79	102	124	226	36	16	43	63	90	573	7.1	1.1	17.9
2006	WOLLONGONG	31	397	205	52	88	33	38	110	87	79	86	168	254	29	12	44	40	74	530	8.2	.9	17.1
2007	WOLLONGONG	33	499	287	58	96	46	48	85	73	86	98	203	301	43	15	41	46	74	693	9.1	1.3	21.0
2008	ADELAIDE	30	516	279	54	81	36	44	107	82	77	71	172	243	45	10	28	47	72	676	8.1	1.5	22.5
2009	ADELAIDE	28	447	226	51	95	45	47	91	74	81	79	143	222	37	13	30	51	69	571	7.9	1.3	20.4
2010	ADELAIDE	28	390	200	51	103	35	34	68	59	87	43	102	145	33	11	36	45	61	494	5.2	1.2	17.6
2011	ADELAIDE	26	321	174	54	53	16	30	46	34	74	48	109	157	23	9	50	43	70	398	6.0	.9	15.3
2012	ADELAIDE	8	57	19	33	20	3	15	4	3	75	12	21	33	7	3	5	5	19	44	4.1	.9	5.5
		<b>249</b>	<b>3546</b>	<b>1838</b>	<b>52</b>	<b>790</b>	<b>303</b>	<b>38</b>	<b>647</b>	<b>518</b>	<b>80</b>	<b>627</b>	<b>1196</b>	<b>1823</b>	<b>289</b>	<b>99</b>	<b>309</b>	<b>402</b>	<b>623</b>	<b>4497</b>	<b>7.3</b>	<b>1.2</b>	<b>18.1</b>
CAREER PLAYOFF STATS																							
2005	WOLLONGONG	5	62	24	39	12	2	17	12	7	58	21	14	35	4	2	2	10	15	57	7.0	.8	11.4
2006	WOLLONGONG	1	16	8	50	5	1	20	7	6	86	3	3	6	1		2	2	23	6.0	1.0	23.0	
2009	ADELAIDE	1	12	7	58	6	4	67	6	4	67	1	6	7	1	1		2	4	22	7.0	1.0	22.0
		<b>7</b>	<b>90</b>	<b>39</b>	<b>43</b>	<b>23</b>	<b>7</b>	<b>30</b>	<b>25</b>	<b>17</b>	<b>68</b>	<b>25</b>	<b>23</b>	<b>48</b>	<b>6</b>	<b>3</b>	<b>4</b>	<b>14</b>	<b>21</b>	<b>102</b>	<b>6.9</b>	<b>.9</b>	<b>14.6</b>
CAREER STATS																							
		<b>256</b>	<b>3636</b>	<b>1877</b>	<b>52</b>	<b>813</b>	<b>310</b>	<b>38</b>	<b>672</b>	<b>535</b>	<b>80</b>	<b>652</b>	<b>1219</b>	<b>1871</b>	<b>295</b>	<b>102</b>	<b>313</b>	<b>416</b>	<b>644</b>	<b>4599</b>	<b>7.3</b>	<b>1.2</b>	<b>18.0</b>



# New Zealand Breakers



## Player Roster

NO.	PLAYER	POSITION	HEIGHT	DOB	BIRTHPLACE
3	Daryl Corletto	Guard	192 cm	24.08.81	Melbourne, VIC
4	Cedric Jackson #	Guard	192 cm	05.03.86	New Mexico, USA
5	Will Hudson #	Forward/Centre	206 cm	30.03.89	Madison, Wisconsin, USA
9	Corey Webster	Guard	188 cm	29.11.88	Auckland, NZ
10	Thomas Abercrombie	Guard/Forward	198 cm	05.07.87	Auckland, NZ
14	Mika Vukona	Forward	197 cm	13.05.82	Suva, Fiji
23	CJ Bruton	Guard	188 cm	13.12.75	Kansas, USA
24	Dillon Boucher	Forward	196 cm	27.12.75	New Plymouth, NZ
33	Leon Henry	Guard /Forward	202 cm	13.10.85	New Zealand
35	Alex Pledger	Centre	215 cm	27.03.87	Blenheim, NZ

# Import

**Development Players:** Josh Bloxham, Reuben Te Rangi, Morgan Natanahira

**Non Contract Development Player:** Tai Webster

### COACHING STAFF

**Head Coach:** Andrej Lemanis

**Assistant Coaches:** Dean Vickerman, Judd Flavell

### Venue Info

**Venue:** Vector Arena  
Mahuhu Crescent, Parnell, Auckland, New Zealand

**Venue:** North Shore Events Centre  
Silverfield Lane, Glenfield, Auckland New Zealand



### Media Contact

**Contact Name:** Andrew Dewhurst  
Media Manager

**Postal Address:** PO Box 302 854, North Harbour, North Shore 0751, Auckland NZ

**Phone Number:** (intl) 64 2153 5501

**Email Address:** media@nzbreakers.co.nz





## Schedule 2012/13

ROUND	GAME	DATE	HOME	AWAY	VENUE	TIP OFF
1	Fri	5/10/12	New Zealand	Perth	North Shore Events Centre	7:30 PM
2	Fri	12/10/12	New Zealand	Adelaide	Vector Arena	7:30 PM
3	Fri	19/10/12	New Zealand	Townsville	North Shore Events Centre	7:30 PM
4	Fri	26/10/12	Melbourne	New Zealand	Hisense Arena	7:30 PM
5	Fri	2/11/12	New Zealand	Sydney	North Shore Events Centre	7:30 PM
6	Fri	9/11/12	Townsville	New Zealand	Townsville Entertainment Centre	7:30 PM
6	Sat	10/11/12	Cairns	New Zealand	Cairns Convention Centre	7:30 PM
7	Fri	16/11/12	New Zealand	Townsville	Vector Arena	7:30 PM
8	Thur	22/11/12	Perth	New Zealand	Perth Arena	7:00 PM
9	Fri	30/11/12	New Zealand	Melbourne	North Shore Events Centre	7:30 PM
10	Sat	8/12/12	Sydney	New Zealand	State Sports Centre	7:30 PM
11	Thu	13/12/12	New Zealand	Cairns	Vector Arena	7:30 PM
12	Fri	28/12/12	Adelaide	New Zealand	Adelaide Arena	7:30 PM
12	Mon	31/12/12	Cairns	New Zealand	Cairns Convention Centre	6:30 PM
13	Sat	5/01/13	Wollongong	New Zealand	Wollongong Entertainment Centre	7:30 PM
14	Fri	11/01/13	Townsville	New Zealand	Townsville Entertainment Centre	7:30 PM
15	Thu	17/01/13	New Zealand	Wollongong	North Shore Events Centre	7:30 PM
15	Sun	20/01/13	Adelaide	New Zealand	Adelaide Arena	1:30 PM
16	Thur	24/01/13	New Zealand	Sydney	North Shore Events Centre	7:30 PM
16	Sat	26/01/13	Wollongong	New Zealand	Wollongong Entertainment Centre	5:00 PM
17	Fri	1/02/13	New Zealand	Perth	Vector Arena	7:30 PM
18	Sat	9/02/13	Sydney	New Zealand	Sydney Entertainment Centre	7:30 PM
19	Fri	15/02/13	New Zealand	Wollongong	North Shore Events Centre	7:30 PM
21	Thu	28/02/13	New Zealand	Adelaide	Vector Arena	7:30 PM
22	Thu	7/03/13	New Zealand	Cairns	North Shore Events Centre	7:30 PM
22	Sun	10/03/13	Melbourne	New Zealand	Hisense Arena	1:00 PM
23	Thu	14/03/13	New Zealand	Melbourne	North Shore Events Centre	7:30 PM
24	Fri	22/03/13	Perth	New Zealand	Perth Arena	7:00 PM



# Results 2011/12

ROUND	DATE	HOME	RESULT	AWAY	VENUE	WIN/LOSS
1	7/10/11	Gold Coast Blaze	87-102	New Zealand Breakers	Gold Coast Convention Centre	W
1	9/10/11	Wollongong Hawks	82-98	New Zealand Breakers	WIN Entertainment Centre	W
2	15/10/11	Sydney Kings	61-98	New Zealand Breakers	Sydney Entertainment Centre	W
3	22/10/11	Melbourne Tigers	67-64	New Zealand Breakers	State Netball Hockey Centre	L
4	28/10/11	New Zealand Breakers	76-59	Sydney Kings	Vector Arena	W
5	3/11/11	New Zealand Breakers	99-90	Adelaide 36ers	North Shore Events Centre	W
6	11/11/11	New Zealand Breakers	63-81	Wollongong Hawks	North Shore Events Centre	L
7	20/11/11	Cairns Taipans	80-78	New Zealand Breakers	Cairns Convention Centre	L
8	24/11/11	New Zealand Breakers	88-74	Townsville Crocodiles	Vector Arena	W
9	2/12/11	New Zealand Breakers	108-98 2OT	Melbourne Tigers	North Shore Events Centre	W
10	8/12/11	New Zealand Breakers	106-85	Gold Coast Blaze	North Shore Events Centre	W
10	11/12/11	Adelaide 36ers	73-86	New Zealand Breakers	Adelaide Arena	W
11	16/12/11	New Zealand Breakers	85-65	Cairns Taipans	North Shore Events Centre	W
12	23/12/11	Perth Wildcats	86-62	New Zealand Breakers	Challenge Stadium	L
13	31/12/11	Cairns Taipans	74-57	New Zealand Breakers	Cairns Convention Centre	L
14	8/01/12	Melbourne Tigers	79-90	New Zealand Breakers	State Netball Hockey Centre	W
15	13/01/12	New Zealand Breakers	80-63	Adelaide 36ers	North Shore Events Centre	W
16	19/01/12	New Zealand Breakers	91-77	Melbourne Tigers	North Shore Events Centre	W
17	27/01/12	New Zealand Breakers	93-64	Sydney Kings	Vector Arena	W
18	2/02/12	New Zealand Breakers	83-77	Perth Wildcats	North Shore Events Centre	W
19	11/02/12	Wollongong Hawks	80-64	New Zealand Breakers	WIN Entertainment Centre	L
20	16/02/12	New Zealand Breakers	82-74	Wollongong Hawks	North Shore Events Centre	W
21	23/02/12	New Zealand Breakers	81-70	Townsville Crocodiles	North Shore Events Centre	W
22	4/03/12	Perth Wildcats	99-101 OT	New Zealand Breakers	Challenge Stadium	W
23	10/03/12	Adelaide 36ers	76-91	New Zealand Breakers	Adelaide Arena	W
24	15/03/12	New Zealand Breakers	109-93	Gold Coast Blaze	North Shore Events Centre	W
25	23/03/12	Townsville Crocodiles	69-76	New Zealand Breakers	Townsville Entertainment Centre	W
25	25/03/12	Gold Coast Blaze	94-71	New Zealand Breakers	Gold Coast Convention Centre	L
Semis	30/03/12	New Zealand Breakers	82-99	Townsville Crocodiles	Vector Arena	L
Semis	5/04/12	Townsville Crocodiles	83-94	New Zealand Breakers	Townsville Entertainment Centre	W
Semis	7/04/12	New Zealand Breakers	97-80	Townsville Crocodiles	Vector Arena	W
Grand Final	12/04/12	New Zealand Breakers	104-98 OT	Perth Wildcats	Vector Arena	W
Grand Final	20/04/12	Perth Wildcats	87-86	New Zealand Breakers	Challenge Stadium	L
Grand Final	24/04/12	New Zealand Breakers	79-73	Perth Wildcats	Vector Arena	W

## Career Single Game Highs For Selected Players (Player, All Time)

	PL	Field			3 point		Rebounds					F/Throws		Points			
		A	M	%	A	M	FL	AS	BL	ST	TO	OF	DE	TOT	A	M	TOT
<b>Thomas Abercrombie</b>	104	18	11	100	9	6	5	5	4	4	6	5	10	13	12	10	33
<b>Josh Bloxham</b>	24	9	3	100	5	2	2	2	0	1	5	3	2	3	2	2	10
<b>Dillon Boucher</b>	293	13	8	100	2	1	6	9	3	8	8	7	8	12	8	6	18
<b>Cj Bruton</b>	457	33	17	100	19	9	6	12	3	7	9	5	8	9	18	16	43
<b>Daryl Corletto</b>	311	19	10	100	11	6	4	6	2	4	3	3	7	7	12	9	26
<b>Leon Henry</b>	26	9	4	100	6	3	4	3	1	2	3	4	7	9	2	1	11
<b>Will Hudson</b>	31	14	10	100	1	0	5	2	2	3	5	9	7	13	9	7	20
<b>Cedric Jackson</b>	33	17	9	71	8	3	5	13	1	6	6	4	11	12	15	12	28
<b>Alex Pledger</b>	76	12	8	100	0	0	4	2	4	2	4	6	7	12	8	6	18
<b>Mika Vukona</b>	243	16	9	100	3	2	6	6	3	6	8	9	14	17	10	6	24
<b>Corey Webster</b>	40	12	5	100	6	3	4	5	1	2	2	2	4	4	6	6	12

## Year by Year

YEAR	WINS	LOSSES	POS	PLAYOFFS	COACH	CAPTAIN	MVP
03/04	12	21	10th	did not qualify	Jeff Green	Pero Cameron / Frank Arsego	Mike Chappell
04/05	9	23	11th	did not qualify	Frank Arsego	Pero Cameron	Aaron Olson
05/06	9	23	9th	did not qualify	Andrej Lemanis	Paul Henare	Ben Pepper
06/07	11	22	10th	did not qualify	Andrej Lemanis	Paul Henare	Carlos Powell
07/08	16	14	7th	lost Quarter Finals	Andrej Lemanis	none	Kirk Penney
08/09	18	12	3rd	lost semifinals	Andrej Lemanis	Paul Henare	Kirk Penney
09/10	15	13	5th	did not qualify	Andrej Lemanis	none	Kirk Penney
10/11	22	6	1st	Champions	Andrej Lemanis	none	Kirk Penney
11/12	21	7	1st	Champions	Andrej Lemanis	none	Cedric Jackson





## Head Coach Andrej Lemanis

Entering his eighth season with the New Zealand Breakers ... Guided the Breakers to their inaugural NBL title in 2010/11 and then led the team to back-to-back championships with a second successive title win in 2011/12 ... Also led the Breakers to a league-best regular season record in 2010-11 (22-6) and 2011/12 (21-7) ... Won the 2012 NBL Coach of the Year award and also came second behind Trevor Gleeson in 2011 Coach of the Year voting ... Is a current assistant coach with the Australian Boomers and was a member of the coaching staff at the 2010 World Championships in Turkey and the 2012 London Olympic Games ... Was third in voting for NBL Coach of the Year in 2009 ... Had a seven-year stint as assistant coach of the Townsville Crocodiles (1998 - 2005) and experience as assistant coach of the Australian under 21 team ... Took Breakers to first Playoffs appearance and first Playoff win in 2008 season.

YEAR	TEAM	REGULAR SEASON			FINALS		NOTES
		WIN	LOSS	POS	WIN	LOSS	
2006	New Zealand Breakers	9	23	9th			Missed finals
2007	New Zealand Breakers	11	22	10th	0	0	Did not qualify
2008	New Zealand Breakers	16	14	7th	1	1	lost Quater Finals
2009	New Zealand Breakers	18	12	2nd	1	2	lost Semi Final
2010	New Zealand Breakers	15	13	5th	0	0	Missed finals
2011	New Zealand Breakers	22	6	1st	4	2	Won Grand Final
2012	New Zealand Breakers	21	7	1st	4	2	Won Grand Final
<b>Totals</b>		<b>112</b>	<b>97</b>		<b>10</b>	<b>7</b>	
<b>OVERALL</b>	<b>RECORD</b>	<b>122</b>	<b>104</b>				



## #3 Daryl Corletto | GUARD

**NBL Clubs:** Melbourne Tigers 2001 – 2011, New Zealand Breakers 2011 – Current.

**Career Highlights:** Won his third career NBL title in 2012 with the Breakers ... Joined the New Zealand Breakers prior to the 2011/12 NBL season after playing his first 10 NBL seasons with Melbourne ... Scored a career-high of 26 points for New Zealand on 16 December 2011 against Cairns ... Left the Tigers ranked seventh all-time in games played for the club, as well as ninth in points scored ... Part of Melbourne Tigers championship winning teams in 2005/06, 2007/08 ... Played Under 18 All-Australian team in 1998...Was a member of the 22 and Under Year in 2001...Was named ABA Under 23 Player of the Year in 2001...Played with the Ringwood Hawks in the Big V (ABA in 2003 and 2004...Also competed with the Western Werribee Devils (ABA)... Named as a guard in the Big V All Star Five in 2003...Received the Big V's Youth Player and Top Scorer (33.1 ppg) awards in 2003 as well as the national ABA statistical awards for scoring and free throw percentage... Won 2008 Big V 'Golden Hands' award.

**DOB:** 24.08.81

**Birth Place:** Melbourne, Australia

**Height:** 193 cm

**Weight:** 88 kg

REGULAR SEASON STATS			FIELD GOALS				3 PTS			FREE THROWS			REBOUNDS								AVERAGES		
YEAR	TEAM	G	ATT	MD	%	ATT	MD	%	ATT	MD	%	OFF	DEF	TOTAL	ASS	STLS	BLKS	TOV	FLS	POINTS	RBD	ASS	PPG
2002	MELBOURNE	10	14	4	29	11	2	18	6	4	67	2	1	3	4	1	1		6	14	.3	.4	1.4
2003	MELBOURNE	2	5	2	40	2													1	4			2.0
2004	MELBOURNE	27	52	20	38	19	2	11	16	15	94	3	3	6	6	6	1	6	13	57	.2	.2	2.1
2005	MELBOURNE	32	174	85	49	81	30	37	27	22	81	13	21	34	20	15	3	13	36	222	1.1	.6	6.9
2006	MELBOURNE	32	314	143	46	141	53	38	41	34	83	18	38	56	39	21	6	31	43	373	1.8	1.2	11.7
2007	MELBOURNE	31	265	119	45	126	43	34	42	36	86	16	26	42	25	21	3	14	34	317	1.4	.8	10.2
2008	MELBOURNE	30	267	115	43	135	43	32	31	24	77	16	38	54	41	16	2	12	44	297	1.8	1.4	9.9
2009	MELBOURNE	29	189	83	44	83	22	27	38	30	79	15	47	62	32	14	17		30	218	2.1	1.1	7.5
2010	MELBOURNE	28	228	102	45	103	41	40	37	30	81	12	30	42	26	8	1	13	41	275	1.5	.9	9.8
2011	MELBOURNE	28	257	103	40	137	50	36	28	27	96	12	36	48	21	15	1	20	35	283	1.7	.8	10.1
2012	MELBOURNE	27	213	95	45	125	53	42	36	31	86	9	29	38	36	10	15	41	274	1.4	1.3	10.1	9.8
		<b>221</b>	<b>1508</b>	<b>673</b>	<b>45</b>	<b>701</b>	<b>236</b>	<b>34</b>	<b>238</b>	<b>195</b>	<b>82</b>	<b>95</b>	<b>204</b>	<b>299</b>	<b>193</b>	<b>102</b>	<b>16</b>	<b>107</b>	<b>248</b>	<b>1777</b>	<b>1.4</b>	<b>.9</b>	<b>8.0</b>
CAREER PLAYOFF STATS																							
2002	MELBOURNE	1	1	1	100															2			2.0
2005	MELBOURNE	2	10	6	60	6	4	67					1	1	2	1		1	1	16	.5	1.0	8.0
2006	MELBOURNE	5	33	14	42	14	5	36	12	9	75	1	6	7	1	2		6	7	42	1.4	.2	8.4
2007	MELBOURNE	6	49	23	47	24	11	46	12	9	75	4	5	9	5	2	3		8	66	1.5	.8	11.0
2008	MELBOURNE	7	34	14	41	16	6	38	4	3	75	1	3	4	3	2			4	37	.7	.5	4.8
2009	MELBOURNE	7	29	13	45	16	6	38	1	1	100	2	4	6	3	1		3	7	33	.9	.4	4.7
		<b>28</b>	<b>156</b>	<b>71</b>	<b>46</b>	<b>76</b>	<b>32</b>	<b>42</b>	<b>29</b>	<b>22</b>	<b>76</b>	<b>8</b>	<b>19</b>	<b>27</b>	<b>14</b>	<b>8</b>	<b>3</b>	<b>10</b>	<b>27</b>	<b>196</b>	<b>1.0</b>	<b>.5</b>	<b>7.0</b>
CAREER STATS																							
		<b>276</b>	<b>1979</b>	<b>871</b>	<b>44</b>	<b>963</b>	<b>339</b>	<b>35%</b>	<b>302</b>	<b>253</b>	<b>84%</b>	<b>117</b>	<b>269</b>	<b>386</b>	<b>250</b>	<b>127</b>	<b>17</b>	<b>142</b>	<b>324</b>	<b>2334</b>	<b>1.4</b>	<b>.9</b>	<b>8.5</b>



## #4 Cedric Jackson | GUARD

**NBL Clubs:** New Zealand Breakers 2011 – Current.

**Career Highlights:** Veteran American pro who joined the Breakers prior to the 2011/12 NBL season ... Won a title in his first season in the NBL with the Breakers in 2012 ... Picked up the NBL Player of the Month award for February 2012 and came fourth in MVP voting in 2012 ... Was named to the All-NBL First Team in 2012 ... Has previously played professionally with Enel Brindisi (Italy), Idaho Stamped (USA-D-League), Erie Bay (USA-D-League), Cleveland Cavaliers (USA-NBA) and Washington Wizards (USA-NBA) ... Named to the NBA D-League's All-Defensive 2nd Team in 2011 ... Played in the D-League's All-Star Game in 2011 ... Played college basketball at St John's and Cleveland State.

**DOB:** 05.03.86

**Birth Place:** New Mexico, USA

**Height:** 191 cm

REGULAR SEASON STATS		FIELD GOALS				3 PTS			FREE THROWS			REBOUNDS								AVERAGES			
YEAR	TEAM	G	ATT	MD	%	ATT	MD	%	ATT	MD	%	OFF	DEF	TOTAL	ASS	STLS	BLKS	TOV	FLS	POINTS	RBD	ASS	PPG
2012	NEW ZEALAND	27	292	123	42	72	20	28	126	77	61	37	124	161	173	67	7	84	68	343	6.0	6.4	12.7
		<b>27</b>	<b>292</b>	<b>123</b>	<b>42</b>	<b>72</b>	<b>20</b>	<b>28</b>	<b>126</b>	<b>77</b>	<b>61</b>	<b>37</b>	<b>124</b>	<b>161</b>	<b>173</b>	<b>67</b>	<b>7</b>	<b>84</b>	<b>68</b>	<b>343</b>	<b>6.0</b>	<b>6.4</b>	<b>12.7</b>
CAREER PLAYOFF STATS																							
2012	NEW ZEALAND	6	58	26	45	26	5	19	36	22	61	7	12	19	40	7	2	23	17	79	3.2	6.7	13.2
		<b>6</b>	<b>58</b>	<b>26</b>	<b>45</b>	<b>26</b>	<b>5</b>	<b>19</b>	<b>36</b>	<b>22</b>	<b>61</b>	<b>7</b>	<b>12</b>	<b>19</b>	<b>40</b>	<b>7</b>	<b>2</b>	<b>23</b>	<b>17</b>	<b>79</b>	<b>3.2</b>	<b>6.7</b>	<b>13.2</b>
CAREER STATS																							
		<b>33</b>	<b>350</b>	<b>149</b>	<b>43</b>	<b>98</b>	<b>25</b>	<b>26</b>	<b>162</b>	<b>99</b>	<b>61</b>	<b>44</b>	<b>136</b>	<b>180</b>	<b>213</b>	<b>74</b>	<b>9</b>	<b>107</b>	<b>85</b>	<b>422</b>	<b>5.5</b>	<b>6.5</b>	<b>12.8</b>



## #5 Will Hudson | FORWARD/CENTRE

**NBL Clubs:** Gold Coast Blaze 2011 – 2012, New Zealand Breakers 2012 – Current.

**Career Highlights:** Joined the Gold Coast Blaze as an import prior to the 2011/12 NBL season and averaged 9.5 points and 6.0 rebounds in 31 games for the club ... Scored a career high 20 points for the Blaze on 17 March 2012 against Adelaide ... Had a successful four-year career at Oakland University from 2007 – 2011 ... Selected to the All-Summit League 2nd Team in 2011 ... In 35 games in his senior college season, averaged 12.6ppg, 7.2rpg, FGP: 64.5%, FT: 71.4%.

**DOB:** 30.03.89

**Birth Place:** Madison, Wisconsin  
USA

**Height:** 206 cm

**Weight:** 106 kg

REGULAR SEASON STATS		FIELD GOALS				3 PTS			FREE THROWS			REBOUNDS									AVERAGES		
YEAR	TEAM	G	ATT	MD	%	ATT	MD	%	ATT	MD	%	OFF	DEF	TOTAL	ASS	STLS	BLKS	TOV	FLS	POINTS	RBD	ASS	PPG
2012	GOLD COAST	28	198	111	56	2	87	49	56	95	76	171	12	15	15	46	69	271	6.1	.4	9.7	.9	9.8
		<b>28</b>	<b>198</b>	<b>111</b>	<b>56</b>	<b>2</b>	<b>87</b>	<b>49</b>	<b>56</b>	<b>95</b>	<b>76</b>	<b>171</b>	<b>12</b>	<b>15</b>	<b>15</b>	<b>46</b>	<b>69</b>	<b>271</b>	<b>6.1</b>	<b>.4</b>	<b>9.7</b>	<b>.9</b>	<b>8.0</b>
CAREER PLAYOFF STATS																							
2012	GOLD COAST	3	22	10	45				7	3	43	9	6	15		3	2	4	7	23	5.0		7.7
		<b>3</b>	<b>22</b>	<b>10</b>	<b>45</b>				<b>7</b>	<b>3</b>	<b>43</b>	<b>9</b>	<b>6</b>	<b>15</b>		<b>3</b>	<b>2</b>	<b>4</b>	<b>7</b>	<b>23</b>	<b>5.0</b>		<b>7.7</b>
CAREER STATS																							
		<b>31</b>	<b>220</b>	<b>121</b>	<b>55%</b>	<b>2</b>	<b>94</b>	<b>52</b>	<b>55%</b>	<b>104</b>	<b>82</b>	<b>186</b>	<b>12</b>	<b>18</b>	<b>17</b>	<b>50</b>	<b>76</b>	<b>294</b>	<b>6.0</b>	<b>.4</b>	<b>9.5</b>	<b>.8</b>	<b>7.9</b>





## #9 Corey Webster | GUARD

**NBL Clubs:** New Zealand Breakers 2008 – Current.

**Career Highlights:** Rejoins the Breakers after an enforced year's absence ... In 2010/11 played 24 games for the Breakers, averaging a career-high 4.0 points ... Was a member of the Breakers inaugural championship winning side in 2011 ... Scored a career high 12 points on 20 October 2010 against Perth ... Was a member of the original Breakers Academy program ... His brother Tai is a member of the Breakers development squad ... Attended Lambuth University in the US, averaging 11.6 points per game and shooting 47.2% from the field ... Was named Freshman of the Year in the NAIA TranSouth Conference ... Member of the NZ Tall Blacks squad for the 2008 Olympic qualifying campaign ... He participated in the FIBA Oceania Championship in 2009 for the Tall Blacks, averaging 4 points per game.

**DOB:** 29.11.88

**Birth Place:** Auckland, New Zealand

**Height:** 188 cm

**Weight:** 82 kg

REGULAR SEASON STATS		FIELD GOALS				3 PTS			FREE THROWS			REBOUNDS						AVERAGES					
YEAR	TEAM	G	ATT	MD	%	ATT	MD	%	ATT	MD	%	OFF	DEF	TOTAL	ASS	STLS	BLKS	TOV	FLS	POINTS	RBD	ASS	PPG
2009	NEW ZEALAND	6	8	1	13	4	1	25	2			1	1	2	1			3	3	3	.2	.3	.5
2010	NEW ZEALAND	9	38	10	26	19	5	26	4	4	100	1	4	5	6	3		3	7	29	.6	.7	3.2
2011	NEW ZEALAND	19	91	33	36	43	16	37	15	12	80	5	11	16	20	7	1	9	24	94	.8	1.1	4.9
		<b>34</b>	<b>137</b>	<b>44</b>	<b>32</b>	<b>66</b>	<b>22</b>	<b>33</b>	<b>21</b>	<b>16</b>	<b>76</b>	<b>6</b>	<b>16</b>	<b>22</b>	<b>28</b>	<b>11</b>	<b>1</b>	<b>15</b>	<b>34</b>	<b>126</b>	<b>.6</b>	<b>.8</b>	<b>3.7</b>
CAREER PLAYOFF STATS																							
2009	NEW ZEALAND	1	1			1									2								2.0
2011	NEW ZEALAND	5	7	1	14	4	1	25							1		1	1	2	3		.2	.6
		6	8	1	13	5	1	20							3		1	1	2	3		.5	.5
CAREER STATS																							
		<b>40</b>	<b>145</b>	<b>45</b>	<b>31</b>	<b>71</b>	<b>23</b>	<b>32</b>	<b>21</b>	<b>16</b>	<b>76</b>	<b>6</b>	<b>16</b>	<b>22</b>	<b>31</b>	<b>11</b>	<b>2</b>	<b>16</b>	<b>36</b>	<b>129</b>	<b>.6</b>	<b>.8</b>	<b>3.2</b>



## #10 Thomas Abercrombie | GUARD/FORWARD

**NBL Clubs:** New Zealand Breakers 2008 – Current.

**Career Highlights:** Has been a part of the Breakers two consecutive championship titles in 2011 and 2012 ... Scored a career high 33 points on 2 December 2011 for the Breakers against the Tigers ... Averaged a career-high 15.2 points as well as 4.6 rebounds for the Breakers in 2011/12 ... Named to the All-NBL First Team in 2011/12 ... Was the NBL Player of the Week in Round Nine of the 2011/12 season ... Won the Larry Sengstock Medal as MVP of the 2011 NBL Grand Final series ... Was one of the stars for the Tall Blacks at the 2010 FIBA World Championships in Turkey ... Averaged 10.5 points per game and 5.4 boards last season in the NBL... Played a year in the strong Washington State University basketball program...Part of the Tall Black New Zealand national team squad, and represented New Zealand at the 2007 World University Games after a stellar college career ... Captained Westlake Boys to the national secondary schools basketball title in his senior year, averaging 20.5 points, 11 rebounds and 2.8 steals per game ... Was named NZ Academy of Sport High Performance Player for two consecutive years ... He won the WBHS Trophy for Academic and Sporting Excellence in 2002 and 2004 ... Was a member of Andrej Lemanis' first Breakers team which toured China in May 2005 ... A gun all-round sportsman, Abercrombie also captained the WBHS team to a national secondary schools volleyball title.

**DOB:** 07.05.87

**Birth Place:** Auckland, New Zealand

**Height:** 198 cm

**Weight:** 87 kg

REGULAR SEASON STATS		FIELD GOALS				3 PTS			FREE THROWS			REBOUNDS						AVERAGES					
YEAR	TEAM	G	ATT	MD	%	ATT	MD	%	ATT	MD	%	OFF	DEF	TOTAL	ASS	STLS	BLKS	TOV	FLS	POINTS	RBD	ASS	PPG
2009	NEW ZEALAND	10	32	18	56	10	4	40	3	2	67	6	13	19	4	1	6	4	13	42	1.9	.4	4.2
2010	NEW ZEALAND	24	159	66	42	56	20	36	73	53	73	23	22	91	28	19	16	21	66	205	3.8	1.2	8.5
2011	NEW ZEALAND	28	239	108	45	81	32	40	69	42	61	38	116	154	48	22	21	37	75	290	5.5	1.7	10.4
2012	NEW ZEALAND	28	328	150	46	122	52	43	113	79	70	41	97	138	43	23	25	60	77	431	4.9	1.5	15.4
		<b>90</b>	<b>758</b>	<b>342</b>	<b>45</b>	<b>269</b>	<b>108</b>	<b>40</b>	<b>258</b>	<b>176</b>	<b>68</b>	<b>108</b>	<b>294</b>	<b>402</b>	<b>124</b>	<b>61</b>	<b>68</b>	<b>121</b>	<b>231</b>	<b>968</b>	<b>4.5</b>	<b>1.4</b>	<b>10.8</b>
CAREER PLAYOFF STATS																							
2009	NEW ZEALAND	3	7	5	71	1						2	3	5	1		2	1	4	10	1.7	.3	3.3
2011	NEW ZEALAND	6	51	22	43	17	4	24	30	19	63	4	26	30	7	9	4	8	21	67	5.0	1.2	11.2
2012	NEW ZEALAND	5	41	19	46	23	11	48	21	20	95	3	11	14	9	3	4	5	9	69	2.8	1.8	13.8
		<b>14</b>	<b>99</b>	<b>46</b>	<b>46</b>	<b>41</b>	<b>15</b>	<b>37</b>	<b>51</b>	<b>39</b>	<b>76</b>	<b>9</b>	<b>40</b>	<b>49</b>	<b>17</b>	<b>12</b>	<b>10</b>	<b>14</b>	<b>34</b>	<b>146</b>	<b>3.5</b>	<b>1.2</b>	<b>10.4</b>
CAREER STATS																							
		<b>104</b>	<b>857</b>	<b>388</b>	<b>45</b>	<b>310</b>	<b>123</b>	<b>40</b>	<b>309</b>	<b>215</b>	<b>70</b>	<b>117</b>	<b>334</b>	<b>451</b>	<b>141</b>	<b>73</b>	<b>78</b>	<b>135</b>	<b>265</b>	<b>1114</b>	<b>4.3</b>	<b>1.4</b>	<b>10.7</b>



## #14 Mika Vukona | FORWARD

**NBL Clubs:** New Zealand Breakers 2004 – 2008, South Dragons 2008 – 2009, Gold Coast Blaze 2009 – 2010, New Zealand Breakers 2010 – Current.

**Career Highlights:** Won back-to-back championships with New Zealand Breakers in 2011 and 2012 ... Averaged a career-high 8.5 points per game in 2011/12, as well as 6.1 rebounds and 2.0 assists ... Polled second in voting for the NBL's Best Defensive Player in 2011/12 ... Joined the Breakers prior to 2010/11 after a season with the Gold Coast Blaze ... Recorded his second-highest career score of 21 points in season 2011/12 on 8 December 2011 against his former Gold Coast team ... Played his first five NBL seasons with New Zealand ... Had a career-high 24 points for the Blaze against New Zealand on 11 February 2010 ... Averaged 6.5 points and 5.4 rebounds in 2009/10 for Gold Coast ... Has a career high of 17 rebounds recorded on 6 November 2005 for the Breakers against Brisbane ... Member of New Zealand Tall Blacks national team and represented his country at the 2010 World Championships in Turkey ... Part of the 2008 NBL Champion South Dragons ... Made his NBL debut on 1 October 2003 for the Breakers against Adelaide, scoring two points.

**DOB:** 13.05.82

**Birth Place:** Suva, Fiji

**Height:** 198 cm

**Weight:** 93 kg

REGULAR SEASON STATS			FIELD GOALS				3 PTS			FREE THROWS			REBOUNDS					AVERAGES						
YEAR	TEAM	G	ATT	MD	%	ATT	MD	%	ATT	MD	%	OFF	DEF	TOTAL	ASS	STLS	BLKS	TOV	FLS	POINTS	RBD	ASS	PPG	
2004	NEW ZEALAND	3	3						2	2	100	1	1	2				1	3	19	22	2.4	.4	2.8
2005	NEW ZEALAND	8	15	7	47	2	1	50	13	7	54	14	5	19	3	1	2	3	19	22	2.4	.4	2.8	
2006	NEW ZEALAND	32	149	78	52	1	1	100	72	28	39	113	126	239	37	24	8	65	102	185	7.5	1.2	5.8	
2007	NEW ZEALAND	33	151	71	47	3			58	31	53	96	109	205	37	13	10	36	95	173	6.2	1.1	5.2	
2008	NEW ZEALAND	30	162	93	57	4	1	25	79	39	49	103	156	259	48	20	17	56	109	226	8.6	1.6	7.5	
2009	SOUTH	29	123	72	59	2			48	16	33	73	92	165	38	15	8	48	77	160	5.7	1.3	5.5	
2010	GOLD COAST	28	129	69	53	12	7	58	66	41	62	57	88	145	36	10	8	49	83	186	5.2	1.3	6.6	
2011	NEW ZEALAND	28	173	105	61	13	7	54	42	23	55	84	130	214	56	23	11	45	98	240	7.6	2.0	8.6	
2012	NEW ZEALAND	28	190	102	54	2	1	50	74	49	66	62	112	174	52	27	11	68	100	254	6.2	1.9	9.1	
		<b>219</b>	<b>1095</b>	<b>597</b>	<b>55</b>	<b>39</b>	<b>18</b>	<b>46</b>	<b>454</b>	<b>236</b>	<b>52</b>	<b>603</b>	<b>819</b>	<b>1422</b>	<b>307</b>	<b>134</b>	<b>75</b>	<b>371</b>	<b>686</b>	<b>1448</b>	<b>6.5</b>	<b>1.4</b>	<b>6.6</b>	
CAREER PLAYOFF STATS																								
2008	NEW ZEALAND	2	7	4	57				2			3	5	8	4			5	7	8	4.0	2.0	4.0	
2009	SOUTH	8	39	18	46				16	9	56	22	22	44	9	6	1	14	20	45	5.5	1.1	5.6	
2010	GOLD COAST	2	8	3	38	1			4	3	75	5	13	18	1	2		3	5	9	9.0	.5	4.5	
2011	NEW ZEALAND	6	35	17	49	10			7	70	20	25	45	7	4	1	10	14	41	7.5	1.2	6.8	7.6	
2012	NEW ZEALAND	6	30	15	50	6			6	100	9	23	32	16	9	1	17	23	36	5.3	2.7	6.0	6.2	
		<b>24</b>	<b>119</b>	<b>57</b>	<b>48</b>	<b>1</b>			<b>38</b>	<b>25</b>	<b>66</b>	<b>59</b>	<b>88</b>	<b>147</b>	<b>37</b>	<b>21</b>	<b>3</b>	<b>49</b>	<b>69</b>	<b>139</b>	<b>6.1</b>	<b>1.5</b>	<b>5.8</b>	
CAREER STATS																								
		<b>243</b>	<b>1214</b>	<b>654</b>	<b>54</b>	<b>40</b>	<b>18</b>	<b>45</b>	<b>492</b>	<b>261</b>	<b>53</b>	<b>662</b>	<b>907</b>	<b>1569</b>	<b>344</b>	<b>155</b>	<b>78</b>	<b>420</b>	<b>755</b>	<b>1587</b>	<b>6.5</b>	<b>1.4</b>	<b>6.5</b>	



## #23 CJ Bruton | GUARD

**NBL Clubs:** Perth Wildcats 1994, Brisbane Bullets 1998, Wollongong Hawks 1999 – 2000, Canberra Cannons 2002 – 2003, Sydney Kings 2004 – 2006, Brisbane Bullets 2007 – 2008, New Zealand Breakers 2008 – Current.

**Career Highlights:** Member of the NZ Breakers championship teams in 2010/11 and 2011/12, winning the Larry Sengstock Medal as Grand Final MVPO in 2012 ... Averaged 16.4 points, 3.4 rebounds and 3.3 assists for New Zealand in 2009/10 regular season ... Started his career as a teenager with the Perth Wildcats in 1994 ... Has had stints with Brisbane (twice), Wollongong, Canberra and Sydney in the NBL, as well as overseas stints in Venezuela and the USA (at college, CBA and NBA level)... He was considered one of the best junior college players at Indian Hills Christian College (Div 1, 1995-97) but was then declared ineligible to compete in the NCAA because he had previously played professionally for Perth ... Was selected by the NBA's Vancouver Grizzlies in the second round (#53) of the 1997 NBA Draft ... Has won three NBL titles, two with the Sydney Kings in 2004 and 2005 and another with the Bullets in the 2007 ... Led the NBL in free throw shooting in 2008-09, hitting 88.1% of his foul shots ... Was a member of the All-NBL First team in 2009 ... An Australian Olympian in 2000, 2004 and 2008, he won Commonwealth Games gold in Melbourne.

**DOB:** 13.12.75

**Birth Place:** Kansas, USA

**Height:** 188 cm

**Weight:** 88 kg

REGULAR SEASON STATS			FIELD GOALS			3 PTS			FREE THROWS			REBOUNDS			AVERAGES								
YEAR	TEAM	G	ATT	MD	%	ATT	MD	%	ATT	MD	%	OFF	DEF	TOTAL	ASS	STLS	BLKS	TOV	FLS	POINTS	RBD	ASS	PPG
1994	PERTH	25	108	42	39	49	19	39	28	24	86	19	20	39	38	11	3	32	41	127	1.6	1.5	5.1
1998	BRISBANE	30	370	159	43	176	73	41	89	76	85	35	47	82	119	56	2	70	97	467	2.7	4.0	15.6
9899	WOLLONGONG	26	421	186	44	188	77	41	124	103	83	32	79	111	89	50	2	89	91	552	4.3	3.4	21.2
2000	WOLLONGONG	28	470	200	43	223	91	41	162	129	80	29	68	97	93	62	1	83	114	620	3.5	3.3	22.1
2002	CANBERRA	29	414	178	43	208	77	37	141	123	87	30	100	130	114	41	8	70	94	556	4.5	3.9	19.2
2003	CANBERRA	15	189	76	40	89	31	35	67	55	82	19	40	59	63	31	4	37	43	238	3.9	4.2	15.9
2004	SYDNEY	33	399	173	43	222	85	38	139	115	83	19	97	116	124	45	4	87	78	546	3.5	3.8	16.5
2005	SYDNEY	25	310	134	43	160	67	42	97	76	78	29	70	99	135	42	1	63	76	411	4.0	5.4	16.4
2006	SYDNEY	28	375	181	48	203	98	48	116	93	80	29	74	103	152	48	4	71	57	553	3.7	5.4	19.8
2007	BRISBANE	33	349	143	41	211	83	39	116	95	82	28	59	87	143	27	4	61	94	464	2.6	4.3	14.1
2008	BRISBANE	30	357	170	48	216	101	47	153	124	81	25	65	90	139	34	4	59	88	565	3.0	4.6	18.8
2009	NEW ZEALAND	27	269	124	46	155	73	47	109	96	88	22	74	96	146	47	3	71	69	417	3.6	5.4	15.4
2010	NEW ZEALAND	28	320	142	44	198	82	41	119	105	88	23	70	93	93	38	3	54	71	471	3.3	3.4	16.8
2011	NEW ZEALAND	28	230	96	42	146	56	38	66	58	88	10	37	47	50	20	6	40	53	306	1.7	1.8	10.9
2012	NEW ZEALAND	22	178	64	36	128	44	34	37	32	86	16	29	45	40	13	1	21	37	204	2.0	1.8	9.3
		<b>407</b>	<b>4759</b>	<b>2068</b>	<b>43</b>	<b>2572</b>	<b>1057</b>	<b>41%</b>	<b>1563</b>	<b>1304</b>	<b>83</b>	<b>365</b>	<b>929</b>	<b>1294</b>	<b>1540</b>	<b>567</b>	<b>50</b>	<b>904</b>	<b>1103</b>	<b>6497</b>	<b>3.2</b>	<b>3.8</b>	<b>16.0</b>
CAREER PLAYOFF STATS																							
1994	PERTH	1	3			2									1	2		2	4		.0	1.0	.0
1998	BRISBANE	4	52	18	35	21	6	29	18	15	83	3	7	10	18	5	1	9	17	57	2.5	4.5	14.3
9899	WOLLONGONG	4	76	26	34	34	11	32	9	8	89	4	14	18	16	6		18	17	71	4.5	4.0	17.8
2004	SYDNEY	7	104	41	39	56	21	38	20	19	95	9	17	26	28	11	1	14	13	122	3.7	4.0	17.4
2005	SYDNEY	5	56	20	36	25	10	40	35	29	83	5	14	19	36	12	2	8	17	79	3.8	7.2	15.8
2006	SYDNEY	5	61	17	28	25	4	16	14	10	71	5	13	18	36	9		14	17	48	3.6	7.2	9.6
2007	BRISBANE	6	63	27	43	28	11	39	21	18	86	2	12	14	31	6	2	13	15	83	2.3	5.2	13.8
2008	BRISBANE	3	50	22	44	27	11	41	14	11	79	1	14	15	15	4	1	5	9	66	5.0	5.0	22.0
2009	NEW ZEALAND	3	39	25	64	28	17	61	6	3	50	1	5	6	15	5	1	1	9	70	2.0	5.0	23.3
2011	NEW ZEALAND	6	57	21	37	44	14	32	11	11	100	4	7	11	11	2	1	7	19	67	1.8	1.8	11.2
2012	NEW ZEALAND	6	69	32	46	51	23	45	20	14	70	2	6	8	11	4	8	14	101	1.3	1.8	16.8	23.3
		<b>50</b>	<b>630</b>	<b>249</b>	<b>40</b>	<b>341</b>	<b>128</b>	<b>38</b>	<b>168</b>	<b>138</b>	<b>82</b>	<b>36</b>	<b>109</b>	<b>145</b>	<b>218</b>	<b>66</b>	<b>9</b>	<b>99</b>	<b>151</b>	<b>764</b>	<b>2.9</b>	<b>4.4</b>	<b>15.3</b>
CAREER STATS																							
		<b>457</b>	<b>5389</b>	<b>2317</b>	<b>43</b>	<b>2913</b>	<b>1185</b>	<b>41</b>	<b>1731</b>	<b>1442</b>	<b>83</b>	<b>401</b>	<b>1038</b>	<b>1439</b>	<b>1758</b>	<b>633</b>	<b>59</b>	<b>1003</b>	<b>1254</b>	<b>7261</b>	<b>3.1</b>	<b>3.8</b>	<b>15.9</b>



## #24 Dillon Boucher | FORWARD

**NBL Clubs:** NZ Breakers 2004 – 2005, Perth Wildcats 2006, Brisbane Bullets 2007 – 2008, New Zealand Breakers 2008 – Current.

**Career Highlights:** Member of the Breakers championship teams in 2011 and 2012 ... Won the NBL's Best Defensive Player award in 2010 ... Was a member of the Breakers inaugural team, before playing for the Perth Wildcats for one season and then two seasons with the Brisbane Bullets ... Won an NBL title with the Bullets in 2007 ... Holds the record for most titles ever won in the NZNBL, a staggering eight, seven with Auckland and one with Waikato – the most recent in 2005 where he was Final MVP ... Was also named to the NZ NBL All-Star Five in 2002, 2003 and 2007 ... Now retired from the Tall Blacks, the New Plymouth born Boucher made his NZ debut at the Goodwill Games in 2001 and was a member of the hugely successful 2002 World Championship team that won Team of the Year and overall honours at the Halberg Awards in early 2003 ... He also attended the Athens Olympics in 2004 and the 2006 World Champs in Japan during an international career that finished just a dozen matches short of 100 games ... Won the Vince Hickey Trophy, Brisbane's major award for all-round commitment to the game on and off the court.

**DOB:** 27.12.75

**Birth Place:** New Plymouth, NZ

**Height:** 196 cm

**Weight:** 96 kg

REGULAR SEASON STATS			FIELD GOALS			3 PTS			FREE THROWS			REBOUNDS						AVERAGES					
YEAR	TEAM	G	ATT	MD	%	ATT	MD	%	ATT	MD	%	OFF	DEF	TOTAL	ASS	STLS	BLKS	TOV	FLS	POINTS	RBD	ASS	PPG
2004	NEW ZEALAND	30	138	68	49	12	2	17	52	27	52	60	78	138	111	60	9	83	81	165	4.6	3.7	5.5
2005	NEW ZEALAND	30	118	47	40	13			48	26	54	60	66	126	77	53	18	62	82	120	4.2	2.6	4.0
2006	PERTH	31	101	45	45	5			52	31	60	51	70	121	67	41	9	59	92	121	3.9	2.2	3.9
2007	BRISBANE	33	123	66	54	1			67	31	46	59	68	127	99	58	18	49	118	163	3.8	3.0	4.9
2008	BRISBANE	28	85	40	47	1			39	19	49	65	75	140	75	25	9	34	97	99	5.0	2.7	3.5
2009	NEW ZEALAND	30	92	45	49	1			35	21	60	73	75	148	101	49	11	39	110	111	4.9	3.4	3.7
2010	NEW ZEALAND	28	89	58	65	3			30	19	63	74	72	145	92	36	12	50	107	135	5.2	3.2	4.8
2011	NEW ZEALAND	27	55	26	47				29	17	59	53	59	112	59	18	5	55	79	69	4.1	2.2	2.6
2012	NEW ZEALAND	28	58	23	40	5	1	20	24	13	54	44	59	103	63	24	7	49	82	60	3.7	2.3	2.1
		<b>265</b>	<b>859</b>	<b>418</b>	<b>49</b>	<b>41</b>	<b>3</b>	<b>7</b>	<b>376</b>	<b>204</b>	<b>54</b>	<b>536</b>	<b>624</b>	<b>1160</b>	<b>741</b>	<b>365</b>	<b>98</b>	<b>479</b>	<b>848</b>	<b>1043</b>	<b>4.4</b>	<b>2.8</b>	<b>3.9</b>
CAREER PLAYOFF STATS																							
2006	PERTH	4	12	7	58	1			9	1	11	6	9	15	12	5		11	14	15	3.8	3.0	3.8
2007	BRISBANE	6	10	4	40				5	3	60	7	14	21	9	3		9	8	11	3.5	1.5	1.8
2008	BRISBANE	3	5	2	40				2	1	50	6	12	18	6	1	1	4	8	5	6.0	2.0	1.7
2009	NEW ZEALAND	3	13	9	69				6	4	67	15	11	26	22	6	2	5	11	22	8.7	7.3	7.7
2011	NEW ZEALAND	6	11	4	36				11	9	82	8	5	13	13	3	8	21	17	2.2	2.2	2.8	6.9
2012	NEW ZEALAND	6	16	8	50				7	3	43	13	13	26	21	6	2	9	20	19	4.3	3.5	3.2
		<b>28</b>	<b>67</b>	<b>34</b>	<b>51</b>	<b>1</b>			<b>40</b>	<b>21</b>	<b>53</b>	<b>55</b>	<b>64</b>	<b>119</b>	<b>83</b>	<b>24</b>	<b>5</b>	<b>46</b>	<b>82</b>	<b>89</b>	<b>4.3</b>	<b>3.0</b>	<b>3.2</b>
CAREER STATS																							
		<b>293</b>	<b>926</b>	<b>452</b>	<b>49</b>	<b>42</b>	<b>3</b>	<b>7</b>	<b>416</b>	<b>225</b>	<b>54</b>	<b>591</b>	<b>688</b>	<b>1279</b>	<b>824</b>	<b>389</b>	<b>103</b>	<b>525</b>	<b>930</b>	<b>1132</b>	<b>4.4</b>	<b>2.8</b>	<b>3.9</b>



## #33 Leon Henry | GUARD/FORWARD

**NBL Clubs:** New Zealand Breakers 2010 – Current.

**Career Highlights:** NBL Championship Player in 2010/11 and 2011/12 seasons with the Breakers ... Scored a career high of 11 points on 25 March 2002 against Gold Coast ... Attended Southern Idaho Junior College in 2005-06 playing 29 games ... He was selected to join the Tall Blacks squad on 16 July 2009 for the first time ... He participated in the FIBA Oceania Championship in 2009 ... Henry has won two NZNBL championships with the Wellington Saints in 2010 and 2011.

**DOB:** 13.10.85

**Birth Place:** Auckland, NZ

**Height:** 202 cm

REGULAR SEASON STATS			FIELD GOALS				3 PTS			FREE THROWS			REBOUNDS						AVERAGES				
YEAR	TEAM	G	ATT	MD	%	ATT	MD	%	ATT	MD	%	OFF	DEF	TOTAL	ASS	STLS	BLKS	TOV	FLS	POINTS	RBD	ASS	PPG
2011	NEW ZEALAND	3	1																				
2012	NEW ZEALAND	17	61	17	28	39	10	26	4	2	50	20	26	46	9	5	1	9	26	46	2.7	.5	2.7
		<b>20</b>	<b>62</b>	<b>17</b>	<b>27</b>	<b>39</b>	<b>10</b>	<b>26</b>	<b>4</b>	<b>2</b>	<b>50</b>	<b>20</b>	<b>27</b>	<b>47</b>	<b>10</b>	<b>6</b>	<b>1</b>	<b>11</b>	<b>26</b>	<b>46</b>	<b>2.4</b>	<b>.5</b>	<b>2.3</b>
CAREER PLAYOFF STATS																							
2012	NEW ZEALAND	6	21	7	33	15	5	33				3	15	18	3	6	8	9	19	3.0	.5	3.2	22
		<b>6</b>	<b>21</b>	<b>7</b>	<b>33</b>	<b>15</b>	<b>5</b>	<b>33</b>				<b>3</b>	<b>15</b>	<b>18</b>	<b>3</b>	<b>6</b>	<b>8</b>	<b>9</b>	<b>19</b>	<b>3.0</b>	<b>.5</b>	<b>3.2</b>	<b>22</b>
CAREER STATS																							
		<b>26</b>	<b>83</b>	<b>24</b>	<b>29</b>	<b>54</b>	<b>15</b>	<b>28</b>	<b>4</b>	<b>2</b>	<b>50</b>	<b>23</b>	<b>42</b>	<b>65</b>	<b>13</b>	<b>12</b>	<b>1</b>	<b>19</b>	<b>35</b>	<b>65</b>	<b>2.5</b>	<b>.5</b>	<b>2.5</b>





## #35 Alex Pledger | CENTRE

**NBL Clubs:** New Zealand Breakers 2009 – Current

**Career Highlights:** Nickname is 'The Chief' ... A member of the Breakers back-to-back championship teams in 2011 and 2012 ... Averaged career-highs of 8.6 points and 5.3 rebounds in 2011/12, including setting a new career scoring mark with 18 points on 8 December 2011 against Gold Coast ... Represented New Zealand at the 2010 World Championships in Turkey averaging 3.0 ppg, 2.0 ropg and 1.0 apg ... Attended the University of Missouri-Kansas City from 2005-2008 ... Also attended Belmont Abbey College from 2008-2009... Named to the 2008 Summit League Winter/Spring Academic All-League Team; Selected to New Zealand Tall Blacks... In 2005 Played for New Zealand U19 Team at San Diego International Junior Invitational Tournament; Invited to New Zealand National Team tryout camp... Played for New Zealand Tall Blacks in 2008 ... Averaged 12.6 points, 6.2 rebounds and 1.9 blocks per game in his junior year at Belmont Abbey College.

**DOB:** 27.03.87

**Birth Place:** Blenheim, NZ

**Height:** 213 cm

**Weight:** 113 kg

REGULAR SEASON STATS			FIELD GOALS				3 PTS			FREE THROWS			REBOUNDS						AVERAGES					
YEAR	TEAM	G	ATT	MD	%	ATT	MD	%	ATT	MD	%	OFF	DEF	TOTAL	ASS	STLS	BLKS	TOV	FLS	POINTS	RBD	ASS	PPG	
2010	NEW ZEALAND	8	11	5	45				8	5	63	5	8	13										
2011	NEW ZEALAND	28	123	65	53				56	36	64	61	71	132	7	4	13	31	48	166	4.7	.3	5.9	
2012	NEW ZEALAND	8	173	101	58				48	29	60	71	83	154	8	7	23	40	36	231	5.5	.3	8.3	
		<b>64</b>	<b>307</b>	<b>171</b>	<b>56</b>				<b>112</b>	<b>70</b>	<b>63</b>	<b>137</b>	<b>162</b>	<b>299</b>	<b>15</b>	<b>11</b>	<b>38</b>	<b>72</b>	<b>92</b>	<b>412</b>	<b>4.7</b>	<b>.2</b>	<b>6.4</b>	
CAREER PLAYOFF STATS																								
2011	NEW ZEALAND	6	29	17	59				15	6	40	10	16	26	2	2	7	5	9	40	4.3	.3	6.7	
2012	NEW ZEALAND	6	33	20	61				22	20	91	12	13	25	3	5	3	5	10	60	4.2	.5	10.0	
		<b>12</b>	<b>62</b>	<b>37</b>	<b>60</b>				<b>37</b>	<b>26</b>	<b>70</b>	<b>22</b>	<b>29</b>	<b>51</b>	<b>5</b>	<b>7</b>	<b>10</b>	<b>10</b>	<b>19</b>	<b>100</b>	<b>4.3</b>	<b>.4</b>	<b>8.3</b>	
CAREER STATS																								
		<b>76</b>	<b>369</b>	<b>208</b>	<b>56</b>				<b>149</b>	<b>96</b>	<b>64</b>	<b>159</b>	<b>191</b>	<b>350</b>	<b>20</b>	<b>18</b>	<b>48</b>	<b>82</b>	<b>111</b>	<b>512</b>	<b>4.6</b>	<b>.3</b>	<b>6.7</b>	



Perth  
Wildcats





## Player Roster

NO.	PLAYER	POSITION	HEIGHT	DOB	BIRTHPLACE
4	Greg Hire	Forward	201 cm	19.09.87	Perth, WA
5	Everard Bartlett	Guard	198 cm	06.02.86	Hawkes Bay, NZ
9	Matthew Knight	Forward/Centre	204 cm	31.05.85	Burnie, TAS
11	Cameron Tovey	Forward/Guard	203 cm	26.06.85	Penang, Malaysia
12	Kevin Lisch #	Guard	190 cm	16.05.86	Belleville, Illinois USA
22	Brad Robbins	Guard	186 cm	12.01.85	Melbourne, VIC
24	Jesse Wagstaff	Forward	203 cm	30.04.86	Canberra, ACT
25	Jeremiah Trueman	Centre/Forward	207 cm	19.05.87	New Plymouth, NZ
42	Shawn Redhage	Forward	202 cm	21.01.81	Jacksonville, Florida USA
53	Damian Martin	Guard	188 cm	05.09.84	Gloucester, NSW

# Import

**Development Players:** Ben Purser, Michael Vigor, Gavin Fields, Trian Iliadis, Kyle Armour, Darrell Morgan, Rob Cassir, Damien Scott

### COACHING STAFF

**Head Coach:** Rob Beveridge

**Assistant Coaches:** Shawn Dennis, Andy Stewart

### Venue Info

**Venue:** Perth Arena  
Wellington Street, Perth WA 6000



### Media Contact

**Contact Name:** Jorden Teo  
Communications Manager

**Postal Address:** PO Box 455 Wembley WA 6913

**Phone Number:** 08 6272 0770

**Mobile:** 0408 093 084

**Email Address:** jorden@wildcats.com.au

wildcats.com.au



# Schedule 2012/13

ROUND	GAME	DATE	HOME	AWAY	VENUE	TIP OFF
1	Fri	5/10/12	New Zealand	Perth	North Shore Events Centre	7:30 PM
2	Sun	14/10/12	Townsville	Perth	Townsville Entertainment Centre	1:00 PM
3	Sun	21/10/12	Melbourne	Perth	Hisense Arena	2:00 PM
5	Sun	4/11/12	Wollongong	Perth	Wollongong Entertainment Centre	4:00 PM
6	Sun	11/11/12	Adelaide	Perth	Adelaide Arena	1:30 PM
7	Fri	16/11/12	Perth	Adelaide	Perth Arena	6:40 PM
8	Thur	22/11/12	Perth	New Zealand	Perth Arena	7:10 PM
8	Sat	24/11/12	Townsville	Perth	Townsville Entertainment Centre	7:30 PM
9	Fri	30/11/12	Perth	Sydney	Perth Arena	6:40 PM
10	Fri	7/12/12	Perth	Wollongong	Perth Arena	6:40 PM
10	Sun	9/12/12	Adelaide	Perth	Adelaide Arena	1:30 PM
11	Fri	14/12/12	Wollongong	Perth	Wollongong Entertainment Centre	7:30 PM
12	Sun	30/12/12	Sydney	Perth	Sydney Entertainment Centre	2:00 PM
13	Sat	5/01/13	Cairns	Perth	Cairns Convention Centre	7:30 PM
14	Sun	13/01/13	Perth	Melbourne	Perth Arena	4:10 PM
15	Fri	18/01/13	Perth	Cairns	Perth Arena	7:10 PM
16	Fri	25/01/13	Perth	Townsville	Perth Arena	6:40 PM
17	Fri	1/02/13	New Zealand	Perth	Vector Arena	7:30 PM
17	Sun	3/02/13	Perth	Wollongong	Perth Arena	4:10 PM
18	Fri	8/02/13	Perth	Adelaide	Perth Arena	6:40 PM
19	Fri	15/02/13	Perth	Townsville	Perth Arena	7:10 PM
19	Sun	17/02/13	Melbourne	Perth	State Netball & Hockey Centre	2:00 PM
20	Thu	21/02/13	Perth	Melbourne	Perth Arena	7:10 PM
20	Sun	24/02/13	Sydney	Perth	Sydney Entertainment Centre	2:00 PM
21	Fri	1/03/13	Cairns	Perth	Cairns Convention Centre	7:30 PM
22	Fri	8/03/13	Perth	Sydney	Perth Arena	6:40 PM
23	Sun	17/03/13	Perth	Cairns	Perth Arena	4:10 PM
24	Fri	22/03/13	Perth	New Zealand	Perth Arena	7:10 PM



# Results 2011/12

ROUND	DATE	HOME	RESULT	AWAY	VENUE	WIN/LOSS
1	8/10/11	Adelaide 36ers	69-102	Perth Wildcats	Adelaide Arena	W
2	14/10/11	Perth Wildcats	92-76	Melbourne Tigers	Challenge Stadium	W
3	22/10/11	Townsville Crocodiles	85-93	Perth Wildcats	Townsville Entertainment Centre	W
4	28/10/11	Perth Wildcats	92-100	Adelaide 36ers	Challenge Stadium	L
5	5/11/11	Perth Wildcats	87-71	Wollongong Hawks	Challenge Stadium	W
6	12/11/11	Gold Coast Blaze	107-92	Perth Wildcats	Gold Coast Convention Centre	L
6	13/11/11	Cairns Taipans	64-70	Perth Wildcats	Cairns Convention Centre	W
7	18/11/11	Melbourne Tigers	87-82	Perth Wildcats	State Netball Hockey Centre	L
7	20/11/11	Wollongong Hawks	70-86	Perth Wildcats	WIN Entertainment Centre	W
8	27/11/11	Perth Wildcats	103-92	Sydney Kings	Challenge Stadium	W
9	4/12/11	Perth Wildcats	84-96	Adelaide 36ers	Challenge Stadium	L
10	11/12/11	Wollongong Hawks	70-98	Perth Wildcats	WIN Entertainment Centre	W
11	17/12/11	Gold Coast Blaze	77-74	Perth Wildcats	Gold Coast Convention Centre	L
12	23/12/11	Perth Wildcats	86-62	New Zealand Breakers	Challenge Stadium	W
13	31/12/11	Townsville Crocodiles	76-97	Perth Wildcats	Townsville Entertainment Centre	W
14	6/01/12	Perth Wildcats	72-67	Melbourne Tigers	Challenge Stadium	W
15	13/01/12	Perth Wildcats	92-80	Gold Coast Blaze	Challenge Stadium	W
16	20/01/12	Sydney Kings	75-76	Perth Wildcats	Sydney Entertainment Centre	W
17	28/01/12	Perth Wildcats	87-55	Townsville Crocodiles	Challenge Stadium	W
18	2/02/12	New Zealand Breakers	83-77	Perth Wildcats	North Shore Events Centre	L
19	10/02/12	Cairns Taipans	76-67	Perth Wildcats	Cairns Convention Centre	L
20	19/02/12	Perth Wildcats	91-74	Sydney Kings	Challenge Stadium	W
21	24/02/12	Adelaide 36ers	79-90	Perth Wildcats	Adelaide Arena	W
21	26/02/12	Perth Wildcats	78-83	Cairns Taipans	Challenge Stadium	L
22	4/03/12	Perth Wildcats	99-101 OT	New Zealand Breakers	Challenge Stadium	L
23	11/03/12	Perth Wildcats	94-59	Cairns Taipans	Challenge Stadium	W
24	16/03/12	Perth Wildcats	101-66	Townsville Crocodiles	Challenge Stadium	W
25	23/03/12	Melbourne Tigers	71-72	Perth Wildcats	State Netball Hockey Centre	W
Semis	1/04/12	Perth Wildcats	85-70	Gold Coast Blaze	Challenge Stadium	W
Semis	4/04/12	Gold Coast Blaze	72-70	Perth Wildcats	Gold Coast Convention Centre	L
Semis	7/04/12	Perth Wildcats	88-67	Gold Coast Blaze	Challenge Stadium	W
Grand Final	12/04/12	New Zealand Breakers	104-98 OT	Perth Wildcats	Vector Arena	L
Grand Final	20/04/12	Perth Wildcats	87-86	New Zealand Breakers	Challenge Stadium	W
Grand Final	24/04/12	New Zealand Breakers	79-73	Perth Wildcats	Vector Arena	L

## Career Single Game Highs For Selected Players (Player, All Time)

	PL	Field			3 point		Rebounds					F/Throws		Points			
		A	M	%	A	M	FL	AS	BL	ST	TO	OF	DE	TOT	A	M	TOT
Everard Bartlett	24	9	4	80	6	3	4	4	1	3	4	2	5	6	6	4	11
Greg Hire	44	6	4	100	2	1	4	3	1	1	2	3	3	6	8	6	12
Matthew Knight	102	21	15	75	5	3	4	6	3	3	4	9	12	16	11	10	35
Kevin Lisch	98	23	9	71	10	5	5	8	2	4	6	4	8	8	12	10	29
Damian Martin	121	15	9	100	6	4	5	9	3	7	6	6	9	12	9	8	21
Shawn Redhage	233	27	16	71	10	6	6	15	3	4	9	9	14	20	18	17	40
Brad Robbins	205	12	7	100	6	4	6	9	2	6	5	5	5	8	8	6	16
Cameron Tovey	219	16	9	100	9	6	6	6	3	4	8	5	10	12	12	7	20
Jeremiah Trueman	53	9	6	100	2	1	3	2	2	2	2	5	4	5	2	2	12
Jesse Wagstaff	89	15	9	100	8	5	5	4	3	3	4	5	6	10	10	8	25



# Year by Year

YEAR	WINS	LOSSES	POS	PLAYOFFS	COACH	CAPTAIN	MVP
1982	10	16	10th	did not qualify	Henry Daigle	Mike Ellis	Tim Evans
1983	6	16	7th	did not qualify	Gordon Ellis	Mike Ellis	Mike Ellis
1984	3	20	8th	did not qualify	Lynn Massey	Mike Ellis	Mike Ellis
1985	13	13	8th	did not qualify	Jay Brehmer	Mike Ellis	Dan Clausen
1986	8	18	12th	did not qualify	Jay Brehmer	Mike Ellis	Mike Ellis
1987	19	7	4th	lost Grand Final	Cal Bruton	Mike Ellis	James Crawford
1988	13	11	6th	lost Semi Finals	Cal Bruton	Mike Ellis	James Crawford
1989	16	8	3rd	lost Semi Finals	Alan Black	Mike Ellis	Tiny Pinder
1990	17	9	5th	Champions	Alan Black	Mike Ellis / Cal Bruton	James Crawford
1991	22	4	1st	Champions	Murray Arnold	Mike Ellis	Ricky Grace
1992	12	12	6th	lost Quarter Finals	Murray Arnold	Mike Ellis	James Crawford
1993	21	5	1st	lost Grand Final	Adrian Hurley	Andrew Vlahov	Scott Fisher
1994	16	10	6th	lost Quarter Finals	Adrian Hurley	Andrew Vlahov	Scott Fisher
1995	19	7	1st	Champions	Adrian Hurley	Andrew Vlahov	Andrew Vlahov
1996	16	10	3rd	lost Quarter Finals	Adrian Hurley	Andrew Vlahov	Andrew Vlahov
1997	17	13	4th	lost Semi Finals	Adrian Hurley	Andrew Vlahov	Ricky Grace
1998	17	13	3rd	lost Semi Finals	Alan Black	Andrew Vlahov	Ricky Grace
98/99	13	13	6th	lost Elim. Finals	Alan Black	Andrew Vlahov	Ricky Grace
99/00	22	6	3rd	Champions	Alan Black	Andrew Vlahov	Paul Rogers
00/01	21	7	3rd	Lost First Round	Alan Black	Andrew Vlahov	Ricky Grace
01/02	17	13	2nd	Lost First Round	Alan Black	Andrew Vlahov	Ricky Grace
02/03	22	8	2nd	Lost Grand Final	Alan Black	Ricky Grace	Rob Feaster
03/04	15	18	7th	lost Quarter Final	Mike Ellis	Ricky Grace	Rashad Tucker
04/05	17	15	7th	lost Quarter Final	Scott Fisher	Ricky Grace	Rosell Ellis
05/06	16	16	7th	lost Semi Final	Scott Fisher	Tony Ronaldson	Shawn Redhage
06/07	23	10	3rd	lost Quarter Final	Scott Fisher	Tony Ronaldson	Shawn Redhage
07/08	18	12	4th	lost Semi finals	Conner Henry	Paul Rogers	Shawn Redhage
08/09	17	13	4th	lost quarterfinals	Conner Henry	Paul Rogers	Shawn Redhage
09/10	17	11	1st	Champions	Rob Beveridge	Shawn Redhage	Shawn Redhage
10/11	16	12	4th	lost Semi Final	Rob Beveridge	S.Redhage/B.Robbins	S.Redhage/K.Lisch
11/12	19	9	2nd	Lost Grand Final	Rob Beveridge	Shawn Redhage & Brad Robbins	Kevin Lisch








## Head Coach Rob Beveridge

Won an NBL championship title with Perth in 2010 and also led the Wildcats to the Grand Final in 2012 ... Helped the Wildcats to the minor premiership in 2009/10 with a 17-11 record ... In 2010/11 coached the Wildcats to the NBL Semi-Finals ... Joined the Wildcats as Head Coach at the start of the 2009/10 season, replacing former coach Conner Henry ... Appointed to Head Coach of the West Sydney Razorbacks in March 2007 and also coached the Sydney Spirit in 2008-09... Previous to this appointment, was the Head Coach of the New South Wales Institute of Sport Basketball Program from 1997 - 2007 ... Head Coach of the Australian Junior Men's Team (Emus) who won a gold medal at the 2003 World Championships ... Assistant Coach of the Boomers at the 2004 Olympic Games, 2006 World Championships and the 2006 Commonwealth Games ... Head Coach for the World U20 Select team at the Nike Hoops Summit since 2005.

YEAR	TEAM	REGULAR SEASON			FINALS		NOTES
		WIN	LOSS	POS	WIN	LOSS	
2008	West Sydney Razorbacks	10	20	10th			did not qualify
2009	Sydney Spirit	11	19	8th	0	0	missed Finals
2010	Perth Wildcats	17	11	1st	4	1	Champions
2011	Perth Wildcats	16	12	4th	1	2	Lost Semi Final
2012	Perth Wildcats	19	9	2nd	3	3	Lost Grand Final
<b>Total</b>		<b>72</b>	<b>72</b>		<b>8</b>	<b>6</b>	
<b>Overall Record</b>		<b>80</b>	<b>78</b>				



## #4 Greg Hire | FORWARD

**NBL Clubs:** Perth Wildcats 2010 – Current.

**Career Highlights:** Returns to the Wildcats for his third season ... Averaged a career-high of 2.7 points and 1.6 rebounds per game in 31 games last season ... Helped the Wildcats to the Grand Final in 2012, where they were defeated by New Zealand ... Signed as the Wildcats tenth contracted player prior to the 2011/12 season ... Has played for Wanneroo Wolves (SBL) ... Joined the Wildcats as a development player in season 2010/11 after graduating from Augusta State University ... Has also represented Western Australia at the under 18 and under 20 national championships and was named SBL Rookie of the Year in 2006 ... From 2006-2008 attended Miles Community College in the US ... In July 2008 participated in the National Basketball League Prospects Camp in Melbourne ... Helped August State win the Peach Belt Regular Season Championship and the Peach Belt Tournament in 2009 ... In 2010 again led Augusta State to the Peach Belt East Division Regular Season Championship as well as the Peach Belt Tournament Semifinals ... Was part of the Augusta State team that advanced to the NCAA Division 2 Final Four in 2009 and Elite Eight in 2010 ... In 2009 played for the Wanneroo Wolves in WA's SBL.

**DOB:** 19.09.87

**Birth Place:** Mount Isa, QLD

**Height:** 201 cm

**Weight:** 102 kg

REGULAR SEASON STATS		FIELD GOALS				3 PTS			FREE THROWS			REBOUNDS					AVERAGES						
YEAR	TEAM	G	ATT	MD	%	ATT	MD	%	ATT	MD	%	OFF	DEF	TOTAL	ASS	STLS	BLKS	TOV	FLS	POINTS	RBD	ASS	PPG
2011	PERTH	13	10	5	50	4	2	50	11	5	45	8	8	16	7	2	1	3	10	17	1.2	.5	1.3
2012	PERTH	25	42	21	50	8	2	25	20	14	70	21	19	40	13	3		12	35	58	1.6	.5	2.3
		<b>38</b>	<b>52</b>	<b>26</b>	<b>50</b>	<b>12</b>	<b>4</b>	<b>33</b>	<b>31</b>	<b>19</b>	<b>61</b>	<b>29</b>	<b>27</b>	<b>56</b>	<b>20</b>	<b>5</b>	<b>1</b>	<b>15</b>	<b>45</b>	<b>75</b>	<b>1.5</b>	<b>.5</b>	<b>2.0</b>
CAREER PLAYOFF STATS																							
2012	PERTH	6	15	9	60	2	1	50	8	6	75	2	9	11	1	1		3	7	25	1.8	.2	4.2
		<b>6</b>	<b>15</b>	<b>9</b>	<b>60</b>	<b>2</b>	<b>1</b>	<b>50</b>	<b>8</b>	<b>6</b>	<b>75</b>	<b>2</b>	<b>9</b>	<b>11</b>	<b>1</b>	<b>1</b>		<b>3</b>	<b>7</b>	<b>25</b>	<b>1.8</b>	<b>.2</b>	<b>4.2</b>
CAREER STATS																							
		<b>44</b>	<b>67</b>	<b>35</b>	<b>52</b>	<b>14</b>	<b>5</b>	<b>36</b>	<b>39</b>	<b>25</b>	<b>64</b>	<b>31</b>	<b>36</b>	<b>67</b>	<b>21</b>	<b>6</b>	<b>1</b>	<b>18</b>	<b>52</b>	<b>100</b>	<b>1.5</b>	<b>.5</b>	<b>2.3</b>



## #5 Everard Bartlett | GUARD

**NBL Clubs:** New Zealand Breakers 2007 – 2008, Perth Wildcats 2011, Adelaide 36ers 2012, Perth Wildcats 2012 – Current.

**Career Highlights:** Returns to the Perth Wildcats after playing six games with the club as an injury replacement for Damian Martin in 2011 ... Scored in double-figures five times in 2011/12, including scoring a career-high 11 points on three occasions ... Averaged 6.3 points for Perth in his stint there in 2011 ... Previous winner of the NBL All-Star Dunk Competition.

**DOB:** 06.02.86

**Birth Place:** Hawkes Bay, NZ

**Height:** 198 cm

REGULAR SEASON STATS			FIELD GOALS				3 PTS			FREE THROWS			REBOUNDS					AVERAGES						
YEAR	TEAM	G	ATT	MD	%	ATT	MD	%	ATT	MD	%	OFF	DEF	TOTAL	ASS	STLS	BLKS	TOV	FLS	POINTS	RBD	ASS	PPG	
2007	NEW ZEALAND	2	2																					
2012	ADELAIDE	22	109	47	43	62	25	40	17	13	76	8	31	39	37	18	2	27	32	132	1.8	1.7	6.0	
		<b>24</b>	<b>111</b>	<b>47</b>	<b>42</b>	<b>62</b>	<b>25</b>	<b>40</b>	<b>17</b>	<b>13</b>	<b>76</b>	<b>8</b>	<b>31</b>	<b>39</b>	<b>37</b>	<b>18</b>	<b>2</b>	<b>27</b>	<b>32</b>	<b>132</b>	<b>1.6</b>	<b>1.5</b>	<b>5.5</b>	
CAREER STATS			<b>24</b>	<b>111</b>	<b>47</b>	<b>42</b>	<b>62</b>	<b>25</b>	<b>40</b>	<b>17</b>	<b>13</b>	<b>76</b>	<b>8</b>	<b>31</b>	<b>39</b>	<b>37</b>	<b>18</b>	<b>2</b>	<b>27</b>	<b>32</b>	<b>132</b>	<b>1.6</b>	<b>1.5</b>	<b>5.5</b>



## #9 Matthew Knight | FORWARD/CENTRE

**NBL Clubs:** West Sydney Razorbacks/Sydney Spirit 2007 – 2009, Perth Wildcats 2010 – Current.

**Career Highlights:** Member of the Perth team that were runners-up in 2012 ... Had a season-high 24 points for the Wildcats against Melbourne on 18 November 2011 ... Helped the Wildcats to the Semi-Finals in 2011 ... Voted as the NBL's Most Intimidating Player in the 2011 Players' Choice Poll ... Was named the NBL's Most Improved Player in 2009 ... Joined the Wildcats after playing in Hungary with Soproni Sordogok ... Australian National Squad Member 2008 ... Toured with the Australian National Team in 2007...Was a member of the Australian under-20 team that won the World Championship in 2003...Member of the under-23 team for the 2005 World Championships ... Was named to the West Coast Conference (WCC) All First team in 2007 ... He also led the Loyola Marymount University Lions in scoring at 16.5ppg and rebounding at 7.7rpg ... 11th player in LMU history to have 1,000 points and 500 rebounds ... Attended the Australian Institute of Sport ... Played for the Tasmania under-16 team in 1999 and 2000, the under-18 team in 2001 and 2002 ... Was the Razorbacks leading rebounder in 2008 at 8.5 per game ... Debuted with 16 points and 10 rebounds against the Crocs and followed up with a season high 23 points and 14 rebounds against the Dragons 3 nights later ... Scored 19 points and had a season best 16 rebounds against the Hawks in February 2008.

**DOB:** 31.05.85

**Birth Place:** Burnie, TAS

**Height:** 207 cm

**Weight:** 109 kg

REGULAR SEASON STATS		FIELD GOALS				3 PTS			FREE THROWS			REBOUNDS						AVERAGES					
YEAR	TEAM	G	ATT	MD	%	ATT	MD	%	ATT	MD	%	OFF	DEF	TOTAL	ASS	STLS	BLKS	TOV	FLS	POINTS	RBD	ASS	PPG
2008	WEST SYDNEY	25	280	132	47	3	1	33	62	35	56	88	126	214	27	6	2	25	29	300	8.6	1.1	12.0
2009	WEST SYDNEY	30	418	216	52	32	9	28	88	57	65	97	156	253	36	14	14	38	58	498	8.4	1.2	16.6
2011	PERTH	15	146	67	46	11	2	18	53	39	74	36	61	97	16	7	6	14	37	175	6.5	1.1	11.7
2012	PERTH	23	200	98	49	6	2	33	52	41	79	52	74	126	30	10	13	25	41	239	5.5	1.3	10.4
		<b>93</b>	<b>1044</b>	<b>513</b>	<b>49</b>	<b>52</b>	<b>14</b>	<b>27</b>	<b>255</b>	<b>172</b>	<b>67</b>	<b>273</b>	<b>417</b>	<b>690</b>	<b>109</b>	<b>37</b>	<b>35</b>	<b>102</b>	<b>165</b>	<b>1212</b>	<b>7.4</b>	<b>1.2</b>	<b>13.0</b>
CAREER PLAYOFF STATS																							
2011	PERTH	3	45	20	44	1			13	8	62	8	16	24	5	1	1	3	8	48	8.0	1.7	16.0
2012	PERTH	6	59	33	56				11	8	73	15	16	31	7	3	4	3	6	74	5.2	1.2	12.3
		<b>9</b>	<b>104</b>	<b>53</b>	<b>51</b>	<b>1</b>			<b>24</b>	<b>16</b>	<b>67</b>	<b>23</b>	<b>32</b>	<b>55</b>	<b>12</b>	<b>4</b>	<b>5</b>	<b>6</b>	<b>14</b>	<b>122</b>	<b>6.1</b>	<b>1.3</b>	<b>13.6</b>
CAREER STATS																							
		<b>102</b>	<b>1148</b>	<b>566</b>	<b>49</b>	<b>53</b>	<b>14</b>	<b>26</b>	<b>279</b>	<b>188</b>	<b>67</b>	<b>296</b>	<b>449</b>	<b>745</b>	<b>121</b>	<b>41</b>	<b>40</b>	<b>108</b>	<b>179</b>	<b>1334</b>	<b>7.3</b>	<b>1.2</b>	<b>13.1</b>



# #11 Cameron Tovey | FORWARD

**NBL Clubs:** Perth Wildcats 2006, Sydney Kings 2007 – 2008, Townsville Crocodiles 2009 – 2010, Perth Wildcats 2010 – Current.

**Career Highlights:** Member of the Perth team that advanced to the Semi-Finals in 2011 and were runners-up in 2012 ... Was second in voting in the 2012 Players Choice Poll as the athlete that is most versatile in the NBL ... Equaled his career-high of 12 rebounds on 31 December 2011 in Perth's game against Townsville ... Came third in voting for Most Improved Player in 2011 ... Rejoined the Wildcats for season 2010/11 after a stint at Townsville ... Was a member of the Sydney Kings team that won the minor premiership in 2008 and that finished as runners-up ... Appeared in 22 games for Perth in his rookie season, averaging 4.3 Points per game ... has played for Sutherland Sharks in Waratah ABL (ABA) ... Currently plays for the Willetton Tigers in the SBL (WA) ... Was previously named the SBL Rookie-of-the-Year ... Attended Willetton High School ... Part of silver-medal winning team at 2002 Australian National High School Tournament ... Scored a career best 20 points against the Slingers in February 2008 which included a 15-point final quarter ... Also added a career high 9 rebounds...Cameron Tovey and Luke Kendall were the only 2 players to suit up in all 74 games for the Sydney Kings in the 2007, 2008 seasons.


**DOB:** 26.06.85

**Birth Place:** Penang, Malaysia

**Height:** 199 cm

**Weight:** 85 kg

REGULAR SEASON STATS			FIELD GOALS			3 PTS			FREE THROWS			REBOUNDS						AVERAGES					
YEAR	TEAM	G	ATT	MD	%	ATT	MD	%	ATT	MD	%	OFF	DEF	TOTAL	ASS	STLS	BLKS	TOV	FLS	POINTS	RBD	ASS	PPG
2006	PERTH	22	79	34	43	21	8	38	31	23	74	14	28	42	14	16	5	14	34	99	1.9	.6	4.5
2007	SYDNEY	29	97	51	53	24	11	46	57	38	67	21	44	65	23	10	3	17	40	151	2.2	.8	5.2
2008	SYDNEY	30	156	64	41	35	11	31	79	59	75	36	60	96	37	14	4	32	57	198	3.2	1.2	6.6
2009	TOWNSVILLE	30	211	84	40	37	4	11	144	64	44	55	104	159	38	33	12	53	92	236	5.3	1.3	7.9
2010	TOWNSVILLE	28	127	70	55	21	7	33	65	34	52	42	84	126	43	17	2	30	72	181	4.5	1.5	6.5
2011	PERTH	28	213	86	40	106	39	37	12	7	58	39	105	144	68	36	22	35	72	218	5.1	2.4	7.8
2012	PERTH	26	121	50	41	44	12	27	10	4	40	36	110	146	66	35	10	37	73	116	5.6	2.5	4.5
		<b>193</b>	<b>1004</b>	<b>439</b>	<b>44</b>	<b>288</b>	<b>92</b>	<b>32</b>	<b>398</b>	<b>229</b>	<b>58</b>	<b>243</b>	<b>535</b>	<b>778</b>	<b>289</b>	<b>161</b>	<b>58</b>	<b>218</b>	<b>440</b>	<b>1199</b>	<b>4.0</b>	<b>1.5</b>	<b>6.2</b>
CAREER PLAYOFF STATS																							
2007	SYDNEY	3	9	4	44	1			5	2	40	4	2	6	2		1		2	10	2.0	.7	3.3
2008	SYDNEY	7	19	6	32	6	1	17	12	10	83	1	6	7	4	7		1	5	23	1.0	.6	3.3
2009	TOWNSVILLE	4	19	6	32	1			9	5	56	6	6	12	2	1	1	4	16	17	3.0	.5	4.3
2010	TOWNSVILLE	3	21	14	67	7	3	43	5	1	20	7	5	12	2	5	1	4	8	32	4.0	.7	10.7
2011	PERTH	3	32	11	34	12	2	17	12	9	75	6	6	12	13	4	2	1	8	33	4.0	4.3	11.0
2012	PERTH	6	21	7	33	10	2	20				6	24	30	11	2	1	7	22	16	5.0	1.8	2.7
		<b>26</b>	<b>121</b>	<b>48</b>	<b>40</b>	<b>37</b>	<b>8</b>	<b>22</b>	<b>43</b>	<b>27</b>	<b>63</b>	<b>30</b>	<b>49</b>	<b>79</b>	<b>34</b>	<b>19</b>	<b>6</b>	<b>17</b>	<b>61</b>	<b>131</b>	<b>3.0</b>	<b>1.3</b>	<b>5.0</b>
CAREER STATS																							
		<b>219</b>	<b>1125</b>	<b>487</b>	<b>43</b>	<b>325</b>	<b>100</b>	<b>31</b>	<b>441</b>	<b>256</b>	<b>58</b>	<b>273</b>	<b>584</b>	<b>857</b>	<b>323</b>	<b>180</b>	<b>64</b>	<b>235</b>	<b>501</b>	<b>1330</b>	<b>3.9</b>	<b>1.5</b>	<b>6.1</b>



## #12 Kevin Lisch | GUARD

**NBL Clubs:** Perth Wildcats 2009 – Current.

**Career Highlights:** Won the NBL's MVP award in 2012 after leading the NBL in scoring during the regular season with averages of 17.6 points, 3.6 rebounds, 2.8 assists and 1.1 steals per game ... Also named to the All-NBL First Team in 2012 ... Helped the Wildcats to the Semi Finals in 2011 ... Perth Wildcat Championship Player 2009/10 ... Larry Sengstock Medal for being the Grand Final MVP 2009/10 ... St. Louis University 2005-2009 ... 2009 Third Team All-Atlantic-10; Atlantic-10 Conference Men's Basketball Student-Athlete of the Year; NABC All-District Second Team; Third Team Academic All-American ... 2008 Atlantic-10 Conference All-Defensive Team; Third Team All-Atlantic-10 ... 2007 Atlantic-10 Conference All-Defensive Team; Honorable Mention All-Atlantic-10 Team ... 2006 NCAA Atlantic-10 Conference All-Rookie Team ... 2005 Honorable Mention High School All-American ... Career marks at St. Louis University included sixth all-time at in scoring, ninth in assists, second in three-pointers made, and fifth in steals ... Known for his defensive toughness after a solid four year stint at St. Louis, where he averaged 14ppg ... Father was a former NFL quarterback, who also played college football with Joe Montana.


**DOB:** 16.05.86

**Birth Place:** Bellevue, Illinois, USA

**Height:** 188 cm

**Weight:** 86 kg

REGULAR SEASON STATS		FIELD GOALS				3 PTS			FREE THROWS			REBOUNDS						AVERAGES					
YEAR	TEAM	G	ATT	MD	%	ATT	MD	%	ATT	MD	%	OFF	DEF	TOTAL	ASS	STLS	BLKS	TOV	FLS	POINTS	RBD	ASS	PPG
2010	PERTH	28	253	102	40	133	56	42	56	48	86	15	58	73	66	31	2	38	58	308	2.6	2.4	11.0
2011	PERTH	28	319	120	38%	162	54	33%	98	74	76%	22	66	88	70	28	4	47	49	368	3.1	2.5	13.1
2012	PERTH	28	344	156	45%	161	66	41%	142	115	81%	22	79	101	78	31	7	63	61	493	3.6	2.8	17.6
		<b>84</b>	<b>916</b>	<b>378</b>	<b>41%</b>	<b>456</b>	<b>176</b>	<b>39%</b>	<b>296</b>	<b>237</b>	<b>80%</b>	<b>59</b>	<b>203</b>	<b>262</b>	<b>214</b>	<b>90</b>	<b>13</b>	<b>148</b>	<b>168</b>	<b>1169</b>	<b>3.1</b>	<b>2.5</b>	<b>13.9</b>
CAREER PLAYOFF STATS																							
2010	PERTH	5	55	29	53	29	13	45	27	21	78	6	11	17	11	4	1	4	9	92	3.4	2.2	18.4
2011	PERTH	3	33	16	48	16	7	44	13	12	92	3	7	10	7	3		2	7	51	3.3	2.3	17.0
2012	PERTH	6	83	33	40	35	6	17	28	23	82	8	17	25	30	7	1	18	11	95	4.2	5.0	15.8
		<b>14</b>	<b>171</b>	<b>78</b>	<b>46</b>	<b>80</b>	<b>26</b>	<b>33</b>	<b>68</b>	<b>56</b>	<b>82</b>	<b>17</b>	<b>35</b>	<b>52</b>	<b>48</b>	<b>14</b>	<b>2</b>	<b>24</b>	<b>27</b>	<b>238</b>	<b>3.7</b>	<b>3.4</b>	<b>17.0</b>
CAREER STATS																							
		<b>98</b>	<b>1087</b>	<b>456</b>	<b>42</b>	<b>536</b>	<b>202</b>	<b>38</b>	<b>364</b>	<b>293</b>	<b>80</b>	<b>76</b>	<b>238</b>	<b>314</b>	<b>262</b>	<b>104</b>	<b>15</b>	<b>172</b>	<b>195</b>	<b>1407</b>	<b>3.2</b>	<b>2.7</b>	<b>14.4</b>



## #22 Brad Robbins | GUARD

**NBL Clubs:** Victoria Giants 2004, Cairns Taipans 2005, Perth Wildcats 2008 – Current.

**Career Highlights:** Helped the Wildcats to the Grand Final in 2012 where they were runners-up ... Recorded three of his top four career scores in 2011/12, including equaling his career-high of 16 points twice ... Won an NBL Championship in 2009/10 with the Perth Wildcats and was named as a co-captain for season 2010/11 and 2011/12 ... Was a member of the World Championship winning Australian Emus Under 20 side in 2003 ... squad member of the Crocs Australian Under 22 Young Men's team ... member of the Australian team at the 2002 Albert Schweitzer Tournament and 2002 Oceania Junior Men's Qualification Tournament ... represented Victoria at the Under 18 (2001 & 2002) and Under 16 (2000) National Championships ... played in the Under 14 National Club Championship in 1998 ... played for the Knox Raiders in the SEABL (ABA) in 2004 after previously representing the Dandenong Rangers ... won Player of the Week honours in Round 10 of the 2004 SEABL competition after averaging 16 points, eight rebounds, three assists and four-and-a-half steals ... named as a member of an 18-strong squad for the 2005 Australian Young Men's (Under 22) program in November 2004.

**DOB:** 12.01.85

**Birth Place:** Melbourne, VIC

**Height:** 186 cm

**Weight:** 90 kg

REGULAR SEASON STATS			FIELD GOALS				3 PTS			FREE THROWS			REBOUNDS						AVERAGES				
YEAR	TEAM	G	ATT	MD	%	ATT	MD	%	ATT	MD	%	OFF	DEF	TOTAL	ASS	STLS	BLKS	TOV	FLS	POINTS	RBD	ASS	PPG
2004	VICTORIA	13	21	5	24	4			5	1	20	6	4	10	3	6		8	9	11	.8	.2	.8
2005	CAIRNS	25	47	17	36	6			15	6	40	11	17	28	12	8		17	34	40	1.1	.5	1.6
2007	PERTH	33	104	45	43	23	5	22	38	19	50	19	35	54	46	33	2	44	52	114	1.6	1.4	3.5
2008	PERTH	29	142	66	46	37	11	30	61	38	62	31	49	80	74	41	2	50	80	181	2.8	2.6	6.2
2009	PERTH	3	10	2	20	1	1	100				4	6	10	5		1	6	8	5	3.3	1.7	1.7
2010	PERTH	27	102	47	46	44	14	32	30	19	63	24	41	65	58	28	2	33	71	127	2.4	2.1	4.7
2011	PERTH	28	146	60	41	33	12	36	44	30	68	41	24	65	61	32	1	32	72	162	2.3	2.2	5.8
2012	PERTH	28	171	75	44	25	7	28	75	52	69	35	44	79	66	44	3	45	71	209	2.8	2.4	7.5
		<b>186</b>	<b>743</b>	<b>317</b>	<b>43</b>	<b>173</b>	<b>50</b>	<b>29</b>	<b>268</b>	<b>165</b>	<b>62</b>	<b>171</b>	<b>220</b>	<b>391</b>	<b>325</b>	<b>192</b>	<b>11</b>	<b>235</b>	<b>397</b>	<b>849</b>	<b>2.1</b>	<b>1.7</b>	<b>4.6</b>
CAREER PLAYOFF STATS																							
2007	PERTH	1	2						2	1	50	1	1	2	2					1	2.0	2.0	1.0
2008	PERTH	4	20	8	40	10	2	20	2	1	50	4	4	8	4	5	1	9	20	19	2.0	1.0	4.8
2010	PERTH	5	15	6	40	2			6	5	83		7	7	10	7		7	11	17	1.4	1.6	3.7
2011	PERTH	3	4	1	25	1			4	3	75	2	3	5	3	3		6	8	5	1.7	1.0	1.7
2012	PERTH	6	28	12	43	4			8	5	63	12	8	20	12	4	2	9	19	29	3.3	2.0	4.8
		<b>19</b>	<b>69</b>	<b>27</b>	<b>39</b>	<b>17</b>	<b>2</b>	<b>12</b>	<b>22</b>	<b>15</b>	<b>68</b>	<b>19</b>	<b>23</b>	<b>42</b>	<b>31</b>	<b>19</b>	<b>3</b>	<b>31</b>	<b>58</b>	<b>71</b>	<b>2.2</b>	<b>1.6</b>	<b>3.7</b>
CAREER STATS																							
		<b>205</b>	<b>812</b>	<b>344</b>	<b>42</b>	<b>190</b>	<b>52</b>	<b>27</b>	<b>290</b>	<b>180</b>	<b>62</b>	<b>190</b>	<b>243</b>	<b>433</b>	<b>356</b>	<b>211</b>	<b>14</b>	<b>266</b>	<b>455</b>	<b>920</b>	<b>2.1</b>	<b>1.7</b>	<b>4.5</b>





## #24 Jesse Wagstaff | FORWARD

**NBL Clubs:** Perth Wildcats 2009 – Current.

**Career Highlights:** Was named the NBL's Best Sixth Man in 2012, as well as polling equal second in Most Improved Player voting ... Named to the 2012 All-NBL Third Team ... Won the NBL's Player of the Month award for January 2012 as well as Player of the Week for Round 15 of the 2011/12 season ... Member of the Perth Wildcats team that reached the Semi Finals in 2011 and were runners-up in 2012 ... Was named NBL Rookie of the Year in 2009/10 in the same year he won a Championship with the Wildcats after turning professional ... Metro State University (USA) 2005-2009 ... 2009 Third Team All-America Division II; Rocky Mountain Athletic Conference Player of the Year; Represented Australia at World University Games ... 2008 First Team All-Rocky Mountain Athletic Conference East Division; Third Team All-America Division II ... 2007 All-Rocky Mountain Athletic Conference Team Honourable Mention ... 2006 All-Rocky Mountain Athletic Conference Tournament Team ... Averaged 17.8 points and 7.5 rebounds per game his senior season at Metro State.

**DOB:** 30.04.86

**Birth Place:** Canberra, ACT

**Height:** 203 cm

**Weight:** 98 kg

REGULAR SEASON STATS		FIELD GOALS				3 PTS			FREE THROWS			REBOUNDS								AVERAGES			
YEAR	TEAM	G	ATT	MD	%	ATT	MD	%	ATT	MD	%	OFF	DEF	TOTAL	ASS	STLS	BLKS	TOV	FLS	POINTS	RBD	ASS	PPG
2010	PERTH	28	195	84	43	63	21	33	94	73	78	46	53	99	20	6	7	37	53	262	3.5	.7	9.4
2011	PERTH	19	146	51	35	52	12	23	51	41	80	35	51	86	24	14	1	20	51	155	4.5	1.3	8.2
2012	PERTH	28	238	109	46	92	38	41	81	67	83	34	65	99	36	17	7	47	84	323	3.5	1.3	11.5
		<b>75</b>	<b>579</b>	<b>244</b>	<b>42</b>	<b>208</b>	<b>71</b>	<b>34</b>	<b>226</b>	<b>181</b>	<b>80</b>	<b>115</b>	<b>169</b>	<b>284</b>	<b>80</b>	<b>37</b>	<b>15</b>	<b>104</b>	<b>188</b>	<b>740</b>	<b>3.8</b>	<b>1.1</b>	<b>9.9</b>
CAREER PLAYOFF STATS																							
2010	PERTH	5	27	10	37	14	5	36	11	9	82	14	8	22	1		1	3	9	34	4.4	.2	6.8
2011	PERTH	3	21	12	57	5			8	6	75	4	5	9	1	2		3	5	30	3.0	.3	10.0
2012	PERTH	6	50	20	40	27	8	30	18	17	94	8	16	24	9	2	2	9	12	65	4.0	1.5	10.8
		<b>14</b>	<b>98</b>	<b>42</b>	<b>43</b>	<b>46</b>	<b>13</b>	<b>28</b>	<b>37</b>	<b>32</b>	<b>86</b>	<b>26</b>	<b>29</b>	<b>55</b>	<b>11</b>	<b>4</b>	<b>3</b>	<b>15</b>	<b>26</b>	<b>129</b>	<b>3.9</b>	<b>.8</b>	<b>9.2</b>
CAREER STATS																							
		<b>89</b>	<b>677</b>	<b>286</b>	<b>42</b>	<b>254</b>	<b>84</b>	<b>33</b>	<b>263</b>	<b>213</b>	<b>81</b>	<b>141</b>	<b>198</b>	<b>339</b>	<b>91</b>	<b>41</b>	<b>18</b>	<b>119</b>	<b>214</b>	<b>869</b>	<b>3.8</b>	<b>1.0</b>	<b>9.8</b>



## #25 Jeremiah Trueman | POWER FORWARD

**NBL Clubs:** New Zealand Breakers 2009 – 2010, Perth Wildcats 2010 – Current.

**Career Highlights:** Returns to the Perth roster after playing nine games with the Wildcats in 2011/12 ... Member of the Perth team that reached the Semi-Finals in 2010/11 ... San Diego Christian College (USA) 2006-2007... 2006 Selected to New Zealand Tall Blacks ... 2005 Selected to New Zealand Junior Tall Blacks; Australian Youth Olympics in Sydney- Silver Medal; San Diego International Junior Invitational Tournament- 5th Place ... 2004 Nelson Giants (NZ NBL) Rookie of the Year; Selected to New Zealand Secondary School National Team.

**DOB:** 19.05.87

**Birth Place:** New Plymouth, NZ

**Height:** 205 cm

**Weight:** 95 kg

REGULAR SEASON STATS		FIELD GOALS				3 PTS			FREE THROWS			REBOUNDS						AVERAGES					
YEAR	TEAM	G	ATT	MD	%	ATT	MD	%	ATT	MD	%	OFF	DEF	TOTAL	ASS	STLS	BLKS	TOV	FLS	POINTS	RBD	ASS	PPG
2010	NEW ZEALAND	14	21	15	71				3	3	100	7	4	11	4	2	3	3	17	33	.8	.3	2.4
2011	PERTH	27	80	42	53	11	3	27	16	11	69	37	20	57	6	6	1	12	28	98	2.1	.2	3.6
2012	PERTH	9	14	3	21	2			2	1	50	4	2	6	3	1		5	17	7	.7	.3	.8
		<b>50</b>	<b>115</b>	<b>60</b>	<b>52</b>	<b>13</b>	<b>3</b>	<b>23</b>	<b>21</b>	<b>15</b>	<b>71</b>	<b>48</b>	<b>26</b>	<b>74</b>	<b>13</b>	<b>9</b>	<b>4</b>	<b>20</b>	<b>62</b>	<b>138</b>	<b>1.5</b>	<b>.3</b>	<b>2.8</b>
CAREER PLAYOFF STATS																							
2011	PERTH	3	7	2	29	1						3	2	5					3	4	1.7		1.3
		<b>3</b>	<b>7</b>	<b>2</b>	<b>29</b>	<b>1</b>						<b>3</b>	<b>2</b>	<b>5</b>					<b>3</b>	<b>4</b>	<b>1.7</b>		<b>1.3</b>
CAREER STATS																							
		<b>53</b>	<b>122</b>	<b>62</b>	<b>51</b>	<b>14</b>	<b>3</b>	<b>21</b>	<b>21</b>	<b>15</b>	<b>71</b>	<b>51</b>	<b>28</b>	<b>79</b>	<b>13</b>	<b>9</b>	<b>4</b>	<b>20</b>	<b>65</b>	<b>142</b>	<b>1.5</b>	<b>.2</b>	<b>2.7</b>



## #42 Shawn Redhage | FORWARD

**NBL Clubs:** New Zealand Breakers 2005, Perth Wildcats 2006 – Current.

**Career Highlights:** Capped a stunning return from a career-threatening hip injury by averaging 13.8 points, 4.4 rebounds and 2.6 assists in 2011/12, helping the Wildcats to be runners-up ... Named as NBL Player of the Week in Round Two of the 2011/12 season ... Named to the All-NBL Third Team in 2011 ... Has been Perth's co-captain ... A six-time club MVP at the Perth Wildcats ... Polled fifth in NBL MVP voting in 2010 and was named to 2010 All-NBL First Team ... Was named as Perth captain for season 2009/10 and went on to captain the team to an NBL Championship ... Fifth in the NBL in scoring in 2008-09 with 19.1 points per game ... Eighth in the NBL in total rebounds in 2008-09... Second best foul shooter in 2008-09, hitting 84.8% ... Scored 27 points on debut with New Zealand in September 2004 ... Scored a career high 40 points against Adelaide in October 2007 ... Became the only player in NBL history to have at least 30 points and 15 assists as part of a triple-double when he added 11 rebounds vs West Sydney in November 2006 ... Named All-NBL First Team in 2008 and 2010 as well as All-NBL Second Team in 2009 ... Attended US college Arizona State University ... One of the top student-athletes at Arizona State and in the Pac-10 over his four-year college career as he has posted a 3.61 grade point average and earned Pac-10 All-Academic honours three times ... Earned All-Tournament honours at the 1999 Puerto Rico Shootout, 2000 azcentral.com Holiday Classic and the 2000 NABC Classic ... A three-time Pac-10 All-Academic pick (2001- 2003) ... Made 235-of-303 (.776) free throws in his college career and also had 76 blocks, ninth-best in ASU history ... Spent two weeks in Spain playing with a 16-person Athletes in Action team in August of 2002 ... Consensus pick for Nebraska Player of the Year in 1998-99... Played for Lincoln East High School and led the team to a 19-3 record in his senior season (1998-99) ... Played with NW Tasmania Thunder in the SEABL (ABA) in 2004 before being signed by the Breakers ... Four times named SEABL Player of the Week in 2004 ... Led the SEABL in scoring and rebounding in 2004 and was in top ten in field goals.


**DOB:** 21.01.81

**Birth Place:** Jacksonville, Florida, USA

**Height:** 203 cm

**Weight:** 105 kg

REGULAR SEASON STATS			FIELD GOALS				3 PTS			FREE THROWS			REBOUNDS					AVERAGES					
YEAR	TEAM	G	ATT	MD	%	ATT	MD	%	ATT	MD	%	OFF	DEF	TOTAL	ASS	STLS	BLKS	TOV	FLS	POINTS	RBD	ASS	PPG
2005	NEW ZEALAND	13	128	61	48	8	4	50	42	33	79	25	35	60	18	9	7	24	47	159	4.6	1.4	12.2
2006	PERTH	32	466	258	55	19	5	26	191	130	68	120	168	288	107	20	20	96	121	651	9.0	3.3	20.3
2007	PERTH	33	506	264	52	24	7	29	231	170	74	94	179	273	166	38	19	106	123	705	8.3	5.0	21.4
2008	PERTH	30	490	255	52	79	27	34	168	139	83	94	145	239	95	24	27	98	110	676	8.0	3.2	22.5
2009	PERTH	30	376	193	51	54	20	37	197	167	85	79	162	241	102	19	18	100	112	573	8.0	3.4	19.1
2010	PERTH	28	322	152	47	97	35	36	121	100	83	58	96	154	53	25	22	72	80	439	5.5	1.9	15.7
2011	PERTH	18	251	116	46	79	28	35	89	64	72	45	59	104	31	16	13	42	59	324	5.8	1.7	18.0
2012	PERTH	28	328	146	45	91	34	37	87	57	66	58	65	123	77	20	8	65	79	383	4.4	2.8	13.7
		<b>212</b>	<b>2867</b>	<b>1445</b>	<b>50</b>	<b>451</b>	<b>160</b>	<b>35</b>	<b>1126</b>	<b>860</b>	<b>76</b>	<b>573</b>	<b>909</b>	<b>1482</b>	<b>649</b>	<b>171</b>	<b>134</b>	<b>603</b>	<b>731</b>	<b>3910</b>	<b>7.0</b>	<b>3.1</b>	<b>18.4</b>
CAREER PLAYOFF STATS																							
2006	PERTH	4	48	26	54	4	3	75	17	14	82	14	21	35	6	2	3	13	16	69	8.8	1.5	17.3
2007	PERTH	1	18	10	56	2	2	100	2	2	100	1	3	4	3	3		4	6	24	4.0	3.0	24.0
2008	PERTH	4	60	36	60	16	8	50	32	21	66	14	18	32	16	4	2	12	17	101	8.0	4.0	25.3
2009	PERTH	1	10	7	70	2	1	50	8	7	88	5	3	8	5			4	2	22	8.0	5.0	22.0
2010	PERTH	5	47	21	45	15	4	27	15	12	80	10	13	23	9	2	2	7	11	58	4.6	1.8	11.6
2012	PERTH	6	58	30	52	14	5	36	28	22	79	5	21	26	10	4	2	18	19	87	4.3	1.7	14.5
		<b>21</b>	<b>241</b>	<b>130</b>	<b>54</b>	<b>53</b>	<b>23</b>	<b>43</b>	<b>102</b>	<b>78</b>	<b>76</b>	<b>49</b>	<b>79</b>	<b>128</b>	<b>49</b>	<b>15</b>	<b>9</b>	<b>58</b>	<b>71</b>	<b>361</b>	<b>6.1</b>	<b>2.3</b>	<b>17.2</b>
CAREER STATS																							
		<b>233</b>	<b>3108</b>	<b>1575</b>	<b>51</b>	<b>504</b>	<b>183</b>	<b>36</b>	<b>1228</b>	<b>938</b>	<b>76</b>	<b>622</b>	<b>988</b>	<b>1610</b>	<b>698</b>	<b>186</b>	<b>143</b>	<b>661</b>	<b>802</b>	<b>4271</b>	<b>6.9</b>	<b>3.0</b>	<b>18.3</b>



## #53 Damian Martin | GUARD

**NBL Clubs:** West Sydney Razorbacks 2008, Perth Wildcats 2009 – Current.

**Career Highlights:** Narrowly missed out on Boomers selection for the London Olympic Games ... Member of the Wildcats team that reached the Semi-Finals in 2011 and were runners-up in 2012 ... Won the NBL's Best Defensive Player award in 2011 and 2012 ... Also named to the All-NBL First Team in 2011 and All-NBL Third Team in 2012 ... Won NBL Player of the Month for March/April 2011 ... Became an NBL Championship Player in 2009/10 after joining the Wildcats at the start of the same season and led the way as the starting point guard ... Represented the Australian Boomers at the World Championships in Turkey in 2010 ... Was captain of the 2003 Australian Emus Under 20 team that won the World Championship ... Has been captain of NSW State junior teams ... Was an AIS scholarship holder ... Missed 2005-06 college season due to a ruptured Achilles tendon ... Finished 2004-05 college season at Loyola Marymount University ranked fourth in the WCC with 1.75 steals per game ... Named to the 2004 WCC All-Freshman Team becoming just the second freshman in LMU history to earn WCC honours ... His assist total ranked third all-time among freshman in LMU history ... Led the AIS team with 34 minutes a game in his second scholarship year ... Awarded Best defensive player for the 2010/11 season ... Named in the 2010/11 All-NBL Team ... Led the NBL in steals in 2008-09 with 1.9 per game ... Scored a season high 12 points against Wollongong, a best of 10 rebounds also against the Hawks and 6 assists vs. the Breakers.


**DOB:** 05.09.84

**Birth Place:** Gloucester, NSW

**Height:** 188 cm

**Weight:** 91 kg

REGULAR SEASON STATS			FIELD GOALS				3 PTS			FREE THROWS			REBOUNDS							AVERAGES			
YEAR	TEAM	G	ATT	MD	%	ATT	MD	%	ATT	MD	%	OFF	DEF	TOTAL	ASS	STLS	BLKS	TOV	FLS	POINTS	RBD	ASS	PPG
2008	WEST SYDNEY	10	68	26	38	17	4	24	12	8	67	27	33	60	18	17	1	9	27	64	6.0	1.8	6.4
2009	WEST SYDNEY	22	138	39	28	58	11	19	29	21	72	50	69	119	69	41	8	45	42	110	5.4	3.1	5.0
2010	PERTH	27	175	79	45	67	32	48	40	28	70	48	79	127	84	37	5	43	49	218	4.7	3.1	8.1
2011	PERTH	28	218	89	41	79	27	34	60	40	67	72	84	156	82	64	15	44	72	245	5.6	2.9	8.8
2012	PERTH	20	149	55	37	47	11	23	39	26	67	43	76	119	71	44	18	31	51	147	6.0	3.6	7.4
		<b>107</b>	<b>748</b>	<b>288</b>	<b>39</b>	<b>268</b>	<b>85</b>	<b>32</b>	<b>180</b>	<b>123</b>	<b>68</b>	<b>240</b>	<b>341</b>	<b>581</b>	<b>324</b>	<b>203</b>	<b>47</b>	<b>172</b>	<b>241</b>	<b>784</b>	<b>5.4</b>	<b>3.0</b>	<b>7.3</b>
CAREER PLAYOFF STATS																							
2010	PERTH	5	39	19	49	16	8	50	6	1	17	6	13	19	12	14	3	5	11	47	3.8	2.4	9.4
2011	PERTH	3	26	9	35	8	1	13	14	10	71	6	9	15	16	11	1	8	10	29	5.0	5.3	9.7
2012	PERTH	6	51	21	41	17	4	24				8	19	27	19	9	4	9	15	46	4.5	3.2	7.7
		<b>14</b>	<b>116</b>	<b>49</b>	<b>42</b>	<b>41</b>	<b>13</b>	<b>32</b>	<b>20</b>	<b>11</b>	<b>55</b>	<b>20</b>	<b>41</b>	<b>61</b>	<b>47</b>	<b>34</b>	<b>8</b>	<b>22</b>	<b>36</b>	<b>122</b>	<b>4.4</b>	<b>3.4</b>	<b>8.7</b>
CAREER STATS																							
		<b>121</b>	<b>864</b>	<b>337</b>	<b>39</b>	<b>309</b>	<b>98</b>	<b>32</b>	<b>200</b>	<b>134</b>	<b>67</b>	<b>260</b>	<b>382</b>	<b>642</b>	<b>371</b>	<b>237</b>	<b>55</b>	<b>194</b>	<b>277</b>	<b>906</b>	<b>5.3</b>	<b>3.1</b>	<b>7.5</b>



Sydney  
Kings



# Player Roster

NO.	PLAYER	POSITION	HEIGHT	DOB	BIRTHPLACE
1	Ben Madgen	Guard	195 cm	07.02.85	Adelaide, SA
4	Luke Martin	Guard	182 cm	22.01.81	Sydney, NSW
7	Graeme Dann	Guard / Forward	202 cm	21.11.83	Sydney, NSW
8	Kevin White	Guard	189 cm	07.04.87	Sydney, NSW
10	Ian Crosswhite	Centre	210 cm	23.11.82	Sydney, NSW
11	Aaron Bruce	Guard	192 cm	19.12.84	Birchip, VIC
12	Corin Henry #	Guard	180 cm	05.10.88	Maryland, US
14	Tom Garlepp	Forward	203 cm	20.04.86	Perth, WA
33	James Harvey	Guard	196 cm	15.02.79	Perth, WA
35	Darnell Lazare #	Forward	203 cm	29.01.85	Louisiana, US

# Import

**Development Players:** Callum Jenkins, Jarrad Weeks

### COACHING STAFF

**Head Coach:** Shane Heal

**Assistant Coach:** Tim Hudson, Shannon Seabohm

## Venue Info

**Venue:** Sydney Entertainment Centre  
35 Harbour Street, Darling Harbour NSW 2000

**Venue:** State Sports Centre  
Olympic Boulevard, Sydney Olympic Park, NSW



## Media Contact

**Contact Name:** Mark Wells  
Media & PR Manager

**Postal Address:** Locked Bag 3500 North Ryde NSW 1670

**Phone Number:** 02 9746 0828

**Mobile:** 0414 015 966

**Email Address:** mark.wells@sydneykings.com



# Schedule 2012/13

ROUND	GAME	DATE	HOME	AWAY	VENUE	TIP OFF
1	Fri	5/10/12	Wollongong	Sydney	Wollongong Entertainment Centre	7:30 PM
2	Fri	12/10/12	Sydney	Melbourne	Sydney Entertainment Centre	7:30 PM
3	Fri	19/10/12	Sydney	Cairns	Sydney Entertainment Centre	7:30 PM
4	Fri	26/10/12	Townsville	Sydney	Townsville Entertainment Centre	7:30 PM
4	Sun	28/10/12	Cairns	Sydney	Cairns Convention Centre	3:00 PM
5	Fri	2/11/12	New Zealand	Sydney	North Shore Events Centre	7:30 PM
5	Sun	4/11/12	Sydney	Adelaide	Sydney Entertainment Centre	2:00 PM
6	Fri	9/11/12	Sydney	Wollongong	Sydney Entertainment Centre	7:30 PM
7	Sun	18/11/12	Melbourne	Sydney	Hisense Arena	2:00 PM
8	Fri	23/11/12	Cairns	Sydney	Cairns Convention Centre	7:30 PM
9	Fri	30/11/12	Perth	Sydney	Perth Arena	6:30 PM
9	Sun	2/12/12	Adelaide	Sydney	Adelaide Arena	1:30 PM
10	Sat	8/12/12	Sydney	New Zealand	State Sports Centre	7:30 PM
11	Sat	15/12/12	Sydney	Wollongong	Sydney Entertainment Centre	7:30 PM
12	Sun	30/12/12	Sydney	Perth	Sydney Entertainment Centre	2:00 PM
13	Sat	5/01/13	Sydney	Adelaide	Sydney Entertainment Centre	7:30 PM
13	Sun	6/01/13	Melbourne	Sydney	State Netball & Hockey Centre	2:00 PM
14	Sun	13/01/13	Adelaide	Sydney	Adelaide Arena	1:30 PM
15	Fri	18/01/13	Sydney	Melbourne	Sydney Entertainment Centre	7:30 PM
16	Thur	24/01/13	New Zealand	Sydney	North Shore Events Centre	7:30 PM
17	Sat	2/02/13	Townsville	Sydney	Townsville Entertainment Centre	7:30 PM
18	Sat	9/02/13	Sydney	New Zealand	Sydney Entertainment Centre	7:30 PM
19	Fri	15/02/13	Sydney	Cairns	Sydney Entertainment Centre	7:30 PM
20	Sun	24/02/13	Sydney	Perth	Sydney Entertainment Centre	2:00 PM
21	Sun	3/03/13	Sydney	Townsville	Sydney Entertainment Centre	1:00 PM
22	Fri	8/03/13	Perth	Sydney	Perth Arena	6:30 PM
23	Fri	15/03/13	Wollongong	Sydney	Wollongong Entertainment Centre	7:30 PM
24	Fri	22/03/13	Sydney	Townsville	Sydney Entertainment Centre	7:30 PM





## Results 2011/12

ROUND	DATE	HOME	RESULT	AWAY	VENUE	WIN/LOSS
1	7/10/11	Melbourne Tigers	82-76	Sydney Kings	State Netball Hockey Centre	L
2	15/10/11	Sydney Kings	61-98	New Zealand Breakers	Sydney Entertainment Centre	L
3	21/10/11	Adelaide 36ers	71-94	Sydney Kings	Adelaide Arena	W
3	23/10/11	Sydney Kings	95-89	Wollongong Hawks	Sydney Entertainment Centre	W
4	28/10/11	New Zealand Breakers	76-59	Sydney Kings	Vector Arena	L
5	4/11/11	Sydney Kings	76-94	Melbourne Tigers	Sydney Entertainment Centre	L
6	12/11/11	Adelaide 36ers	104-113 OT	Sydney Kings	Adelaide Arena	W
7	17/11/11	Sydney Kings	67-85	Cairns Taipans	Sydney Entertainment Centre	L
8	25/11/11	Melbourne Tigers	80-89	Sydney Kings	State Netball Hockey Centre	W
8	27/11/11	Perth Wildcats	103-92	Sydney Kings	Challenge Stadium	L
9	4/12/11	Sydney Kings	69-64	Cairns Taipans	Sydney Entertainment Centre	W
10	8/12/11	Sydney Kings	107-103 OT	Adelaide 36ers	Sydney Entertainment Centre	W
10	11/12/11	Townsville Crocodiles	80-69	Sydney Kings	Townsville Entertainment Centre	L
12	23/12/11	Sydney Kings	93-100	Townsville Crocodiles	Sydney Entertainment Centre	L
13	30/12/11	Sydney Kings	77-96	Adelaide 36ers	Sydney Entertainment Centre	L
13	31/12/11	Wollongong Hawks	83-86	Sydney Kings	WIN Entertainment Centre	W
14	7/01/12	Sydney Kings	102-96	Gold Coast Blaze	Sydney Entertainment Centre	W
15	14/01/12	Townsville Crocodiles	118-114 2OT	Sydney Kings	Townsville Entertainment Centre	L
16	20/01/12	Sydney Kings	75-76	Perth Wildcats	Sydney Entertainment Centre	L
17	27/01/12	New Zealand Breakers	93-64	Sydney Kings	Vector Arena	L
19	10/02/12	Sydney Kings	72-84	Gold Coast Blaze	Sydney Entertainment Centre	L
20	19/02/12	Perth Wildcats	91-74	Sydney Kings	Challenge Stadium	L
21	26/02/12	Sydney Kings	71-69	Townsville Crocodiles	Sydney Entertainment Centre	W
22	2/03/12	Sydney Kings	61-66	Melbourne Tigers	Sydney Entertainment Centre	L
22	4/03/12	Gold Coast Blaze	90-83	Sydney Kings	Gold Coast Convention Centre	L
23	9/03/12	Wollongong Hawks	81-92	Sydney Kings	WIN Entertainment Centre	W
24	17/03/12	Cairns Taipans	74-80	Sydney Kings	Cairns Convention Centre	W
25	24/03/12	Sydney Kings	68-77	Wollongong Hawks	Sydney Entertainment Centre	L


## Career Single Game Highs For Selected Players (Player, All Time)

	PL	Field			3 point			Rebounds					F/Throws		Points		
		A	M	%	A	M	FL	AS	BL	ST	TO	OF	DE	TOT	A	M	TOT
<b>Aaron Bruce</b>	61	16	9	100	9	4	5	14	1	4	8	4	5	7	10	10	25
<b>Ian Crosswhite</b>	212	19	11	100	5	2	6	8	4	4	6	8	12	17	12	9	27
<b>Graeme Dann</b>	195	18	8	100	12	6	6	10	2	3	6	7	9	13	14	8	24
<b>Tom Garlepp</b>	98	10	5	100	5	2	4	2	5	3	3	5	8	10	10	8	14
<b>James Harvey</b>	316	28	14	100	13	8	6	8	3	3	8	3	9	10	13	11	42
<b>Ben Madgen</b>	55	25	14	80	7	4	5	5	1	3	5	5	7	12	10	8	30
<b>Luke Martin</b>	255	16	8	100	9	4	6	10	1	4	7	3	7	7	10	8	21
<b>Kevin White</b>	14	3	2	100	2	1	3	2	0	1	1	1	0	1	0	0	5

## Year by Year

YEAR	WINS	LOSSES	POS	PLAYOFFS	COACH
1988	10	14	10th	did not qualify	Claude Williams
1989	15	9	5th	lost Semi Finals	Bob Turner
1990	16	10	6th	lost Elimination Final	Bob Turner
1991	14	12	7th	did not qualify	Bob Turner
1992	17	7	2nd	lost Semi Finals	Bob Turner
1993	11	15	11th	did not qualify	Bob Turner
1994	16	10	7th	lost Elimination Final	Bob Turner
1995	10	16	10th	did not qualify	Bob Turner
1996	16	10	5th	lost Quarter Finals	Alan Black
1997	12	18	10th	did not qualify	Alan Black
1998	13	17	8th	did not qualify	Bill Tomlinson
98/99	9	17	9th	did not qualify	Bill Tomlinson
99/00	11	17	9th	did not qualify	Brett Brown
00/01	17	11	5th	lost First Round	Brett Brown
01/02	14	16	8th	did not qualify	Brett Brown
02/03	22	8	1st	Champions	Brian Goorjian
03/04	26	7	1st	Champions	Brian Goorjian
04/05	21	11	1st	Champions	Brian Goorjian
05/06	26	6	2nd	lost Grand Final	Brian Goorjian
06/07	20	13	4th	Semi Final	Brian Goorjian
10/11	8	20	9th	did not qualify	Ian Robilliard
2011/12	11	17	7th	did not qualify	Ian Robilliard, Tim Hudson & Shane Heal





## Head Coach Shane Heal

Returns as Sydney's head coach for 2012/13 after taking over the reins of the club with six games remaining in the 2011/12 season ... led the Kings to a 3-3 record to close out the 2011/12 season ... Previously coached the South Dragons, initially as a player-coach ... As a player led the Kings to their first NBL title in 2003 ... Played 440 NBL games in his career, scoring 9,065 points, dishing out 2,699 assists and grabbing 429 steals ... Made 1,602 three-pointers during his NBL playing career ... Is tenth in the NBL in all-time career scoring, fourth in assists and second in three-pointers made ... Played 152 games for the Sydney Kings and also played in the NBL for Brisbane, Geelong, South and Gold Coast ... Was the 1988 NBL Rookie of the Year ... Won the 1990 NBL Most Improved Player award ... Selected to the All-NBL First Team in 2003 ... Played in the NBA for the Minnesota Timberwolves and San Antonio Spurs ... A four-time Olympian (1992, 1996, 2000 and 2004) ... Played for the Boomers at the 1994 and 1998 World Championships ... A two time winner of the Gaze Medal as International Player of the year (1997 and 2004).

YEAR	TEAM	REGULAR SEASON			FINALS		NOTES
		WIN	LOSS	POS	WIN	LOSS	
2007	South Dragons	15	14	7th	0	1	Lost quarter finals
2008	South Dragons	4	21	13th	-	-	Missed Finals
2012	Sydney Kings	3	3		-	-	Interim Coach
<b>Totals</b>		<b>22</b>	<b>37</b>		<b>0</b>	<b>1</b>	
<b>OVERALL</b>	<b>RECORD</b>	<b>22</b>	<b>38</b>				



## #1 Ben Magden | GUARD

**NBL Clubs:** Sydney Kings 2010 – Current.

**Career Highlights:** Averaged a career high 13.0 points in season 2011/12 as well as recording five of his top seven scoring performances, including a career high 30 points against Gold Coast on 4 March 2012 ... Won the 2011 NBL Rookie of the Year award ... Joined the Sydney Kings prior to the 2010/11 season ... In 2008/09, earned All-America honours after leading Augusta State University to a second consecutive trip to the Elite Eight, and second straight Final Four appearance ... Voted the Peach Belt Conference Tournament’s Most Valuable Player after leading ASU to the PBC Tournament Championship on March 8, 2009.


**DOB:** 07.02.85

**Birth Place:** Williamstown, Adelaide, Australia

**Height:** 193 cm

**Weight:** 83 kg

REGULAR SEASON STATS			FIELD GOALS				3 PTS			FREE THROWS			REBOUNDS								AVERAGES		
YEAR	TEAM	G	ATT	MD	%	ATT	MD	%	ATT	MD	%	OFF	DEF	TOTAL	ASS	STLS	BLKS	TOV	FLS	POINTS	RBD	ASS	PPG
2011	SYDNEY	27	204	93	46	63	24	38	78	59	76	16	61	77	36	12	1	35	53	269	2.9	1.3	10.0
2012	SYDNEY	28	336	136	40	95	29	31	89	63	71	18	72	90	50	18	2	52	47	364	3.2	1.8	13.0
		<b>55</b>	<b>540</b>	<b>229</b>	<b>42</b>	<b>158</b>	<b>53</b>	<b>34</b>	<b>167</b>	<b>122</b>	<b>73</b>	<b>34</b>	<b>133</b>	<b>167</b>	<b>86</b>	<b>30</b>	<b>3</b>	<b>87</b>	<b>100</b>	<b>633</b>	<b>3.0</b>	<b>1.6</b>	<b>11.5</b>
<b>CAREER STATS</b>			<b>55</b>	<b>540</b>	<b>229</b>	<b>42</b>	<b>158</b>	<b>53</b>	<b>34</b>	<b>167</b>	<b>122</b>	<b>73</b>	<b>34</b>	<b>133</b>	<b>167</b>	<b>86</b>	<b>30</b>	<b>87</b>	<b>100</b>	<b>633</b>	<b>3.0</b>	<b>1.6</b>	<b>11.5</b>



## #4 Luke Martin | GUARD

**NBL Clubs:** West Sydney Razorbacks 2003, Sydney Kings 2004 – 2006, Cairns Taipans 2007, South Dragons 2008, Sydney Spirit 2009, Wollongong Hawks 2010, Sydney Kings 2010 – Current.

**Career Highlights:** Scored a 2011/12 season high of 12 points on 14 January 2012 against Townsville ... Recorded 8 assists on 10 February 2012 against Gold Coast ... Had his 2011/12 season high score of 18 points on 14 January 2012 against Townsville ... Signed with the Sydney Kings prior to the 2010/11 season ... Was a member of the Wollongong Hawks team that advanced to the 2010 NBL Grand Final ... Owns two championship rings as a member of the Sydney Kings from the 2003/04 and 2004/05 seasons ... Polled third in voting for the 2003 NBL Rookie of the Year award.

**DOB:** 22.01.81

**Birth Place:** Sydney, NSW

**Height:** 182 cm

**Weight:** 77 kg

REGULAR SEASON STATS			FIELD GOALS				3 PTS			FREE THROWS			REBOUNDS						AVERAGES				
YEAR	TEAM	G	ATT	MD	%	ATT	MD	%	ATT	MD	%	OFF	DEF	TOTAL	ASS	STLS	BLKS	TOV	FLS	POINTS	RBD	ASS	PPG
2003	SYDNEY	21	50	26	52	9	4	44	26	19	73	7	17	24	22	4	1	22	13	75	1.1	1.0	3.6
2004	SYDNEY	31	164	70	43	52	19	37	27	18	67	8	39	47	65	15		51	50	177	1.5	2.1	5.7
2005	SYDNEY	32	254	103	41	107	30	37	95	64	67	16	54	70	116	27	4	74	82	310	2.2	3.6	9.7
2006	SYDNEY	8	25	12	48	11	6	55	10	8	80	3	8	11	11	2	2	9	12	38	1.4	1.4	4.8
2007	CAIRNS	32	168	62	37	69	21	30	57	43	75	8	49	57	98	12	1	67	70	188	1.8	3.1	5.9
2008	SOUTH	28	110	44	40	44	12	27	33	20	61	8	37	45	72	15	2	57	47	120	1.6	2.6	4.3
2009	WEST SYDNEY	21	109	36	33	49	13	27	34	25	74	7	28	35	64	13		31	29	110	1.7	3.0	5.2
2010	WOLLONGONG	9	47	23	49	22	9	41	22	16	73	1	13	14	23	5		18	14	71	1.6	2.6	7.9
2011	SYDNEY	23	159	66	42	75	28	37	6	2	33	9	49	58	62	15	3	38	49	162	2.5	2.7	7.0
2012	SYDNEY	28	134	58	43	68	20	29	24	16	67	2	38	40	70	11	3	52	63	152	1.4	2.5	5.4
		<b>233</b>	<b>1220</b>	<b>500</b>	<b>41</b>	<b>506</b>	<b>172</b>	<b>34</b>	<b>334</b>	<b>231</b>	<b>69</b>	<b>69</b>	<b>332</b>	<b>401</b>	<b>603</b>	<b>119</b>	<b>16</b>	<b>419</b>	<b>429</b>	<b>1403</b>	<b>1.7</b>	<b>2.6</b>	<b>6.0</b>
<b>CAREER PLAYOFF STATS</b>																							
2004	SYDNEY	7	25	8	32	10	4	40	8	4	50	1	9	10	8	2		6	8	24	1.4	1.1	3.4
2005	SYDNEY	5	34	12	35	15	3	20	20	12	60	2	13	15	21	2	1	16	15	39	3.0	4.2	7.8
2007	CAIRNS	4	9	6	67	4	2	50	2	2	100	1	5	6	8	1	1	6	7	16	1.5	2.0	4.0
2010	WOLLONGONG	6	38	16	42	18	10	56	9	6	67	1	13	14	10	4	1	17	10	48	2.3	1.7	8.0
		<b>22</b>	<b>106</b>	<b>42</b>	<b>40</b>	<b>47</b>	<b>19</b>	<b>40</b>	<b>39</b>	<b>24</b>	<b>62</b>	<b>5</b>	<b>40</b>	<b>45</b>	<b>47</b>	<b>9</b>	<b>3</b>	<b>45</b>	<b>40</b>	<b>127</b>	<b>2.0</b>	<b>2.1</b>	<b>5.8</b>
<b>CAREER STATS</b>																							
		<b>255</b>	<b>1326</b>	<b>542</b>	<b>41</b>	<b>553</b>	<b>191</b>	<b>35</b>	<b>373</b>	<b>255</b>	<b>68</b>	<b>74</b>	<b>372</b>	<b>446</b>	<b>650</b>	<b>128</b>	<b>19</b>	<b>464</b>	<b>469</b>	<b>1530</b>	<b>1.7</b>	<b>2.5</b>	<b>6.0</b>



## #7 Graeme Dann | GUARD/FORWARD

**NBL Clubs:** Townsville Crocodiles 2002-03, Sydney Kings 2004 – 2005, West Sydney Razorbacks 2006 – 2008, Sydney Spirit 2009 – 2010, Sydney Kings 2010 – Current.

**Career Highlights:** Recorded a career high 13 rebounds last season on 14 January 2012 against Townsville ... Scored a career high of 24 points against the Sydney Kings in November 2005 which included six three-pointers ... Member of the Sydney Kings 2004 Championship team ... Played in the NBL Semi Finals in 2003 for Townsville ... Competed for the New South Wales Under 18 team in 2000 and Under 20 team in 2001 ... Attended the AIS in 2001.

**DOB:** 21.11.83

**Birth Place:** Sydney, NSW

**Height:** 202 cm

**Weight:** 98 kg

REGULAR SEASON STATS			FIELD GOALS				3 PTS			FREE THROWS			REBOUNDS				AVERAGES							
YEAR	TEAM	G	ATT	MD	%	ATT	MD	%	ATT	MD	%	OFF	DEF	TOTAL	ASS	STLS	BLKS	TOV	FLS	POINTS	RBD	ASS	PPG	
2002	TOWNSVILLE	11	15	4	27	7	1	14	6	4	67	1	2	3	3			1	9	13	13	.3	.3	1.2
2003	TOWNSVILLE	9	12	5	42	7	1	14	9	3	33	2	10	12	2	1	1	8	9	14	1.3	.2	1.6	
2004	SYDNEY	22	56	20	36	33	11	33	10	8	80	7	16	23	7			18	24	59	1.0	.3	2.7	
2005	SYDNEY	2	7	2	29	4			2	2	100		4	4	4	1		6	6	6	2.0	2.0	3.0	
2006	WEST SYDNEY	21	179	65	36	93	28	30	48	30	63	21	53	74	51	15	7	42	59	188	3.5	2.4	9.0	
2007	WEST SYDNEY	33	242	99	41	62	16	26	102	61	60	45	63	108	95	21	16	71	90	275	3.3	2.9	8.3	
2008	WEST SYDNEY	28	208	78	38	67	21	31	68	48	71	44	75	119	90	23	7	69	84	225	4.3	3.2	8.0	
2009	WEST SYDNEY	29	193	76	39	61	16	26	64	35	55	34	87	121	110	23	12	80	84	203	4.2	3.8	7.0	
2011	SYDNEY	21	127	65	51	12	4	33	55	29	53	45	60	105	42	10	7	40	59	163	5.0	2.0	7.8	
2012	SYDNEY	18	68	19	28	1			32	11	34	26	58	84	28	11	7	24	55	49	4.7	1.6	2.7	
		<b>194</b>	<b>1107</b>	<b>433</b>	<b>39</b>	<b>347</b>	<b>98</b>	<b>28</b>	<b>396</b>	<b>231</b>	<b>58</b>	<b>225</b>	<b>428</b>	<b>653</b>	<b>432</b>	<b>105</b>	<b>58</b>	<b>367</b>	<b>483</b>	<b>1195</b>	<b>3.4</b>	<b>2.2</b>	<b>6.2</b>	
CAREER PLAYOFF STATS																								
2004	SYDNEY	1	2	1	50	1						1		1						2	1.0	.0	2.0	
		1	2	1	50	1						1		1						2	1.0	.0	2.0	
CAREER STATS																								
		<b>195</b>	<b>1109</b>	<b>434</b>	<b>39</b>	<b>348</b>	<b>98</b>	<b>28</b>	<b>396</b>	<b>231</b>	<b>58</b>	<b>226</b>	<b>428</b>	<b>654</b>	<b>432</b>	<b>105</b>	<b>58</b>	<b>367</b>	<b>483</b>	<b>1197</b>	<b>3.4</b>	<b>2.2</b>	<b>6.1</b>	





## #8 Kevin White | GUARD

**NBL Clubs:** Sydney Kings 2010 – 2011, Sydney Kings 2012 – Current.

**Career Highlights:** In his first year as a contracted player after previously a development player for the Sydney Kings in 2010/11 ... Appeared in ... Has a career high score of 5 points, recorded on 26 January 2011 against Melbourne ... Made his NBL debut on 15 October 2010 for Sydney against Melbourne ... Played three seasons for Alaska Anchorage in NCAA Division II ... Previously a member of the Manly Warringah Sea Eagles (Waratah).

**DOB:** 07.04.87

**Birth Place:** Sydney NSW

**Height:** 189 cm

REGULAR SEASON STATS		FIELD GOALS				3 PTS			FREE THROWS			REBOUNDS				AVERAGES							
YEAR	TEAM	G	ATT	MD	%	ATT	MD	%	ATT	MD	%	OFF	DEF	TOTAL	ASS	STLS	BLKS	TOV	FLS	POINTS	RBD	ASS	PPG
2011	SYDNEY	14	12	4	33	10	3	30				3		3	3	1		2	12	11	.2	.2	.8
<b>CAREER STATS</b>		<b>14</b>	<b>12</b>	<b>4</b>	<b>33</b>	<b>10</b>	<b>3</b>	<b>30</b>				<b>3</b>		<b>3</b>	<b>3</b>	<b>1</b>		<b>2</b>	<b>12</b>	<b>11</b>	<b>.2</b>	<b>.2</b>	<b>.8</b>



## #10 Ian Crosswhite | CENTRE

**NBL Clubs:** Sydney Kings 2005 – 2008, Cairns Taipans 2008 – 2012, Sydney Kings 2012 – Current.

**Career Highlights:** Returns to the Sydney Kings where he made his NBL debut ... Was Co-Captain of the Cairns Taipans in 2010/11 ... Came fourth in voting for the NBL's Most Improved award in 2011... Member of the Cairns Taipans team that finished runners-up in 2011 ... Was ranked third in the NBL in offensive rebounding in 2010/11 ... Played in the NBL Grand Final for Sydney in 2006 and 2008... Father is former National Team member and Melbourne Tigers legend Perry Crosswhite... Has twice scored a career-high of 27 points and all four of his top four individual points scores have been recorded since joining the Taipans... Recorded a career-high 17 rebounds for Cairns on 13 December, 2008, against Gold Coast... Ranked sixth in the NBL in 2007-08 in blocked shots... Member of the Australian Under 18 National Team in 2000 and played in the Albert Schweitzer Junior Championships in Mannheim (Germany)... Attended the Australian Institute Sport from 2000-2001... Played for the University of Oregon (NCAA - Pac 10) between 2002 and 2005.

**DOB:** 21.11.82

**Birth Place:** Melbourne, VIC

**Height:** 210 cm

**Weight:** 115 kg

REGULAR SEASON STATS			FIELD GOALS			3 PTS			FREE THROWS			REBOUNDS									AVERAGES		
YEAR	TEAM	G	ATT	MD	%	ATT	MD	%	ATT	MD	%	OFF	DEF	TOTAL	ASS	STLS	BLKS	TOV	FLS	POINTS	RBD	ASS	PPG
2006	SYDNEY	25	120	65	54	11	3	27	68	44	65	52	68	120	49	13	11	35	69	177	4.8	2.0	7.1
2007	SYDNEY	31	175	89	51	12	5	42	87	52	60	61	85	146	38	20	19	49	64	235	4.7	1.2	7.6
2008	SYDNEY	29	188	91	48	15	4	27	93	60	65	67	114	181	50	25	33	65	70	246	6.2	1.7	8.5
2009	CAIRNS	29	262	125	48	30	8	27	103	62	60	61	117	178	50	17	23	61	78	320	6.1	1.7	11.0
2010	CAIRNS	26	150	76	51	15	6	40	63	35	56	45	81	126	29	21	9	36	51	193	4.8	1.1	7.4
2011	CAIRNS	28	243	126	52	14	4	29	112	70	63	79	111	190	69	29	26	62	86	326	6.8	2.5	11.6
2012	CAIRNS	22	148	67	45	16	3	19	35	28	80	53	117	170	68	10	20	54	64	165	7.7	3.1	7.5
		<b>190</b>	<b>1286</b>	<b>639</b>	<b>50</b>	<b>113</b>	<b>33</b>	<b>29</b>	<b>561</b>	<b>351</b>	<b>63</b>	<b>418</b>	<b>693</b>	<b>1111</b>	<b>353</b>	<b>135</b>	<b>141</b>	<b>362</b>	<b>482</b>	<b>1662</b>	<b>5.8</b>	<b>1.9</b>	<b>8.7</b>
CAREER PLAYOFF STATS																							
2006	SYDNEY	5	18	10	56	2			13	8	62	9	12	21	4	1		3	14	28	4.2	.8	5.6
2007	SYDNEY	3	20	11	55	1			3	1	33	9	11	20	6	2	1	8	4	23	6.7	2.0	7.7
2008	SYDNEY	8	58	33	57				20	12	60	15	28	43	11	10	10	11	28	78	5.4	1.4	9.8
2011	CAIRNS	6	44	26	59	2	1	50	23	16	70	10	28	38	13	2	7	11	16	69	6.3	2.2	11.5
		<b>22</b>	<b>140</b>	<b>80</b>	<b>57</b>	<b>5</b>	<b>1</b>	<b>20</b>	<b>59</b>	<b>37</b>	<b>63</b>	<b>43</b>	<b>79</b>	<b>122</b>	<b>34</b>	<b>15</b>	<b>18</b>	<b>33</b>	<b>62</b>	<b>198</b>	<b>5.5</b>	<b>1.5</b>	<b>9.0</b>
CAREER STATS																							
		<b>212</b>	<b>1426</b>	<b>719</b>	<b>50</b>	<b>118</b>	<b>34</b>	<b>29</b>	<b>620</b>	<b>388</b>	<b>63</b>	<b>461</b>	<b>772</b>	<b>1233</b>	<b>387</b>	<b>150</b>	<b>159</b>	<b>395</b>	<b>544</b>	<b>1860</b>	<b>5.8</b>	<b>1.8</b>	<b>8.8</b>



## #11 Aaron Bruce | GUARD

**NBL Clubs:** Adelaide 36ers 2009 – 2011, Sydney Kings 2011 – Current.

**Career Highlights:** Joined the Sydney Kings prior to the 2011/12 NBL season ... Previously played for the Adelaide 36ers ... Averaged a career best 13.9 points in 2011/12 for the Sydney Kings ... Scored a career high 25 points for the Kings against Melbourne on 4 November 2011 ... 2009 Boomers squad member ... 2002 Albert Schweitzer Team, Australian Junior Team Squad ... 2001 All-Australian Team, AIS scholarship ... 2000 Adidas All-Star Camp, AIS American Tour ... 1999 VBL Rookie of the Year, VBL Champions with Horsham Hornets.

**DOB:** 19.12.84

**Birth Place:** Horsham, VIC

**Height:** 188 cm

**Weight:** 84 kg

REGULAR SEASON STATS			FIELD GOALS				3 PTS			FREE THROWS			REBOUNDS								AVERAGES		
YEAR	TEAM	G	ATT	MD	%	ATT	MD	%	ATT	MD	%	OFF	DEF	TOTAL	ASS	STLS	BLKS	TOV	FLS	POINTS	RBD	ASS	PPG
2009	ADELAIDE	28	255	95	37	119	40	34	64	50	78	16	56	72	143	24	4	84	88	280	2.6	5.1	10.0
2011	ADELAIDE	15	82	31	38	33	13	39	19	15	79	8	15	23	41	5	1	22	34	90	1.5	2.7	6.0
2012	SYDNEY	17	183	73	40	78	27	35	70	63	90	17	27	44	74	11	3	51	50	236	2.6	4.4	13.9
		<b>60</b>	<b>520</b>	<b>199</b>	<b>38</b>	<b>230</b>	<b>80</b>	<b>35</b>	<b>153</b>	<b>128</b>	<b>84</b>	<b>41</b>	<b>98</b>	<b>139</b>	<b>258</b>	<b>40</b>	<b>8</b>	<b>157</b>	<b>172</b>	<b>606</b>	<b>2.3</b>	<b>4.3</b>	<b>10.1</b>
CAREER PLAYOFF STATS																							
2009	ADELAIDE	1	3			2			2	2	100				6			1	5	2		6.0	2.0
		<b>1</b>	<b>3</b>			<b>2</b>			<b>2</b>	<b>2</b>	<b>100</b>				<b>6</b>			<b>1</b>	<b>5</b>	<b>2</b>		<b>6.0</b>	<b>2.0</b>
CAREER STATS																							
		<b>61</b>	<b>523</b>	<b>199</b>	<b>38</b>	<b>232</b>	<b>80</b>	<b>34</b>	<b>155</b>	<b>130</b>	<b>84</b>	<b>41</b>	<b>98</b>	<b>139</b>	<b>264</b>	<b>40</b>	<b>8</b>	<b>158</b>	<b>177</b>	<b>608</b>	<b>2.3</b>	<b>4.3</b>	<b>10.0</b>



## #12 Corin Henry | GUARD

**NBL Clubs:** Sydney Kings 2012 – Current.

**Career Highlights:** Joins the Sydney Kings as an import in 2012/13 ... Played for Canal Digital Ligaen in Denmark most recently, where he won the Defensive Player of the Year in Season 2011/12 ... Was a Danish league All Star in 2012 ... Over 37 games in Denmark he averaged 22.1ppg 5.2apg 4.3rpg 3.5spg 54%fg 33%3fg 79.4%ft ... Played at US College Tarleton State where he was named LSC South Division Defensive Player of the Year in 2011 ... Also named All-LSC South Division 1st Team.

**DOB:** 05.10.88

**Birth Place:** Randallstown,  
Maryland, USA

**Height:** 178 cm

**Weight:** 77 kg



## #14 Tom Garlepp | FORWARD

**NBL Clubs:** Perth Wildcats 2007, Adelaide 36ers 2009, Gold Coast Blaze 2010 – Current.

**Career Highlights:** Played 31 games for Gold Coast in season 2011/12, averaging 3.6 points and 2.4 rebounds ... Played for the Perth Wildcats from 2007-09 ... Was the Perth Wildcats' 'Young Australian Player' for 2007/08 ... Recorded his NBL career-high of 14 points for Perth on 2 January 2008 against Singapore ... Has twice recorded a career-high seven rebounds ... Made his NBL career debut on 23 September 2007 for Perth against Singapore, recording four points ... Attended the AIS from 2004... Averaged 27.1 pts, 11.2 rebs and 4.4 ass for Perry Lakes Hawks in 2009 SBL season ... In 2005, played for the Perry Lakes Hawks in the Western Australian Basketball League, averaging 17 points, six rebounds, three assists, 1.5 steals and 1.5 blocked shots per game ... Attended the University of California Santa Barbara from 2005-07 ... As a freshman, he posted season highs of 16 points and seven rebounds in the season-opener against San Francisco ... Averaged 2.3 points and 2.1 rebounds per game ... Graduated from Aquinas College in Salter Point, Western Australia in 2003 ... As a senior at Aquinas, he averaged 25 points, 12 rebounds, four assists and five blocked shots per game ... shot 45.0% from the field, 30.0% from three-point range and 60.0% from the free throw line ... Led Aquinas to the State High School Championships and to a bronze medal at the national championships ... Invited to play for the Australian Institute of Sport's team in the South East Australian Basketball League in 2003 ... Led AIS in blocked shots with 39 ... set an AIS record with 10 blocked shots in one game ... averaged 12.0 points and 10.5 rebounds per game in the Australian Under-20 Championships ... member of the Australian Junior National Team at the Albert Schweitzer Games in Germany.

**DOB:** 20.04.86

**Birth Place:** Perth, WA

**Height:** 203 cm

**Weight:** 98 kg

REGULAR SEASON STATS			FIELD GOALS			3 PTS			FREE THROWS			REBOUNDS						AVERAGES					
YEAR	TEAM	G	ATT	MD	%	ATT	MD	%	ATT	MD	%	OFF	DEF	TOTAL	ASS	STLS	BLKS	TOV	FLS	POINTS	RBD	ASS	PPG
2008	PERTH	28	44	18	41	12	3	25	16	11	69	18	32	50	11	5	6	15	30	50	1.8	.4	1.8
2009	PERTH	6	16	5	31	6	1	17	8	3	38	2	8	10	2	4	2	3	6	14	1.7	.3	2.3
2010	ADELAIDE	4	8	2	25	4			3	3	100	2	1	3	1			3	3	7	.8	.3	1.8
2011	GOLD COAST	28	130	53	41	19	6	32	54	34	63	26	70	96	16	12	17	30	42	146	3.4	.6	5.2
2012	GOLD COAST	28	67	30	45	8	1	13	59	43	73	23	39	62	10	7	12	25	38	104	2.2	.4	3.7
		<b>94</b>	<b>265</b>	<b>108</b>	<b>41</b>	<b>49</b>	<b>11</b>	<b>22</b>	<b>140</b>	<b>94</b>	<b>67</b>	<b>71</b>	<b>150</b>	<b>221</b>	<b>40</b>	<b>28</b>	<b>37</b>	<b>76</b>	<b>119</b>	<b>321</b>	<b>2.4</b>	<b>.4</b>	<b>3.4</b>
CAREER PLAYOFF STATS																							
2008	PERTH	1	2	1	50	2	1	50						1	1	1				3	1.0	1.0	3.0
2012	GOLD COAST	1	2	1	50	2	1	50						1	1	1				3	1.0	1.0	3.0
		<b>4</b>	<b>8</b>	<b>4</b>	<b>50</b>	<b>2</b>	<b>1</b>	<b>50</b>	<b>2</b>	<b>2</b>	<b>100</b>	<b>2</b>	<b>10</b>	<b>12</b>	<b>4</b>			<b>2</b>	<b>6</b>	<b>11</b>	<b>3.0</b>	<b>1.0</b>	<b>2.8</b>
CAREER STATS																							
		<b>98</b>	<b>273</b>	<b>112</b>	<b>41</b>	<b>51</b>	<b>12</b>	<b>24</b>	<b>142</b>	<b>96</b>	<b>68</b>	<b>73</b>	<b>160</b>	<b>233</b>	<b>44</b>	<b>28</b>	<b>37</b>	<b>78</b>	<b>125</b>	<b>332</b>	<b>2.4</b>	<b>.4</b>	<b>3.4</b>



## #33 James Harvey | GUARD

**NBL Clubs:** Perth Wildcats 1998 – 04, West Sydney Razorbacks 2005 – 07, Gold Coast Blaze 2007 – Current.

**Career Highlights:** Joins Sydney after four season with the Gold Coast Blaze ... Played just eight games for Gold Coast last season due to injury, averaging 10.5 points ... Won a championship with Perth Wildcats in 1999/2000 and played in six finals series in his time in the west... Fourth in NBL in scoring in 2009/10 season at 18 points per game ... Named to All NBL Third-Team in 2008 ... Won a championship with the Wildcats in 2000 ... Played in the 2002-03 NBL Grand Final ... Named the 2001 NBL Most Improved Player after increasing his scoring average from 8ppg in 1999-2000 to 20ppg in 2000-01 ... Represented the Western Australian U/20 team in 1997 and 1998 ... Played in the Treviso summer league in Italy in 2004 ... Played most recently in Israel with Maccabi Rishon Le-Zion ... Averaging a career-best 21.7ppg in his first season with the Razorbacks before suffering a shoulder injury against Adelaide in round 10 ... Named to the All-NBL 2nd Team for 2007/08 ... Harvey also came in 3rd in 2008 NBL rankings for three point percentage, shooting 44.1 (101/229) ... Member of the Australian Boomer's Squad for a number of years.

**DOB:** 15.02.79

**Birth Place:** Perth, WA

**Height:** 196 cm

**Weight:** 91 kg

REGULAR SEASON STATS			FIELD GOALS				3 PTS			FREE THROWS			REBOUNDS						AVERAGES				
YEAR	TEAM	G	ATT	MD	%	ATT	MD	%	ATT	MD	%	OFF	DEF	TOTAL	ASS	STLS	BLKS	TOV	FLS	POINTS	RBD	ASS	PPG
98/99	PERTH	15	44	10	23	21	2	10	4	3	75	7	4	11	1	1	3	7	25	.7	.1	1.7	
2000	PERTH	28	217	94	43	88	28	32	42	31	74	16	38	54	27	11	5	33	33	247	1.9	1.0	8.8
2001	PERTH	27	399	185	46	161	71	44	112	98	88	20	60	80	73	15	3	61	67	539	3.0	2.7	20.0
2002	PERTH	12	151	62	41	52	18	35	33	30	91	6	35	41	25	2	1	19	26	172	3.4	2.1	14.3
2003	PERTH	30	359	164	46	164	72	44	64	49	77	21	81	102	99	15	8	74	73	449	3.4	3.3	15.0
2004	PERTH	32	529	227	43	222	85	38	140	117	84	25	82	107	115	24	3	89	93	656	3.3	3.6	20.5
2006	WEST SYDNEY	11	179	83	46	64	23	36	64	50	78	6	30	36	33	10	4	42	33	239	3.3	3.0	21.7
2007	WEST SYDNEY	27	413	182	44	129	51	40	187	138	74	22	85	107	81	21	5	87	87	553	4.0	3.0	20.5
2008	GOLD COAST	30	436	216	50	229	101	44	127	104	82	23	86	109	67	22	10	89	94	637	3.6	2.2	21.2
2009	GOLD COAST	28	411	182	44	233	97	42	124	91	73	21	78	99	44	20	1	60	98	552	3.5	1.6	19.7
2010	GOLD COAST	28	293	127	43	169	67	40	85	76	89	10	76	86	28	11	5	40	66	397	3.1	1.0	14.2
2011	GOLD COAST	18	200	89	45	71	25	35	71	63	89	12	55	67	33	7	5	28	43	266	3.7	1.8	14.8
2012	GOLD COAST	8	64	29	45	24	11	46	19	15	79	4	6	10	9	5		10	16	84	1.3	1.1	10.5
		<b>294</b>	<b>3695</b>	<b>1650</b>	<b>45</b>	<b>1627</b>	<b>651</b>	<b>40</b>	<b>1072</b>	<b>865</b>	<b>81</b>	<b>193</b>	<b>716</b>	<b>909</b>	<b>635</b>	<b>164</b>	<b>53</b>	<b>635</b>	<b>736</b>	<b>4816</b>	<b>3.1</b>	<b>2.2</b>	<b>16.4</b>
<b>CAREER PLAYOFF STATS</b>																							
9899	PERTH	1	2	1	50														1	2	.0	.0	2.0
2000	PERTH	8	46	18	39	22	7	32	8	4	50	6	3	9	12	3	2	3	10	47	1.1	1.5	5.9
2001	PERTH	2	28	10	36	11	3	27	7	7	100		4	4	4		1	6	6	30	2.0	2.0	15.0
2003	PERTH	7	62	27	44	30	13	43	6	3	50		21	21	10	6		20	15	70	3.0	1.4	10.0
2004	PERTH	1	21	11	52	8	4	50				2	2	4	1	1		3	3	26	4.0	1.0	26.0
2008	GOLD COAST	1	16	8	50	9	6	67	7	5	71		3	3	1			1	1	27	3.0	1.0	27.0
2010	GOLD COAST	2	26	16	62	15	10	67	7	4	57	1	7	8	1	2	1	5	6	46	4.0	.5	23.0
		<b>22</b>	<b>201</b>	<b>91</b>	<b>45</b>	<b>95</b>	<b>43</b>	<b>45</b>	<b>35</b>	<b>23</b>	<b>66</b>	<b>9</b>	<b>40</b>	<b>49</b>	<b>29</b>	<b>12</b>	<b>4</b>	<b>38</b>	<b>42</b>	<b>248</b>	<b>2.2</b>	<b>1.3</b>	<b>11.3</b>
<b>CAREER STATS</b>																							
		<b>316</b>	<b>3896</b>	<b>1741</b>	<b>45</b>	<b>1722</b>	<b>694</b>	<b>40</b>	<b>1107</b>	<b>888</b>	<b>80</b>	<b>202</b>	<b>756</b>	<b>958</b>	<b>664</b>	<b>176</b>	<b>57</b>	<b>673</b>	<b>778</b>	<b>5064</b>	<b>3.0</b>	<b>2.1</b>	<b>16.0</b>



## #35 Darnell Lazare | FORWARD

**NBL Clubs:** Sydney Kings 2012 – Current.

**Career Highlights:** Joins the Sydney Kings as an import for the 2012/13 season after spending the past three seasons in the NBA's D-League ... Most recently played for the Fort Wayne Mad Ants in the D-League ... Selected for the D-League All-Star Game in 2012 ... In 2011/12 season averaged 15.5 ppg, 7 rpg, 1.8 apg in the D-League ... Played four seasons in college with LSU ... Helped LSU to be SEC Regular Season (Western Div.) Runner-Up in 2005 ... Took LSU to the SEC Tournament Semi-finals in 2005 and 2006 ... SEC Western Division Regular Season Champion 2006 ... Was part of the LSU team that reached the NCAA Final Four in 2006 ... Has also played in the Ukraine and was named to the Ukrainian UBL League All-Star Game in 2009.

**DOB:** 29.01.85

**Birth Place:** Lafayette, Louisiana

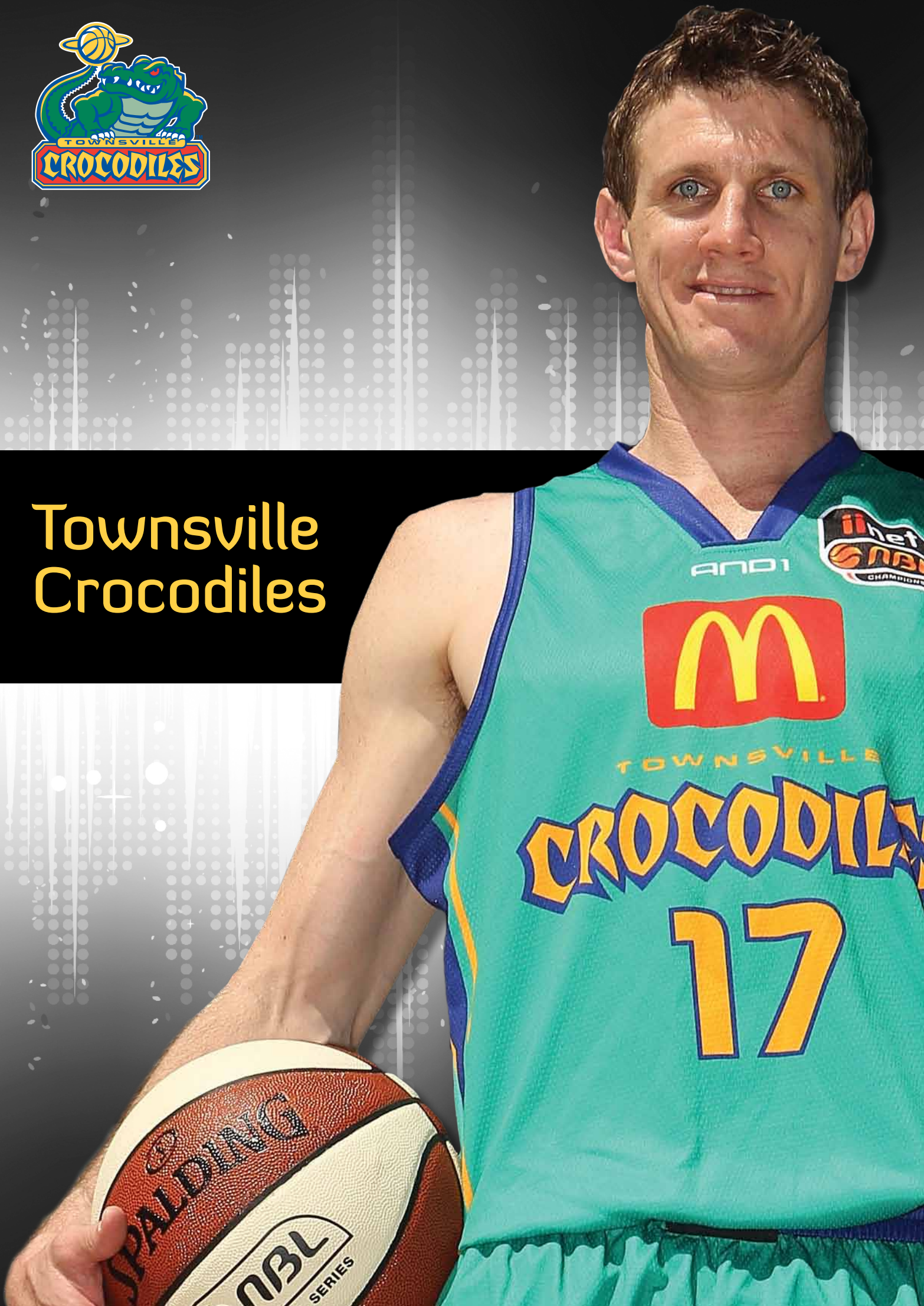
**Height:** 203 cm

**Weight:** 109 kg





# Townsville Crocodiles





# Player Roster

NO.	PLAYER	POSITION	HEIGHT	DOB	BIRTHPLACE
3	Chris Cedar	Guard	185 cm	18.10.88	Townsville, QLD
5	Ben Allen	Centre	211 cm	30.12.87	Melbourne, VIC
6	Mitch Norton	Guard	180 cm	01.04.93	Townsville, QLD
9	Gary Ervin	Guard	183 cm	09.08.83	Brooklyn, New York, USA
10	Russell Hinder	Forward/Centre	208 cm	10.07.79	Sydney, NSW
12	Todd Blanchfield	Guard/Forward	200cm	07.11.91	Mackay, QLD
17	Peter Crawford	Guard/Forward	193 cm	06.11.79	Mt. Isa, QLD
24	Michael Cedar	Guard/Forward	190 cm	11.05.86	Townsville, QLD
31	Jacob Holmes	Forward	201 cm	14.08.83	Adelaide, SA
33	Larry Abney	Forward	203 cm	19.05.77	Nyack, New York, USA

# Import

**Development Player:** Brendan Teys

### COACHING STAFF

**Head Coach:** Paul Woolpert

**Senior Assistant Coach:** Liam Flynn

## Venue Info

**Venue:** Townsville Entertainment and Convention Centre  
Sir Leslie Thiess Drive, Townsville QLD 4810



## Media Contact

**Contact Name:** Victoria Page  
Membership Coordinator

**Postal Address:** PO Box 40 Wulguru QLD 4811

**Phone Number:** 07 4778 4222

**Email Address:** victoria@crocodiles.com.au



# Schedule 2012/13

ROUND	GAME	DATE	HOME	AWAY	VENUE	TIP OFF
1	Sat	6/10/12	Cairns	Townsville	Cairns Convention Centre	7:30 PM
2	Sun	14/10/12	Townsville	Perth	Townsville Entertainment Centre	1:00 PM
3	Fri	19/10/12	New Zealand	Townsville	North Shore Events Centre	7:30 PM
3	Sun	21/10/12	Wollongong	Townsville	Wollongong Entertainment Centre	4:00 PM
4	Fri	26/10/12	Townsville	Sydney	Townsville Entertainment Centre	7:30 PM
5	Fri	2/11/12	Townsville	Cairns	Townsville Entertainment Centre	7:30 PM
5	Sun	4/11/12	Melbourne	Townsville	Hisense Arena	3:00 PM
6	Fri	9/11/12	Townsville	New Zealand	Townsville Entertainment Centre	7:30 PM
7	Fri	16/11/12	New Zealand	Townsville	Vector Arena	7:30 PM
8	Sat	24/11/12	Townsville	Perth	Townsville Entertainment Centre	7:30 PM
9	Fri	30/11/12	Townsville	Adelaide	Townsville Entertainment Centre	7:30 PM
10	Sat	8/12/12	Townsville	Melbourne	Townsville Entertainment Centre	7:30 PM
11	Sat	15/12/12	Adelaide	Townsville	Adelaide Arena	7:30 PM
12	Mon	31/12/12	Townsville	Adelaide	Townsville Entertainment Centre	7:30 PM
13	Fri	4/01/13	Adelaide	Townsville	Adelaide Arena	7:30 PM
14	Fri	11/01/13	Townsville	New Zealand	Townsville Entertainment Centre	7:30 PM
15	Sat	19/01/13	Townsville	Wollongong	Townsville Entertainment Centre	7:30 PM
16	Fri	25/01/13	Perth	Townsville	Perth Arena	6:30 PM
17	Sat	2/02/13	Townsville	Sydney	Townsville Entertainment Centre	7:30 PM
18	Sat	9/02/13	Townsville	Cairns	Townsville Entertainment Centre	7:30 PM
19	Fri	15/02/13	Perth	Townsville	Perth Arena	7:00 PM
19	Sun	17/02/13	Wollongong	Townsville	Wollongong Entertainment Centre	4:00 PM
20	Fri	22/02/13	Cairns	Townsville	Cairns Convention Centre	7:30 PM
21	Sun	3/03/13	Sydney	Townsville	Sydney Entertainment Centre	1:00 PM
22	Sat	9/03/13	Townsville	Wollongong	Townsville Entertainment Centre	7:30 PM
23	Sun	17/03/13	Townsville	Melbourne	Townsville Entertainment Centre	12:00 PM
24	Fri	22/03/13	Sydney	Townsville	Sydney Entertainment Centre	7:30 PM
24	Sun	24/03/13	Melbourne	Townsville	Hisense Arena	1:00 PM



# Results 2011/12

ROUND	DATE	HOME	RESULT	AWAY	VENUE	WIN/LOSS
1	8/10/11	Cairns Taipans	81-76	Townsville Crocodiles	Cairns Convention Centre	L
2	14/10/11	Townsville Crocodiles	95-67	Cairns Taipans	Townsville Entertainment Centre	W
3	22/10/11	Townsville Crocodiles	85-93	Perth Wildcats	Townsville Entertainment Centre	L
4	29/10/11	Townsville Crocodiles	78-70	Gold Coast Blaze	Townsville Entertainment Centre	W
6	11/11/11	Melbourne Tigers	88-95 OT	Townsville Crocodiles	State Netball Hockey Centre	W
7	19/11/11	Gold Coast Blaze	87-75	Townsville Crocodiles	Gold Coast Convention Centre	L
8	24/11/11	New Zealand Breakers	88-74	Townsville Crocodiles	Vector Arena	L
9	3/12/11	Townsville Crocodiles	82-81	Wollongong Hawks	Townsville Entertainment Centre	W
10	11/12/11	Townsville Crocodiles	80-69	Sydney Kings	Townsville Entertainment Centre	W
11	18/12/11	Melbourne Tigers	93-80	Townsville Crocodiles	State Netball Hockey Centre	L
12	23/12/11	Sydney Kings	93-100	Townsville Crocodiles	Sydney Entertainment Centre	W
13	31/12/11	Townsville Crocodiles	76-97	Perth Wildcats	Townsville Entertainment Centre	L
14	7/01/12	Wollongong Hawks	57-72	Townsville Crocodiles	WIN Entertainment Centre	W
15	14/01/12	Townsville Crocodiles	118-114 OT	Sydney Kings	Townsville Entertainment Centre	W
16	21/01/12	Townsville Crocodiles	65-63	Wollongong Hawks	Townsville Entertainment Centre	W
17	25/01/12	Townsville Crocodiles	79-69	Adelaide 36ers	Townsville Entertainment Centre	W
17	28/01/12	Perth Wildcats	87-55	Townsville Crocodiles	Challenge Stadium	L
18	3/02/12	Cairns Taipans	85-81	Townsville Crocodiles	Cairns Convention Centre	L
18	5/02/12	Townsville Crocodiles	89-71	Adelaide 36ers	Townsville Entertainment Centre	W
19	12/02/12	Adelaide 36ers	79-74	Townsville Crocodiles	Adelaide Arena	L
20	17/02/12	Townsville Crocodiles	75-43	Cairns Taipans	Townsville Entertainment Centre	W
20	19/02/12	Gold Coast Blaze	66-80	Townsville Crocodiles	Brisbane Convention Centre	W
21	23/02/12	New Zealand Breakers	81-70	Townsville Crocodiles	North Shore Events Centre	L
21	26/02/12	Sydney Kings	71-69	Townsville Crocodiles	Sydney Entertainment Centre	L
22	4/03/12	Townsville Crocodiles	67-64	Melbourne Tigers	Townsville Entertainment Centre	W
23	10/03/12	Townsville Crocodiles	88-76	Gold Coast Blaze	Townsville Entertainment Centre	W
24	16/03/12	Perth Wildcats	101-66	Townsville Crocodiles	Challenge Stadium	L
25	23/03/12	Townsville Crocodiles	69-76	New Zealand Breakers	Townsville Entertainment Centre	L
Semis	30/03/12	New Zealand Breakers	82-99	Townsville Crocodiles	Vector Arena	W
Semis	5/04/12	Townsville Crocodiles	83-94	New Zealand Breakers	Townsville Entertainment Centre	L
Semis	7/04/12	New Zealand Breakers	97-80	Townsville Crocodiles	Vector Arena	L

## Career Single Game Highs For Selected Players (Player, All Time)

	PL	Field			3 point			Rebounds					F/Throws		Points		
		A	M	%	A	M	FL	AS	BL	ST	TO	OF	DE	TOT		A	M
Larry Abney	113	26	15	80	2	1	6	6	5	4	10	9	14	21	17	12	36
Ben Allen	61	10	5	100	5	2	4	2	2	2	4	4	7	8	4	2	12
Todd Blanchfield	66	11	6	100	6	3	4	3	1	2	3	3	6	8	6	5	18
Michael Cedar	191	19	12	100	14	7	5	6	2	3	6	5	7	9	10	9	31
Chris Cedar	58	9	5	100	5	2	4	5	1	2	5	3	6	6	6	5	15
Peter Crawford	406	21	11	100	14	8	6	9	3	9	8	6	11	14	13	11	32
Gary Ervin	27	24	12		8	4	4	13	1	3	7	4	6	9	19	13	31
Russell Hinder	295	19	11	100	9	6	6	8	7	5	6	8	12	17	9	7	27
Jacob Holmes	330	24	11	100	10	6	6	9	3	4	7	13	14	20	11	10	28
Mitch Norton	5	7	2	100	3	0	2	1	1	1	2	1	2	3	2	1	5
Keegan Tudehope	16	4	1	100	1	1	1	1	1	2	2	0	2	2	2	1	3





## Year by Year

YEAR	WINS	LOSSES	POS	PLAYOFFS	COACH	CAPTAIN	MVP
1993	4	22	14th	did not qualify	Mark Bragg	Graham Kubank	Ricky Jones
1994	6	20	13th	did not qualify	Mark Bragg	Graham Kubank	Daryl Johnson
1995	9	17	11th	did not qualify	Mark Bragg	Derek Rucker	Derek Rucker
1996	9	17	11th	did not qualify	Mark Bragg	Derek Rucker	Clarence Tyson
1997	14	16	8th	did not qualify	Mark Bragg	Derek Rucker	Derek Rucker
1998	12	18	9th	did not qualify	Mark Bragg	Derek Rucker	Derek Rucker
98/99	12	14	7th	did not qualify	Ian Stacker	Robert Rose	Robert Rose
99/00	22	6	2nd	lost semifinal	Ian Stacker	Robert Rose	Robert Rose & Sam Mackinnon
00/01	22	6	2nd	lost Grand Final	Ian Stacker	Robert Rose	Robert Rose
01/02	13	17	9th	did not qualify	Ian Stacker	Robert Rose	Robert Rose
02/03	19	11	3rd	lost Semi Final	Ian Stacker	Robert Rose	Wayne Turner & Pat Reidy
03/04	13	20	9th	did not qualify	Ian Stacker	Robert Rose	Pat Reidy
04/05	19	13	3rd	lost Semi Final	Ian Stacker	Robert Rose	John Rillie
05/06	9	23	10th	did not qualify	Ian Stacker	John Rillie	Larry Abney
06/07	19	14	5th	lost quarter final	Trevor Gleeson	John Rille	John Rillie & Larry Abney
07/08	17	13	5th	lost Quarter Final	Trevor Gleeson	John Rillie	John Rillie
2008/09	17	13	5th	lost semifinals	Trevor Gleeson	John Rillie	Corey Williams
2009/10	16	12	3rd	lost semifinals	Trevor Gleeson	Russell Hinder	Corey Williams
2010/11	17	11	2nd	lost Semi Final	Trevor Gleeson	Russell Hinder	Luke Schenschler
2011/12	15	13	4th	Lost Semi Final	Paul Woolpert	Russell Hinder & Michael Cedar	Peter Crawford





## Head Coach Paul Woopert

Returns for his second season with the Crocs ... Led the Crocs to a 15-13 record in his first season at the helm, and a berth in the Semi Finals ... Signed as head coach of the Townsville Crocodiles prior to the 2011-12 NBL season, replacing Trevor Gleeson ... Formerly Gleeson's assistant coach at Townsville during the 2010-11 season...Veteran of American CBA league, who was head coach of the Yakima Sun Kings from 1998 - 2001 and also 2004 - 2008 ... Was an assistant at Yakima on both 1994 and 1995 ... He helped lead the Sun Kings to the championship as an assistant in 1995 ... Also coached at the CBA's Sioux Falls Skyforce, as head coach from 2001 - 2002 and assistant from 1995 - 1996 ... In 2003 was head coach of Talk and Text Phone Pals (Philippines-PBA) ... From 2008 to 2009 was head coach of the Tulsa 66ers (NBA D-League) ... Named All-CBA Coach of the Year in both 2007 and 2008.

YEAR	TEAM	REGULAR SEASON			FINALS		NOTES
		WIN	LOSS	POS	WIN	LOSS	
2012	Townsville Crocodiles	15	13	4th	1	2	Lost Semi Final
<b>Totals</b>		<b>15</b>	<b>13</b>		<b>1</b>	<b>2</b>	
<b>OVERALL</b>	<b>RECORD</b>	<b>16</b>	<b>15</b>				





## #3 Chris Cedar | GUARD

**NBL Clubs:** Townsville Crocodiles 2007 – Current.

**Career Highlights:** Played 31 games for the Crocs in season 2011/12, averaging a career high of 4.6 points ... Scored a career-high of 11 points on 6 February 2012 against Adelaide ... Brother of teammate Michael Cedar ... A product of the Whirlwinds Basketball Club in Townsville ... Spent two seasons playing in the QBL with the Townsville Heat ... Originally called into the Crocs team following Kelvin Robertson's ACL injury.

**DOB:** 18.10.88

**Birth Place:** Townsville, QLD

**Height:** 185 cm

**Weight:** 80 kg

REGULAR SEASON STATS			FIELD GOALS				3 PTS			FREE THROWS			REBOUNDS						AVERAGES				
YEAR	TEAM	G	ATT	MD	%	ATT	MD	%	ATT	MD	%	OFF	DEF	TOTAL	ASS	STLS	BLKS	TOV	FLS	POINTS	RBD	ASS	PPG
2008	TOWNSVILLE	8	9	1	11	5	1	17	10	8	80	3	2	5	10	3	1	5	6	13	.5	.9	1.3
2011	TOWNSVILLE	6	6	2	33	3						1	5	6	1				3	4	1.0	.2	.7
2012	TOWNSVILLE	28	115	44	38	57	16	28	33	25	76	9	27	36	33	11	1	31	47	129	1.3	1.2	4.6
		<b>53</b>	<b>146</b>	<b>49</b>	<b>34</b>	<b>71</b>	<b>17</b>	<b>24</b>	<b>51</b>	<b>41</b>	<b>80</b>	<b>13</b>	<b>36</b>	<b>49</b>	<b>45</b>	<b>15</b>	<b>2</b>	<b>39</b>	<b>58</b>	<b>156</b>	<b>.9</b>	<b>.8</b>	<b>2.9</b>
CAREER PLAYOFF STATS																							
2010	TOWNSVILLE	2	3	2	67	3	2	67										1		6			3.0
2012	TOWNSVILLE	3	12	5	42	4	1	25	6	4	67	1	2	3	7	2		1	6	15	1.0	2.3	5.0
		<b>5</b>	<b>15</b>	<b>7</b>	<b>47</b>	<b>7</b>	<b>3</b>	<b>43</b>	<b>6</b>	<b>4</b>	<b>67</b>	<b>1</b>	<b>2</b>	<b>3</b>	<b>7</b>	<b>2</b>		<b>2</b>	<b>6</b>	<b>21</b>	<b>.6</b>	<b>1.4</b>	<b>4.2</b>
CAREER STATS																							
		<b>58</b>	<b>161</b>	<b>56</b>	<b>35</b>	<b>78</b>	<b>20</b>	<b>26</b>	<b>57</b>	<b>45</b>	<b>79</b>	<b>14</b>	<b>38</b>	<b>52</b>	<b>52</b>	<b>17</b>	<b>2</b>	<b>41</b>	<b>64</b>	<b>177</b>	<b>.9</b>	<b>.9</b>	<b>3.1</b>



## #5 Ben Allen | CENTRE

**NBL Clubs:** Townsville Crocodiles 2010 – Current.

**Career Highlights:** Twice registered career high rebounding games in 2011/12, including a career best 8 boards on 6 February 2012 against Adelaide ... Registered his career-high of 12 points against Perth on 5 December 2010 ... Attended St. Mary's College (US NCAA) from 2008-2010 ... Also attended Indiana University (US NCAA) 2005-2007 ... 2010 Reached the NCAA Sweet 16 Basketball Tournament with St Mary's College in California; played all 34 games for St. Mary's Gaels in 09/10, averaging 10.7 points and 7.6 rebounds per game ... 2005 U21 Australian Team selection; 4th place in the FIBA U21 World Championship.

**DOB:** 30.12.87

**Birth Place:** Melbourne, VIC

**Height:** 211 cm

**Weight:** 113 kg

REGULAR SEASON STATS			FIELD GOALS				3 PTS			FREE THROWS			REBOUNDS						AVERAGES				
YEAR	TEAM	G	ATT	MD	%	ATT	MD	%	ATT	MD	%	OFF	DEF	TOTAL	ASS	STLS	BLKS	TOV	FLS	POINTS	RBD	ASS	PPG
2011	TOWNSVILLE	27	80	33	41	14	4	29	17	13	76	19	28	47	9	1	5	6	43	83	1.7	.3	3.1
2012	TOWNSVILLE	28	84	35	42	11	2	18	21	11	52	21	44	65	8	5	6	17	63	83	2.3	.3	3.0
		<b>55</b>	<b>164</b>	<b>68</b>	<b>41</b>	<b>25</b>	<b>6</b>	<b>24</b>	<b>38</b>	<b>24</b>	<b>63</b>	<b>40</b>	<b>72</b>	<b>112</b>	<b>17</b>	<b>6</b>	<b>11</b>	<b>23</b>	<b>106</b>	<b>166</b>	<b>2.0</b>	<b>.3</b>	<b>3.0</b>
CAREER PLAYOFF STATS																							
2011	TOWNSVILLE	3	10	5	50	4	2	50					4	4	2	2	1		5	12	1.3	.7	4.0
2012	TOWNSVILLE	3	5	1	20	2						1	4	5	1			1	7	2	1.7	.3	.7
		<b>6</b>	<b>15</b>	<b>6</b>	<b>40</b>	<b>6</b>	<b>2</b>	<b>33</b>				<b>1</b>	<b>8</b>	<b>9</b>	<b>3</b>	<b>2</b>		<b>1</b>	<b>12</b>	<b>14</b>	<b>1.5</b>	<b>.5</b>	<b>2.3</b>
CAREER STATS																							
		<b>61</b>	<b>179</b>	<b>74</b>	<b>41</b>	<b>31</b>	<b>8</b>	<b>26</b>	<b>38</b>	<b>24</b>	<b>63</b>	<b>41</b>	<b>80</b>	<b>121</b>	<b>20</b>	<b>8</b>	<b>12</b>	<b>24</b>	<b>118</b>	<b>180</b>	<b>2.0</b>	<b>.3</b>	<b>3.0</b>



## #6 Mitch Norton | GUARD

**NBL Clubs:** Townsville Crocodiles 2011 – Current.

**Career Highlights:** 2012/13 will be his second NBL season ... Signed as a rookie by the Townsville Crocodiles prior to the 2011/12 NBL season ... Appeared in 16 games in his rookie season ... Scored a career high of five points on 23 March 2012 against New Zealand ... Attended the AIS ... In 2011 represented QLD at the Australian U20 Championships winning a silver medal ... In 2010 represented QLD at the Australian U20 Championships and Australia at the U17 Men FIBA World Championships ... Played for the Townsville Heat during the 2010 QABL season ... In 2009 represented QLD North at the Australian U18 Championships ... In 2008 and 2007 represented QLD North at the Australian U16 Championships.


**DOB:** 01.04.93

**Birth Place:** Townsville, QLD

**Height:** 180 cm

**Weight:** 85 kg

REGULAR SEASON STATS			FIELD GOALS				3 PTS			FREE THROWS			REBOUNDS								AVERAGES		
YEAR	TEAM	G	ATT	MD	%	ATT	MD	%	ATT	MD	%	OFF	DEF	TOTAL	ASS	STLS	BLKS	TOV	FLS	POINTS	RBD	ASS	PPG
2012	TOWNSVILLE	3	11	3	27	6			3	1	33	1	3	4	1	1	1	3	3	7	1.3	.3	2.3
		<b>3</b>	<b>11</b>	<b>3</b>	<b>27</b>	<b>6</b>			<b>3</b>	<b>1</b>	<b>33</b>	<b>1</b>	<b>3</b>	<b>4</b>	<b>1</b>	<b>1</b>	<b>1</b>	<b>3</b>	<b>3</b>	<b>7</b>	<b>1.3</b>	<b>.3</b>	<b>2.3</b>
CAREER PLAYOFF STATS																							
2012	TOWNSVILLE	2	2	2	100														1	4			2.0
		<b>2</b>	<b>2</b>	<b>2</b>	<b>100</b>														<b>1</b>	<b>4</b>			<b>2.0</b>
CAREER STATS																							
		<b>5</b>	<b>13</b>	<b>5</b>	<b>38</b>	<b>6</b>			<b>3</b>	<b>1</b>	<b>33</b>	<b>1</b>	<b>3</b>	<b>4</b>	<b>1</b>	<b>1</b>	<b>1</b>	<b>3</b>	<b>4</b>	<b>11</b>	<b>.8</b>	<b>.2</b>	<b>2.2</b>



## #9 Gary Ervin | GUARD

**NBL Clubs:** Wollongong Hawks 2010 – 2011, Townsville Crocodiles 2012 – Current.

**Career Highlights:** Named the NBL Most Valuable Player in 2012, polling 119 votes to finish just a single vote ahead of Sydney Kings centre Julian Khazzouh on 118 ... Was also named to the 2012 All-NBL First Team... Took out the NBL Player of the Month award in both October and November of 2011 ... Finished equal first in the NBL in scoring during the 2010/11 season with 20.1 points per game and was also fourth in assists at 4.5 ... Has twice scored 31 points in a game ... Played in college for both Mississippi State and Arkansas ... Was drafted by the Sioux Falls Skyforce of the NBA's D-League in 2008 in the fourth round with the 61st overall pick ... Has also played professionally in Canada, Venezuela, Ukraine and Croatia.

**DOB:** 09.08.83

**Birth Place:** Brooklyn, New York, USA

**Height:** 183 cm

**Weight:** 81 kg

REGULAR SEASON STATS		FIELD GOALS				3 PTS			FREE THROWS			REBOUNDS								AVERAGES			
YEAR	TEAM	G	ATT	MD	%	ATT	MD	%	ATT	MD	%	OFF	DEF	TOTAL	ASS	STLS	BLKS	TOV	FLS	POINTS	RBD	ASS	PPG
2011	WOLLONGONG	27	442	194	44	95	30	32	175	124	71	37	56	93	122	36	1	76	39	542	3.4	4.5	20.1
<b>CAREER STATS</b>		27	442	194	44	95	30	32	175	124	71	37	56	93	122	36	1	76	39	542	3.4	4.5	20.1



## #10 Russell Hinder | FORWARD/CENTRE

**NBL Clubs:** West Sydney Razorbacks 2002 – 2004, Hunter Pirates 2005, Sydney Kings 2006 – 08, Townsville Crocodiles 2009 – Current.

**Career Highlights:** Missed the entire 2011/12 NBL season after breaking a leg in the pre-season tournament ... Represented Australia at the 2006 World Championships and was a gold medalist at the 2006 Commonwealth Games ... Attended college at the University of San Francisco (1998-1999) and Augusta State University (1999-2001) ... Attended the Australian Institute of Sport in 2001 ... Played for West Sydney in the 2002 and 2004 Grand Finals and Sydney in 2008 ... Was the leading rebounder for the Pirates in the 2005 season, averaging 9.5 rebounds per game ... Won the Hunter Pirates 2005 Defensive Player of the Year award ... Also won best defensive player for the Kings in 2007 ... Scored a career best 27 points twice for Hunter—both at home vs. the Crocs and the Hawks ... Also had 26 points vs. Adelaide while a Razorback ... Had a career best 17 rebounds vs. Adelaide in January 2006 ... Blocked more shots than any other King in 2008 ... Played his 200th NBL game in game 4 of the 2008 Grand Final series.

**DOB:** 10.07.79

**Birth Place:** Sydney, NSW

**Height:** 208 cm

**Weight:** 110 kg

REGULAR SEASON STATS			FIELD GOALS				3 PTS			FREE THROWS			REBOUNDS						AVERAGES				
YEAR	TEAM	G	ATT	MD	%	ATT	MD	%	ATT	MD	%	OFF	DEF	TOTAL	ASS	STLS	BLKS	TOV	FLS	POINTS	RBD	ASS	PPG
2002	WEST SYDNEY	11	27	12	44	3			6	4	67	7	13	20	3		4	4	11	28	1.8	.3	2.5
2003	WEST SYDNEY	10	54	23	43	3	1	33	10	7	70	15	34	49	11	4	8	23	32	54	4.9	1.1	5.4
2004	WEST SYDNEY	32	210	113	54	21	8	38	94	79	84	73	105	178	42	20	16	39	90	313	5.6	1.3	9.8
2005	HUNTER	32	260	119	46	22	7	32	83	60	72	108	197	305	79	40	25	73	79	305	9.5	2.5	9.5
2006	HUNTER	32	357	168	47	89	39	44	102	71	70	89	210	299	81	27	28	75	97	446	9.3	2.5	13.9
2007	SYDNEY	33	226	96	42	57	16	28	84	60	71	61	106	167	66	20	40	51	71	268	5.1	2.0	8.1
2008	SYDNEY	28	178	86	48	56	23	41	55	38	69	55	101	156	44	22	31	33	70	233	5.6	1.6	8.3
2009	TOWNSVILLE	30	247	98	40	114	40	35	71	50	70	61	127	188	83	22	28	59	116	286	6.3	2.8	9.5
2010	TOWNSVILLE	28	184	90	49	86	36	42	72	57	79	41	107	148	67	10	17	37	69	273	5.3	2.4	9.8
2011	TOWNSVILLE	26	161	71	44	67	30	45	55	47	85	39	112	151	46	17	18	51	65	219	5.8	1.8	8.4
		<b>262</b>	<b>1904</b>	<b>876</b>	<b>46</b>	<b>518</b>	<b>200</b>	<b>39</b>	<b>632</b>	<b>473</b>	<b>75</b>	<b>549</b>	<b>1112</b>	<b>1661</b>	<b>522</b>	<b>182</b>	<b>215</b>	<b>445</b>	<b>700</b>	<b>2425</b>	<b>6.3</b>	<b>2.0</b>	<b>9.3</b>
CAREER PLAYOFF STATS																							
2002	WEST SYDNEY	2	1	1	100									3	3	1				2	1.5	.5	1.0
2004	WEST SYDNEY	8	63	26	41	4	2	50	36	22	61	24	32	56	13	4	5	11	27	76	7.0	1.6	9.5
2005	HUNTER	1	8	2	25	1						3	7	10	1	1		2	2	4	10.0	1.0	4.0
2006	HUNTER	1	10	6	60	3	1	33	2	1	50		8	8	1		2	3	3	14	8.0	1.0	14.0
2007	SYDNEY	3	34	18	53	11	5	45	15	11	73	13	17	30	10	2	2	5	10	52	10.0	3.3	17.3
2008	SYDNEY	8	50	22	44	18	6	33	10	7	70	11	19	30	14	5	14	6	20	57	3.8	1.8	7.1
2009	TOWNSVILLE	4	37	16	43	19	5	26	12	6	50	9	17	26	13	2	2	11	14	43	6.5	3.3	10.8
2010	TOWNSVILLE	3	17	8	47	6	3	50	8	5	63	9	11	20		5	3	3	5	24	6.7		8.0
		3	15	5	33	6			7	4	57	2	11	13	1	1	2	4	8	14	4.3	.3	4.7
		<b>33</b>	<b>235</b>	<b>104</b>	<b>44</b>	<b>68</b>	<b>22</b>	<b>32</b>	<b>90</b>	<b>56</b>	<b>62</b>	<b>71</b>	<b>125</b>	<b>196</b>	<b>54</b>	<b>20</b>	<b>32</b>	<b>45</b>	<b>89</b>	<b>286</b>	<b>5.9</b>	<b>1.6</b>	<b>8.7</b>
CAREER STATS																							
		<b>295</b>	<b>2139</b>	<b>980</b>	<b>46</b>	<b>586</b>	<b>222</b>	<b>38</b>	<b>722</b>	<b>529</b>	<b>73</b>	<b>620</b>	<b>1237</b>	<b>1857</b>	<b>576</b>	<b>202</b>	<b>247</b>	<b>490</b>	<b>789</b>	<b>2711</b>	<b>6.3</b>	<b>2.0</b>	<b>9.2</b>



## #12 Todd Blanchfield | GUARD/FORWARD

**NBL Clubs:** Townsville Crocodiles 2009 – Current.

**Career Highlights:** All ten of his top individual game scores were registered during the 2011/12 NBL season, including his career high of 18 points (versus Perth on 16 March 2012) ... Averaged a career best 7.2 points and 3.3 rebounds for the Crocs in 2011/12 ... Had a career high 8 rebounds against Wollongong on 21 January 2012 ... Made his NBL debut for Townsville on 10 October 2009 versus Melbourne, scoring one point ... In 2009 enjoyed a solid season with the Mackay Meteors (QBL) playing 16 games with an average of 20.6 points, 7.7 rebounds and 2.1 assists ... In a game against Bundaberg he contributed a season-high 48 points after playing for 36 minutes ... 2008 Bronze Medal Albert Schweitzer Tournament (Germany), Bronze Medal William Jones Cup (Taiwan) with Australian U19 Squad ... 2007 Australian Schoolboys team; U18 QLD North Team ... 2006 U16 QLD North Team; All Australian Squad ... Former AIS Scholarship holder.

**DOB:** 11.07.91

**Birth Place:** Mackay, QLD

**Height:** 200 cm

**Weight:** 94 kg

REGULAR SEASON STATS		FIELD GOALS				3 PTS			FREE THROWS			REBOUNDS						AVERAGES					
YEAR	TEAM	G	ATT	MD	%	ATT	MD	%	ATT	MD	%	OFF	DEF	TOTAL	ASS	STLS	BLKS	TOV	FLS	POINTS	RBD	ASS	PPG
2010	TOWNSVILLE	7	11	4	36	7	1	14	3	2	67	2	4	6		1	1	3	1	11	.9		1.6
2011	TOWNSVILLE	24	68	23	34	34	8	24	17	14	82	7	30	37	6	8	3	11	20	68	1.5	.3	2.8
2012	TOWNSVILLE	28	165	71	43	81	27	33	31	25	81	40	55	95	13	13	4	28	36	194	3.4	.5	6.9
		<b>59</b>	<b>244</b>	<b>98</b>	<b>40</b>	<b>122</b>	<b>36</b>	<b>30</b>	<b>51</b>	<b>41</b>	<b>80</b>	<b>49</b>	<b>89</b>	<b>138</b>	<b>19</b>	<b>22</b>	<b>8</b>	<b>42</b>	<b>57</b>	<b>273</b>	<b>2.3</b>	<b>.3</b>	<b>4.6</b>
CAREER PLAYOFF STATS																							
2010	TOWNSVILLE	1	1									1		1									1.0
2011	TOWNSVILLE	3	2	1	50	1			2	1	50		3	3				2	1	3	1.0		1.0
2012	TOWNSVILLE	3	25	11	44	10	4	40	3	3	100	4	4	8		3	1	6	6	29	2.7		9.7
		<b>7</b>	<b>28</b>	<b>12</b>	<b>43</b>	<b>11</b>	<b>4</b>	<b>36</b>	<b>5</b>	<b>4</b>	<b>80</b>	<b>5</b>	<b>7</b>	<b>12</b>		<b>3</b>	<b>1</b>	<b>8</b>	<b>7</b>	<b>32</b>	<b>1.7</b>		<b>4.6</b>
CAREER STATS																							
		<b>66</b>	<b>272</b>	<b>110</b>	<b>40</b>	<b>133</b>	<b>40</b>	<b>30</b>	<b>56</b>	<b>45</b>	<b>80</b>	<b>54</b>	<b>96</b>	<b>150</b>	<b>19</b>	<b>25</b>	<b>9</b>	<b>50</b>	<b>64</b>	<b>305</b>	<b>2.3</b>	<b>.3</b>	<b>4.6</b>





## #17 Peter Crawford | GUARD/FORWARD

**NBL Clubs:** Townsville Crocodiles 2000 – 2004, Perth Wildcats 2005 – 2009, Townsville Crocodiles 2009 – Current.

**Career Highlights:** Played for the Australian Boomers at the 2012 London Olympic Games ... Has scored in double-figures for the past ten straight seasons, averaging 14.8 points during the 2011/12 season ... Had the third 30-point game of his career in 2011/12, when he had 30 points against Melbourne on 18 December 2011 ... This will be his ninth season in Townsville ... Named to the All-NBL Second Team in 2012 ... Was NBL Player of the Week in Round 20 in 2011/12 ... Started all 34 Wildcat games in 2008...His 89 three pointers was a club high and no Perth player has hit more in a season since Ricky Grace in 1998 ... led the league in steals in 2005 ... averaged 13.7 points in the regular season in 2007/08 but bumped that up to 16.5 ppg in the playoffs... scored a career best 32 points against the Tigers in Jan 2005 ... Hit a career best 7 triples against Adelaide in Jan 2008 ... Won the 2005 NBL Most Improved Player award and was selected for the 2005 NBL All-Star team ... averaged 2.2 steals, ranking first in the NBL in 2005 ... also shot 49% from the field and averaged 16.1 points and 6.4 rebounds ... finished third in the 2002 NBL Most Improved Player award ... finished fourth overall in NBL three-point shooting in 2002 ... competed in the NBL Grand Final in 2001 for Townsville.

**DOB:** 06.11.79

**Birth Place:** Mt. Isa, QLD

**Height:** 193 cm

**Weight:** 88 kg

REGULAR SEASON STATS			FIELD GOALS			3 PTS			FREE THROWS			REBOUNDS									AVERAGES		
YEAR	TEAM	G	ATT	MD	%	ATT	MD	%	ATT	MD	%	OFF	DEF	TOTAL	ASS	STLS	BLKS	TOV	FLS	POINTS	RBD	ASS	PPG
2000	TOWNSVILLE	19	41	17	41	11	3	27	18	12	67	13	10	23	19	10	8	11	22	49	1.2	1.0	2.6
2001	TOWNSVILLE	28	128	47	37	43	15	35	45	34	76	28	30	58	35	32	7	46	51	143	2.1	1.3	5.1
2002	TOWNSVILLE	30	199	107	54	65	28	43	64	50	78	47	57	104	66	35	6	72	88	292	3.5	2.2	9.7
2003	TOWNSVILLE	29	205	97	47	64	19	30	107	80	75	42	64	106	74	38	16	82	98	293	3.7	2.6	10.1
2004	TOWNSVILLE	27	246	103	42	122	45	37	87	72	83	46	76	122	70	37	22	69	73	323	4.5	2.6	12.0
2005	PERTH	32	370	182	49	185	73	39	110	78	71	39	166	205	124	71	25	128	108	515	6.4	3.9	16.1
2006	PERTH	32	369	160	43	212	77	36	110	74	67	37	125	162	103	67	29	114	98	471	5.1	3.2	14.7
2007	PERTH	33	311	131	42	178	68	38	91	65	71	34	112	146	111	54	23	90	103	395	4.4	3.4	12.0
2008	PERTH	30	335	138	41	198	78	39	73	58	79	34	95	129	79	52	20	72	91	412	4.3	2.6	13.7
2009	PERTH	28	287	122	43	189	73	39	50	38	46	18	70	88	95	39	12	73	83	355	3.1	3.4	12.7
2010	TOWNSVILLE	28	217	92	42	154	62	40	62	44	71	14	51	65	47	21	5	55	68	290	2.3	1.7	10.4
2011	TOWNSVILLE	28	261	121	46	150	60	40	64	46	72	24	73	97	42	41	5	66	72	348	3.5	1.5	12.4
2012	TOWNSVILLE	28	291	126	43	184	74	40	88	73	83	15	80	95	45	32	11	78	76	399	3.4	1.6	14.3
		<b>372</b>	<b>3260</b>	<b>1443</b>	<b>44</b>	<b>1755</b>	<b>675</b>	<b>38</b>	<b>969</b>	<b>724</b>	<b>75</b>	<b>391</b>	<b>1009</b>	<b>1400</b>	<b>910</b>	<b>529</b>	<b>189</b>	<b>956</b>	<b>1031</b>	<b>4285</b>	<b>3.8</b>	<b>2.4</b>	<b>11.5</b>
CAREER PLAYOFF STATS																							
2001	TOWNSVILLE	9	34	12	35	9	1	11	10	7	70	5	13	18	12	6	4	14	18	32	2.0	1.3	3.6
2003	TOWNSVILLE	5	36	19	53	18	9	50	17	15	88	8	9	17	12	5		16	17	62	3.4	2.4	12.4
2005	PERTH	1	15	4	27	5	1	20				5	5	3	1	1		8	3	9	5.0	3.0	9.0
2006	PERTH	4	32	15	47	18	7	39	10	6	60	1	18	19	6	4	3	11	15	43	4.8	1.5	10.8
2007	PERTH	1	14	4	29	8	2	25	2	1	50	4	3	7	6		1	6	5	11	7.0	6.0	11.0
2008	PERTH	4	47	21	45	30	11	37	13	13	100	1	16	17	10	5	3	13	6	66	4.3	2.5	16.5
2009	PERTH	1	14	4	29	8	1	13	3	2	67	1	1	2	5	3		4	3	11	2.0	5.0	11.0
2010	TOWNSVILLE	3	24	7	29	17	5	29				6	9	15	4	6		11	6	19	5.0	1.3	6.3
2011	TOWNSVILLE	3	32	17	53	23	9	39	12	12	100	3	10	13	3	4	1	7	6	55	4.3	1.0	18.3
2012	TOWNSVILLE	3	40	18	45	21	8	38	18	15	83	1	4	5	5	2	1	7	7	59	1.7	1.7	19.7
		<b>34</b>	<b>288</b>	<b>121</b>	<b>42</b>	<b>157</b>	<b>54</b>	<b>34</b>	<b>85</b>	<b>71</b>	<b>84</b>	<b>30</b>	<b>88</b>	<b>118</b>	<b>66</b>	<b>36</b>	<b>14</b>	<b>97</b>	<b>86</b>	<b>367</b>	<b>3.5</b>	<b>1.9</b>	<b>10.8</b>
CAREER STATS																							
		<b>406</b>	<b>3548</b>	<b>1564</b>	<b>44</b>	<b>1912</b>	<b>729</b>	<b>38</b>	<b>1054</b>	<b>795</b>	<b>75</b>	<b>421</b>	<b>1097</b>	<b>1518</b>	<b>976</b>	<b>565</b>	<b>203</b>	<b>1053</b>	<b>1117</b>	<b>4652</b>	<b>3.7</b>	<b>2.4</b>	<b>11.5</b>



## #24 Michael Cedar | GUARD

**NBL Clubs:** Townsville Crocodiles 2006 – Current.

**Career Highlights:** Is entering his eighth season with the Crocs ... Has only ever played for Townsville ... Needs to play just nine games as at the start of the 2012/13 season to reach 200 career NBL matches ... In 2011/12 had a season-high score of 22 points on 14 January 2012 ... Appointed Crocs vice captain for the 2011/12 season ... Recorded his career-high of 31 points against Melbourne on 26 November 2010 ... Joined the Crocs roster after progressing through the McDonald's Sharp Start Program ... Member of the School Sport Australia team that toured New Zealand in 2004 ... Plays with the Townsville Heat in the QABL (ABA) ... Graduate of the Town High Tropics program ... Former Queensland junior representative ... 61% of his made field baskets over his first 3 seasons were from 3-point range ... His brother Chris Cedar also plays for the Crocs.

**DOB:** 11.05.86

**Birth Place:** Townsville, QLD

**Height:** 190 cm

**Weight:** 82 kg

REGULAR SEASON STATS			FIELD GOALS			3 PTS			FREE THROWS			REBOUNDS						AVERAGES					
YEAR	TEAM	G	ATT	MD	%	ATT	MD	%	ATT	MD	%	OFF	DEF	TOTAL	ASS	STLS	BLKS	TOV	FLS	POINTS	RBD	ASS	PPG
2006	TOWNSVILLE	23	63	22	35	43	15	35	2	1	50	4	20	24	15	6	1	23	19	60	1.0	.7	2.6
2007	TOWNSVILLE	21	74	31	42	42	19	45	18	13	72	4	18	22	11	3	2	8	8	94	1.0	.5	4.5
2008	TOWNSVILLE	28	173	63	36	109	36	33	21	19	90	8	53	61	23	17	6	24	22	181	2.2	.8	6.5
2009	TOWNSVILLE	25	219	82	37	151	53	35	30	21	70	14	43	57	39	21	5	24	42	238	2.3	1.6	9.5
2010	TOWNSVILLE	22	185	68	37	113	34	30	32	24	75	12	33	45	27	6	3	13	39	194	2.0	1.2	8.8
2011	TOWNSVILLE	28	290	107	37	166	57	34	40	32	80	14	76	90	59	11	4	45	52	303	3.2	2.1	10.8
2012	TOWNSVILLE	28	207	73	35	116	37	32	33	21	64	15	55	70	48	13	4	43	41	204	2.5	1.7	7.3
		<b>175</b>	<b>1211</b>	<b>446</b>	<b>37</b>	<b>740</b>	<b>251</b>	<b>34</b>	<b>176</b>	<b>131</b>	<b>74</b>	<b>71</b>	<b>298</b>	<b>369</b>	<b>222</b>	<b>77</b>	<b>25</b>	<b>180</b>	<b>224</b>	<b>1274</b>	<b>2.1</b>	<b>1.3</b>	<b>7.3</b>
CAREER PLAYOFF STATS																							
2007	TOWNSVILLE	1	2			1						1		1							1.0	.0	.0
2008	TOWNSVILLE	2	11	6	55	7	4	57	2	2	100	1	3	4		1		2		18	2.0	.0	9.0
2009	TOWNSVILLE	4	19	8	42	14	3	21	2	1	50	3	7	10	2	2	1	3	7	20	2.5	.5	5.0
2010	TOWNSVILLE	3	20	5	25	14	5	36	4	4	100	1	6	7	3	2		2	4	19	2.3	1.0	6.3
2011	TOWNSVILLE	3	31	12	39	19	8	42					7	7	4	3		8	6	32	2.3	1.3	10.7
2012	TOWNSVILLE	3	17	9	53	7	4	57	5	3	60	1	3	4	4		1	5	4	25	1.3	1.3	8.3
		<b>16</b>	<b>100</b>	<b>40</b>	<b>40</b>	<b>62</b>	<b>24</b>	<b>39</b>	<b>13</b>	<b>10</b>	<b>77</b>	<b>7</b>	<b>26</b>	<b>33</b>	<b>13</b>	<b>8</b>	<b>2</b>	<b>20</b>	<b>21</b>	<b>114</b>	<b>2.1</b>	<b>.8</b>	<b>7.1</b>
CAREER STATS																							
		<b>191</b>	<b>1311</b>	<b>486</b>	<b>37</b>	<b>802</b>	<b>275</b>	<b>34</b>	<b>189</b>	<b>141</b>	<b>75</b>	<b>78</b>	<b>324</b>	<b>402</b>	<b>235</b>	<b>85</b>	<b>27</b>	<b>200</b>	<b>245</b>	<b>1388</b>	<b>2.1</b>	<b>1.2</b>	<b>7.3</b>



## #31 Jacob Holmes | FORWARD

**NBL Clubs:** Adelaide 36ers 2002 – 2006, South Dragons 2007 – 2008, Adelaide 36ers 2009 – 2011, Townsville Crocodiles 2011 – Current.

**Career Highlights:** Signed with the Crocodiles prior to the 2011/12 season as a replacement for injured captain Russell Hinder ... Averaged 10.4 points and 9.0 rebounds in 2011/13 for Townsville ... Was second in the NBL in rebounding in 2011/12 ... Had 10 or more rebounds in 13 games in 2011/12 ... Commonwealth Games Gold Medalist in 2006 ... Rejoined Adelaide after two seasons with the South Dragons ... Played every game for South in those two seasons and was the Dragons leading rebounder ... Was a member of the Championship Sixers team in debut season of 2002 ... Played for the Nelson Giants in the NZNBL in the 2005 off-season ... Member of the Australian Boomers squad in 2003 ... Male Player of the Year at Basketball Australia's 2002 Junior Basketball Awards ... Won the Central ABL's Woollacott Medal for Best & Fairest MVP in 2003 while playing for the Eastern Mavericks ... Also named to the 2003 Central ABL All-Star Five after averaging 28.9 ppg ... Played with the Australian Junior Team at the Albert Schweitzer tournament in 2000 ... Holmes came in 2nd in the 2008 NBL rankings for defensive rebounds averaging 7 per game ... Scored a career high 28 points vs. Adelaide in overtime win at Geelong in February 2007 ... Grabbed a career best 20 rebounds vs. Adelaide in November 2007 ... Won ABL Championships in 2004 and 2010.


**DOB:** 14.08.83

**Birth Place:** Adelaide, SA

**Height:** 201 cm

**Weight:** 100 kg

REGULAR SEASON STATS			FIELD GOALS				3 PTS			FREE THROWS			REBOUNDS					AVERAGES					
YEAR	TEAM	G	ATT	MD	%	ATT	MD	%	ATT	MD	%	OFF	DEF	TOTAL	ASS	STLS	BLKS	TOV	FLS	POINTS	RBD	ASS	PPG
2002	ADELAIDE	18	52	18	35	6	1	17	15	8	53	15	19	34	13	2		13	6	45	1.9	.7	2.5
2003	ADELAIDE	30	245	101	41	27	6	22	66	48	73	61	66	127	47	17	10	40	43	256	4.2	1.6	8.5
2004	ADELAIDE	32	380	143	38	68	25	37	125	95	76	114	147	261	80	36	10	49	58	406	8.2	2.5	12.7
2005	ADELAIDE	32	400	142	36	47	12	26	132	93	70	97	153	250	88	25	15	65	61	389	7.8	2.8	12.2
2006	ADELAIDE	32	388	149	38	59	19	32	143	118	83	107	154	261	113	27	15	88	71	435	8.2	3.5	13.6
2007	SOUTH	33	290	115	40	128	52	41	32	28	88	98	189	287	59	19	16	45	86	310	8.7	1.8	9.4
2008	SOUTH	30	322	130	40	136	46	34	60	46	77	75	210	285	59	13	4	31	53	352	9.5	2.0	11.7
2009	ADELAIDE	30	274	103	38	72	30	42	68	54	79	68	136	204	57	18	6	36	55	290	6.8	1.9	9.7
2010	ADELAIDE	26	154	65	42	31	13	42	38	33	87	53	114	167	31	2	4	23	42	176	6.4	1.2	6.8
2011	ADELAIDE	28	149	57	38	28	8	29	28	24	86	66	124	190	80	7	2	41	47	146	6.8	2.9	5.2
2012	TOWNSVILLE	28	285	113	40	62	23	37	57	50	88	67	184	251	61	8	2	40	53	299	9.0	2.2	10.7
		<b>319</b>	<b>2939</b>	<b>1136</b>	<b>39</b>	<b>664</b>	<b>235</b>	<b>35</b>	<b>764</b>	<b>597</b>	<b>78</b>	<b>821</b>	<b>1496</b>	<b>2317</b>	<b>688</b>	<b>174</b>	<b>84</b>	<b>471</b>	<b>575</b>	<b>3104</b>	<b>7.3</b>	<b>2.2</b>	<b>9.7</b>
CAREER PLAYOFF STATS																							
2003	ADELAIDE	3	10	4	40	2	2	100	6	4	67	1	2	3	2			3	7	14	1.0	.7	4.7
2004	ADELAIDE	1	10	3	30	5	2	40	2			6	1	7	6	2			1	8	7.0	6.0	8.0
2005	ADELAIDE	1	6	2	33	1			2	1	50	2	2	4	2			2	2	5	4.0	2.0	5.0
2006	ADELAIDE	1	9	3	33	2			4	4	100	2	8	10	3			3	3	10	10.0	3.0	10.0
2007	SOUTH	1	7	2	29	4						1	6	7				1	3	4	7.0	.0	4.0
2009	ADELAIDE	1	4	1	25	4	1	25				2	3	5	2		1	3	3	3	5.0	2.0	3.0
2012	TOWNSVILLE	3	19	8	42	5	4	80	4	4	100	10	18	28	5	2	1	1	10	24	9.3	1.7	8.0
		<b>11</b>	<b>65</b>	<b>23</b>	<b>35</b>	<b>23</b>	<b>9</b>	<b>39</b>	<b>18</b>	<b>13</b>	<b>72</b>	<b>24</b>	<b>40</b>	<b>64</b>	<b>20</b>	<b>4</b>	<b>2</b>	<b>13</b>	<b>29</b>	<b>68</b>	<b>5.8</b>	<b>1.8</b>	<b>6.2</b>
CAREER STATS																							
		<b>330</b>	<b>3004</b>	<b>1159</b>	<b>39</b>	<b>687</b>	<b>244</b>	<b>36</b>	<b>782</b>	<b>610</b>	<b>78</b>	<b>845</b>	<b>1536</b>	<b>2381</b>	<b>708</b>	<b>178</b>	<b>86</b>	<b>484</b>	<b>604</b>	<b>3172</b>	<b>7.2</b>	<b>2.1</b>	<b>9.6</b>



## #33 Larry Abney | FORWARD

**NBL Clubs:** Townsville Crocodiles 2005 – 2007; Cairns Taipans 2007 – 2009; Townsville Crocodiles 2012 – Current.

**Career Highlights:** Returns to his original NBL team Townsville ... Has played 113 NBL games prior to the 2012/13 season, with career averages of 18.6 points and 9.6 rebounds ... Scored a career high 36 points on 20/11/2005 for Townsville against Wollongong ... Played in the 2006 NBL All-Star Game, scoring 12 points ... Also played in the 2008 NBL All-Star Game ... Selected to the All-NBL First team in 2006 and the All-NBL Second Team in 2007 ... Played three US college seasons at Fresno State ... As a senior, averaged 10.3 points and 11.8 rebounds, ranking third nationally in rebounding ... Played in the US in the USBL and NBDL ... Has played professionally in France, Cyprus, South Korea, Holland, Ukraine, Syria, Argentina and Mexico ... Most recently played with the Southland Sharks in the NZ NBL, averaging 19.6 points and 10.3 rebounds in 16 games.

**DOB:** 19.05.77

**Birth Place:** Nyack, New York, USA

**Height:** 203 cm

**Weight:** 107 kg

REGULAR SEASON STATS			FIELD GOALS				3 PTS			FREE THROWS			REBOUNDS						AVERAGES				
YEAR	TEAM	G	ATT	MD	%	ATT	MD	%	ATT	MD	%	OFF	DEF	TOTAL	ASS	STLS	BLKS	TOV	FLS	POINTS	RBD	ASS	PPG
2006	TOWNSVILLE	32	528	251	48	7	3	43	219	137	63	132	229	361	49	31	31	89	114	642	11.3	1.5	20.1
2007	TOWNSVILLE	30	510	253	50	7	4	57	204	127	62	94	180	274	53	34	19	80	90	637	9.1	1.8	21.2
2008	CAIRNS	30	404	200	50	6			156	94	60	97	171	268	38	30	24	67	92	494	8.9	1.3	16.5
2009	CAIRNS	18	216	110	51	1			86	51	59	52	100	152	7	15	20	36	36	271	8.4	.4	15.1
		<b>110</b>	<b>1658</b>	<b>814</b>	<b>49</b>	<b>21</b>	<b>7</b>	<b>33</b>	<b>665</b>	<b>409</b>	<b>62</b>	<b>375</b>	<b>680</b>	<b>1055</b>	<b>147</b>	<b>110</b>	<b>94</b>	<b>272</b>	<b>332</b>	<b>2044</b>	<b>9.6</b>	<b>1.3</b>	<b>18.6</b>
CAREER PLAYOFF STATS																							
2007	TOWNSVILLE	2	37	19	51	1			9	6	67	4	15	19	2	3	3	7	5	44	9.5	1.0	22.0
2008	CAIRNS	1	10	4	40				4	3	75	1	5	6	1	2	1	1	3	11	6.0	1.0	11.0
		<b>3</b>	<b>47</b>	<b>23</b>	<b>49</b>	<b>1</b>			<b>13</b>	<b>9</b>	<b>69</b>	<b>5</b>	<b>20</b>	<b>25</b>	<b>3</b>	<b>5</b>	<b>4</b>	<b>8</b>	<b>8</b>	<b>55</b>	<b>8.3</b>	<b>1.0</b>	<b>18.3</b>
CAREER STATS																							
		<b>113</b>	<b>1705</b>	<b>837</b>	<b>49</b>	<b>22</b>	<b>7</b>	<b>32</b>	<b>678</b>	<b>418</b>	<b>62</b>	<b>380</b>	<b>700</b>	<b>1080</b>	<b>150</b>	<b>115</b>	<b>98</b>	<b>280</b>	<b>340</b>	<b>2099</b>	<b>9.6</b>	<b>1.3</b>	<b>18.6</b>





# Wollongong Hawks





## Player Roster

NO.	PLAYER	POSITION	HEIGHT	DOB	BIRTHPLACE
1	Lance Hurdle #	Guard	188 cm	15.04.87	USA
2	Tyson Demos	Guard	191 cm	03.07.88	Wollongong, NSW
3	Adris Deleon #	Guard	180 cm	10.04.84	Dominican Republic
7	Oscar Forman	Forward	205 cm	16.01.82	Adelaide, SA
9	Daniel Jackson	Forward	200 cm	26.04.88	Wollongong, NSW
10	Larry Davidson	Forward	200 cm	19.01.83	Gosford, NSW
12	Glen Saville	Guard/Forward	197 cm	17.01.76	Bendigo, VIC
13	Rhys Martin	Guard	193 cm	13.02.86	Brisbane, QLD
22	Tim Coenraad	Guard/Forward	201 cm	05.06.85	Brisbane, QLD
42	Dave Gruber	Forward	198 cm	23.09.85	Iowa, USA
79	Auryn MacMillan	Forward/Centre	203 cm	08.02.87	Australia

# Import

**Development Player:** Zac Delaney, Alex Beagley

### COACHING STAFF

**Head Coach:** Gordie McLeod

**Assistant Coaches:** Eric Cooks, Matt Flinn

### Venue Info

**Venue:** WIN Entertainment Centre  
Corner of Crown & Harbour Streets, Wollongong NSW



### Media Contact

**Contact Name:** Vera Cvetkoski  
Marketing & Communications Manager

**Postal Address:** PO Box 7083 Gwynneville NSW 2500

**Phone Number:** 02 4229 7722

**Mobile:** 0411 170 838

**Email Address:** vera.cvetkoski@hawks.com.au





## Schedule 2012/13

ROUND	GAME	DATE	HOME	AWAY	VENUE	TIP OFF
1	Fri	5/10/12	Wollongong	Sydney	WIN Entertainment Centre	7:30 PM
2	Fri	12/10/12	Cairns	Wollongong	Cairns Convention Centre	7:30 PM
3	Sun	21/10/12	Wollongong	Townsville	WIN Entertainment Centre	4:00 PM
4	Sun	28/10/12	Adelaide	Wollongong	Adelaide Arena	1:30 PM
5	Sun	4/11/12	Wollongong	Perth	WIN Entertainment Centre	4:00 PM
6	Fri	9/11/12	Sydney	Wollongong	Sydney Entertainment Centre	7:30 PM
7	Sat	17/11/12	Wollongong	Cairns	WIN Entertainment Centre	7:30 PM
8	Sun	25/11/12	Melbourne	Wollongong	State Netball & Hockey Centre	2:00 PM
9	Sun	2/12/12	Cairns	Wollongong	Cairns Convention Centre	4:00 PM
10	Fri	7/12/12	Perth	Wollongong	Perth Arena	6:30 PM
11	Fri	14/12/12	Wollongong	Perth	WIN Entertainment Centre	7:30 PM
11	Sat	15/12/12	Sydney	Wollongong	Sydney Entertainment Centre	7:30 PM
12	Mon	31/12/12	Wollongong	Melbourne	WIN Entertainment Centre	6:30 PM
13	Sat	5/01/13	Wollongong	New Zealand	WIN Entertainment Centre	7:30 PM
14	Fri	11/01/13	Wollongong	Cairns	WIN Entertainment Centre	7:30 PM
15	Thu	17/01/13	New Zealand	Wollongong	North Shore Events Centre	7:30 PM
15	Sat	19/01/13	Townsville	Wollongong	Townsville Entertainment Centre	7:30 PM
16	Sat	26/01/13	Wollongong	New Zealand	WIN Entertainment Centre	5:00 PM
17	Fri	1/02/13	Adelaide	Wollongong	Adelaide Arena	7:30 PM
17	Sun	3/02/13	Perth	Wollongong	Perth Arena	4:00 PM
18	Fri	8/02/13	Wollongong	Melbourne	WIN Entertainment Centre	7:30 PM
19	Fri	15/02/13	New Zealand	Wollongong	North Shore Events Centre	7:30 PM
19	Sun	17/02/13	Wollongong	Townsville	WIN Entertainment Centre	4:00 PM
20	Fri	22/02/13	Wollongong	Adelaide	WIN Entertainment Centre	7:30 PM
21	Sat	2/03/13	Melbourne	Wollongong	State Netball & Hockey Centre	7:30 PM
22	Sat	9/03/13	Townsville	Wollongong	Townsville Entertainment Centre	7:30 PM
23	Fri	15/03/13	Wollongong	Sydney	WIN Entertainment Centre	7:30 PM
24	Sat	23/03/13	Wollongong	Adelaide	WIN Entertainment Centre	7:30 PM



# Results 2011/12

ROUND	DATE	HOME	RESULT	AWAY	VENUE	WIN/LOSS
1	9/10/11	Wollongong Hawks	82-98	New Zealand Breakers	WIN Entertainment Centre	L
2	16/10/11	Wollongong Hawks	97-89	Adelaide 36ers	WIN Entertainment Centre	W
3	21/10/11	Wollongong Hawks	58-83	Gold Coast Blaze	WIN Entertainment Centre	L
3	23/10/11	Sydney Kings	95-89	Wollongong Hawks	Sydney Entertainment Centre	L
4	28/10/11	Cairns Taipans	64-69	Wollongong Hawks	Cairns Convention Centre	W
4	30/10/11	Wollongong Hawks	74-82	Melbourne Tigers	WIN Entertainment Centre	L
5	5/11/11	Perth Wildcats	87-71	Wollongong Hawks	Challenge Stadium	L
6	11/11/11	New Zealand Breakers	63-81	Wollongong Hawks	North Shore Events Centre	W
7	20/11/11	Wollongong Hawks	70-86	Perth Wildcats	WIN Entertainment Centre	L
9	3/12/11	Townsville Crocodiles	82-81	Wollongong Hawks	Townsville Entertainment Centre	L
10	11/12/11	Wollongong Hawks	70-98	Perth Wildcats	WIN Entertainment Centre	L
11	16/12/11	Adelaide 36ers	87-63	Wollongong Hawks	Adelaide Arena	L
13	31/12/11	Wollongong Hawks	83-86	Sydney Kings	WIN Entertainment Centre	L
14	7/01/12	Wollongong Hawks	57-72	Townsville Crocodiles	WIN Entertainment Centre	L
15	13/01/12	Wollongong Hawks	59-61	Cairns Taipans	WIN Entertainment Centre	L
16	20/01/12	Cairns Taipans	74-80	Wollongong Hawks	Cairns Convention Centre	W
16	21/01/12	Townsville Crocodiles	65-63	Wollongong Hawks	Townsville Entertainment Centre	L
17	27/01/12	Wollongong Hawks	90-68	Melbourne Tigers	WIN Entertainment Centre	W
18	4/02/12	Gold Coast Blaze	91-50	Wollongong Hawks	Gold Coast Convention Centre	L
19	11/02/12	Wollongong Hawks	80-64	New Zealand Breakers	WIN Entertainment Centre	W
20	16/02/12	New Zealand Breakers	82-74	Wollongong Hawks	North Shore Events Centre	L
21	24/02/12	Wollongong Hawks	86-94	Gold Coast Blaze	WIN Entertainment Centre	L
21	26/02/12	Gold Coast Blaze	85-72	Wollongong Hawks	Gold Coast Convention Centre	L
22	3/03/12	Adelaide 36ers	77-73	Wollongong Hawks	Adelaide Arena	L
23	9/03/12	Wollongong Hawks	81-92	Sydney Kings	WIN Entertainment Centre	L
24	18/03/12	Melbourne Tigers	61-71	Wollongong Hawks	State Netball Hockey Centre	W
25	24/03/12	Sydney Kings	68-77	Wollongong Hawks	Sydney Entertainment Centre	W
25	25/03/12	Wollongong Hawks	92-78	Adelaide 36ers	WIN Entertainment Centre	W
Semis	30/03/12	New Zealand Breakers	82-99	Townsville Crocodiles	Vector Arena	W
Semis	5/04/12	Townsville Crocodiles	83-94	New Zealand Breakers	Townsville Entertainment Centre	L
Semis	7/04/12	New Zealand Breakers	97-80	Townsville Crocodiles	Vector Arena	L

## Career Single Game Highs For Selected Players (Player, All Time)

	PL	Field			3 point		Rebounds					F/Throws		Points			
		A	M	%	A	M	FL	AS	BL	ST	TO	OF	DE	TOT	A	M	TOT
Tim Coenraad	90	17	8	100	9	4	5	4	2	3	5	4	7	9	8	7	24
Larry Davidson	211	16	10	100	7	4	6	6	7	3	6	9	16	17	10	8	25
Adris Deleon	28	22	10	75	13	5	5	8	1	5	6	5	6	11	15	13	33
Tyson Demos	143	12	5	100	9	4	5	4	1	4	6	3	5	7	9	8	20
Oscar Forman	332	22	11	100	12	7	6	4	4	4	5	6	13	13	7	6	29
David Gruber	102	15	13	100	1	0	6	3	4	3	4	7	8	13	8	6	26
Daniel Jackson	92	9	4	100	5	3	4	5	1	2	3	4	4	5	6	4	12
Rhys Martin	123	12	7	100	7	4	5	9	2	4	7	3	6	9	12	9	20
Glen Saville	545	26	13	100	17	6	6	11	5	6	9	10	15	20	14	11	35



## Year by Year

YEAR	WINS	LOSSES	POS	PLAYOFFS	COACH	CAPTAIN	MVP
1979	5	13	8th	did not qualify	Joe Farrugia	Bob Kubinga	
1980	13	9	6th	did not qualify	Adrian Hurley	Gordie McLeod	
1981	9	13	8th	did not qualify	Joe Farrugia	Gordie McLeod	
1982	11	15	9th	did not qualify	Tom Pottenger	Gordie McLeod	
1983	4	18	7th	did not qualify	Charlie Ammit	Mike Jones	
1984	13	11	4th	lost Elim. Finals	Charlie Ammit	Gordie McLeod	
1985	10	16	9th	did not qualify	Ted Watson	Gordie McLeod	
1986	15	11	5th	lost Semi Finals	Dave Lindstrom	Gordie McLeod	
1987	20	6	3rd	lost Semi Finals	Dave Lindstrom	Gordie McLeod	
1988	11	13	7th	did not qualify	Dave Lindstrom	Gordie McLeod	
1989	7	17	11th	did not qualify	Dave Lindstrom	Chuck Harmison	Norman Taylor
1990	13	13	8th	did not qualify	Dave Lindstrom	Chuck Harmison	Norman Taylor
1991	6	20	13th	did not qualify	Dave Lindstrom	Chuck Harmison	Norman Taylor
1992	13	11	5th	lost Quarter Finals	Dave Lindstrom	Chuck Harmison	Doug Overton
1993	15	11	6th	lost Quarter Finals	Alan Black	Chuck Harmison	Melvin Thomas
1994	13	13	8th	lost Quarter Finals	Alan Black	Chuck Harmison	Melvin Thomas
1995	14	12	7th	lost Quarter Finals	Alan Black	Chuck Harmison	Melvin Thomas
1996	9	17	10th	did not qualify	Brendan Joyce	Chuck Harmison	Terry Johnson
1997	7	23	11th	did not qualify	Brendan Joyce	Matt Zauner	Clayton Ritter
1998	14	16	6th	lost Elim. Finals	Brendan Joyce	Clayton Ritter	Clayton Ritter
98/99	16	10	3rd	lost Semi Finals	Brendan Joyce	Clayton Ritter	C.J. Bruton
99/00	11	17	7th	did not qualify	Brendan Joyce	Eric Cooks	Glen Saville & Melvin Thomas
00/01	21	7	4th	Champions	Brendan Joyce	Glen Saville & Mat Campbell	Glen Saville
01/02	16	14	4th	lost First Round	Brendan Joyce	Glen Saville & Mat Campbell	Melvin Thomas
02/03	18	12	4th	lost semi final	Brendan Joyce	Glen Saville & Mat Campbell	Glen Saville
03/04	25	8	2nd	lost Semi Final	Brendan Joyce	Mat Campbell	Glen Saville
04/05	20	12	2nd	lost Grand Final	Brendan Joyce	Mat Campbell	Glen Saville
05/06	19	13	3rd	lost Quarter Final	Brendan Joyce	Mat Campbell	Cortez Groves
06/07	11	22	9th	did not qualify	Eric Cooks	Mat Campbell	Adam Ballinger
07/08	9	21	11th	did not qualify	Eric Cooks	Mat Campbell	Kavossy Franklin
08/09	11	19	7th	did not qualify	Eric Cooks	Mat Campbell	Glen Saville
09/10	16	12	2nd	lost Grand Final	Gordie McLeod	Mat Campbell	Larry Davidson
10/11	13	15	5th	did not qualify	Gordie McLeod	Mat Campbell	Gary Ervin
11/12	9	19	8th	Did not qualify	Gordie McLeod	Mat Campbell	Larry Davidson





## Head Coach Gordie McLeod

Returned to the Hawks prior to the 2009/10 season after previously having had his playing number retired by the club ... Led the Hawks to the 2010 NBL Grand Final, where they were beaten in three games by Perth ... Was named the 2010 NBL Coach of the Year ... Came third in Coach of the Year voting in 2011 ... Appointed inaugural head coach of the Singapore Slingers in 2006 ... Also coached the Wellington Saints in the NZNBL ... worked as Basketball New Zealand's manager of coach and player development ... Led the West Sydney Razorbacks to their first ever Grand Final in 2002 ... The Razorbacks were the first ever Sydney-based team to compete in an NBL Grand Final ... Was the inaugural head coach of the Razorbacks ... Was head coach of the Australian Institute of Sport between 1993 and 1997 ... Was an assistant coach with the Brisbane Bullets in 1991 and 1992 ... Was head coach of the Australian Junior Team that won a silver medal at the 1995 World Championships ... Was head coach of the Australian under 23 team at the 1993 World Championships ... Was an assistant coach of the Australian senior team (Boomers) at the 2001 Goodwill Games ... Played 259 NBL games ... First player to ever average ten assists per game in the NBL ... Led the NBL in assists three times ... Played for Australia at the 1980 Olympic Games ... Played for Australia at the 1978 World Championships.

YEAR	TEAM	REGULAR SEASON			FINALS		NOTES
		WIN	LOSS	POS	WIN	LOSS	
1989	Hobart Devils	0	0				Interim coach
1999	W. Sydney Razorbacks	12	14	8th			Missed finals
2000	W. Sydney Razorbacks	12	16	6th	1	2	Lost Elimination Final
2001	W. Sydney Razorbacks	9	19	8th			Missed Finals
2002	W. Sydney Razorbacks	16	14	6th	5	3	Lost Grand Final
2003	W. Sydney Razorbacks	14	16	7th			Missed Final
2004	W. Sydney Razorbacks	22	11	3rd	5	3	Lost Grand Final
2007	Singapore Slingers	13	20	8th	0	1	Lost Quarter Final
2008	Singapore Slingers	6	24	12th	3	3	Lost Grand Final
2010	Wollongong Hawks	16	12	2nd	0	0	Missed Finals
2011	Wollongong Hawks	15	13	2nd	0	0	Missed Finals
2012	Wollongong Hawks	9	19	5th	0	0	Missed Finals
<b>Total</b>		<b>144</b>	<b>180</b>		<b>14</b>	<b>12</b>	
<b>Overall Record</b>		<b>158</b>	<b>192</b>				



## #1 Lance Hurdle | GUARD

---

**NBL Clubs:** Wollongong Hawks 2012 – Current.

**Career Highlights:** Joins the Hawks as an import for season 2012/13 ... Had a two-year college career at University of Miami ... Played three seasons in the NBA D-League ... Helped the D-League's Springfield Armour to the East Conference championship in 2012 ... Was drafted by the D League's Bakersfield Jam in the Fifth Round of the 2009 Draft with the 68th overall pick.

**DOB:** 15.04.87

**Birth Place:** USA

**Height:** 188 cm



## #2 Tyson Demos | GUARD

**NBL Clubs:** Gold Coast Blaze 2007 – 2010, Wollongong Hawks 2010 – Current.

**Career Highlights:** Scored a career high of 20 points against Sydney on 23 October 2011 ... Joined the Wollongong Hawks prior to the 2010/11 NBL season ... Was a member of the Gold Coast Blaze for three seasons ... Made his NBL debut on 19 October 2007 ... Was an AIS Graduate alongside NBA draft pick and Boomer Patrick Mills ... Top 3 in 3-point shooting at 2006 U/18 National Championships.

**DOB:** 03.07.88

**Birth Place:** Wollongong, NSW

**Height:** 191 cm

**Weight:** 80 kg

REGULAR SEASON STATS		FIELD GOALS				3 PTS			FREE THROWS			REBOUNDS							AVERAGES				
YEAR	TEAM	G	ATT	MD	%	ATT	MD	%	ATT	MD	%	OFF	DEF	TOTAL	ASS	STLS	BLKS	TOV	FLS	POINTS	RBD	ASS	PPG
2008	GOLD COAST	27	51	20	39	32	12	38	12	7	58	8	9	17	3	2		11	21	59	.6	.1	2.2
2009	GOLD COAST	30	83	27	33	55	15	27	19	9	47	7	19	26	21	8	3	19	31	78	.9	.7	2.6
2010	GOLD COAST	28	65	22	34	43	16	37	17	9	53	10	26	36	6	4	1	12	31	69	1.3	.2	2.5
2011	GOLD COAST	27	129	48	37	56	17	30	59	42	71	20	32	52	29	14	2	34	46	155	1.9	1.1	5.7
2012	GOLD COAST	28	134	47	35	72	25	35	39	26	67	8	18	26	30	12	44	64	145	.9	1.1	5.2	2.5
		<b>140</b>	<b>462</b>	<b>164</b>	<b>35</b>	<b>258</b>	<b>85</b>	<b>33</b>	<b>146</b>	<b>93</b>	<b>64</b>	<b>53</b>	<b>104</b>	<b>157</b>	<b>89</b>	<b>40</b>	<b>6</b>	<b>120</b>	<b>193</b>	<b>506</b>	<b>1.1</b>	<b>.6</b>	<b>3.6</b>
CAREER PLAYOFF STATS																							
2008	GOLD COAST	1																					
2010	GOLD COAST	2	4	1	25	3						2		2	4	1		2	4	2	1.0	2.0	1.0
		<b>3</b>	<b>4</b>	<b>1</b>	<b>25</b>	<b>3</b>						<b>2</b>		<b>2</b>	<b>4</b>	<b>1</b>		<b>2</b>	<b>4</b>	<b>2</b>	<b>1.0</b>	<b>2.0</b>	<b>1.0</b>
CAREER STATS																							
		<b>143</b>	<b>466</b>	<b>165</b>	<b>35</b>	<b>261</b>	<b>85</b>	<b>33</b>	<b>146</b>	<b>93</b>	<b>64</b>	<b>55</b>	<b>104</b>	<b>159</b>	<b>93</b>	<b>41</b>	<b>6</b>	<b>122</b>	<b>197</b>	<b>508</b>	<b>1.1</b>	<b>.7</b>	<b>3.6</b>





## #3 Adris Deleon | GUARD

---

**NBL Clubs:** Gold Coast Blaze 2011 – 2012, Wollongong Hawks 2012 – Current.

**Career Highlights:** Played the 2011/12 season as an import with the Gold Coast Blaze, averaging 16.6 points, 4.3 rebounds and 3.2 assists ... Had 33 points against the Sydney Kings on 4 March 2012 ... Spent two college seasons with East Washington ... Named to the All-NBL Third Team in 2012 ... Named NBL Player of the Week in Rounds 8 and 22 in 2011/12 ... Has played professionally in Canada and the Dominican Republic ... In 2009 was named as MVP of the prestigious Rucker Park Summer League in New York ... Has also played with Palencia in Spain.

**DOB:** 10.04.84

**Birth Place:** Dominican Republic

**Height:** 180 cm



## #7 Oscar Forman | FORWARD

**NBL Clubs:** Adelaide 36ers 2002 – 2006, NZ Breakers 2007 – 2010, Wollongong Hawks 2010 – Current.

**Career Highlights:** Led the league in three-point shooting percentage in 2011/12, making 51.2% of his shots ... Had a career high score of 29 points on 11 February 2012 against New Zealand ... Was named the NBL Player of the Week in Round 19 of the 2011/12 season ... Forman was awarded the Most Improved Player award in the 2010/11 season ... In 2010/11 In 28 games he registered a career high scoring average of 13.2 points as well as 6.3 rebounds ... An Australian Institute of Sport product ... Was part of the Adelaide 36ers title-winning team in his debut season in 2002 ... Led the league with a 47% three-point shooting percentage in 2004/05 and again with 47.8% in 2008/09 ... A member of the Australian team that competed at the 2003 World University Summer Games in Korea, Forman was named in extended Australian squads in 2006 and 2007.

**DOB:** 16.01.82

**Birth Place:** Adelaide, SA

**Height:** 205 cm

**Weight:** 98 kg

REGULAR SEASON STATS			FIELD GOALS			3 PTS			FREE THROWS			REBOUNDS						AVERAGES					
YEAR	TEAM	G	ATT	MD	%	ATT	MD	%	ATT	MD	%	OFF	DEF	TOTAL	ASS	STLS	BLKS	TOV	FLS	POINTS	RBD	ASS	PPG
2002	ADELAIDE	28	84	29	35	32	6	19	6	2	33	25	45	70	9	6	10	14	46	66	2.5	.3	2.4
2003	ADELAIDE	23	81	31	38	28	6	21	13	7	54	20	44	64	18	5	5	16	46	75	2.8	.8	3.3
2004	ADELAIDE	33	174	79	45	62	21	34	31	17	55	44	88	132	22	11	20	29	65	196	4.0	.7	5.9
2005	ADELAIDE	32	246	118	48	108	51	47	30	26	87	52	150	202	23	20	21	23	83	313	6.3	.7	9.8
2006	ADELAIDE	32	245	110	45	162	74	46	56	42	75	40	101	141	37	10	20	35	88	336	4.4	1.2	10.5
2007	NEW ZEALAND	33	293	124	42	190	81	43	30	21	70	39	132	171	49	18	20	32	121	350	5.2	1.5	10.6
2008	NEW ZEALAND	30	254	103	41	151	50	33	27	22	81	30	109	139	43	3	14	19	105	278	4.6	1.4	9.3
2009	NEW ZEALAND	30	294	145	49	205	98	48	19	13	68	28	152	180	39	15	12	19	105	401	6.0	1.3	13.4
2010	NEW ZEALAND	27	170	77	45	113	39	35	22	14	64	18	53	71	22	8	8	18	82	207	2.6	.8	7.7
2011	NEW ZEALAND	28	296	140	47	125	52	42	45	37	82	51	124	175	34	13	18	31	64	369	6.3	1.2	13.2
2012	NEW ZEALAND	28	227	108	48	125	64	51	26	19	73	17	97	114	28	7	23	18	67	299	4.1	1.0	10.7
		<b>324</b>	<b>2364</b>	<b>1064</b>	<b>45</b>	<b>1301</b>	<b>542</b>	<b>42</b>	<b>305</b>	<b>220</b>	<b>72</b>	<b>364</b>	<b>1095</b>	<b>1459</b>	<b>324</b>	<b>116</b>	<b>171</b>	<b>254</b>	<b>872</b>	<b>2890</b>	<b>4.5</b>	<b>1.0</b>	<b>8.9</b>
CAREER PLAYOFF STATS																							
2004	ADELAIDE	1	3	2	67	2	1	50				2	1	3	1			1		5	3.0	1.0	5.0
2005	ADELAIDE	1	14	6	43	9	4	44				2	5	7	1				3	16	7.0	1.0	16.0
2006	ADELAIDE	1	9	4	44	6	3	50	2	1	50	1	5	6	1		1	1	2	12	6.0	1.0	12.0
2008	NEW ZEALAND	2	11	5	45	7	4	57	2	1	50	1	14	15	1		1	1	10	15	7.5	.5	7.5
2009	NEW ZEALAND	3	27	6	22	17	2	12				3	14	17	2	2	1	2	7	14	5.7	.7	4.7
		<b>8</b>	<b>64</b>	<b>23</b>	<b>36</b>	<b>41</b>	<b>14</b>	<b>34</b>	<b>4</b>	<b>2</b>	<b>50</b>	<b>9</b>	<b>39</b>	<b>48</b>	<b>6</b>	<b>2</b>	<b>3</b>	<b>5</b>	<b>22</b>	<b>62</b>	<b>6.0</b>	<b>.8</b>	<b>7.8</b>
CAREER STATS																							
		<b>332</b>	<b>2428</b>	<b>1087</b>	<b>45</b>	<b>1342</b>	<b>556</b>	<b>41</b>	<b>309</b>	<b>222</b>	<b>72</b>	<b>373</b>	<b>1134</b>	<b>1507</b>	<b>330</b>	<b>118</b>	<b>174</b>	<b>259</b>	<b>894</b>	<b>2952</b>	<b>4.5</b>	<b>1.0</b>	<b>8.9</b>



## #9 Daniel Jackson | FORWARD

**NBL Clubs:** Wollongong Hawks 2007 – Current.

**Career Highlights:** Has played for Wollongong since 2007 ... Member of the Wollongong team that wererunners-up in 2010 ... Finished his rookie season shooting 52.4% from three-point land (11-from-21) which was the best of any player who took more than 1 attempt for the season ... He was ineligible for the league award due to statistical minimums ... Began his career with 7 makes from his first 9 attempts from long range ... Scored 8 points in his debut game against the Razorbacks in October 2007 ... Scored a career high 12 points vs. Crocodiles in November 2007 ... Played at the 2007 FIBA under 19 World Championships with the Australian Emus finishing fifth overall with a 8-1 record and averaging 10.2 points per game and 4.9 rebounds ... Illawarra Sports High school graduate ... Attended the AIS as a scholarship holder.

**DOB:** 26.04.88

**Birth Place:** Wollongong, NSW

**Height:** 200 cm

**Weight:** 94 kg

REGULAR SEASON STATS		FIELD GOALS				3 PTS			FREE THROWS			REBOUNDS			AVERAGES								
YEAR	TEAM	G	ATT	MD	%	ATT	MD	%	ATT	MD	%	OFF	DEF	TOTAL	ASS	STLS	BLKS	TOV	FLS	POINTS	RBD	ASS	PPG
2012	NEW ZEALAND	27	292	123	42	72	20	28	126	77	61	37	124	161	173	67	7	84	68	343	6.0	6.4	12.7
		<b>27</b>	<b>292</b>	<b>123</b>	<b>42</b>	<b>72</b>	<b>20</b>	<b>28</b>	<b>126</b>	<b>77</b>	<b>61</b>	<b>37</b>	<b>124</b>	<b>161</b>	<b>173</b>	<b>67</b>	<b>7</b>	<b>84</b>	<b>68</b>	<b>343</b>	<b>6.0</b>	<b>6.4</b>	<b>12.7</b>
CAREER PLAYOFF STATS																							
2012	NEW ZEALAND	6	58	26	45	26	5	19	36	22	61	7	12		40	7	2	23	17	79	3.2	6.7	13.2
		<b>6</b>	<b>58</b>	<b>26</b>	<b>45</b>	<b>26</b>	<b>5</b>	<b>19</b>	<b>36</b>	<b>22</b>	<b>61</b>	<b>7</b>	<b>12</b>		<b>40</b>	<b>7</b>	<b>2</b>	<b>23</b>	<b>17</b>	<b>79</b>	<b>3.2</b>	<b>6.7</b>	<b>13.2</b>
CAREER STATS																							
		<b>33</b>	<b>350</b>	<b>149</b>	<b>43</b>	<b>98</b>	<b>25</b>	<b>26</b>	<b>162</b>	<b>99</b>	<b>61</b>	<b>44</b>	<b>136</b>	<b>180</b>	<b>213</b>	<b>74</b>	<b>9</b>	<b>107</b>	<b>85</b>	<b>422</b>	<b>5.5</b>	<b>6.5</b>	<b>12.8</b>



# #10 Larry Davidson | CENTRE/FORWARD

**NBL Clubs:** Hunter Pirates 2005 – 2006, Singapore Slingsers 2007, Wollongong Hawks 2008 – Current.

**Career Highlights:** In 2011/12 scored his second highest ever points total in a single match with 24 against Sydney on 9 March 2012 ... Named to the All-NBL Third Team in 2010 ... Member of the Hawks team that were runners-up in 2010 ... Scored 20 points and had a career best 16 rebounds against the Tigers at the WEC in February 2008 ... Was the offensive rebound leader and second in blocked shots at Wollongong in 2008 ... Scored a career high 25 points at Townsville in December 2007 ... Named Hawks Most Improved for 2008 ... Member of Basketball NSW Talented Athlete Program in 1997 ... Member of the U16 NSW State Squad in 1997 & 1998 ... U18 NSW State Team 2000 (Bronze Medal) ... Adidas All-Star Camp Melbourne 2000 ... Youth Olympics NSW Team Member 2000 ... All Australian Camp, AIS, 2001 ... U20 NSW State Team 2001 (Silver Medal) ... U20 NSW State Team 2002 (Gold Medal) ... NSW Junior Player of the Year 2002 ... AIS Scholarship Canberra 2001 ... Scholarship holder at Boise State College 2002 ... Played under Hawks' head coach, Gordie McLeod with the Singapore Slingsers during the 2006/07 NBL season.

**DOB:** 19.01.83

**Birth Place:** Gosford, NSW

**Height:** 206 cm

**Weight:** 100 kg

REGULAR SEASON STATS			FIELD GOALS			3 PTS			FREE THROWS			REBOUNDS									AVERAGES		
YEAR	TEAM	G	ATT	MD	%	ATT	MD	%	ATT	MD	%	OFF	DEF	TOTAL	ASS	STLS	BLKS	TOV	FLS	POINTS	RBD	ASS	PPG
2005	HUNTER	29	111	47	42	31	10	32	18	12	67	37	59	96	12	10	14	14	48	116	3.3	.4	4.0
2006	HUNTER	19	127	57	45	41	11	27	38	27	71	47	83	130	21	8	16	35	61	152	6.8	1.1	8.0
2007	SINGAPORE	32	154	83	54	32	11	34	49	38	78	48	87	135	28	9	16	39	93	215	4.2	.9	6.7
2008	WOLLONGONG	30	243	120	49	55	17	31	80	59	74	90	125	215	37	18	15	43	111	316	7.2	1.2	10.5
2009	WOLLONGONG	17	93	42	45	28	8	29	26	19	73	34	40	74	19	11	19	15	49	111	4.4	1.1	6.5
2010	WOLLONGONG	26	197	99	50	57	28	49	51	36	71	67	113	180	54	15	27	40	77	262	6.9	2.1	10.1
2011	WOLLONGONG	25	190	92	48	51	21	41	64	43	67	63	138	201	48	15	14	48	79	248	8.0	1.9	9.9
2012	WOLLONGONG	25	165	81	49	34	10	29	45	35	78	39	81	120	14	6	6	29	68	207	4.8	.6	8.3
		<b>203</b>	<b>1280</b>	<b>621</b>	<b>49</b>	<b>329</b>	<b>116</b>	<b>35</b>	<b>371</b>	<b>269</b>	<b>73</b>	<b>425</b>	<b>726</b>	<b>1151</b>	<b>233</b>	<b>92</b>	<b>127</b>	<b>263</b>	<b>586</b>	<b>1627</b>	<b>5.7</b>	<b>1.1</b>	<b>8.0</b>
CAREER PLAYOFF STATS																							
2005	HUNTER	1	2	2	100	1	1	100				1		1				1	2	5	1.0	.0	5.0
2007	SINGAPORE	1	14	6	43	4	1	25				4	3	7				2	2	13	7.0	.0	13.0
2010	WOLLONGONG	8	57	26	46	18	6	33	18	9	50	13	31	44	11	8	14	18	21	67	5.5	1.4	8.4
		<b>2</b>	<b>16</b>	<b>8</b>	<b>50</b>	<b>5</b>	<b>2</b>	<b>40</b>				<b>5</b>	<b>3</b>	<b>8</b>		<b>1</b>		<b>3</b>	<b>4</b>	<b>18</b>	<b>4.0</b>	<b>.0</b>	<b>9.0</b>
		<b>211</b>	<b>1337</b>	<b>647</b>	<b>48</b>	<b>347</b>	<b>122</b>	<b>35</b>	<b>389</b>	<b>278</b>	<b>71</b>	<b>438</b>	<b>757</b>	<b>1195</b>	<b>244</b>	<b>100</b>	<b>141</b>	<b>281</b>	<b>607</b>	<b>1694</b>	<b>5.7</b>	<b>1.2</b>	<b>8.0</b>



# #12 Glen Saville | GUARD/FORWARD

**NBL Clubs:** Wollongong Hawks 1995 – 2007, Sydney Kings 2008, Wollongong Hawks 2009 – Current.

**Career Highlights:** Currently sits in fifth place on the NBL's list of alltime games played at 545, needing just 10 more games to move past Mark Bradtke (554, 4th) and 23 more to surpass Leroy Loggins (567, 3rd) ... Has previously had his number retired by the Wollongong Hawks ... The Hawks' all time leader in points scored and the leader in almost every other statistical category ... Has more career rebounds (4,167) than any other active player and currently sits fifth on the all time list ... Represented Australia at the 2004 and 2008 Olympics ... Was selected for the 2006 Commonwealth games but missed through injury ... Won a Championship with the Hawks in 2001 and was named Grand Final MVP... Also played in Grand Finals in 2005, 2008 and 2010 ... All-NBL 2nd team in 2003, 2004 and 2005 and 2011 ... All-NBL 3rd team in 2001, 2006 and 2010 ... Won the Hawks team MVP in 2000, 2001, 2003, 2004 and 2005 ... Finished 3rd overall in the voting for the 2003 NBL Most Valuable Player award and 4th in 2004 ... Won the 2003 NBL Best Defensive Player award ... Attended the Australian Institute of Sport 1993, 1994 ... Competed for Australia at the Junior World Championships (U/19) in 1995 ... Averaged 13.9 points and 8.2 rebounds per game in 395 games before playing with the Kings in 2008 ... Was fourth in the NBL in defensive rebounds, and tenth in total rebounds in 2008-09 ... Fifth in steals in 2008-09 with 1.7 per game ... Sixth in the league in blocks in 2008-09 with 1 per game ... Scored a career best 35 points twice – once vs. Perth in January 2005 and once vs. Adelaide in October 2006 ... Picked up 20 rebounds against the Crocs in October 2005 ... Has recorded a club record four triple-doubles in his career.

**DOB:** 17.01.76

**Birth Place:** Bendigo, VIC

**Height:** 197 cm

**Weight:** 97 kg

REGULAR SEASON STATS			FIELD GOALS			3 PTS			FREE THROWS			REBOUNDS					AVERAGES						
YEAR	TEAM	G	ATT	MD	%	ATT	MD	%	ATT	MD	%	OFF	DEF	TOTAL	ASS	STLS	BLKS	TOV	FLS	POINTS	RBD	ASS	PPG
1995	WOLLONGONG	19	84	43	51	30	14	47	19	15	79	17	31	48	9	8	4	26	34	115	2.5	.5	6.1
1996	WOLLONGONG	23	121	55	45	34	11	32	46	32	70	29	65	94	32	16	12	39	53	153	4.1	1.4	6.7
1997	WOLLONGONG	30	317	148	47	89	31	35	111	82	74	75	140	215	74	47	25	81	112	409	7.2	2.5	13.6
1998	WOLLONGONG	30	318	127	40	52	11	21	87	60	69	77	143	220	85	43	24	82	99	325	7.3	2.8	10.8
98/99	WOLLONGONG	26	311	136	44	49	17	35	76	50	66	69	150	219	119	55	18	83	93	339	8.4	4.6	13.0
2000	WOLLONGONG	26	309	145	47	68	23	34	79	50	63	73	130	203	103	50	18	78	103	363	7.8	4.0	14.0
2001	WOLLONGONG	28	357	167	47	97	35	36	104	61	59	81	174	255	130	67	37	97	105	430	9.1	4.6	15.4
2002	WOLLONGONG	30	408	166	41	123	43	35	116	84	72	83	211	294	115	48	55	113	130	459	9.8	3.8	15.3
2003	WOLLONGONG	30	402	179	45	156	60	38	97	64	66	69	221	290	117	48	25	105	116	482	9.7	3.9	16.1
2004	WOLLONGONG	33	465	195	42	154	56	36	123	96	78	94	221	315	146	56	30	80	116	542	9.5	4.4	16.4
2005	WOLLONGONG	32	494	203	41	156	59	38	145	103	71	78	224	302	122	56	38	93	104	568	9.4	3.8	17.8
2006	WOLLONGONG	26	358	136	38	123	42	34	106	79	75	68	155	223	118	46	25	98	105	393	8.6	4.5	15.1
2007	WOLLONGONG	33	430	181	42	165	70	42	145	106	73	68	224	292	161	38	19	115	138	538	8.8	4.9	16.3
2008	SYDNEY	28	263	103	39	106	35	33	78	54	69	58	118	176	77	37	13	67	79	295	6.3	2.8	10.5
2009	WOLLONGONG	30	380	157	41	183	69	38	91	71	78	42	190	232	111	52	30	94	117	454	7.7	3.7	15.1
2010	WOLLONGONG	28	233	105	45	86	42	49	66	51	77	38	118	156	80	39	6	54	85	303	5.6	2.9	10.8
2011	WOLLONGONG	22	170	78	46%	47	17	36	56	44	79	27	103	130	90	30	8	51	59	217	5.9	4.1	9.9
2012	WOLLONGONG	28	159	66	42	59	18	31	31	25	81	38	123	161	73	22	14	58	62	175	5.8	2.6	6.3
		<b>502</b>	<b>5579</b>	<b>2390</b>	<b>43</b>	<b>1777</b>	<b>653</b>	<b>37</b>	<b>1576</b>	<b>1127</b>	<b>72</b>	<b>1084</b>	<b>2741</b>	<b>3825</b>	<b>1762</b>	<b>758</b>	<b>401</b>	<b>1414</b>	<b>1710</b>	<b>6560</b>	<b>7.6</b>	<b>3.5</b>	<b>13.1</b>
CAREER PLAYOFF STATS																							
1995	WOLLONGONG	1	1									1		1					1		1.0	.0	.0
1998	WOLLONGONG	2	20	8	40	3	1	33	8	5	63	6	10	16	9	5	5	12	6	22	8.0	4.5	11.0
98/99	WOLLONGONG	4	38	10	26	8	1	13	7	2	29	9	26	35	21	4	2	9	13	23	8.8	5.3	5.8
2001	WOLLONGONG	9	125	53	42	40	13	33	35	25	71	25	80	105	33	8	4	30	33	144	11.7	3.7	16.0
2002	WOLLONGONG	2	29	12	41	8	3	38	4	3	75	7	7	14	5	1		8	6	30	7.0	2.5	15.0
2003	WOLLONGONG	4	56	22	39	21	7	33	12	8	67	17	22	39	19	6	3	7	15	59	9.8	4.8	14.8
2004	WOLLONGONG	2	38	13	34	18	4	22	2	1	50	7	14	21	8	5	3	3	10	31	10.5	4.0	15.5
2005	WOLLONGONG	5	81	31	38	31	9	29	13	10	77	7	27	34	15	12	6	13	17	81	6.8	3.0	16.2
2008	SYDNEY	7	66	31	47	28	12	43	10	6	60	7	28	35	19	7	9	11	19	80	5.0	2.7	11.4
2010	WOLLONGONG	6	52	19	37	18	6	33	8	6	75	8	29	37	12	6	5	14	17	50	6.2	2.0	8.3
		<b>43</b>	<b>511</b>	<b>201</b>	<b>39</b>	<b>178</b>	<b>57</b>	<b>32</b>	<b>101</b>	<b>68</b>	<b>67</b>	<b>95</b>	<b>247</b>	<b>342</b>	<b>143</b>	<b>55</b>	<b>39</b>	<b>108</b>	<b>138</b>	<b>527</b>	<b>8.0</b>	<b>3.3</b>	<b>12.3</b>
CAREER STATS																							
		<b>545</b>	<b>6090</b>	<b>2591</b>	<b>43</b>	<b>1955</b>	<b>710</b>	<b>36</b>	<b>1677</b>	<b>1195</b>	<b>71</b>	<b>1179</b>	<b>2988</b>	<b>4167</b>	<b>1905</b>	<b>813</b>	<b>440</b>	<b>1522</b>	<b>1848</b>	<b>7087</b>	<b>7.6</b>	<b>3.5</b>	<b>13.0</b>



# #13 Rhys Martin | GUARD

**NBL Clubs:** Brisbane Bullets 2008, Wollongong Hawks 2009 – Current.

**Career Highlights:** Registered a career best score of 20 points against New Zealand on 11 November 2011 ... That surpassed his previous career-high of 18 points on 6 January 2010 versus New Zealand ... Has dished out nine assists on five occasions during his career, most recently on 25 March 2012 against Adelaide ... Made his NBL debut against the Blaze in the opening game of the 2008 season ... Scored 17 points in his first NBL season ... Captained under 20s Australian National team ... Spent 2 years in college at Nova South Eastern University – Fort Lauderdale ... 2006 named the Sunshine State Conference player of the week ... Was a development player at the Brisbane Bullets in 2008 ... Is the starting point guard for the Rockhampton Rockets in 2008 which finished the season on top of the QABL with 16-2 record ... Scored 39 points for Rockhampton vs. Mackay in May 2008.

**DOB:** 13.02.86

**Birth Place:** Brisbane, QLD

**Height:** 193 cm

**Weight:** 79 kg

REGULAR SEASON STATS		FIELD GOALS				3 PTS			FREE THROWS			REBOUNDS								AVERAGES			
YEAR	TEAM	G	ATT	MD	%	ATT	MD	%	ATT	MD	%	OFF	DEF	TOTAL	ASS	STLS	BLKS	TOV	FLS	POINTS	RBD	ASS	PPG
2008	BRISBANE	16	26	7	27	10	2	20	3	1	33	4	3	7	7	5	2	7	11	17	.4	.4	1.1
2009	WOLLONGONG	30	93	45	48	28	12	43	31	20	65	14	40	54	54	27	5	40	52	122	1.8	1.8	4.1
2010	WOLLONGONG	28	178	65	37	65	22	34	67	47	70	14	54	68	88	25	7	57	53	199	2.4	3.1	7.1
2011	WOLLONGONG	15	87	36	41	24	9	38	16	14	88	11	26	37	31	17		25	28	95	2.5	2.1	6.3
2012	WOLLONGONG	28	203	94	46	69	23	33	88	64	73	13	55	68	101	20	4	72	53	275	2.4	3.6	9.8
		<b>117</b>	<b>587</b>	<b>247</b>	<b>42</b>	<b>196</b>	<b>68</b>	<b>35</b>	<b>205</b>	<b>146</b>	<b>71</b>	<b>56</b>	<b>178</b>	<b>234</b>	<b>281</b>	<b>94</b>	<b>18</b>	<b>201</b>	<b>197</b>	<b>708</b>	<b>2.0</b>	<b>2.4</b>	<b>6.1</b>
CAREER PLAYOFF STATS																							
2010	WOLLONGONG	6	46	25	54	16	7	4	11	10	91	5	10	15	21	2		18	10	67	2.5	3.5	11.2
		<b>6</b>	<b>46</b>	<b>25</b>	<b>54</b>	<b>16</b>	<b>7</b>	<b>4</b>	<b>11</b>	<b>10</b>	<b>91</b>	<b>5</b>	<b>10</b>	<b>15</b>	<b>21</b>	<b>2</b>		<b>18</b>	<b>10</b>	<b>67</b>	<b>2.5</b>	<b>3.5</b>	<b>11.2</b>
CAREER STATS																							
		<b>123</b>	<b>633</b>	<b>272</b>	<b>43</b>	<b>212</b>	<b>75</b>	<b>35</b>	<b>216</b>	<b>156</b>	<b>72</b>	<b>61</b>	<b>188</b>	<b>249</b>	<b>302</b>	<b>96</b>	<b>18</b>	<b>219</b>	<b>207</b>	<b>775</b>	<b>2.0</b>	<b>2.5</b>	<b>6.3</b>





## #22 Tim Coenraad | GUARD/FORWARD

**NBL Clubs:** Wollongong Hawks 2009 – Current.

**Career Highlights:** Scored a season high of 22 points (his second highest ever score) in 2011/12 for the Hawks against Sydney on 3 December 2011 ... Had his three best ever rebounding performances in 2011/12, including a career high 9 boards against Townsville on 21 January 2012 ... Came second in 2010 Rookie of the Year voting to Perth's Jesse Wagstaff ... Scored his career-high of 24 points on 12 December 2010 against Sydney ... Earned 2008/09 First Team All-Sunshine State Conference selection as senior at Nova Southeastern University ... Hit a career high seven three-pointers vs. Rollins on 17/1/09 ... named SSC Men's Basketball Player Of The Week on 16/2/09 ... 2004 QBL Youth Player of the Year ... finished his career ranked first in the all-time NSU record books in games played, fourth in points scored, fifth in total rebounds, fourth in assists, second in field goals made, first in three-point field goals and third in free throws made .

**DOB:** 05.06.85

**Birth Place:** Brisbane, QLD

**Height:** 201 cm

**Weight:** 100 kg

REGULAR SEASON STATS			FIELD GOALS				3 PTS			FREE THROWS			REBOUNDS					AVERAGES					
YEAR	TEAM	G	ATT	MD	%	ATT	MD	%	ATT	MD	%	OFF	DEF	TOTAL	ASS	STLS	BLKS	TOV	FLS	POINTS	RBD	ASS	PPG
2010	WOLLONGONG	28	148	65	44	76	29	38	57	44	77	21	63	84	35	4	4	28	47	203	3.0	1.3	7.3
2011	WOLLONGONG	28	182	74	41	80	30	38	58	51	88	28	58	86	25	10	5	32	57	229	3.1	.9	8.2
2012	WOLLONGONG	28	180	84	47	58	19	33	50	41	82	28	77	105	24	9	8	27	55	228	3.8	.9	8.1
		<b>84</b>	<b>510</b>	<b>223</b>	<b>44</b>	<b>214</b>	<b>78</b>	<b>36</b>	<b>165</b>	<b>136</b>	<b>82</b>	<b>77</b>	<b>198</b>	<b>275</b>	<b>84</b>	<b>23</b>	<b>17</b>	<b>87</b>	<b>159</b>	<b>660</b>	<b>3.3</b>	<b>1.0</b>	<b>7.9</b>
CAREER PLAYOFF STATS																							
2010	WOLLONGONG	6	29	13	45	14	7	50	6	4	67	2	13	15	8	4	1	14	12	37	2.5	1.3	6.2
		<b>6</b>	<b>29</b>	<b>13</b>	<b>45</b>	<b>14</b>	<b>7</b>	<b>50</b>	<b>6</b>	<b>4</b>	<b>67</b>	<b>2</b>	<b>13</b>	<b>15</b>	<b>8</b>	<b>4</b>	<b>1</b>	<b>14</b>	<b>12</b>	<b>37</b>	<b>2.5</b>	<b>1.3</b>	<b>6.2</b>
CAREER STATS																							
		<b>90</b>	<b>539</b>	<b>236</b>	<b>44</b>	<b>228</b>	<b>85</b>	<b>37</b>	<b>171</b>	<b>140</b>	<b>82</b>	<b>79</b>	<b>211</b>	<b>290</b>	<b>92</b>	<b>27</b>	<b>18</b>	<b>101</b>	<b>171</b>	<b>697</b>	<b>3.2</b>	<b>1.0</b>	<b>7.7</b>



## #42 Dave Gruber | FORWARD

**NBL Clubs:** Sydney Spirit 2008 – 2009, Wollongong Hawks 2009 – Current.

**Career Highlights:** Came into the NBL as an import but is now an Australian citizen ... Led NBL in field goal percentage in 2008-2009, shooting 61.1% from the floor... Eighth in the league in offensive rebounds in 08-09, with 2.8 per game ... Played his college basketball at the University of Northern Iowa (UNI) ... Led UNI to a victory in the Missouri Valley Conference Tournament and played in the 2004 NCAA Tournament ... Named to the All SEABL East team 2005-2008 while playing for the Frankston Blues ... Named the SEABL East Most Valuable Player for 2005 and South conference MVP in 2008 ... Also was named the South conference defensive player of the year in 2008 ... Averaged 25.2 points and 14.1 rebounds with the Blues in 2008 while shooting at 62.8% from the field.

**DOB:** 23.09.81

**Birth Place:** Iowa, USA

**Height:** 198 cm

**Weight:** 110 kg

REGULAR SEASON STATS			FIELD GOALS				3 PTS			FREE THROWS			REBOUNDS					AVERAGES					
YEAR	TEAM	G	ATT	MD	%	ATT	MD	%	ATT	MD	%	OFF	DEF	TOTAL	ASS	STLS	BLKS	TOV	FLS	POINTS	RBD	ASS	PPG
2009	WEST SYDNEY	30	216	132	61				86	49	57	84	107	191	26	23	21	53	80	313	6.4	.9	10.4
2010	WOLLONGONG	28	124	66	53	2			65	35	54	47	78	125	24	7	8	25	59	167	4.5	.9	6.0
2011	WOLLONGONG	20	82	40	49	1			23	12	52	34	33	67	8	8	9	17	41	92	3.4	.4	4.6
2012	WOLLONGONG	18	48	24	50	1			20	15	75	20	31	51	6	5	4	13	22	63	2.8	.3	3.5
		<b>96</b>	<b>470</b>	<b>262</b>	<b>56</b>	<b>4</b>			<b>194</b>	<b>111</b>	<b>57</b>	<b>185</b>	<b>249</b>	<b>434</b>	<b>64</b>	<b>43</b>	<b>42</b>	<b>108</b>	<b>202</b>	<b>635</b>	<b>4.5</b>	<b>.7</b>	<b>6.6</b>
CAREER PLAYOFF STATS																							
2010	WOLLONGONG	6	23	17	74				12	9	75	6	14	20	6	3	3	5	12	43	3.3	1.0	7.2
		<b>6</b>	<b>23</b>	<b>17</b>	<b>74</b>				<b>12</b>	<b>9</b>	<b>75</b>	<b>6</b>	<b>14</b>	<b>20</b>	<b>6</b>	<b>3</b>	<b>3</b>	<b>5</b>	<b>12</b>	<b>43</b>	<b>3.3</b>	<b>1.0</b>	<b>7.2</b>
CAREER STATS																							
		<b>102</b>	<b>493</b>	<b>279</b>	<b>57</b>	<b>4</b>			<b>206</b>	<b>120</b>	<b>58</b>	<b>191</b>	<b>263</b>	<b>454</b>	<b>70</b>	<b>46</b>	<b>45</b>	<b>113</b>	<b>214</b>	<b>678</b>	<b>4.5</b>	<b>.7</b>	<b>6.6</b>



## #79 Auryn MacMillan | FORWARD/CENTRE

---

**NBL Clubs:** Wollongong Hawks 2012 – Current.

**Career Highlights:** Joins the Hawks for his rookie NBL season ... Has played the past three SEABL seasons with the Kilsyth Cobras ... Was averaging 13 points and 7.8 rebounds per game in 2012 ... Has also played professionally in Germany ... Spent his college career at Gardner-Webb University from 2006-2010 ... Represented Australia at the 2009 World University Games in Belgrade, averaging 3.7 points per game ... In 2009 also named to the Big South Conference All-Academic Team.

**DOB:** 08.02.87

**Birth Place:** Australia

**Height:** 203 cm

**Weight:** 107 kg



# Seasonal Recaps 1979-2012



# 1979

Team	Won	Lost	Pct Wins	Pct Pts
St. Kilda Saints	15	3	83.3%	118.0%
Canberra Cannons	13	5	72.2%	103.5%
Nunawading Spectres	13	5	72.2%	106.9%
West Adelaide Bearcats	12	6	66.7%	109.0%
Brisbane Bullets	10	8	55.6%	100.1%
Newcastle Falcons	8	10	44.4%	97.9%
City of Sydney Astronauts	8	10	44.4%	94.9%
Illawarra Hawks	5	13	27.8%	94.8%
Bankstown Bruins	3	15	16.7%	90.5%
Gleneig Tigers	3	15	16.7%	87.9%

*Canberra finished second by virtue of four-point positive differential in games versus Nunawading*

## Play Offs

(1st v. 2nd in sudden death Grand Final)

## Grand Final

St. Kilda Saints 94 dft. Canberra Cannons 93

# 1979 Player Averages

## Points Per Game

33.2	Calvin Bruton (18G) (Bullets)
26.2	Ken Richardson (18G) (Bearcats)
26.1	Dave Ankeney (18G) (Falcons)
23.8	Jim Slacke (18G) (Hawks)
23.3	Cal Stamp (18G) (Cannons)

## Foul Shot %

80.8	Jim Slacke (18G) (Hawks) (63/78)
80.6	David Leslie (18G) (Kings) (54/67)
78.7	David Smyth (18G) (Tigers) (48/61)
78.5	Calvin Bruton (18G) (Bullets) (113/144)
77.8	Gary Fox (18G) (Spectres) (49/63)

## Fouls

4.4	John Hollister (18G) (Falcons)
4.2	Peter Ryan (18G) (Westars)
4.1	Richard Dunphy (16G) (Westars)
4.1	Dave Ankeney (18G) (Falcons)
3.8	Jerry Lee (18G) (Cannons)

# 1980

Team	Won	Lost	Pct Wins	Pct Pts
St. Kilda Saints	17	5	77.3%	111.8%
West Adelaide Bearcats	17	5	77.3%	109.4%
Brisbane Bullets	15	7	68.2%	108.3%
Nunawading Spectres	14	8	63.6%	105.0%
Newcastle Falcons	13	9	59.1%	101.8%
Illawarra Hawks	13	9	59.1%	100.4%
Canberra Cannons	11	11	50.0%	101.8%
Launceston Casino City	9	13	40.9%	98.6%
Coburg Giants	7	15	31.8%	99.2%
City of Sydney Astronauts	7	15	31.8%	89.9%
West Torrens Eagles	6	16	27.3%	87.9%
Bankstown Bruins	3	19	13.6%	88.3%

### Play Offs

(1st v. 4th and 2nd v. 3rd in sudden death semi finals; winners meet in Grand Final)

### Semi Finals

St. Kilda Saints 101 dft. Nunawading Spectres 77

West Adelaide Bearcats 101 dft. Brisbane Bullets 94

### Grand Final

St. Kilda Saints 113 dft. West Adelaide Bearcats 88

# 1980 Player Averages

### Points Per Game

33.4	Rocky Smith (22g) (Saints)
30.8	Michael Haddow (9g) (Bullets)
25.8	Herb Mceachin (22g) (Cannons)
24.1	Ken Richardson (19g) (Bearcats)
23.3	Rick Fried (22g) (Westars)

### Foul Shot %

87.2	Jim Slacke (22g) (Hawks) (68/78)
86.7	Rocky Smith (22g) (Saints) (98/113)
78.6	Robbie Cadee (19g) (Westars) (44/56)
78.4	Wayne Carroll (18g) (Giants) (40/51)
78.0	Ray Wood (22g) (Bearcats) (39/50)

### Fouls

4.1	Trevor Maddiford (22g) (Bearcats)
3.8	Dan Hickert (22g) (Bullets)
3.6	Dave Ankeney (22g) (Falcons)
3.6	Jerry Lee (22g) (Cannons)
3.6	David Leslie (21g) (Kings)



# 1981

Team	Won	Lost	Pct Wins	Pct Pts
St. Kilda Saints	17	5	77.3%	110.7%
Launceston Casino City	14	8	63.6%	104.8%
West Adelaide Bearcats	13	9	59.1%	101.3%
Nunawading Spectres	13	9	59.1%	108.7%
Brisbane Bullets	13	9	59.1%	107.5%
Newcastle Falcons	13	9	59.1%	103.7%
Canberra Cannons	12	10	54.6%	98.8%
Illawarra Hawks	9	13	40.9%	96.9%
City of Sydney Astronauts	8	14	36.4%	90.1%
Coburg Giants	7	15	31.8%	96.7%
Bankstown Bruins	7	15	31.8%	92.0%
Forrestville Eagles	6	16	27.3%	91.0%

## Play Offs

(1st v. 4th and 2nd v. 3rd in sudden death semi finals; winners meet in Grand Final) St. Kilda did not compete in play-offs, choosing to attend World Club Championship in Brazil.

## Semi Finals

Launceston Casino City 71 dft. Brisbane Bullets 69  
 Nunawading Spectres 74 dft. West Adelaide Bearcats 71

## Grand Final

Launceston Casino City 75 dft. Nunawading Spectres 54

# 1981 Player Averages

## Points Per Game

30.5	Michael Jones (22g) (Hawks)
28.8	Rocky Smith (22g) (Saints)
28.0	Reg Biddings (22g) (Eagles)
26.2	Al Green (22g) (Bearcats)
24.4	Owen Wells (20g) (Falcons)

## Field Goal %

51.3	Bill Palmer (14g) (Spectres) (59/115)
50.8	Damian Keogh (21g) (Spectres) (63/124)
50.6	Michael Jones (22g) (Hawks) (279/551)
50.5	Rocky Smith (22g) (Saints) (279/553)
50.4	Bennie Lewis (22g) (Hawks) (184/365)

## Foul Shot %

87.6	Michael Jones (22g) (Hawks) (113/129)
85.0	Owen Wells (20g) (Falcons) (96/113)
84.3	Donnie Ray Cruse (22g) (Westars) (70/83)
83.1	Carl Whitfield (22g) (Falcons) (49/59)
82.6	Rocky Smith (22g) (Saints) (76/92)

## Fouls

4.1	Larry Sengstock (22g) (Saints)
3.7	Dennis Lawson (22g) (Kings)
3.7	Reg Biddings (22g) (Eagles)
3.5	Kelvin Henderson (22g) (Westars)
3.5	Richard Smith (22g) (Casino City)

# 1982

Team	Won	Lost	Pct Wins	Pct Pts
West Adelaide Bearcats	21	5	80.8%	115.9%
Geelong Cats	20	6	76.9%	105.8%
Nunawading Spectres	19	7	73.1%	110.8%
Coburg Giants	18	8	69.2%	109.3%
Newcastle Falcons	17	9	65.4%	106.0%
St. Kilda Saints	17	9	65.4%	104.5%
Adelaide City Eagles	15	11	57.7%	104.2%
Brisbane Bullets	12	14	46.2%	97.1%
Illawarra Hawks	11	15	42.3%	97.4%
Perth Wildcats	10	16	38.5%	92.9%
Canberra Cannons	8	18	30.8%	95.9%
Sydney Supersonics	7	19	26.9%	90.5%
Launceston Casino City	5	21	19.2%	89.8%
Bankstown Bruins	2	24	7.7%	83.9%

## Play Offs

(1st v. 4th and 2nd v. 3rd in sudden death semi finals; winners meet in Grand Final)

## Semi Finals

Geelong Cats 101 dft. Nunawading Spectres 59  
 West Adelaide Bearcats 94 dft. Coburg Giants 74

## Grand Final

West Adelaide Bearcats 80 dft. Geelong Cats 74

# 1982 Player Averages

## Points Per Game

30.1	Reg Biddings (26g) (Eagles)
27.3	Al Green (26g) (Bearcats)
26.1	James Crawford (26g) (Supercats)
25.3	Jim Ericksen (26g) (Casino City)
25.2	Leroy Loggins (26g) (Bearcats)

## Foul Shot %

88.3	Reg Biddings (26g) (Eagles) (182/206)
87.5	Jim Slacke (26g) (Hawks) (63/72)
87.0	Jim Ericksen (26g) (Casino City) (141/162)
85.9	Tim Evans (26g) (Wildcats) (67/78)
85.1	Calvin Bruton (26g) (Supercats) (86/101)

## Defensive Rebounds

9.6	George Morrow (26g) (Falcons)
8.4	David Winslow (26g) (Eagles)
8.0	Jim Ericksen (26g) (Casino City)
7.3	Kelvin Henderson (25g) (Westars)
7.2	Chuck Harmison (26g) (Spectres)

## Assists

4.7	Calvin Bruton (26g) (Supercats)
4.5	Gordie Mcleod (26g) (Hawks)
4.0	Mike Ellis (26g) (Wildcats)
3.9	Tad Dufelmeier (26g) (Cannons)
3.6	Cliff Martin (26g) (Kings)

## Turnovers

3.9	Tad Dufelmeier (26g) (Cannons)
3.8	Kelvin Henderson (25g) (Westars)
3.7	Tim Evans (26g) (Wildcats)
3.7	Calvin Bruton (26g) (Supercats)
3.5	Donnie Ray Cruse (26g) (Westars)

## Field Goal %

59.1	Al Green (26g) (Bearcats) (290/491)
58.8	Ken Richardson (26g) (Bearcats) (143/243)
56.9	Leroy Loggins (26g) (Bearcats) (282/496)
56.6	Alonzo Weatherly (26g) (Hawks) (252/445)
55.8	Audie Matthews (15g) (Bullets) (120/215)

## Offensive Rebounds

5.4	George Morrow (26g) (Falcons)
5.2	Curt Forrester (26g) (Kings)
4.8	David Winslow (26g) (Eagles)
4.5	Herb Mceachin (26g) (Cannons)
4.4	Chuck Harmison (26g) (Spectres)

## Total Rebounds

15.0	George Morrow (26g) (Falcons)
13.2	David Winslow (26g) (Eagles)
11.7	Chuck Harmison (26g) (Magic)
11.5	Jim Ericksen (26g) (Casino City)
11.3	Kelvin Henderson (25g) (Westars)

## Fouls

4.3	Bill Runchey (26g) (Saints)
4.0	Kym Borrett (24g) (Eagles)
3.8	Dave Ankeney (18g) (Falcons)
3.8	Curt Forrester (26g) (Kings)
3.7	Larry Sengstock (26g) (Bullets)

# 1983

## EASTERN DIVISION

Team	Won	Lost	Pct Wins	Pct Pts
Sydney Supersonics	19	3	86.4%	114.3%
West Adelaide Bearcats	17	5	77.3%	110.5%
Coburg Giants	13	9	59.1%	102.9%
Newcastle Falcons	13	9	59.1%	103.2%
Brisbane Bullets	10	12	45.5%	98.3%
Frankston Bears	6	16	27.3%	97.1%
Illawarra Hawks	4	18	18.2%	90.6%
Devonport Warriors	2	20	9.1%	80.9%

## WESTERN DIVISION

Team	Won	Lost	Pct Wins	Pct Pts
Geelong Cats	18	4	81.8%	112.5%
Canberra Cannons	16	6	72.7%	115.3%
Nunawading Spectres	15	7	68.2%	111.5%
St. Kilda Saints	12	10	54.6%	101.4%
Bankstown Bruins	12	10	54.6%	100.5%
Adelaide 36ers	11	11	50.0%	97.8%
Perth Wildcats	6	16	27.3%	88.8%
Hobart Devils	2	20	9.1%	83.5%

### Play Offs

(Top four in each division play round robin; top two meet in cross over sudden death semi finals; winners meet in Grand Final)

#### Round Robin (East)

Sydney Supersonics 80 dft. Coburg Giants 79  
 West Adelaide Bearcats 93 dft. Newcastle Falcons 86  
 West Adelaide Bearcats 91 dft. Sydney Supersonics 78  
 Coburg Giants 101 dft. Newcastle Falcons 87  
 Coburg Giants 105 dft. West Adelaide Bearcats 104 (OT)  
 Sydney Supersonics 101 dft. Newcastle Falcons 94

#### Round Robin (West)

Canberra Cannons 89 dft. Nunawading Spectres 81

Geelong Cats 95 dft. St. Kilda Saints 94 (OT)  
 Canberra Cannons 86 dft. Geelong Cats 81  
 Nunawading Spectres 109 dft. St. Kilda Saints 75  
 Nunawading Spectres 107 dft. Geelong Cats 74  
 Canberra Cannons 104 dft. St. Kilda Saints 85

### Semi Finals

Canberra Cannons 80 dft. Coburg Giants 75  
 West Adelaide Bearcats 84 dft. Nunawading Spectres 77

### Grand Final

Canberra Cannons 75 dft. West Adelaide Bearcats 73

# 1983 Player Averages

### Points Per Game

32.7	Michael Jones (22g) (Hawks)
31.2	Al Green (21g) (Bearcats)
27.0	David Winslow (22g) (36ers)
26.5	Wayne Mcdaniel (22g) (36ers)
25.5	James Crawford (22g) (Supercats)

### Foul Shot %

86.0	Reg Biddings (22g) (Saints) (74/86)
85.7	Phil Smyth (22g) (Cannons) (66/77)
85.7	Calvin Bruton (22g) (Supercats) (48/56)
84.9	Dave Nelson (22g) (Cannons) (45/53)
84.4	Matt Waldron (22g) (Giants) (76/90)

### Defensive Rebounds

9.6	Dean Uthoff (22g) (Spectres)
9.4	George Morrow (22g) (Falcons)
7.1	Marty Green (22g) (Devils)
6.9	Wayne McDaniel (22g) (36ers)
6.8	Wade Kirchmeyer (22g) (Cannons)

### Assists

5.5	Phil Smyth (22g) (Cannons)
4.8	Mike Ellis (22g) (Wildcats)
4.8	Tim Evans (10g) (Wildcats)
4.2	Owen Wells (22g) (Kings)
3.9	Gordie Mcleod (17g) (Kings)

### Turnovers

4.7	Ragan Lusk (7g) (Warriors)
4.2	Tim Evans (10g) (Wildcats)
4.1	Owen Wells (22g) (Kings)
4.0	Bennie Lewis (22g) (Giants)
3.9	Dean Uthoff (22g) (Spectres)

### Fouls

4.2	Kym Borrett (13g) (36ers)
4.1	Bill Runchey (22g) (Saints)
4.0	Andrew Clements (13g) (Warriors)
3.9	Marty Green (22g) (Devils)
3.8	Larry Sengstock (22g) (Bullets)

### Field Goal %

64.9	Mike Slusher (22g) (Saints) (96/148)
60.2	Herb Mceachin (22g) (Cannons) (151/251)
59.4	Eric Claus (22g) (Westars) (192/323)
58.9	Robert Scrigni (22g) (Spectres) (99/168)
58.0	Al Green (21g) (Bearcats) (258/445)

### Offensive Rebounds

5.8	George Morrow (22g) (Falcons)
5.2	Dean Uthoff (22g) (Spectres)
4.8	Tom Holland (22g) (Bullets)
4.7	Mark Leader (15g) (Warriors)
4.7	Wayne Mcdaniel (22g) (36ers)

### Total Rebounds

15.2	George Morrow (22g) (Falcons)
14.9	Dean Uthoff (22g) (Spectres)
11.5	Wayne Mcdaniel (22g) (36ers)
11.2	Marty Green (22g) (Devils)
10.7	James Crawford (22g) (Supercats)

### Steals

3.0	Phil Smyth (22g) (Cannons)
2.4	Mark Leader (15g) (Warriors)
2.3	Owen Wells (22g) (Kings)
2.2	Gordie Mcleod (17g) (Kings)
1.8	Ian Robilliard (22g) (Falcons)

### Blocked Shots

3.1	James Crawford (22g) (Supercats)
2.1	Ronnie Cavenall (22g) (Kings)
1.9	Steve Davis (8g) (Bears)
1.8	Brad Dalton (22g) (Kings)
1.4	Mark Leader (15g) (Warriors)

# 1984

## EASTERN DIVISION

Team	Won	Lost	Pct Wins	Pct Pts
Brisbane Bullets	19	5	79.2%	120.2%
Coburg Giants	18	6	75.0%	117.5%
Newcastle Falcons	18	6	75.0%	107.5%
Illawarra Hawks	13	11	54.2%	102.0%
Melbourne Tigers	11	13	45.8%	103.2%
West Adelaide Bearcats	11	13	45.8%	96.9%
Bankstown Bruins	10	14	41.7%	96.7%
Frankston Bears	10	14	41.7%	90.0%
Sydney Supersonics	3	21	12.5%	75.1%

## WESTERN DIVISION

Team	Won	Lost	Pct Wins	Pct Pts
Geelong Cats	21	2	91.3%	122.3%
Canberra Cannons	16	7	69.6%	109.1%
Adelaide 36ers	16	7	69.6%	106.6%
Nunawading Spectres	14	9	60.9%	105.7%
St. Kilda Saints	9	14	39.1%	94.6%
Hobart Devils	4	19	17.4%	87.0%
Devonport Warriors	4	19	17.4%	86.0%
Perth Wildcats	3	20	13.0%	84.5%

### Play Offs

(1st v. 2nd & 3rd v. 4th in each division; winners of 1st v. 2nd go to semi finals, loser plays winner of 3rd v. 4th; cross over semi finals; winners meet in Grand Final)

### Preliminary Finals (1st v. 2nd)

Brisbane Bullets 105 dft. Coburg Giants 104  
 Canberra Cannons 87 dft. Geelong Cats 81

### Elimination Finals (3rd v. 4th)

Nunawading Spectres 108 dft. Adelaide 36ers 101  
 Newcastle Falcons 108 dft. Illawarra Hawks 101

### Qualifying Finals

Coburg Giants 132 dft. Newcastle Falcons 109  
 Geelong Cats 115 dft. Nunawading Spectres 91

### Semi Finals

Canberra Cannons 108 dft. Coburg Giants 107  
 Brisbane Bullets 107 dft. Geelong Cats 103

### Grand Final

Canberra Cannons 84 dft. Brisbane Bullets 82

# 1984 Player Averages

### Points Per Game

39.5	Al Green (21g) (Bearcats)
32.0	Benny Lewis (24g) (Giants)
30.5	Dan Clausen (23g) (36ers)
29.3	Eric Bailey (23g) (Devils)
29.2	Leroy Loggins (24g) (Bullets)

### Foul Shot %

88.2	Calvin Bruton (23g) (Supercats) (67/76)
87.3	Gordie Mcleod (24g) (Hawks) (48/55)
86.9	Mark Gaze (24g) (Bears) (86/99)
83.3	Eric Claus (24g) (Westars) (75/90)
83.2	Dan Clausen (23g) (36ers) (144/173)

### Offensive Rebounds

7.0	Simon Cottrell (22g) (Devils)
6.9	Dean Uthoff (18g) (Spectres)
6.5	Dan Clausen (23g) (36ers)
5.5	Brad Pineau (23g) (Warriors)
5.3	Mark Leader (23g) (Warriors)

### Total Rebounds

18.4	Dean Uthoff (18g) (Spectres)
18.1	Dan Clausen (23g) (36ers)
14.4	Simon Cottrell (22g) (Devils)
14.3	Mark Leader (23g) (Warriors)
12.8	Brad Pineau (23g) (Warriors)

### Steals

3.4	Leroy Loggins (24g) (Bullets)
3.4	Mike Ellis (23g) (Wildcats)
2.8	Jerry Dennard (24g) (Falcons)
2.7	Ian Robilliard (24g) (Falcons)
2.5	Bennie Lewis (24g) (Giants)

### Blocked Shots

3.3	Dan Clausen (23g) (36ers)
3.1	David Mcguire (10g) (Hawks)
2.8	Andy Campbell (20g) (Cannons)
2.2	Donny Gipson (21g) (Bearcats)
1.9	Leroy Loggins (24g) (Bullets)

### Field Goal %

63.9	Donny Gipson (21g) (Bearcats) (175/274)
62.8	James Crawford (23g) (Supercats) (290/462)
62.2	Eric Claus (24g) (Westars) (270/434)
59.7	Wayne McDaniel (18g) (Supercats) (173/290)
58.4	Ray Borner (23g) (Giants) (184/315)

### 3pt %

45.2	Ray Wood (24g) (Bearcats) (42/93)
44.3	Darryl Pearce (23g) (36ers) (77/174)
44.2	Marlon Redmond (14g) (Hawks) (34/77)
43.6	Brian Goorjian (24g) (Tigers) (106/243)
43.4	Michael Johnson (24g) (Falcons) (23/53)

### Defensive Rebounds

11.6	Dan Clausen (23g) (36ers)
11.4	Dean Uthoff (18g) (Spectres)
9.0	Mark Leader (23g) (Warriors)
8.6	Marlon Redmond (14g) (Hawks)
7.5	Chuck Harmison (23g) (Giants)

### Assists

8.5	Gordie Mcleod (24g) (Hawks)
8.0	Damian Keogh (23g) (Spectres)
7.5	Brian Goorjian (24g) (Tigers)
7.3	Calvin Bruton (23g) (Supercats)
6.9	Mark Wright (23g) (Giants)

### Turnovers

5.4	Owen Wells (10g) (Kings)
5.0	Al Green (21g) (Bearcats)
4.7	Mark Leader (23g) (Warriors)
4.2	Wayne Burden (19g) (Bears)
4.1	Dwayne Nelson (23g) (36ers)

### Fouls

4.3	Brad Pineau (23g) (Warriors)
4.0	Donny Gipson (21g) (Bearcats)
3.9	Ian Robilliard (24g) (Falcons)
3.9	Owen Wells (10g) (Kings)
3.8	Andrew Gaze (24g) (Tigers)

# 1985

Team	Won	Lost	Pct Wins	Pct Pts
Brisbane Bullets	20	6	76.9%	121.5%
Adelaide 36ers	20	6	76.9%	117.1%
Nunawading Spectres	19	7	73.1%	107.7%
Canberra Cannons	19	7	73.1%	106.9%
Coburg Giants	18	8	69.2%	107.8%
Newcastle Falcons	16	10	61.5%	102.4%
Geelong Cats	15	11	57.7%	107.3%
Perth Wildcats	13	13	50.0%	99.0%
Illawarra Hawks	10	16	38.5%	90.4%
St. Kilda Saints	10	16	38.5%	96.0%
Sydney SuperSonics	9	17	34.6%	95.5%
Bankstown Bruins	6	20	23.1%	93.8%
Melbourne Tigers	5	21	19.2%	81.4%
Hobart Devils	2	24	7.7%	82.3%

## Play Offs

(3rd v 6th & 4th v. 5th in Elimination Series; (3rd v. 6th) winner v. 2nd & (4th v. 5th) winner v. 1st in semi finals; winners meet in Grand Final)

## Elimination Finals

Newcastle Falcons 103 dft. Nunawading Spectres 97  
 Canberra Cannons 110 dft. Coburg Giants 87

## Semi Finals

Adelaide 36ers 151 dft. Newcastle Falcons 103  
 Brisbane Bullets 93 dft. Canberra Cannons 76

## Grand Final

Brisbane Bullets 121 dft. Adelaide 36ers 95

# 1985 Player Averages

## Points Per Game

33.5	Kendal Pinder (26g) (Kings)
32.5	Ollie Johnson (26g) (Devils)
31.6	Vince Kelley (25g) (Westars)
31.1	Al Green (26g) (36ers)
30.9	Vince Hinchey (14g) (Westars)

## Foul Shot %

87.2	Jim Slacke (26g) (Hawks) (68/78)
83.6	Ollie Johnson (26g) (Devils) (158/189)
81.8	Mike Ellis (26g) (Wildcats) (81/99)
81.1	Lee Garber (15g) (Saints) (86/106)
80.9	Wayne Mcdaniel (26g) (Supercats) (110/136)

## Offensive Rebounds

7.2	Kendal Pinder (26g) (Kings)
7.0	Scott Horrell (26g) (Falcons)
6.2	Mark Davis (20g) (36ers)
5.6	Dan Clausen (26g) (Wildcats)
5.5	Ollie Johnson (26g) (Devils)

## Total Rebounds

17.8	Kendal Pinder (26g) (Kings)
17.8	Mark Davis (20g) (36ers)
15.7	Dan Clausen (26g) (Wildcats)
14.1	Scott Horrell (26g) (Falcons)
13.0	Ollie Johnson (26g) (Devils)

## Steals

3.8	Leroy Loggins (26g) (Bullets)
3.3	Phil Smyth (26g) (Cannons)
2.8	Gordie Mcleod (26g) (Hawks)
2.8	Scott Fenton (26g) (Kings)
2.6	Ian Robilliard (25g) (Falcons)

## Blocked Shots

3.6	Andy Campbell (26g) (Cannons)
2.5	Bill Jones (26g) (36ers)
2.4	Dan Clausen (26g) (Wildcats)
2.4	James Crawford (26g) (Supercats)
2.1	Brad Dalton (26g) (Supercats)

## Field Goal %

60.6	Mark Davis (20g) (36ers) (228/376)
58.8	Scott Horrell (26g) (Falcons) (244/415)
58.2	Dan Clausen (26g) (Wildcats) (274/471)
57.2	Wayne Mcdaniel (26g) (Supercats) (337/589)
56.1	Ray Borner (26g) (Giants) (225/401)

## 3pt %

50.7	Calvin Bruton (25g) (Bullets) (35/69)
49.2	Ron Lemons (26g) (Spectres) (63/128)
47.4	Ron Radliff (26g) (Bullets) (64/135)
46.0	Mark Gaze (26g) (Tigers) (29/63)
45.2	Dave Nelson (26g) (Cannons) (33/73)

## Defensive Rebounds

11.6	Mark Davis (20g) (36ers)
10.7	Kendal Pinder (26g) (Kings)
10.1	Dan Clausen (26g) (Wildcats)
8.6	Steve Brekke (26g) (Saints)
7.7	Vince Kelley (25g) (Westars)

## Assists

10.2	Gordie Mcleod (26g) (Hawks)
8.1	Brendan Joyce (23g) (Spectres)
7.8	Casey Jones (21g) (Supercats)
6.8	Mark Wright (22g) (Giants)
6.3	Scott Fenton (26g) (Kings)

## Turnovers

6.5	Kendal Pinder (26g) (Kings)
5.0	Al Green (26g) (36ers)
4.9	Andrew Gaze (18g) (Tigers)
4.8	Roland Brooks (25g) (Wildcats)
4.6	Ollie Johnson (26g) (Devils)

## Fouls

4.2	Dave Clement (18g) (Tigers)
4.0	Bill Jones (26g) (36ers)
4.0	Scott Horrell (26g) (Falcons)
4.0	Nigel Purchase (26g) (Tigers)
3.9	Andrew Gaze (18g) (Tigers)

# 1986

Team	Won	Lost	Pct Wins	Pct Pts
Adelaide 36ers	24	2	92.3%	120.1%
Canberra Cannons	19	7	73.1%	107.8%
Brisbane Bullets	17	9	65.4%	106.6%
West Sydney Westars	15	11	57.7%	101.0%
Illawarra Hawks	15	11	57.7%	103.1%
Sydney Supersonics	14	12	53.9%	103.2%
Geelong Cats	14	12	53.9%	99.5%
Coburg Giants	14	12	53.9%	100.5%
Nunawading Spectres	12	14	46.1%	98.1%
Newcastle Falcons	10	16	38.5%	96.6%
Hobart Devils	9	17	34.6%	96.3%
Perth Wildcats	8	18	30.8%	91.2%
Melbourne Tigers	6	20	23.1%	91.3%
St. Kilda Saints	5	21	19.2%	89.8%

## Play Offs

(3rd v. 6th & 4th v. 5th in Elimination Series; (3rd v. 6th) winner v. 2nd & (4th v. 5th) winner v. 1st in semi finals; winners meet in best of three game Grand Final Series)

## Elimination Finals

Brisbane Bullets 100 dft. Sydney Supersonics 82  
 Illawarra Hawks 105 dft. West Sydney Westars 86

## Semi Finals

Adelaide 36ers 116 dft. Illawarra Hawks 92  
 Brisbane Bullets 120 dft. Canberra Cannons 100

## Grand Final

Adelaide 36ers 122 dft. Brisbane Bullets 119 (OT)  
 Brisbane Bullets 104 dft. Adelaide 36ers 83  
 Adelaide 36ers 113 dft. Brisbane Bullets 91

# 1986 Player Averages

## Points Per Game

36.9	Andrew Gaze (25g) (Tigers)
33.8	Paul Stanley (25g) (Tigers)
33.2	Dane Suttle (25g) (Supercats)
32.7	Steve Carfino (25g) (Devils)
32.3	Bennie Lewis (21g) (Saints)

## Foul Shot %

89.3	Dane Suttle (25g) (Supercats) (109/122)
88.2	Phil Smyth (24g) (Cannons) (67/76)
88.0	Darryl Pearce (25g) (36ers) (44/50)
87.2	Joe Carrabino (26g) (Spectres) (68/78)
86.1	Peter Wain (26g) (Saints) (62/72)

## Offensive Rebounds

6.2	Willie Simmons (26g) (Giants)
6.2	Kendal Pinder (26g) (Kings)
5.5	Jim Foster (26g) (Giants)
5.5	Dan Clausen (26g) (Wildcats)
5.4	Mark Davis (26g) (36ers)

## Total Rebounds

16.0	Kendal Pinder (26g) (Kings)
15.8	Mark Davis (26g) (36ers)
15.4	Willie Simmons (26g) (Giants)
14.0	Dan Clausen (26g) (Wildcats)
13.7	Derick Polk (26g) (Kings)

## Steals

3.5	Leroy Loggins (26g) (Bullets)
3.4	Steve Carfino (25g) (Devils)
3.2	Alphonse Hammond (26g) (Hawks)
3.1	Phil Smyth (24g) (Cannons)
3.0	Ian Robilliard (26g) (Falcons)

## Blocked Shots

3.8	Willie Simmons (26g) (Giants)
2.7	Derick Polk (26g) (Kings)
2.5	Dan Clausen (26g) (Wildcats)
2.3	Brad Dalton (25g) (Supercats)
2.2	Andy Campbell (25g) (Cannons)

## Field Goal %

57.4	Murray Shiels (26g) (Devils) (66/115)
57.1	Mark Davis (26g) (36ers) (254/445)
56.7	Dwayne Nelson (26g) (36ers) (85/150)
56.5	Bill Jones (26g) (36ers) (223/395)
55.8	Willie Simmons (26g) (Giants) (266/477)

## 3pt %

47.9	Wayne Burden (26g) (Kings) (34/71)
47.5	Paul Stanley (25g) (Tigers) (28/59)
46.6	Mike Mckay (26g) (36ers) (34/73)
45.5	Mark Gaze (26g) (Tigers) (45/99)
42.6	Ron Radliff (26g) (Bullets) (58/136)

## Defensive Rebounds

10.3	Mark Davis (26g) (36ers)
9.8	Kendal Pinder (26g) (Kings)
9.2	Willie Simmons (26g) (Giants)
8.8	Brad Dalton (25g) (Supercats)
8.6	Derick Polk (26g) (Kings)

## Assists

8.1	Damian Keogh (26g) (Westars)
7.0	Steve Carfino (25g) (Devils)
6.8	Benny Lewis (21g) (Saints)
6.7	Brendan Joyce (26g) (Spectres)
6.6	Mike Ellis (26g) (Wildcats)

## Turnovers

4.8	Kendal Pinder (26g) (Kings)
4.8	Dane Suttle (25g) (Supercats)
4.2	Derick Polk (26g) (Kings)
4.2	Vince Hinchin (24g) (Spectres)
4.0	Andrew Gaze (25g) (Tigers)

## Fouls

4.0	Larry Sengstock (24g) (Bullets)
4.0	Mark Wright (9g) (Giants)
3.9	Robert Scrigni (26g) (Westars)
3.9	Kendal Pinder (26g) (Kings)
3.8	Ian Robilliard (26g) (Falcons)



# 1987

Team	Won	Lost	Pct Wins	Pct Pts
Adelaide 36ers	21	5	80.8%	113.7%
Brisbane Bullets	20	6	76.9%	108.5%
Illawarra Hawks	20	6	76.9%	106.0%
Perth Wildcats	19	7	73.1%	109.0%
Canberra Cannons	17	9	65.4%	102.8%
North Melbourne Giants	15	11	57.7%	109.0%
Hobart Devils	14	12	53.9%	101.2%
Eastside Spectres	13	13	50.0%	100.4%
Geelong Cats	13	13	50.0%	97.6%
Sydney Supersonics	9	17	34.6%	95.9%
West Sydney Westars	8	18	30.8%	95.1%
Newcastle Falcons	6	20	23.1%	92.8%
Westside Saints	4	22	15.4%	89.6%
Melbourne Tigers	3	23	11.5%	83.7%

## Play Offs

(3rd v. 6th & 4th v. 5th in Elimination Series; (3rd v. 6th) winner v. 2nd & (4th v. 5th) winner v. 1st in best of three game semi finals; winners meet in best of three game Grand Final Series)

## Elimination Finals

Illawarra Hawks 105 dft. North Melbourne Giants 97

Perth Wildcats 101 dft. Canberra Cannons 96

## Semi Finals

Perth Wildcats dft. Adelaide 36ers 2-1 (98-99; 101-99; 103-93)

Brisbane Bullets dft. Illawarra Hawks 2-1 (109-87; 77-78; 100-82)

## Grand Final

Brisbane Bullets dft. Perth Wildcats 2-0 (80-79; 106-87)

# 1987 Player Averages

## Points Per Game

44.1	Andrew Gaze (20g) (Tigers)
35.4	Paul Stanley (26g) (Devils)
34.7	James Crawford (26g) (Wildcats)
30.5	Marc Ridlen (26g) (Kings)
29.5	Wayne Mcdaniel (26g) (Falcons)

## Foul Shot %

90.4	Gordie Mcleod (26g) (Hawks) (47/52)
89.4	Jamie Kennedy (26g) (Saints) (59/66)
88.3	Calvin Bruton (20g) (Wildcats) (68/77)
86.5	Wayne Carroll (23g) (Giants) (45/52)
83.8	Phil Smyth (21g) (Cannons) (57/68)

## Offensive Rebounds

7.4	Mark Davis (26g) (36ers)
5.5	Kendal Pinder (26g) (Wildcats)
5.3	Derick Polk (26g) (Kings)
5.3	John Edgar (15g) (Saints)
4.8	Marc Ridlen (26g) (Kings)

## Total Rebounds

17.2	Mark Davis (26g) (36ers)
16.1	Marc Ridlen (26g) (Kings)
14.3	Kendal Pinder (26g) (Wildcats)
13.8	Bruce Bolden (26g) (Spectres)
13.2	Ollie Johnson (25g) (Westars)

## Steals

3.5	Phil Smyth (21g) (Cannons)
3.4	Steve Carfino (26g) (Devils)
3.2	Jerry Dennard (26g) (Devils)
3.2	Leroy Loggins (26g) (Bullets)
2.5	Herb Mceachin (26g) (Cannons)

## Blocked Shots

4.4	Willie Simmons (26g) (Giants)
3.0	Derick Polk (26g) (Kings)
2.8	John Edgar (15g) (Saints)
2.4	Bill Jones (26g) (36ers)
2.3	Mark Dalton (26g) (Supercats)

## Minutes Played

47.8	Andrew Gaze (20g) (Tigers)
46.2	Paul Stanley (26g) (Devils)
45.8	Greg Giddings (26g) (Supercats)
45.1	Steve Carfino (26g) (Devils)
44.8	Jamie Kennedy (26g) (Saints)

## Field Goal %

62.7	James Crawford (26g) (Wildcats) (386/616)
60.7	Ivan Daniels (26g) (Falcons) (156/257)
60.4	Willie Simmons (26g) (Giants) (241/399)
58.5	Mark Davis (26g) (36ers) (272/465)
57.4	Glen Dunsmore (25g) (Westars) (66/115)

## 3pt %

53.8	Alan Black (24g) (Wildcats) (28/52)
52.2	Peter Wain (26g) (Saints) (35/67)
47.4	Phil Smyth (21g) (Cannons) (64/135)
46.0	John Stelzer (20g) (Cannons) (40/87)
45.2	Paul Stanley (26g) (Devils) (57/126)

## Defensive Rebounds

11.3	Marc Ridlen (26g) (Kings)
9.8	Mark Davis (26g) (36ers)
9.7	Ollie Johnson (25g) (Westars)
9.1	Bruce Bolden (26g) (Spectres)
8.8	Kendal Pinder (26g) (Wildcats)

## Assists

8.5	Gordie Mcleod (26g) (Hawks)
6.8	Damian Keogh (24g) (Westars)
6.4	Brendan Joyce (26g) (Spectres)
6.3	Nigel Purchase (26g) (Tigers)
6.2	Steve Carfino (26g) (Devils)

## Turnovers

5.2	Mark Ridlen (26g) (Kings)
4.9	Nigel Purchase (26g) (Tigers)
4.9	Andrew Gaze (20g) (Tigers)
4.3	Vince Hitchen (25g) (Spectres)
4.2	Kendal Pinder (26g) (Wildcats)

## Fouls

4.1	Kendal Pinder (26g) (Wildcats)
3.9	Paul Kapturkiewicz (17g) (Tigers)
3.9	John Dorge (26g) (Bullets)
3.9	John Edgar (15g) (Saints)
3.8	Marc Ridlen (26g) (Kings)

# 1988

Team	Won	Lost	Pct Wins	Pct Pts
Adelaide 36ers	19	5	79.2%	114.3%
North Melbourne Giants	18	6	75.0%	107.6%
Brisbane Bullets	18	6	75.0%	107.4%
Canberra Cannons	16	8	66.7%	106.9%
Newcastle Falcons	13	11	54.2%	100.6%
Perth Wildcats	13	11	54.2%	103.1%
Illawarra Hawks	11	13	45.8%	101.8%
Eastside Spectres	11	13	45.8%	99.8%
Hobart Tassie Devils	10	14	41.7%	95.1%
Sydney Kings	10	14	41.7%	96.3%
Westside Saints	9	15	37.5%	97.8%
Melbourne Tigers	8	16	33.3%	95.5%
Geelong Supercats	0	24	0.0%	77.6%

## Play Offs

(3rd v. 6th & 4th v. 5th in Elimination Series; (3rd v. 6th) winner v. 2nd & (4th v. 5th) winner v. 1st in best of three game semi finals; winners meet in best of three game Grand Final Series)

## Elimination Finals

Canberra Cannons 107 dft. Newcastle Falcons 92  
Perth Wildcats 113 dft. Brisbane Bullets 98

## Semi Finals

Canberra Cannons dft. Adelaide 36ers 2-0 (100-91; 100-95)  
Nth Melb Giants dft. Perth Wildcats 2-1 (105-108; 137-113; 134-111)

## Grand Final

Canberra Cannons dft. Nth Melb Giants 2-1 (120-95; 101-117; 108-101)

# 1988 Player Averages

## Points Per Game

36.9	Andrew Gaze (24g) (Tigers)
32.7	Tim Dillon (24g) (Giants)
31.8	Joe Hurst (24g) (Devils)
30.3	Wayne McDaniel (24g) (Falcons)
29.3	Scott Fisher (24g) (Giants)

## Foul Shot %

87.0	Phil Smyth (24g) (Cannons) (94/108)
85.7	Leroy Loggins (24g) (Bullets) (78/91)
84.0	Jamie Kennedy (19g) (Cannons) (42/50)
83.3	Gary Gaspard (23g) (Hawks) (55/66)
83.1	Simon Cottrell (24g) (Cannons) (49/59)

## Offensive Rebounds

5.6	Mark Davis (22g) (36ers)
5.5	Willie Simmons (24g) (Cannons)
5.5	Dean Uthoff (24g) (Spectres)
4.9	Kendal Pinder (23g) (Wildcats)
4.6	James Bullock (24g) (Tigers)

## Total Rebounds

17.2	Dean Uthoff (24g) (Spectres)
14.0	James Bullock (24g) (Tigers)
13.7	Willie Simmons (24g) (Cannons)
13.6	Mark Davis (22g) (36ers)
13.5	Marc Ridlen (24g) (Kings)

## Steals

2.9	Phil Smyth (24g) (Cannons)
2.8	Jerry Dennard (24g) (Devils)
2.7	Bruce Bolden (24g) (Saints)
2.7	Scott Fisher (24g) (Giants)
2.6	Steve Carfino (24g) (Kings)

## Blocked Shots

3.7	Willie Simmons (24g) (Cannons)
2.5	Derick Polk (24g) (Falcons)
2.0	Leonard Mitchell (23g) (Supercats)
1.7	Bill Jones (24g) (36ers)
1.6	Mark Bradtke (21g) (36ers)

## Minutes Played

46.9	Andrew Gaze (24g) (Tigers)
46.7	Michael Johnson (24g) (Falcons)
45.9	Bruce Bolden (24g) (Saints)
45.4	James Bullock (24g) (Tigers)
45.1	Joe Hurst (24g) (Devils)

## Field Goal %

61.1	Emery Atkinson (24g) (Bullets) (181/296)
60.7	Paul Kuiper (21g) (Wildcats) (156/257)
59.8	Andrew Svaldenis (24g) (Kings) (70/117)
59.6	Dean Uthoff (24g) (Spectres) (195/327)
58.3	John Dorge (24g) (Bullets) (67/115)

## 3pt %

47.3	Phil Smyth (24g) (Cannons) (71/150)
46.8	Don Bickett (20g) (Hawks) (37/79)
45.1	Calvin Bruton (22g) (Wildcats) (51/113)
44.9	Shawn Dennis (24g) (Falcons) (31/69)
44.8	Ron Radliff (24g) (Bullets) (69/154)

## Defensive Rebounds

11.8	Dean Uthoff (24g) (Spectres)
9.4	James Bullock (24g) (Tigers)
9.2	Marc Ridlen (24g) (Kings)
8.7	Wayne McDaniel (24g) (Falcons)
8.6	Bruce Bolden (24g) (Saints)

## Assists

7.9	Brendan Joyce (24g) (Saints)
6.0	Steve Carfino (24g) (Kings)
5.8	Gordie McLeod (24g) (Hawks)
5.8	Kelvin Scarborough (18g) (Devils)
5.5	Phil Smyth (24g) (Cannons)

## Turnovers

5.3	Dean Uthoff (24g) (Spectres)
4.7	Kelvin Scarborough (18g) (Devils)
4.4	James Bullock (24g) (Tigers)
4.3	Leonard Mitchell (23g) (Supercats)
4.0	Bruce Bolden (24g) (Saints)

## Fouls

3.9	David Leslie (23g) (Supercats)
3.9	Don Bickett (20g) (Hawks)
3.7	Tim Dillon (24g) (Giants)
3.6	James Bullock (24g) (Tigers)
3.5	Bill Jones (24g) (36ers)

# 1989

Team	Won	Lost	Pct Wins	Pct Pts
Canberra Cannons		18	6	75.0% 106.0%
North Melbourne Giants		17	7	70.8% 110.8%
Perth Wildcats	16	8	66.7%	100.7%
Melbourne Tigers	16	8	66.7%	105.3%
Sydney Kings	15	9	62.5%	99.2%
Adelaide 36ers	15	9	62.5%	104.1%
Eastside Spectres	14	10	58.3%	102.9%
Brisbane Bullets	11	13	45.8%	102.8%
Westside Saints	8	16	33.3%	95.2%
Hobart Tassie Devils		8	16	33.3% 93.0%
Illawarra Hawks	7	17	29.2%	96.4%
Newcastle Falcons		6	18	25.0% 94.6%
Geelong Supercats		5	19	20.8% 89.8%

## Play Offs

(3rd v. 6th & 4th v. 5th in Elimination Series; (3rd v. 6th) winner v. 2nd & (4th v. 5th) winner v. 1st in semi finals; winners meet in Grand Final Series. All Series Best of Three Games)

## Elimination Finals

Sydney Kings dft. Melbourne Tigers 2-1 (117-105; 89-112; 85-83)

Perth Wildcats dft. Adelaide 36ers 2-1 (122-124; 114-94; 112-108)

## Semi Finals

Canberra Cannons dft. Sydney Kings 2-1 (108-98; 92-100; 142-82)

Nth Melb Giants dft. Perth Wildcats 2-1 (129-108; 108-111; 165-110)

## Grand Final

Nth Melb Giants dft. Canberra Cannons 2-0 (111-105; 111-97)

# 1989 Player Averages

## Points Per Game

34.6	Andrew Gaze (24g) (Tigers)
33.6	Wayne Mcdaniel (24g) (Devils)
32.4	Scott Fisher (23g) (Giants)
30.8	Jerry Everett (24g) (Falcons)
30.1	Tim Dillon (24g) (Giants)

## Foul Shot %

89.2	Scott Fisher (23g) (Giants) (132/148)
88.5	Darryl Pearce (24g) (36ers) (46/52)
87.3	Jamie Kennedy (24g) (Cannons) (48/55)
87.1	Mike Ellis (23g) (Wildcats) (74/85)
85.2	Trevor Torrance (23g) (Wildcats) (46/54)

## Offensive Rebounds

6.7	Dean Uthoff (23g) (Spectres)
6.1	Bill Jones (24g) (Falcons)
6.0	Mark Davis (24g) (36ers)
5.7	Scott Fisher (23g) (Giants)
5.2	Kendal Pinder (24g) (Wildcats)

## Total Rebounds

17.0	Dean Uthoff (23g) (Spectres)
14.4	Mark Davis (24g) (36ers)
14.3	Kendal Pinder (24g) (Wildcats)
13.4	Bruce Bolden (24g) (Saints)
13.3	Bill Jones (24g) (Falcons)

## Steals

3.1	Phil Smyth (23g) (Cannons)
2.8	Leroy Loggins (24g) (Bullets)
2.4	Andrew Gaze (24g) (Tigers)
2.4	Daren Rowe (24g) (Supercats)
2.3	Arne Duncan (13g) (Spectres)

## Blocked Shots

2.9	Neil Turner (21g) (Falcons)
2.8	Willie Simmons (24g) (Cannons)
2.3	James Crawford (17g) (Wildcats)
2.0	Bruce Bolden (24g) (Saints)
1.9	Tim Dillon (24g) (Giants)

## Defensive Assists

2.4	David Simmons (21g) (Tigers)
2.4	Daren Rowe (24g) (Supercats)
2.2	Andrew Gaze (24g) (Tigers)
2.0	Phil Smyth (23g) (Cannons)
1.9	Bill Jones (24g) (Falcons)

## Field Goal %

66.2	Dean Uthoff (23g) (Magic) (186/281)
66.0	Robert Sibley (24g) (Bullets) (157/238)
62.1	Mark Bradtke (21g) (36ers) (136/219)
62.0	Orlando Phillips (22g) (36ers) (183/295)
61.1	Bruce Bolden (24g) (Saints) (231/378)

## 3pt %

52.1	Scott Fisher (23g) (Giants) (38/73)
47.5	Jamie Kennedy (24g) (Cannons) (47/99)
47.0	Damian Keogh (23g) (Kings) (63/134)
46.9	Ray Gordon (24g) (Tigers) (30/64)
45.0	Ron Radliff (24g) (Bullets) (68/151)

## Defensive Rebounds

10.3	Dean Uthoff (23g) (Spectres)
9.4	David Colbert (23g) (Tigers)
9.0	Kendal Pinder (24g) (Wildcats)
8.5	Bruce Bolden (24g) (Saints)
8.4	Mark Davis (24g) (36ers)

## Assists

7.6	Andrew Gaze (24g) (Tigers)
7.6	Mike Ellis (23g) (Wildcats)
6.7	Brendan Joyce (24g) (Saints)
6.7	Greg Hubbard (24g) (Hawks)
5.6	Michael Johnson (24g) (Falcons)

## Turnovers

4.6	Dean Uthoff (23g) (Spectres)
4.5	Arne Duncan (13g) (Spectres)
4.4	Andrew Gaze (24g) (Tigers)
4.3	Daren Rowe (24g) (Supercats)
4.0	Greg Hubbard (24g) (Hawks)

## Fouls

4.4	Daren Rowe (24g) (Supercats)
4.1	Ben Tower (11g) (Spectres)
4.0	David Simmons (21g) (Tigers)
4.0	Darryl Martin (24g) (Saints)
4.0	Winston Crite (20g) (Bullets)

## Minutes Played

46.7	Michael Johnson (24g) (Falcons)
45.9	Brendan Joyce (24g) (Saints)
45.7	Andrew Gaze (24g) (Tigers)
45.6	David Colbert (23g) (Tigers)
45.0	Jerry Everett (24g) (Falcons)

# 1990

Team	Won	Lost	Pct Wins	Pct Pts
North Melbourne Giants	20	6	76.9%	107.6%
Eastside Spectres	18	8	69.2%	105.9%
Brisbane Bullets	18	8	69.2%	105.2%
Melbourne Tigers	17	9	65.4%	106.8%
Perth Wildcats	17	9	65.4%	104.8%
Sydney Kings	16	10	61.5%	104.0%
Canberra Cannons	16	10	61.5%	102.6%
Illawarra Hawks	13	13	50.0%	98.7%
Adelaide 36ers	12	14	46.1%	101.5%
Geelong Supercats	11	15	42.3%	100.1%
Gold Coast Cougars	9	17	34.6%	96.7%
Hobart Tassie Devils	8	18	30.8%	92.9%
Newcastle Falcons	4	22	15.4%	89.1%
Westside Saints	3	23	11.5%	86.5%

## Play Offs

(3rd v. 6th & 4th v. 5th in Elimination Series; (3rd v. 6th) winner v. 2nd & (4th v. 5th) winner v. 1st in semi finals; winners meet in Grand Final Series. All Series Best of Three Games)

## Elimination Finals

Brisbane Bullets dft. Sydney Kings 2-1 (87-98; 124-96; 107-104)

Perth Wildcats dft. Melbourne Tigers 2-0 (122-100; 123-113)

## Semi Finals

Brisbane Bullets dft. Eastside Spectres 2-0 (121-111; 120-119 (OT))

Perth Wildcats dft. Nth Melb Giants 2-1 (121-111; 110-131; 112-110 (OT))

## Grand Final

Perth Wildcats dft. Brisbane Bullets 2-1 (112-106; 90-106; 109-86)

# 1990 Player Averages

## Points Per Game

37.6	Andrew Gaze (22g) (Tigers)
34.6	Derek Rucker (25g) (Bullets)
33.9	Wayne Mcdaniel (25g) (Devils)
31.6	Bobby Locke (22g) (Supercats)
31.4	Scott Fisher (24g) (Giants)

## Blocked Shots

3.2	Daren Rowe (26g) (Supercats)
3.2	Greg Lazard (22g) (Falcons)
2.6	John DOrge (24g) (Supercats)
2.3	Leroy Combs (26g) (Rollers)
2.2	James Crawford (26g) (Wildcats)

## Assists

8.3	Shane Heal (24g) (Supercats)
7.5	Ricky Grace (26g) (Wildcats)
7.0	Greg Hubbard (26g) (Hawks)
6.9	Andrew Gaze (22g) (Tigers)
6.8	Derek Rucker (25g) (Bullets)

## Foul Shot %

88.6	Mike Ellis (26g) (Wildcats) (70/79)
88.5	Rod Johnson (26g) (Hawks) (46/52)
87.3	Andrew Gaze (22g) (Tigers) (151/173)
84.9	Leroy Loggins (26g) (Bullets) (73/86)
84.5	John Stelzer (26g) (Cannons) (60/71)

## Defensive Assists

2.5	John Dorge (24g) (Supercats)
2.3	Daren Rowe (26g) (Supercats)
2.2	David Colbert (26g) (Tigers)
2.0	David Simmons (26g) (Tigers)
1.8	Andrew Gaze (22g) (Tigers)

## Turnovers

4.4	Derek Rucker (25g) (Bullets)
4.1	Andrew Gaze (22g) (Tigers)
4.0	Wayne Mcdaniel (25g) (Devils)
3.8	David Simmons (26g) (Tigers)
3.8	James Bullock (26g) (Falcons)

## Offensive Rebounds

5.5	James Bullock (26g) (Falcons)
5.2	Dean Uthoff (26g) (Spectres)
5.0	Andre Moore (26g) (Bullets)
5.0	Mark Davis (24g) (36ers)
4.9	Dan Krebs (26g) (Devils)

## Field Goal %

67.0	Norman Taylor (26g) (Hawks) (292/436)
64.8	Dean Uthoff (26g) (Spectres) (195/301)
63.3	Robert Sibley (25g) (Bullets) (171/270)
62.3	Warrick Giddey (26g) (Tigers) (76/122)
61.1	Andre Moore (26g) (Bullets) (298/488)

## Fouls

4.2	Charlie Thomas (26g) (Cannons)
4.2	Paul Maley (26g) (Saints)
4.1	John Dorge (24g) (Supercats)
4.0	Richard Johnson (10g) (Saints)
3.8	David Simmons (26g) (Tigers)

## Total Rebounds

16.2	James Bullock (26g) (Falcons)
13.7	Dean Uthoff (26g) (Spectres)
13.1	Andre Moore (26g) (Bullets)
12.4	Dan Krebs (26g) (Devils)
12.0	Greg Lazard (22g) (Falcons)

## 3pt %

48.1	Greg Hubbard (26g) (Hawks) (64/133)
48.1	Peter Wain (26g) (Saints) (37/77)
47.3	Joe Hillman (26g) (Giants) (53/112)
47.3	Ricky Grace (26g) (Wildcats) (44/93)
47.3	Scott Fisher (24g) (Giants) (35/74)

## Minutes Played

47.0	Derek Rucker (25g) (Bullets)
46.0	Andrew Gaze (22g) (Tigers)
45.3	Michael Johnson (26g) (Falcons)
44.8	Bobby Locke (22g) (Supercats)
44.8	Andre Moore (26g) (Bullets)

## Steals

2.9	Leroy Loggins (26g) (Bullets)
2.9	Steve Carfino (24g) (Kings)
2.8	Derek Rucker (25g) (Bullets)
2.7	Ricky Grace (26g) (Wildcats)
2.7	Shane Heal (24g) (Supercats)

## Defensive Rebounds

10.8	James Bullock (26g) (Falcons)
8.5	Dean Uthoff (26g) (Spectres)
8.3	Greg Lazard (22g) (Falcons)
8.2	Andre Moore (26g) (Bullets)
8.0	Bruce Bolden (26g) (Spectres)

# 1991

Team	Won	Lost	Home	Road	Pct Wins	Pct Pts
Perth Wildcats	22	4	12-1	10-3	84.6%	109%
Eastside Spectres	17	9	10-3	7-6	65.4%	105%
Geelong Supercats	17	9	11-2	6-7	65.4%	105%
Adelaide 36ers	16	10	11-2	5-8	61.5%	105%
Melbourne Tigers	16	10	10-3	6-7	61.5%	101%
North Melbourne Giants	16	10	8-5	8-5	61.5%	107%
Sydney Kings	14	12	9-4	5-8	53.9%	101%
Gold Coast Rollers	14	12	8-5	6-7	53.9%	99%
Brisbane Bullets	13	13	8-5	5-8	50.0%	98%
Canberra Cannons	9	17	7-6	2-11	34.6%	98%
Sth Melbourne Saints	9	17	6-7	3-10	34.6%	92%
Hobart Tassie Devils	8	18	6-7	2-11	30.8%	92%
Illawarra Hawks	6	20	4-9	2-11	23.1%	94%
Newcastle Falcons	5	21	4-9	1-12	19.2%	91%

## Play Offs

(3rd v. 6th & 4th v. 5th in Elimination Series; (3rd v. 6th) winner v. 2nd & (4th v. 5th) winner v. 1st in semi finals; winners meet in Grand Final Series. All Series Best of Three Games)

## Elimination Finals

Nth Melb Giants dft. Geelong Supercats 2-1 (119-139; 136-116; 125-113)

Adelaide 36ers dft. Melbourne Tigers 2-0 (129-115; 132-96)

## Semi Finals

Eastside Spectres dft. Nth Melb Giants 2-0 (99-93; 115-104)

Perth Wildcats dft. Adelaide 36ers 2-0 (102-99; 108-104)

## Grand Final

Perth Wildcats dft. Eastside Spectres 2-1 (109-83; 81-86; 90-80)

# 1991 Player Averages

## Points Per Game

38.7	Andrew Gaze (26g) (Tigers)
30.7	Scott Fisher (26g) (Giants)
29.8	Jason Reese (26g) (Devils)
29.1	Mike Mitchell (26g) (Rollers)
28.4	Dwayne Mcclain (24g) (Kings)

## Foul Shot %

91.1	Leroy Loggins (26g) (Bullets) (144/158)
90.9	Simon Kerle (26g) (Saints) (50/55)
87.3	Andrew Gaze (26g) (Tigers) (227/260)
87.1	Jamie Kennedy (26g) (Cannons) (74/85)
86.3	Simon Cottrell (26g) (Cannons) (44/51)

## Offensive Rebounds

5.9	Mark Davis (26g) (36ers)
5.2	Andre Moore (26g) (Bullets)
5.0	Ken Mcclary (26g) (Kings)
5.0	Scott Fisher (26g) (Giants)
4.9	James Bullock (26g) (Falcons)

## Total Rebounds

16.0	James Bullock (26g) (Falcons)
15.3	Mark Davis (26g) (36ers)
14.2	Dean Uthoff (25g) (Spectres)
14.1	John Dorge (26g) (Supercats)
13.0	Ken Mcclary (26g) (Kings)

## Steals

3.2	Bobby Locke (24g) (Supercats)
2.6	Andrew Gaze (26g) (Tigers)
2.6	Andre Lafleur (26g) (Rollers)
2.5	Dwayne Mcclain (24g) (Kings)
2.5	Mike Mitchell (26g) (Rollers)

## Blocked Shots

4.5	John Dorge (26g) (Supercats)
2.1	Greg Stokes (24g) (Saints)
2.1	Mark Bradtke (26g) (36ers)
1.9	Andre Moore (26g) (Bullets)
1.6	Neil Turner (25g) (Falcons)

## Defensive Assists

2.7	John Dorge (26g) (Supercats)
2.5	David Simmons (26g) (Tigers)
2.2	Terry Dozier (26g) (Supercats)
1.9	Greg Stokes (24g) (Saints)
1.8	Andrew Gaze (26g) (Tigers)

## Field Goal %

70.2	Norman Taylor (17g) (Hawks) (174/248)
61.6	Warrick Giddey (26g) (Tigers) (69/112)
61.4	Dean Uthoff (25g) (Spectres) (178/290)
60.5	Paul Kuiper (21g) (Rollers) (118/195)
59.9	Chuck Harmison (26g) (Hawks) (91/152)

## 3pt %

51.9	Chad Tucker (23g) (Saints) (55/106)
48.7	Mike Mckay (24g) (36ers) (56/115)
48.4	Steven Whitehead (23g) (Tigers) (31/64)
46.2	Darren Perry (26g) (Spectres) (49/106)
45.7	Andre Lafleur (26g) (Rollers) (64/140)

## Defensive Rebounds

11.1	James Bullock (26g) (Falcons)
9.8	Dean Uthoff (25g) (Spectres)
9.5	John Dorge (26g) (Supercats)
9.4	Mark Davis (26g) (36ers)
8.3	Greg Stokes (24g) (Saints)

## Assists

8.7	Butch Hays (26g) (36ers)
8.4	Ricky Grace (26g) (Wildcats)
7.9	Andre Lafleur (26g) (Rollers)
7.7	Shane Heal (26g) (Supercats)
6.5	Bobby Locke (24g) (Supercats)

## Turnovers

4.9	Troy Truvillion (15g) (Falcons)
4.6	Dwayne Mcclain (24g) (Kings)
4.5	Andrew Gaze (26g) (Tigers)
4.4	Mike Mitchell (26g) (Rollers)
3.8	Wayne Engelstad (24g) (Devils)

## Fouls

5.0	David Simmons (26g) (Tigers)
4.8	John Dorge (26g) (Supercats)
4.7	Charlie Thomas (22g) (Cannons)
4.7	Grant Kruger (26g) (Falcons)
4.6	Justin Withers (26g) (Hawks)

## Minutes Played

46.4	Andrew Gaze (26g) (Tigers)
45.3	Mark Davis (26g) (36ers)
44.7	Mike Mitchell (26g) (Rollers)
44.6	Shane Heal (26g) (Supercats)
44.6	Scott Fisher (26g) (Giants)

# 1992

Team	Won	Lost	Home	Road	Pct Wins	Pct Pts
Sth East Melb Magic	20	4	12-0	8-4	83.3%	109%
Sydney Kings	17	7	10-2	7-5	70.8%	104%
Melbourne Tigers	15	9	9-3	6-6	62.5%	104%
North Melbourne Giants	14	10	10-2	4-8	58.3%	103%
Illawarra Hawks	13	11	9-3	4-8	54.2%	101%
Perth Wildcats	12	12	7-5	5-7	50.0%	101%
Brisbane Bullets	12	12	6-6	6-6	50.0%	97%
Canberra Cannons	11	12	7-5	4-8	45.8%	102%
Adelaide 36ers	11	13	6-6	5-7	45.8%	103%
Gold Coast Rollers	11	13	8-4	3-9	45.8%	96%
Hobart Tassie Devils	9	15	7-5	2-10	37.5%	97%
Newcastle Falcons	9	15	6-6	3-9	37.5%	96%
Geelong Supercats	2	22	2-10	0-12	8.3%	87%

## Play Offs

(1st v. 8th, 2nd v. 7th, 3rd v. 6th & 4th v. 5th in Quarter Final Series; (3rd v. 6th) v. (2nd v. 7th) & (4th v. 5th) v. (1st v. 8th) in semi finals; winners meet in Grand Final Series. All Series Best of Three Games)

## Quarter Finals

SE Melb Magic dft. Canberra Cannons 2-0 (91-89; 101-96)

Sydney Kings dft. Brisbane Bullets 2-0 (100-91; 130-123)

Melbourne Tigers dft. Perth Wildcats 2-1 (103-111; 95-94; 116-100)

Nth Melb Giants dft. Illawarra Hawks 2-0 (118-98; 123-104)

## Semi Finals

Melbourne Tigers dft. Sydney Kings 2-1 (122-112; 118-124; 101-95)

SE Melb Magic dft. Nth Melb Giants 2-0 (112-86; 127-106)

## Grand Final

SE Melb Magic dft. Melbourne Tigers 2-1 (98-116; 115-93; 95-88)

# 1992 Player Averages

## Points Per Game

35.3	Andrew Gaze (23g) (Tigers)
31.3	Bobby Locke (24g) (Supercats)
29.0	Lanard Copeland (24g) (Tigers)
28.6	Dwayne McClain (23g) (Kings)
28.5	Adrian Branch (23g) (Bullets)

## Foul Shot %

89.1	Calvin Bruton (20g) (Devils) (49/55)
86.2	Scott Fisher (24g) (Giants) (156/181)
86.0	Vince Hinchin (20g) (Wildcats) (43/50)
86.0	Joe Hurst (21g) (Devils) (43/50)
85.2	Michael Johnson (24g) (Falcons) (69/81)

## Defensive Rebounds

9.4	Mark Bradtke (17g) (36ers)
9.3	Bruce Bolden (24g) (Magic)
8.4	Mark Davis (24g) (36ers)
8.4	Andre Moore (24g) (Bullets)
8.2	Jason Reese (24g) (Cannons)

## Total Rebounds

14.8	Mark Bradtke (17g) (36ers)
14.2	Mark Davis (24g) (36ers)
13.0	Bruce Bolden (24g) (Magic)
12.8	Andre Moore (24g) (Bullets)
12.4	Ken McClary (22g) (Kings)

## Steals

3.3	Chris Harris (16g) (Supercats)
3.0	Leroy Loggins (21g) (Bullets)
2.7	Donald Whiteside (21g) (Devils)
2.6	Phil Smyth (24g) (Cannons)
2.5	Bobby Locke (24g) (Supercats)

## Blocked Shots

2.9	John Dorge (24g) (Magic)
2.7	Melvin Thomas (24g) (Hawks)
2.6	James Crawford (24g) (Wildcats)
1.8	Terry Dozier (21g) (Falcons)
1.8	Mark Bradtke (17g) (36ers)

## Defensive Assists

2.2	Terry Dozier (21g) (Falcons)
2.2	John Dorge (24g) (Magic)
2.1	Grant Kruger (24g) (Falcons)
1.7	Robert Sibley (24g) (Tigers)
1.6	Mark Dalton (24g) (Kings)

## Field Goal %

66.7	Dean Uthoff (24g) (Kings) (176/264)
62.6	Robert Sibley (24g) (Tigers) (112/179)
57.6	John Dorge (24g) (Magic) (129/224)
57.1	Pat Reidy (24g) (Giants) (149/261)
55.8	Terry Dozier (21g) (Falcons) (174/312)

## 3pt %

52.5	David GrahAm (20g) (Giants) (42/80)
49.5	Phil Smyth (24g) (Cannons) (53/107)
49.0	Scott Fisher (24g) (Giants) (25/51)
48.8	Paul Maley (24g) (Giants) (41/84)
47.0	Lachlan Armfield (24g) (Cannons) (31/66)

## Offensive Rebounds

5.8	Mark Davis (24g) (36ers)
5.5	Mark Bradtke (17g) (36ers)
5.2	Dean Uthoff (24g) (Kings)
5.1	Ken McClary (22g) (Kings)
4.5	Melvin Thomas (24g) (Hawks)

## Assists

9.6	Andre Lafleur (23g) (Rollers)
7.3	Ricky Grace (22g) (Wildcats)
7.3	Damian Keogh (24g) (Kings)
7.2	Phil Smyth (24g) (Cannons)
7.1	Shane HEal (24g) (Bullets)

## Turnovers

5.2	Andrew Gaze (23g) (Tigers)
4.6	Milt Newton (7g) (Magic)
4.4	Everette Stephens (24g) (Falcons)
4.3	Ricky Grace (22g) (Wildcats)
4.3	Adrian Branch (23g) (Bullets)

## Fouls

4.6	Graham Kubank (24g) (36ers)
4.6	David Simmons (24g) (Tigers)
4.5	Grant Kruger (24g) (Falcons)
4.3	John Dorge (24g) (Magic)
4.3	Larry Sengstock (24g) (Rollers)

## Minutes Played

45.9	Andrew Gaze (23g) (Tigers)
45.5	Doug Overton (24g) (Hawks)
45.0	Shane Heal (24g) (Bullets)
44.6	Greg Hubbard (24g) (Hawks)
44.4	Bobby Locke (24g) (Supercats)



# 1993

Team	Won	Lost	Home	Road	Pct Wins	Pct Pts
Perth Wildcats	21	5	12-1	9-4	80.8%	108%
Sth East Melb Magic	20	6	12-1	8-5	76.9%	114%
Melbourne Tigers	16	10	10-3	6-7	61.5%	104%
Brisbane Bullets	16	10	9-4	7-6	61.5%	104%
Newcastle Falcons	15	11	9-4	6-7	57.7%	100%
Illawarra Hawks	15	11	10-3	5-8	57.7%	99%
Adelaide 36ers	14	12	9-4	5-8	53.9%	103%
North Melbourne Giants	13	13	8-5	5-8	50.0%	105%
Canberra Cannons	12	14	9-4	3-10	46.1%	104%
Gold Coast Rollers	12	14	9-4	3-10	46.1%	99%
Sydney Kings	11	15	7-6	4-9	42.3%	95%
Geelong Supercats	7	19	5-8	2-11	26.9%	92%
Hobart Tassie Devils	6	20	3-10	3-10	23.1%	92%
Townsville Suns	4	22	2-11	2-11	15.4%	89%

## Play Offs

(1st v. 8th, 2nd v. 7th, 3rd v. 6th & 4th v. 5th in Quarter Final Series; (3rd v. 6th) v. (2nd v. 7th) & (4th v. 5th) v. (1st v. 8th) in semi finals; winners meet in Grand Final Series. All Series Best of Three Games)

## Quarter Finals

SE Melb Magic dft. Adelaide 36ers 2-0 (99-93; 102-87)  
 Perth Wildcats dft. Nth Melb Giants 2-1 (101-105; 108-98 (OT); 117-104)  
 Melbourne Tigers dft. Illawarra Hawks 2-0 (107-95; 108-98)  
 Brisbane Bullets dft. Newcastle Falcons 2-0 (125-99; 122-118)

## Semi Finals

Melbourne Tigers dft. SE Melb Magic 2-0 (108-106; 89-72)  
 Perth Wildcats dft. Brisbane Bullets 2-1 (97-101; 120-107; 119-80)

## Grand Final

Melbourne Tigers dft. Perth Wildcats 2-1 (117-113; 105-112; 104-102)

# 1993 Player Averages

## Points Per Game

33.0	Andrew Gaze (26g) (Tigers)
28.0	Ricky Jones (26g) (Suns)
26.9	Adrian Branch (26g) (Supercats)
26.2	Jason Reese (25g) (Giants)
26.0	Melvin Thomas (26g) (Hawks)

## Field Goal %

64.1	Paul Kuiper (20g) (Falcons) (93/145)
61.2	Robert Sibley (26g) (Tigers) (112/183)
59.2	Chuck Harmison (26g) (Hawks) (145/245)
58.4	Bruce Bolden (26g) (Magic) (206/353)
58.1	Dean Uthoff (24g) (Kings) (100/172)

## Foul Shot %

94.7	David Colbert (26g) (Bullets) (90/95)
90.6	Leroy Loggins (23g) (Bullets) (115/127)
88.7	Scott Fisher (26g) (Wildcats) (133/150)
86.0	Andrew Gaze (26g) (Tigers) (191/222)
83.5	Michael Morrison (26g) (Supercats) (71/85)

## 3pt %

47.1	Matt Witkowski (24g) (Cannons) (24/51)
45.0	Andre Lafleur (26g) (Rollers) (58/129)
43.7	Mick Corkeron (24g) (Hawks) (52/119)
43.6	Ricky Grace (26g) (Wildcats) (58/133)
43.6	Paul Maley (25g) (Giants) (58/133)

## Offensive Rebounds

5.2	Andre Moore (26g) (Bullets)
4.9	Mark Davis (23g) (36ers)
4.8	Cecil Exum (26g) (Supercats)
4.7	Ken McClary (17g) (Kings)
4.5	Dean Uthoff (24g) (Kings)

## Defensive Rebounds

9.2	Bruce Bolden (26g) (Magic)
8.8	Terry Dozier (25g) (Falcons)
8.0	Mark Davis (23g) (36ers)
7.9	Melvin Thomas (26g) (Hawks)
7.5	Mark Bradtke (26g) (Tigers)

## Total Rebounds

12.9	Mark Davis (23g) (36ers)
12.8	Bruce Bolden (26g) (Magic)
12.4	Andre Moore (26g) (Bullets)
12.0	Dean Uthoff (24g) (Kings)
11.7	Mark Bradtke (26g) (Tigers)

## Assists

9.1	Andre Lafleur (26g) (Rollers)
8.5	Robert Rose (26g) (Magic)
7.1	Ricky Grace (26g) (Wildcats)
6.9	Shane Heal (26g) (Bullets)
6.1	Butch Hays (26g) (Hawks)

## Steals

3.3	Robert Rose (26g) (Magic)
2.8	Leroy Loggins (23g) (Bullets)
2.7	Andre Lafleur (26g) (Rollers)
2.6	Andrew Gaze (26g) (Tigers)
2.6	Dwayne McClain (26g) (Kings)

## Turnovers

4.6	Andrew Gaze (26g) (Tigers)
4.3	Dwayne McClain (26g) (Kings)
4.3	Mike Mitchell (26g) (Rollers)
4.3	Adrian Branch (26g) (Supercats)
4.2	Melvin Thomas (26g) (Hawks)

## Blocked Shots

2.2	Ricky Jones (26g) (Suns)
1.9	Andre Moore (26g) (Bullets)
1.7	Wayne Womack (7g) (Kings)
1.7	Mark Bradtke (26g) (Tigers)
1.6	Melvin Thomas (26g) (Hawks)

## Fouls

4.7	Grant Kruger (26g) (Falcons)
4.3	Ray Borner (26g) (Supercats)
4.3	David Robinson (17g) (36ers)
4.2	Rimas Kurtinaitis (21g) (Suns)
4.2	David Simmons (26g) (Tigers)

## Defensive Assists

1.9	Butch Hays (26g) (Hawks)
1.8	Chuck Harmison (26g) (Hawks)
1.7	Melvin Thomas (26g) (Hawks)
1.7	Ricky Jones (26g) (Suns)
1.7	Tony Ronaldson (26g) (Magic)

## Minutes Played

46.4	Robert Rose (26g) (Magic)
45.7	Butch Hays (26g) (Hawks)
45.7	Andrew Gaze (26g) (Tigers)
45.4	Terry Dozier (25g) (Falcons)
45.1	Andre Lafleur (26g) (Rollers)



# 1994

Team	Won	Lost	Home	Road	Pct Wins	Pct Pts
Melbourne Tigers	19	7	12-1	7-6	73.1%	104%
North Melbourne Giants	19	7	9-4	10-3	73.1%	111%
Sth East Melb Magic	18	8	11-2	7-6	69.2%	112%
Adelaide 36ers	18	8	10-3	8-5	69.2%	112%
Brisbane Bullets	18	8	9-4	9-4	69.2%	106%
Perth Wildcats	16	10	10-3	6-7	61.5%	104%
Sydney Kings	16	10	10-3	6-7	61.5%	103%
Illawarra Hawks	13	13	8-5	5-8	50.0%	96%
Newcastle Falcons	13	13	7-6	6-7	50.0%	100%
Gold Coast Rollers	10	16	7-6	3-10	38.5%	99%
Canberra Cannons	7	19	5-8	2-11	26.9%	90%
Geelong Supercats	7	19	4-9	3-10	26.9%	95%
Townsville Suns	6	20	3-10	3-10	23.1%	85%
Hobart Tassie Devils	2	24	2-11	0-13	7.7%	87%

## Play Offs

(1st v. 8th, 2nd v. 7th, 3rd v. 6th & 4th v. 5th in Quarter Final Series; (3rd v. 6th) v. (2nd v. 7th) & (4th v. 5th) v. (1st v. 8th) in semi finals; winners meet in Grand Final Series. All Series Best of Three Games)

## Quarter Finals

SE Melb Magic dft. Perth Wildcats 2-0 (113-82; 100-86 OT)  
 Adelaide 36ers dft. Brisbane Bullets 2-1 (105-116; 99-91; 101-84)  
 Melbourne Tigers dft. Illawarra Hawks 2-0 (107-85; 119-83)  
 Nth Melb Giants dft. Sydney Kings 2-1 (109-131; 112-91; 104-95)

## Semi Finals

Adelaide 36ers dft. Melbourne Tigers 2-0 (101-88; 110-101)  
 Nth Melb Giants dft. SE Melb Magic 2-0 (108-87; 79-76)

## Grand Final

Nth Melb Giants dft. Adelaide 36ers 2-0 (95-93 OT; 117-98)

# 1994 Player Averages

## Points Per Game

34.2	Andrew Gaze (26g) (Tigers)
27.5	Leon Trimmingham (26g) (Kings)
27.3	Ricky Jones (26g) (Suns)
26.7	Melvin Thomas (24g) (Hawks)
25.7	Leroy Loggins (26g) (Bullets)

## Foul Shot %

91.0	Andrew Parkinson (26g) (Magic) (131/144)
90.1	Andrew Gaze (26g) (Tigers) (237/263)
88.1	Shane Heal (25g) (Bullets) (89/101)
87.2	Robert Rose (22g) (36ers) (95/109)
86.2	Brett Maher (26g) (36ers) (56/65)

## Defensive Rebounds

10.5	Mark Bradtke (26g) (Tigers)
8.7	Jason Reese (26g) (Cannons)
8.5	Mark Davis (26g) (36ers)
7.7	Melvin Thomas (24g) (Hawks)
7.3	Leon Trimmingham (26g) (Kings)

## Total Rebounds

14.4	Mark Bradtke (26g) (Tigers)
12.9	Mark Davis (26g) (36ers)
12.2	Jason Reese (26g) (Cannons)
11.0	Melvin Thomas (24g) (Hawks)
10.8	Leon Trimmingham (26g) (Kings)

## Steals

4.7	Darryl McDonald (26g) (Giants)
2.9	Derek Rucker (25g) (Falcons)
2.9	Everette Stephens (25g) (Supercats)
2.8	Darryl Johnson (20g) (Suns)
2.6	Adonis Jordan (23g) (Magic)

## Blocked Shots

2.9	Keith Nelson (16g) (Devils)
2.3	Ricky Jones (26g) (Suns)
2.2	MELvin Thomas (24g) (Hawks)
2.2	Leon Trimmingham (26g) (Kings)
1.9	John Dorge (18g) (Magic)

## Defensive Assists

2.2	Ricky Jones (26g) (Suns)
1.8	Butch Hays (26g) (Hawks)
1.8	Melvin Thomas (24g) (Hawks)
1.7	Grant Kruger (25g) (Falcons)
1.7	Graham Kubank (21g) (Suns)

## Field Goal %

65.0	Dean Uthoff (26g) (Kings) (102/157)
61.2	Tony De Ambrosis (26g) (Rollers) (120/196)
59.7	Paul Kuiper (26g) (Falcons) (92/154)
59.7	David Simmons (26g) (Tigers) (181/303)
59.3	Paul Rees (26g) (Giants) (115/194)

## 3pt %

49.3	Butch HAYS (26g) (Hawks) (31/63)
47.6	Brett Maher (26g) (36ers) (49/103)
45.0	Mario Donaldson (26g) (Kings) (45/100)
44.4	Adonis Jordan (23g) (Magic) (71/160)
44.3	Phil Smyth (26g) (36ers) (35/79)

## Offensive Rebounds

4.4	Mark Davis (26g) (36ers)
3.8	Mark Bradtke (26g) (Tigers)
3.8	Cecil Exum (26g) (Supercats)
3.8	Keith Nelson (16g) (Devils)
3.7	Scott Fisher (26g) (Wildcats)

## Assists

10.6	Derek Rucker (25g) (Falcons)
10.2	Darryl McDonald (26g) (Giants)
8.4	Fred Cofield (11g) (Cannons)
8.3	Adonis Jordan (23g) (Magic)
8.0	Andre Lafleur (20g) (Rollers)

## Turnovers

6.6	Lamont Middleton (7g) (Devils)
6.5	Fred Cofield (11g) (Cannons)
6.1	Keith Nelson (16g) (Devils)
5.6	Andrew Gaze (26g) (Tigers)
5.4	Darryl McDonald (26g) (Giants)

## Fouls

4.7	Calvin Talford (26g) (Devils)
4.5	David Simmons (26g) (Tigers)
4.4	Keith Nelson (16g) (Devils)
4.4	Lamont Middleton (7g) (Devils)
4.4	Larry Sengstock (26g) (Giants)

## Minutes Played

47.4	Andrew Gaze (26g) (Tigers)
46.4	Darryl Johnson (20g) (Suns)
46.2	Butch Hays (26g) (Hawks)
45.9	Fred Cofield (11g) (Cannons)
45.9	Derek Rucker (25g) (Falcons)

# 1995

Team	Won	Lost	Home	Road	Pct Wins	Pct Pts
Perth Wildcats	19	7	10-3	9-4	73.1%	104%
Sth East Melb Magic		18	8	8-5	10-3	69.2% 108%
North Melbourne Giants		18	8	8-5	10-3	69.2% 107%
Adelaide 36ers	17	9	10-3	7-6	65.4%	102%
Newcastle Falcons		17	9	9-4	8-5	65.4% 100%
Brisbane Bullets	16	10	10-3	6-7	61.5%	104%
Illawarra Hawks	14	12	8-5	6-7	53.9%	102%
Melbourne Tigers	14	12	9-4	5-8	53.9%	105%
Canberra Cannons		12	14	7-6	5-8	46.1% 100%
Sydney Kings	10	16	5-8	5-8	38.5%	96%
Townsville Suns	9	17	6-7	3-10	34.6%	98%
Geelong Supercats		9	17	6-7	3-10	34.6% 94%
Gold Coast Rollers		5	21	4-9	1-12	19.2% 92%
Hobart Tassie Devils		4	22	3-10	1-12	15.4% 90%

## Play Offs

(1st v. 8th, 2nd v. 7th, 3rd v. 6th & 4th v. 5th in Quarter Final Series; (3rd v. 6th) v. (2nd v. 7th) & (4th v. 5th) v. (1st v. 8th) in semi finals; winners meet in Grand Final Series. All Series Best of Three Games)

## Quarter Finals

SE Melb Magic dft. Illawarra Hawks 2-1 (108-113; 92-89; 93-75)

Adelaide 36ers dft. Newcastle Falcons 2-1 (93-101; 94-84; 99-92)

Perth Wildcats dft. Melbourne Tigers 2-1 (91-103; 108-99; 96-92)

Nth Melb Giants dft. Brisbane Bullets 2-0 (115-105; 130-99)

## Semi Finals

Perth Wildcats dft. Adelaide 36ers 2-0 (95-78; 85-76)

Nth Melb Giants dft. SE Melb Magic 2-1 (98-77; 79-98; 107-92)

## Grand Final

Perth Wildcats dft. Nth Melb Giants 2-1 (97-104; 97-88; 108-88)

# 1995 Player Averages

## Points Per Game

34.6	Andrew Gaze (26g) (Tigers)
30.3	Derek Rucker (26g) (Suns)
27.5	Leon Trimmingham (26g) (Kings)
27.5	Melvin Thomas (26g) (Hawks)
26.3	Robert Rose (26g) (36ers)

## Foul Shot %

90.1	Andrew Gaze (26g) (Tigers) (218/242)
89.2	Derek Rucker (26g) (Suns) (148/166)
89.0	Peter Hill (24g) (Rollers) (81/91)
88.7	Scott Fisher (23g) (Wildcats) (94/106)
88.5	Brett Maher (26g) (36ers) (69/78)

## Offensive Rebounds

5.0	Reggie Smith (26g) (Falcons)
4.9	Clarence Tyson (26g) (Suns)
4.6	John Dorge (26g) (Magic)
4.3	Mark Davis (25g) (36ers)
4.3	Leon Trimmingham (26g) (Kings)

## Total Rebounds

15.4	Reggie Smith (26g) (Falcons)
14.7	Clarence Tyson (26g) (Suns)
12.5	John Dorge (26g) (Magic)
12.0	Mark Davis (25g) (36ers)
11.2	Leon Trimmingham (26g) (Kings)

## Steals

3.8	Darryl McDonald (26g) (Giants)
2.5	Robert Rose (26g) (36ers)
2.5	Derek Rucker (26g) (Suns)
2.4	Steve Woodberry (16g) (Rollers)
2.3	Andrew Vlahov (26g) (Wildcats)

## Blocked Shots

3.2	John Dorge (26g) (Magic)
2.8	Simon Dwight (23g) (Cannons)
2.4	Reggie Smith (26g) (Falcons)
2.2	Leon Trimmingham (26g) (Kings)
1.8	Melvin Thomas (26g) (Hawks)

## Defensive Assists

2.1	Melvin Thomas (26g) (Hawks)
1.8	Grant Kruger (26g) (Falcons)
1.8	Butch Hays (26g) (Falcons)
1.7	Shane Froling (23g) (Suns)
1.7	Jason Cameron (26g) (Suns)

## Field Goal %

62.4	Clarence Tyson (26g) (Suns) (262/420)
61.3	Jervagh Scales (26g) (Cannons) (272/444)
59.6	Blair Smith (25g) (Tigers) (102/171)
59.4	Paul Rees (26g) (Giants) (171/288)
59.2	Sam Mackinnon (23g) (Magic) (129/218)

## 3pt %

47.9	Terry Johnson (26g) (Hawks) (34/71)
47.2	Darryl Pearce (21g) (Giants) (34/72)
44.2	Aaron Trahair (24g) (Wildcats) (53/120)
43.8	Peter Hill (24g) (Rollers) (67/153)
43.0	Mick Corkeron (20g) (Hawks) (43/100)

## Defensive Rebounds

10.3	Reggie Smith (26g) (Falcons)
9.8	Clarence Tyson (26g) (Suns)
7.9	John Dorge (26g) (Magic)
7.7	Mark Davis (25g) (36ers)
7.4	Melvin Thomas (26g) (Hawks)

## Assists

10.3	Darryl McDonald (26g) (Giants)
8.9	Ricky Grace (25g) (Wildcats)
8.3	Derek Rucker (26g) (Suns)
8.0	Andrew Gaze (26g) (Tigers)
7.4	StEvE Woodberry (16g) (Rollers)

## Turnovers

5.4	Melvin Thomas (26g) (Hawks)
4.8	Darryl McDonald (26g) (Giants)
4.7	Andrew Gaze (26g) (Tigers)
4.7	Jervagh Scales (26g) (Cannons)
4.4	Leon Trimmingham (26g) (Kings)

## Fouls

5.1	David Stiff (19g) (Devils)
4.7	John Dorge (26g) (Magic)
4.7	David Simmons (26g) (Tigers)
4.6	Andrew Svaldenis (20g) (Supercats)
4.6	Mike Mitchell (26g) (Bullets)

## Minutes Played

47.6	Robert Rose (26g) (36ers)
46.9	Andre Lafleur (26g) (Hawks)
46.8	Derek Rucker (26g) (Suns)
46.7	Andrew Gaze (26g) (Tigers)
46.4	Fred Cofield (25g) (Cannons)

# 1996

Team	Won	Lost	Home	Road	Pct Wins	Pct Pts
Melbourne Tigers	21	5	10-3	11-2	80.8%	107%
Sth East Melb Magic	19	7	11-2	8-5	73.1%	112%
Perth Wildcats	16	10	8-5	8-5	61.5%	104%
Canberra Cannons	16	10	10-3	6-7	61.5%	108%
Sydney Kings	16	10	11-2	5-8	61.5%	105%
Adelaide 36ers	16	10	11-2	5-8	61.5%	104%
North Melbourne Giants	15	11	10-3	5-8	57.7%	99%
Brisbane Bullets	14	12	8-5	6-7	53.9%	107%
Newcastle Falcons	11	15	6-7	5-8	42.3%	97%
Illawarra Hawks	9	17	6-7	3-10	34.6%	98%
Townsville Suns	9	17	6-7	3-10	34.6%	91%
Hobart Tassie Devils	8	18	4-9	4-9	30.8%	93%
Geelong Supercats	6	20	5-8	1-12	23.1%	91%
Gold Coast Rollers	6	20	4-9	2-11	23.1%	89%

## Play Offs

(1st v. 8th, 2nd v. 7th, 3rd v. 6th & 4th v. 5th in Quarter Final Series; (3rd v. 6th) v. (2nd v. 7th) & (4th v. 5th) v. (1st v. 8th) in semi finals; winners meet in Grand Final Series. All Series Best of Three Games)

## Quarter Finals

SE Melb Magic dft. Nth Melb Giants 2-0 (96-82; 87-77)

Adelaide 36ers dft. Perth Wildcats 2-1 (103-93; 92-115; 114-104)

Canberra Cannons dft. Sydney Kings 2-1 (89-113; 146-99; 101-89)

Melbourne Tigers dft. Brisbane Bullets 2-1 (97-118; 96-87; 111-93)

## Semi Finals

SE Melb Magic dft. Adelaide 36ers 2-0 (87-86; 112-81)

Melbourne Tigers dft. Canberra Cannons 2-1 (87-98; 100-82; 91-87)

## Grand Final

SE Melb Magic dft. Melbourne Tigers 2-1 (89-100; 88-84; 107-70)

# 1996 Player Averages

## Points Per Game

32.4	Andrew Gaze (26g) (Tigers)
29.5	Robert Rose (22g) (Cannons)
26.8	Derek Rucker (23g) (Suns)
24.4	Isaac Burton (26g) (Kings)
24.0	Shane Heal (23g) (Kings)

## Foul Shot %

96.4	Brett Maher (26g) (36ers) (53/55)
92.1	Andrew Gaze (26g) (Tigers) (197/214)
87.4	Scott Fisher (24g) (Wildcats) (97/111)
87.2	Tim Brenton (25g) (Devils) (75/86)
87.0	Billy Mccaffrey (26g) (Magic) (87/100)

## Offensive Rebounds

4.4	Ray Owes (25g) (Supercats)
4.4	Clarence Tyson (24g) (Suns)
4.3	Marcus Timmons (26g) (Hawks)
4.2	Mike Mitchell (26g) (Bullets)
4.2	Chad McClendon (26g) (Rollers)

## Total Rebounds

14.1	Clarence Tyson (24g) (Suns)
14.0	Ray Owes (25g) (Supercats)
12.3	Marcus Timmons (26g) (Hawks)
11.5	Mark Bradtke (26g) (Tigers)
11.4	David Van Dyke (25g) (Falcons)

## Steals

4.1	Darryl Mcdonald (26g) (Giants)
4.0	Ira Bowman (13g) (Rollers)
3.2	Isaac Burton (26g) (Kings)
3.0	Darnell Mee (25g) (Cannons)
2.7	Rick Brunson (26g) (36ers)

## Blocked Shots

4.3	David Van Dyke (25g) (Falcons)
3.5	Simon Dwight (26g) (Cannons)
2.0	Ray OWes (25g) (Supercats)
1.9	Melvin Thomas (26g) (Kings)
1.7	Paul Rees (26g) (Giants)

## Defensive Assists

2.0	David Stiff (26g) (Devils)
1.9	David Van Dyke (25g) (Falcons)
1.8	Simon Dwight (26g) (Cannons)
1.4	Butch Hays (26g) (Falcons)
1.3	Clarence Tyson (24g) (Suns)

## Field Goal %

62.6	Chris Anstey (25g) (Magic) (107/171)
60.0	Paul Rees (26g) (Giants) (144/240)
59.8	John Dorge (26g) (Magic) (134/224)
58.7	Mark Bradtke (26g) (Tigers) (246/419)
58.3	Shane Froling (26g) (Suns) (63/108)

## 3pt %

44.2	Isaac Burton (26G) (Kings) (49/106)
44.0	Robert Rose (22g) (Cannons) (70/159)
43.7	Shane Heal (23g) (Kings) (101/231)
43.2	Brett Maher (26g) (36ers) (70/162)
41.6	Anthony Stewart (26g) (Wildcats) (52/125)

## Defensive Rebounds

9.8	Clarence Tyson (24g) (Suns)
9.5	Ray Owes (25g) (Supercats)
8.2	Mark Bradtke (26g) (Tigers)
8.0	David Van Dyke (25g) (Falcons)
8.0	Marcus Timmons (26g) (Hawks)

## Assists

10.2	Darryl Mcdonald (26g) (Giants)
8.5	Andrew Gaze (26g) (Tigers)
8.2	Derek Rucker (23g) (Suns)
6.9	Andre Lafleur (26g) (Hawks)
6.6	Rick Brunson (26g) (36ers)

## Turnovers

4.7	Andrew Gaze (26g) (Tigers)
4.5	Jonathan Roberts (26g) (Devils)
4.5	Rick Brunson (26g) (36ers)
4.2	Peter Harvey (26g) (Rollers)
4.2	Ira Bowman (13g) (Rollers)

## Fouls

5.0	David Stiff (26g) (Devils)
4.5	Leon Trimmingham (26g) (36ers)
4.4	David Van Dyke (25g) (Falcons)
4.3	David Simmons (26g) (Tigers)
4.3	Chad McClendon (26g) (Rollers)

## Minutes Played

47.0	Andrew Gaze (26g) (Tigers)
46.8	Robert Rose (22g) (Cannons)
45.8	Derek Rucker (23g) (Suns)
45.7	Jerome Scott (26g) (DeVils)
45.4	Darryl Mcdonald (26g) (Giants)

# 1997

Team	Won	Lost	Home	Road	Pct Wins	Pct Pts
Sth East Melb Magic	22	8	12-3	10-5	73.3%	107%
Melbourne Tigers	19	11	9-6	10-5	63.3%	102%
North Melbourne Giants	18	12	9-6	9-6	60.0%	102%
Perth Wildcats	17	13	10-5	7-8	56.7%	104%
Brisbane Bullets	15	15	10-5	5-10	50.0%	98%
Canberra Cannons	15	15	11-4	4-11	50.0%	101%
Adelaide 36ers	14	16	7-8	7-8	46.7%	102%
Townsville Suns	14	16	9-6	5-10	46.7%	102%
Newcastle Falcons	12	18	7-8	5-10	40.0%	94%
Sydney Kings	12	18	8-7	4-11	40.0%	98%
Illawarra Hawks	7	23	4-11	3-12	23.3%	91%

## Play Offs

(3rd v. 6th & 4th v. 5th in Elimination Series; (3rd v. 6th) winner v. 2nd & (4th v. 5th) winner v. 1st in semi finals; winners meet in Grand Final Series. All Series Best of Three Games)

## Elimination Finals

Nth Melb Giants dft. Canberra Cannons 2-1 (93-104; 108-98; 102-75)  
 Perth Wildcats dft. Brisbane Bullets 2-0 (81-79; 88-71)

## Semi Finals

SE Melb Magic dft. Perth Wildcats 2-0 (92-82; 96-69)  
 Melbourne Tigers dft. Nth Melb Giants 2-0 (107-99; 112-105)

## Grand Final

Melbourne Tigers dft. SE Melb Magic 2-1 (111-74; 78-84; 93-83)

# 1997 Player Averages

## Points Per Game

31.5	Andrew Gaze (30g) (Tigers)
25.9	Derek Rucker (30g) (Suns)
23.3	Robert Rose (30g) (Cannons)
23.1	Clayton Ritter (28g) (Hawks)
22.9	Lanard Copeland (30g) (Tigers)

## Foul Shot %

88.2	Dylan Rigdon (15g) (Hawks) (112/127)
88.1	Simon Kerle (30g) (Suns) (74/84)
87.0	Mario Donaldson (30g) (Cannons) (47/54)
85.0	Leroy Loggins (30g) (Bullets) (108/127)
84.8	John Rillie (30g) (36ers) (56/66)

## Offensive Rebounds

4.9	Jarvis Lang (8g) (Tigers)
4.3	Clarence Tyson (25g) (Suns)
4.1	Marcus Timmons (17g) (Tigers)
4.0	Mark Bradtke (25g) (Tigers)
3.9	Chris Anstey (28g) (Magic)

## Total Rebounds

13.7	Clarence Tyson (25g) (Suns)
12.7	Mark Bradtke (25g) (Tigers)
10.7	Melvin Thomas (30g) (Kings)
10.0	Chris Anstey (28g) (Magic)
9.4	Marcus Timmons (17g) (Tigers)

## Steals

3.2	Darryl Mcdonald (30g) (Giants)
3.0	Isaac Burton (30g) (Kings)
2.6	Derek Rucker (30g) (Suns)
1.9	Leroy Loggins (30g) (Bullets)
1.9	Steve Woodberry (30g) (Bullets)

## Blocked Shots

4.3	Simon Dwight (30g) (Cannons)
3.4	David Van Dyke (20g) (Wildcats)
1.8	Chris Anstey (28g) (Magic)
1.6	Mark Bradtke (25g) (Tigers)
1.6	Marcus Timmons (17g) (Tigers)

## Defensive Assists

4.2	Simon Dwight (30g) (Cannons)
2.4	David Van Dyke (20g) (Wildcats)
1.6	Chris Anstey (28g) (Magic)
1.3	Jason Cameron (30g) (Suns)
1.2	Robert Rose (30g) (Cannons)

## Field Goal %

63.9	Ben Pepper (30g) (Falcons) (117/183)
61.3	Clarence Tyson (25g) (Suns) (228/372)
58.9	Tony De Ambrosis (28g) (Suns) (129/219)
57.2	David Stiff (30g) (Giants) (166/290)
55.4	Brett Wheeler (30g) (36ers) (133/240)

## 3pt %

46.5	Brett Maher (30g) (36ers) (112/241)
46.2	Matt Campbell (30g) (Hawks) (49/106)
43.4	Tonny Jensen (30g) (Falcons) (79/182)
42.3	Andrew Parkinson (29g) (Magic) (33/78)
41.9	Jason Cameron (30g) (Suns) (75/179)

## Defensive Rebounds

9.4	Clarence Tyson (25g) (Suns)
8.6	Mark Bradtke (25g) (Tigers)
7.4	Melvin Thomas (30g) (Kings)
7.0	Simon Dwight (30g) (Cannons)
6.2	Chris Anstey (28g) (Magic)

## Assists

8.8	Darryl Mcdonald (30g) (Giants)
7.6	Derek Rucker (30g) (Suns)
7.5	Ricky Grace (30g) (Wildcats)
6.5	Andrew Gaze (30g) (Tigers)
5.9	Robert Rose (30g) (Cannons)

## Turnovers

4.7	Andrew Gaze (30g) (Tigers)
4.6	Jarvis Lang (8g) (Tigers)
4.5	Bryan Edwards (13g) (Hawks)
4.5	Ricky Grace (30g) (Wildcats)
4.2	Darryl Mcdonald (30g) (Giants)

## Fouls

4.7	David Stiff (30g) (Giants)
4.6	David Simmons (30g) (Falcons)
4.4	Clayton Ritter (28g) (Hawks)
4.1	Leon Trimmingham (29g) (36ers)
4.1	Butch Hays (30g) (Falcons)

## Minutes Played

48.1	Andrew Gaze (30g) (Tigers)
46.5	Robert Rose (30g) (Cannons)
46.3	Darryl Mcdonald (30g) (Giants)
45.4	Steve Woodberry (30g) (Bullets)
45.2	Derek Rucker (30g) (Suns)

# 1998

Team	Won	Lost	Home	Road	Pct Wins	Pct Pts
Sth East Melb Magic	26	4	14-1	12-3	87%	113.3%
Adelaide 36ers	19	11	12-3	7-8	63%	106.2%
Perth Wildcats	17	13	9-6	8-7	57%	104.1%
Brisbane Bullets	16	14	8-7	8-7	53%	101.4%
Melbourne Tigers	16	14	9-6	7-8	53%	101.8%
Illawarra Hawks	14	16	8-7	6-9	47%	96.0%
Canberra Cannons	14	16	6-9	8-7	47%	96.9%
Sydney Kings	13	17	8-7	5-10	43%	95.7%
Townsville Suns	12	18	6-9	6-9	40%	97.8%
North Melbourne Giants	9	21	8-7	1-14	30%	94.4%
Newcastle Falcons	9	21	4-11	5-10	30%	94.6%

## Play Offs

(3rd v. 6th & 4th v. 5th in Elimination Series; (3rd v. 6th) winner v. 2nd & (4th v. 5th) winner v. 1st in semi finals; winners meet in Grand Final Series. All Series Best of Three Games)

## Elimination Finals

Brisbane Bullets dft. Melbourne Tigers 2-0 (93-80, 114-81)

Perth Wildcats dft. Illawarra Hawks 2-0 (95-85, 120-97)

## Semi Finals

SE Melb Magic dft. Brisbane Bullets 2-0 (106-98, 90-84)

Adelaide 36ers dft. Perth Wildcats 2-0 (114-97, 117-110)

## Grand Final

Adelaide 36ers dft. SE Melb Magic 2-0 (100-93, 90-62)

# 1998 Player Averages

## Points Per Game

31.8	Andrew Gaze (30g) (Tigers)
27.5	Derek Rucker (29g) (Suns)
25.9	Steve Woodberry (30g) (Bullets)
25.2	Clayton Ritter (30g) (Hawks)
23.2	Lanard Copeland (24g) (Tigers)

## Foul Shot %

92.0	Steve Woodberry (30g) (Bullets) (138/150)
90.4	Mike Mckay (30g) (Cannons) (75/83)
89.1	Andrew Gaze (30g) (Tigers) (188/211)
88.4	Derek Rucker (29g) ((Suns)(175/198)
87.7	Robert Rose (29g) (Cannons) (142/162)

## Offensive Rebounds

4.8	Chuck Kornegay (28g) (Bullets)
3.9	Ben Melmeth (30g) (Falcons)
3.7	Melvin THomas (30g) (Cannons)
3.5	Ray Owes (30g) (Suns)
3.5	Scott Fisher (28g) (Wildcats)

## Total Rebounds

12.6	Ray Owes (30g) (Suns)
12.4	Ben Melmeth (30g) (Falcons)
11.7	Chuck Kornegay (28g) (Bullets)
9.9	Mark Bradtke (28g) (Tigers)
9.4	Evers Burns (22g) (Kings)

## Steals

3.0	Clinton Mcdaniel (20g) (Magic)
2.7	Elliot Hatcher (30g) (Hawks)
2.7	Derek Rucker (29g) (Suns)
2.3	Darryl Mcdonald (17g) (Giants)
2.2	Darnell Mee (30g) (36ers)

## Blocked Shots

2.6	Simon Dwight (29g) (Cannons)
1.8	Chuck Kornegay (28g) (Bullets)
1.7	RAy Owes (30g) (Suns)
1.6	Mark Bradtke (28g) (Tigers)
1.2	Darnell Mee (30g) (36ers)

## Defensive Assists

2.3	Simon Dwight (29g) (Cannons)
1.2	Isaac Burton (29g) (Falcons)
1.2	David Stiff (30g) (Giants)
1.1	Andrew Gaze (30g) (Tigers)
1.0	Butch Hays (8g) (Giants)

## Field Goal %

60.8	Brett Wheeler (30g) (Magic) (141/232)
60.5	Blair Smith (30g) (Tigers) (75/124)
59.3	Bruce Bolden (30g) (Kings) (124/209)
55.6	Eric Cooks (30g) (Hawks) (144/259)
55.4	Ray Borner (30g) (Cannons) (67/121)

## 3pt %

50.0	Jason Smith (29g) (MAgic) (40/80)
47.6	Mike Mckay (30g) (Cannons) (68/143)
46.8	Ricky Grace (30g) (Wildcats) (80/171)
45.8	Frank Drmic (30g) (Magic) (60/131)
44.3	Keiron Mitchelhill (24g) (Suns) (27/61)

## Defensive Rebounds

9.2	Ray Owes (30g) (Suns)
8.5	Ben Melmeth (30g) (Falcons)
7.1	Mark Bradtke (28g) (Tigers)
7.0	Chuck Kornegay (28g) (Bullets)
6.6	Evers Burns (22g) (Kings)

## Assists

7.0	Derek Rucker (29g) (Suns)
6.9	Darryl Mcdonald (17g) (Giants)
6.7	Shane Heal (29g) (Kings)
6.6	Andrew Gaze (30g) (Tigers)
6.4	Robert Rose (29g) (Cannons)

## Turnovers

4.5	Darryl Mcdonald (17g) (Giants)
4.1	Simon Kerle (28g) (Suns)
4.0	Shane Heal (29g) (Kings)
3.9	Tonny Jensen (30g) (Falcons)
3.9	Clinton Mcdaniel (20g) (Magic)

## Fouls

4.6	Evers Burns (22g) (Kings)
4.3	Butch Hays (8g) (Giants)
4.2	David Stiff (30g) (Giants)
4.1	Todd Mundt (28g) (Falcons)
4.1	Clayton Ritter (30g) (Hawks)

## Minutes Played

47.6	Andrew Gaze (30g) (Tigers)
46.4	Robert Rose (29g) (Cannons)
45.1	Derek Rucker (29g) (Suns)
44.4	Steve Woodberry (30g) (Bullets)
44.2	Shane Heal (29g) (Kings)

# 1999

Team	Won	Lost	Home	Road	Pct Wins	Pct Pts
Adelaide 36ers	18	8	11-3	7-5	69%	108.1%
Melbourne Tigers	17	9	10-3	7-6	65%	104.1%
Wollongong Hawks	16	10	10-3	6-7	62%	100.2%
Victoria Titans	16	10	10-3	6-7	62%	104.2%
Brisbane Bullets	13	13	6-6	7-7	50%	100.6%
Perth Wildcats	13	13	7-6	6-7	50%	101.6%
Townsville Crocodiles	12	14	9-4	3-10	46%	101.3%
West Sydney Razorbacks	12	14	8-5	4-9	46%	97.1%
Sydney Kings	9	17	5-8	4-9	35%	94.2%
Newcastle Falcons	9	17	4-9	5-8	35%	95.2%
Canberra Cannons	8	18	5-8	3-10	31%	94.8%

## Play Offs

(1st vs. 6th, 2nd vs. 5th, 3rd vs. 4th in Qualifying Series- winners advance as does highest place (lucky) loser; highest ranked winners vs. lucky loser & 2nd highest placed winner vs. 3rd highest placed winner meet in semi finals; winners of semi finals meet in Grand Final Series. All Series Best of Three Games)

## Qualifying Finals

Adelaide 36ers dft. Perth Wildcats 2-0 (99-87; 97-80)  
 Melbourne Tigers dft. Brisbane Bullets 2-0 (100-85; 98-92)  
 Victoria Titans dft. Wollongong Hawks 2-0 (96-65; 91-82)

## Semi Finals

Adelaide 36ers dft. Wollongong Hawks 2-0 (93-81; 99-98 OT)  
 Victoria Titans dft. Melbourne Tigers 2-0 (80-77; 94-87)

## Grand Finals

Adelaide 36ers dft. Victoria Titans 2-1 (104-94; 82-88; 80-69)

# 1999 Player Averages

## Points Per Game

33.5	Andrew Gaze (17g) (Tigers)
27.5	Steve Woodberry (26g) (Bullets)
25.4	Lanard Copeland (26g) (Tigers)
21.8	Robert Rose (26g) (Crocodiles)
21.6	Acie Earl (20g) (Kings)

## Foul Shot %

89.4	Andrew Gaze (17g) (Tigers) (101/113)
88.7	Robert Rose (26g) (Crocodiles) (118/133)
87.3	Derek Rucker (23g) (Razorbacks) (110/126)
87.0	Simon Kerle (25g) (Crocodiles) (47/54)
86.3	Scott Fisher (25g) (Wildcats) (69/80)

## Offensive Rebounds

5.4	Paul Rogers (11g) (Wildcats)
4.9	Thaddeous Delaney (26g) (Bullets)
4.8	Acie Earl (20g) (Kings)
4.2	Ben Melmeth (19g) (Falcons)
4.1	Mark Bradtke (18g) (Tigers)

## Total Rebounds

13.3	Mark Bradtke (18g) (Tigers)
12.6	Paul Rogers (11g) (Wildcats)
12.5	Acie Earl (20g) (Kings)
11.2	Ben Melmeth (19g) (Falcons)
10.7	Thaddeous Delaney (26g) (Bullets)

## Steals

2.4	Darryl McDonald (16g) (Titans)
2.3	Andrew Vlahov (26g) (Wildcats)
2.1	Glen Saville (26g) (Hawks)
2.1	Terry Johnson (25g) (Falcons)
2.1	Steve Woodberry (26g) (Bullets)

## Blocked Shots

3.0	Simon Dwright (25g) (Razorbacks)
2.9	Acie Earl (20g) (Kings)
1.8	Mark Bradtke (18g) (Tigers)
1.7	Dwayne Michaels (17g) (Wildcats)
1.4	Marcus Timmons (26g) (Tigers)

## Defensive Assists

3.0	Simon Dwright (25g) (Razorbacks)
1.5	Dwayne Michaels (17g) (Wildcats)
1.4	Marcus Timmons (26g) (Tigers)
1.3	Mark Bradtke (18g) (Tigers)
1.3	Matthew Nielsen (19g) (Kings)

## Field Goal %

64.4	Brett Wheeler (25g) (Titans) (105/163)
58.2	Dwayne Michaels (17g) (Wildcats) (64/110)
57.6	Paul Rogers (11g) (Wildcats) (95/165)
57.1	Ben Pepper (26g) (Titans) (128/224)
55.8	Bruce Bolden (26g) (Razorbacks) (139/249)

## 3pt %

47.8	Matthew Shanahan (25g) (Bullets) (33/69)
47.5	John Rillie (26g) (Razorbacks) (94/198)
45.6	Terry Johnson (25g) (Falcons) (52/114)
44.1	Leroy Loggins (26g) (Bullets) (52/118)
43.2	Martin Cattalini (25g) (36ers) (35/81)

## Defensive Rebounds

9.3	Mark Bradtke (18g) (Tigers)
7.8	Acie Earl (20g) (Kings)
7.3	Paul Rogers (11g) (Wildcats)
7.1	Ben Melmeth (19g) (Falcons)
6.6	Melvin Thomas (26g) (Cannons)

## Assists

7.9	Darryl McDonald (16g) (Titans)
7.3	Derek Rucker (23g) (Razorbacks)
6.6	Ricky Grace (21g) (Wildcats)
5.8	Robert Rose (26g) (Crocodiles)
5.5	Andrew Gaze (17g) (Tigers)

## Turnovers

4.9	Ricky Grace (21g) (Wildcats)
4.6	Darryl McDonald (16g) (Titans)
3.9	Acie Earl (20g) (Kings)
3.8	Robert Rose (26g) (Crocodiles)
3.8	Pat Reidy (26g) (Falcons)

## Fouls

4.2	Matthew Nielsen (19g) (Kings)
4.0	David Simmons (12g) (Falcons)
4.0	Andrew Vlahov (26g) (Wildcats)
3.8	Andrew Goodwin (26g) (Crocodiles)
3.7	Terry Johnson (25g) (Falcons)

## Minutes Played

47.8	Steve Woodberry (26g) (Bullets)
47.7	Andrew Gaze (17g) (Tigers)
47.2	Robert Rose (26g) (Crocodiles)
45.8	C.J. Bruton (26g) (Hawks)
44.8	John Rillie (26g) (Razorbacks)



# 2000

Team	Won	Lost	Home	Road	Pct Wins	Pct Pts
Adelaide 36ers	22	6	13-2	9-4	79%	114.3%
Townsville Crocodiles	22	6	11-3	11-3	79%	113.6%
Perth Wildcats	22	6	12-1	10-5	79%	107.1%
Victoria Titans	20	8	11-3	9-5	71%	106.9%
Melbourne Tigers	14	14	7-7	7-7	50%	102.6%
West Sydney Razorbacks	12	16	8-7	4-9	43%	98.3%
Wollongong Hawks	11	17	6-9	5-8	39%	96.8%
Canberra Cannons	11	17	7-7	4-10	39%	93.2%
Sydney Kings	11	17	5-8	6-9	39%	97.8%
Brisbane Bullets	7	21	6-7	1-14	25%	88.5%
Cairns Taipans	2	26	1-13	1-13	7%	83.5%

## Play Offs

1st and 2nd receive first-round byes, 3rd vs. 6th, 4th vs. 5th in Qualifying Series winners advance to semi-finals; 1st-place finisher plays winner of 4th vs. 5th, and 2nd-place finisher plays winner of 3rd vs. 6th in semi-finals; winners of semi-final series meet in Grand Final series. All series best-of-three games.

## Qualifying Finals

Victoria Titans d. Melbourne Tigers 2-1 (94-101; 78-70; 105-96).

Perth Wildcats d. West Sydney Razorbacks 2-1 (80-91; 99-88; 82-74).

## Semi Finals

Victoria Titans d. Adelaide 36ers 2-1 (101-86; 72-95; 93-89).

Perth Wildcats d. Townsville Crocodiles 2-1 (104-101; 78-101; 104-84).

## Grand Finals

Perth Wildcats d. Victoria Titans 2-0 (84-78; 83-76).

# 2000 Player Averages

## Points Per Game

28.9	Andrew Gaze (28g) (Tigers)
23.9	Randy Rutherford (28g) (Cannons)
22.1	C.J. Bruton (28g) (Hawks)
22.0	Lanard Copeland (28g) (Tigers)
21.6	Kendrick Johnson (12g) (Kings)

## Foul Shot %

91.4	Brendan Mann (28g) (Bullets) (32/35)
91.1	Derek Rucker (27g) (Razorbacks) (123/135)
90.3	Stephen Black (24g) (Wildcats) (28/31)
89.3	Lanard Copeland (28g) (Tigers) (75/84)
88.2	Andrew Gaze (28g) (Tigers) (194/220)

## Offensive Rebounds

4.3	Kelvin Price (25g) (Bullets)
4.3	Mark Bradtke (28g) (Tigers)
3.7	Bennett Davison (22g) (Tigers)
3.5	David Stiff (28g) (36ers)
3.4	Brett Wheeler (26g) (Titans)

## Total Rebounds

15.0	Mark Bradtke (28g) (Tigers)
11.4	Kelvin Price (25g) (Bullets)
9.9	Paul Rogers (28g) (Wildcats)
9.6	Andrew Vlahov (28g) (Wildcats)
9.3	Al Hamilton (12g) (Taipans)

## Steals

2.5	Darryl Mcdonald (28g) (Titans)
2.2	C.J. Bruton (28g) (Hawks)
2.2	Darnell Mee (28g) (36ers)
1.9	Glen Saville (26g) (Hawks)
1.9	Sam Mackinnon (28g) (Crocodiles)

## Blocked Shots

5.0	Acie Earl (1g) (Kings)
3.1	Simon Dwight (27g) (Razorbacks)
2.5	Bennett Davison (22g) (Tigers)
2.1	Cheikh Ya Ya Dia (28g) (Razorbacks)
1.6	Derek Moore (28g) (Kings)

## Minutes Played

47.2	Andrew Gaze (28g) (Tigers)
46.2	Mark Bradtke (28g) (Tigers)
44.5	Ricky Robinson (13g) (Taipans)
44.2	John Rillie (28g) (Razorbacks)
44.1	Darnell Mee (28g) (36ers)

## Field Goal % (Minimum 50 Shots)

62.2	Ben Knight (28g) (Townsville) (107/172)
59.6	Paul Rogers (28g) (Perth) (217/364)
58.0	Ben Pepper (19g) (Victoria) (87/150)
55.6	Andrew Goodwin (28g) (Townsville) (20/41)
54.6	Derek Moore (28g) (Sydney) (106/194)

## 3pt % (Minimum 30 Shots)

44.9	Jason Smith (28g) (Titans) (83/185)
43.5	Leroy Loggins (28g) (Bullets) (54/124)
43.5	Mike Kelly (28g) (Crocodiles) (80/184)
43.3	Ben Castle (24g) (Kings) (13/30)
42.5	Marcus Timmons (8g) (Wildcats) (17/40)

## Defensive Rebounds

10.7	Mark Bradtke (28g) (Tigers)
7.1	Kelvin Price (25g) (Bullets)
6.9	Paul Rogers (28g) (Wildcats)
6.6	Andrew Vlahov (28g) (Wildcats)
6.6	Ricky Robinson (13g) (Taipans)

## Assists

8.2	Darryl Mcdonald (28g) (Titans)
7.7	Ricky Grace (27g) (Wildcats)
6.6	Robert Rose (28g) (Crocodiles)
6.3	Drew Barry (8g) (Kings)
5.8	Andrew Gaze (28g) (Tigers)

## Turnovers

5.0	Acie Earl (1g) (Kings)
4.8	Ricky Grace (27g) (Wildcats)
4.8	Andrew Gaze (28g) (Tigers)
4.3	Kendrick Johnson (12g) (Kings)
4.3	Al Hamilton (12g) (Taipans)

## Fouls

4.1	C.J. Bruton (28g) (Hawks)
4.0	Acie Earl (1g) (Kings)
4.0	Glen Saville (26g) (Hawks)
3.9	Matthew Nielsen (28g) (Kings)
3.9	Cheikh Ya Ya Dia (28g) (Razorbacks)



# 2001

Team	Won	Lost	Home	Road	Pct Wins	Pct Pts
Victoria Titans	22	6	12-3	10-3	113.4%	79%
Townsville Crocodiles	22	6	12-2	10-4	109.2%	79%
Perth Wildcats	21	7	11-2	10-5	108.4%	75%
Wollongong Hawks	21	7	9-5	12-2	105.7%	75%
Sydney Kings	17	11	11-3	6-8	103.0%	61%
Adelaide 36ers	16	12	10-4	6-8	106.4%	57%
Melbourne Tigers	13	15	7-8	6-7	99.5%	46%
West Sydney Razorbacks	9	19	4-10	5-9	94.9%	32%
Cairns Taipans	6	22	4-10	2-12	91.0%	21%
Brisbane Bullets	4	24	4-9	0-15	89.0%	14%
Canberra Cannons	3	25	3-11	0-14	82.8%	11%

## Play Offs

1st vs. 6th, 2nd vs. 5th, 3rd vs. 4th in Qualifying Series, winners advance to Semi Finals as does the highest placed loser. In Semi Finals, highest ranked winner vs. highest placed loser, and second highest-placed winner vs. third highest-placed winner. Winners of Semi Finals progress to Grand Final series. Each series is best of three games.

## First Round

Townsville Crocodiles d. Sydney Kings 2-1 (109-127; 121-113; 122-114)

Wollongong Hawks d. Perth Wildcats 2-1 (97-90; 95-106; 98-88)

Adelaide 36ers d. Victoria Titans 2-1 (96-101; 96-83; 115-103)

## Semi Finals

Wollongong Hawks d. Adelaide 36ers 2-1 (84-83; 100-111; 109-108)

Townsville Crocodiles d. Victoria Titans 2-1 (97-106; 98-82; 101-97)

## Grand Final

Wollongong Hawks d. Townsville Crocodiles 2-1 (104-101; 97-114; 97-94)

# 2001 Player Averages

## Points Per Game

29.1	Andrew Gaze (28g) (Melbourne)
25.3	Shane Heal (28g) (Sydney)
24.9	Simon Kerle (27g) (Brisbane)
21.8	Robert Rose (28g) (Townsville)
21.3	Mark Bradtke (27g) (Melbourne)

## Foul Shot %

91.4	Andrew Gaze (28g) (Melbourne)
89.1	Cheikh Ya Ya Dia (28g) (West Sydney)
89.0	Brett Maher (27g) (Adelaide)
87.5	James Harvey (27g) (Perth)
87.3	Ricky Grace (26g) (Perth)

## Offensive Rebounds

5.0	Jayson Wells (25g) (Canberra)
4.2	Dewey Michaels (5g) (Cairns)
4.0	Mark Bradtke (27g) (Melbourne)
3.6	Cheikh Ya Ya Dia (28g) (West Sydney)
3.3	Ben Knight (28g) (Cairns)

## Total Rebounds

14.1	Mark Bradtke (27g) (Melbourne)
10.9	Jayson Wells (25g) (Canberra)
10.1	Ben Knight (28g) (Cairns)
9.8	Sam Mackinnon (16g) (Townsville)
9.7	Matthew Nielsen (27g) (Sydney)

## Steals

3.0	Darryl McDonald (28g) (Victoria)
2.5	Darnell Mee (28g) (Adelaide)
2.4	Glen Saville (28g) (Wollongong)
2.1	Nate Green (16g) (Canberra)
2.0	Leroy Loggins (22g) (Brisbane)

## Blocked Shots

3.1	Simon Dwright (26g) (West Sydney)
2.3	Chris Anstey (23g) (Victoria)
2.0	Derek Moore (28g) (Sydney)
1.9	Cheikh Ya Ya Dia (West Sydney)
1.9	Dajuan Wiley (16g) (Townsville)

## Minutes Played

46.7	Andrew Gaze (28g) (Melbourne)
45.2	Mark Bradtke (27g) (Melbourne)
44.4	Robert Rose (28g) (Townsville)
44.0	John Rillie (28g) (West Sydney)
43.8	Darnell Mee (28g) (Adelaide)

## Field Goal % (Minimum 50 Shots)

58.6	Paul Rogers (16g) (Perth)
56.6	Paul Rees (28g) (Adelaide)
56.3	Mark Bradtke (27g) (Melbourne)
55.5	Daniel Egan (28g) (Melbourne)
54.5	Ben Knight (28g) (Cairns)

## 3pt % (Minimum 30 Shots)

47.6	Jason Smith (28g) (Victoria)
45.0	Axel Dench (25g) (Wollongong)
44.1	James Harvey (27g) (Perth)
43.6	Leroy Loggins (22g) (Brisbane)
43.5	Matt Campbell (27g) (Wollongong)

## Defensive Rebounds

10.1	Mark Bradtke (27g) (Melbourne)
6.9	Chris Anstey (23g) (Victoria)
6.8	Ben Knight (28g) (Cairns)
6.7	Matthew Nielsen (27g) (Sydney)
6.5	Sam Mackinnon (16g) (Townsville)

## Assists

8.3	Darryl McDonald (28g) (Victoria)
8.0	Ricky Grace (26g) (Perth)
6.6	Derek Rucker (20g) (West Sydney)
5.0	Robert Rose (28g) (Townsville)
5.9	Shane Heal (28g) (Sydney)

## Turnovers

5.0	Ricky Grace (26g) (Perth)
4.8	Andrew Gaze (28g) (Melbourne)
4.4	Shane Heal (28g) (Sydney)
4.2	Aaron Trahair (28g) (Cairns)
4.2	Jayson Wells (25g) (Canberra)

## Fouls

4.1	Lee Barlow (16g) (Brisbane)
4.1	Andrew Vlahov (28g) (Perth)
4.0	David Stiff (13g) (Adelaide)
4.0	Frank Drmic (28g) (Sydney)
4.0	Matthew Nielsen (27g) (Sydney)

## 2002

Team	Won	Lost	Home	Road	Pct Wins	Pct Pts
Victoria Titans	21	9	13-2	8-7	70.00%	108.0%
Perth Wildcats	17	13	12-3	5-10	56.67%	100.8%
Adelaide 36ers	17	13	11-4	6-9	56.67%	99.5%
West Sydney Razorbacks	16	14	13-2	3-12	53.33%	104.6%
Melbourne Tigers	16	14	8-7	8-7	53.33%	100.6%
Wollongong Hawks	16	14	8-7	8-7	53.33%	98.2%
Brisbane Bullets	14	16	8-7	6-9	46.67%	98.7%
Sydney Kings	14	16	9-6	5-10	46.67%	100.5%
Townsville Crocodiles	13	17	9-6	4-11	43.33%	101.2%
Canberra Cannons	12	18	10-5	2-13	40.00%	96.1%
Cairns Taipans	9	21	5-10	4-11	30.00%	91.9%

### Play Offs

1st vs. 6th, 2nd vs. 5th, 3rd vs. 4th in First Round, winners advance to Semi Finals as does highest-placed loser. In the Semi Finals, the highest-ranked winners vs. highest-placed loser, and second highest-placed winner vs. third highest-placed winner. Winners of Semi Finals progress to the Grand Final Series. All series are best of three games.

### First Round

West Sydney Razorbacks d. Perth Wildcats 2-0 (106-85; 109-98)

Melbourne Tigers d. Victoria Titans 2-1 (107-113; 107-105; 103-97)

Adelaide 36ers d. Wollongong Hawks 2-0 (107-90; 101-95)

### Semi Finals

Adelaide 36ers d. Victoria Titans 2-1 (99-92; 81-86; 103-92)

West Sydney Razorbacks d. Melbourne Tigers 2-1 (93-114; 125-109; 115-103)

### Grand Final

Adelaide 36ers d. West Sydney Razorbacks 2-1 (106-97; 100-103; 125-107)

## 2002 Player Averages

### Points Per Game

25.0	Randy Rutherford (30g) (Brisbane)
24.9	Willie Farley (30g) (Adelaide)
24.2	Shane Heal (29g) (Sydney)
24.1	Lanard Copeland (30g) (Melbourne)
23.8	Mark Bradtke (30g) (Melb)

### Foul Shot %

89.5	Andrew Gaze (18g) (Melb) (119/133)
88.9	Brett Maher (30g) (Adel) (112/126)
87.2	C.J. Bruton (29g) (Canb) (123/141)
84.6	Robert Rose (30g) (Towns) (143/169)

### Offensive Rebounds

3.9	Mark Bradtke (30g) (Melbourne)
3.9	George Banks (24g) (Canberra)
3.8	Melvin Thomas (30g) (Wollongong)
3.7	BoBby Brannen (30g) (Brisbane)
3.6	Ben Melmeth (30g) (Sydney)

### Total Rebounds

13.2	Mark Bradtke (30g) (Melbourne)
11.0	Ben Melmeth (30g) (Sydney)
10.4	Andrew Vlahov (29g) (Perth)
10.3	Chris Anstey (29g) (Victoria)
10.3	Paul Rogers (30g) (Perth)

### Steals

2.3	Darryl Mcdonald (29g) (Victoria)
2.3	Dave Thomas (28g) (Canberra)
2.3	George Banks (24g) (Canberra)
2.1	Willie Farley (30g) (Adelaide)
1.9	Derek Rucker (29g) (West Sydney)

### Blocked Shots

3.8	Simon Dwight (29g) (West Sydney)
1.8	Glen Saville (30g) (Wollongong)
1.6	Paul Rogers (30g) (Perth)
1.6	George Banks (24g) (Canberra)
1.5	Matthew Nielsen (30g) (Sydney)

### Minutes Played

45.6	Mark Bradtke (30g) (Melbourne)
44.7	Robert Rose (30g) (Townsville)
44.5	Shane Heal (29g) (Sydney)
42.7	Lanard Copeland (30g) (Melbourne)
42.6	Ricky Grace (30g) (Perth)

### Field Goal % (Minimum 50 Shots)

58.6	Brett Wheeler (20g) (Vic) (51/87)
57.1	Paul Rogers (30g) (Perth) (242/424)
56.3	Andrew Murdock (26g) (Town) (40/71)
56.0	Steven Hoare (30g) (Melb) (102/182)
54.2	Andrew Goodwin (30g) (Towns) (205/378)

### 3pt % (Minimum 30 Shots)

47.2	John Millie (30g) (Wst Syd) (101/214)
44.9	Brad Davidson (30g) (Towns) (44/98)
43.6	Phil Handy (30g) (Wst Syd) (41/94)
43.1	Peter Crawford (30g) (Towns) (28/65)
42.9	Brett Maher (30g) (Adel) (66/154)

### Defensive Rebounds

9.3	Mark Bradtke (30g) (Melbourne)
7.4	Ben Melmeth (30g) (Sydney)
7.4	Simon Dwight (29g) (West Sydney)
7.3	Chris Anstey (29g) (Victoria)
7.1	Andrew Vlahov (29g) (Perth)

### Assists

7.5	Shane Heal (29g) (Sydney)
7.2	Darryl Mcdonald (29g) (Victoria)
6.7	Derek Rucker (29g) (West Sydney)
6.5	Mark Dickel (23g) (Victoria)
6.4	Ricky Grace (30g) (Perth)

### Turnovers

5.3	Ricky Grace (30g) (Perth)
4.0	Jayson Wells (19g) (Cairns)
3.9	Aaron Trahair (30g) (Cairns)
3.9	Lanard Copeland (30g) (Melbourne)
3.9	Shane Heal (29g) (Sydney)

### Fouls

4.5	Mike Chappell (13g) (Wollongong)
4.4	Bobby Brannen (30g) (Brisbane)
4.4	Ron Kelley (11g) (Cairns)
4.3	Glen Saville (30g) (Wollongong)
4.3	Matt Garrison (10g) (Cairns)

# 2003

Team	Won	Lost	Home	Road	Pct Wins	Pct Pts
Sydney Kings	22	8	11-4	11-4	73.00%	113.9%
Perth Wildcats	22	8	14-1	8-7	73.00%	107.3%
Townsville Crocodiles	19	11	12-3	7-8	63.00%	102.1%
Wollongong Hawks	18	12	11-4	7-8	60.00%	105.4%
Adelaide 36ers	16	14	9-6	7-8	53.00%	101.1%
Melbourne Tigers	15	15	10-5	5-10	50.00%	101.5%
West Sydney Razorbacks	14	16	10-5	4-11	47.00%	98.0%
Cairns Taipans	13	17	8-7	5-10	43.00%	99.5%
Canberra Cannons	11	19	8-7	3-12	37.00%	92.9%
Victoria Giants	9	21	6-9	3-12	30.00%	91.3%
Brisbane Bullets	6	24	4-11	2-13	20.00%	89.6%

## Playoffs

1st vs. 6th, 2nd vs. 5th, 3rd vs. 4th in the Elimination Finals. Winners advance to the Semi Finals as does the highest placed loser. In the Semi Finals, all teams are re-ranked according to regular season finish, with the highest-placed loser ranked 4th. The Semi Finals are then played 1st vs. 4th, 2nd vs. 3rd. Winners progress to the Grand Final. All series are best-of-three.

## Elimination Final

Sydney Kings d. Melbourne Tigers 2-1 (101-89; 104-108; 114-89)

Perth Wildcats d. Adelaide 36ers 2-1 (119-116; 91-99; 94-86)

Wollongong Hawks d. Townsville Crocodiles 2-0 (97-87; 102-101)

## Semi Finals

Sydney Kings d. Townsville Crocodiles 2-1 (124-107; 91-113; 114-99)

Perth Wildcats d. Wollongong Hawks 2-0 (121-90; 113-84)

## Grand Final

Sydney Kings d. Perth Wildcats 2-0 (98-94; 117-101)

# 2003 Player Averages

## Points Per Game

23.6 John Rillie (16g) (West Sydney)

23.5 Chris Williams (30g) (Sydney)

22.3 Andrew Gaze (26g) (Melbourne)

21.8 Brett Maher (28g) (Adelaide)

21.3 Mike Chappell (21g) (Canberra)

## Blocked Shots

2.2 Reginald Poole (16g) (Canberra)

2.0 Matthew Nielsen (30g) (Sydney)

1.6 Sam Mackinnon (30g) (West Sydney)

1.5 Ben Pepper (30g) (Wollongong)

1.2 Tony Rampton (30g) (Cairns)

## Assists

8.0 Ricky Grace (27g) (Perth)

7.5 Darryl McDonald (30g) (Victoria)

6.0 Brett Maher (28g) (Adelaide)

5.9 Derek Rucker (24g) (West Sydney)

5.9 Shane Heal (30g) (Sydney)

## Foul Shot %

89.6 Andrew Gaze (26g) (Melbourne) (163/182)

86.1 Brett Maher (28g) (Adelaide) (124/144)

84.8 Ricky Grace (27g) (Perth) (106/125)

78.1 Charles Thomas (30g) (Adelaide) (114/146)

76.6 Robert Rose (30g) (Townsville) (95/124)

## Minutes Played

43.4 Brett Maher (28g) (Adelaide)

42.8 Robert Rose (30g) (Townsville)

42.7 Wayne Turner (26g) (Townsville)

42.0 Shane Heal (30g) (Sydney)

42.0 Mark Bradtke (24g) (Melbourne)

## Turnovers

5.2 Ricky Grace (27g) (Perth)

4.3 Darryl McDonald (30g) (Victoria)

4.1 Lanard Copeland (30g) (Melbourne)

4.0 Andrew Gaze (26g) (Melbourne)

3.6 Randy Rutherford (26g) (Brisbane)

## Offensive Rebounds

4.3 Reginald Poole (16g) (Canberra)

4.0 Mark Bradtke (24g) (Melbourne)

3.8 Chris Williams (30g) (Sydney)

3.4 Pat Reidy (28g) (Townsville)

3.3 Jamahl Mosley (26g) (Victoria)

## Field Goal % (Minimum 50 Shots)

63.6 Neil Mottram (30g) (Melbourne) (126/198)

61.5 MattheW Burston (30g) (Perth) (142/231)

58.6 Paul Rees (30g) (Adelaide) (112/191)

56.8 Ben Pepper (30g) (Wollongong) (92/162)

56.8 Brett Wheeler (27g) (Perth) (105/185)

## Fouls

4.1 Ben Castle (30g) (Brisbane)

4.0 Darren Smith (17g) (Victoria)

4.0 Mike Kelly (30g) (Townsville)

3.9 Tony Rampton (30g) (Cairns)

3.9 Glen Saville (30g) (Wollongong)

## Total Rebounds

12.8 Mark Bradtke (24g) (Melbourne)

12.3 Chris Williams (30g) (Sydney)

10.1 Kevin Freeman (15g) (Brisbane)

9.8 Sam Mackinnon (30g) (West Sydney)

9.7 Glen Saville (30g) (Wollongong)

## 3pt % (Minimum 30 Shots)

44.6 Stephen Black (30g) (Perth) (54/121)

43.9 James Harvey (30g) (Perth) (72/164)

43.6 Ricky Grace (27g) (Perth) (58/133)

43.0 Anthony Stewart (30g) (Cairns) (92/214)

41.4 Mike Chappell (21g) (Canberra) (48/116)

## Steals

2.4 Darryl McDonald (30g) (Victoria)

2.1 Charles Thomas (30g) (Adelaide)

2.1 C.J. Bruton (15g) (Canberra)

2.1 Darnell Mee (20g) (Cairns)

1.9 Chris Williams (30g) (Sydney)

## Defensive Rebounds

8.8 Mark Bradtke (24g) (Melbourne)

8.5 Chris Williams (30g) (Sydney)

7.4 Glen Saville (30g) (Wollongong)

7.3 Sam Mackinnon (30g) (West Sydney)

7.2 Kevin Freeman (15g) (Brisbane)

# 2004

Team	Won	Lost	Home	Road	Pct Wins	Pct Pts
Sydney Kings	26	7	14-3	12-4	79	113.1%
Wollongong Hawks	25	8	11-5	14-3	76	111.4%
West Sydney Razorbacks	22	11	13-4	9-7	67	105.0%
Brisbane Bullets	22	11	12-4	10-7	67	107.5%
Melbourne Tigers	20	13	11-5	9-8	61	101.8%
Cairns Taipans	16	17	11-5	5-12	48	102.1%
Perth Wildcats	15	18	13-3	2-15	45	98.6%
Adelaide 36ers	14	19	10-7	4-12	42	97.4%
Townsville Crocodiles	13	20	7-9	6-11	39	97.4%
New Zealand Breakers	12	21	8-9	4-12	36	94.3%
Victoria Giants	11	22	8-9	3-13	33	91.9%
Hunter Pirates	2	31	2-15	0-16	6	84.1%

## Play Offs

Quarter Finals (single game) - Game 1 = 5th vs. 8th; Game 2 = 6th vs. 7th; Game 3 = 4th vs. winner G1; Game 4 = 3rd vs. winner G2. Semi Finals (best of three) - Series 1 = 1st vs. winner G3; Series 2 = 2nd vs. winner G4. Grand Final (best of five) – Semi Finals winners

## Quarter Final

- Cairns Taipans d. Perth Wildcats 1-0 (103-96)
- Melbourne Tigers d. Adelaide 36ers 1-0 (111-107)
- West Sydney Razorbacks d. Cairns Taipans 1-0 (110-88)
- Brisbane Bullets d. Melbourne Tigers 1-0 (112-101)

## Semi Finals

- West Sydney Razorbacks d. Wollongong Hawks 2-0 (107-91; 110-95)
- Sydney Kings d. Brisbane Bullets 2-0 (104-100; 101-96)

## Grand Final

- Sydney Kings d. West Sydney Razorbacks 3-2 (96-76; 72-87; 80-82 OT; 82-77; 90-79)

# 2004 Player Averages

## Points Per Game

- 23.5 Matthew Nielsen (33g) (Sydney)
- 22.7 Mike Chappell (21g) (New Zealand)
- 22.6 Martin Cattalini (31g) (Adelaide)
- 22.5 Stephen Black (26g) (Brisbane)
- 22.4 Kevin Freeman (21g) (Brisbane)

## Foul Shot %

- 90.3 John Rillie (33g) (West Sydney) (65/72)
- 90.0 Andrew Gaze (33g) (Melbourne) (153/170)
- 89.8 Kevin Brooks (33g) (Hunter) (97/108)
- 89.8 Stephen Black (26g) (Brisbane) (114/127)
- 88.2 Aaron Olson (33g) (New Zealand) (60/68)

## Offensive Rebounds

- 4.9 Dusty Rychart (29g) (Adelaide)
- 4.6 Matthew Burston (33g) (Perth)
- 3.7 Ben Pepper (32g) (Victoria)
- 3.6 Dave Thomas (28g) (Melbourne)
- 3.6 Jacob Holmes (32g) (Adelaide)

## Total Rebounds

- 11.0 Mark Bradtke (30g) (Melbourne)
- 10.2 Matthew Nielsen (33g) (Sydney)
- 9.8 Dusty Rychart (29g) (Adelaide)
- 9.7 Rashad Tucker (27g) (Perth)
- 9.6 Bobby Brannen (28g) (Brisbane)

## Steals

- 2.1 Darnell Mee (33g) (Wollongong)
- 2.0 Dillon Boucher (30g) (New Zealand)
- 1.9 Brad Davidson (31g) (Cairns)
- 1.9 Derek Rucker (27g) (Brisbane)
- 1.8 Dave Thomas (28g) (Melbourne)

## Blocked Shots

- 4.0 Simon Dwight (31g) (West Sydney)
- 2.7 Matthew Nielsen (33g) (Sydney)
- 1.7 Carlos Daniel (19g) (Townsville)
- 1.4 Sam Mackinnon (32g) (West Sydney)
- 1.2 Ben Pepper (32g) (Victoria)

## Minutes Played

- 44.2 John Rillie (33g) (West Sydney)
- 41.3 Tony Ronaldson (33g) (Perth)
- 41.3 Robert Rose (33g) (Townsville)
- 41.1 Sam Mackinnon (32g) (West Sydney)
- 40.4 Stephen Black (26g)

## Field Goal % (Minimum 50 Shots)

- 56.8 Casey Frank (12g) (New Zealand) (54/95)
- 56.8 Brett Wheeler (30g) (Sydney) (88/155)
- 55.1 Pat Reidy (32g) (Townsville) (221/401)
- 54.9 Chris Carrawell (11g) (Sydney) (67/122)
- 54.9 Matthew Burston (33g) (Perth) (179/326)

## 3pt % (Minimum 30 Shots)

- 49.7 Stephen Black (26g) (Brisbane) (96/193)
- 44.3 Martin Cattalini (31g) (Adelaide) (74/167)
- 44.0 Matt Campbell (32g) (Wollongong) (91/207)
- 43.4 Brad Davidson (31g) (Cairns) (66/152)
- 42.4 Mike Chappell (21g) (New Zealand) (64/151)

## Defensive Rebounds

- 7.8 Mark Bradtke (30g) (Melbourne)
- 7.2 Rashad Tucker (27g) (Perth)
- 7.2 Matthew Nielsen (33g) (Sydney)
- 6.7 Glen Saville (33g) (Wollongong)
- 6.6 Sam Mackinnon (32g) (West Sydney)

## Assists

- 7.3 Ricky Grace (23g) (Perth)
- 6.6 Rashad Tucker (27g) (Perth)
- 6.1 Derek Rucker (27g) (Brisbane)
- 6.0 Charles Thomas (33g) (Adelaide)
- 5.8 Nathan Crosswell (32g) (Victoria)

## Turnovers

- 5.6 Rashad Tucker (27g) (Perth)
- 4.3 Ricky Grace (23g) (Perth)
- 4.2 Nathan Crosswell (32g) (Victoria)
- 3.6 Jeremy Veal (20g) (Townsville)
- 3.6 Rob Feaster (24g) (Victoria)

## Fouls

- 4.3 Rob Feaster (24g) (Victoria)
- 3.9 Simon Dwight (31g) (West Sydney)
- 3.9 Tony Rampton (30g) (Cairns)
- 3.8 Ben Melmeth (17g) (New Zealand)
- 3.7 Geordie Cullen (33g) (Hunter)

# 2005

Team	Won	Lost	Home	Road	Pct Wins	Pct Pts
Sydney Kings	21	11	13-3	8-8	66	105.2%
Wollongong Hawks	20	12	12-4	8-8	62	105.7%
Townsville Crocodiles	19	13	13-3	6-10	59	103.4%
Adelaide 36ers	19	13	14-2	5-11	59	103.3%
Brisbane Bullets	17	15	11-5	6-10	53	101.6%
Melbourne Tigers	17	15	12-4	5-11	53	100.7%
Perth Wildcats	17	15	9-7	8-8	53	101.7%
Hunter Pirates	15	17	12-4	3-13	47	98.5%
West Sydney Razorbacks	11	21	9-7	2-14	34	94.5%
Cairns Taipans	11	21	8-8	3-13	34	94.4%
New Zealand Breakers	9	23	6-10	3-13	28	92.0%

## Play Offs

Quarter Finals (Single Game) – Game 1 = 5th vs. 8th; Game 2 = 6th vs. 7th; Game 3 = 4th vs. winner G1; Game 4 = 3rd vs. winner G2. Semi Finals (best of three) – Series 1 = 1st vs. winner G3; Series 2 = 2nd vs. winner G4. Grand Final (best of five) – Semi Finals winners

## Quarter Final

- Brisbane Bullets d. Hunter Pirates 1-0 (113-99)
- Melbourne Tigers d. Perth Wildcats 1-0 (108-88)
- Brisbane Bullets d. Adelaide 36ers 1-0 (125-110)
- Townsville Crocodiles d. Melbourne Tigers 1-0 (112-100)

## Semi Finals

- Sydney Kings d. Brisbane Bullets 2-0 (113-79; 111-105)
- Wollongong Hawks d. Townsville Crocodiles 2-0 (100-84; 109-105)

## Grand Final

- Sydney Kings d. Wollongong Hawks 3-0 (96-73; 105-80; 112-85)

# 2005 Player Averages

## Points Per Game

- 24.3 Brian Wethers (32g) (Hunter)
- 23.6 Willie Farley (32g) (Adelaide)
- 21.4 Dusty Rychart (31g) (Adelaide)
- 20.7 Kevin Freeman (13g) (Brisbane)
- 20.6 Kavossy Franklin (31g) (Hunter)
- 20.6 Andrew Gaze (32g) (Melbourne)

## Foul Shot %

- 91.7 Ricky Grace (25g) (Perth) (44/48)
- 90.0 Tim Hudson (26g) (West Sydney) (9/10)
- 89.4 John Rillie (32g) (Townsville) (84/94)
- 86.7 Oscar Forman (32g) (Adelaide) (26/30)
- 85.2 Stephen Black (32g) (Brisbane) (156/183)
- 84.7 Brad Davidson (32g) (Hunter) (50/59)

## Offensive Rebounds

- 5.1 Bryant Matthews (15g) (Brisbane)
- 5.0 Chris Burgess (29g) (Cairns)
- 4.7 Rolan Roberts (18g) (Sydney)
- 4.6 Dusty Rychart (31g) (Adelaide)
- 4.5 Nick Horvath (26g) (West Sydney)

## Total Rebounds

- 13.6 Chris Burgess (29g) (Cairns)
- 11.5 Mark Bradtke (31g) (Melbourne)
- 11.4 Ben Pepper (31g) (New Zealand)
- 11.1 Nick Horvath (26g) (West Sydney)
- 10.6 Simon Dwight (29g) (West Sydney)
- 10.6 Dusty Rychart (31g) (Adelaide)

## Steals

- 2.7 Luke Kendall (12g) (Sydney)
- 2.5 Rashad Tucker (13g) (Perth)
- 2.2 Peter Crawford (32g) (Perth)
- 2.0 Casey Calvary (30g) (Townsville)
- 2.0 Rosell Ellis (28g) (Perth)
- 1.9 Darnell Mee (31g) (Wollongong)

## Blocked Shots

- 3.2 Simon Dwight (29g) (West Sydney)
- 2.5 Derek Moore (17g) (Townsville)
- 2.4 Chris Burgess (29g) (Cairns)
- 1.7 Casey Calvary (30g) (Townsville)
- 1.7 Rolan Roberts (18g) (Sydney)
- 1.6 David Cooper (32g) (Adelaide)

## Field Goal %

- 64.0 Jason Eversteyn (12g) (Brisbane) (16/25)
- 61.4 Rosell Ellis (28g) (Perth) (226/368)
- 60.7 Casey Calvary (30g) (Townsville) (213/351)
- 59.5 Matthew Burston (8g) (Perth) (47/79)
- 57.4 Robert Brown (31g) (Townsville) (194/338)
- 55.1 Ben Pepper (31g) (New Zealand) (178/323)

## 3pt %

- 47.2 Oscar Forman (32g) (Adelaide) (51/108)
- 43.5 Mitch Selwood (24g) (Hunter) (10/23)
- 42.5 Brad Davidson (32g) (Hunter) (62/146)
- 41.9 C.J. Bruton (25g) (Sydney) (67/160)
- 41.7 Rashad Tucker (16g) (Melbourne) (5/12)
- 41.7 Casey Calvary (30g) (Townsville) (10/24)

## Defensive Rebounds

- 8.6 Chris Burgess (29g) (Cairns)
- 7.9 Simon Dwight (29g) (West Sydney)
- 7.8 Kevin Freeman (13g) (Brisbane)
- 7.3 Mark Bradtke (31g) (Melbou Rne)
- 7.3 Ben Pepper (31g) (New Zealand)
- 7.0 Glen Saville (32g) (Wollongong)

## Assists

- 7.6 Darnell Mee (31g) (Wollongong)
- 6.8 Brett Maher (26g) (Adelaide)
- 5.9 Sam Mackinnon (32g) (West Sydney)
- 5.4 C.J. Bruton (25g) (Sydney)
- 5.4 John Rillie (32g) (Townsville)
- 5.3 Luke Kendall (12g) (Sydney)

## Turnovers

- 4.2 Rashad Tucker (13g) (Perth)
- 4.0 Peter Crawford (32g) (Perth)
- 3.7 Simon Dwight (29g) (West Sydney)
- 3.7 Darnell Mee (31g) (Wollongong)
- 3.5 Nathan Crosswell (32g) (Cairns)
- 3.4 Anthony Stewart (32g) (Cairns)
- 3.4 Brian Wethers (32g) (Hunter)

## Fouls

- 4.6 Casey Calvary (30g) (Townsville)
- 4.6 Ontario Lett (17g) (Perth)
- 4.1 Rolan Roberts (18g) (Sydney)
- 3.9 Bryant Matthews (15g) (Brisbane)
- 3.8 Simon Dwight (29g) (West Sydney)
- 3.8 Ben Melmeth (32g) (Hunter)

## Minutes Played

- 41.6 Kavossy Franklin (31g) (Hunter)
- 41.5 Willie Farley (32g) (Adelaide)
- 41.0 Brett Maher (26g) (Adelaide)
- 40.9 Darnell Mee (31g) (Wollongong)
- 40.6 John Rillie (32g) (Townsville)

# 2006

Team	Won	Lost	Home	Road	Pct Wins	Pct Pts
Sydney Kings	26	6	15-1	11-5	112.2	81
Melbourne Tigers	25	7	15-1	10-6	110.8	78
Wollongong Hawks	19	13	12-4	7-9	104.2	59
Adelaide 36ers	19	13	14-2	5-11	98.3	59
Cairns Taipans	18	14	12-4	6-10	103.0	56
Brisbane Bullets	17	15	12-4	5-11	102.8	53
Perth Wildcats	16	16	10-6	6-10	101.6	50
Hunter Pirates	13	19	8-8	5-11	94.3	41
New Zealand Breakers	9	23	6-10	3-13	91.6	28
Townsville Crocodiles	9	23	7-9	2-14	94.3	28
West Sydney Razorbacks	5	27	4-12	1-15	90.1	16

## Play Offs

Quarter Finals (Single Game) – Game 1 = 5th vs. 8th; Game 2 = 6th vs. 7th; Game 3 = 4th vs. winner G1; Game 4 = 3rd vs. winner G2. Semi Finals (best of three) – Series 1 = 1st vs. winner G3; Series 2 = 2nd vs. winner G4. Grand Final (best of five) – Semi Finals winners

## Quarter Final

- Perth Wildcats d. Brisbane Bullets 1-0 (96-91)
- Cairns Taipans d. Hunter Pirates 1-0 (88-80)
- Perth Wildcats d. Wollongong Hawks 1-0 (121-101)
- Cairns Taipans d. Adelaide 36ers 1-0 (106-103)

## Semi Finals

- Melbourne Tigers d. Perth Wildcats 2-0 (94-78; 106-101)
- Sydney Kings d. Cairns Taipans 2-0 (112-87; 84-82)

## Grand Final

- Melbourne Tigers d. Sydney Kings 3-0 (100-93; 103-99; 88-83)

# 2006 Player Averages

## Points Per Game

- 24.1 Cortez Groves (32g) (Hawks)
- 22.1 Mike Helms (30g) (Pirates)
- 22.1 Chris Anstey (32g) (Tigers)
- 20.3 Shawn Redhage (32g) (Wildcats)
- 20.1 Larry Abney (32g) (Crocodiles)
- 19.8 CJ Bruton (28g) (Kings)

## Field Goal %

- 57.3 David Stiff (32g) (Tigers) (106/185)
- 56.0 Mark Bradtke (32g) (Bullets) (201/359)
- 55.4 Shawn Redhage (32g) (Wildcats) (258/466)
- 54.7 Casey Calvary (30g) (Crocodiles) (198/362)
- 54.4 Ben Pepper (32g) (Breakers) (186/342)
- 53.0 Sam Mackinnon (32g) (Bullets) (186/351)

## Foul Shot %

- 86.5 Brett Maher (28g) (36-Ers) (90/104)
- 86.4 Derek Rucker (25g) (Bullets) (95/110)
- 82.6 Willie Farley (32g) (36-Ers) (90/109)
- 82.5 Jacob Holmes (32g) (36-Ers) (118/143)
- 82.3 Dave Thomas (31g) (Tigers) (79/96)
- 82.1 Stephen Black (26g) (Bullets) (87/106)

## 3pt %

- 48.6 Gary Boodnikoff (32g) (Taipans) (88/181)
- 48.3 CJ Bruton (28g) (Kings) (98/203)
- 47.1 David Barlow (31g) (Kings) (48/102)
- 45.8 BJ Carter (24g) (Kings) (33/72)
- 45.7 Oscar Forman (32g) (36-Ers) (74/162)
- 44.7 Matt Campbell (32g) (Hawks) (92/206)

## Offensive Rebounds

- 4.1 Larry Abney (32g) (Crocodiles)
- 4.1 Dusty Rychart (30g) (36-Ers)
- 3.9 Chris Burgess (24g) (Taipans)

- 3.8 Shawn Redhage (32g) (Wildcats)
- 3.7 Tony Rampton (29g) (Hawks)
- 3.7 Bobby Brannen (32g) (Bullets)

## Defensive Rebounds

- 7.9 Chris Anstey (32g) (Tigers)
- 7.2 Sam Mackinnon (32g) (Bullets)
- 7.2 Larry Abney (32g) (Crocodiles)
- 6.9 Pero Vasiljevic (21g) (Razorbacks)
- 6.8 Chris Burgess (24g) (Taipans)
- 6.8 Ben Pepper (32g) (Breakers)

## Total Rebounds

- 11.3 Larry Abney (32g) (Crocodiles)
- 10.7 Chris Burgess (24g) (Taipans)
- 10.2 Ben Pepper (32g) (Breakers)
- 10.1 Chris Anstey (32g) (Tigers)
- 9.7 Pero Vasiljevic (21g) (Razorbacks)
- 9.7 Sam Mackinnon (32g) (Bullets)

## Assists

- 7.1 Darryl McDonald (32g) (Tigers)
- 6.8 Derek Rucker (25g) (Bullets)
- 6.7 Brett Maher (28g) (36-Ers)
- 6.1 David Bailey (32g) (Wildcats)
- 6.0 Stephen Black (26g) (Bullets)
- 5.8 Cortez Groves (32g) (Hawks)

## Steals

- 2.2 Darryl McDonald (32g) (Tigers)
- 2.1 Peter Crawford (32g) (Wildcats)
- 2.1 David Bailey (32g) (Wildcats)
- 1.8 Glen Saville (26g) (Hawks)
- 1.8 Darnell Mee (32g) (Taipans)
- 1.7 Willie Farley (32g) (36-Ers)
- 1.7 CJ Bruton (28g) (Kings)

## Turnovers

- 4.1 Brant Bailey (19g) (Breakers)
- 3.9 Chris Anstey (32g) (Tigers)
- 3.9 Rashad Tucker (26g) (Tigers)
- 3.8 Glen Saville (26g) (Hawks)
- 3.8 Cortez Groves (32g) (Hawks)
- 3.7 Mike Helms (30g) (Pirates)
- 3.7 Darnell Mee (32g) (Taipans)

## Blocked Shots

- 2.3 Chris Anstey (32g) (Tigers)
- 1.5 Chris Burgess (24g) (Taipans)
- 1.4 Casey Calvary (30g) (Crocodiles)
- 1.4 Adam Ballinger (31g) (Hawks)
- 1.4 Rolan Roberts (22g) (Kings)
- 1.4 Sam Mackinnon (32g) (Bullets)
- 1.4 Rich Melzer (25g) (Breakers)

## Fouls

- 4.3 Casey Calvary (30g) (Crocodiles)
- 4.2 Brian Green (17g) (Breakers)
- 4.0 Glen Saville (26g) (Hawks)
- 3.9 Ben Melmeth (31g) (Pirates)
- 3.9 Brant Bailey (19g) (Breakers)
- 3.9 Rolan Roberts (22g) (Kings)

## Minutes Played

- 40.8 Larry Abney (32g) (Crocodiles)
- 40.1 Willie Farley (32g) (36-Ers)
- 40.0 Aaron Olson (32g) (Breakers)
- 39.8 Brett Maher (28g) (36-Ers)
- 39.6 Scott McGregor (32g) (Razorbacks)
- 39.2 Chris Anstey (32g) (Tigers)



# 2007

Team	Won	Lost	Home	Road	Pct Wins	Pct Pts
Brisbane	28	5	16-1	12-4	84.85	114.37
Melbourne	25	8	15-2	10-6	75.76	106.97
Perth	23	10	15-2	8-8	69.70	107.00
Sydney	20	13	14-2	6-11	60.61	103.75
Townsville	19	14	13-4	6-10	57.58	103.13
Cairns	17	16	12-5	5-11	51.52	100.21
South	15	18	8-8	7-10	45.45	97.27
Singapore	13	20	9-7	4-13	39.39	95.98
Wollongong	11	22	6-11	5-11	33.33	95.35
New Zealand	11	22	9-7	2-15	33.33	95.59
Adelaide	11	22	7-9	4-13	33.33	93.56
West Sydney	5	28	4-12	1-16	15.15	89.47

## Play Offs

Quarter Finals (Single Game) - Game 1 - 5th vs. 8th; Game 2 - 6th vs. 7th; Game 3 - 4th vs. Winner Gm1; Game 4 - 3rd vs. Winner Gm1. Semi Finals (Best of Three) - Series 1 - 1st vs. Winner of Gm3; Series 2 - 2nd vs. Winner Gm4 Grand Final (Best of Five) - Winner Series 1 vs. Winner Series 2

## Quarter Final

Townsville Crocodiles d. Singapore Slingers 1-0 (106-93)

Cairns Taipans d. South Dragons 1-0 (118-97)

Sydney Kings d. Townsville Crocodiles 1-0 (122-89)

Perth Wildcats d. Cairns Taipans 1-0 (82-78)

## Semi Final

Brisbane Bullets d. Sydney Kings 2-0 (91-84, 93-86)

Melbourne Tigers d. Cairns Taipans 2-0 (100-87, 95-87)

## Grand Final

Brisbane Bullets d. Melbourne Tigers 3-1 (98-95, 91-105, 113-93, 103-94)

# 2007 Player Averages

## Points Per Game

28.2	Carlos Powell (33g) (Breakers)
25.6	Martin Cattalini (32g) (Taipans)
22.7	Mike Helms (33g) (Slingers)
22.4	Brad Newley (33g) (Crocodiles)
22.2	Cortez Groves (28g) (Hawks)
21.6	Kavossy Franklin (33g) (Dragons)

## Field Goal %

61.6	Matt Smith (29g) (Taipans) (61/99)
60.5	David Stiff (24g) (Tigers) (92/152)
59.8	Ben Pepper (33g) (Breakers) (207/346)
57.5	Adam Ballinger (33g) (Hawks) (287/499)
56.9	Stephen Hoare (33g) (Tigers) (170/299)
56.3	Paul Rogers (30g) (Wildcats) (180/320)

## Foul Shot %

91.2	Brett Maher (27g) (36-ers) (93/102)
87.2	John Rillie (33g) (Crocodiles) (102/117)
86.8	Stephen Black (31g) (Bullets) (99/114)
86.6	Luke Kendall (33g) (Kings) (71/82)
85.9	Adam Ballinger (33g) (Hawks) (73/85)
85.8	Martin Cattalini (32g) (Taipans) (211/246)

## 3pt %

47.9	Adam Ballinger (33g) (Hawks) (46/96)
47.5	David Barlow (14g) (Kings) (29/61)
47.5	Sam Mackinnon (33g) (Bullets) (56/118)
47.3	John Rillie (33g) (Crocodiles) (115/243)
47.0	Liam Rush (31g) (Razorbacks) (39/83)
46.4	BJ Carter (27g) (Kings) (32/69)

## Offensive Rebounds

4.4	Rosell Ellis (27g) (Dragons)
3.5	Nick Horvath (33g) (36-ers)

3.1	Larry Abney (30g) (Crocodiles)
3.1	Paul Rogers (30g) (Wildcats)
3.1	Ben Pepper (33g) (Breakers)
3.1	Dusty Rychart (33g) (Bullets)

## Defensive Rebounds

7.4	Paul Rogers (30g) (Wildcats)
6.9	Sam Mackinnon (33g) (Bullets)
6.9	Rosell Ellis (27g) (Dragons)
6.8	Glen Saville (33g) (Hawks)
6.6	Chris Anstey (32g) (Tigers)
6.2	Adam Ballinger (33g) (Hawks)

## Total Rebounds

11.3	Rosell Ellis (27g) (Dragons)
10.4	Paul Rogers (30g) (Wildcats)
9.3	Chris Anstey (32g) (Tigers)
9.2	Sam Mackinnon (33g) (Bullets)
9.1	Larry Abney (30g) (Crocodiles)

## Assists

6.6	Brett Maher (27g) (36-ers)
5.5	Darryl McDonald (33g) (Tigers)
5.3	Cortez Groves (28g) (Hawks)
5.0	Shawn Redhage (33g) (Wildcats)
4.9	Darnell Mee (32g) (Taipans)
4.9	Glen Saville (33g) (Hawks)

## Steals

2.1	Darren Brooks (33g) (Wildcats)
2.0	E.J. Rowland (12g) (Kings)
1.9	Dave Thomas (30g) (Tigers)
1.8	E.J. Rowland (19g) (Crocodiles)
1.8	Sam Mackinnon (33g) (Bullets)
1.8	Dillon Boucher (33g) (Bullets)

## Turnovers

4.0	Cortez Groves (28g) (Hawks)
3.6	Carlos Powell (33g) (Breakers)
3.6	Brad Newley (33g) (Crocodiles)
3.5	Glen Saville (33g) (Hawks)
3.4	Jelani Gardner (14g) (Crocodiles)

## Blocked Shots

1.8	Chris Anstey (32g) (Tigers)
1.7	David Cooper (33g) (36-ers)
1.5	Paul Rogers (30g) (Wildcats)
1.4	Sam Mackinnon (33g) (Bullets)
1.2	Adam Ballinger (33g) (Hawks)
1.2	Russell Hinder (33g) (Kings)
1.2	Nick Horvath (33g) (36-ers)

## Fouls

4.2	Glen Saville (33g) (Hawks)
4.0	Chris Anstey (32g) (Tigers)
3.9	Nick Horvath (33g) (36-ers)
3.9	Rodney Elliott (23g) (Kings)
3.8	Casey Frank (33g) (Hawks)

## Minutes Played

40.4	Mike Helms (33g) (Slingers)
40.0	Larry Abney (30g) (Crocodiles)
39.7	Kavossy Franklin (33g) (Dragons)
39.6	Carlos Powell (33g) (Breakers)
39.5	Glen Saville (33g) (Hawks)
39.3	Brett Maher (27g) (36-ers)



# 2008

Team	Won	Lost	Home	Road	Pct. Wins	Pct. Pts.
Sydney	27	3	14-1	13-2	90	112.4
Melbourne	22	8	12-3	10-5	73	106.5
Brisbane	20	10	13-2	7-8	67	108.3
Perth	18	12	12-3	6-9	60	106.5
Townsville	17	13	12-3	5-10	57	101.2
Cairns	16	14	10-5	6-9	53	102.7
New Zealand	16	14	11-4	5-10	53	99.0
Gold Coast	15	15	10-5	5-10	50	99.4
Adelaide	14	16	9-6	5-10	47	100.2
West Sydney	10	20	6-9	4-11	33	95.4
Wollongong	9	21	7-8	2-13	30	93.6
Singapore	6	24	5-10	1-14	20	88.2
South	5	25	4-11	1-14	17	90.9

## Play Offs

Quarter Finals (Single Game) – Game 1 – 5th vs. 8th; Game 2 – 6th vs. 7th; Game 3 – 4th vs. Winner Gm1; Game 4 – 3rd vs. Winner Gm2. Semi Finals (Best of Three) – Series 1 -1st vs. Winner of Gm3; Series 2 – 2nd vs. Winner Gm4. Grand Final (Best of Five) – Semi Final Winners

## Quarter Final

- Crocodiles d. Blaze 1-0 (97-89)
- Breakers d. Taipans 1-0 (100-78)
- Wildcats d. Crocodiles (96-78)
- Bullets d. Breakers (106-89)

## Semi Final

- Kings d. Wildcats 2-1 (101-98; 85-94; 109-77)
- Tigers d. Bullets 2-0 (116-98; 115-112)

## Grand Final

- Tigers d. Kings 3-2 (74-95; 104-93; 89-87; 87-90; 85-73)

# 2008 Player Averages

## Points Per Game

- 27.1 Ebi Ere (29g) (Brisbane)
- 24.6 Julius Hodge (12g) (Adelaide)
- 24.0 Kirk Penney (29g) (New Zealand)
- 22.5 Adam Ballinger (30g) (Adelaide)
- 22.5 Shawn Redhage (30g) (Perth)
- 21.7 Chris Anstey (30g) (Melbourne)
- 21.7 Kavossy Franklin (30g) (Wollongong)

## Field Goal %

- 60.5 Stephen Hoare (30g) (Melbourne) (135/223)
- 58.3 Greg Vanderjagt (30g) (Townsville) (91/156)
- 58.1 Ben Pepper (28g) (Townsville) (115/198)
- 57.7 Ben Knight (30g) (Singapore) (188/326)
- 57.5 Nathan Jawai (30g) (Cairns) (211/367)
- 57.4 Mika Vukona (30g) (New Zealand) (93/162)

## Foul Shot %

- 91.0 Stephen Black (30g) (Cairns) (142/156)
- 90.5 John Rillie (30g) (Townsville) (67/74)
- 87.0 Phill Jones (30g) (New Zealand) (80/92)
- 86.1 Brad Davidson (26g) (Adelaide) (99/115)
- 85.9 Shane Heal (19g) (South) (55/64)
- 85.5 Luke Kendall (30g) (Sydney) (65/76)

## 3pt %

- 46.8 CJ Bruton (30g) (Brisbane) (101/216)
- 44.2 Troy Devries (30g) (Sydney) (100/226)
- 44.1 James Harvey (30g) (Gold Coast) (101/229)
- 43.9 Phill Jones (30g) (New Zealand) (76/173)
- 43.5 Kirk Penney (29g) (New Zealand) (104/239)
- 43.2 Jason Smith (30g) (Sydney) (82/190)

## Offensive Rebounds

- 4.0 Julius Hodge (12g) (Adelaide)
- 3.9 Dusty Rychart (29g) (Brisbane)

- 3.8 Rick Rickert (13g) (New Zealand)
- 3.7 Luke Whitehead (9g) (Gold Coast)
- 3.5 Matthew Knight (25g) (Sydney)
- 3.4 Mika Vukona (30g) (New Zealand)

## Defensive Rebounds

- 9.3 Chris Anstey (30g) (Melbourne)
- 7.0 Jacob Holmes (30g) (South)
- 6.9 Rick Rickert (13g) (New Zealand)
- 6.7 Ben Knight (30g) (Singapore)
- 6.6 Paul Rogers (28g) (Perth)
- 6.4 Rod Grizzard (30g) (Singapore)

## Total Rebounds

- 12.0 Chris Anstey (30g) (Melbourne)
- 10.7 Rick Rickert (13g) (New Zealand)
- 9.6 Nathan Jawai (30g) (Cairns)
- 9.5 Ben Knight (30g) (Singapore)
- 9.5 Jacob Holmes (30g) (South)
- 9.4 Dusty Rychart (29g) (Brisbane)

## Assists

- 5.9 Julius Hodge (12g) (Adelaide)
- 5.6 Stephen Black (30g) (Cairns)
- 5.4 Jason Crowe (30g) (Gold Coast)
- 4.9 Joe Ingles (30g) (South)
- 4.9 Kavossy Franklin (30g) (Wollongong)
- 4.6 CJ Bruton (30g) (Brisbane)
- 4.6 Corey Williams (25g) (Townsville)

## Steals

- 2.9 Orien Greene (15g) (New Zealand)
- 2.1 Darnell Hinson (30g) (Sydney)
- 1.9 Dontaye Draper (30g) (Sydney)
- 1.8 Juaquin Hawkins (19g) (Gold Coast)
- 1.8 Darryl McDonald (30g) (Melbourne)
- 1.8 Ebi Ere (29g) (Brisbane)

- 1.8 Jared Newson (13g) (Cairns)
- 1.8 Corey Williams (25g) (Townsville)

## Turnovers

- 4.6 Orien Greene (15g) (New Zealand)
- 4.6 Corey Williams (25g) (Townsville)
- 4.2 Jason Crowe (30g) (Gold Coast)
- 4.1 Rashad Tucker (10g) (Cairns)
- 4.1 Julius Hodge (12g) (Adelaide)
- 3.9 Galen Young (30g) (Townsville)

## Blocked Shots

- 1.9 Chris Anstey (30g) (Melbourne)
- 1.6 David Cooper (30g) (Adelaide)
- 1.4 Derrick Alston (14g) (New Zealand)
- 1.3 Julian Khazzouh (28g) (Sydney)
- 1.3 Paul Rogers (28g) (Perth)
- 1.1 Ian Crosswhite (29g) (Sydney)

## Fouls

- 4.6 Galen Young (30g) (Townsville)
- 4.4 Orien Greene (15g) (New Zealand)
- 4.2 Martin Muursepp (14g) (Melbourne)
- 3.9 Cortez Groves (27g) (South)
- 3.9 Mike Chappell (15g) (Adelaide)
- 3.8 Casey Frank (30g) (Gold Coast)

## Minutes Played

- 42.8 Kavossy Franklin (30g) (Wollongong)
- 42.4 Mike Helms (30g) (Singapore)
- 40.5 Rod Grizzard (30g) (Singapore)
- 40.1 Stephen Black (30g) (Cairns)
- 39.5 Darnell Hinson (30g) (Sydney)
- 38.8 Jason Crowe (30g) (Gold Coast)
- 38.5 James Harvey (30g) (Gold Coast)
- 37.9 Shawn Redhage (30g) (Perth)
- 37.9 Kirk Penney (29g) (New Zealand)

## 2009

Team	Plyd	Won	Lost	Five	Home	Away	% Pts	% Won
South Dragons	30	22	8	4-1	13-2	9-6	110.3	73
Melbourne Tigers	30	20	10	3-2	11-4	9-6	106.5	67
NZ Breakers	30	18	12	2-3	10-5	8-7	106.1	60
Perth Wildcats	30	17	13	4-1	11-4	6-9	102.1	57
Townsville Crocodiles	30	17	13	4-1	12-3	5-10	99.3	57
Adelaide 36ers	30	15	15	3-2	12-3	3-12	100.9	50
Wollongong Hawks	30	11	19	2-3	9-6	2-13	95.0	37
Sydney Spirit	30	11	19	0-5	9-6	2-13	94.5	37
Cairns Taipans	30	11	19	1-4	5-10	6-9	93.6	37
Gold Coast Blaze	30	8	22	3-2	6-9	2-13	93.5	27

### Play Offs

Quarter Finals (Single Game) - Game 1 - 4th vs. 5th; Game 2 - 3rd vs. 6th; Semi Finals (Best of Three) – Series 1 - 1st vs. Winner of Gm3; Series 2 - 2nd vs. Winner Gm4 Grand Final (Best of Five) - Winner Series 1 vs. Winner Series 2

### Quarter Final

Townsville Crocodiles d. Perth Wildcats (103-96)  
New Zealand Breakers d. Adelaide 36ers (131-101)

### Semi Final

South Dragons d. Townsville Crocodiles 2-1 (94-81, 77-82, 101-78)  
Melbourne Tigers d. New Zealand Breakers (117-99, 103-97)

### Grand Final

South Dragons d. Melbourne Tigers 3-2 (93-81, 83-88, 84-67, 95-108, 102-81)

## 2009 Player Averages

### Points Per Game

24.2	Kirk Penney (28g) (New Zealand)
21.1	Ebi Ere (30g) (Melbourne)
20.4	Adam Ballinger (28g) (Adelaide)
19.7	James Harvey (28g) (Gold Coast)
19.1	Shawn Redhage (30g) (Perth)

### Field Goal %

61.1	David Gruber (30g) (Sydney) (132/216)
58.5	Mika Vukona (29g) (South) (72/123)
55.5	Luke Schenscher (30g) (Adelaide) (192/346)
55.1	Matthew Burston (29g) (South) (102/185)
54.9	Daniel Egan (30g) (Townsville) (107/195)

### Foul Shot %

88.5	Brad Williamson (30g) (Townsville) (54/61)
88.1	CJ BRuton (27g) (New Zealand) (96/109)
86.9	Phill Jones (29g) (New Zealand) (73/84)
84.8	Shawn Redhage (30g) (Perth) (167/197)
84.6	Adam Gibson (30g) (South) (66/78)

### 3pt %

47.8	Oscar Forman (30g) (New Zealand) (98/205)
47.4	Adam Ballinger (28g) (Adelaide) (45/95)
47.1	CJ Bruton (27g) (New Zealand) (73/155)
45.6	Stephen Hoare (30g) (Melbourne) (26/57)
43.0	Kavossy Franklin (30g) (Wollongong) (37/86)

### Offensive Rebounds

3.7	Luke Schenscher (30g) (Adelaide)
3.3	Luke Whitehead (27g) (Gold Coast)
3.2	MaTthew Knight (30g) (Sydney)
3.2	Chris Anstey (28g) (Melbourne)
3.0	Rick Rickert (30g) (New Zealand)

### Defensive Rebounds

7.9	Chris Anstey (28g) (Melbourne)
7.1	Luke Schenscher (30g) (Adelaide)
7.0	Luke Whitehead (27g) (Gold Coast)
6.3	Glen Saville (30g) (Wollongong)
5.8	Rosell Ellis (30g) (Townsville)

### Total Rebounds

11.0	Chris Anstey (28g) (Melbourne)
10.8	Luke Schenscher (30g) (Adelaide)
10.3	Luke Whitehead (27g) (Gold Coast)
8.5	Dusty Rychart (30g) (Wollongong)
8.5	Rosell Ellis (30g) (Townsville)

### Assists

5.7	Shane Heal (27g) (Gold Coast)
5.4	CJ Bruton (27g) (New Zealand)
5.1	Darnell Hinson (30g) (Perth)
5.1	Aaron Bruce (28g) (Adelaide)
4.4	Corey Williams (29g) (Townsville)

### Steals

1.9	Damian Martin (22g) (Sydney)
1.8	Rosell Ellis (30g) (Townsville)
1.7	CJ Bruton (27g) (New Zealand)
1.7	Glen Saville (30g) (Wollongong)
1.7	Darnell Hinson (30g) (Perth)

### Turnovers

4.1	Corey Williams (29g) (Townsville)
3.7	Justin Bowen (19g) (Gold Coast)
3.3	Shawn Redhage (30g) (Perth)
3.1	Glen Saville (30g) (Wollongong)
3.1	Shane Heal (27g) (Gold Coast)
3.1	Kirk Penney (28g) (New Zealand)

### Blocked Shots

1.8	Chris Anstey (28g) (Melbourne)
1.4	Nick Horvath (25g) (South)
1.4	Luke Schenscher (30g) (Adelaide)
1.1	Larry Davidson (17g) (Wollongong)
1.1	Larry Abney (18g) (Cairns)
1.1	Adam Ballinger (28g) (Adelaide)

### Fouls

4.0	David Barlow (30g) (Melbourne)
3.9	Glen Saville (30g) (Wollongong)
3.9	Russell Hinder (30g) (Townsville)
3.7	Shawn Redhage (30g) (Perth)
3.7	Dillon Boucher (30g) (New Zealand)

### Minutes Played

38.6	Jason Smith (19g) (Sydney)
38.4	Shane Heal (27g) (Gold Coast)
38.4	Ebi Ere (30g) (Melbourne)
37.4	Kavossy Franklin (30g) (Wollongong)
37.1	Adam Ballinger (28g) (Adelaide)

# 2010

Team	Plyd	Won	Lost	Five	Streak	Home	Away	% Pts	% Won
Perth Wildcats	28	17	11	3-2	won 2	12-2	5-9	105.1	61.00
Wollongong Hawks	28	16	12	3-2	won 3	13-1	3-11	101.3	57.00
Townsville Crocodiles	28	16	12	3-2	lost 1	10-4	6-8	102.1	57.00
Gold Coast Blaze	28	16	12	3-2	won 1	12-2	4-10	101.4	57.00
New Zealand Breakers	28	15	13	5-0	won 6	9-5	6-8	103.2	54.00
Melbourne Tigers	28	11	17	1-4	lost 4	8-6	3-11	96.5	39.00
Cairns Taipans	28	11	17	2-3	lost 2	10-4	1-13	93.4	39.00
Adelaide 36ers	28	10	18	0-5	lost 7	7-7	3-11	97.1	36.00

## Play Offs

Semi Finals - (Best of Three) – Series 1 - 1st vs. 5th; Series 2 - 2nd vs. 3rd  
 Grand Final - (Best of Three) - Winner Series 1 vs. Winner Series 2

## Semi Final

Perth Wildcats d. Gold Coast Blaze 2-0 (81-68, 82-78)  
 Wollongong Hawks d. Townsville Crocodiles 2-1 (87-68, 53-82, 88-76)

## Grand Final

Perth Wildcats d. Wollongong Hawks 2-1 (75-64, 63-75, 96-72)

# 2010 Player Averages

## Points Per Game

23.2	Kirk Penney (19g) (New Zealand)
18.1	Corey Williams (28g) (Townsville)
17.9	Tywain Mckee (17g) (Wollongong)
17.6	Adam Ballinger (28g) (Adelaide)
17.5	Julius Hodge (19g) (Melbourne)
16.9	John Gilchrist (25g) (Adelaide)
16.8	CJ Bruton (28g) (New Zealand)
16.3	Ayinde Ubaka (22g) (Gold Coast)
16.3	Mark Worthington (28g) (Melbourne)
15.7	Shawn Redhage (28g) (Perth)

## Offensive Rebounds

2.7	Rick Rickert (27g) (New Zealand)
2.6	Larry Davidson (26g) (Wollongong)
2.5	Dillon Boucher (28g) (New Zealand)
2.5	Luke Schenscher (28g) (Perth)
2.5	Rolan Roberts (28g) (Townsville)
2.5	Daniel Johnson (28g) (Melbourne)
2.3	Anthony Petrie (23g) (Gold Coast)
2.3	Dusty Rychart (28g) (Cairns)
2.2	Tom Greer (26g) (Melbourne)
2.1	Erron Maxey (26g) (Gold Coast)

## Steals

1.4	CJ Bruton (28g) (New Zealand)
1.4	Glen Saville (28g) (Wollongong)
1.4	Damian Martin (27g) (Perth)
1.3	Dillon Boucher (28g) (New Zealand)
1.3	Julius Hodge (19g) (Melbourne)
1.2	Tywain Mckee (17g) (Wollongong)
1.2	Corey Williams (28g) (Townsville)
1.2	Phill Jones (28g) (Cairns)
1.1	Kevin Lisch (28g) (Perth)
1.1	Mark Worthington (28g) (Melbourne)

## Field Goal %

65.2	Dillon Boucher (28g) (New Zealand) (58/89)
55.4	Daniel Johnson (28g) (Melbourne) (108/195)
55.1	Cameron Tovey (28g) (Townsville) (70/127)
54.5	Rick Rickert (27g) (New Zealand) (126/231)
54.1	Luke Schenscher (28g) (Perth) (120/222)
53.5	Mika Vukona (28g) (Gold Coast) (69/129)
53.2	David Gruber (28g) (Wollongong) (66/124)
53.0	Rolan Roberts (28g) (Townsville) (114/215)
52.4	Matthew Burston (22g) (Adelaide) (86/164)
52.4	Dusty Rychart (28g) (Cairns) (140/267)

## Defensive Rebounds

5.5	Mark Worthington (28g) (Melbourne)
4.5	Dusty Rychart (28g) (Cairns)
4.4	Jacob Holmes (26g) (Adelaide)
4.4	Matthew Burston (22g) (Adelaide)
4.3	Larry Davidson (26g) (Wollongong)
4.3	Kirk Penney (19g) (New Zealand)
4.3	Chris Anstey (16g) (Melbourne)
4.3	Erron Maxey (26g) (Gold Coast)
4.3	Anthony Petrie (23g) (Gold Coast)
4.3	Rolan Roberts (28g) (Townsville)

## Turnovers

4.6	Julius Hodge (19g) (Melbourne)
3.4	Corey Williams (28g) (Townsville)
3.0	Tywain Mckee (17g) (Wollongong)
2.6	Shawn Redhage (28g) (Perth)
2.6	Dusty Rychart (28g) (Cairns)
2.5	Rich Melzer (28g) (Cairns)
2.5	John Gilchrist (25g) (Adelaide)
2.4	Cortez Groves (28g) (Adelaide)
2.4	Kirk Penney (19g) (New Zealand)
2.4	Mark Worthington (28g) (Melbourne)

## Foul Shot %

90.3	Ayinde Ubaka (22g) (Gold Coast) (93/103)
89.4	James Harvey (28g) (Gold Coast) (76/85)
88.2	CJ Bruton (28g) (New Zealand) (105/119)
88.0	Phill Jones (28g) (Cairns) (73/83)
86.8	Adam Ballinger (28g) (Adelaide) (59/68)
85.7	Kevin Lisch (28g) (Perth) (48/56)
84.3	Chris Goulding (28g) (Gold Coast) (43/51)
82.8	Stephen Weigh (28g) (Perth) (48/58)
82.6	Shawn Redhage (28g) (Perth) (100/121)
80.5	Kirk Penney (19g) (New Zealand) (103/128)

## Total Rebounds

6.9	Rick Rickert (27g) (New Zealand)
6.9	Larry Davidson (26g) (Wollongong)
6.9	Mark Worthington (28g) (Melbourne)
6.8	Rolan Roberts (28g) (Townsville)
6.8	Dusty Rychart (28g) (Cairns)
6.7	Luke Schenscher (28g) (Perth)
6.7	Anthony Petrie (23g) (Gold Coast)
6.5	Matthew Burston (22g) (Adelaide)
6.4	Jacob Holmes (26g) (Adelaide)
6.4	Erron Maxey (26g) (Gold Coast)

## Blocked Shots

1.5	Rolan Roberts (28g) (Townsville)
1.3	Adam Ballinger (28g) (Adelaide)
1.0	Larry Davidson (26g) (Wollongong)
1.0	Luke Schenscher (28g) (Perth)
0.9	Julius Hodge (19g) (Melbourne)
0.9	Anthony Petrie (23g) (Gold Coast)
0.8	Mark Worthington (28g) (Melbourne)
0.8	Shawn Redhage (28g) (Perth)
0.7	Rich Melzer (28g) (Cairns)
0.7	Chris Anstey (16g) (Melbourne)

## 3pt %

49.1	Larry Davidson (26g) (Wollongong) (28/57)
48.8	Glen Saville (28g) (Wollongong) (42/86)
47.8	Damian Martin (27g) (Perth) (32/67)
46.4	Darren Ng (28g) (Adelaide) (51/110)
45.9	Martin Cattalini (27g) (Perth) (34/74)
45.7	Mat Campbell (28g) (Wollongong) (58/127)
45.0	Brad Williamson (28g) (Townsville) (59/131)
42.2	Ayinde Ubaka (22g) (Gold Coast) (38/90)
42.1	Kevin Lisch (28g) (Perth) (56/133)
41.9	Russell Hinder (28g) (Townsville) (36/86)

## Assists

6.0	Julius Hodge (19g) (Melbourne)
4.4	Adam Gibson (25g) (Gold Coast)
4.4	Corey Williams (28g) (Townsville)
4.3	John Gilchrist (25g) (Adelaide)
4.2	Tywain Mckee (17g) (Wollongong)
4.2	Ayinde Ubaka (22g) (Gold Coast)
3.5	Cortez Groves (28g) (Adelaide)
3.4	CJ Bruton (28g) (New Zealand)
3.2	Dillon Boucher (28g) (New Zealand)
3.1	Rhys Martin (28g) (Wollongong)

## Fouls

3.8	Dillon Boucher (28g) (New Zealand)
3.4	Rolan Roberts (28g) (Townsville)
3.2	Matthew Burston (22g) (Adelaide)
3.2	Julius Hodge (19g) (Melbourne)
3.1	Adam Gibson (25g) (Gold Coast)
3.1	Nathan Herbert (27g) (Adelaide)
3.0	Oscar Forman (27g) (New Zealand)
3.0	Glen Saville (28g) (Wollongong)
3.0	Mark Worthington (28g) (Melbourne)
3.0	Luke Schenscher (28g) (Perth)

# 2011

Team	Plyd	Won	Lost	Five	Streak	Home	Away	% Pts	% Won
New Zealand Breakers	28	22	6	3-2	won 2	12	10	104.1	79.00
Townsville Crocodiles	28	17	11	3-2	won 3	13	4	102.9	61.00
Cairns Taipans	28	16	12	3-2	won 3	12	4	103.8	57.00
Perth Wildcats	28	16	12	3-2	lost 1	10	6	108.6	57.00
Wollongong Hawks	28	15	13	3-2	won 1	10	5	102.9	54.00
Gold Coast Blaze	28	13	15	5-0	won 6	8	5	98.2	46.00
Melbourne Tigers	28	10	18	1-4	lost 4	5	5	93.7	36.00
Adelaide 36ers	28	9	19	2-3	lost 2	7	2	93.7	32.00
Sydney Kings	28	8	20	0-5	lost 7	5	3	93.7	29.00

## Play Offs

Semi Finals - (Best of Three) – Series 1 - 1st vs. 4th; Series 2 - 2nd vs. 3rd

Grand Final - (Best of Three) - Winner Series 1 vs. Winner Series 2

## Semi Final

New Zealand Breakers d. Perth Wildcats (2-1) 78 - 101; 93 - 89; 99 - 83

Cairns Taipans d. Townsville Crocodiles (2-1) 73 - 76; 74 - 57; 93 - 83

## Grand Final

New Zealand Breakers d. Cairns Taipans (2-1) 85 - 67; 81 - 85 (2OT); 71 - 53

# 2011 Player Averages

## Points Per Game

20.1	Kirk Penney (23g) (New Zealand)
20.1	Gary Ervin (27g) (Wollongong)
18.0	Shawn Redhage (18g) (Perth)
17.4	Julian Khazzouh (27g) (Sydney)
17.3	Corey Williams (23g) (Melbourne)

## Field Goal %

60.7	Mika Vukona (28g) (New Zealand) (105/173)
60.1	Luke Nevill (18g) (Melbourne) (86/143)
58.5	Ira Clark (24g) (Gold Coast) (165/282)
55.2	Wade Helliwell (28g) (Melbourne) (48/87)
54.9	Gary Wilkinson (26g) (New Zealand) (161/293)

## Foul Shot %

88.7	James Harvey (18g) (Gold Coast) (63/71)
87.9	Tim Coenraad (28g) (Wollongong) (51/58)
87.9	CJ Bruton (28g) (New Zealand) (58/66)
86.2	Kevin Braswell (28g) (New Zealand) (56/65)
85.5	Russell Hinder (26g) (Townsville) (47/55)

## 3pt %

44.8	Russell Hinder (26g) (Townsville) (30/67)
43.6	Kirk Penney (23g) (New Zealand) (78/179)
42.4	Darren Ng (14g) (Adelaide) (25/59)
41.6	Oscar Foreman (28g) (Wollongong) (52/125)
41.2	Larry Davidson (25g) (Wollongong) (21/51)

## Offensive Rebounds

3.0	Mika Vukona (28g) (New Zealand)
3.0	Julian Khazzouh (27g) (Sydney)
2.8	Ian Crosswhite (28g) (Cairns)
2.8	Luke Schenscher (28g) (Townsville)
2.7	Luke Nevill (18g) (Melbourne)

## Defensive Rebounds

7.1	Julian Khazzouh (27g) (Sydney)
5.5	Larry Davidson (25g) (Wollongong)
5.3	Corey Williams (23g) (Melbourne)
5.1	Mark Worthington (20g) (Gold Coast)
4.8	Ira Clark (24g) (Gold Coast)

## Total Rebounds

10.0	Julian Khazzouh (27g) (Sydney)
8.0	Larry Davidson (25g) (Wollongong)
7.6	Mika Vukona (28g) (New Zealand)
7.4	Luke Nevill (18g) (Melbourne)
7.0	Mark Worthington (20g) (Gold Coast)

## Assists

6.1	Corey Williams (23g) (Melbourne)
5.4	Adam Gibson (27g) (Gold Coast)
4.5	Gary Ervin (27g) (Wollongong)
4.4	Eddie Shannon (19g) (Adelaide)
4.3	Kevin Braswell (28g) (New Zealand)

## Steals

2.3	Damian Martin (28g) (Perth)
1.5	Peter Crawford (28g) (Townsville)
1.4	Eddie Shannon (19g) (Adelaide)
1.4	Rhys Carter (22g) (Adelaide)
1.4	Glen Saville (22g) (Wollongong)

## Turnovers

5.7	Corey Williams (23g) (Melbourne)
3.6	Kevin Braswell (28g) (New Zealand)
3.0	Ira Clark (24g) (Gold Coast)
2.8	Gary Ervin (27g) (Wollongong)
2.8	Patrick Sanders (21g) (Sydney)

## Blocked Shots

1.9	Adam Ballinger (26g) (Adelaide)
1.8	Julian Khazzouh (27g) (Sydney)
1.2	Luke Nevill (18g) (Melbourne)
1.2	Ira Clark (24g) (Gold Coast)
1.1	Luke Schenscher (28g) (Townsville)

## Fouls

3.7	Ira Clark (24g) (Gold Coast)
3.5	Mika Vukona (28g) (New Zealand)
3.4	Matthew Burston (27g) (Melbourne)
3.3	Shawn Redhage (18g) (Perth)
3.2	Julian Khazzouh (27g) (Sydney)

# 2012

Team	Plyd	Won	Lost	Five	Streak	Home	Away	% Pts	% Won
New Zealand Breakers	28	21	7	4-1	-1	13	8	109.4	75.00
Perth Wildcats	28	19	9	3-2	3	10	9	112.1	67.00
Gold Coast Blaze	28	17	11	3-2	2	10	7	105.9	60.00
Townsville Crocodiles	28	15	13	2-3	-2	11	4	100.1	53.00
Cairns Taipans	28	15	13	2-3	1	9	6	96.1	53.00
Melbourne Tigers	28	11	17	1-4	-3	7	4	96.2	39.00
Sydney Kings	28	11	17	2-3	-1	5	6	94.0	39.00
Wollongong Hawks	28	9	19	3-2	3	4	5	93.7	32.00
Adelaide 36ers	28	8	20	1-4	-4	4	4	93.6	28.00

## Play Offs

Semi Finals - (Best of Three) – Series 1 - 1st vs. 4th; Series 2 - 2nd vs. 3rd

Grand Final - (Best of Three) - Winner Series 1 vs. Winner Series 2

## Semi Final

New Zealand Breakers d. Townsville Crocodiles (2-1) 88 – 99; 94 – 83; 97 - 80

Perth Wildcats d. Gold Coast Blaze (2-1) 85 – 70; 72 – 70; 88 – 67

## Grand Final

New Zealand Breakers d. Perth Wildcats (2-1) 104 – 98 (OT); 86 – 87; 79 - 73

# 2012 Player Averages

## Points Per Game

17.3	Jamar Wilson (27g)
17.3	Kevin Lisch (34g)
16.6	Gary Wilkinson (33g)
16.6	Adris Deleon (28g)
16.5	Daniel Johnson (28g)
16.4	Julian Khazzouh (26g)
16.3	Cameron Tragardh (28g)
15.5	Anatoly Bose (25g)
15.2	Thomas Abercrombie (33g)
14.8	Peter Crawford (31g)

## Offensive Rebounds

4.3	Julian Khazzouh (26g)
3.7	Diamon Simpson (27g)
3.4	Jerai Grant (28g)
3.4	Will Hudson (31g)
2.7	Luke Schenschler (24g)
2.5	Jacob Holmes (31g)
2.5	Alex Pledger (34g)
2.5	Daniel Johnson (28g)
2.4	Ian Crosswhite (22g)
2.3	Matthew Knight (29g)

## Steals

2.2	Cedric Jackson (33g)
2.0	Damian Martin (26g)
1.6	Adris Deleon (28g)
1.4	Brad Robbins (34g)
1.4	Eddie Gill (31g)
1.3	Elvin Mims (31g)
1.2	Cameron Tovey (32g)
1.1	Kevin Lisch (34g)
1.1	Adam Gibson (30g)
1.1	Peter Crawford (31g)

## Field Goal %

7.4	Cameron Tragardh (28g)
6.4	Gary Wilkinson (33g)
6.2	Julian Khazzouh (26g)
6.2	Jamar Wilson (27g)
5.9	Daniel Johnson (28g)
5.7	Diamon Simpson (27g)
5.6	Adris Deleon (28g)
5.6	Kevin Lisch (34g)
5.2	Shawn Redhage (34g)
5.1	Thomas Abercrombie (33g)

## Defensive Rebounds

6.5	Julian Khazzouh (26g)
6.5	Jacob Holmes (31g)
5.3	Ian Crosswhite (22g)
5.3	Daniel Johnson (28g)
4.9	Diamon Simpson (27g)
4.8	Jerai Grant (28g)
4.6	Mark Worthington (31g)
4.5	Anatoly Bose (25g)
4.4	Glen Saville (28g)
4.2	Cameron Tovey (32g)

## Turnovers

3.2	Cedric Jackson (33g)
3.2	Jamar Wilson (27g)
3.0	Aaron Bruce (17g)
2.9	Eddie Gill (31g)
2.9	Chris Warren (28g)
2.9	Adris Deleon (28g)
2.7	Peter Crawford (31g)
2.7	Daniel Dillon (27g)
2.6	Rhys Martin (28g)
2.6	Stephen Weigh (28g)

## Foul Shot %

4.3	Jamar Wilson (27g)
4.2	Eddie Gill (31g)
4.1	Daniel Johnson (28g)
4.1	Kevin Lisch (34g)
3.9	Julian Khazzouh (26g)
3.8	Mark Worthington (31g)
3.8	Anatoly Bose (25g)
3.7	Aaron Bruce (17g)
3.5	Adris Deleon (28g)
3.0	Cedric Jackson (33g)

## Total Rebounds

10.8	Julian Khazzouh (26g)
9.0	Jacob Holmes (31g)
8.6	Diamon Simpson (27g)
8.1	Jerai Grant (28g)
7.7	Ian Crosswhite (22g)
7.7	Daniel Johnson (28g)
6.7	Anatoly Bose (25g)
6.3	Mark Worthington (31g)
6.1	Mika Vukona (28g)
6.0	Will Hudson (31g)

## Blocked Shots

2.1	Julian Khazzouh (26g)
1.5	Diamon Simpson (27g)
1.4	Jerai Grant (28g)
1.1	Luke Nevill (34g)
1.0	Daniel Johnson (28g)
0.9	Ian Crosswhite (22g)
0.9	Thomas Abercrombie (33g)
0.8	Damian Martin (26g)
0.8	Oscar Forman (28g)
0.8	Alex Pledger (34g)

## 3pt %

2.6	Peter Crawford (31g)
2.5	Chris Warren (28g)
2.4	CJ Bruton (28g)
2.4	Andrew Warren (28g)
2.3	Oscar Forman (28g)
2.1	Kevin Lisch (34g)
1.9	Ron Dorsey (28g)
1.9	Thomas Abercrombie (33g)
1.9	Adris Deleon (28g)
1.9	Daryl Corletto (33g)

## Assists

6.5	Cedric Jackson (33g)
4.7	Adam Gibson (30g)
4.4	Aaron Bruce (17g)
3.9	Eddie Gill (31g)
3.6	Rhys Martin (28g)
3.5	Damian Martin (26g)
3.4	Daniel Dillon (27g)
3.3	Ayinde Ubaka (18g)
3.2	Chris Warren (28g)
3.2	Adris Deleon (28g)

## Fouls

3.6	Mika Vukona (34g)
3.6	Julian Khazzouh (26g)
3.1	Graeme Dann (18g)
3.0	Eddie Gill (31g)
3.0	Dillon Boucher (34g)
3.0	Cameron Tovey (32g)
2.9	Aaron Bruce (17g)
2.9	Mark Worthington (31g)
2.9	Alex Loughton (23g)
2.9	Ian Crosswhite (22g)



## NBL Media Information

---

### MEDIA ACCREDITATION

Entry to all NBL venues requires an NBL Media Access Pass. Passes can be obtained by applying via the NBL Media Manager. Please contact the NBL office for application forms. All completed forms must be filled out on-line with with a passport photo.

---

### Media Seating At A Venue

Please note that an NBL media pass does not guarantee a place at the courtside bench, or a seat in the grandstand, at a venue. To book a place in either, contact the media manager of the home club and alert them that you will be attending at least 48 hours prior to the game.

---

### Media Seating During Nbl Finals

Seating for media during NBL Finals cannot be guaranteed. Media wishing to attend these games must contact the home club's media manager at least 48 hours prior to the game.

Preference will be given to working journalists filing to deadline. Additional accreditation may be required for Finals games, and media will be advised of this during the regular season.

---

### Post Game Media Conference

A media conference is held by all clubs following each NBL game. The head coach and a player from the winning team will attend the conference 15 minutes after the completion of each game. The head coach and a player from the losing team will attend the conference 25 minutes after the completion of a game.

Media conferences are usually held in the media room. Please contact the home club's media manager if you are unsure of the location.

---

### Telephone Lines/Internet

STD telephone lines are available for media use in the media room at each stadium. Lines are not provided on courtside media benches unless requested through the home club well in advance of the game. Access to internet can also be arranged by prior arrangement.

---

### Statistics

Statistics are provided to the working media at an NBL game after each quarter, and within 15 minutes of game finishing. Final statistics will also be brought to the media room.

---

### Interviews

Requests for player and/or coach interviews should be made through the club's media manager.

---

### Team Training Sessions

Most team training sessions are open to the media. Check with the club's media manager to confirm the training schedule and availability of players and coaches for interview.

---

### PROCESS FOR NBL PLAYER/COACH AWARDS

#### Most Valuable Player

Voted on by NBL head coaches. Votes are allocated by both coaches following each game during the season, with the highest vote getter at the end of the regular season winning the award.

**Announcement of the winner is made during the Finals series.**

---

#### All-Nbl Teams

Voted on by NBL head coaches, assistant coaches (one per club) and team captains (one per club).

Each voter is asked to nominate their First, Second, and Third teams, and balance them with three outside and two inside players to replicate a proper team.

A player nominated for the First Team will receive three votes, Second Team two votes, and Third Team one vote. The five highest vote getters after all nominations are tallied are named to the All-NBL First Team, places six to ten make the All-NBL Second Team, and eleven to fifteen make the All-NBL Third Team.

*Note: All final teams do not necessarily have to include three outside and two inside players as the final vote tally determines the result regardless of position. Announcement of the teams are made at the End of Season Awards function.*

Voted on by NBL head coaches, assistant coaches (one per club), and team captains (one per club) on a 3-2-1 basis.

Clubs nominate a player from their club for Rookie of the Year, Best Defensive Player, Best Sixth Man, and Most Improved Player, which then forms the final list before voting. All NBL Head Coaches are eligible for Coach of the Year.

Announcement of Coach of the Year is made at the End of Season awards function. All other awards listed are made via media release after the final round of the regular season, and prior to the End of Season awards function.

---

#### Player / Coach Of The Month

Voted on by NBL head coaches and media representatives each month on a 3-2-1 basis.

Ballot forms are sent via email at the completion of each month during the season. Head coaches are not allowed to vote for players from their own club.

Statistics for 20 of the NBL's leading players, and coaches with winning records during the specified period, are forwarded with voting forms. The Player of the Month does not need to have won a Player of the Week award.

---





OFFICIAL NAMING RIGHTS SPONSOR

---



OFFICIAL PARTNERS

---



