



مركز الإحصاء
STATISTICS CENTRE



Preliminary Population Estimates

Mid-year 2012

Release Date: March 2014
Publication reference code: NSPS.01.P1

Contents

Foreword.....	1
Introduction.....	2
Key Statistics	3
Statistical Tables.....	9
Glossary.....	15
Technical Notes	17
Release Information.....	18
Contacts.....	19

Figures

Figure 1: Population Estimates by Citizenship, Gender, Abu Dhabi Emirate, mid-year 2012.....	3
Figure 2: Population Estimates, Abu Dhabi Emirate, mid-years 1995 to 2012	4
Figure 3: Population Estimates by Citizenship, Abu Dhabi Emirate, mid-years 1995 to 2012	4
Figure 4: Population Estimates by Gender, Abu Dhabi Emirate, mid-years 1995 to 2012.....	5
Figure 5: Population by Region, Abu Dhabi Emirate, mid-year 2012	6
Figure 6: Age and Gender Population Pyramid for citizens, Abu Dhabi Emirate, mid-year 2012	7
Figure 7: Age and Gender Population Pyramid for Non-citizens, Abu Dhabi Emirate, mid-year 2012	8

Foreword

The Statistics Centre - Abu Dhabi, is committed to produce accurate and reliable population estimates under the supervision of the Executive Council of the Emirate of Abu Dhabi and the directives of His Highness General Sheikh Mohammed bin Zayed Al Nahyan, Crown Prince of Abu Dhabi, Deputy Supreme Commander of the Armed Forces and Chairman of the Executive Council.

The Statistics Centre - Abu Dhabi is a relatively new entity, having been established under Law No. (7) for the year 2008, issued by His Highness Sheikh Khalifa bin Zayed Al Nahyan, President of the UAE and Ruler of the Emirate of Abu Dhabi, May Allah protect him. The Centre has the ambition to improve the quality, consistency and accuracy of population estimates by continually refining methods and data quality in collaboration with Emirate and Federal Government entities.

This report is part of a planned regular series of population estimate publications. It is intended to produce and revise estimates biannually so decision makers always have reliable population data to support policy and service delivery. Updates will be based on new data on births, deaths and migration of usual residents received from our partner entities, particularly Health Authority of Abu Dhabi, Ministry of Interior and UAE Identity Authority.

The mid-year population estimates are essential for a range of important statistics. Mid-year population estimates are used as denominators for rates and ratios in many key statistical indicators. They are also used as a base to calculate other population statistics.

Key users include Abu Dhabi Emirate government departments and municipalities, academia and private users in health and real estate. The population estimates are used for planning and monitoring, service delivery, resource allocation and managing the economy

We envisage that the provision of accurate and reliable population estimates on a regular basis will provide a contribution to building this nation and developing services for its people.

Butti Ahmed Mohammed Bin Butti Al Qubaisi

Director General

Introduction

The population estimates in this publication are produced for the 2012 mid-year reference date (30 June). The population estimates for mid-year 2012 are preliminary. (See Glossary for more information on the terminology of preliminary, revised and final population estimates.)

This publication presents the key information shown by the preliminary 2012 mid-year population estimates. It provides information about the size and structure of the population in Abu Dhabi Emirate and its three regions at 30 June 2012. The population estimates are calculated for regions, but not for statistical districts, statistical sectors or smaller areas. This publication also describes the terminology, definitions and methods used to calculate the population estimates.

The mid-year estimates refer to the population on 30 June of the reference year. The reference year for the population estimates in this publication is 2012.

The regions of the Abu Dhabi Emirate are Abu Dhabi Region, Al Ain Region and Al Gharbia. The regional division of Abu Dhabi Emirate was changed in 2011. Previously the Emirate consisted of four regions. (See Technical Notes)

The mid-year population estimates are for the usual resident population, which includes:

- All UAE citizens who usually reside in Abu Dhabi Emirate, whether currently resident in Abu Dhabi or away from the Emirate for any length of time.
- Non-citizens who are resident in Abu Dhabi Emirate at the reference date and have been or intend to be residents for 6 months or more.

(For more details see Census De Jure population in Glossary)

The population estimates are produced using interpolation and extrapolation techniques. (See Technical Notes)

The mid-year population estimates are essential for a range of important statistics. Mid-year population estimates are used as denominators for rates and ratios in many key statistical indicators. They are also used as a base to calculate other population statistics. Mid-year population estimates are also used for weighting of survey estimates. Key users include Abu Dhabi Emirate government departments and municipalities, academia and private users in health and real estate. The population estimates are used for planning and monitoring, service delivery, resource allocation and managing the economy.

Key Statistics

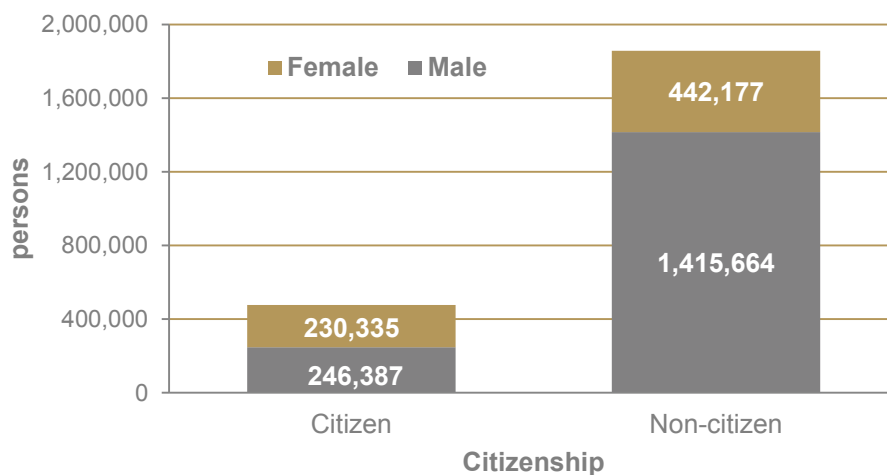
Preliminary Estimated Resident Population, mid-year 2012

The resident population of the Emirate was 2,334,563 people as at 30 June 2012. Compared with the population of 1,374,169 people in 2005, the average annual population growth in the last seven years to 30 June 2012 was 7.9% per year.

The citizen population in the Abu Dhabi Emirate was 476,722. There were more United Arab Emirate (UAE) citizens in the Abu Dhabi Emirate than in any other Emirate. More than 46% of UAE citizens lived in Abu Dhabi Emirate¹.

The majority of the Abu Dhabi Emirate population were non-citizens. About 79.6% of the total population were non-citizens, and 20.4% were citizens of the UAE.

Figure 1: Population Estimates by Citizenship, Gender, Abu Dhabi Emirate, mid-year 2012



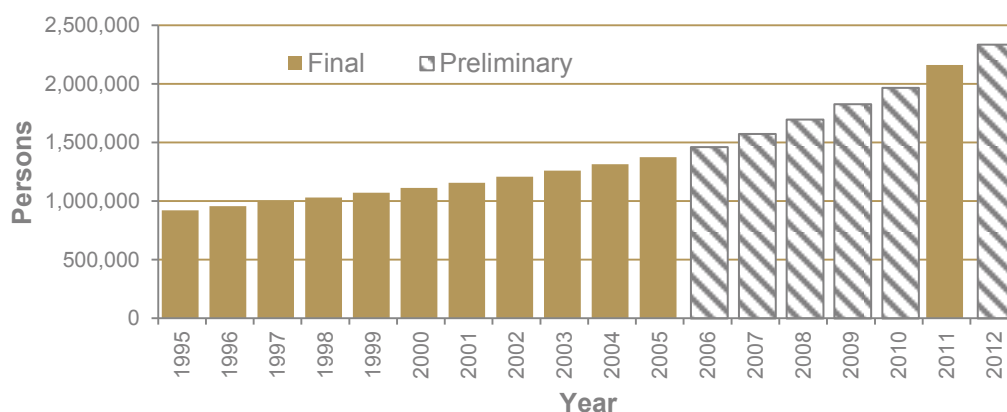
Source: Statistics Centre - Abu Dhabi

¹ The estimated share is based on National Bureau of Statistics population estimates for mid-year 2010 extrapolated to 2012 and compared with 2012 mid-year population estimates in this publication. The percentage is approximate.

Population Change over Time

The population in Abu Dhabi has been growing rapidly. The mid-year 2012 population estimates showed that the population of the Emirate was 2,334,563 people, compared with the population of 920,300 people in 1995 and 1,374,200 people in 2005. The average annual growth rate between 1995 and 2012 was 5.6%. The population growth rate has also increased. Between 1995 and 2005 the Emirate had an average annual growth rate of 4.1%, and between 2005 and 2012 the average annual growth rate was 7.9%.

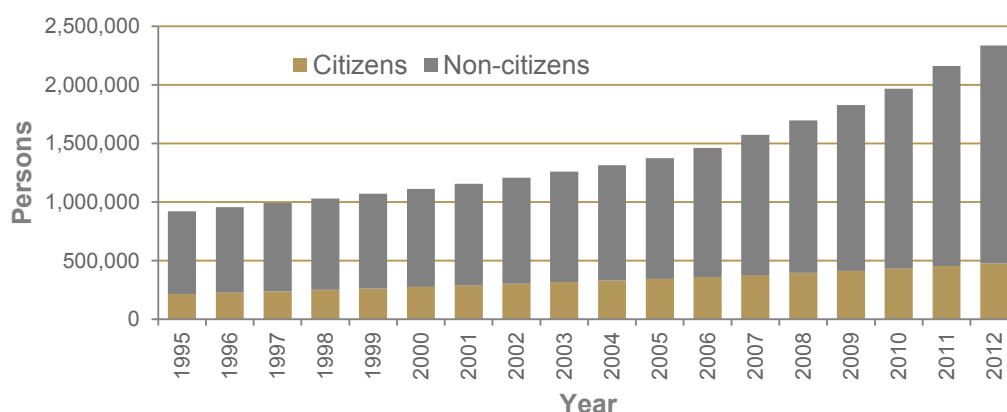
Figure 2: Population Estimates, Abu Dhabi Emirate, mid-years 1995 to 2012



Source: Statistics Centre - Abu Dhabi

The average annual growth in the citizen population was 4.8% per annum from 2005 to 2012. By comparison, the growth in the non-citizen population was 8.8%. The fast average annual growth rate of the citizen population was mostly due to natural increase but also a net gain of migration from other Emirates. The even faster average annual growth rate of the non-citizen population was due to a very large number of migrants coming to work in the Abu Dhabi Emirate.

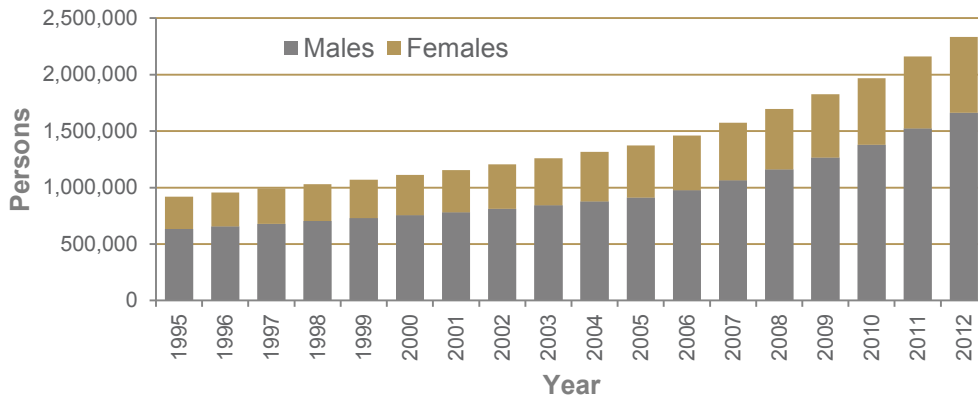
Figure 3: Population Estimates by Citizenship, Abu Dhabi Emirate, mid-years 1995 to 2012



Source: Statistics Centre - Abu Dhabi

The large growth in the non-citizen population also led to large growth in the numbers of males. From 2005 to 2012 the male population grew at 9.0% per annum while the female population grew at 5.5% per annum.

Figure 4: Population Estimates by Gender, Abu Dhabi Emirate, mid-years 1995 to 2012



Source: Statistics Centre - Abu Dhabi

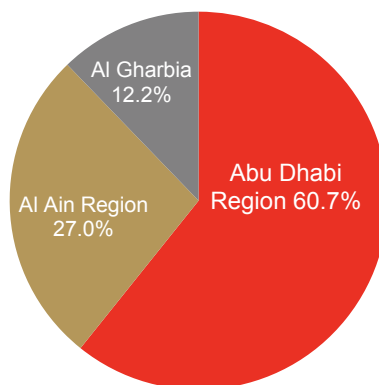
Population in Regions

Abu Dhabi Region had the largest population of the three regions in the Emirate. The estimated population in Abu Dhabi Region for mid-year 2012 was 1,418,202 people or 60.7%, Al Ain Region 631,005 people or 27.0%, and Al Gharbia 285,356 people or 12.2%, making the total mid-year resident population of the Abu Dhabi Emirate 2,334,563.

Al Ain Region had the largest proportion of citizens with 30.8% citizens, with 194,158 citizens and 436,847 non-citizens. Abu Dhabi Region had 17.9% citizens, with 253,740 citizens and 1,164,462 non-citizens. Al Gharbia had 10.1% citizens, with 28,824 citizens and 256,532 non-citizens. The population of Abu Dhabi Region was much larger than the population of the other two regions, and more than half of the Emirati citizens of Abu Dhabi Emirate 53.2% lived in the Abu Dhabi Region.

Al Gharbia had the most male dominated population, with 59.7% males for citizens and 92.4% males for non-citizens. In Abu Dhabi Region and Al Ain Region the gender distribution was more even, with 51.4% and 50.8% males in the citizen population, respectively. The proportion of males in the non-citizen population in Abu Dhabi Region and Al Ain Region was 74.5% and 71.1%, respectively.

Figure 5: Population by Region, Abu Dhabi Emirate, mid-year 2012



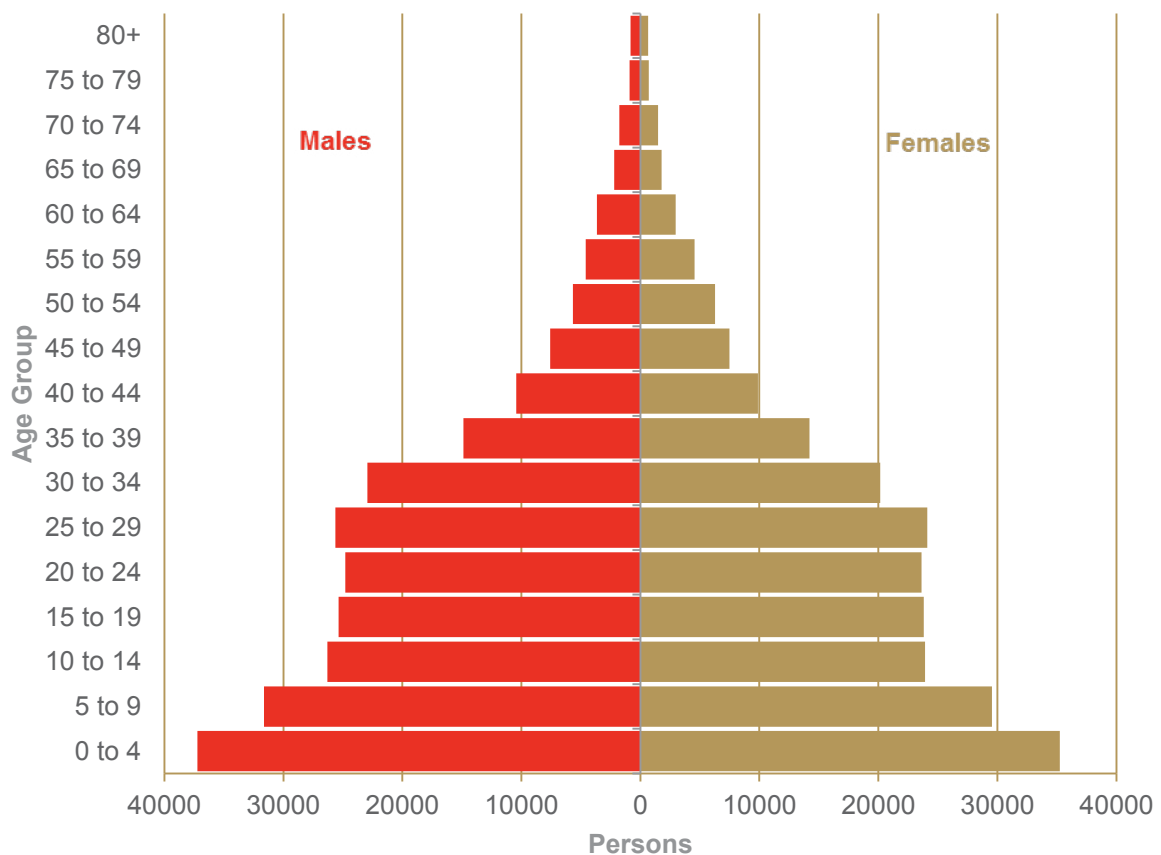
Source: Statistics Centre - Abu Dhabi

Age and Gender Structure of the Population

The population pyramid for citizens at mid-year 2012 had a triangular shape with a broad base and a narrow top. The age cohorts of people 34 years or less were significantly larger than the age cohorts of people 35 years or more. People 34 years or less were born after 1977.

The female age groups 25 to 34 years were the main child-bearing age groups. Large numbers of female citizens in the five year age groups 25 to 29 years and 30 to 34 years were reflected in the large numbers of children 0 to 4 years and 5 to 9 years. The large age groups for citizen children 0 to 4 years and 5 to 9 years indicated a strong population growth of the citizen population through natural increase.

Figure 6: Age and Gender Population Pyramid for citizens, Abu Dhabi Emirate, mid-year 2012

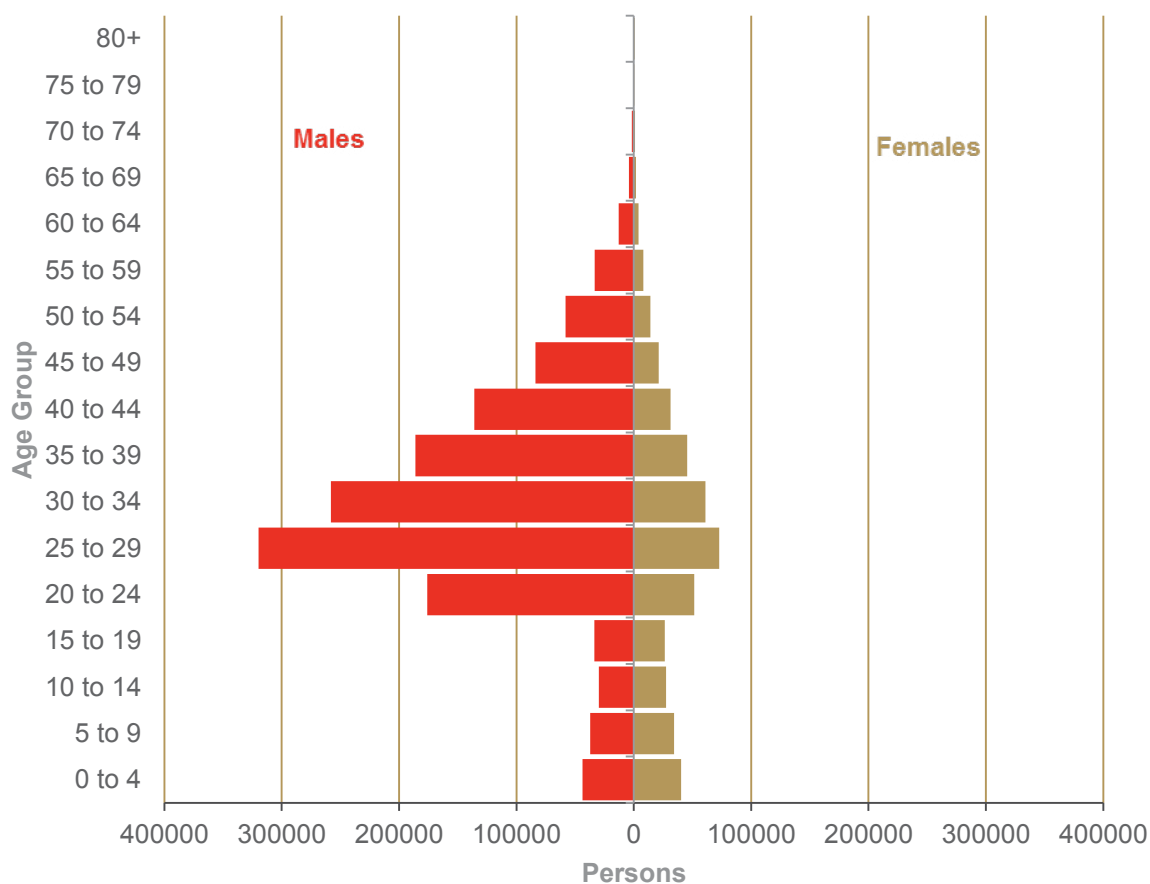


Source: Statistics Centre - Abu Dhabi

The age-group 80+ is larger than the age-group 75 to 79 years simply because the 80+ age group contains all people 80 years and older. For age-groups 70 years and older the citizen population is larger than the non-citizen population

The non-citizen population had an unusual age and gender structure, because it consisted mostly of migrants coming to Abu Dhabi to work for a few years. The male non-citizen population was more than three times the size of the female non-citizen population. Almost 40.8% of male non-citizens were in the age group 25 to 34 years, and 30.2% of females were in the same age group.

Figure 7: Age and Gender Population Pyramid for Non-citizens, Abu Dhabi Emirate, mid-year 2012



Source: Statistics Centre - Abu Dhabi

The population pyramid for non-citizens had a narrow base indicating relatively few children, compared with the broad base in the population pyramid for citizens. However, the number of non-citizen children was similar to the number of citizen children.

Statistical Tables

Table 1: Population Estimates by Region, Citizenship and Gender, Abu Dhabi Emirate mid-year 2012, Preliminary.....	10
Table 2: Population Estimates by 5-year Age Groups, Citizenship and Gender, Abu Dhabi Emirate mid-year 2012, Preliminary	11
Table 3: Population Estimates by 5-year Age Groups, Citizenship and Gender, Abu Dhabi Region mid-year 2012, Preliminary	12
Table 4: Population Estimates by 5 year Age Groups, Citizenship and Gender, Al Ain Region mid-year 2012, Preliminary.....	13
Table 5: Population Estimates by 5-year Age Groups, Citizenship and Gender, Al Gharbia mid-year 2012, Preliminary	14

Table 1: Population Estimates by Region, Citizenship and Gender, Abu Dhabi Emirate mid-year 2012, Preliminary

Region	Citizenship / Gender						Total
	Citizens			Non-Citizens			
	Males	Females	Total	Males	Females	Total	
Abu Dhabi Emirate	246,387	230,335	476,722	1,415,664	442,177	1,857,841	2,334,563
Abu Dhabi Region	130,506	123,234	253,740	867,910	296,552	1,164,462	1,418,202
Al Ain Region	98,686	95,472	194,158	310,748	126,099	436,847	631,005
Al Gharbia	17,195	11,629	28,824	237,006	19,526	256,532	285,356

Source: Statistics Centre – Abu Dhabi

Table 2: Population Estimates by 5-year Age Groups, Citizenship and Gender, Abu Dhabi Emirate mid-year 2012, Preliminary

Age Group	Citizenship / Gender						Total
	Citizens			Non-Citizens			
	Males	Females	Total	Males	Females	Total	
Total	246,387	230,335	476,722	1,415,664	442,177	1,857,841	2,334,563
0 - 4	37,231	35,234	72,465	43,623	40,285	83,908	156,373
5 - 9	31,637	29,546	61,183	37,250	34,206	71,456	132,639
10 - 14	26,310	23,911	50,221	29,907	27,568	57,475	107,696
15 - 19	25,374	23,819	49,193	33,538	26,409	59,947	109,140
20 - 24	24,801	23,624	48,425	176,010	51,477	227,487	275,912
25 - 29	25,621	24,107	49,728	319,892	72,729	392,621	442,349
30 - 34	22,928	20,151	43,079	258,169	60,922	319,091	362,170
35 - 39	14,873	14,216	29,089	186,193	45,474	231,667	260,756
40 - 44	10,421	9,880	20,301	136,046	31,213	167,259	187,560
45 - 49	7,582	7,478	15,060	83,787	21,340	105,127	120,187
50 - 54	5,672	6,267	11,939	58,200	14,130	72,330	84,269
55 - 59	4,585	4,543	9,128	33,364	8,145	41,509	50,637
60 - 64	3,641	2,960	6,601	12,760	3,985	16,745	23,346
65 - 69	2,199	1,783	3,982	4,104	1,909	6,013	9,995
70 - 74	1,771	1,474	3,245	1,616	1,046	2,662	5,907
75 - 79	903	694	1,597	643	581	1,224	2,821
80 +	838	648	1,486	562	758	1,320	2,806

Source: Statistics Centre – Abu Dhabi

Table 3: Population Estimates by 5-year Age Groups, Citizenship and Gender, Abu Dhabi Region mid-year 2012, Preliminary

Age Group	Citizenship / Gender						Total
	Citizens			Non-Citizens			
	Males	Females	Total	Males	Females	Total	
Total	130,506	123,234	253,740	867,910	296,552	1,164,462	1,418,202
0 - 4	19,284	18,084	37,368	29,642	27,231	56,873	94,241
5 - 9	16,887	15,575	32,462	24,853	22,789	47,642	80,104
10 - 14	13,915	12,629	26,544	19,878	18,022	37,900	64,444
15 - 19	13,517	12,872	26,389	19,666	16,460	36,126	62,515
20 - 24	12,722	13,047	25,769	103,301	31,311	134,612	160,381
25 - 29	13,033	12,585	25,618	200,489	47,771	248,260	273,878
30 - 34	11,908	10,931	22,839	163,363	41,810	205,173	228,012
35 - 39	8,199	7,935	16,134	112,684	31,640	144,324	160,458
40 - 44	6,072	5,606	11,678	79,425	21,813	101,238	112,916
45 - 49	4,379	4,229	8,608	47,928	15,304	63,232	71,840
50 - 54	3,204	3,438	6,642	33,284	10,235	43,519	50,161
55 - 59	2,635	2,478	5,113	20,367	6,062	26,429	31,542
60 - 64	1,999	1,618	3,617	8,502	3,031	11,533	15,150
65 - 69	1,109	878	1,987	2,750	1,435	4,185	6,172
70 - 74	865	709	1,574	1,017	725	1,742	3,316
75 - 79	446	319	765	388	373	761	1,526
80 +	332	301	633	373	540	913	1,546

Source: Statistics Centre – Abu Dhabi

Table 4: Population Estimates by 5 year Age Groups, Citizenship and Gender, Al Ain Region mid-year 2012, Preliminary

Age Group	Citizenship / Gender						Total
	Citizens			Non-Citizens			
	Males	Females	Total	Males	Females	Total	
Total	98,686	95,472	194,158	310,748	126,099	436,847	631,005
0 - 4	15,909	15,257	31,166	11,829	10,887	22,716	53,882
5 - 9	13,088	12,452	25,540	10,455	9,425	19,880	45,420
10 - 14	11,075	9,990	21,065	8,483	7,997	16,480	37,545
15 - 19	10,505	9,678	20,183	10,713	8,609	19,322	39,505
20 - 24	10,003	9,330	19,333	41,234	17,967	59,201	78,534
25 - 29	9,925	10,304	20,229	63,028	22,116	85,144	105,373
30 - 34	8,658	8,338	16,996	50,614	16,714	67,328	84,324
35 - 39	5,488	5,654	11,142	39,060	11,879	50,939	62,081
40 - 44	3,610	3,851	7,461	30,170	8,054	38,224	45,685
45 - 49	2,625	2,892	5,517	19,374	5,260	24,634	30,151
50 - 54	2,039	2,551	4,590	13,689	3,387	17,076	21,666
55 - 59	1,650	1,843	3,493	7,550	1,822	9,372	12,865
60 - 64	1,485	1,185	2,670	2,779	873	3,652	6,322
65 - 69	1,001	836	1,837	998	425	1,423	3,260
70 - 74	804	672	1,476	434	287	721	2,197
75 - 79	385	341	726	195	185	380	1,106
80 +	436	298	734	143	212	355	1,089

Source: Statistics Centre - Abu Dhabi

Table 5: Population Estimates by 5-year Age Groups, Citizenship and Gender, Al Gharbia mid-year 2012, Preliminary

Age Group	Citizenship / Gender						Total
	Citizens			Non-Citizens			
	Males	Females	Total	Males	Females	Total	
Total	17,195	11,629	28,824	237,006	19,526	256,532	285,356
0 - 4	2,038	1,893	3,931	2,152	2,167	4,319	8,250
5 - 9	1,662	1,519	3,181	1,942	1,992	3,934	7,115
10 - 14	1,320	1,292	2,612	1,546	1,549	3,095	5,707
15 - 19	1,352	1,269	2,621	3,159	1,340	4,499	7,120
20 - 24	2,076	1,247	3,323	31,475	2,199	33,674	36,997
25 - 29	2,663	1,218	3,881	56,375	2,842	59,217	63,098
30 - 34	2,362	882	3,244	44,192	2,398	46,590	49,834
35 - 39	1,186	627	1,813	34,449	1,955	36,404	38,217
40 - 44	739	423	1,162	26,451	1,346	27,797	28,959
45 - 49	578	357	935	16,485	776	17,261	18,196
50 - 54	429	278	707	11,227	508	11,735	12,442
55 - 59	300	222	522	5,447	261	5,708	6,230
60 - 64	157	157	314	1,479	81	1,560	1,874
65 - 69	89	69	158	356	49	405	563
70 - 74	102	93	195	165	34	199	394
75 - 79	72	34	106	60	23	83	189
80 +	70	49	119	46	6	52	171

Source: Statistics Centre – Abu Dhabi

Glossary

Base Population

Because population estimates use the Census as its main data source, it is said to be 'based' on the latest previous Census and this is referred to as the base population.

De Jure

"De Jure" is an expression that means "according to law", as contrasted with de facto, which means "concerning fact".

A "De Jure population" is therefore the population that is legally entitled to live in an area (country). It normally refers to registered citizens and other registered persons with resident permits. This data is normally extracted from population registers, such as an ID card database or taxation records including dependants.

A "Census De Jure population count" is an approximation of the "De Jure population" from a Census count. The Abu Dhabi definition of usual residents is a "Census De Jure population count".

A usual resident, AD definition, is a person who usually lives in the Emirate of Abu Dhabi. Usual residents include the UAE citizens who are either inside or outside the Emirate but usually reside in the Emirate of Abu Dhabi. It also includes all the non-citizens who intend to stay continuously in the Emirate for at least for six months or more, or those who stayed in the Emirate for at least six consecutive months prior to the census reference night.

De Jure population is a population concept under which individuals (usual residents) are attributed to a geographical area on the basis of their place of residence.

Final population estimates

Final population estimates are produced for a reference date when all data used to make the estimates are final. This usually follows the finalisation of the Census following the reference date. Final estimates can be indicated with (f) in tables, but normally no indicator is used, so the absence of an indicator, (p) preliminary or (r) revised, mean the estimates are final.

Mid-year

The reference date for mid-year estimates is 30 June each year.

Net undercount

The term "Census net undercount" is the difference between the actual Census count and the estimate of the number of people who should have been counted in the Census. For a category of persons (based on age, sex and place of usual residence), net undercount is the result of Census undercount, over count, misclassification and imputation error. Adding the net undercount of people back into the population is a crucial step in arriving at the most accurate estimate of the resident population at the time of the Census.

The Census net undercount was estimated based on several different comparisons with control data, without the use of a post enumeration survey.

Preliminary population estimates

Preliminary population estimates are produced for a reference date at a point in time after the reference date but before all relevant input data are available or finalised. Preliminary estimates can be indicated with (p) in tables. Preliminary population estimates are subject to revision.

Revised population estimates

Revised population estimates are updates of preliminary population estimates for a reference date at a point in time after the reference date, and are produced when new information is obtained but before all input data for final population estimates are available or finalised. Revised estimates can be indicated with (r) in tables. When new information becomes available population estimates that are preliminary (p) can be revised, resulting in either a new revised (r) estimate or a final estimate. Revised estimates may also be revised again before final estimates are available.

Usual Resident

A usual resident of Abu Dhabi Emirate, with the De Jure AD definition, is a person who usually lives in the Emirate of Abu Dhabi. Usual residents include the UAE citizens who are outside the Emirate but usually reside in the Emirate of Abu Dhabi. It also includes all the non-citizens who have stayed or intend to stay continuously in the Emirate for at least six months.

The place of usual residence is where a usual resident sleeps most nights.

Technical Notes

Geographic change

The regional division of Abu Dhabi Emirate was changed in 2011. Previously the Emirate consisted of four regions, Abu Dhabi Region, Al Ain Region, Western Region and Emirate's Islands. In 2011 the Emirate's Islands were distributed to Abu Dhabi and Western Region forming two larger regions called Abu Dhabi Region and Al Gharbia respectively. The geographic extent of Al Ain Region remained unchanged.

In 2011, the population that was previously in Emirate's Islands was allocated to Abu Dhabi Region and Al Gharbia. About 90% of the population was allocated to Abu Dhabi Region and the remainder to Al Gharbia.

Calculation methodology

The calculation of 2012 preliminary mid-year population estimates of usual residents assumes constant population growth rates. The calculations are based on a fixed population growth rate between population estimates for the census reference dates.

The extrapolation procedure does not include any assumptions about intercensal or post census variations of population growth. Annual variations in population growth due to variations in the component of population growth (fertility, mortality and migration) are only reflected on average during years between Censuses.

Age, gender and region population estimates are constrained to a total population estimate. The total population estimate is derived from exponential extrapolation of four control totals (Male Citizens, Female Citizens, Male Non-citizens and Female Non-citizen).

Release Information

Data Release Schedule

The release date for preliminary mid-year 2012 population estimate in this publication is indicated on the cover page.

Preliminary mid-year population estimates are then expected to be released in December of each year, including revised population estimates for the previous year.

Access to Data

Population estimates are released by SCAD in this publication, but also available in other sources, such as:

- Abu Dhabi Statistical Yearbook
- Abu Dhabi in Figures
- SCAD web page (<http://www.scad.ae/en/statistics/Pages/Statistics.aspx?ThemeID=4>).

Responsibility for Calculations

The role of the Statistics Centre Abu Dhabi is regulated in Law 7 of 2008. Articles 18.3 and 20.1 are relevant for what information SCAD should provide. SCAD has the responsibility to calculate and release official population estimates.

Methods for calculating population estimates should be agreed with National Bureau of Statistics.

Abu Dhabi Government entities should observe the SCAD adopted:

- Definitions,
- Classifications, and
- Technical Standards.

Law No. 7 of 2008

Article 18.3

Coordinate with the Federal Entity to approve and apply the methodologies, standards, classifications and definitions related to the statistical processes.

Article 20.1

Employees concerned with statistical work in Government entities in the Emirate shall observe the definitions, classifications and technical standards adopted by the Centre in the field of their work, and

Contacts

For more information about population estimates and other official statistics, please visit the statistics link on the SCAD website at <http://www.scad.ae>

Statistics Centre – Abu Dhabi (SCAD)

Tel: +971 2 8100000

Fax: +971 2 8100800

Email: info@scad.ae

Address: P.O. Box: 6036, Abu Dhabi, United Arab Emirates

Website: www.scad.ae

