

DEPARTMENT OF DEFENSE



## BASE STRUCTURE REPORT - FISCAL YEAR 2015 BASELINE

A Summary of the Real Property Inventory



**Department of Defense  
Base Structure Report  
FY 2015 Baseline**

|              |  |                    |
|--------------|--|--------------------|
| <b>I.</b>    | <b>Introduction .....</b>                                    | <b>DoD-2</b>       |
| <b>II.</b>   | <b>Organization .....</b>                                    | <b>DoD-2</b>       |
| <b>III.</b>  | <b>Display Criteria and Definitions .....</b>                | <b>DoD-3</b>       |
| <b>IV.</b>   | <b>Portfolio Summary .....</b>                               | <b>DoD-6</b>       |
| <b>V.</b>    | <b>Personnel Assigned by Military Installation .....</b>     | <b>DoD-17</b>      |
| <b>VI.</b>   | <b>Site Size by Location Summary.....</b>                    | <b>DoD-18</b>      |
| <b>VII.</b>  | <b>Total DoD Inventory.....</b>                              | <b>DoD-29</b>      |
| <b>VIII.</b> | <b>Individual Service Inventories05256225</b>                |                    |
|              | <b>Army .....</b>  | <b>ARMY-1</b>      |
|              | <b>Navy .....</b>  | <b>NAVY-1</b>      |
|              | <b>Air Force.....</b>  | <b>AIR FORCE-1</b> |
|              | <b>Marine Corps.....</b>                                     | <b>USMC-1</b>      |
|              | <b>Washington Headquarters Services.....</b>                 | <b>WHS-1</b>       |
| <b>VIX.</b>  | <b>State/Territories Army National Guard Inventory .....</b> | <b>STATE-1</b>     |
| <b>X.</b>    | <b>Personnel Data from DMDC.....</b>                         | <b>PERS-1</b>      |
| <b>XI.</b>   | <b>Acronyms .....</b>  | <b>APPENDIX-A</b>  |

# **Department of Defense Base Structure Report FY 2015 Baseline**

## **I. Introduction**

The Base Structure Report (BSR) – FY 2015 Baseline is a snapshot of real property data collected as of September 30, 2014, and serves as the baseline for the start of the next fiscal year. The data presented here is a consolidated summary of the Military Departments’ native real property inventory (RPI) data submitted annually in accordance with DoD Instruction 4165.14, “Real Property Inventory and Forecasting”, to support the requirements of title 10, U.S. Code, section 2721, “Real Property Records.”

This consolidated database, known as the Real Property Assets Database (RPAD), is the source for all DoD RPI data reporting requirements throughout the year. This report is very popular and used by many diverse users, so we are continually trying to adjust the data displays to reflect the most commonly requested information on DoD RPI. While not intended to answer every single question about DoD’s real property portfolio, the BSR should provide most readers with accurate background information about the vast majority of issues regarding DoD’s real property infrastructure.

With the increased focus on reducing the federal government’s real estate footprint, DoD has been a leader in the Freeze the Footprint initiative to not increase the overall infrastructure square footage from a baseline established in 2012. The initiative, focused primarily on office and warehouse space, has already seen a reduction of over 11 million square feet through disposal, consolidation, lease termination or demolition. This figure represents over 50% of the total federal government’s Freeze the Footprint savings.

Even with these reductions, DoD is still one of the Federal government’s larger holders of real estate managing a global real property portfolio that consists of nearly 562,000 facilities (buildings, structures, and linear structures), located on over 4,800 sites worldwide and covering over 24.9 million acres.

## **II. Organization**

As with previous years’ version, the BSR – FY 2015 Baseline provides a comprehensive listing of all sites owned or managed by DoD based on the criteria provided in Section III of this report. The portfolio summary provides an overview of the size of the DoD inventory, followed by the summary information, first arrayed alphabetically by State for all of DoD, and then repeated in sections dedicated to each Service. The last section provides summary details on sites managed by the States as part of the Army National Guard. All other Reserve Component sites are reported as part of their respective Military Department.

It is important to understand, when using this report, that the physical base structure is dynamic, and will naturally change throughout the year (new construction, demolitions, etc.). Since the BSR is an annual “snapshot” of the DoD’s physical plant, the data is just

## **Department of Defense Base Structure Report FY 2015 Baseline**

captured at the end of the fiscal year - for this report on September 30, 2014. Since sites and assets continue to be listed in the BSR until they are legally removed from the inventory, even though they may be in various stages of activity, it is not unusual to find unutilized assets still reported in the BSR while awaiting disposal. For the purpose of this inventory reporting, a site is defined as a specific geographic location containing real property assets. Each site is then assigned a Real Property Site Unique Identifier (RPSUID), along with a name specific to that location. Sites are usually assigned to military installations even though they may be physically separated in location.

The last section of this report reflects authoritative personnel data within the constraints of data reporting by the Defense Manpower Data Center (DMDC). This section is not managed by this office, so any questions should be directed to DMDC.

### **III. Display Criteria and Definitions**

This inventory data is extracted directly from the Military Departments' authoritative real property inventories as submitted to the Office of the Secretary of Defense (OSD) for consolidation in RPAD. When submitted, the data is certified in writing as representing accurate data by the Senior Real Property Officers of the Military Departments.

– **Display Criteria:** To qualify for individual entry in the BSR, a DoD site located in the United States must be larger than 10 acres **AND** have a Plant Replacement Value (PRV) greater than \$10 million. Sites located in a foreign country must be larger than 10 acres **OR** have a PRV greater than \$10 million to be shown as a separate entry. Sites not meeting these criteria are aggregated as an “Other” location within each state or country. Army National Guard State sites have the criteria adjusted to reflect sites larger than five acres **AND** have a PRV greater than \$5 million. State sites not meeting this criteria are aggregated as “Other” for each state.

– **Site:** Physical (geographic) location that is owned by, leased to, or otherwise possessed by a DoD Component. Each site is assigned to a single installation. A site may exist in one of three forms: *land only* – where no facilities are present; *facility or facilities only* – where there the underlying land is neither owned nor controlled by the government, and *land with facilities* – where both are present.

– **Installation:** A military base, camp, post, station, yard, center, homeport facility for any ship, or other activity under the jurisdiction of the Department of Defense, including leased space, that is controlled by, or primarily supports DoD's activities. An installation may consist of one or more sites, or may be an administrative designation. Though this report focuses primarily on sites, Table 1 represents the number of entries designated as active installations as identified by the Military Departments in the Installations Table.

**Department of Defense  
Base Structure Report  
FY 2015 Baseline**

| SERVICE          | Active     | Reserve   | Guard      | Other    | Total      |
|------------------|------------|-----------|------------|----------|------------|
| ARMY             | 103        | 8         | 102        | 9        | 222        |
| NAVY             | 104        | 3         | 0          | 0        | 107        |
| AIR FORCE        | 86         | 10        | 87         | 0        | 183        |
| WHS              | 1          | 0         | 0          | 0        | 1          |
| <b>DoD Total</b> | <b>294</b> | <b>21</b> | <b>189</b> | <b>9</b> | <b>513</b> |

**Table 1. Active Installations from the RPAD Installations Table**

- **Component:** Designates the primary DoD Component for the owner/reporter of a site, either Active, Guard, or Reserve.
- **Name Nearest City:** Identifies the name of the city where the real property assets are located or name of the city nearest the assets.
- **Building:** A roofed and floored facility enclosed by exterior walls and consisting of one or more levels that is suitable for single or multiple functions.
- **Structure:** A facility other than a building or linear structure constructed on or in the land (e.g., tower, storage tank, wharf, pier).
- **Linear Structure:** A facility whose function requires that it traverse land (e.g., runway, road, rail line, pipeline, fence, pavement, electrical distribution line) and is reported by a linear unit of measure.
- **Buildings Owned Count:** Number of buildings owned by the Federal Government.
- **Buildings Owned Square Feet (SqFt):** Square footage for buildings owned by the Federal Government.
- **Buildings State Owned Count:** Number of buildings owned by a specific State or Territory.
- **Buildings State Owned SqFt:** Square footage for buildings owned by a specific State or Territory.
- **Buildings Leased Count:** Identifies the number of leased buildings.

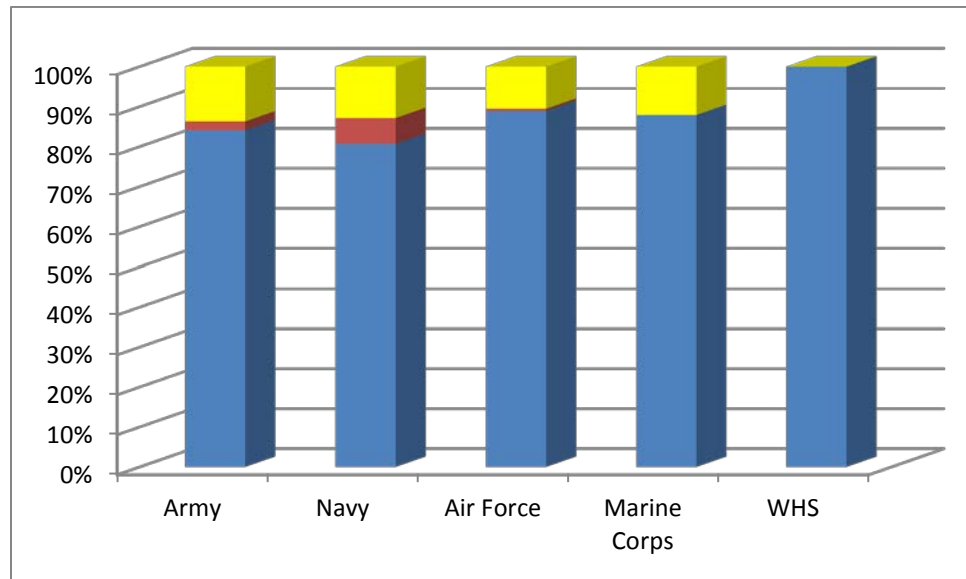


## Department of Defense Base Structure Report FY 2015 Baseline

### IV. Portfolio Summary

The DoD manages a worldwide real property portfolio that spans all 50 states, seven U.S. territories with outlying areas, and 42 foreign countries. The majority of the foreign sites are located in Germany (181 sites), Japan (122 sites), and South Korea (83 sites). Locations of DoD sites by Military Service and Agency are depicted in Figure 1.

**Graphical Distribution of DoD Sites**



| Area             | Army         | Navy       | Air Force    | Marine Corps | WHS       | Total        |
|------------------|--------------|------------|--------------|--------------|-----------|--------------|
| United States    | 1,562        | 803        | 1,535        | 160          | 94        | 4,154        |
| Territories      | 41           | 64         | 9            | 0            | 0         | 114          |
| Overseas         | 255          | 128        | 182          | 22           | 0         | 587          |
| <b>DoD Total</b> | <b>1,858</b> | <b>995</b> | <b>1,726</b> | <b>182</b>   | <b>94</b> | <b>4,855</b> |

**Figure 1. Number of DoD Sites by Service/Agency**

**Department of Defense  
Base Structure Report  
FY 2015 Baseline**

The DoD collects data on assets as buildings, structures and linear structures as the framework for cataloging the Department's real property portfolio. Table 2 shows the breakout of buildings, structures, and linear structures by Military Department for the DoD worldwide. The PRV is a useful mechanism for calculating the cost to replace the existing inventory and does not reflect actual construction or acquisition costs.

| Service/WH   | Number of Assets |            |                   |         | PRV (\$B) |            |                   |          |
|--------------|------------------|------------|-------------------|---------|-----------|------------|-------------------|----------|
|              | Buildings        | Structures | Linear Structures | Total   | Buildings | Structures | Linear Structures | Total    |
| Army         | 138,545          | 78,902     | 55,363            | 272,810 | \$216.20  | \$35.85    | \$49.75           | \$301.80 |
| Navy         | 61,109           | 34,788     | 15,474            | 111,371 | \$136.74  | \$50.33    | \$36.31           | \$223.38 |
| Air Force    | 50,766           | 46,743     | 30,371            | 127,880 | \$174.33  | \$35.29    | \$66.23           | \$275.85 |
| Marine Corps | 26,156           | 17,253     | 5,719             | 49,128  | \$51.04   | \$9.60     | \$10.73           | \$71.37  |
| WH           | 194              | 427        | 165               | 786     | \$6.76    | \$0.15     | \$0.06            | \$6.97   |
| DoD Total    | 276,770          | 178,113    | 107,092           | 561,975 | \$585.07  | \$131.22   | \$163.08          | \$879.37 |

**Table 2. Number of DoD Assets and PRV by Military Department Worldwide**



**Department of Defense  
Base Structure Report  
FY 2015 Baseline**

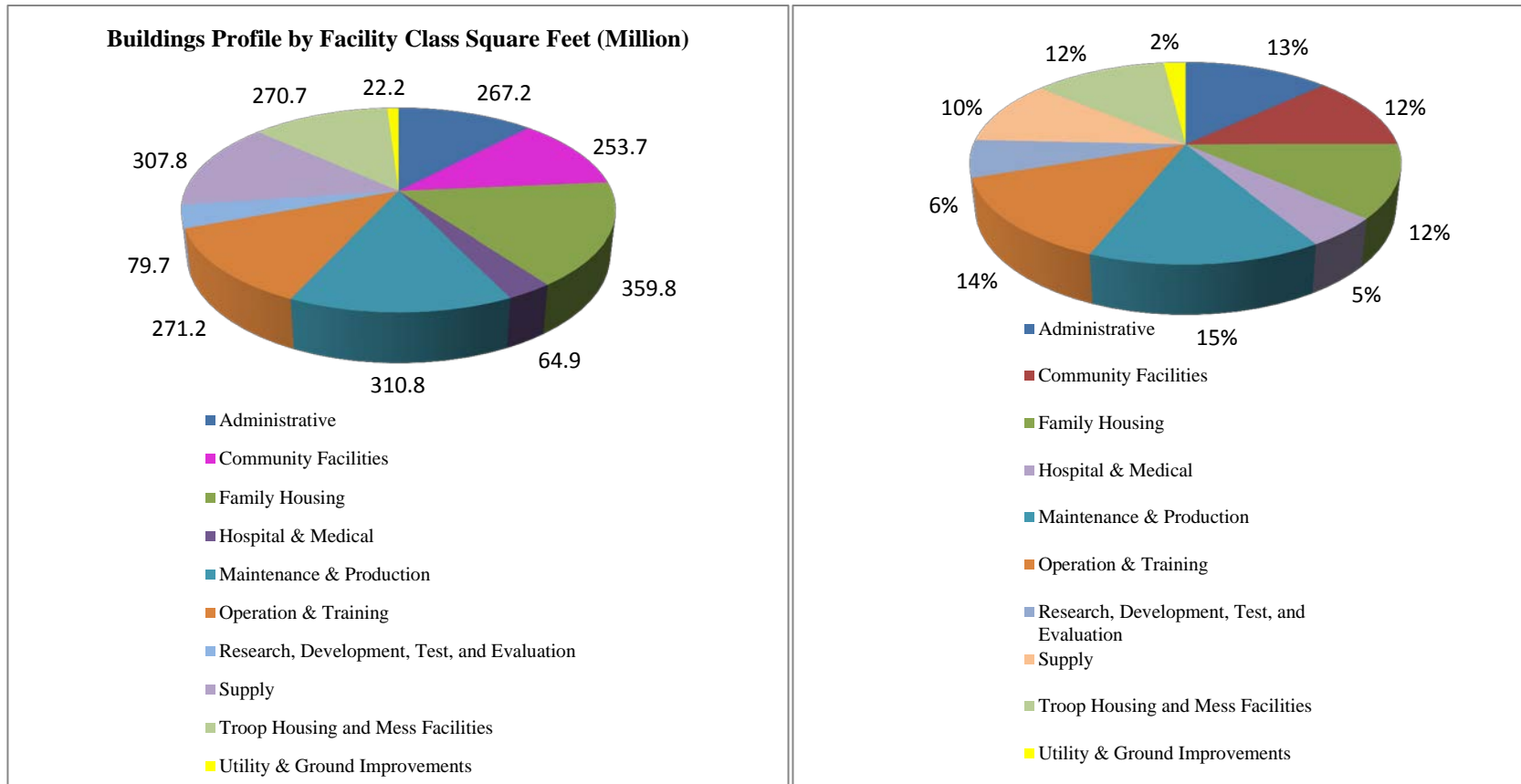
**BUILDINGS:** The DoD occupies a reported 276,770 buildings throughout the world, valued at over \$585 billion and comprising over 2.2 billion square feet. DoD’s building portfolio by legal interest is depicted in Table 3. The DoD’s buildings profile is distributed by facility class, as shown in Figure 2.

| Service/WHS  | Number of Buildings |        |        |         |
|--------------|---------------------|--------|--------|---------|
|              | Owned               | Leased | Other  | Total   |
| Army         | 86,278              | 4,671  | 47,596 | 138,545 |
| Navy         | 39,564              | 725    | 20,820 | 61,109  |
| Air Force    | 44,733              | 607    | 5,426  | 50,766  |
| Marine Corps | 11,373              | 99     | 14,684 | 26,156  |
| WHS          | 105                 | 88     | 1      | 194     |
| DoD Total    | 182,053             | 6,190  | 88,527 | 276,770 |

**Table 3. Number of DoD Buildings by Legal Interest<sup>8</sup>**

<sup>8</sup> Figures include those buildings that have been privatized or are operated by private entities in direct support of the DoD mission. These types of relationships are included in the “Other” category, and account for 23% of the total number of buildings.

## Department of Defense Base Structure Report FY 2015 Baseline



**Figure 2. Area and PRV of DoD Buildings by Facility Class<sup>9</sup>**

<sup>9</sup> Figures include those buildings that have been privatized or are operated by private entities in direct support of the DoD mission. These types of relationships account for 7% of the total buildings PRV.

## Department of Defense Base Structure Report FY 2015 Baseline

### Structures Portfolio

The DoD uses over 178,000 structures throughout the world, valued at over \$131 billion. The legal interest of the assets in this portfolio is depicted in Table 4. The predominant use of these structures by PRV is shown in Figure 3.

| Service/WHS  | Number of Assets |        |        | Total   |
|--------------|------------------|--------|--------|---------|
|              | Owned            | Leased | Other  |         |
| Army         | 68,602           | 189    | 10,111 | 78,902  |
| Navy         | 29,551           | 185    | 5,052  | 34,788  |
| Air Force    | 43,380           | 123    | 3,240  | 46,743  |
| Marine Corps | 13,399           | 2      | 3,852  | 17,253  |
| WHS          | 419              | 0      | 8      | 427     |
| DoD Total    | 155,351          | 499    | 22,263 | 178,113 |

**Table 4. Number of DoD Structures by Legal Interest<sup>10</sup>**

<sup>10</sup> Figures include those structures that have been privatized or are operated by private entities in direct support of the DoD mission. These types of relationships are included in the "Other" category. They account for over 5% of the total number of structures, and 1% of the total structures PRV.

# Department of Defense Base Structure Report FY 2015 Baseline

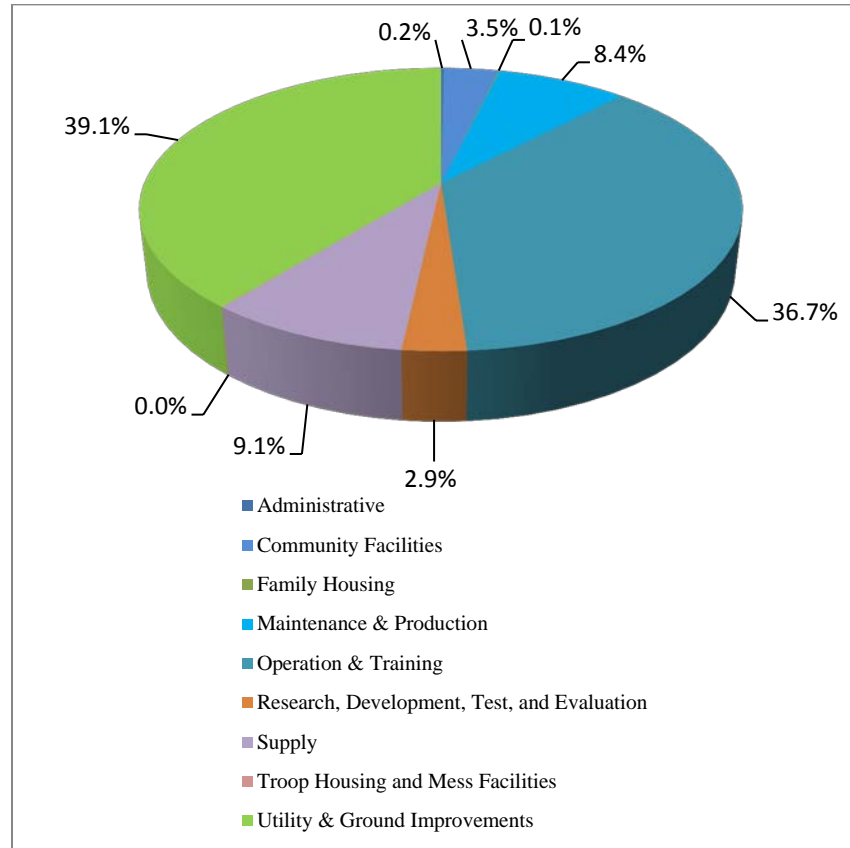


Figure 3. Structures Facility Class by PRV

**Department of Defense  
Base Structure Report  
FY 2015 Baseline**

**Linear Structures Portfolio**

DoD manages over 107,000 linear structures throughout the world, valued at over \$163 billion. DoD’s linear structures portfolio by legal interest is depicted in Table 5. The preponderance of these are Utilities and Ground Improvements, such as roads. The predominant use of the linear structures by PRV is shown in Figure 4.

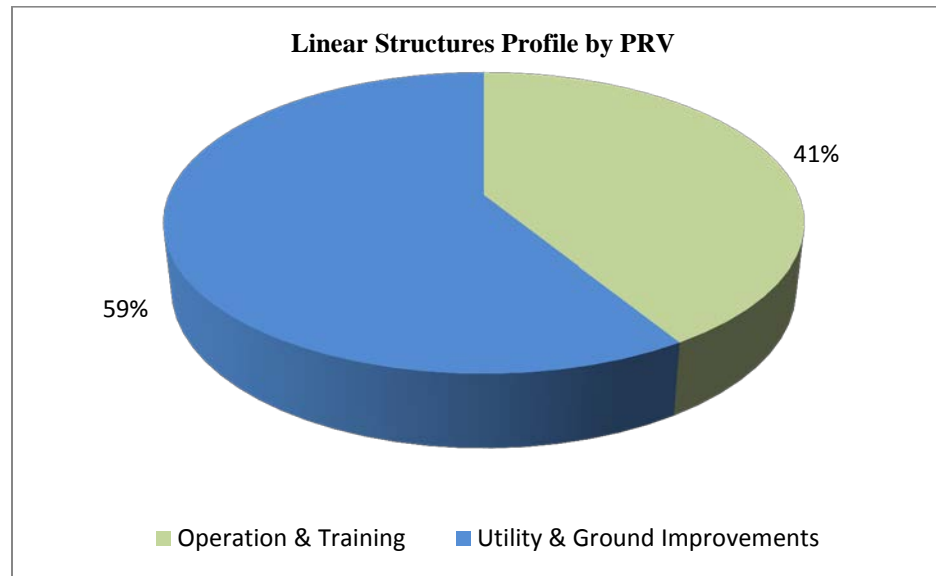
| Service/WHS  | Number of Assets |        |        | Total   |
|--------------|------------------|--------|--------|---------|
|              | Owned            | Leased | Other  |         |
| Army         | 46,771           | 160    | 8,432  | 55,363  |
| Navy         | 13,674           | 105    | 1,695  | 15,474  |
| Air Force    | 28,046           | 103    | 2,222  | 30,371  |
| Marine Corps | 4,613            | 0      | 1,106  | 5,719   |
| WHS          | 162              | 0      | 3      | 165     |
| DoD Total    | 93,266           | 368    | 13,458 | 107,092 |

**Table 5. Number of DoD Linear Structures by Legal Interest<sup>11</sup>**

---

<sup>11</sup> Figures include those linear structures that have been privatized or are operated by private entities in direct support of the DoD mission. These types of relationships are included in the “Other” category. They account for 3% of the total number of linear structures and 2% of the total linear structures PRV.

**Department of Defense  
Base Structure Report  
FY 2015 Baseline**



**Figure 4. Linear Structures Facility Class by PRV**

# Department of Defense Base Structure Report FY 2015 Baseline

## Land Portfolio

DoD manages over 24.9 million acres of land worldwide. More than 97% of that land is located in the United States or in U.S. Territories. The Army controls the largest percentage of DoD's land (45%), followed by the Air Force (37%). Figure 5 and Table 6 depict the distribution of the land portfolio by Service and Legal Interest.

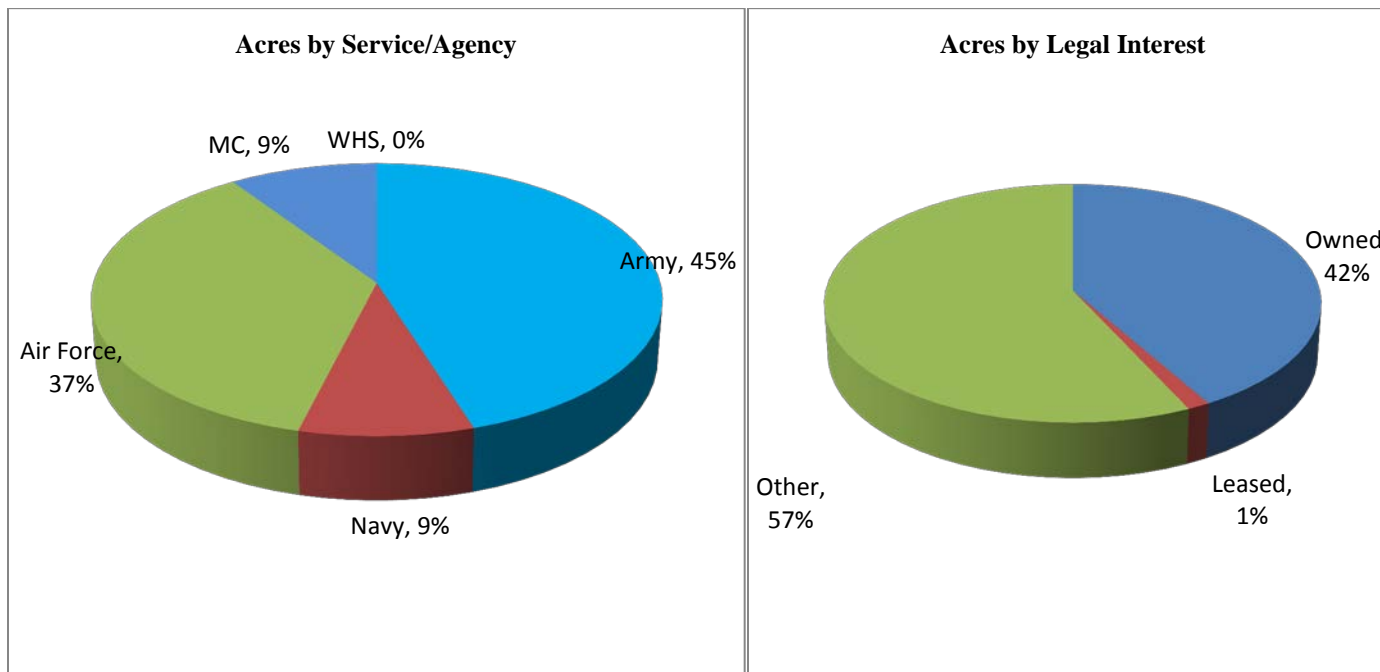


Figure 5. Percentage of Land by Military Service/WHS and Legal Interest

**Department of Defense  
Base Structure Report  
FY 2015 Baseline**

| <b>Service/WHS</b> | <b>Number of Acres</b> |               |              |              |
|--------------------|------------------------|---------------|--------------|--------------|
|                    | <b>Owned</b>           | <b>Leased</b> | <b>Other</b> | <b>Total</b> |
| Army               | 7,219,008              | 171,315       | 3,845,846    | 11,236,168   |
| Navy               | 579,823                | 58,711        | 1,560,548    | 2,199,082    |
| Air Force          | 1,751,798              | 103,814       | 7,267,090    | 9,122,702    |
| Marine Corps       | 835,617                | 404           | 1,516,775    | 2,352,796    |
| WHS                | 948                    | 0             | 0            | 948          |
| DoD Total          | 14,477,496             | 329,335       | 9,890,374    | 24,911,696   |

**Table 6. Acres of Land by Legal Interest**



**Department of Defense  
Base Structure Report  
FY 2015 Baseline**

**State Army National Guard Portfolio**

The Army, in collaboration with the National Guard Bureau, manages domestic real property with individual States and Territories. Table 7 shows Army National Guard sites owned or managed by DoD with the States and Territories.

The State portfolio consists of more than 77,000 facilities (valued at nearly \$29 billion) and 1.2 million acres located on more than 2,600 sites in the United States and Territories. Table 8 shows the number of State and Territory sites and assets, PRV by type (buildings, structures, linear structures), and number of acres by location.

| <b>Army National Guard Sites</b> |            |              |              |
|----------------------------------|------------|--------------|--------------|
| <b>Area</b>                      | <b>DoD</b> | <b>State</b> | <b>Total</b> |
| United States                    | 328        | 2,533        | 2,861        |
| Territories                      | 12         | 30           | 42           |
| Total                            | 340        | 2,563        | 2,903        |

**Table 7. Number of Army National Guard Sites**

| <b>Area</b>   | <b>Number of Sites</b> | <b>Buildings</b> |                  | <b>Structures</b> |                  | <b>Linear Structures</b> |                  | <b>Total</b> |                  | <b>Land</b>  |
|---------------|------------------------|------------------|------------------|-------------------|------------------|--------------------------|------------------|--------------|------------------|--------------|
|               |                        | <b>Count</b>     | <b>PRV (\$M)</b> | <b>Count</b>      | <b>PRV (\$M)</b> | <b>Count</b>             | <b>PRV (\$M)</b> | <b>Count</b> | <b>PRV (\$M)</b> | <b>Acres</b> |
| United States | 2,861                  | 13,666           | \$23,597         | 22,976            | \$2,333          | 40,165                   | \$3,335          | 76,807       | \$26,266         | 1,197,740    |
| Territories   | 42                     | 70               | \$188            | 53                | \$4              | 52                       | \$9              | 175          | \$201            | 230          |
| Grand Total   | 2,903                  | 13,736           | \$23,785         | 23,029            | \$2,337          | 40,217                   | \$3,344          | 76,982       | \$29,467         | 1,197,970    |

**Table 8. Number and PRV of State/Territory Army National Guard Assets by Type**

**Department of Defense  
Base Structure Report  
FY 2015 Baseline**

**V. Personnel Assigned by Military Installations**

This section is the result of our partnership with the Office of the Under Secretary of Defense/Personnel and Readiness (OUSD (P&R)) to provide a section in the BSR identifying assigned military and civilian personnel by installation. In order to maintain the integrity of their data report, the installation names in this personnel section may not exactly correspond to our Site names in other sections of the BSR. As the personnel community moves to incorporate the RPSUIDs into their reporting system, we will see a more transparent linkage between real property and personnel site data in future reports.

As with the main body of this report, the personnel data is arrayed by State or territory, then by installation. The data includes personnel for locations in the Continental United States, Alaska, Hawaii and the US Territories. The civilian population includes non-exempt, part time and temporary civilian employees, but does not include non-appropriated funded civilian employees. The data are inclusive of all civilian personnel reflected in the Defense Civilian Personnel and Assignment System and includes all political appointees filling prescribed positions. The military population does not include the prisoner population, but does include those who are strength accountable for Active Duty (which includes transients) and Selected Reservists for the reserve population. Transients are handled differently by the Services; some Services assign a transient unit to these members, while other Services report the departing unit information during the transfer. Most transients are counted under the “Other” category in this report.

The source of the personnel data is the Defense Management Data Center (DMDC), a field activity of the OUSD (P&R). Questions on this section of the BSR should be addressed directly to the providers of the data at DMDC, Mr. Kit Tong or Mr. Tim Powers, at (831) 583-2400.

**VII. SITE SIZE SUMMARIES**

**Site Size By Location - FY 2015 Baseline Data**

| <i>Location</i> | <i>No. of Large Sites</i> | <i>No. of Medium Sites</i> | <i>No. of Small Sites</i> | <i>No. of Other Sites</i> | <i>Total Sites</i> |
|-----------------|---------------------------|----------------------------|---------------------------|---------------------------|--------------------|
| United States   | 100                       | 101                        | 3,475                     | 478                       | 4,154              |
| US Territories  | 4                         | 0                          | 78                        | 32                        | 114                |
| Overseas        | 20                        | 16                         | 482                       | 69                        | 587                |
| <b>Total</b>    | <b>124</b>                | <b>117</b>                 | <b>4,035</b>              | <b>579</b>                | <b>4,855</b>       |

| <i>Location</i> | <i>Component</i>             | <i>No. of Large Sites</i> | <i>No. of Medium Sites</i> | <i>No. of Small Sites</i> | <i>No. of Other Sites</i> | <i>Total Sites</i> |
|-----------------|------------------------------|---------------------------|----------------------------|---------------------------|---------------------------|--------------------|
| United States   | Army                         | 35                        | 30                         | 1,395                     | 102                       | 1,562              |
|                 | Navy                         | 24                        | 26                         | 570                       | 183                       | 803                |
|                 | Air Force                    | 32                        | 40                         | 1,319                     | 144                       | 1,535              |
|                 | Marine Corps                 | 8                         | 5                          | 98                        | 49                        | 160                |
|                 | WHS                          | 1                         | 0                          | 93                        | 0                         | 94                 |
|                 | <b>United States Total:</b>  | <b>100</b>                | <b>101</b>                 | <b>3,475</b>              | <b>478</b>                | <b>4,154</b>       |
| US Territories  | Army                         | 1                         | 0                          | 40                        | 0                         | 41                 |
|                 | Navy                         | 3                         | 0                          | 29                        | 32                        | 64                 |
|                 | Air Force                    | 0                         | 0                          | 9                         | 0                         | 9                  |
|                 | <b>US Territories Total:</b> | <b>4</b>                  | <b>0</b>                   | <b>78</b>                 | <b>32</b>                 | <b>114</b>         |
| Overseas        | Army                         | 3                         | 7                          | 212                       | 33                        | 255                |
|                 | Navy                         | 5                         | 2                          | 101                       | 20                        | 128                |
|                 | Air Force                    | 9                         | 5                          | 158                       | 10                        | 182                |
|                 | Marine Corps                 | 3                         | 2                          | 11                        | 6                         | 22                 |
|                 | <b>Overseas Total:</b>       | <b>20</b>                 | <b>16</b>                  | <b>482</b>                | <b>69</b>                 | <b>587</b>         |
|                 | <b>Grand Total:</b>          | <b>124</b>                | <b>117</b>                 | <b>4,035</b>              | <b>579</b>                | <b>4,855</b>       |

|                    |   |
|--------------------|---|
| <i>Large Site</i>  | = Total PRV greater than or equal to \$1.876B                       |
| <i>Medium Site</i> | = Total PRV less than \$1.876B and greater than or equal to \$1000M |
| <i>Small Site</i>  | = Total PRV less than \$1000M and greater than 0                    |
| <i>Other Site</i>  | = PRV equal to 0 (Zero) - primarily land records                    |

## Site Size By Location - FY 2015 Baseline Data

| <i>Location</i> | <i>Component</i> | <i>No. of Large Sites</i> | <i>No. of Medium Sites</i> | <i>No. of Small Sites</i> | <i>No. of Other Sites</i> | <i>Total Sites</i> |
|-----------------|------------------|---------------------------|----------------------------|---------------------------|---------------------------|--------------------|
| Alabama         | Army             | 3                         | 0                          | 58                        | 9                         | 70                 |
|                 | Navy             | 0                         | 0                          | 11                        | 0                         | 11                 |
|                 | Air Force        | 0                         | 1                          | 11                        | 0                         | 12                 |
|                 | Marine Corps     | 0                         | 0                          | 2                         | 0                         | 2                  |
|                 | <b>Total</b>     | <b>3</b>                  | <b>1</b>                   | <b>82</b>                 | <b>9</b>                  | <b>95</b>          |
| Alaska          | Army             | 1                         | 1                          | 74                        | 5                         | 81                 |
|                 | Navy             | 0                         | 0                          | 2                         | 2                         | 4                  |
|                 | Air Force        | 4                         | 0                          | 47                        | 19                        | 70                 |
|                 | <b>Total</b>     | <b>5</b>                  | <b>1</b>                   | <b>123</b>                | <b>26</b>                 | <b>155</b>         |
| Arizona         | Army             | 1                         | 1                          | 17                        | 0                         | 19                 |
|                 | Navy             | 0                         | 0                          | 2                         | 0                         | 2                  |
|                 | Air Force        | 1                         | 1                          | 14                        | 2                         | 18                 |
|                 | Marine Corps     | 0                         | 1                          | 4                         | 1                         | 6                  |
|                 | <b>Total</b>     | <b>2</b>                  | <b>3</b>                   | <b>37</b>                 | <b>3</b>                  | <b>45</b>          |
| Arkansas        | Army             | 0                         | 1                          | 12                        | 1                         | 14                 |
|                 | Air Force        | 0                         | 1                          | 6                         | 0                         | 7                  |
|                 | <b>Total</b>     | <b>0</b>                  | <b>2</b>                   | <b>18</b>                 | <b>1</b>                  | <b>21</b>          |
| California      | Army             | 2                         | 1                          | 66                        | 6                         | 75                 |
|                 | Navy             | 8                         | 4                          | 122                       | 41                        | 175                |
|                 | Air Force        | 5                         | 3                          | 66                        | 4                         | 78                 |
|                 | Marine Corps     | 3                         | 0                          | 19                        | 17                        | 39                 |
|                 | <b>Total</b>     | <b>18</b>                 | <b>8</b>                   | <b>273</b>                | <b>68</b>                 | <b>367</b>         |
| Colorado        | Army             | 1                         | 1                          | 13                        | 0                         | 15                 |
|                 | Air Force        | 1                         | 2                          | 67                        | 1                         | 71                 |
|                 | <b>Total</b>     | <b>2</b>                  | <b>3</b>                   | <b>80</b>                 | <b>1</b>                  | <b>86</b>          |

|                    |   |
|--------------------|---|
| <i>Large Site</i>  | = Total PRV greater than or equal to \$1.876B                       |
| <i>Medium Site</i> | = Total PRV less than \$1.876B and greater than or equal to \$1000M |
| <i>Small Site</i>  | = Total PRV less than \$1000M and greater than 0                    |
| <i>Other Site</i>  | = PRV equal to 0 (Zero) - primarily land records                    |

## Site Size By Location - FY 2015 Baseline Data

| <i>Location</i>      | <i>Component</i> | <i>No. of Large Sites</i> | <i>No. of Medium Sites</i> | <i>No. of Small Sites</i> | <i>No. of Other Sites</i> | <i>Total Sites</i> |
|----------------------|------------------|---------------------------|----------------------------|---------------------------|---------------------------|--------------------|
| Connecticut          | Army             | 0                         | 0                          | 16                        | 2                         | 18                 |
|                      | Navy             | 0                         | 1                          | 11                        | 0                         | 12                 |
|                      | Air Force        | 0                         | 0                          | 2                         | 0                         | 2                  |
|                      | <b>Total</b>     | <b>0</b>                  | <b>1</b>                   | <b>29</b>                 | <b>2</b>                  | <b>32</b>          |
| Delaware             | Army             | 0                         | 0                          | 3                         | 0                         | 3                  |
|                      | Air Force        | 1                         | 0                          | 2                         | 1                         | 4                  |
|                      | Marine Corps     | 0                         | 0                          | 1                         | 0                         | 1                  |
|                      | WHS              | 0                         | 0                          | 3                         | 0                         | 3                  |
|                      | <b>Total</b>     | <b>1</b>                  | <b>0</b>                   | <b>9</b>                  | <b>1</b>                  | <b>11</b>          |
| District of Columbia | Army             | 0                         | 1                          | 2                         | 0                         | 3                  |
|                      | Navy             | 0                         | 3                          | 3                         | 0                         | 6                  |
|                      | Marine Corps     | 0                         | 0                          | 3                         | 0                         | 3                  |
|                      | WHS              | 0                         | 0                          | 7                         | 0                         | 7                  |
|                      | <b>Total</b>     | <b>0</b>                  | <b>4</b>                   | <b>15</b>                 | <b>0</b>                  | <b>19</b>          |
| Florida              | Army             | 0                         | 0                          | 54                        | 4                         | 58                 |
|                      | Navy             | 2                         | 1                          | 68                        | 9                         | 80                 |
|                      | Air Force        | 1                         | 5                          | 55                        | 6                         | 67                 |
|                      | Marine Corps     | 0                         | 0                          | 3                         | 1                         | 4                  |
|                      | <b>Total</b>     | <b>3</b>                  | <b>6</b>                   | <b>180</b>                | <b>20</b>                 | <b>209</b>         |
| Georgia              | Army             | 3                         | 1                          | 24                        | 2                         | 30                 |
|                      | Navy             | 1                         | 0                          | 10                        | 1                         | 12                 |
|                      | Air Force        | 1                         | 2                          | 16                        | 4                         | 23                 |
|                      | Marine Corps     | 0                         | 1                          | 3                         | 0                         | 4                  |
|                      | <b>Total</b>     | <b>5</b>                  | <b>4</b>                   | <b>53</b>                 | <b>7</b>                  | <b>69</b>          |

|                    |   |
|--------------------|---|
| <i>Large Site</i>  | = Total PRV greater than or equal to \$1.876B                       |
| <i>Medium Site</i> | = Total PRV less than \$1.876B and greater than or equal to \$1000M |
| <i>Small Site</i>  | = Total PRV less than \$1000M and greater than 0                    |
| <i>Other Site</i>  | = PRV equal to 0 (Zero) - primarily land records                    |

## Site Size By Location - FY 2015 Baseline Data

| <i>Location</i> | <i>Component</i> | <i>No. of Large Sites</i> | <i>No. of Medium Sites</i> | <i>No. of Small Sites</i> | <i>No. of Other Sites</i> | <i>Total Sites</i> |
|-----------------|------------------|---------------------------|----------------------------|---------------------------|---------------------------|--------------------|
| Hawaii          | Army             | 1                         | 3                          | 22                        | 2                         | 28                 |
|                 | Navy             | 3                         | 0                          | 26                        | 56                        | 85                 |
|                 | Air Force        | 0                         | 0                          | 19                        | 1                         | 20                 |
|                 | Marine Corps     | 1                         | 0                          | 7                         | 1                         | 9                  |
|                 | <b>Total</b>     | <b>5</b>                  | <b>3</b>                   | <b>74</b>                 | <b>60</b>                 | <b>142</b>         |
| Idaho           | Army             | 0                         | 0                          | 10                        | 2                         | 12                 |
|                 | Navy             | 0                         | 0                          | 5                         | 0                         | 5                  |
|                 | Air Force        | 1                         | 0                          | 43                        | 0                         | 44                 |
|                 | <b>Total</b>     | <b>1</b>                  | <b>0</b>                   | <b>58</b>                 | <b>2</b>                  | <b>61</b>          |
| Illinois        | Army             | 0                         | 1                          | 40                        | 0                         | 41                 |
|                 | Navy             | 1                         | 0                          | 13                        | 1                         | 15                 |
|                 | Air Force        | 0                         | 1                          | 9                         | 0                         | 10                 |
|                 | Marine Corps     | 0                         | 0                          | 2                         | 0                         | 2                  |
|                 | WHS              | 0                         | 0                          | 1                         | 0                         | 1                  |
|                 | <b>Total</b>     | <b>1</b>                  | <b>2</b>                   | <b>65</b>                 | <b>1</b>                  | <b>69</b>          |
| Indiana         | Army             | 0                         | 0                          | 30                        | 1                         | 31                 |
|                 | Navy             | 1                         | 0                          | 3                         | 0                         | 4                  |
|                 | Air Force        | 0                         | 0                          | 12                        | 0                         | 12                 |
|                 | Marine Corps     | 0                         | 0                          | 1                         | 0                         | 1                  |
|                 | <b>Total</b>     | <b>1</b>                  | <b>0</b>                   | <b>46</b>                 | <b>1</b>                  | <b>48</b>          |
| Iowa            | Army             | 0                         | 1                          | 51                        | 0                         | 52                 |
|                 | Navy             | 0                         | 0                          | 1                         | 0                         | 1                  |
|                 | Air Force        | 0                         | 0                          | 6                         | 0                         | 6                  |
|                 | <b>Total</b>     | <b>0</b>                  | <b>1</b>                   | <b>58</b>                 | <b>0</b>                  | <b>59</b>          |

|                    |   |
|--------------------|---|
| <i>Large Site</i>  | = Total PRV greater than or equal to \$1.876B                       |
| <i>Medium Site</i> | = Total PRV less than \$1.876B and greater than or equal to \$1000M |
| <i>Small Site</i>  | = Total PRV less than \$1000M and greater than 0                    |
| <i>Other Site</i>  | = PRV equal to 0 (Zero) - primarily land records                    |

## Site Size By Location - FY 2015 Baseline Data

| <i>Location</i> | <i>Component</i> | <i>No. of Large Sites</i> | <i>No. of Medium Sites</i> | <i>No. of Small Sites</i> | <i>No. of Other Sites</i> | <i>Total Sites</i> |
|-----------------|------------------|---------------------------|----------------------------|---------------------------|---------------------------|--------------------|
| Kansas          | Army             | 2                         | 0                          | 23                        | 0                         | 25                 |
|                 | Navy             | 0                         | 0                          | 1                         | 0                         | 1                  |
|                 | Air Force        | 0                         | 1                          | 9                         | 0                         | 10                 |
|                 | <b>Total</b>     | <b>2</b>                  | <b>1</b>                   | <b>33</b>                 | <b>0</b>                  | <b>36</b>          |
| Kentucky        | Army             | 2                         | 1                          | 21                        | 3                         | 27                 |
|                 | Navy             | 0                         | 0                          | 1                         | 0                         | 1                  |
|                 | Air Force        | 0                         | 0                          | 2                         | 0                         | 2                  |
|                 | <b>Total</b>     | <b>2</b>                  | <b>1</b>                   | <b>24</b>                 | <b>3</b>                  | <b>30</b>          |
| Louisiana       | Army             | 1                         | 0                          | 14                        | 1                         | 16                 |
|                 | Navy             | 0                         | 1                          | 7                         | 1                         | 9                  |
|                 | Air Force        | 0                         | 1                          | 8                         | 0                         | 9                  |
|                 | Marine Corps     | 0                         | 0                          | 3                         | 1                         | 4                  |
|                 | <b>Total</b>     | <b>1</b>                  | <b>2</b>                   | <b>32</b>                 | <b>3</b>                  | <b>38</b>          |
| Maine           | Army             | 0                         | 0                          | 10                        | 0                         | 10                 |
|                 | Navy             | 0                         | 1                          | 7                         | 2                         | 10                 |
|                 | Air Force        | 0                         | 0                          | 7                         | 0                         | 7                  |
|                 | <b>Total</b>     | <b>0</b>                  | <b>1</b>                   | <b>24</b>                 | <b>2</b>                  | <b>27</b>          |
| Maryland        | Army             | 2                         | 1                          | 34                        | 0                         | 37                 |
|                 | Navy             | 2                         | 2                          | 30                        | 11                        | 45                 |
|                 | Air Force        | 1                         | 0                          | 9                         | 1                         | 11                 |
|                 | Marine Corps     | 0                         | 0                          | 2                         | 0                         | 2                  |
|                 | WHS              | 0                         | 0                          | 16                        | 0                         | 16                 |
|                 | <b>Total</b>     | <b>5</b>                  | <b>3</b>                   | <b>91</b>                 | <b>12</b>                 | <b>111</b>         |

|                    |   |
|--------------------|---|
| <i>Large Site</i>  | = Total PRV greater than or equal to \$1.876B                       |
| <i>Medium Site</i> | = Total PRV less than \$1.876B and greater than or equal to \$1000M |
| <i>Small Site</i>  | = Total PRV less than \$1000M and greater than 0                    |
| <i>Other Site</i>  | = PRV equal to 0 (Zero) - primarily land records                    |

## Site Size By Location - FY 2015 Baseline Data

| <i>Location</i> | <i>Component</i> | <i>No. of Large Sites</i> | <i>No. of Medium Sites</i> | <i>No. of Small Sites</i> | <i>No. of Other Sites</i> | <i>Total Sites</i> |
|-----------------|------------------|---------------------------|----------------------------|---------------------------|---------------------------|--------------------|
| Massachusetts   | Army             | 0                         | 0                          | 28                        | 1                         | 29                 |
|                 | Navy             | 0                         | 0                          | 9                         | 2                         | 11                 |
|                 | Air Force        | 0                         | 1                          | 11                        | 0                         | 12                 |
|                 | Marine Corps     | 0                         | 0                          | 1                         | 0                         | 1                  |
|                 | <b>Total</b>     | <b>0</b>                  | <b>1</b>                   | <b>49</b>                 | <b>3</b>                  | <b>53</b>          |
| Michigan        | Army             | 0                         | 1                          | 26                        | 0                         | 27                 |
|                 | Navy             | 0                         | 0                          | 2                         | 0                         | 2                  |
|                 | Air Force        | 0                         | 1                          | 10                        | 0                         | 11                 |
|                 | Marine Corps     | 0                         | 0                          | 1                         | 0                         | 1                  |
|                 | <b>Total</b>     | <b>0</b>                  | <b>2</b>                   | <b>39</b>                 | <b>0</b>                  | <b>41</b>          |
| Minnesota       | Army             | 0                         | 0                          | 20                        | 1                         | 21                 |
|                 | Navy             | 0                         | 0                          | 2                         | 1                         | 3                  |
|                 | Air Force        | 0                         | 0                          | 9                         | 0                         | 9                  |
|                 | <b>Total</b>     | <b>0</b>                  | <b>0</b>                   | <b>31</b>                 | <b>2</b>                  | <b>33</b>          |
| Mississippi     | Army             | 0                         | 1                          | 81                        | 2                         | 84                 |
|                 | Navy             | 0                         | 1                          | 15                        | 0                         | 16                 |
|                 | Air Force        | 0                         | 1                          | 20                        | 1                         | 22                 |
|                 | <b>Total</b>     | <b>0</b>                  | <b>3</b>                   | <b>116</b>                | <b>3</b>                  | <b>122</b>         |
| Missouri        | Army             | 1                         | 1                          | 32                        | 1                         | 35                 |
|                 | Navy             | 0                         | 0                          | 4                         | 0                         | 4                  |
|                 | Air Force        | 1                         | 0                          | 14                        | 0                         | 15                 |
|                 | Marine Corps     | 0                         | 0                          | 6                         | 0                         | 6                  |
|                 | <b>Total</b>     | <b>2</b>                  | <b>1</b>                   | <b>56</b>                 | <b>1</b>                  | <b>60</b>          |
| Montana         | Army             | 0                         | 0                          | 12                        | 1                         | 13                 |
|                 | Navy             | 0                         | 0                          | 2                         | 0                         | 2                  |
|                 | Air Force        | 0                         | 1                          | 235                       | 0                         | 236                |
|                 | <b>Total</b>     | <b>0</b>                  | <b>1</b>                   | <b>249</b>                | <b>1</b>                  | <b>251</b>         |

|                    |   |
|--------------------|---|
| <i>Large Site</i>  | = Total PRV greater than or equal to \$1.876B                       |
| <i>Medium Site</i> | = Total PRV less than \$1.876B and greater than or equal to \$1000M |
| <i>Small Site</i>  | = Total PRV less than \$1000M and greater than 0                    |
| <i>Other Site</i>  | = PRV equal to 0 (Zero) - primarily land records                    |



## Site Size By Location - FY 2015 Baseline Data

| <i>Location</i> | <i>Component</i> | <i>No. of Large Sites</i> | <i>No. of Medium Sites</i> | <i>No. of Small Sites</i> | <i>No. of Other Sites</i> | <i>Total Sites</i> |
|-----------------|------------------|---------------------------|----------------------------|---------------------------|---------------------------|--------------------|
| Nebraska        | Army             | 0                         | 0                          | 17                        | 0                         | 17                 |
|                 | Air Force        | 0                         | 1                          | 97                        | 0                         | 98                 |
|                 | Marine Corps     | 0                         | 0                          | 2                         | 0                         | 2                  |
|                 | <b>Total</b>     | <b>0</b>                  | <b>1</b>                   | <b>116</b>                | <b>0</b>                  | <b>117</b>         |
| Nevada          | Army             | 1                         | 0                          | 6                         | 2                         | 9                  |
|                 | Navy             | 0                         | 1                          | 18                        | 5                         | 24                 |
|                 | Air Force        | 1                         | 0                          | 15                        | 10                        | 26                 |
|                 | Marine Corps     | 0                         | 0                          | 1                         | 0                         | 1                  |
|                 | <b>Total</b>     | <b>2</b>                  | <b>1</b>                   | <b>40</b>                 | <b>17</b>                 | <b>60</b>          |
| New Hampshire   | Army             | 0                         | 0                          | 5                         | 1                         | 6                  |
|                 | Air Force        | 0                         | 0                          | 3                         | 0                         | 3                  |
|                 | <b>Total</b>     | <b>0</b>                  | <b>0</b>                   | <b>8</b>                  | <b>1</b>                  | <b>9</b>           |
| New Jersey      | Army             | 0                         | 1                          | 11                        | 1                         | 13                 |
|                 | Navy             | 0                         | 0                          | 6                         | 1                         | 7                  |
|                 | Air Force        | 2                         | 1                          | 6                         | 2                         | 11                 |
|                 | <b>Total</b>     | <b>2</b>                  | <b>2</b>                   | <b>23</b>                 | <b>4</b>                  | <b>31</b>          |
| New Mexico      | Army             | 1                         | 1                          | 9                         | 4                         | 15                 |
|                 | Navy             | 0                         | 0                          | 1                         | 0                         | 1                  |
|                 | Air Force        | 2                         | 1                          | 27                        | 6                         | 36                 |
|                 | <b>Total</b>     | <b>3</b>                  | <b>2</b>                   | <b>37</b>                 | <b>10</b>                 | <b>52</b>          |
| New York        | Army             | 2                         | 0                          | 46                        | 1                         | 49                 |
|                 | Navy             | 0                         | 0                          | 18                        | 0                         | 18                 |
|                 | Air Force        | 0                         | 1                          | 17                        | 3                         | 21                 |
|                 | Marine Corps     | 0                         | 0                          | 5                         | 0                         | 5                  |
|                 | <b>Total</b>     | <b>2</b>                  | <b>1</b>                   | <b>86</b>                 | <b>4</b>                  | <b>93</b>          |

|                    |   |
|--------------------|---|
| <i>Large Site</i>  | = Total PRV greater than or equal to \$1.876B                       |
| <i>Medium Site</i> | = Total PRV less than \$1.876B and greater than or equal to \$1000M |
| <i>Small Site</i>  | = Total PRV less than \$1000M and greater than 0                    |
| <i>Other Site</i>  | = PRV equal to 0 (Zero) - primarily land records                    |

## Site Size By Location - FY 2015 Baseline Data

| <i>Location</i> | <i>Component</i> | <i>No. of Large Sites</i> | <i>No. of Medium Sites</i> | <i>No. of Small Sites</i> | <i>No. of Other Sites</i> | <i>Total Sites</i> |
|-----------------|------------------|---------------------------|----------------------------|---------------------------|---------------------------|--------------------|
| North Carolina  | Army             | 1                         | 0                          | 38                        | 11                        | 50                 |
|                 | Navy             | 0                         | 0                          | 8                         | 7                         | 15                 |
|                 | Air Force        | 0                         | 1                          | 6                         | 1                         | 8                  |
|                 | Marine Corps     | 3                         | 1                          | 11                        | 11                        | 26                 |
|                 | <b>Total</b>     | <b>4</b>                  | <b>2</b>                   | <b>63</b>                 | <b>30</b>                 | <b>99</b>          |
| North Dakota    | Army             | 0                         | 0                          | 7                         | 5                         | 12                 |
|                 | Navy             | 0                         | 0                          | 2                         | 0                         | 2                  |
|                 | Air Force        | 0                         | 2                          | 172                       | 2                         | 176                |
|                 | <b>Total</b>     | <b>0</b>                  | <b>2</b>                   | <b>181</b>                | <b>7</b>                  | <b>190</b>         |
| Ohio            | Army             | 0                         | 0                          | 35                        | 3                         | 38                 |
|                 | Navy             | 0                         | 0                          | 6                         | 0                         | 6                  |
|                 | Air Force        | 2                         | 0                          | 14                        | 2                         | 18                 |
|                 | Marine Corps     | 0                         | 0                          | 1                         | 0                         | 1                  |
|                 | <b>Total</b>     | <b>2</b>                  | <b>0</b>                   | <b>56</b>                 | <b>5</b>                  | <b>63</b>          |
| Oklahoma        | Army             | 2                         | 0                          | 25                        | 0                         | 27                 |
|                 | Navy             | 0                         | 0                          | 1                         | 0                         | 1                  |
|                 | Air Force        | 1                         | 2                          | 15                        | 1                         | 19                 |
|                 | <b>Total</b>     | <b>3</b>                  | <b>2</b>                   | <b>41</b>                 | <b>1</b>                  | <b>47</b>          |
| Oregon          | Army             | 0                         | 1                          | 9                         | 1                         | 11                 |
|                 | Navy             | 0                         | 0                          | 4                         | 0                         | 4                  |
|                 | Air Force        | 0                         | 0                          | 12                        | 0                         | 12                 |
|                 | <b>Total</b>     | <b>0</b>                  | <b>1</b>                   | <b>25</b>                 | <b>1</b>                  | <b>27</b>          |

|                    |   |
|--------------------|---|
| <i>Large Site</i>  | = Total PRV greater than or equal to \$1.876B                       |
| <i>Medium Site</i> | = Total PRV less than \$1.876B and greater than or equal to \$1000M |
| <i>Small Site</i>  | = Total PRV less than \$1000M and greater than 0                    |
| <i>Other Site</i>  | = PRV equal to 0 (Zero) - primarily land records                    |

## Site Size By Location - FY 2015 Baseline Data

| <i>Location</i> | <i>Component</i> | <i>No. of Large Sites</i> | <i>No. of Medium Sites</i> | <i>No. of Small Sites</i> | <i>No. of Other Sites</i> | <i>Total Sites</i> |
|-----------------|------------------|---------------------------|----------------------------|---------------------------|---------------------------|--------------------|
| Pennsylvania    | Army             | 0                         | 4                          | 78                        | 7                         | 89                 |
|                 | Navy             | 0                         | 2                          | 11                        | 0                         | 13                 |
|                 | Air Force        | 0                         | 0                          | 14                        | 1                         | 15                 |
|                 | Marine Corps     | 0                         | 0                          | 3                         | 0                         | 3                  |
|                 | WHS              | 0                         | 0                          | 1                         | 0                         | 1                  |
|                 | <b>Total</b>     | <b>0</b>                  | <b>6</b>                   | <b>107</b>                | <b>8</b>                  | <b>121</b>         |
| Rhode Island    | Army             | 0                         | 0                          | 11                        | 1                         | 12                 |
|                 | Navy             | 1                         | 0                          | 10                        | 0                         | 11                 |
|                 | Air Force        | 0                         | 0                          | 2                         | 0                         | 2                  |
|                 | <b>Total</b>     | <b>1</b>                  | <b>0</b>                   | <b>23</b>                 | <b>1</b>                  | <b>25</b>          |
| South Carolina  | Army             | 1                         | 0                          | 14                        | 2                         | 17                 |
|                 | Navy             | 0                         | 0                          | 4                         | 0                         | 4                  |
|                 | Air Force        | 0                         | 3                          | 16                        | 8                         | 27                 |
|                 | Marine Corps     | 0                         | 2                          | 2                         | 16                        | 20                 |
|                 | <b>Total</b>     | <b>1</b>                  | <b>5</b>                   | <b>36</b>                 | <b>26</b>                 | <b>68</b>          |
| South Dakota    | Army             | 0                         | 0                          | 8                         | 0                         | 8                  |
|                 | Air Force        | 0                         | 1                          | 12                        | 0                         | 13                 |
|                 | <b>Total</b>     | <b>0</b>                  | <b>1</b>                   | <b>20</b>                 | <b>0</b>                  | <b>21</b>          |
| Tennessee       | Army             | 1                         | 1                          | 30                        | 1                         | 33                 |
|                 | Navy             | 0                         | 0                          | 8                         | 0                         | 8                  |
|                 | Air Force        | 1                         | 0                          | 5                         | 0                         | 6                  |
|                 | Marine Corps     | 0                         | 0                          | 1                         | 0                         | 1                  |
|                 | <b>Total</b>     | <b>2</b>                  | <b>1</b>                   | <b>44</b>                 | <b>1</b>                  | <b>48</b>          |

|                    |   |
|--------------------|---|
| <i>Large Site</i>  | = Total PRV greater than or equal to \$1.876B                       |
| <i>Medium Site</i> | = Total PRV less than \$1.876B and greater than or equal to \$1000M |
| <i>Small Site</i>  | = Total PRV less than \$1000M and greater than 0                    |
| <i>Other Site</i>  | = PRV equal to 0 (Zero) - primarily land records                    |

## Site Size By Location - FY 2015 Baseline Data

| <i>Location</i> | <i>Component</i> | <i>No. of Large Sites</i> | <i>No. of Medium Sites</i> | <i>No. of Small Sites</i> | <i>No. of Other Sites</i> | <i>Total Sites</i> |
|-----------------|------------------|---------------------------|----------------------------|---------------------------|---------------------------|--------------------|
| Texas           | Army             | 2                         | 1                          | 117                       | 12                        | 132                |
|                 | Navy             | 0                         | 2                          | 31                        | 2                         | 35                 |
|                 | Air Force        | 3                         | 3                          | 43                        | 2                         | 51                 |
|                 | Marine Corps     | 0                         | 0                          | 2                         | 0                         | 2                  |
|                 | <b>Total</b>     | <b>5</b>                  | <b>6</b>                   | <b>193</b>                | <b>16</b>                 | <b>220</b>         |
| Utah            | Army             | 0                         | 2                          | 15                        | 0                         | 17                 |
|                 | Navy             | 0                         | 0                          | 1                         | 0                         | 1                  |
|                 | Air Force        | 1                         | 0                          | 14                        | 62                        | 77                 |
|                 | <b>Total</b>     | <b>1</b>                  | <b>2</b>                   | <b>30</b>                 | <b>62</b>                 | <b>95</b>          |
| Vermont         | Army             | 0                         | 0                          | 8                         | 2                         | 10                 |
|                 | Navy             | 0                         | 0                          | 1                         | 0                         | 1                  |
|                 | Air Force        | 0                         | 0                          | 2                         | 0                         | 2                  |
|                 | <b>Total</b>     | <b>0</b>                  | <b>0</b>                   | <b>11</b>                 | <b>2</b>                  | <b>13</b>          |
| Virginia        | Army             | 2                         | 2                          | 36                        | 0                         | 40                 |
|                 | Navy             | 3                         | 5                          | 40                        | 21                        | 69                 |
|                 | Air Force        | 1                         | 1                          | 5                         | 1                         | 8                  |
|                 | Marine Corps     | 1                         | 0                          | 11                        | 0                         | 12                 |
|                 | WHS              | 1                         | 0                          | 65                        | 0                         | 66                 |
|                 | <b>Total</b>     | <b>8</b>                  | <b>8</b>                   | <b>157</b>                | <b>22</b>                 | <b>195</b>         |
| Washington      | Army             | 1                         | 0                          | 22                        | 1                         | 24                 |
|                 | Navy             | 2                         | 2                          | 36                        | 20                        | 60                 |
|                 | Air Force        | 1                         | 0                          | 14                        | 1                         | 16                 |
|                 | Marine Corps     | 0                         | 0                          | 1                         | 0                         | 1                  |
|                 | <b>Total</b>     | <b>4</b>                  | <b>2</b>                   | <b>73</b>                 | <b>22</b>                 | <b>101</b>         |

|                    |   |
|--------------------|---|
| <i>Large Site</i>  | = Total PRV greater than or equal to \$1.876B                       |
| <i>Medium Site</i> | = Total PRV less than \$1.876B and greater than or equal to \$1000M |
| <i>Small Site</i>  | = Total PRV less than \$1000M and greater than 0                    |
| <i>Other Site</i>  | = PRV equal to 0 (Zero) - primarily land records                    |

## Site Size By Location - FY 2015 Baseline Data

| <i>Location</i>             | <i>Component</i> | <i>No. of Large Sites</i> | <i>No. of Medium Sites</i> | <i>No. of Small Sites</i> | <i>No. of Other Sites</i> | <i>Total Sites</i> |
|-----------------------------|------------------|---------------------------|----------------------------|---------------------------|---------------------------|--------------------|
| West Virginia               | Army             | 0                         | 0                          | 29                        | 1                         | 30                 |
|                             | Navy             | 0                         | 0                          | 4                         | 0                         | 4                  |
|                             | Air Force        | 0                         | 0                          | 4                         | 0                         | 4                  |
|                             | <b>Total</b>     | <b>0</b>                  | <b>0</b>                   | <b>37</b>                 | <b>1</b>                  | <b>38</b>          |
| Wisconsin                   | Army             | 1                         | 0                          | 24                        | 0                         | 25                 |
|                             | Navy             | 0                         | 0                          | 2                         | 0                         | 2                  |
|                             | Air Force        | 0                         | 0                          | 10                        | 0                         | 10                 |
|                             | Marine Corps     | 0                         | 0                          | 0                         | 1                         | 1                  |
|                             | <b>Total</b>     | <b>1</b>                  | <b>0</b>                   | <b>36</b>                 | <b>1</b>                  | <b>38</b>          |
| Wyoming                     | Army             | 0                         | 0                          | 2                         | 2                         | 4                  |
|                             | Navy             | 0                         | 0                          | 1                         | 0                         | 1                  |
|                             | Air Force        | 0                         | 1                          | 85                        | 2                         | 88                 |
|                             | <b>Total</b>     | <b>0</b>                  | <b>1</b>                   | <b>88</b>                 | <b>4</b>                  | <b>93</b>          |
| <b>United States Total:</b> |                  | 100                       | 101                        | 3,475                     | 478                       | 4,154              |
| Territories                 | Army             | 1                         | 0                          | 40                        | 0                         | 41                 |
|                             | Navy             | 3                         | 0                          | 29                        | 32                        | 64                 |
|                             | Air Force        | 0                         | 0                          | 9                         | 0                         | 9                  |
|                             | <b>Total</b>     | <b>4</b>                  | <b>0</b>                   | <b>78</b>                 | <b>32</b>                 | <b>114</b>         |
| Overseas                    | Army             | 3                         | 7                          | 212                       | 33                        | 255                |
|                             | Navy             | 5                         | 2                          | 101                       | 20                        | 128                |
|                             | Air Force        | 9                         | 5                          | 158                       | 10                        | 182                |
|                             | Marine Corps     | 3                         | 2                          | 11                        | 6                         | 22                 |
|                             | <b>Total</b>     | <b>20</b>                 | <b>16</b>                  | <b>482</b>                | <b>69</b>                 | <b>587</b>         |
| <b>Worldwide Total:</b>     |                  | 124                       | 117                        | 4,035                     | 579                       | 4,855              |

|                    |   |
|--------------------|---|
| <i>Large Site</i>  | = Total PRV greater than or equal to \$1.876B                       |
| <i>Medium Site</i> | = Total PRV less than \$1.876B and greater than or equal to \$1000M |
| <i>Small Site</i>  | = Total PRV less than \$1000M and greater than 0                    |
| <i>Other Site</i>  | = PRV equal to 0 (Zero) - primarily land records                    |

**DEPARTMENT OF DEFENSE**  
**Base Structure Report - As of 30 Sept 2014**

| SITE  | COMPONENT        | NAME<br>NEAREST<br>CITY | BUILDINGS |            |        |         |       |           | ACRES<br>OWNED | TOTAL<br>ACRES | PRV (\$M) |
|---|------------------|-------------------------|-----------|------------|--------|---------|-------|-----------|----------------|----------------|-----------|
|   |                  |                         | OWNED     |            | LEASED |         | OTHER |           |                |                |           |
|   |                  |                         | COUNT     | SQFT       | COUNT  | SQFT    | COUNT | SQFT      |                |                |           |
| <b>Alabama</b>                              |                  |                         |           |            |        |         |       |           |                |                |           |
| 10C Stagefield                              | Army Active      | Fort Rucker             | 4         | 5,213      | 0      | 0       | 0     | 0         | 180            | 180            | 14.1      |
| Abston ANGS                                 | Air Force Guard  | Montgomery              | 7         | 72,984     | 0      | 0       | 0     | 0         | 0              | 27             | 17.8      |
| Allen Stagefield                            | Army Active      | Wiksburg                | 5         | 3,599      | 0      | 0       | 0     | 0         | 114            | 114            | 14.6      |
| Anniston Army Depot                         | Army Active      | Anniston                | 1,814     | 9,667,466  | 0      | 0       | 0     | 0         | 15,282         | 15,322         | 2,153.1   |
| Barin Field                                 | Navy Active      | Foley                   | 7         | 13,120     | 0      | 0       | 0     | 0         | 763            | 818            | 36.0      |
| Birmingham Airport                          | Air Force Guard  | Birmingham              | 39        | 351,370    | 0      | 0       | 0     | 0         | 0              | 140            | 117.3     |
| Brown Stagefield                            | Army Active      | New Brockton            | 4         | 5,213      | 0      | 0       | 0     | 0         | 176            | 176            | 14.2      |
| Cairns Basefield                            | Army Active      | Daleville               | 64        | 551,442    | 0      | 0       | 0     | 0         | 1,326          | 1,326          | 194.2     |
| Dothan Regional Airport (ANGS)              | Air Force Guard  | Dothan                  | 3         | 52,343     | 0      | 0       | 0     | 0         | 0              | 21             | 10.7      |
| Fort Benning                                | Army Active      | Fort Mitchell           | 66        | 54,848     | 0      | 0       | 3     | 281       | 12,138         | 12,138         | 43.7      |
| Fort McClellan                              | Army Active      | Anniston                | 0         | 0          | 0      | 0       | 0     | 0         | 491            | 491            | 0.0       |
| Fort McClellan ARNG Training Center         | Army Guard       | Anniston                | 131       | 861,587    | 0      | 0       | 0     | 0         | 276            | 276            | 181.9     |
| Fort Rucker                                 | Army Active      | Fort Rucker             | 696       | 5,235,859  | 5      | 11,260  | 826   | 2,164,930 | 31,175         | 32,628         | 1,895.9   |
| Goldberg Stagefield                         | Army Active      | Ozark                   | 5         | 6,076      | 0      | 0       | 0     | 0         | 101            | 101            | 13.1      |
| Highbluff Stagefield                        | Army Active      | Hartford                | 4         | 3,811      | 0      | 0       | 0     | 0         | 190            | 190            | 13.1      |
| Hunt Stagefield                             | Army Active      | Ozark                   | 3         | 5,799      | 0      | 0       | 0     | 0         | 153            | 153            | 13.8      |
| Maxwell AFB                                 | Air Force Active | Maxwell AFB             | 214       | 4,583,052  | 0      | 0       | 0     | 0         | 2,528          | 3,543          | 1,346.3   |
| Maxwell AFB Gunter Annex                    | Air Force Active | Gunter AFB              | 55        | 1,756,558  | 2      | 31,347  | 0     | 0         | 353            | 371            | 404.7     |
| Montgomery ANGS                             | Air Force Guard  | Montgomery              | 6         | 65,123     | 0      | 0       | 0     | 0         | 12             | 12             | 13.3      |
| Montgomery Regional Airport ANGB            | Air Force Guard  | Montgomery              | 41        | 335,901    | 0      | 0       | 0     | 0         | 0              | 70             | 98.4      |
| MOUT Training Site - Fort McClellan         | Army Guard       | Fort Mc Clellan         | 2         | 4,373      | 0      | 0       | 0     | 0         | 11             | 11             | 13.7      |
| NOLF Brewton                                | Navy Active      | Brewton                 | 0         | 0          | 1      | 216     | 2     | 1,070     | 0              | 653            | 43.5      |
| NOLF Evergreen                              | Navy Active      | Evergreen               | 0         | 0          | 2      | 2,204   | 0     | 0         | 136            | 444            | 34.4      |
| NOLF Silverhill                             | Navy Active      | Daphne                  | 2         | 1,443      | 0      | 0       | 0     | 0         | 400            | 400            | 106.7     |
| NOLF Summerdale                             | Navy Active      | Summerdale              | 2         | 1,043      | 0      | 0       | 0     | 0         | 565            | 567            | 33.0      |
| NOLF Wolf                                   | Navy Active      | Summerdale              | 1         | 240        | 0      | 0       | 0     | 0         | 422            | 422            | 30.5      |
| NOSC-MCRC Bessemer                          | Navy Reserve     | Bessemer                | 9         | 74,409     | 0      | 0       | 0     | 0         | 16             | 16             | 16.1      |
| Pelham Range Training Site - Fort McClellan | Army Guard       | Alexandria              | 111       | 190,796    | 0      | 0       | 0     | 0         | 22,245         | 22,245         | 103.9     |
| Redstone Arsenal                            | Army Active      | Huntsville              | 1,429     | 13,110,923 | 7      | 120,162 | 351   | 936,518   | 30,920         | 37,910         | 4,708.4   |
| Shell Basefield                             | Army Active      | Enterprise              | 17        | 58,410     | 0      | 0       | 0     | 0         | 296            | 296            | 43.1      |
| Skelly Stagefield                           | Army Active      | Kinston                 | 3         | 6,113      | 0      | 0       | 0     | 0         | 193            | 193            | 14.7      |

\* US Locations that do not meet criteria of at least ten (10) Acres AND at least \$10M PRV. US Territories and Non-US Locations that do not meet criteria of at least ten (10) Acres OR at least \$10M PRV.

**DEPARTMENT OF DEFENSE**  
**Base Structure Report - As of 30 Sept 2014**

| SITE                  | COMPONENT   | NAME<br>NEAREST<br>CITY | BUILDINGS    |                   |           |                |              |                  | ACRES<br>OWNED | TOTAL<br>ACRES | PRV (\$M)       |
|-----------------------|-------------|-------------------------|--------------|-------------------|-----------|----------------|--------------|------------------|----------------|----------------|-----------------|
|                       |             |                         | OWNED        |                   | LEASED    |                | OTHER        |                  |                |                |                 |
|                       |             |                         | COUNT        | SQFT              | COUNT     | SQFT           | COUNT        | SQFT             |                |                |                 |
| Stinson Stagefield    | Army Active | New Brockton            | 4            | 5,213             | 0         | 0              | 0            | 0                | 191            | 191            | 14.1            |
| Toth Stagefield       | Army Active | Dothan                  | 3            | 5,039             | 0         | 0              | 1            | 220              | 128            | 128            | 17.8            |
| * OTHER SITE(S) : 56  |             |                         | 94           | 840,726           | 18        | 250,113        | 1            | 2,480            | 555            | 758            | 254.3           |
| <b>Alabama Total:</b> |             |                         | <b>4,845</b> | <b>37,930,092</b> | <b>35</b> | <b>415,302</b> | <b>1,184</b> | <b>3,105,499</b> | <b>121,334</b> | <b>132,330</b> | <b>12,030.5</b> |

**Alaska**

|                                       |                  |                 |     |           |   |   |    |         |       |        |         |
|---------------------------------------|------------------|-----------------|-----|-----------|---|---|----|---------|-------|--------|---------|
| Back Island                           | Navy Active      | Ketchikan       | 4   | 25,060    | 0 | 0 | 0  | 0       | 0     | 15     | 77.4    |
| Barter Island Dew Station Bar         | Air Force Active | Kaktovik        | 7   | 65,887    | 0 | 0 | 0  | 0       | 0     | 641    | 250.7   |
| Big Mountain Radio Relay Site         | Air Force Active | Iliamna         | 0   | 0         | 0 | 0 | 0  | 0       | 0     | 402    | 53.5    |
| Birch Lake Recreation Annex           | Air Force Active | Fairbanks       | 31  | 17,974    | 0 | 0 | 0  | 0       | 0     | 51     | 10.6    |
| Blair Lake Air Force Rangeex          | Air Force Active | Fairbanks       | 3   | 31,600    | 0 | 0 | 1  | 104     | 0     | 58,962 | 36.7    |
| Cape Lisburne Long Range Radar Site   | Air Force Active | Point Hope      | 6   | 44,834    | 0 | 0 | 0  | 0       | 0     | 1,125  | 167.7   |
| Cape Newenham Long Range Radar Site   | Air Force Active | Platinum        | 5   | 42,925    | 0 | 0 | 0  | 0       | 0     | 2,359  | 176.7   |
| Cape Romanzof Long Range Radar Site   | Air Force Active | Hooper Bay      | 8   | 36,745    | 0 | 0 | 0  | 0       | 0     | 4,900  | 71.6    |
| Chena River Research Site             | Air Force Active | Fairbanks       | 2   | 420       | 0 | 0 | 0  | 0       | 2,992 | 3,788  | 85.0    |
| Clear AB                              | Air Force Active | Clear AFB       | 55  | 885,446   | 0 | 0 | 0  | 0       | 0     | 11,438 | 935.8   |
| Cold Bay Long Range Radar Site        | Air Force Active | Cold Bay        | 5   | 13,548    | 0 | 0 | 0  | 0       | 0     | 208    | 51.2    |
| Eareckson AS                          | Air Force Active | Shemya Station  | 59  | 1,135,188 | 0 | 0 | 0  | 0       | 0     | 3,520  | 2,345.8 |
| Eielson AFB                           | Air Force Active | North Pole      | 282 | 4,238,394 | 0 | 0 | 1  | 84,873  | 4,643 | 24,429 | 4,517.1 |
| Elmendorf AFB                         | Air Force Active | Elmendorf AFB   | 403 | 8,092,484 | 0 | 0 | 2  | 5,665   | 5,841 | 13,455 | 5,747.0 |
| Flaxman Island Range Radar Site       | Air Force Active | Deadhorse       | 12  | 25,438    | 0 | 0 | 0  | 0       | 0     | 605    | 104.5   |
| Fort Greely                           | Army Active      | Delta Junction  | 127 | 1,177,330 | 0 | 0 | 48 | 393,512 | 7,200 | 7,200  | 1,540.6 |
| Fort Richardson                       | Air Force Active | Fort Richardson | 479 | 5,770,406 | 0 | 0 | 0  | 0       | 2,136 | 60,027 | 3,808.0 |
| Fort Yukon Long Range Radar Site      | Air Force Active | Fort Yukon      | 5   | 40,803    | 0 | 0 | 0  | 0       | 0     | 84     | 28.8    |
| Gerstle River Arctic Test Site        | Army Active      | Fairbanks       | 0   | 0         | 0 | 0 | 0  | 0       | 0     | 26     | 2.0     |
| Haarp Research Station                | Air Force Active | Gakona          | 23  | 14,720    | 0 | 0 | 10 | 31,174  | 5,408 | 5,408  | 83.8    |
| Indian Mountain Long Range Radar Site | Air Force Active | Hughes          | 8   | 33,230    | 0 | 0 | 0  | 0       | 0     | 4,226  | 183.5   |
| Indian Mountain Research Site         | Air Force Active | Fairbanks       | 0   | 0         | 0 | 0 | 0  | 0       | 0     | 447    | 11.6    |
| Kalakaket Creek Radio Relay Site      | Air Force Active | Ruby            | 0   | 0         | 0 | 0 | 0  | 0       | 0     | 316    | 32.4    |
| King Salmon Airport                   | Air Force Active | King Salmon     | 3   | 9,762     | 0 | 0 | 47 | 362,254 | 134   | 928    | 962.5   |
| Kotzebue Long Range Radar Site        | Air Force Active | Kotzebue        | 2   | 4,511     | 0 | 0 | 0  | 0       | 0     | 676    | 14.6    |
| Lonely Short Range Radar Site         | Air Force Active | Barrow          | 0   | 0         | 0 | 0 | 12 | 27,401  | 0     | 1,082  | 169.9   |

\* US Locations that do not meet criteria of at least ten (10) Acres AND at least \$10M PRV. US Territories and Non-US Locations that do not meet criteria of at least ten (10) Acres OR at least \$10M PRV.

**DEPARTMENT OF DEFENSE**  
**Base Structure Report - As of 30 Sept 2014**

| SITE                                | COMPONENT              | NAME<br>NEAREST<br>CITY | BUILDINGS    |                   |          |               |            |                  | ACRES<br>OWNED | TOTAL<br>ACRES | PRV (\$M)       |
|-------------------------------------|------------------------|-------------------------|--------------|-------------------|----------|---------------|------------|------------------|----------------|----------------|-----------------|
|                                     |                        |                         | OWNED        |                   | LEASED   |               | OTHER      |                  |                |                |                 |
|                                     |                        |                         | COUNT        | SQFT              | COUNT    | SQFT          | COUNT      | SQFT             |                |                |                 |
| NARL Barrow Camp                    | Navy Active            | Barrow                  | 4            | 37,858            | 0        | 0             | 0          | 0                | 0              | 688            | 40.2            |
| Nikolski Radio Relay Site           | Air Force Active       | Nikolski                | 1            | 120               | 0        | 0             | 0          | 0                | 0              | 323            | 15.4            |
| North River Radio Relay Site        | Air Force Active       | Unalakleet              | 0            | 0                 | 0        | 0             | 0          | 0                | 0              | 144            | 23.6            |
| Oliktok Long Range Radar Site       | Air Force Active       | Deadhorse               | 4            | 36,572            | 0        | 0             | 0          | 0                | 160            | 832            | 116.7           |
| Point Barrow Long Range Radar Site  | Air Force Active       | Barrow                  | 0            | 0                 | 0        | 0             | 5          | 51,472           | 0              | 266            | 103.8           |
| Point Lay Long Range Radar Site     | Air Force Active       | Point Lay               | 3            | 25,036            | 0        | 0             | 0          | 0                | 0              | 1,442          | 84.0            |
| Sparrevohn Long Range Radar Site    | Air Force Active       | Lime Village            | 7            | 37,855            | 0        | 0             | 0          | 0                | 0              | 1,179          | 188.7           |
| Tatalina Long Range Radar Site      | Air Force Active       | McGrath                 | 7            | 37,367            | 0        | 0             | 0          | 0                | 0              | 4,970          | 116.2           |
| Ted Stevens IAP                     | Air Force Guard        | Anchorage               | 35           | 422,232           | 0        | 0             | 0          | 0                | 0              | 129            | 271.6           |
| Tin City Long Range Radar Site      | Air Force Active       | Wales                   | 6            | 83,453            | 0        | 0             | 0          | 0                | 37             | 723            | 195.6           |
| Wainwright Short Range Radar Site   | Air Force Active       | Wainwright              | 0            | 0                 | 0        | 0             | 0          | 0                | 0              | 1,519          | 38.7            |
| Yukon Weapons Range                 | Air Force Active       | Fairbanks               | 6            | 4,857             | 0        | 0             | 0          | 0                | 26             | 156            | 12.8            |
| <b>* OTHER SITE(S) : 105</b>        |                        |                         | <b>595</b>   | <b>6,844,146</b>  | <b>9</b> | <b>28,854</b> | <b>695</b> | <b>5,869,142</b> | <b>50</b>      | <b>236,009</b> | <b>8,241.4</b>  |
| <b>Alaska Total:</b>                |                        |                         | <b>2,197</b> | <b>29,236,201</b> | <b>9</b> | <b>28,854</b> | <b>821</b> | <b>6,825,597</b> | <b>28,627</b>  | <b>454,698</b> | <b>30,917.9</b> |
| <b><u>American Samoa</u></b>        |                        |                         |              |                   |          |               |            |                  |                |                |                 |
| Te O USARC                          | Army Reserve           | Pago Pago               | 6            | 90,234            | 1        | 7,200         | 1          | 7,380            | 0              | 5              | 62.6            |
| <b>American Samoa Total:</b>        |                        |                         | <b>6</b>     | <b>90,234</b>     | <b>1</b> | <b>7,200</b>  | <b>1</b>   | <b>7,380</b>     | <b>0</b>       | <b>5</b>       | <b>62.6</b>     |
| <b><u>Arizona</u></b>               |                        |                         |              |                   |          |               |            |                  |                |                |                 |
| Air Force Plant 44                  | Air Force Active       | Tucson                  | 71           | 1,030,468         | 0        | 0             | 0          | 0                | 2,208          | 2,215          | 270.0           |
| Barry Goldwater Range               | Marine Corps<br>Active | Yuma                    | 51           | 202,943           | 0        | 0             | 0          | 0                | 41,613         | 692,800        | 300.0           |
| Camp Navajo                         | Army Guard             | Bellemont               | 940          | 3,118,643         | 0        | 0             | 0          | 0                | 28,345         | 28,345         | 980.2           |
| Davis-Monthan AFB                   | Air Force Active       | Davis Monthan AFB       | 502          | 4,864,338         | 0        | 0             | 1          | 18,704           | 3,851          | 10,686         | 2,127.1         |
| Fort Huachuca                       | Army Active            | Sierra Vista            | 576          | 5,454,239         | 0        | 0             | 173        | 568,719          | 0              | 15,256         | 2,168.5         |
| Gila Bend Air Force Auxiliary Field | Air Force Active       | Gila Bend               | 41           | 143,058           | 0        | 0             | 0          | 0                | 0              | 1,886          | 117.1           |
| Luke AFB                            | Air Force Active       | Luke AFB                | 350          | 3,701,764         | 0        | 0             | 0          | 0                | 2,933          | 4,833          | 1,368.1         |
| Luke Air Force Auxiliary Field 1    | Air Force Active       | Wittmann                | 1            | 600               | 0        | 0             | 0          | 0                | 400            | 1,105          | 154.5           |
| Luke Waste Annex                    | Air Force Active       | Glendale                | 9            | 26,014            | 0        | 0             | 0          | 0                | 0              | 46             | 16.8            |
| MCAS Yuma                           | Marine Corps<br>Active | Yuma                    | 288          | 2,878,824         | 0        | 0             | 362        | 1,227,124        | 2,824          | 4,723          | 1,625.9         |
| MCAS Yuma Hsg-Off Base              | Marine Corps<br>Active | Yuma                    | 0            | 0                 | 0        | 0             | 26         | 148,592          | 23             | 23             | 34.3            |

\* US Locations that do not meet criteria of at least ten (10) Acres AND at least \$10M PRV. US Territories and Non-US Locations that do not meet criteria of at least ten (10) Acres OR at least \$10M PRV.



**DEPARTMENT OF DEFENSE**  
**Base Structure Report - As of 30 Sept 2014**

| SITE   | COMPONENT           | NAME<br>NEAREST<br>CITY | BUILDINGS    |                   |          |               |            |                  | ACRES<br>OWNED | TOTAL<br>ACRES   | PRV (\$M)       |
|--|---------------------|-------------------------|--------------|-------------------|----------|---------------|------------|------------------|----------------|------------------|-----------------|
|  |                     |                         | OWNED        |                   | LEASED   |               | OTHER      |                  |                |                  |                 |
|  |                     |                         | COUNT        | SQFT              | COUNT    | SQFT          | COUNT      | SQFT             |                |                  |                 |
| NAVOBSSTA Flagstaff                          | Navy Active         | Flagstaff               | 12           | 37,890            | 0        | 0             | 0          | 0                | 278            | 293              | 15.7            |
| NG Buckeye                                   | Army Guard          | Buckeye                 | 8            | 100,980           | 0        | 0             | 0          | 0                | 0              | 1,481            | 22.0            |
| NG Florence Military Reservation             | Army Guard          | Florence                | 16           | 43,654            | 0        | 0             | 0          | 0                | 6,495          | 6,495            | 37.4            |
| NG Papago Military Reservation               | Army Guard          | Phoenix                 | 63           | 639,926           | 0        | 0             | 0          | 0                | 0              | 418              | 178.8           |
| Sky Harbor IAP                               | Air Force Guard     | Phoenix                 | 15           | 272,010           | 0        | 0             | 0          | 0                | 0              | 60               | 96.8            |
| The Barry M Goldwater Air Force Range        | Air Force Active    | Gila Bend               | 9            | 8,708             | 0        | 0             | 0          | 0                | 102,689        | 1,753,512        | 173.6           |
| Tucson IAP                                   | Air Force Guard     | Tucson                  | 38           | 590,585           | 0        | 0             | 1          | 3,000            | 94             | 98               | 194.0           |
| Williams AFB                                 | Air Force Active    | Mesa                    | 2            | 3,368             | 0        | 0             | 0          | 0                | 145            | 145              | 39.2            |
| Yuma Proving Ground                          | Army Active         | Yuma                    | 546          | 1,808,195         | 0        | 0             | 4          | 87,904           | 171,109        | 1,008,913        | 1,449.5         |
| <b>* OTHER SITE(S) : 23</b>                  |                     |                         | 96           | 402,938           | 3        | 63,310        | 20         | 74,519           | 1,730          | 50,491           | 163.2           |
| <b>Arizona Total:</b>                        |                     |                         | <b>3,634</b> | <b>25,329,145</b> | <b>3</b> | <b>63,310</b> | <b>587</b> | <b>2,128,562</b> | <b>364,736</b> | <b>3,583,824</b> | <b>11,532.9</b> |
| <b>Arkansas</b>                              |                     |                         |              |                   |          |               |            |                  |                |                  |                 |
| Fort Smith MAP                               | Air Force Guard     | Fort Smith              | 41           | 382,693           | 0        | 0             | 0          | 0                | 0              | 142              | 105.5           |
| Little Rock AFB                              | Air Force Active    | Romance                 | 352          | 4,077,994         | 0        | 0             | 0          | 0                | 6,772          | 6,929            | 1,526.5         |
| Pine Bluff Arsenal                           | Army Active         | White Hall              | 935          | 3,658,210         | 0        | 0             | 0          | 0                | 13,493         | 13,493           | 1,282.6         |
| <b>* OTHER SITE(S) : 18</b>                  |                     |                         | 486          | 2,451,055         | 2        | 23,345        | 0          | 0                | 64,643         | 65,165           | 149.5           |
| <b>Arkansas Total:</b>                       |                     |                         | <b>1,814</b> | <b>10,569,952</b> | <b>2</b> | <b>23,345</b> | <b>0</b>   | <b>0</b>         | <b>84,908</b>  | <b>85,729</b>    | <b>3,064.1</b>  |
| <b>California</b>                            |                     |                         |              |                   |          |               |            |                  |                |                  |                 |
| Air Force Plant 42                           | Air Force Active    | Palmdale                | 114          | 3,417,391         | 0        | 0             | 0          | 0                | 6,131          | 6,131            | 1,732.9         |
| Beale AFB                                    | Air Force Active    | Beale AFB               | 254          | 2,935,085         | 0        | 0             | 0          | 0                | 22,439         | 22,451           | 2,024.4         |
| Channel Islands ANG                          | Air Force Guard     | Port Hueneme            | 22           | 344,883           | 0        | 0             | 0          | 0                | 206            | 206              | 245.2           |
| Chocolate Mountain Air Grry Range            | Marine Corps Active | Niland                  | 4            | 44,817            | 0        | 0             | 0          | 0                | 228,368        | 456,692          | 282.7           |
| CSO Hunters Point Annex                      | Navy Active         | San Francisco           | 128          | 2,940,189         | 0        | 0             | 0          | 0                | 858            | 858              | 2,661.6         |
| CSO NAS Alameda                              | Navy Active         | Alameda                 | 101          | 2,306,042         | 0        | 0             | 0          | 0                | 2,377          | 2,377            | 1,982.1         |
| CSO NS Treasure Island                       | Navy Active         | San Francisco           | 117          | 1,970,540         | 1        | 30,000        | 0          | 0                | 995            | 996              | 1,140.6         |
| CSO NSY Long Beach                           | Navy Active         | Long Beach              | 24           | 708,549           | 0        | 0             | 0          | 0                | 390            | 396              | 434.3           |
| CSO NSY Mare Island                          | Navy Active         | Vallejo                 | 97           | 943,793           | 0        | 0             | 0          | 0                | 860            | 860              | 406.4           |
| Davis Communications Annex Site 1            | Air Force Active    | Davis                   | 4            | 29,524            | 0        | 0             | 0          | 0                | 160            | 160              | 25.0            |
| Defense Distribution Region West Sharpe Site | Army Active         | French Camp             | 76           | 4,050,895         | 0        | 0             | 1          | 12,092           | 724            | 724              | 977.4           |

\* US Locations that do not meet criteria of at least ten (10) Acres AND at least \$10M PRV. US Territories and Non-US Locations that do not meet criteria of at least ten (10) Acres OR at least \$10M PRV.

**DEPARTMENT OF DEFENSE**  
**Base Structure Report - As of 30 Sept 2014**

| SITE                                   | COMPONENT           | NAME<br>NEAREST<br>CITY | BUILDINGS |            |        |        |       |            | ACRES<br>OWNED | TOTAL<br>ACRES | PRV (\$M) |
|--|---------------------|-------------------------|-----------|------------|--------|--------|-------|------------|----------------|----------------|-----------|
|  |                     |                         | OWNED     |            | LEASED |        | OTHER |            |                |                |           |
|  |                     |                         | COUNT     | SQFT       | COUNT  | SQFT   | COUNT | SQFT       |                |                |           |
| Defense Distribution Region West Tracy | Army Active         | Tracy                   | 73        | 6,292,294  | 1      | 4,850  | 0     | 0          | 908            | 908            | 1,429.1   |
| Edwards AFB                            | Air Force Active    | Lancaster               | 736       | 7,192,363  | 1      | 25,913 | 3     | 10,000     | 225,561        | 307,517        | 6,174.1   |
| Former NAVPHIBASE Coronado             | Navy Active         | Coronado                | 161       | 2,125,587  | 0      | 0      | 193   | 872,860    | 760            | 762            | 894.6     |
| Fort MacArthur FH Annex                | Air Force Active    | Long Beach              | 39        | 278,670    | 0      | 0      | 0     | 0          | 111            | 193            | 114.7     |
| Fort Ord                               | Army Active         | Seaside                 | 0         | 0          | 0      | 0      | 0     | 0          | 14,159         | 14,159         | 137.0     |
| Fresno Yosemite International (ANG)    | Air Force Guard     | Fresno                  | 32        | 314,896    | 0      | 0      | 0     | 0          | 0              | 77             | 139.1     |
| George AFB                             | Air Force Active    | George AFB              | 49        | 528,412    | 0      | 0      | 0     | 0          | 3,739          | 4,055          | 698.9     |
| Hayward MAP (ANG)                      | Air Force Guard     | Hayward                 | 17        | 148,452    | 0      | 0      | 0     | 0          | 0              | 27             | 58.6      |
| Holtville Carrier LS                   | Navy Active         | El Centro               | 0         | 0          | 0      | 0      | 0     | 0          | 0              | 110            | 24.7      |
| Laguna Peak                            | Navy Active         | Point Mugu              | 11        | 13,885     | 0      | 0      | 0     | 0          | 39             | 39             | 18.2      |
| Lincoln Communication Annex            | Air Force Active    | Lincoln                 | 2         | 16,264     | 0      | 0      | 0     | 0          | 358            | 358            | 25.3      |
| Long Beach Fuel Complex                | Navy Active         | Long Beach              | 7         | 8,305      | 0      | 0      | 0     | 0          | 11             | 11             | 106.8     |
| Los Angeles AFB                        | Air Force Active    | El Segundo              | 21        | 944,250    | 0      | 0      | 0     | 0          | 54             | 56             | 323.8     |
| Los Angeles Air Force Annex No.4       | Air Force Active    | Carson                  | 1         | 85,000     | 0      | 0      | 0     | 0          | 23             | 23             | 28.2      |
| March AFB                              | Air Force Active    | Riverside               | 158       | 291,780    | 1      | 400    | 1     | 26,880     | 1,543          | 1,558          | 377.1     |
| March ARB                              | Air Force Reserve   | Riverside               | 206       | 2,672,946  | 0      | 0      | 0     | 0          | 2,138          | 2,386          | 1,308.5   |
| Mather AFB                             | Air Force Active    | Rancho Cordova          | 183       | 1,461,949  | 0      | 0      | 0     | 0          | 4,359          | 4,488          | 1,178.6   |
| MCAS El Toro LIFOC                     | Marine Corps Active | Irvine                  | 8         | 78,160     | 0      | 0      | 0     | 0          | 272            | 272            | 20.5      |
| MCAS Miramar                           | Marine Corps Active | San Diego               | 417       | 6,383,211  | 0      | 0      | 311   | 1,267,536  | 21,191         | 22,906         | 3,201.8   |
| MCAS Tustin Carve-Out 2                | Marine Corps Active | Tustin                  | 41        | 470,215    | 0      | 0      | 0     | 0          | 34             | 34             | 147.5     |
| MCB Camp Pendleton                     | Marine Corps Active | Camp Pendleton          | 1,848     | 21,819,530 | 25     | 94,082 | 3,411 | 13,632,284 | 124,912        | 127,208        | 11,908.9  |
| McClellan AFB                          | Air Force Active    | McClellan AFB           | 359       | 8,755,372  | 0      | 0      | 1     | 16,000     | 2,777          | 2,873          | 3,297.4   |
| McClellan FH Annex                     | Air Force Active    | McClellan AFB           | 284       | 606,347    | 0      | 0      | 0     | 0          | 7              | 12             | 147.5     |
| MCLB Barstow                           | Marine Corps Active | Barstow                 | 149       | 2,487,434  | 0      | 0      | 0     | 0          | 359            | 3,764          | 710.7     |
| MCLB Barstow Yermo Area                | Marine Corps Active | Barstow                 | 95        | 2,057,727  | 0      | 0      | 0     | 0          | 1,211          | 1,526          | 775.6     |
| MCRD San Diego                         | Marine Corps Active | San Diego               | 142       | 2,804,131  | 0      | 0      | 11    | 23,961     | 428            | 428            | 866.8     |
| MCRD San Diego Former NTC              | Marine Corps Active | San Diego               | 5         | 142,957    | 0      | 0      | 0     | 0          | 72             | 72             | 51.9      |

\* US Locations that do not meet criteria of at least ten (10) Acres AND at least \$10M PRV. US Territories and Non-US Locations that do not meet criteria of at least ten (10) Acres OR at least \$10M PRV.

**DEPARTMENT OF DEFENSE**  
**Base Structure Report - As of 30 Sept 2014**

| SITE   | COMPONENT              | NAME<br>NEAREST<br>CITY | BUILDINGS |           |        |      |       |           | ACRES<br>OWNED | TOTAL<br>ACRES | PRV (\$M) |
|--|------------------------|-------------------------|-----------|-----------|--------|------|-------|-----------|----------------|----------------|-----------|
|  |                        |                         | OWNED     |           | LEASED |      | OTHER |           |                |                |           |
|  |                        |                         | COUNT     | SQFT      | COUNT  | SQFT | COUNT | SQFT      |                |                |           |
| Military Ocean Terminal Concord              | Army Active            | Concord                 | 169       | 415,767   | 0      | 0    | 0     | 0         | 6,100          | 6,100          | 581.4     |
| Moffett Community Housing                    | Army Reserve           | Mountain View           | 2         | 3,982     | 0      | 0    | 89    | 635,122   | 44             | 44             | 129.3     |
| Moffett Field Site 1                         | Air Force Guard        | Moffett Field           | 24        | 249,565   | 0      | 0    | 0     | 0         | 112            | 112            | 106.1     |
| MTC-H Camp Roberts                           | Army Guard             | San Miguel              | 514       | 1,988,589 | 0      | 0    | 0     | 0         | 42,814         | 42,814         | 987.2     |
| MWTC Bridgeport                              | Marine Corps<br>Active | Coleville               | 49        | 319,420   | 0      | 0    | 0     | 0         | 346            | 44,452         | 132.0     |
| NAF El Centro                                | Navy Active            | El Centro               | 195       | 1,084,156 | 0      | 0    | 58    | 145,657   | 2,682          | 2,863          | 820.0     |
| NAF El Centro Target 101                     | Navy Active            | El Centro               | 1         | 7,546     | 0      | 0    | 0     | 0         | 4,005          | 20,357         | 27.4      |
| NAS Lemoore                                  | Navy Active            | Lemoore Nas             | 254       | 3,581,867 | 0      | 0    | 922   | 3,124,947 | 18,355         | 29,408         | 2,832.1   |
| Naval Medical Center San Diego               | Navy Active            | San Diego               | 22        | 2,103,968 | 0      | 0    | 4     | 11,771    | 76             | 76             | 1,118.7   |
| NAVBASE Ventura City Point<br>Mugu           | Navy Active            | Point Mugu              | 530       | 4,065,031 | 0      | 0    | 391   | 684,763   | 4,484          | 4,484          | 2,203.4   |
| NAVPHIBASE Seal Side                         | Navy Active            | Coronado                | 29        | 572,940   | 0      | 0    | 0     | 0         | 72             | 329            | 160.2     |
| NAVPMOSSP Mtn View                           | Navy Active            | Mountain View           | 11        | 784,873   | 0      | 0    | 0     | 0         | 343            | 343            | 305.9     |
| NAVSUPPDET Monterey                          | Navy Active            | Monterey                | 65        | 1,391,802 | 0      | 0    | 3     | 11,148    | 136            | 137            | 541.0     |
| NAVSUPPDET Monterey Dixon<br>Transmitter Fac | Navy Active            | Dixon                   | 11        | 36,325    | 0      | 0    | 0     | 0         | 1,213          | 1,213          | 43.4      |
| NAVSUPPDET Monterey La Mesa<br>Village       | Navy Active            | Monterey                | 15        | 113,870   | 0      | 0    | 256   | 832,851   | 287            | 287            | 246.9     |
| NAVSUPPDET Monterey Navy<br>School Annex     | Navy Active            | Monterey                | 27        | 215,471   | 0      | 0    | 0     | 0         | 234            | 247            | 115.7     |
| NAWS China Lake                              | Navy Active            | China Lake              | 1,119     | 4,621,145 | 0      | 0    | 408   | 838,534   | 81,955         | 606,926        | 3,901.5   |
| NAWS China LakeRandsburg<br>Wash Area        | Navy Active            | Trona                   | 51        | 157,047   | 0      | 0    | 2     | 1,084     | 4,541          | 503,468        | 205.3     |
| NB Coronado                                  | Navy Active            | San Diego               | 578       | 9,234,630 | 0      | 0    | 61    | 149,395   | 2,802          | 2,804          | 4,614.9   |
| NB Coronado Camp Michael<br>Monsoor          | Navy Active            | Pine Valley             | 17        | 35,163    | 0      | 0    | 0     | 0         | 0              | 6,634          | 21.9      |
| NB Coronado Camp Morena                      | Navy Active            | Jacumba                 | 0         | 0         | 0      | 0    | 24    | 54,795    | 0              | 62             | 16.2      |
| NB Coronado Imperial Beach                   | Navy Active            | Imperial Beach          | 58        | 461,600   | 0      | 0    | 28    | 333,320   | 1,258          | 1,294          | 511.8     |
| NB Coronado Lofgren Terrace                  | Navy Active            | Chula Vista             | 0         | 0         | 0      | 0    | 53    | 375,010   | 35             | 35             | 78.8      |
| NB Coronado NF Survival Tng                  | Navy Active            | Warner Springs          | 42        | 52,171    | 0      | 0    | 0     | 0         | 0              | 12,544         | 15.6      |
| NB Coronado Silver Strand                    | Navy Active            | Imperial Beach          | 12        | 112,190   | 0      | 0    | 2     | 10,000    | 549            | 550            | 44.7      |
| NB Point Loma                                | Navy Active            | San Diego               | 120       | 1,074,537 | 0      | 0    | 16    | 35,499    | 112            | 1,218          | 571.2     |
| NB Point Loma Admiral Hartman<br>Housing 1   | Navy Active            | San Diego               | 0         | 0         | 0      | 0    | 92    | 150,991   | 46             | 46             | 53.1      |
| NB Point Loma Admiral Hartman<br>Housing 2   | Navy Active            | San Diego               | 0         | 0         | 0      | 0    | 56    | 90,881    | 54             | 54             | 18.4      |

\* US Locations that do not meet criteria of at least ten (10) Acres AND at least \$10M PRV. US Territories and Non-US Locations that do not meet criteria of at least ten (10) Acres OR at least \$10M PRV.

**DEPARTMENT OF DEFENSE**  
**Base Structure Report - As of 30 Sept 2014**

| SITE                                    | COMPONENT         | NAME<br>NEAREST<br>CITY | BUILDINGS |           |        |       |       |           | ACRES<br>OWNED | TOTAL<br>ACRES | PRV (\$M) |
|---|-------------------|-------------------------|-----------|-----------|--------|-------|-------|-----------|----------------|----------------|-----------|
|   |                   |                         | OWNED     |           | LEASED |       | OTHER |           |                |                |           |
|   |                   |                         | COUNT     | SQFT      | COUNT  | SQFT  | COUNT | SQFT      |                |                |           |
| NB Point Loma Admiral Hartman Housing 3 | Navy Active       | San Diego               | 0         | 0         | 0      | 0     | 288   | 488,696   | 54             | 54             | 98.7      |
| NB Point Loma Chesterton Hsg            | Navy Active       | San Diego               | 1         | 6,863     | 0      | 0     | 434   | 808,938   | 144            | 144            | 188.1     |
| NB Point Loma Fleet ASW                 | Navy Active       | San Diego               | 44        | 1,112,334 | 0      | 0     | 0     | 0         | 66             | 66             | 351.8     |
| NB Point Loma Fuel Farm                 | Navy Active       | San Diego               | 38        | 79,092    | 0      | 0     | 1     | 1,625     | 14             | 206            | 322.3     |
| NB Point Loma Old Town                  | Navy Active       | San Diego               | 13        | 1,465,324 | 0      | 0     | 0     | 0         | 47             | 47             | 544.2     |
| NB Point Loma SPAWARS South             | Navy Active       | San Diego               | 11        | 31,865    | 0      | 0     | 0     | 0         | 38             | 38             | 14.2      |
| NB San Diego                            | Navy Active       | San Diego               | 177       | 2,666,140 | 0      | 0     | 0     | 0         | 940            | 949            | 2,400.9   |
| NB San Diego Bayview Hills Housing      | Navy Active       | San Diego               | 1         | 5,500     | 0      | 0     | 199   | 1,622,259 | 162            | 162            | 338.5     |
| NB San Diego Broadway Complex           | Navy Active       | San Diego               | 8         | 893,004   | 0      | 0     | 0     | 0         | 20             | 22             | 225.3     |
| NB San Diego Chollas Heights Housing    | Navy Active       | San Diego               | 1         | 12,800    | 0      | 0     | 91    | 556,930   | 78             | 78             | 125.0     |
| NB San Diego Dryside                    | Navy Active       | San Diego               | 128       | 3,306,910 | 0      | 0     | 9     | 1,470,726 | 289            | 289            | 1,300.3   |
| NB San Diego Eucalyptus Housing         | Navy Active       | San Diego               | 0         | 0         | 0      | 0     | 57    | 487,888   | 41             | 41             | 98.6      |
| NB San Diego Home Terrace Condos        | Navy Active       | San Diego               | 0         | 0         | 0      | 0     | 20    | 120,542   | 10             | 10             | 24.4      |
| NB San Diego Howard Gilmore             | Navy Active       | La Mesa                 | 0         | 0         | 0      | 0     | 48    | 759,257   | 38             | 38             | 136.8     |
| NB San Diego Mission Gorge              | Navy Active       | San Diego               | 15        | 28,606    | 0      | 0     | 0     | 0         | 448            | 448            | 25.8      |
| NB San Diego Murphy Canyon              | Navy Active       | San Diego               | 4         | 30,360    | 0      | 0     | 1,132 | 4,646,447 | 733            | 733            | 1,056.4   |
| NB San Diego National City              | Navy Active       | National City           | 4         | 246,917   | 0      | 0     | 0     | 0         | 56             | 56             | 37.0      |
| NB San Diego Pomerado Terrace           | Navy Active       | San Diego               | 0         | 0         | 0      | 0     | 23    | 263,281   | 52             | 52             | 56.5      |
| NB San Diego Terrace View Villas        | Navy Active       | San Diego               | 0         | 0         | 0      | 0     | 41    | 227,468   | 17             | 17             | 48.7      |
| NG Hammer Field                         | Army Guard        | Fresno                  | 3         | 96,227    | 0      | 0     | 0     | 0         | 15             | 15             | 30.3      |
| NG Moreno Valley                        | Army Guard        | Riverside               | 1         | 53,000    | 0      | 0     | 0     | 0         | 16             | 16             | 15.9      |
| NG Sacramento Mather                    | Army Guard        | Mather AFB              | 10        | 88,638    | 0      | 0     | 0     | 0         | 30             | 30             | 45.9      |
| NG TS MD Los Alamitos                   | Army Guard        | Los Alamitos            | 176       | 1,373,326 | 0      | 0     | 0     | 0         | 1,376          | 1,376          | 633.8     |
| NORCO                                   | Navy Active       | Norco                   | 55        | 475,160   | 0      | 0     | 0     | 0         | 279            | 281            | 319.9     |
| Norwalk                                 | Air Force Reserve | Norwalk                 | 10        | 7,837     | 0      | 0     | 0     | 0         | 47             | 55             | 180.6     |
| Norwalk Fuel Complex                    | Navy Active       | Norwalk                 | 0         | 0         | 0      | 0     | 0     | 0         | 17             | 18             | 94.7      |
| NOSC Alameda                            | Navy Reserve      | Alameda                 | 5         | 96,600    | 0      | 0     | 0     | 0         | 15             | 15             | 33.3      |
| NOSC LA                                 | Navy Reserve      | Los Angeles             | 6         | 142,462   | 0      | 0     | 0     | 0         | 11             | 11             | 43.2      |
| NOSC Sacramento                         | Navy Reserve      | Sacramento              | 4         | 53,337    | 0      | 0     | 0     | 0         | 19             | 19             | 17.4      |
| NS Long Beach                           | Navy Active       | Long Beach              | 2         | 412       | 0      | 0     | 0     | 0         | 776            | 776            | 61.5      |
| NTC and Fort Irwin                      | Army Active       | Fort Irwin              | 673       | 4,151,779 | 2      | 9,000 | 779   | 3,349,266 | 638,461        | 638,534        | 2,716.8   |

\* US Locations that do not meet criteria of at least ten (10) Acres AND at least \$10M PRV. US Territories and Non-US Locations that do not meet criteria of at least ten (10) Acres OR at least \$10M PRV.

**DEPARTMENT OF DEFENSE**  
**Base Structure Report - As of 30 Sept 2014**

| SITE                                | COMPONENT           | NAME<br>NEAREST<br>CITY | BUILDINGS |           |        |         |       |           | ACRES<br>OWNED | TOTAL<br>ACRES | PRV (\$M) |
|-------------------------------------|---------------------|-------------------------|-----------|-----------|--------|---------|-------|-----------|----------------|----------------|-----------|
|                                     |                     |                         | OWNED     |           | LEASED |         | OTHER |           |                |                |           |
|                                     |                     |                         | COUNT     | SQFT      | COUNT  | SQFT    | COUNT | SQFT      |                |                |           |
| NWS Seal Beach                      | Navy Active         | Seal Beach              | 269       | 2,021,279 | 0      | 0       | 44    | 462,265   | 4,822          | 4,853          | 957.9     |
| NWS Seal Beach Det Concord          | Navy Active         | Concord                 | 339       | 1,571,454 | 0      | 0       | 0     | 0         | 5,038          | 5,038          | 712.2     |
| NWS Seal Beach Fallbrook California | Navy Active         | Fallbrook               | 264       | 986,757   | 0      | 0       | 0     | 0         | 8,852          | 8,852          | 439.9     |
| Ord Military Community              | Army Active         | Seaside                 | 56        | 584,669   | 0      | 0       | 898   | 2,162,002 | 836            | 836            | 636.3     |
| Ozol Defense Fuel Support Point     | Air Force Active    | Martinez                | 5         | 4,538     | 0      | 0       | 0     | 0         | 54             | 75             | 140.2     |
| Pillar Point AFS                    | Air Force Active    | Half Moon Bay           | 13        | 20,524    | 0      | 0       | 0     | 0         | 55             | 55             | 13.7      |
| Point Arena AFS                     | Air Force Active    | Point Arena             | 47        | 92,706    | 0      | 0       | 0     | 0         | 74             | 83             | 40.6      |
| Port Hueneme                        | Navy Active         | Port Hueneme            | 384       | 5,487,514 | 47     | 375,248 | 196   | 725,414   | 1,675          | 1,741          | 2,259.2   |
| Presidio Of Monterey                | Army Active         | Monterey                | 144       | 1,817,803 | 2      | 55,809  | 62    | 154,380   | 392            | 392            | 646.1     |
| Riverbank AAP                       | Army Active         | Modesto                 | 117       | 752,415   | 0      | 0       | 0     | 0         | 172            | 172            | 358.0     |
| Sacramento Army Depot               | Army Active         | Sacramento              | 0         | 0         | 0      | 0       | 0     | 0         | 48             | 48             | 0.0       |
| Sacramento Okinawa                  | Army Guard          | Sacramento              | 4         | 130,974   | 0      | 0       | 0     | 0         | 22             | 22             | 40.4      |
| San Clemente                        | Navy Active         | San Clemente            | 239       | 616,908   | 0      | 0       | 0     | 0         | 0              | 36,206         | 575.2     |
| San Diego ANGS                      | Air Force Guard     | San Diego               | 2         | 31,816    | 0      | 0       | 0     | 0         | 24             | 24             | 10.6      |
| San Nicolas Island                  | Navy Active         | San Nicolas Island      | 133       | 416,236   | 0      | 0       | 1     | 200       | 0              | 13,370         | 516.1     |
| San Pedro Fuel Depot                | Navy Active         | Los Angeles             | 26        | 34,175    | 0      | 0       | 0     | 0         | 342            | 344            | 333.4     |
| Santa Cruz Island                   | Navy Active         | Goleta                  | 10        | 17,072    | 0      | 0       | 0     | 0         | 0              | 11             | 32.7      |
| SAT COM                             | Army Active         | San Miguel              | 17        | 45,822    | 2      | 16,500  | 0     | 0         | 23             | 23             | 29.8      |
| Sepulveda National Guard Station    | Air Force Guard     | Los Angeles             | 4         | 48,796    | 0      | 0       | 0     | 0         | 26             | 26             | 18.1      |
| Sewage Evaporation Pon              | Navy Active         | Lemoore Nas             | 0         | 0         | 0      | 0       | 0     | 0         | 430            | 430            | 21.5      |
| Sierra Army Depot                   | Army Active         | Herlong Sierra Ord-D    | 1,037     | 5,229,406 | 0      | 0       | 0     | 0         | 30,625         | 36,096         | 2,033.3   |
| Silas B. Hays                       | Army Active         | Seaside                 | 1         | 369,662   | 0      | 0       | 0     | 0         | 24             | 24             | 116.9     |
| Travis 1                            | Air Force Active    | Fairfield               | 2         | 516       | 0      | 0       | 0     | 0         | 7              | 17             | 17.8      |
| Travis AFB                          | Air Force Active    | Fairfield               | 373       | 6,461,804 | 0      | 0       | 0     | 0         | 5,130          | 6,445          | 3,714.6   |
| Travis Annex 2                      | Air Force Active    | Vacaville               | 12        | 23,421    | 0      | 0       | 0     | 0         | 206            | 206            | 17.3      |
| Tulelake Radar Site                 | Air Force Active    | Tulelake                | 4         | 17,140    | 0      | 0       | 0     | 0         | 0              | 928            | 26.7      |
| Twentynine Palms Main Base          | Marine Corps Active | Twentynine Palms        | 845       | 7,124,943 | 0      | 0       | 688   | 3,091,523 | 173,907        | 617,107        | 4,811.7   |
| USMC Marine Corp Site 3             | Air Force Guard     | Fresno                  | 10        | 51,185    | 0      | 0       | 0     | 0         | 0              | 15             | 19.7      |
| Vandenberg AFB                      | Air Force Active    | Lompoc                  | 641       | 6,447,368 | 0      | 0       | 3     | 15,506    | 98,415         | 118,312        | 4,007.2   |
| Vista Del Sol East                  | Marine Corps Active | Twentynine Palms        | 0         | 0         | 0      | 0       | 50    | 254,780   | 0              | 29             | 57.8      |
| Vista Del Sol West                  | Marine Corps Active | Twentynine Palms        | 0         | 0         | 0      | 0       | 101   | 446,255   | 0              | 65             | 100.4     |

\* US Locations that do not meet criteria of at least ten (10) Acres AND at least \$10M PRV. US Territories and Non-US Locations that do not meet criteria of at least ten (10) Acres OR at least \$10M PRV.

**DEPARTMENT OF DEFENSE**  
**Base Structure Report - As of 30 Sept 2014**

| SITE                                       | COMPONENT        | NAME<br>NEAREST<br>CITY | BUILDINGS     |                    |            |                  |               |                   | ACRES<br>OWNED   | TOTAL<br>ACRES   | PRV (\$M)        |
|--|------------------|-------------------------|---------------|--------------------|------------|------------------|---------------|-------------------|------------------|------------------|------------------|
|  |                  |                         | OWNED         |                    | LEASED     |                  | OTHER         |                   |                  |                  |                  |
|  |                  |                         | COUNT         | SQFT               | COUNT      | SQFT             | COUNT         | SQFT              |                  |                  |                  |
| * OTHER SITE(S) : 207                      |                  |                         | 1,319         | 10,240,274         | 25         | 924,409          | 411           | 1,607,006         | 4,130            | 37,891           | 4,676.2          |
| <b>California Total:</b>                   |                  |                         | <b>17,607</b> | <b>187,427,168</b> | <b>107</b> | <b>1,536,211</b> | <b>11,973</b> | <b>47,070,035</b> | <b>1,820,828</b> | <b>3,810,907</b> | <b>105,450.9</b> |
| <b>Colorado</b>                            |                  |                         |               |                    |            |                  |               |                   |                  |                  |                  |
| Buckley AFB                                | Air Force Active | Aurora                  | 198           | 3,409,750          | 0          | 0                | 0             | 0                 | 3,399            | 4,224            | 1,253.8          |
| Cheyenne Mountain AFS                      | Air Force Active | Colorado Springs        | 63            | 668,598            | 0          | 0                | 0             | 0                 | 411              | 566              | 267.6            |
| Fort Carson                                | Army Active      | Colorado Springs        | 951           | 13,615,707         | 2          | 6,072            | 1,636         | 5,688,178         | 137,404          | 137,404          | 5,590.3          |
| Fort Carson Weapons Range                  | Air Force Guard  | Colorado Springs        | 4             | 8,144              | 0          | 0                | 0             | 0                 | 0                | 3,110            | 15.8             |
| Greeley ANGS                               | Air Force Guard  | Greeley                 | 8             | 59,769             | 0          | 0                | 0             | 0                 | 0                | 17               | 20.3             |
| NG Firestone                               | Army Guard       | Longmont                | 7             | 81,949             | 0          | 0                | 0             | 0                 | 11               | 11               | 24.5             |
| Peterson AFB                               | Air Force Active | Colorado Springs        | 162           | 3,349,091          | 33         | 316,741          | 0             | 0                 | 218              | 1,457            | 1,331.1          |
| Pueblo Chemical Depot                      | Army Active      | Pueblo                  | 1,094         | 5,377,404          | 0          | 0                | 0             | 0                 | 23,121           | 23,121           | 1,432.8          |
| Rocky Mountain Arsenal                     | Army Active      | Commerce City           | 11            | 78,673             | 0          | 0                | 0             | 0                 | 3,781            | 3,911            | 109.3            |
| Schriever AFB                              | Air Force Active | Colorado Springs        | 73            | 2,067,242          | 0          | 0                | 0             | 0                 | 3,202            | 5,634            | 806.9            |
| The Farish Memorial Recreational Annex     | Air Force Active | Calhan                  | 18            | 19,251             | 0          | 0                | 0             | 0                 | 652              | 663              | 18.1             |
| USAF Academy                               | Air Force Active | Air Force Academy       | 261           | 5,885,345          | 0          | 0                | 11            | 40,084            | 44,230           | 53,276           | 3,025.9          |
| USAF Academy Auxiliary Airfield            | Air Force Active | Calhan                  | 1             | 1,651              | 0          | 0                | 0             | 0                 | 0                | 197              | 13.2             |
| * OTHER SITE(S) : 73                       |                  |                         | 199           | 1,277,061          | 6          | 90,329           | 2             | 30,602            | 92               | 6,595            | 922.8            |
| <b>Colorado Total:</b>                     |                  |                         | <b>3,050</b>  | <b>35,899,635</b>  | <b>41</b>  | <b>413,142</b>   | <b>1,649</b>  | <b>5,758,864</b>  | <b>216,520</b>   | <b>240,186</b>   | <b>14,832.5</b>  |
| <b>Connecticut</b>                         |                  |                         |               |                    |            |                  |               |                   |                  |                  |                  |
| Bradley IAP                                | Air Force Guard  | East Granby             | 31            | 345,654            | 0          | 0                | 0             | 0                 | 0                | 148              | 155.3            |
| Middletown AFRC                            | Army Reserve     | Middletown              | 4             | 205,130            | 0          | 0                | 0             | 0                 | 42               | 42               | 0.0              |
| NAVSUBASE New London                       | Navy Active      | Groton                  | 192           | 3,279,712          | 0          | 0                | 14            | 23,187            | 686              | 687              | 1,593.1          |
| NAVSUBASE New London Conning Towers        | Navy Active      | Groton                  | 7             | 30,835             | 0          | 0                | 78            | 220,080           | 50               | 50               | 65.3             |
| NAVSUBASE New London Dolphin Gardens       | Navy Active      | Groton                  | 1             | 47,779             | 0          | 0                | 0             | 0                 | 40               | 40               | 17.6             |
| NAVSUBASE New London Nautilus Park 1st Inc | Navy Active      | Groton                  | 1             | 26,544             | 0          | 0                | 500           | 660,563           | 50               | 50               | 161.1            |
| NAVSUBASE New London Nautilus Park 2nd Inc | Navy Active      | Groton                  | 0             | 0                  | 0          | 0                | 262           | 645,164           | 142              | 142              | 156.2            |
| NAVSUBASE New London Nautilus Park 3rd Inc | Navy Active      | Groton                  | 2             | 29,611             | 0          | 0                | 1             | 5,421             | 115              | 115              | 12.4             |

\* US Locations that do not meet criteria of at least ten (10) Acres AND at least \$10M PRV. US Territories and Non-US Locations that do not meet criteria of at least ten (10) Acres OR at least \$10M PRV.

**DEPARTMENT OF DEFENSE**  
**Base Structure Report - As of 30 Sept 2014**

| SITE                               | COMPONENT            | NAME<br>NEAREST<br>CITY | BUILDINGS  |                   |          |                |            |                  | ACRES<br>OWNED | TOTAL<br>ACRES | PRV (\$M)      |
|------------------------------------|----------------------|-------------------------|------------|-------------------|----------|----------------|------------|------------------|----------------|----------------|----------------|
|                                    |                      |                         | OWNED      |                   | LEASED   |                | OTHER      |                  |                |                |                |
|                                    |                      |                         | COUNT      | SQFT              | COUNT    | SQFT           | COUNT      | SQFT             |                |                |                |
| NAVSUBASE New London Polaris Park  | Navy Active          | Groton                  | 2          | 10,744            | 0        | 0              | 46         | 355,751          | 52             | 52             | 83.2           |
| NAVSUBASE New London Trident Park  | Navy Active          | Groton                  | 1          | 400               | 0        | 0              | 82         | 505,371          | 85             | 86             | 124.0          |
| NG AASF Windsor Locks              | Army Guard           | Windsor Locks           | 13         | 236,992           | 0        | 0              | 0          | 0                | 32             | 32             | 70.9           |
| Orange ANG Communications Station  | Air Force Guard      | Orange                  | 4          | 56,476            | 0        | 0              | 0          | 0                | 21             | 29             | 19.8           |
| Stratford Army Engine Plant        | Army Active          | Stratford               | 41         | 1,617,959         | 0        | 0              | 0          | 0                | 123            | 123            | 473.0          |
| * OTHER SITE(S) : 19               |                      |                         | 27         | 500,669           | 8        | 43,943         | 0          | 0                | 51             | 74             | 126.6          |
| <b>Connecticut Total:</b>          |                      |                         | <b>326</b> | <b>6,388,504</b>  | <b>8</b> | <b>43,943</b>  | <b>983</b> | <b>2,415,537</b> | <b>1,487</b>   | <b>1,669</b>   | <b>3,058.4</b> |
| <b>Delaware</b>                    |                      |                         |            |                   |          |                |            |                  |                |                |                |
| Dover AFB                          | Air Force Active     | Dover                   | 207        | 3,707,084         | 0        | 0              | 9          | 223,460          | 3,218          | 3,824          | 1,915.4        |
| New Castle County Airport          | Air Force Guard      | New Castle              | 45         | 389,002           | 0        | 0              | 0          | 0                | 0              | 80             | 207.4          |
| NG River Road Training Site        | Army Guard           | New Castle              | 31         | 148,808           | 0        | 0              | 0          | 0                | 203            | 203            | 32.4           |
| * OTHER SITE(S) : 8                |                      |                         | 13         | 80,837            | 3        | 9,483          | 0          | 0                | 10             | 11             | 25.9           |
| <b>Delaware Total:</b>             |                      |                         | <b>296</b> | <b>4,325,731</b>  | <b>3</b> | <b>9,483</b>   | <b>9</b>   | <b>223,460</b>   | <b>3,431</b>   | <b>4,118</b>   | <b>2,181.2</b> |
| <b>District of Columbia</b>        |                      |                         |            |                   |          |                |            |                  |                |                |                |
| Fort Lesley J McNair               | Army Active          | Washington, DC          | 69         | 1,414,842         | 0        | 0              | 0          | 0                | 107            | 107            | 385.6          |
| Naval Research Lab                 | Navy Active          | Washington, DC          | 96         | 3,085,465         | 0        | 0              | 0          | 0                | 131            | 133            | 1,203.0        |
| NS Anacostia                       | Navy Active          | Washington, DC          | 168        | 4,769,281         | 0        | 0              | 190        | 287,413          | 676            | 1,027          | 1,567.4        |
| NSA North Potomac                  | Navy Active          | Washington, DC          | 39         | 238,767           | 0        | 0              | 9          | 20,396           | 72             | 72             | 79.0           |
| NSA Washington                     | Navy Active          | Washington, DC          | 67         | 3,358,573         | 0        | 0              | 24         | 109,811          | 78             | 78             | 1,168.4        |
| Walter Reed AMC Main Post          | Army Active          | Washington, DC          | 53         | 4,704,864         | 0        | 0              | 9          | 41,946           | 113            | 113            | 1,423.2        |
| * OTHER SITE(S) : 13               |                      |                         | 21         | 307,832           | 7        | 679,969        | 7          | 29,552           | 30             | 30             | 307.8          |
| <b>District of Columbia Total:</b> |                      |                         | <b>513</b> | <b>17,879,625</b> | <b>7</b> | <b>679,969</b> | <b>239</b> | <b>489,118</b>   | <b>1,207</b>   | <b>1,559</b>   | <b>6,134.4</b> |
| <b>Florida</b>                     |                      |                         |            |                   |          |                |            |                  |                |                |                |
| 4th MARDIV Jacksonville Maint      | Marine Corps Reserve | Jacksonville            | 5          | 45,689            | 0        | 0              | 0          | 0                | 111            | 111            | 13.1           |
| Arbuckle Airfield                  | Air Force Active     | Avon Park               | 40         | 246,336           | 0        | 0              | 0          | 0                | 5,145          | 5,147          | 143.1          |
| Avon Park AF Range                 | Air Force Active     | Avon Park               | 7          | 6,369             | 0        | 0              | 0          | 0                | 100,929        | 100,929        | 34.2           |
| Camp Blanding                      | Air Force Guard      | Starke                  | 23         | 125,675           | 0        | 0              | 0          | 0                | 0              | 219            | 28.0           |
| Cape Canaveral AFS                 | Air Force Active     | Cape Canaveral AFS      | 535        | 3,810,698         | 0        | 0              | 0          | 0                | 15,383         | 16,239         | 1,569.2        |

\* US Locations that do not meet criteria of at least ten (10) Acres AND at least \$10M PRV. US Territories and Non-US Locations that do not meet criteria of at least ten (10) Acres OR at least \$10M PRV.

**DEPARTMENT OF DEFENSE**  
**Base Structure Report - As of 30 Sept 2014**

| SITE                                 | COMPONENT            | NAME<br>NEAREST<br>CITY | BUILDINGS |           |        |      |       |           | ACRES<br>OWNED | TOTAL<br>ACRES | PRV (\$M) |
|--------------------------------------|----------------------|-------------------------|-----------|-----------|--------|------|-------|-----------|----------------|----------------|-----------|
|                                      |                      |                         | OWNED     |           | LEASED |      | OTHER |           |                |                |           |
|                                      |                      |                         | COUNT     | SQFT      | COUNT  | SQFT | COUNT | SQFT      |                |                |           |
| Cape San Blas Tracking Annex D-3     | Air Force Active     | Port St Joe             | 14        | 33,063    | 0      | 0    | 0     | 0         | 831            | 831            | 13.3      |
| Corry Station                        | Navy Active          | Pensacola               | 126       | 2,099,933 | 0      | 0    | 107   | 555,525   | 674            | 674            | 813.8     |
| CSO NAS Cecil Field FL               | Navy Active          | Cecil Field             | 0         | 0         | 0      | 0    | 0     | 0         | 415            | 415            | 0.0       |
| CSO NTC Orlando NTC Annex            | Navy Active          | Orlando                 | 0         | 0         | 0      | 0    | 0     | 0         | 711            | 711            | 0.0       |
| Dania Beach (Lauderdale)             | Navy Active          | Dania                   | 11        | 30,735    | 0      | 0    | 0     | 0         | 0              | 10             | 18.3      |
| Destin Moreno Point                  | Army Active          | Destin                  | 22        | 59,215    | 0      | 0    | 0     | 0         | 14             | 14             | 12.5      |
| Eglin AFB                            | Air Force Active     | Eglin AFB               | 1,059     | 9,997,239 | 0      | 0    | 21    | 214,497   | 319,078        | 449,415        | 4,894.8   |
| Eglin AFB Auxiliary Field 3          | Air Force Active     | Crestview               | 89        | 680,774   | 0      | 0    | 3     | 65,159    | 1,512          | 1,946          | 429.4     |
| Eglin AFB Auxiliary Field 6          | Air Force Active     | Holt                    | 43        | 158,651   | 0      | 0    | 5     | 18,379    | 832            | 855            | 128.7     |
| Eglin Afb Site 2 (Santa Rosa Island) | Air Force Active     | Ft Walton Beach         | 51        | 119,395   | 0      | 0    | 0     | 0         | 0              | 3,170          | 73.8      |
| Homestead AFB                        | Air Force Reserve    | Homestead               | 1         | 93,202    | 0      | 0    | 0     | 0         | 12             | 12             | 19.6      |
| Homestead ARB                        | Air Force Reserve    | Homestead               | 128       | 1,117,994 | 0      | 0    | 0     | 0         | 1,981          | 2,430          | 616.9     |
| Hurlburt Field                       | Air Force Active     | Mary Esther             | 366       | 4,786,598 | 0      | 0    | 0     | 0         | 6,341          | 6,341          | 1,470.3   |
| Jacksonville IAP                     | Air Force Guard      | Jacksonville            | 41        | 378,302   | 0      | 0    | 0     | 0         | 0              | 342            | 108.5     |
| Jonathan Dickinson Tracking Annex    | Air Force Active     | Hobe Sound              | 11        | 27,272    | 0      | 0    | 0     | 0         | 0              | 11             | 13.7      |
| Kennedy Space Center Communications  | Air Force Active     | Cape Canaveral          | 49        | 96,150    | 0      | 0    | 1     | 231       | 0              | 57             | 34.9      |
| Lynn Haven Defense Fuel Sup          | Air Force Active     | Lynn Haven              | 9         | 12,715    | 0      | 0    | 0     | 0         | 203            | 203            | 46.4      |
| MacDill AFB                          | Air Force Active     | Tampa                   | 294       | 4,992,717 | 0      | 0    | 5     | 77,056    | 5,633          | 5,866          | 1,852.4   |
| Malabar Transmitter Annex            | Air Force Active     | Palm Bay                | 9         | 34,909    | 0      | 0    | 0     | 0         | 640            | 640            | 10.9      |
| MCRC Tampa                           | Marine Corps Reserve | Tampa                   | 14        | 33,510    | 0      | 0    | 0     | 0         | 0              | 19             | 11.2      |
| MCSF Blount Island                   | Marine Corps Active  | Jacksonville            | 61        | 908,255   | 0      | 0    | 0     | 0         | 912            | 1,082          | 333.8     |
| NAS Jacksonville                     | Navy Active          | Jacksonville            | 443       | 9,004,382 | 0      | 0    | 90    | 332,868   | 3,843          | 3,922          | 3,086.4   |
| NAS Key West                         | Navy Active          | Stock Island            | 132       | 891,236   | 0      | 0    | 17    | 14,627    | 4,006          | 4,787          | 604.8     |
| NAS Key West Dredgers Key-Sigsbee    | Navy Active          | Key West                | 47        | 346,989   | 0      | 0    | 240   | 1,123,282 | 352            | 352            | 293.0     |
| NAS Key West Fleming Key Magazine    | Navy Active          | Key West                | 41        | 160,384   | 0      | 0    | 4     | 122,948   | 322            | 323            | 119.1     |
| NAS Key West Peary Court             | Navy Active          | Key West                | 0         | 0         | 0      | 0    | 0     | 0         | 54             | 54             | 0.0       |
| NAS Key West Truman Annex            | Navy Active          | Key West                | 33        | 379,626   | 0      | 0    | 40    | 121,108   | 159            | 233            | 184.7     |

\* US Locations that do not meet criteria of at least ten (10) Acres AND at least \$10M PRV. US Territories and Non-US Locations that do not meet criteria of at least ten (10) Acres OR at least \$10M PRV.



**DEPARTMENT OF DEFENSE**  
**Base Structure Report - As of 30 Sept 2014**

| SITE                            | COMPONENT         | NAME<br>NEAREST<br>CITY | BUILDINGS    |                   |           |                |              |                  | ACRES<br>OWNED | TOTAL<br>ACRES | PRV (\$M)       |
|---------------------------------|-------------------|-------------------------|--------------|-------------------|-----------|----------------|--------------|------------------|----------------|----------------|-----------------|
|                                 |                   |                         | OWNED        |                   | LEASED    |                | OTHER        |                  |                |                |                 |
|                                 |                   |                         | COUNT        | SQFT              | COUNT     | SQFT           | COUNT        | SQFT             |                |                |                 |
| NAS Key West Trumbo Point Annex | Navy Active       | Key West                | 25           | 368,371           | 0         | 0              | 122          | 452,765          | 129            | 137            | 276.6           |
| NAS Pensacola                   | Navy Active       | Pensacola               | 427          | 8,234,424         | 0         | 0              | 147          | 723,158          | 2,296          | 5,809          | 2,567.3         |
| NAS Whiting Field Milton        | Navy Active       | Milton                  | 135          | 1,276,080         | 0         | 0              | 1            | 156              | 3,533          | 4,774          | 708.2           |
| Naval Hospital Key West         | Navy Active       | Key West                | 4            | 70,437            | 0         | 0              | 7            | 10,823           | 15             | 15             | 32.9            |
| NOLF Choctaw                    | Navy Active       | Navarre                 | 6            | 25,860            | 0         | 0              | 0            | 0                | 1,450          | 1,450          | 95.0            |
| NOLF Holley                     | Navy Active       | Navarre                 | 1            | 1,024             | 0         | 0              | 0            | 0                | 698            | 698            | 77.0            |
| NOLF Santa Rosa                 | Navy Active       | Milton                  | 2            | 1,517             | 0         | 0              | 0            | 0                | 738            | 738            | 26.2            |
| NOLF Spencer                    | Navy Active       | Pace                    | 3            | 4,195             | 0         | 0              | 0            | 0                | 640            | 640            | 22.8            |
| NOSC Miami                      | Navy Reserve      | Hialeah                 | 2            | 62,741            | 0         | 0              | 0            | 0                | 20             | 20             | 17.6            |
| NOTU Cape Canaveral             | Navy Active       | Cape Canaveral          | 81           | 526,448           | 0         | 0              | 0            | 0                | 250            | 256            | 251.0           |
| NS Mayport                      | Navy Active       | Jacksonville            | 296          | 2,577,988         | 0         | 0              | 397          | 1,392,230        | 2,973          | 3,230          | 1,506.5         |
| NS Mayport Commissary Site      | Navy Active       | Atlantic Beach          | 1            | 163,973           | 0         | 0              | 0            | 0                | 29             | 29             | 32.7            |
| NS Mayport FISC                 | Navy Active       | Jacksonville            | 31           | 41,456            | 0         | 0              | 0            | 0                | 181            | 181            | 105.9           |
| NS Mayport Ribault Bay Village  | Navy Active       | Atlantic Beach          | 6            | 43,616            | 0         | 0              | 104          | 605,782          | 129            | 129            | 104.8           |
| NSA Orlando                     | Navy Active       | Orlando                 | 10           | 306,090           | 2         | 57,108         | 1            | 71,285           | 41             | 42             | 114.7           |
| NSA Panama City                 | Navy Active       | Panama City             | 191          | 1,493,459         | 0         | 0              | 35           | 98,614           | 654            | 678            | 552.0           |
| OLF Bronson                     | Navy Active       | Pensacola               | 30           | 16,684            | 0         | 0              | 1            | 1,916            | 967            | 1,098          | 23.3            |
| OLF Whitehouse                  | Navy Active       | Jacksonville            | 7            | 11,157            | 0         | 0              | 1            | 4,590            | 1,907          | 5,186          | 43.5            |
| Patrick AFB                     | Air Force Active  | Patrick AFB             | 278          | 3,122,507         | 0         | 0              | 1            | 610              | 2,089          | 2,324          | 1,064.4         |
| Pinecastle E.W. Range           | Navy Active       | Altoona                 | 12           | 6,775             | 0         | 0              | 0            | 0                | 0              | 5,900          | 10.2            |
| Saufley Field                   | Navy Active       | Pensacola               | 76           | 704,438           | 0         | 0              | 1            | 384              | 882            | 895            | 316.3           |
| Tyndall AFB                     | Air Force Active  | Panama City             | 450          | 4,020,052         | 0         | 0              | 25           | 134,483          | 26,562         | 28,824         | 1,637.2         |
| US Army Garrison-Miami          | Army Active       | Miami-Dade              | 11           | 654,246           | 0         | 0              | 2            | 30,419           | 0              | 34             | 183.8           |
| Whiting Pines                   | Navy Active       | Milton                  | 4            | 10,457            | 0         | 0              | 251          | 459,983          | 0              | 98             | 72.7            |
| <b>* OTHER SITE(S) : 145</b>    |                   |                         | <b>239</b>   | <b>2,028,639</b>  | <b>51</b> | <b>606,715</b> | <b>19</b>    | <b>162,602</b>   | <b>5,289</b>   | <b>16,098</b>  | <b>772.2</b>    |
| <b>Florida Total:</b>           |                   |                         | <b>6,032</b> | <b>66,450,646</b> | <b>53</b> | <b>663,823</b> | <b>1,648</b> | <b>6,795,480</b> | <b>521,563</b> | <b>686,638</b> | <b>27,593.6</b> |
| <b>Georgia</b>                  |                   |                         |              |                   |           |                |              |                  |                |                |                 |
| Air Force Plant 6               | Air Force Active  | Marietta                | 102          | 6,459,736         | 0         | 0              | 0            | 0                | 755            | 755            | 1,406.7         |
| Dobbins ARB                     | Air Force Reserve | Marietta                | 109          | 1,181,126         | 0         | 0              | 1            | 192              | 1,666          | 1,913          | 475.0           |
| Fort Benning GA                 | Army Active       | Columbus                | 1,495        | 20,050,337        | 0         | 0              | 2,120        | 7,030,057        | 35,469         | 35,473         | 7,169.2         |
| Fort Gillem                     | Army Active       | Forest Park             | 81           | 1,961,413         | 47        | 142,220        | 4            | 5,545            | 1,531          | 1,531          | 553.3           |
| Fort Gordon                     | Army Active       | Augusta                 | 640          | 8,104,852         | 5         | 78,906         | 88           | 643,202          | 24             | 24             | 2,662.3         |

\* US Locations that do not meet criteria of at least ten (10) Acres AND at least \$10M PRV. US Territories and Non-US Locations that do not meet criteria of at least ten (10) Acres OR at least \$10M PRV.

**DEPARTMENT OF DEFENSE**  
**Base Structure Report - As of 30 Sept 2014**

| SITE   | COMPONENT            | NAME<br>NEAREST<br>CITY | BUILDINGS    |                   |           |                |              |                   | ACRES<br>OWNED | TOTAL<br>ACRES | PRV (\$M)       |
|--|----------------------|-------------------------|--------------|-------------------|-----------|----------------|--------------|-------------------|----------------|----------------|-----------------|
|  |                      |                         | OWNED        |                   | LEASED    |                | OTHER        |                   |                |                |                 |
|  |                      |                         | COUNT        | SQFT              | COUNT     | SQFT           | COUNT        | SQFT              |                |                |                 |
| Fort McPherson                               | Army Active          | Atlanta                 | 219          | 2,211,704         | 0         | 0              | 3            | 4,697             | 487            | 487            | 515.3           |
| General Lucius D. Clay National Guard Center | Army Guard           | Marietta                | 64           | 762,921           | 0         | 0              | 0            | 0                 | 106            | 106            | 177.3           |
| Glynco ANGS                                  | Air Force Guard      | Brunswick               | 2            | 60,419            | 0         | 0              | 0            | 0                 | 0              | 14             | 15.0            |
| Hunter ANGS 2                                | Air Force Guard      | Savannah                | 11           | 55,729            | 0         | 0              | 0            | 0                 | 18             | 18             | 13.8            |
| MCLB Albany                                  | Marine Corps Active  | Albany                  | 259          | 6,790,543         | 0         | 0              | 90           | 240,444           | 3,389          | 3,394          | 1,363.1         |
| Moody AFB                                    | Air Force Active     | Moody AFB               | 326          | 2,970,730         | 0         | 0              | 0            | 0                 | 5,118          | 5,521          | 1,051.5         |
| NAS Atlanta Windy Hill                       | Marine Corps Reserve | Smyrna                  | 11           | 75,395            | 0         | 0              | 0            | 0                 | 28             | 28             | 16.3            |
| NAVSUBASE Kings Bay                          | Navy Active          | Kings Bay               | 449          | 5,359,859         | 0         | 0              | 199          | 1,031,788         | 12,897         | 16,556         | 2,694.4         |
| NOSC-MCRC Atlanta                            | Navy Reserve         | Marietta                | 3            | 109,120           | 0         | 0              | 0            | 0                 | 18             | 18             | 23.5            |
| Robins AFB                                   | Air Force Active     | Robins AFB              | 513          | 13,696,242        | 0         | 0              | 2            | 203,028           | 6,779          | 6,935          | 3,813.0         |
| Savannah/Hilton Head IAP                     | Air Force Guard      | Garden City             | 60           | 665,364           | 0         | 0              | 0            | 0                 | 0              | 207            | 167.9           |
| Savannah/Hilton Head IAP Site 4              | Air Force Guard      | Garden City             | 14           | 74,805            | 0         | 0              | 0            | 0                 | 0              | 49             | 21.8            |
| VTS Catoosa                                  | Army Guard           | Tunnel Hill             | 39           | 91,108            | 0         | 0              | 0            | 0                 | 1,630          | 1,630          | 33.3            |
| <b>* OTHER SITE(S) : 47</b>                  |                      |                         | <b>2,014</b> | <b>15,867,826</b> | <b>12</b> | <b>89,799</b>  | <b>1,457</b> | <b>6,766,123</b>  | <b>11,961</b>  | <b>42,103</b>  | <b>5,711.8</b>  |
| <b>Georgia Total:</b>                        |                      |                         | <b>6,411</b> | <b>86,549,229</b> | <b>64</b> | <b>310,925</b> | <b>3,964</b> | <b>15,925,076</b> | <b>81,876</b>  | <b>116,761</b> | <b>27,884.4</b> |

**Guam**

|   |              |              |       |           |   |   |   |       |        |        |         |
|---|--------------|--------------|-------|-----------|---|---|---|-------|--------|--------|---------|
| Agana                                   | Navy Active  | Agana        | 2     | 17,122    | 0 | 0 | 0 | 0     | 7      | 22     | 39.8    |
| Andersen Administration Annex           | Navy Active  | Unknown      | 19    | 180,180   | 0 | 0 | 0 | 0     | 1,922  | 1,922  | 187.5   |
| Andersen AFB                            | Navy Active  | Andersen AFB | 1,446 | 6,569,004 | 0 | 0 | 0 | 0     | 12,554 | 12,626 | 6,527.9 |
| Andersen AFS                            | Navy Active  | Unknown      | 6     | 9,138     | 0 | 0 | 0 | 0     | 6      | 6      | 33.4    |
| Andersen Annex                          | Navy Active  | Yigo         | 2     | 520       | 0 | 0 | 0 | 0     | 8      | 37     | 20.5    |
| Andersen Communications Annex 2         | Navy Active  | Unknown      | 4     | 4,459     | 0 | 0 | 0 | 0     | 0      | 0      | 12.4    |
| Andersen Petrol Product Storage Annex 1 | Navy Active  | Unknown      | 2     | 1,652     | 0 | 0 | 0 | 0     | 19     | 19     | 2.1     |
| Andersen Petrol Product Storage Annex 2 | Navy Active  | Unknown      | 3     | 14,269    | 0 | 0 | 0 | 0     | 24     | 24     | 112.7   |
| Dandan                                  | Navy Active  | Agana        | 6     | 25,416    | 0 | 0 | 0 | 0     | 78     | 78     | 21.4    |
| Guam US Army Reserve Center             | Army Reserve | Barrigada    | 7     | 60,036    | 0 | 0 | 0 | 0     | 0      | 0      | 65.6    |
| Harmon Substation                       | Navy Active  | Dededo       | 0     | 0         | 0 | 0 | 0 | 0     | 4      | 15     | 0.0     |
| Naval Hospital                          | Navy Active  | Agana        | 61    | 598,211   | 0 | 0 | 0 | 0     | 120    | 139    | 565.3   |
| NAVBASE Guam                            | Navy Active  | Agana        | 932   | 5,641,846 | 0 | 0 | 1 | 6,900 | 7,473  | 7,705  | 5,781.6 |

\* US Locations that do not meet criteria of at least ten (10) Acres AND at least \$10M PRV. US Territories and Non-US Locations that do not meet criteria of at least ten (10) Acres OR at least \$10M PRV.

**DEPARTMENT OF DEFENSE**  
**Base Structure Report - As of 30 Sept 2014**

| SITE   | COMPONENT   | NAME<br>NEAREST<br>CITY | BUILDINGS    |                   |          |          |          |              | ACRES<br>OWNED | TOTAL<br>ACRES | PRV (\$M)       |
|--|-------------|-------------------------|--------------|-------------------|----------|----------|----------|--------------|----------------|----------------|-----------------|
|  |             |                         | OWNED        |                   | LEASED   |          | OTHER    |              |                |                |                 |
|  |             |                         | COUNT        | SQFT              | COUNT    | SQFT     | COUNT    | SQFT         |                |                |                 |
| NAVBASE Guam Apra Heights                          | Navy Active | Apra                    | 133          | 650,925           | 0        | 0        | 0        | 0            | 0              | 3              | 375.3           |
| NAVBASE Guam Barrigada                             | Navy Active | Barrigada               | 26           | 180,365           | 0        | 0        | 0        | 0            | 1,366          | 1,417          | 192.8           |
| NAVBASE Guam Finegayan                             | Navy Active | Finegayan               | 301          | 1,157,339         | 0        | 0        | 0        | 0            | 2,416          | 2,497          | 827.2           |
| NAVBASE Guam Finegayan,<br>South                   | Navy Active | Finegayan               | 0            | 0                 | 0        | 0        | 0        | 0            | 733            | 739            | 0.0             |
| NAVBASE Guam Harmon                                | Navy Active | Dededo                  | 16           | 22,856            | 0        | 0        | 0        | 0            | 3              | 17             | 17.6            |
| NAVBASE Guam Magazine<br>Reservoir, Naval Magazine | Navy Active | Santa Rita              | 0            | 0                 | 0        | 0        | 0        | 0            | 10             | 12             | 0.0             |
| NAVBASE Guam Marbo                                 | Navy Active | Mangilao                | 0            | 0                 | 0        | 0        | 0        | 0            | 0              | 45             | 4.1             |
| NAVBASE Guam Naval Magazine                        | Navy Active | Santa Rita              | 206          | 685,564           | 0        | 0        | 0        | 0            | 8,650          | 8,665          | 768.6           |
| NAVBASE Guam Talofofo                              | Navy Active | Talofofo                | 0            | 0                 | 0        | 0        | 0        | 0            | 13             | 13             | 0.0             |
| NAVBASE Guam Tiyan                                 | Navy Active | Agana                   | 1            | 895               | 0        | 0        | 0        | 0            | 0              | 22             | 1.0             |
| NAVBASE Guam, Naval Magazine                       | Navy Active | Santa Rita              | 0            | 0                 | 0        | 0        | 0        | 0            | 9              | 10             | 0.0             |
| NG Fort Juan Muna                                  | Army Guard  | Barrigada               | 41           | 113,339           | 0        | 0        | 0        | 0            | 15             | 15             | 58.6            |
| NG Guam Barrigada Complex                          | Army Guard  | Barrigada               | 9            | 106,246           | 0        | 0        | 0        | 0            | 51             | 51             | 69.8            |
| Nimitz Hill  | Navy Active | Nimitz Hill             | 71           | 218,762           | 0        | 0        | 0        | 0            | 113            | 282            | 182.0           |
| Santa Rosa Parcel B                                | Navy Active | Andersen AFB            | 0            | 0                 | 0        | 0        | 0        | 0            | 12             | 12             | 0.0             |
| Sasa Valley  | Navy Active | Piti                    | 53           | 25,162            | 0        | 0        | 0        | 0            | 422            | 422            | 871.9           |
| Tanguisson Point                                   | Navy Active | Dededo                  | 1            | 29,205            | 0        | 0        | 0        | 0            | 27             | 59             | 169.6           |
| Tenjo Vista  | Navy Active | Piti                    | 9            | 2,901             | 0        | 0        | 0        | 0            | 230            | 235            | 83.2            |
| WAR DOG CEMETERY                                   | Navy Active | Andersen Ab             | 0            | 0                 | 0        | 0        | 0        | 0            | 31             | 31             | 0.0             |
| * OTHER SITE(S) : 7                                |             |                         | 0            | 0                 | 0        | 0        | 0        | 0            | 1              | 2              | 0.0             |
| <b>Guam Total:</b>                                 |             |                         | <b>3,357</b> | <b>16,315,413</b> | <b>0</b> | <b>0</b> | <b>1</b> | <b>6,900</b> | <b>36,319</b>  | <b>37,141</b>  | <b>16,991.9</b> |

**Hawaii**

|   |                  |               |     |           |   |   |     |           |       |       |         |
|---|------------------|---------------|-----|-----------|---|---|-----|-----------|-------|-------|---------|
| Aiea                                    | Navy Active      | Aiea          | 24  | 38,734    | 0 | 0 | 160 | 447,225   | 78    | 91    | 310.9   |
| Aliamanu Military Reservation           | Army Active      | Honolulu      | 103 | 281,356   | 0 | 0 | 771 | 2,876,646 | 593   | 600   | 1,005.0 |
| Barking Sands Communications<br>Station | Air Force Guard  | Kekaha        | 4   | 31,016    | 0 | 0 | 0   | 0         | 0     | 11    | 22.9    |
| Bellows AFS                             | Air Force Active | Kailua        | 100 | 142,065   | 0 | 0 | 0   | 0         | 409   | 486   | 190.2   |
| CSO Barbers Point                       | Navy Active      | Barbers Point | 0   | 0         | 0 | 0 | 0   | 0         | 678   | 678   | 109.2   |
| Dillingham Mil Res                      | Army Active      | Waialua       | 5   | 4,176     | 0 | 0 | 0   | 0         | 664   | 664   | 35.5    |
| Ewa                                     | Navy Active      | Ewa Beach     | 221 | 852,415   | 0 | 0 | 0   | 0         | 2,308 | 2,323 | 777.2   |
| Fort De Russey                          | Army Active      | Honolulu      | 15  | 796,892   | 0 | 0 | 0   | 0         | 73    | 73    | 207.1   |
| Fort Shafter                            | Army Active      | Honolulu      | 153 | 1,727,558 | 0 | 0 | 162 | 519,068   | 589   | 589   | 890.1   |

\* US Locations that do not meet criteria of at least ten (10) Acres AND at least \$10M PRV. US Territories and Non-US Locations that do not meet criteria of at least ten (10) Acres OR at least \$10M PRV.

**DEPARTMENT OF DEFENSE**  
**Base Structure Report - As of 30 Sept 2014**

| SITE                                   | COMPONENT           | NAME<br>NEAREST<br>CITY | BUILDINGS |            |        |        |       |           | ACRES<br>OWNED | TOTAL<br>ACRES | PRV (\$M) |
|--|---------------------|-------------------------|-----------|------------|--------|--------|-------|-----------|----------------|----------------|-----------|
|  |                     |                         | OWNED     |            | LEASED |        | OTHER |           |                |                |           |
|  |                     |                         | COUNT     | SQFT       | COUNT  | SQFT   | COUNT | SQFT      |                |                |           |
| Helemano Military Reservation          | Army Active         | Wahiawa                 | 22        | 318,692    | 0      | 0      | 216   | 1,556,062 | 282            | 293            | 675.8     |
| Hickam Petrol Strg Ann                 | Navy Active         | Hickam AFB              | 6         | 7,247      | 0      | 0      | 0     | 0         | 1              | 96             | 373.7     |
| Honolulu                               | Navy Active         | Pearl Harbor            | 175       | 1,698,971  | 1      | 55,000 | 1,291 | 5,022,285 | 573            | 576            | 2,903.8   |
| Kaena Point Satellite Tracking Station | Air Force Active    | Waianae                 | 29        | 73,598     | 0      | 0      | 0     | 0         | 0              | 153            | 73.9      |
| Kahuku Training Area                   | Army Active         | Kahuku                  | 22        | 33,603     | 0      | 0      | 0     | 0         | 8,330          | 9,480          | 31.7      |
| Kalaeloa                               | Navy Active         | Barbers Point           | 165       | 1,010,412  | 1      | 12,122 | 0     | 0         | 163            | 164            | 604.3     |
| Kamokala Ridge                         | Navy Active         | Kekaha                  | 13        | 23,582     | 0      | 0      | 0     | 0         | 0              | 89             | 20.3      |
| Kawaihae Military Reserve              | Army Active         | Waimea                  | 1         | 938        | 0      | 0      | 0     | 0         | 10             | 11             | 14.6      |
| Kilauea Military Reserve               | Army Active         | Hawaii National Park    | 94        | 167,411    | 0      | 0      | 0     | 0         | 13             | 72             | 59.6      |
| Kipapa Ammo Storage Site               | Army Active         | Miliani                 | 70        | 179,462    | 0      | 0      | 0     | 0         | 401            | 401            | 115.2     |
| Makaha Ridge                           | Navy Active         | Kokee                   | 17        | 28,473     | 0      | 0      | 0     | 0         | 0              | 243            | 40.3      |
| Makua Military Reserve                 | Army Active         | Waianae                 | 4         | 4,873      | 0      | 0      | 0     | 0         | 3,413          | 4,195          | 28.2      |
| Manana Housing/Pw Area                 | Navy Active         | Pearl City              | 1         | 775        | 0      | 0      | 49    | 125,391   | 23             | 23             | 51.4      |
| MC Trng Area Bellows                   | Marine Corps Active | Waimanalo               | 15        | 116,231    | 0      | 0      | 0     | 0         | 28             | 1,030          | 109.3     |
| MCB Camp Smith                         | Marine Corps Active | Aiea                    | 50        | 896,574    | 0      | 0      | 9     | 19,010    | 219            | 221            | 573.9     |
| MCB Hawaii Kaneohe                     | Marine Corps Active | Kaneohe                 | 563       | 4,838,356  | 0      | 0      | 973   | 3,835,014 | 2,686          | 2,955          | 5,360.5   |
| MCB Hawaii Manana Capehart             | Marine Corps Active | Pearl City              | 8         | 14,943     | 0      | 0      | 153   | 429,514   | 52             | 52             | 183.0     |
| MCB Hawaii Pearl City Annex            | Marine Corps Active | Pearl City              | 7         | 255,008    | 0      | 0      | 0     | 0         | 27             | 27             | 74.1      |
| MCB Hawaii Puuloa-Oahu                 | Marine Corps Active | Ewa Beach               | 23        | 47,010     | 0      | 0      | 0     | 0         | 165            | 165            | 60.1      |
| NG Kalaeloa                            | Army Guard          | Kapolei                 | 24        | 574,828    | 0      | 0      | 0     | 0         | 147            | 147            | 294.3     |
| NG TS Waiawa Gulch                     | Army Guard          | Pearl City              | 8         | 105,101    | 0      | 0      | 0     | 0         | 19             | 19             | 34.4      |
| NS Pearl Harbor                        | Navy Active         | Pearl Harbor            | 973       | 13,640,974 | 0      | 0      | 288   | 955,993   | 6,764          | 6,819          | 14,040.8  |
| PACMISRANFAC Hawaiian Area             | Navy Active         | Kekaha                  | 210       | 510,668    | 0      | 0      | 41    | 79,920    | 8              | 4,565          | 686.7     |
| Pearl City                             | Navy Active         | Pearl City              | 26        | 270,042    | 0      | 0      | 252   | 978,603   | 575            | 633            | 668.1     |
| Pohakuloa Training Area                | Army Active         | Hilo                    | 177       | 307,516    | 0      | 0      | 4     | 362       | 108,829        | 131,805        | 376.4     |
| Pupukea Paalaa Uka Mil Road            | Army Active         | Haleiwa                 | 0         | 0          | 0      | 0      | 0     | 0         | 109            | 109            | 24.8      |
| Schofield Bks Military Reservation     | Army Active         | Wahiawa                 | 534       | 7,182,136  | 0      | 0      | 1,692 | 8,946,290 | 15,609         | 15,612         | 6,100.4   |
| Signal Cable Trunking System           | Army Active         | Wahiawa                 | 41        | 8,871      | 0      | 0      | 0     | 0         | 201            | 201            | 114.2     |
| Tripler AMC                            | Army Active         | Honolulu                | 40        | 1,841,536  | 0      | 0      | 40    | 275,926   | 367            | 367            | 1,811.8   |
| USA Field Station Kunia                | Army Active         | Kunia                   | 9         | 270,844    | 0      | 0      | 0     | 0         | 89             | 89             | 195.4     |

\* US Locations that do not meet criteria of at least ten (10) Acres AND at least \$10M PRV. US Territories and Non-US Locations that do not meet criteria of at least ten (10) Acres OR at least \$10M PRV.

**DEPARTMENT OF DEFENSE**  
**Base Structure Report - As of 30 Sept 2014**

| SITE                                 | COMPONENT        | NAME<br>NEAREST<br>CITY | BUILDINGS    |                   |          |               |              |                   | ACRES<br>OWNED | TOTAL<br>ACRES | PRV (\$M)       |
|--------------------------------------|------------------|-------------------------|--------------|-------------------|----------|---------------|--------------|-------------------|----------------|----------------|-----------------|
|                                      |                  |                         | OWNED        |                   | LEASED   |               | OTHER        |                   |                |                |                 |
|                                      |                  |                         | COUNT        | SQFT              | COUNT    | SQFT          | COUNT        | SQFT              |                |                |                 |
| Wahiawa                              | Navy Active      | Wahiawa                 | 114          | 753,577           | 0        | 0             | 121          | 555,765           | 689            | 712            | 705.2           |
| Waianae                              | Navy Active      | Lualualei               | 429          | 1,100,133         | 0        | 0             | 1            | 378               | 4,338          | 9,228          | 805.2           |
| Waianae-Kai Military Reservation     | Army Active      | Waianae                 | 48           | 47,743            | 1        | 637           | 0            | 0                 | 0              | 14             | 23.7            |
| Waikalkalaua Ammo Storage<br>Tunnels | Army Active      | Miliani                 | 49           | 104,236           | 0        | 0             | 0            | 0                 | 312            | 312            | 64.9            |
| Waikele                              | Navy Active      | Waipahu                 | 0            | 0                 | 0        | 0             | 0            | 0                 | 485            | 488            | 0.0             |
| Waipahu                              | Navy Active      | Waipahu                 | 23           | 41,491            | 0        | 0             | 0            | 0                 | 1,434          | 1,456          | 119.8           |
| Wheeler Army Airfield                | Army Active      | Wahiawa                 | 177          | 1,344,304         | 0        | 0             | 338          | 1,077,971         | 1,370          | 1,370          | 1,240.4         |
| <b>* OTHER SITE(S) : 64</b>          |                  |                         | <b>79</b>    | <b>349,879</b>    | <b>2</b> | <b>26,948</b> | <b>20</b>    | <b>105,079</b>    | <b>344</b>     | <b>25,190</b>  | <b>2,606.7</b>  |
| <b>Hawaii Total:</b>                 |                  |                         | <b>4,871</b> | <b>42,044,248</b> | <b>5</b> | <b>94,707</b> | <b>6,581</b> | <b>27,806,502</b> | <b>163,467</b> | <b>224,897</b> | <b>44,815.2</b> |
| <b>Idaho</b>                         |                  |                         |              |                   |          |               |              |                   |                |                |                 |
| Bayview Idaho                        | Navy Active      | Bayview                 | 12           | 76,288            | 0        | 0             | 0            | 0                 | 22             | 22             | 43.6            |
| Boise Air Terminal (ANG)             | Air Force Guard  | Boise                   | 173          | 1,662,765         | 0        | 0             | 1            | 12,960            | 0              | 354            | 621.2           |
| Mountain Home AFB                    | Air Force Active | Mountain Home           | 445          | 3,242,510         | 0        | 0             | 2            | 58,850            | 2,250          | 6,850          | 2,215.4         |
| Saylor Creek Air Force Range         | Air Force Active | Bruneau                 | 5            | 10,918            | 0        | 0             | 0            | 0                 | 640            | 109,466        | 23.7            |
| <b>* OTHER SITE(S) : 57</b>          |                  |                         | <b>71</b>    | <b>260,534</b>    | <b>1</b> | <b>24,679</b> | <b>0</b>     | <b>0</b>          | <b>204</b>     | <b>19,542</b>  | <b>110.4</b>    |
| <b>Idaho Total:</b>                  |                  |                         | <b>706</b>   | <b>5,253,015</b>  | <b>1</b> | <b>24,679</b> | <b>3</b>     | <b>71,810</b>     | <b>3,116</b>   | <b>136,234</b> | <b>3,014.3</b>  |
| <b>Illinois</b>                      |                  |                         |              |                   |          |               |              |                   |                |                |                 |
| Capital Airport                      | Air Force Guard  | Springfield             | 30           | 328,843           | 0        | 0             | 0            | 0                 | 0              | 95             | 137.4           |
| Carbondale Reserve Center            | Army Guard       | Murphysboro             | 0            | 0                 | 0        | 0             | 2            | 53,702            | 0              | 15             | 16.5            |
| Chanute AFB                          | Air Force Active | Rantoul                 | 89           | 1,145,623         | 0        | 0             | 0            | 0                 | 1,343          | 1,343          | 669.5           |
| Charles Melvin Price Spt Ctr         | Army Active      | Granite City            | 2            | 60,390            | 0        | 0             | 0            | 0                 | 136            | 136            | 11.9            |
| Fort Sheridan                        | Navy Active      | Highland Park           | 2            | 1,938             | 0        | 0             | 87           | 426,429           | 119            | 130            | 114.5           |
| GL Camp JPJ                          | Navy Active      | Great Lakes             | 9            | 1,302,086         | 0        | 0             | 0            | 0                 | 0              | 52             | 389.8           |
| GL Forrestal Village                 | Navy Active      | Great Lakes             | 51           | 921,086           | 1        | 38,000        | 624          | 1,726,222         | 482            | 482            | 664.6           |
| Glenview                             | Navy Active      | Glenview                | 1            | 13,876            | 0        | 0             | 118          | 697,184           | 26             | 32             | 159.0           |
| Granite City USARC                   | Army Reserve     | Granite City            | 20           | 186,630           | 0        | 0             | 0            | 0                 | 30             | 30             | 49.5            |
| Greater Peoria Regional Airport      | Air Force Guard  | Peoria                  | 33           | 429,193           | 0        | 0             | 0            | 0                 | 0              | 714            | 212.9           |
| Joliet AAP Elwood                    | Army Active      | Wilmington              | 206          | 633,641           | 0        | 0             | 0            | 0                 | 657            | 657            | 255.6           |
| Joliet AAP Kankakee                  | Army Active      | Wilmington              | 2            | 171               | 0        | 0             | 0            | 0                 | 1,068          | 1,068          | 0.1             |
| NG Galesburg Readiness Center        | Army Guard       | Galesburg               | 0            | 0                 | 0        | 0             | 3            | 56,018            | 0              | 10             | 15.4            |
| NG N Riverside (NG Maint Center)     | Army Guard       | Riverside               | 20           | 204,830           | 0        | 0             | 0            | 0                 | 33             | 33             | 51.4            |
| NG Peoria AASF                       | Army Guard       | Peoria                  | 17           | 155,099           | 0        | 0             | 1            | 350               | 44             | 44             | 49.6            |

\* US Locations that do not meet criteria of at least ten (10) Acres AND at least \$10M PRV. US Territories and Non-US Locations that do not meet criteria of at least ten (10) Acres OR at least \$10M PRV.

**DEPARTMENT OF DEFENSE**  
**Base Structure Report - As of 30 Sept 2014**

| SITE                                      | COMPONENT         | NAME<br>NEAREST<br>CITY | BUILDINGS    |                   |           |                |              |                  | ACRES<br>OWNED | TOTAL<br>ACRES | PRV (\$M)       |
|---|-------------------|-------------------------|--------------|-------------------|-----------|----------------|--------------|------------------|----------------|----------------|-----------------|
|   |                   |                         | OWNED        |                   | LEASED    |                | OTHER        |                  |                |                |                 |
|   |                   |                         | COUNT        | SQFT              | COUNT     | SQFT           | COUNT        | SQFT             |                |                |                 |
| NS Great Lakes                            | Navy Active       | Great Lakes             | 193          | 5,902,375         | 0         | 0              | 29           | 148,190          | 1,143          | 1,147          | 2,542.0         |
| Rock Island Arsenal                       | Army Active       | Rock Island             | 191          | 6,818,340         | 21        | 59,102         | 1            | 20               | 880            | 880            | 1,803.0         |
| Savanna Depot Act                         | Army Active       | Savanna                 | 684          | 2,799,093         | 0         | 0              | 0            | 0                | 8,145          | 8,145          | 969.2           |
| Scott AFB                                 | Air Force Active  | Belleville              | 280          | 4,824,189         | 0         | 0              | 3            | 15,817           | 2,881          | 3,638          | 1,849.2         |
| * OTHER SITE(S) : 49                      |                   |                         | 201          | 4,471,711         | 10        | 27,314         | 448          | 928,066          | 53             | 74             | 1,721.2         |
| <b>Illinois Total:</b>                    |                   |                         | <b>2,031</b> | <b>30,199,114</b> | <b>32</b> | <b>124,416</b> | <b>1,316</b> | <b>4,051,998</b> | <b>17,040</b>  | <b>18,727</b>  | <b>11,682.3</b> |
| <b>Indiana</b>                            |                   |                         |              |                   |           |                |              |                  |                |                |                 |
| Camp Atterbury                            | Army Guard        | Edinburg                | 445          | 1,945,276         | 0         | 0              | 0            | 0                | 33,142         | 34,391         | 590.8           |
| Fort Benjamin Harrison                    | Army Active       | Lawrence                | 0            | 0                 | 0         | 0              | 0            | 0                | 67             | 67             | 43.5            |
| Grissom AFB                               | Air Force Active  | Logansport              | 21           | 241,797           | 0         | 0              | 0            | 0                | 1,020          | 1,098          | 119.9           |
| Grissom ARB                               | Air Force Reserve | Logansport              | 93           | 1,063,723         | 0         | 0              | 0            | 0                | 1,410          | 1,791          | 572.4           |
| Hulman Fld                                | Air Force Guard   | Terre Haute             | 39           | 305,903           | 0         | 0              | 0            | 0                | 37             | 121            | 94.8            |
| Indiana AAP                               | Army Active       | Charlestown             | 454          | 1,686,183         | 0         | 0              | 0            | 0                | 4,064          | 4,064          | 718.4           |
| Jefferson Proving Ground                  | Army Active       | Madison                 | 108          | 280,197           | 0         | 0              | 0            | 0                | 51,964         | 51,964         | 151.6           |
| Newport Chem Depot                        | Army Active       | Newport                 | 1            | 53,226            | 0         | 0              | 0            | 0                | 382            | 382            | 10.1            |
| NG Muscatatuck Urban Training Center      | Army Guard        | Butterville             | 48           | 479,471           | 1         | 22,824         | 1            | 2,125            | 0              | 934            | 172.9           |
| NSA Crane                                 | Navy Active       | Crane                   | 2,399        | 11,248,270        | 0         | 0              | 41           | 74,866           | 62,433         | 62,435         | 4,101.2         |
| * OTHER SITE(S) : 37                      |                   |                         | 108          | 1,409,491         | 11        | 194,155        | 1            | 1,650            | 461            | 2,067          | 451.5           |
| <b>Indiana Total:</b>                     |                   |                         | <b>3,716</b> | <b>18,713,537</b> | <b>12</b> | <b>216,979</b> | <b>43</b>    | <b>78,641</b>    | <b>154,979</b> | <b>159,314</b> | <b>7,027.1</b>  |
| <b>Iowa</b>                               |                   |                         |              |                   |           |                |              |                  |                |                |                 |
| Camp Dodge Johnston TS                    | Army Guard        | Johnston                | 29           | 763,413           | 1         | 25,540         | 248          | 1,370,898        | 28,847         | 31,180         | 693.6           |
| Des Moines IAP                            | Air Force Guard   | Des Moines              | 32           | 235,938           | 4         | 177,754        | 0            | 0                | 0              | 171            | 138.2           |
| Fort Dodge ANG                            | Air Force Guard   | Fort Dodge              | 6            | 37,244            | 0         | 0              | 0            | 0                | 0              | 13             | 12.1            |
| Iowa AAP                                  | Army Active       | Middletown              | 960          | 4,218,334         | 0         | 0              | 1            | 1,500            | 19,011         | 19,011         | 1,379.3         |
| Sioux Gateway Apt/Col Bud Day Field (ANG) | Air Force Guard   | Sioux City              | 37           | 414,607           | 0         | 0              | 0            | 0                | 0              | 269            | 156.4           |
| * OTHER SITE(S) : 54                      |                   |                         | 49           | 599,085           | 35        | 150,034        | 0            | 0                | 20             | 20             | 178.8           |
| <b>Iowa Total:</b>                        |                   |                         | <b>1,113</b> | <b>6,268,621</b>  | <b>40</b> | <b>353,328</b> | <b>249</b>   | <b>1,372,398</b> | <b>47,878</b>  | <b>50,664</b>  | <b>2,558.4</b>  |
| <b>Johnston Atoll</b>                     |                   |                         |              |                   |           |                |              |                  |                |                |                 |
| Johnston Atoll Airfield                   | Air Force Active  | Johnston Atoll          | 72           | 295,161           | 0         | 0              | 0            | 0                | 684            | 684            | 680.9           |

\* US Locations that do not meet criteria of at least ten (10) Acres AND at least \$10M PRV. US Territories and Non-US Locations that do not meet criteria of at least ten (10) Acres OR at least \$10M PRV.

**DEPARTMENT OF DEFENSE**  
**Base Structure Report - As of 30 Sept 2014**

| SITE                         | COMPONENT        | NAME<br>NEAREST<br>CITY | BUILDINGS    |                   |           |                |              |                   | ACRES<br>OWNED | TOTAL<br>ACRES | PRV (\$M)       |
|------------------------------|------------------|-------------------------|--------------|-------------------|-----------|----------------|--------------|-------------------|----------------|----------------|-----------------|
|                              |                  |                         | OWNED        |                   | LEASED    |                | OTHER        |                   |                |                |                 |
|                              |                  |                         | COUNT        | SQFT              | COUNT     | SQFT           | COUNT        | SQFT              |                |                |                 |
| <b>Johnston Atoll Total:</b> |                  |                         | <b>72</b>    | <b>295,161</b>    | <b>0</b>  | <b>0</b>       | <b>0</b>     | <b>0</b>          | <b>684</b>     | <b>684</b>     | <b>680.9</b>    |
| <b><u>Kansas</u></b>         |                  |                         |              |                   |           |                |              |                   |                |                |                 |
| Forbes Field (ANG)           | Air Force Guard  | Topeka                  | 32           | 502,143           | 0         | 0              | 0            | 0                 | 192            | 215            | 185.7           |
| Fort Leavenworth             | Army Active      | Fort Leavenworth        | 326          | 4,587,599         | 0         | 0              | 734          | 4,972,888         | 5,637          | 5,637          | 2,399.3         |
| Fort Riley                   | Army Active      | Fort Riley              | 910          | 11,774,220        | 2         | 22,672         | 272          | 1,537,047         | 78,048         | 81,640         | 4,560.2         |
| Kansas AAP                   | Army Active      | Parsons                 | 1            | 67,000            | 0         | 0              | 0            | 0                 | 13,835         | 13,835         | 15.2            |
| McConnell AFB                | Air Force Active | Wichita                 | 207          | 3,196,889         | 0         | 0              | 0            | 0                 | 2,682          | 3,606          | 1,399.8         |
| Smoky Hill ANG Range         | Air Force Guard  | Salina                  | 38           | 98,672            | 0         | 0              | 0            | 0                 | 33,878         | 33,878         | 87.3            |
| * OTHER SITE(S) : 30         |                  |                         | 59           | 930,396           | 2         | 17,034         | 0            | 0                 | 109            | 356            | 323.9           |
| <b>Kansas Total:</b>         |                  |                         | <b>1,573</b> | <b>21,156,919</b> | <b>4</b>  | <b>39,706</b>  | <b>1,006</b> | <b>6,509,935</b>  | <b>134,381</b> | <b>139,166</b> | <b>8,971.5</b>  |
| <b><u>Kentucky</u></b>       |                  |                         |              |                   |           |                |              |                   |                |                |                 |
| Blue Grass Army Depot        | Army Active      | Richmond                | 1,175        | 4,185,577         | 1         | 69,690         | 68           | 63,100            | 14,594         | 14,594         | 1,166.0         |
| Fort Campbell                | Army Active      | Fort Campbell           | 549          | 8,603,413         | 0         | 0              | 1,050        | 4,551,628         | 43,175         | 43,175         | 5,371.6         |
| Fort Knox                    | Army Active      | Middletown              | 942          | 11,606,314        | 0         | 0              | 1,471        | 5,467,287         | 109,111        | 109,111        | 5,072.1         |
| Louisville IAP-Standiford    | Air Force Guard  | Louisville              | 11           | 362,886           | 0         | 0              | 0            | 0                 | 0              | 81             | 94.4            |
| * OTHER SITE(S) : 26         |                  |                         | 47           | 394,472           | 14        | 199,896        | 0            | 0                 | 1,343          | 1,352          | 132.9           |
| <b>Kentucky Total:</b>       |                  |                         | <b>2,724</b> | <b>25,152,663</b> | <b>15</b> | <b>269,586</b> | <b>2,589</b> | <b>10,082,015</b> | <b>168,223</b> | <b>168,313</b> | <b>11,837.0</b> |
| <b><u>Louisiana</u></b>      |                  |                         |              |                   |           |                |              |                   |                |                |                 |
| Barksdale AFB                | Air Force Active | Barksdale AFB           | 430          | 5,006,582         | 0         | 0              | 0            | 0                 | 21,945         | 22,504         | 1,738.9         |
| England Authority            | Army Active      | Alexandria              | 2            | 59,274            | 19        | 106,300        | 1            | 2,128             | 0              | 252            | 55.8            |
| Fort Polk                    | Army Active      | Fort Polk               | 928          | 7,782,698         | 0         | 0              | 1,324        | 7,443,098         | 100,110        | 198,722        | 3,933.0         |
| NAS JRB New Orleans          | Air Force Guard  | New Orleans             | 48           | 403,799           | 0         | 0              | 0            | 0                 | 0              | 89             | 111.2           |
| NAS JRB New Orleans          | Navy Active      | Belle Chasse            | 218          | 2,193,215         | 0         | 0              | 627          | 1,730,029         | 5,009          | 5,210          | 1,069.2         |
| West Bank                    | Navy Active      | New Orleans             | 0            | 0                 | 0         | 0              | 62           | 309,288           | 25             | 31             | 56.6            |
| * OTHER SITE(S) : 31         |                  |                         | 74           | 985,707           | 4         | 237,354        | 5            | 29,021            | 37             | 7,894          | 363.3           |
| <b>Louisiana Total:</b>      |                  |                         | <b>1,700</b> | <b>16,431,274</b> | <b>23</b> | <b>343,654</b> | <b>2,019</b> | <b>9,513,564</b>  | <b>127,126</b> | <b>234,702</b> | <b>7,327.9</b>  |
| <b><u>Maine</u></b>          |                  |                         |              |                   |           |                |              |                   |                |                |                 |
| Bangor IAP                   | Air Force Guard  | Bangor                  | 19           | 355,792           | 0         | 0              | 0            | 0                 | 122            | 134            | 120.4           |
| Bangor Lease Land Site 4     | Air Force Guard  | Bangor                  | 16           | 113,792           | 0         | 0              | 1            | 504               | 0              | 159            | 62.6            |
| DFAS Annex                   | Air Force Active | Limestone               | 0            | 0                 | 1         | 142,400        | 0            | 0                 | 0              | 16             | 43.7            |

\* US Locations that do not meet criteria of at least ten (10) Acres AND at least \$10M PRV. US Territories and Non-US Locations that do not meet criteria of at least ten (10) Acres OR at least \$10M PRV.

**DEPARTMENT OF DEFENSE**  
**Base Structure Report - As of 30 Sept 2014**

| SITE                                   | COMPONENT        | NAME<br>NEAREST<br>CITY | BUILDINGS  |                  |          |                |           |               | ACRES<br>OWNED | TOTAL<br>ACRES | PRV (\$M)      |
|--|------------------|-------------------------|------------|------------------|----------|----------------|-----------|---------------|----------------|----------------|----------------|
|  |                  |                         | OWNED      |                  | LEASED   |                | OTHER     |               |                |                |                |
|  |                  |                         | COUNT      | SQFT             | COUNT    | SQFT           | COUNT     | SQFT          |                |                |                |
| NAS Brunswick                          | Navy Active      | Brunswick               | 47         | 365,147          | 0        | 0              | 0         | 0             | 3,242          | 3,264          | 216.4          |
| NAS Portsmouth NCTS Cutler<br>VLF Area | Navy Active      | Cutler                  | 44         | 132,539          | 0        | 0              | 0         | 0             | 2,805          | 2,805          | 107.6          |
| NAS Portsmouth Redington<br>Township   | Navy Active      | Rangeley                | 74         | 54,228           | 0        | 0              | 0         | 0             | 12,468         | 12,468         | 17.4           |
| NG Auburn TS                           | Army Guard       | Auburn                  | 14         | 86,989           | 0        | 0              | 0         | 0             | 154            | 170            | 22.8           |
| NG Bangor TS                           | Army Guard       | Bangor                  | 32         | 380,611          | 0        | 0              | 0         | 0             | 180            | 205            | 111.1          |
| NG Bog Brook Riley TS                  | Army Guard       | West Bethel             | 23         | 20,275           | 0        | 0              | 0         | 0             | 166            | 213            | 11.7           |
| NSY Portsmouth                         | Navy Active      | Kittery                 | 250        | 4,199,227        | 0        | 0              | 35        | 98,767        | 309            | 309            | 1,644.0        |
| South Portland ANGS                    | Air Force Guard  | South Portland          | 9          | 55,975           | 0        | 0              | 0         | 0             | 0              | 12             | 15.2           |
| * OTHER SITE(S) : 16                   |                  |                         | 74         | 328,865          | 1        | 22,992         | 0         | 0             | 1,398          | 1,403          | 102.7          |
| <b>Maine Total:</b>                    |                  |                         | <b>602</b> | <b>6,093,440</b> | <b>2</b> | <b>165,392</b> | <b>36</b> | <b>99,271</b> | <b>20,845</b>  | <b>21,159</b>  | <b>2,475.7</b> |
| <b><u>Marshall Islands</u></b>         |                  |                         |            |                  |          |                |           |               |                |                |                |
| Ennylabegan Island                     | Army Active      | Kwajalein Atoll         | 13         | 25,269           | 0        | 0              | 0         | 0             | 0              | 0              | 31.9           |
| Illeginni Island                       | Army Active      | Kwajalein Atoll         | 14         | 26,044           | 0        | 0              | 0         | 0             | 0              | 0              | 31.3           |
| Meck Island                            | Army Active      | Kwajalein Atoll         | 43         | 242,285          | 0        | 0              | 0         | 0             | 0              | 0              | 215.4          |
| Roi-Namur Island                       | Army Active      | Kwajalein Atoll         | 106        | 469,668          | 0        | 0              | 1         | 100           | 0              | 0              | 490.6          |
| US Army Kwajalein Atoll                | Army Active      | Kwajalein Atoll         | 522        | 2,432,242        | 0        | 0              | 1         | 2,310         | 0              | 1,361          | 2,142.1        |
| * OTHER SITE(S) : 6                    |                  |                         | 28         | 16,870           | 0        | 0              | 0         | 0             | 0              | 0              | 38.8           |
| <b>Marshall Islands Total:</b>         |                  |                         | <b>726</b> | <b>3,212,378</b> | <b>0</b> | <b>0</b>       | <b>2</b>  | <b>2,410</b>  | <b>0</b>       | <b>1,361</b>   | <b>2,950.2</b> |
| <b><u>Maryland</u></b>                 |                  |                         |            |                  |          |                |           |               |                |                |                |
| Aberdeen Proving Ground                | Army Active      | Aberdeen                | 1,405      | 14,140,200       | 0        | 0              | 141       | 1,143,977     | 72,380         | 72,380         | 4,620.3        |
| Andrews AFB                            | Air Force Active | Andrews AFB             | 345        | 6,580,791        | 0        | 0              | 1         | 2,800         | 4,996          | 5,008          | 2,588.9        |
| Blossom Point MD                       | Navy Active      | La Plata                | 22         | 74,839           | 0        | 0              | 0         | 0             | 265            | 265            | 25.2           |
| Blossom Point Research Facility        | Army Active      | Welcome                 | 70         | 92,790           | 0        | 0              | 1         | 1,600         | 1,600          | 1,600          | 37.5           |
| Brandywine Globecom Annex              | Air Force Active | Brandywine              | 4          | 3,944            | 0        | 0              | 0         | 0             | 1,640          | 1,640          | 28.6           |
| Fort Detrick                           | Army Active      | Frederick               | 222        | 2,425,938        | 0        | 0              | 318       | 1,015,867     | 1,153          | 1,153          | 1,527.6        |
| Fort George G Meade                    | Army Active      | Fort Meade              | 289        | 5,940,074        | 10       | 40,912         | 1,210     | 4,796,504     | 5,067          | 5,067          | 2,736.5        |
| Glenn Forest                           | Navy Active      | Lexington Park          | 0          | 0                | 0        | 0              | 58        | 438,608       | 139            | 139            | 79.4           |
| Governors Bridge Globecom<br>Annex     | Air Force Active | Davidsonville           | 2          | 26,540           | 0        | 0              | 0         | 0             | 864            | 864            | 28.2           |
| Martin State Apt                       | Air Force Guard  | Middle River            | 50         | 449,437          | 0        | 0              | 0         | 0             | 0              | 175            | 153.8          |
| NAS Patuxent River                     | Navy Active      | Patuxent River          | 513        | 6,783,356        | 0        | 0              | 63        | 300,403       | 6,398          | 6,398          | 2,934.1        |

\* US Locations that do not meet criteria of at least ten (10) Acres AND at least \$10M PRV. US Territories and Non-US Locations that do not meet criteria of at least ten (10) Acres OR at least \$10M PRV.



**DEPARTMENT OF DEFENSE**  
**Base Structure Report - As of 30 Sept 2014**

| SITE                                      | COMPONENT        | NAME<br>NEAREST<br>CITY | BUILDINGS    |                   |            |                  |              |                  | ACRES<br>OWNED | TOTAL<br>ACRES | PRV (\$M)       |
|---|------------------|-------------------------|--------------|-------------------|------------|------------------|--------------|------------------|----------------|----------------|-----------------|
|   |                  |                         | OWNED        |                   | LEASED     |                  | OTHER        |                  |                |                |                 |
|   |                  |                         | COUNT        | SQFT              | COUNT      | SQFT             | COUNT        | SQFT             |                |                |                 |
| National Naval Medical Center<br>Bethesda | Navy Active      | Bethesda                | 84           | 4,849,151         | 0          | 0                | 5            | 22,983           | 242            | 243            | 2,106.8         |
| Naval Academy North Severn                | Navy Active      | Annapolis               | 75           | 682,463           | 0          | 0                | 43           | 237,262          | 806            | 806            | 296.0           |
| NG Pvt Henry Costin                       | Army Guard       | Laurel                  | 3            | 56,225            | 0          | 0                | 0            | 0                | 23             | 23             | 15.0            |
| NMIC Suitland                             | Navy Active      | Suitland                | 8            | 822,021           | 0          | 0                | 0            | 0                | 42             | 42             | 231.0           |
| NSA Annapolis                             | Navy Active      | Annapolis               | 57           | 4,107,090         | 0          | 0                | 47           | 233,704          | 286            | 286            | 1,445.9         |
| NSA Annapolis Chesapeake Bay<br>Detach    | Navy Active      | Solomons                | 49           | 177,103           | 0          | 0                | 0            | 0                | 168            | 168            | 97.3            |
| NSA Annapolis Gambrills                   | Navy Active      | Annapolis               | 56           | 106,614           | 0          | 0                | 0            | 0                | 856            | 856            | 34.2            |
| NSA South Potomac Stump Neck<br>Area      | Navy Active      | Indian Head             | 88           | 398,444           | 0          | 0                | 0            | 0                | 1,087          | 1,087          | 145.2           |
| NSWC Carderock                            | Navy Active      | Bethesda                | 80           | 1,906,532         | 0          | 0                | 0            | 0                | 186            | 186            | 823.0           |
| NSWC Indian Head                          | Navy Active      | Indian Head             | 919          | 2,620,698         | 0          | 0                | 45           | 84,202           | 1,959          | 1,959          | 1,194.5         |
| Solomons Island                           | Navy Active      | Solomons                | 103          | 278,815           | 0          | 0                | 1            | 5,340            | 295            | 295            | 73.7            |
| Summerfield FH Site 1                     | Air Force Active | Landover                | 0            | 0                 | 194        | 1,942,174        | 0            | 0                | 0              | 234            | 358.2           |
| Upper Yard Annapolis                      | Navy Active      | Annapolis               | 45           | 560,582           | 0          | 0                | 57           | 417,258          | 69             | 69             | 356.9           |
| USA Adelphi Laboratory Ctr                | Army Active      | Hyattsville             | 39           | 1,134,913         | 0          | 0                | 1            | 80               | 70             | 70             | 390.7           |
| Walter Reed AMC Forest Glen               | Army Active      | Silver Spring           | 42           | 1,051,736         | 0          | 0                | 0            | 0                | 132            | 132            | 336.7           |
| Walter Reed AMC Glen Haven                | Army Active      | Silver Spring           | 1            | 6,996             | 0          | 0                | 23           | 442,086          | 21             | 21             | 64.8            |
| Webster Field                             | Navy Active      | Saint Inigoes           | 71           | 593,167           | 0          | 0                | 1            | 190              | 968            | 968            | 316.5           |
| <b>* OTHER SITE(S) : 79</b>               |                  |                         | 109          | 647,606           | 136        | 816,221          | 4            | 105,261          | 442            | 1,097          | 532.8           |
| <b>Maryland Total:</b>                    |                  |                         | <b>4,751</b> | <b>56,518,065</b> | <b>340</b> | <b>2,799,307</b> | <b>2,019</b> | <b>9,248,125</b> | <b>102,157</b> | <b>103,234</b> | <b>23,579.4</b> |

**Massachusetts**

|  |                         |            |     |           |   |   |    |         |     |        |         |
|--|-------------------------|------------|-----|-----------|---|---|----|---------|-----|--------|---------|
| 4th MAW Chicopee Housing                   | Marine Corps<br>Reserve | Chicopee   | 0   | 0         | 0 | 0 | 59 | 275,022 | 50  | 50     | 55.8    |
| Barnes MAP (ANG)                           | Air Force Guard         | Westfield  | 53  | 426,173   | 0 | 0 | 0  | 0       | 3   | 373    | 213.3   |
| Cape Cod AS                                | Air Force Active        | Bourne     | 16  | 109,722   | 0 | 0 | 0  | 0       | 0   | 101    | 53.1    |
| Cpl G M Craig USARC/AMSA                   | Army Reserve            | Brockton   | 3   | 70,109    | 0 | 0 | 0  | 0       | 14  | 14     | 20.0    |
| CSO NAS South Weymouth                     | Navy Active             | Weymouth   | 27  | 301,176   | 0 | 0 | 0  | 0       | 955 | 955    | 336.4   |
| CSO NAS South Weymouth<br>Squantum Housing | Navy Active             | Weymouth   | 38  | 107,962   | 0 | 0 | 0  | 0       | 28  | 28     | 22.0    |
| Hanscom AFB                                | Air Force Active        | Bedford    | 136 | 3,794,326 | 0 | 0 | 2  | 211,176 | 527 | 846    | 1,782.4 |
| MTA Camp Edwards                           | Army Guard              | Bourne     | 143 | 865,394   | 0 | 0 | 0  | 0       | 0   | 14,712 | 380.9   |
| NAVPRO Pittsfield                          | Navy Active             | Pittsfield | 7   | 827,949   | 0 | 0 | 0  | 0       | 30  | 30     | 211.4   |
| NG Rehoboth-TS Nike                        | Army Guard              | Rehoboth   | 8   | 38,564    | 0 | 0 | 0  | 0       | 17  | 17     | 13.2    |

\* US Locations that do not meet criteria of at least ten (10) Acres AND at least \$10M PRV. US Territories and Non-US Locations that do not meet criteria of at least ten (10) Acres OR at least \$10M PRV.

**DEPARTMENT OF DEFENSE**  
**Base Structure Report - As of 30 Sept 2014**

| SITE                                     | COMPONENT               | NAME<br>NEAREST<br>CITY | BUILDINGS    |                   |           |                |           |                | ACRES<br>OWNED | TOTAL<br>ACRES | PRV (\$M)      |
|--|-------------------------|-------------------------|--------------|-------------------|-----------|----------------|-----------|----------------|----------------|----------------|----------------|
|  |                         |                         | OWNED        |                   | LEASED    |                | OTHER     |                |                |                |                |
|  |                         |                         | COUNT        | SQFT              | COUNT     | SQFT           | COUNT     | SQFT           |                |                |                |
| NG Westfield/Barnes                      | Army Guard              | Westfield               | 4            | 67,557            | 0         | 0              | 0         | 0              | 0              | 36             | 27.9           |
| NWIRP Bedford                            | Navy Active             | Bedford                 | 9            | 276,796           | 0         | 0              | 0         | 0              | 46             | 79             | 107.7          |
| Otis ANGB                                | Air Force Guard         | Mashpee                 | 109          | 958,035           | 0         | 0              | 0         | 0              | 1,353          | 4,026          | 711.2          |
| SSC Hudson Housing                       | Army Active             | Natick                  | 15           | 50,489            | 0         | 0              | 0         | 0              | 134            | 134            | 10.7           |
| US Army Soldier Systems Center<br>Natick | Army Active             | Natick                  | 80           | 940,065           | 0         | 0              | 0         | 0              | 78             | 78             | 348.2          |
| Westover ARB                             | Air Force<br>Reserve    | Chicopee                | 123          | 1,653,489         | 0         | 0              | 0         | 0              | 2,123          | 2,193          | 971.9          |
| * OTHER SITE(S) : 37                     |                         |                         | 277          | 3,039,238         | 7         | 75,054         | 13        | 153,910        | 211            | 413            | 1,060.6        |
| <b>Massachusetts Total:</b>              |                         |                         | <b>1,048</b> | <b>13,527,044</b> | <b>7</b>  | <b>75,054</b>  | <b>74</b> | <b>640,108</b> | <b>5,569</b>   | <b>24,086</b>  | <b>6,326.5</b> |
| <b>Michigan</b>                          |                         |                         |              |                   |           |                |           |                |                |                |                |
| Alpena County Regional Airport           | Air Force Guard         | Alpena                  | 93           | 483,658           | 0         | 0              | 0         | 0              | 0              | 657            | 213.1          |
| Batt West Property Site 2                | Air Force Guard         | Battle Creek            | 7            | 64,724            | 0         | 0              | 0         | 0              | 0              | 159            | 15.3           |
| CTC Fort Custer Trng Center              | Army Guard              | Augusta                 | 131          | 704,502           | 0         | 0              | 0         | 0              | 7,570          | 7,570          | 267.5          |
| Detroit Arsenal                          | Army Active             | Warren                  | 86           | 2,055,894         | 0         | 0              | 2         | 1,054          | 170            | 178            | 1,436.1        |
| NG Grayling Airfield                     | Army Guard              | Grayling                | 25           | 116,683           | 0         | 0              | 0         | 0              | 875            | 875            | 105.5          |
| NOSC Battle Creek                        | Marine Corps<br>Reserve | Battle Creek            | 6            | 60,856            | 0         | 0              | 0         | 0              | 41             | 173            | 18.9           |
| Selfridge ANGB                           | Air Force Guard         | Mount Clemens           | 251          | 2,401,980         | 0         | 0              | 0         | 0              | 3,079          | 3,593          | 1,163.7        |
| W K Kellogg Airport                      | Air Force Guard         | Battle Creek            | 28           | 340,304           | 0         | 0              | 0         | 0              | 0              | 140            | 132.3          |
| W.K. KELLOGG SOUTH RAMP                  | Air Force Guard         | Battle Creek            | 0            | 0                 | 0         | 0              | 0         | 0              | 0              | 16             | 18.0           |
| * OTHER SITE(S) : 32                     |                         |                         | 58           | 725,395           | 13        | 426,924        | 0         | 0              | 145            | 187            | 342.7          |
| <b>Michigan Total:</b>                   |                         |                         | <b>685</b>   | <b>6,953,995</b>  | <b>13</b> | <b>426,924</b> | <b>2</b>  | <b>1,054</b>   | <b>11,880</b>  | <b>13,548</b>  | <b>3,713.2</b> |
| <b>Minnesota</b>                         |                         |                         |              |                   |           |                |           |                |                |                |                |
| Duluth IAP                               | Air Force Guard         | Duluth                  | 34           | 370,050           | 0         | 0              | 0         | 0              | 1              | 318            | 170.7          |
| Minneapolis-St Paul                      | Air Force<br>Reserve    | Minneapolis             | 88           | 1,123,629         | 0         | 0              | 0         | 0              | 215            | 246            | 441.2          |
| NG Arden Hills Army TS                   | Army Guard              | St. Paul                | 48           | 251,749           | 0         | 0              | 0         | 0              | 1,496          | 1,496          | 96.1           |
| NOSC Minneapolis                         | Navy Reserve            | Minneapolis             | 1            | 97,226            | 1         | 1,100          | 0         | 0              | 12             | 12             | 29.5           |
| NOSC Saint Paul                          | Navy Reserve            | Minneapolis             | 4            | 69,174            | 0         | 0              | 0         | 0              | 10             | 10             | 19.5           |
| Twin Cities AAP                          | Army Active             | St. Paul                | 110          | 2,839,712         | 0         | 0              | 0         | 0              | 677            | 677            | 977.8          |
| * OTHER SITE(S) : 26                     |                         |                         | 46           | 752,699           | 6         | 57,171         | 0         | 0              | 39             | 40             | 207.2          |

\* US Locations that do not meet criteria of at least ten (10) Acres AND at least \$10M PRV. US Territories and Non-US Locations that do not meet criteria of at least ten (10) Acres OR at least \$10M PRV.

**DEPARTMENT OF DEFENSE**  
**Base Structure Report - As of 30 Sept 2014**

| SITE                                   | COMPONENT            | NAME<br>NEAREST<br>CITY | BUILDINGS    |                   |           |                |              |                  | ACRES<br>OWNED | TOTAL<br>ACRES | PRV (\$M)      |
|--|----------------------|-------------------------|--------------|-------------------|-----------|----------------|--------------|------------------|----------------|----------------|----------------|
|  |                      |                         | OWNED        |                   | LEASED    |                | OTHER        |                  |                |                |                |
|  |                      |                         | COUNT        | SQFT              | COUNT     | SQFT           | COUNT        | SQFT             |                |                |                |
| <b>Minnesota Total:</b>                |                      |                         | <b>331</b>   | <b>5,504,239</b>  | <b>7</b>  | <b>58,271</b>  | <b>0</b>     | <b>0</b>         | <b>2,450</b>   | <b>2,799</b>   | <b>1,942.0</b> |
| <b>Mississippi</b>                     |                      |                         |              |                   |           |                |              |                  |                |                |                |
| Camp Keller (De Soto)                  | Navy Active          | Biloxi                  | 7            | 19,125            | 0         | 0              | 0            | 0                | 0              | 2,483          | 20.1           |
| Camp Shelby Assault Runway             | Air Force Guard      | Camp Shelby             | 2            | 9,713             | 0         | 0              | 0            | 0                | 0              | 182            | 17.3           |
| CBC Gulfport                           | Navy Active          | Gulfport                | 180          | 4,542,512         | 0         | 0              | 256          | 837,544          | 1,094          | 1,098          | 1,123.6        |
| CBC Gulfport Lakeside Housing          | Navy Active          | Pascagoula              | 8            | 193,960           | 0         | 0              | 0            | 0                | 33             | 33             | 38.7           |
| Columbus AFB                           | Air Force Active     | Columbus                | 173          | 1,658,440         | 0         | 0              | 0            | 0                | 4,411          | 4,919          | 771.0          |
| Columbus Auxiliary Airfield            | Air Force Active     | Shuqualak               | 5            | 8,480             | 0         | 0              | 0            | 0                | 895            | 1,061          | 32.5           |
| CTA Camp McCain                        | Army Guard           | Grenada                 | 98           | 403,086           | 0         | 0              | 0            | 0                | 12,972         | 12,972         | 147.9          |
| Gulfport-Biloxi Regional Airport (ANG) | Air Force Guard      | Gulfport                | 53           | 504,168           | 0         | 0              | 0            | 0                | 11             | 256            | 119.8          |
| Jackson IAP, Thompson Field            | Air Force Guard      | Flowood                 | 30           | 535,763           | 0         | 0              | 0            | 0                | 0              | 140            | 154.0          |
| Keesler AFB                            | Air Force Active     | Biloxi                  | 228          | 6,919,640         | 0         | 0              | 2            | 4,870            | 1,597          | 1,670          | 1,835.8        |
| Key Field                              | Air Force Guard      | Meridian                | 38           | 404,465           | 0         | 0              | 0            | 0                | 0              | 128            | 198.4          |
| MTA Camp Shelby                        | Army Guard           | Hattiesburg             | 6            | 5,884             | 0         | 0              | 1,074        | 3,992,327        | 7,500          | 133,682        | 1,139.1        |
| NAS Meridian                           | Navy Active          | Meridian                | 148          | 1,640,755         | 0         | 0              | 178          | 341,198          | 8,061          | 8,065          | 731.7          |
| OLF Bravo                              | Navy Active          | Preston                 | 7            | 13,363            | 0         | 0              | 0            | 0                | 1,255          | 1,463          | 49.6           |
| * OTHER SITE(S) : 106                  |                      |                         | 112          | 1,015,491         | 68        | 153,950        | 91           | 1,193,006        | 4,157          | 6,535          | 583.5          |
| <b>Mississippi Total:</b>              |                      |                         | <b>1,095</b> | <b>17,874,844</b> | <b>68</b> | <b>153,950</b> | <b>1,601</b> | <b>6,368,945</b> | <b>41,985</b>  | <b>174,687</b> | <b>6,962.9</b> |
| <b>Missouri</b>                        |                      |                         |              |                   |           |                |              |                  |                |                |                |
| Fort Leonard Wood                      | Army Active          | Fort Leonard Wood       | 1,411        | 12,286,648        | 0         | 0              | 851          | 2,704,017        | 14             | 9,686          | 4,623.2        |
| Fort Leonard Wood Range                | Air Force Guard      | Laquey                  | 2            | 6,449             | 0         | 0              | 1            | 7,500            | 0              | 305            | 14.2           |
| Jefferson Barracks ANGS                | Air Force Guard      | Jefferson Barracks      | 4            | 941               | 31        | 380,837        | 0            | 0                | 0              | 135            | 111.0          |
| Lake City AAP                          | Army Active          | Independence            | 355          | 2,953,470         | 0         | 0              | 8            | 2,299            | 3,950          | 3,950          | 1,067.7        |
| Lake Of The Ozarks Recreation          | Army Active          | Linn Creek              | 18           | 17,439            | 0         | 0              | 0            | 0                | 0              | 359            | 28.1           |
| Lambert-St Louis                       | Air Force Guard      | St. Louis               | 17           | 100,861           | 0         | 0              | 0            | 0                | 25             | 48             | 33.1           |
| MCSPTACT Kansas City E Bales           | Marine Corps Reserve | Belton                  | 9            | 89,069            | 0         | 0              | 0            | 0                | 24             | 24             | 25.9           |
| MCSPTACT Kansas City PPV Housing       | Marine Corps Reserve | Belton                  | 0            | 0                 | 0         | 0              | 239          | 676,340          | 41             | 89             | 129.0          |
| MTA Camp Crowder Neosho                | Army Guard           | Neosho                  | 55           | 180,389           | 0         | 0              | 0            | 0                | 4,362          | 4,362          | 84.4           |
| NG MTA Camp Clark Nevada               | Army Guard           | Nevada                  | 94           | 157,382           | 0         | 0              | 16           | 20,330           | 0              | 1,282          | 85.7           |
| NG Springfield AVCRAD                  | Army Guard           | Springfield             | 0            | 0                 | 0         | 0              | 6            | 138,760          | 0              | 107            | 52.3           |

\* US Locations that do not meet criteria of at least ten (10) Acres AND at least \$10M PRV. US Territories and Non-US Locations that do not meet criteria of at least ten (10) Acres OR at least \$10M PRV.

**DEPARTMENT OF DEFENSE**  
**Base Structure Report - As of 30 Sept 2014**

| SITE                                      | COMPONENT        | NAME<br>NEAREST<br>CITY | BUILDINGS    |                   |           |                |              |                  | ACRES<br>OWNED | TOTAL<br>ACRES | PRV (\$M)      |
|---|------------------|-------------------------|--------------|-------------------|-----------|----------------|--------------|------------------|----------------|----------------|----------------|
|   |                  |                         | OWNED        |                   | LEASED    |                | OTHER        |                  |                |                |                |
|   |                  |                         | COUNT        | SQFT              | COUNT     | SQFT           | COUNT        | SQFT             |                |                |                |
| NG TS Clark Natl Forest<br>Wappapello     | Army Guard       | Wappapello              | 11           | 16,402            | 0         | 0              | 0            | 0                | 2,200          | 2,200          | 10.7           |
| NGA Arnold Site                           | Air Force Active | Arnold                  | 3            | 244,080           | 0         | 0              | 0            | 0                | 34             | 36             | 57.2           |
| NOSC Kansas City                          | Navy Reserve     | Kansas City             | 0            | 0                 | 2         | 51,948         | 0            | 0                | 0              | 10             | 13.6           |
| Rosecrans MAP (139AG)                     | Air Force Guard  | St. Joseph              | 39           | 330,346           | 0         | 0              | 0            | 0                | 54             | 484            | 124.7          |
| St Louis AFS                              | Air Force Active | St. Louis               | 15           | 740,037           | 0         | 0              | 0            | 0                | 25             | 25             | 147.6          |
| Whiteman AFB                              | Air Force Active | Whiteman AFB            | 343          | 3,932,364         | 0         | 0              | 0            | 0                | 4,948          | 6,496          | 2,389.2        |
| <b>* OTHER SITE(S) : 43</b>               |                  |                         | 111          | 1,107,475         | 15        | 478,455        | 2            | 481,496          | 58             | 58             | 744.2          |
| <b>Missouri Total:</b>                    |                  |                         | <b>2,487</b> | <b>22,163,352</b> | <b>48</b> | <b>911,240</b> | <b>1,123</b> | <b>4,030,742</b> | <b>15,736</b>  | <b>29,656</b>  | <b>9,741.8</b> |
| <b>Montana</b>                            |                  |                         |              |                   |           |                |              |                  |                |                |                |
| Great Falls IAP                           | Air Force Guard  | Great Falls             | 37           | 406,538           | 0         | 0              | 0            | 0                | 0              | 139            | 144.5          |
| Malmstrom AFB                             | Air Force Active | Malmstrom AFB           | 221          | 2,962,226         | 0         | 0              | 0            | 0                | 3,189          | 3,628          | 1,429.5        |
| MTA Fort Wm Henry Harrison                | Army Guard       | Helena                  | 114          | 753,880           | 0         | 0              | 1            | 1,080            | 4,371          | 6,387          | 219.2          |
| NG Fort Missoula - FMS 02                 | Army Guard       | Missoula                | 11           | 71,013            | 0         | 0              | 0            | 0                | 14             | 14             | 15.0           |
| NG Helena Aviation RC- AASF               | Army Guard       | Helena                  | 12           | 222,287           | 0         | 0              | 0            | 0                | 0              | 60             | 62.3           |
| NG MTA Limestone Hills                    | Army Guard       | Townsend                | 5            | 8,128             | 0         | 0              | 3            | 2,024            | 0              | 19,997         | 50.0           |
| <b>* OTHER SITE(S) : 244</b>              |                  |                         | 285          | 453,369           | 3         | 18,495         | 1            | 16,180           | 5,394          | 29,972         | 1,774.2        |
| <b>Montana Total:</b>                     |                  |                         | <b>685</b>   | <b>4,877,441</b>  | <b>3</b>  | <b>18,495</b>  | <b>5</b>     | <b>19,284</b>    | <b>12,968</b>  | <b>60,197</b>  | <b>3,694.6</b> |
| <b>Nebraska</b>                           |                  |                         |              |                   |           |                |              |                  |                |                |                |
| Camp Ashland                              | Army Guard       | Ashland                 | 52           | 209,709           | 0         | 0              | 0            | 0                | 980            | 980            | 66.9           |
| Cornhusker AAP                            | Army Active      | Grand Island            | 15           | 16,282            | 1         | 3,100          | 0            | 0                | 297            | 297            | 72.6           |
| Lincoln MAP                               | Air Force Guard  | Overbrook               | 23           | 349,206           | 0         | 0              | 0            | 0                | 97             | 114            | 117.3          |
| NG Greenlief TS/UTES                      | Army Guard       | Hastings                | 124          | 328,685           | 0         | 0              | 0            | 0                | 3,239          | 3,239          | 135.2          |
| NG Lincoln AASF/Readiness<br>Center       | Army Guard       | Lincoln                 | 10           | 331,073           | 0         | 0              | 0            | 0                | 65             | 65             | 83.3           |
| NG Mead TS/FMS 06/UTES                    | Army Guard       | Mead                    | 29           | 187,838           | 0         | 0              | 0            | 0                | 1,212          | 1,212          | 63.4           |
| Offutt AFB                                | Air Force Active | Offutt AFB              | 206          | 5,871,945         | 0         | 0              | 0            | 0                | 1,908          | 1,923          | 1,861.9        |
| Offutt Communications Annex 2<br>Globecom | Air Force Active | Elkhorn                 | 10           | 136,621           | 0         | 0              | 0            | 0                | 372            | 372            | 44.8           |
| Offutt FH Annex                           | Air Force Active | Offutt AFB              | 24           | 384,929           | 0         | 0              | 0            | 0                | 790            | 793            | 198.9          |
| <b>* OTHER SITE(S) : 108</b>              |                  |                         | 115          | 319,510           | 7         | 117,325        | 2            | 3,846            | 785            | 11,200         | 687.5          |
| <b>Nebraska Total:</b>                    |                  |                         | <b>608</b>   | <b>8,135,798</b>  | <b>8</b>  | <b>120,425</b> | <b>2</b>     | <b>3,846</b>     | <b>9,745</b>   | <b>20,195</b>  | <b>3,331.9</b> |

\* US Locations that do not meet criteria of at least ten (10) Acres AND at least \$10M PRV. US Territories and Non-US Locations that do not meet criteria of at least ten (10) Acres OR at least \$10M PRV.

**DEPARTMENT OF DEFENSE**  
**Base Structure Report - As of 30 Sept 2014**

| SITE                                 | COMPONENT        | NAME<br>NEAREST<br>CITY | BUILDINGS    |                   |          |               |            |                | ACRES<br>OWNED | TOTAL<br>ACRES   | PRV (\$M)       |
|--------------------------------------|------------------|-------------------------|--------------|-------------------|----------|---------------|------------|----------------|----------------|------------------|-----------------|
|                                      |                  |                         | OWNED        |                   | LEASED   |               | OTHER      |                |                |                  |                 |
|                                      |                  |                         | COUNT        | SQFT              | COUNT    | SQFT          | COUNT      | SQFT           |                |                  |                 |
| <b><u>Nevada</u></b>                 |                  |                         |              |                   |          |               |            |                |                |                  |                 |
| Creech AFB                           | Air Force Active | Indian Springs          | 131          | 908,569           | 0        | 0             | 0          | 0              | 235            | 2,300            | 619.0           |
| Hawthorne Army Depot                 | Army Active      | Hawthorne               | 2,498        | 9,687,624         | 0        | 0             | 0          | 0              | 7,429          | 147,236          | 3,568.1         |
| NAS Fallon                           | Navy Active      | Fallon                  | 309          | 2,143,558         | 1        | 100           | 162        | 272,279        | 4,429          | 12,894           | 1,145.9         |
| NAS Fallon EW Range Fac              | Navy Active      | Fallon                  | 9            | 40,950            | 0        | 0             | 0          | 0              | 0              | 1,831            | 61.5            |
| NAS Fallon Target B-16               | Navy Active      | Fallon                  | 1            | 480               | 0        | 0             | 0          | 0              | 0              | 27,300           | 26.2            |
| NAS Fallon Target B-17               | Navy Active      | Fallon                  | 3            | 4,544             | 0        | 0             | 0          | 0              | 0              | 52,940           | 33.4            |
| NAS Fallon Target B-19               | Navy Active      | Fallon                  | 6            | 4,080             | 0        | 0             | 0          | 0              | 0              | 29,276           | 30.6            |
| NAS Fallon Target B-20               | Navy Active      | Fallon                  | 3            | 554               | 0        | 0             | 0          | 0              | 19,429         | 41,180           | 27.0            |
| Nellis AFB                           | Air Force Active | Las Vegas               | 626          | 6,360,381         | 0        | 0             | 1          | 111,253        | 5,214          | 14,160           | 3,648.3         |
| Nellis Air Force Range               | Air Force Active | Indian Springs          | 57           | 125,677           | 0        | 0             | 0          | 0              | 433            | 3,092,317        | 437.7           |
| Nellis Annex                         | Air Force Active | North Las Vegas         | 2            | 19,347            | 0        | 0             | 0          | 0              | 104            | 107              | 17.8            |
| Reno Tahoe IAP                       | Air Force Guard  | Reno                    | 31           | 388,341           | 0        | 0             | 0          | 0              | 0              | 60               | 153.5           |
| Tonopah AFS                          | Air Force Active | Tonopah                 | 17           | 38,431            | 0        | 0             | 0          | 0              | 4              | 47               | 14.6            |
| Tonopah Auxiliary Airfield Annex     | Air Force Active | Tonopah                 | 148          | 1,651,480         | 0        | 0             | 0          | 0              | 0              | 2,157            | 994.5           |
| Tonopah Auxiliary Airfield Annex 2   | Air Force Active | Tonopah                 | 93           | 782,042           | 0        | 0             | 0          | 0              | 0              | 109              | 190.0           |
| * OTHER SITE(S) : 42                 |                  |                         | 47           | 344,298           | 5        | 67,381        | 2          | 11,244         | 11,087         | 91,501           | 133.2           |
| <b>Nevada Total:</b>                 |                  |                         | <b>3,981</b> | <b>22,500,356</b> | <b>6</b> | <b>67,481</b> | <b>165</b> | <b>394,776</b> | <b>48,364</b>  | <b>3,515,416</b> | <b>11,101.4</b> |
| <b><u>New Hampshire</u></b>          |                  |                         |              |                   |          |               |            |                |                |                  |                 |
| New Boston AS                        | Air Force Active | New Boston              | 25           | 96,075            | 0        | 0             | 1          | 5,269          | 2,826          | 2,873            | 75.5            |
| Newington Defense Fuel Support Point | Air Force Active | Newington               | 3            | 3,680             | 0        | 0             | 0          | 0              | 10             | 15               | 45.3            |
| Pease ANGB                           | Air Force Guard  | Portsmouth              | 46           | 496,835           | 0        | 0             | 2          | 834            | 219            | 219              | 230.6           |
| * OTHER SITE(S) : 6                  |                  |                         | 16           | 278,838           | 0        | 0             | 0          | 0              | 11             | 11               | 77.5            |
| <b>New Hampshire Total:</b>          |                  |                         | <b>90</b>    | <b>875,428</b>    | <b>0</b> | <b>0</b>      | <b>3</b>   | <b>6,103</b>   | <b>3,066</b>   | <b>3,118</b>     | <b>428.9</b>    |
| <b><u>New Jersey</u></b>             |                  |                         |              |                   |          |               |            |                |                |                  |                 |
| Air Mobility Warfare Center          | Air Force Active | Fort Dix                | 12           | 267,159           | 0        | 0             | 0          | 0              | 27             | 27               | 81.1            |
| Atlantic City IAP                    | Air Force Guard  | Egg Harbor Township     | 40           | 423,123           | 0        | 0             | 3          | 19,680         | 296            | 296              | 175.6           |
| Fort Dix                             | Air Force Active | Fort Dix                | 718          | 5,847,185         | 0        | 0             | 1          | 5,426          | 30,720         | 30,720           | 3,459.5         |
| Fort Monmouth Main Post              | Army Active      | Red Bank                | 316          | 2,714,551         | 0        | 0             | 1          | 5,100          | 1,126          | 1,126            | 862.5           |
| McGuire AFB                          | Air Force Active | McGuire AFB             | 263          | 5,110,340         | 0        | 0             | 0          | 0              | 3,563          | 3,620            | 2,561.8         |
| NAWCADLKE Non-NIF Lakehurst          | Air Force Active | Lakehurst               | 204          | 2,988,263         | 0        | 0             | 1          | 4,733          | 7,405          | 7,405            | 1,615.6         |

\* US Locations that do not meet criteria of at least ten (10) Acres AND at least \$10M PRV. US Territories and Non-US Locations that do not meet criteria of at least ten (10) Acres OR at least \$10M PRV.

**DEPARTMENT OF DEFENSE**  
**Base Structure Report - As of 30 Sept 2014**

| SITE                                | COMPONENT            | NAME<br>NEAREST<br>CITY | BUILDINGS    |                   |          |               |            |                  | ACRES<br>OWNED   | TOTAL<br>ACRES   | PRV (\$M)       |
|-------------------------------------|----------------------|-------------------------|--------------|-------------------|----------|---------------|------------|------------------|------------------|------------------|-----------------|
|                                     |                      |                         | OWNED        |                   | LEASED   |               | OTHER      |                  |                  |                  |                 |
|                                     |                      |                         | COUNT        | SQFT              | COUNT    | SQFT          | COUNT      | SQFT             |                  |                  |                 |
| NWS Earle                           | Navy Active          | Colts Neck              | 349          | 1,604,366         | 0        | 0             | 87         | 355,759          | 11,146           | 11,146           | 925.2           |
| Picatinny Arsenal                   | Army Active          | Dover                   | 583          | 3,378,923         | 0        | 0             | 54         | 220,817          | 6,493            | 6,493            | 1,521.2         |
| Warren Grove Range                  | Air Force Guard      | Warren Grove            | 5            | 570               | 0        | 0             | 0          | 0                | 9,416            | 9,416            | 12.7            |
| Waterfront Earle                    | Navy Active          | Colts Neck              | 36           | 301,190           | 0        | 0             | 1          | 4,000            | 705              | 705              | 533.3           |
| * OTHER SITE(S) : 19                |                      |                         | 65           | 746,840           | 1        | 40,653        | 3          | 8,910            | 247              | 257              | 918.4           |
| <b>New Jersey Total:</b>            |                      |                         | <b>2,591</b> | <b>23,382,510</b> | <b>1</b> | <b>40,653</b> | <b>151</b> | <b>624,425</b>   | <b>71,144</b>    | <b>71,211</b>    | <b>12,666.8</b> |
| <b><u>New Mexico</u></b>            |                      |                         |              |                   |          |               |            |                  |                  |                  |                 |
| Boles Wells Annex                   | Air Force Active     | Holloman AFB            | 3            | 6,431             | 0        | 0             | 0          | 0                | 2,694            | 6,984            | 33.4            |
| Bonito Lake System Annex            | Air Force Active     | Holloman AFB            | 5            | 1,529             | 0        | 0             | 0          | 0                | 0                | 159              | 26.7            |
| Cannon AFB                          | Air Force Active     | Cannon AFB              | 242          | 3,181,976         | 0        | 0             | 0          | 0                | 3,460            | 4,213            | 1,524.6         |
| Cannon AFB Site 2                   | Air Force Active     | Cannon AFB              | 4            | 29,471            | 0        | 0             | 0          | 0                | 309              | 309              | 41.7            |
| Fort Bliss AAA Ranges               | Army Active          | Orogrande               | 591          | 1,474,589         | 0        | 0             | 14         | 7,256            | 977,394          | 995,404          | 1,191.5         |
| Fort Wingate Depot Activity         | Army Active          | Fort Wingate            | 828          | 1,922,434         | 0        | 0             | 0          | 0                | 307              | 16,691           | 610.7           |
| Holloman AFB                        | Air Force Active     | Holloman AFB            | 475          | 5,510,540         | 0        | 0             | 20         | 579,390          | 10,601           | 53,603           | 2,928.2         |
| Kirtland AFB                        | Air Force Active     | Kirtland AFB            | 749          | 7,636,724         | 0        | 0             | 0          | 0                | 25,473           | 43,842           | 3,376.7         |
| Melrose Air Force Range             | Air Force Active     | Floyd                   | 13           | 17,729            | 0        | 0             | 0          | 0                | 58,524           | 79,973           | 65.1            |
| White Sands                         | Navy Active          | White Sands Msl Rge     | 43           | 222,993           | 0        | 0             | 0          | 0                | 85               | 85               | 69.4            |
| White Sands Missile Range           | Army Active          | Las Cruces              | 1,093        | 4,547,254         | 0        | 0             | 483        | 933,042          | 2,293,431        | 2,293,431        | 2,862.6         |
| * OTHER SITE(S) : 39                |                      |                         | 73           | 343,418           | 2        | 22,042        | 0          | 0                | 18,208           | 34,636           | 143.3           |
| <b>New Mexico Total:</b>            |                      |                         | <b>4,119</b> | <b>24,895,088</b> | <b>2</b> | <b>22,042</b> | <b>517</b> | <b>1,519,688</b> | <b>3,390,485</b> | <b>3,529,328</b> | <b>12,873.9</b> |
| <b><u>New York</u></b>              |                      |                         |              |                   |          |               |            |                  |                  |                  |                 |
| 4th MARDIV Brooklyn                 | Marine Corps Reserve | New York City           | 5            | 106,287           | 0        | 0             | 0          | 0                | 72               | 72               | 43.5            |
| Air Force Plant 59                  | Air Force Active     | Johnson City            | 4            | 637,238           | 0        | 0             | 0          | 0                | 29               | 32               | 183.1           |
| Fort Hamilton                       | Army Active          | New York City           | 51           | 826,489           | 0        | 0             | 29         | 483,261          | 178              | 178              | 459.7           |
| Francis S. Gabreski Airport         | Air Force Guard      | Westhampton Beach       | 33           | 361,639           | 0        | 0             | 0          | 0                | 0                | 89               | 167.3           |
| Hancock Field                       | Air Force Guard      | Syracuse                | 48           | 598,238           | 0        | 0             | 0          | 0                | 342              | 342              | 300.6           |
| Housing Ballston                    | Navy Active          | Saratoga Springs        | 0            | 0                 | 0        | 0             | 60         | 156,565          | 31               | 31               | 28.2            |
| MCRC Syracuse                       | Marine Corps Reserve | Syracuse                | 9            | 44,688            | 0        | 0             | 0          | 0                | 264              | 264              | 50.0            |
| Naval Support Unit Saratoga Springs | Navy Active          | Saratoga Springs        | 9            | 57,689            | 0        | 0             | 23         | 147,341          | 39               | 61               | 48.4            |

\* US Locations that do not meet criteria of at least ten (10) Acres AND at least \$10M PRV. US Territories and Non-US Locations that do not meet criteria of at least ten (10) Acres OR at least \$10M PRV.

**DEPARTMENT OF DEFENSE**  
**Base Structure Report - As of 30 Sept 2014**

| SITE                                    | COMPONENT              | NAME<br>NEAREST<br>CITY | BUILDINGS    |                   |           |                |              |                   | ACRES<br>OWNED | TOTAL<br>ACRES | PRV (\$M)       |
|---|------------------------|-------------------------|--------------|-------------------|-----------|----------------|--------------|-------------------|----------------|----------------|-----------------|
|   |                        |                         | OWNED        |                   | LEASED    |                | OTHER        |                   |                |                |                 |
|   |                        |                         | COUNT        | SQFT              | COUNT     | SQFT           | COUNT        | SQFT              |                |                |                 |
| NAVSUBASE New London<br>Mitchel Field   | Navy Active            | Hempstead               | 4            | 70,229            | 0         | 0              | 93           | 365,213           | 45             | 45             | 89.2            |
| NAVSUBASE New London<br>Mitchel Manor 1 | Navy Active            | Hempstead               | 0            | 0                 | 0         | 0              | 15           | 221,845           | 30             | 30             | 43.5            |
| NAVSUBASE New London<br>Mitchel Manor 2 | Navy Active            | East Meadow             | 0            | 0                 | 0         | 0              | 9            | 143,094           | 37             | 37             | 45.1            |
| Neads Unit, Rome                        | Air Force Guard        | Griffiss AFB            | 6            | 63,185            | 0         | 0              | 0            | 0                 | 43             | 43             | 26.2            |
| Newport Test Annex 2 Transmitter        | Air Force Active       | Newport                 | 5            | 14,327            | 0         | 0              | 0            | 0                 | 35             | 41             | 12.1            |
| NG Farmingdale TS OMS 18                | Army Guard             | Farmingdale             | 3            | 216,024           | 0         | 0              | 0            | 0                 | 13             | 13             | 52.5            |
| NG Rochester CSMS C                     | Army Guard             | Rochester               | 3            | 74,713            | 0         | 0              | 0            | 0                 | 10             | 10             | 22.4            |
| NG Youngstown TS                        | Army Guard             | Ransomville             | 50           | 75,646            | 0         | 0              | 0            | 0                 | 860            | 860            | 27.7            |
| Niagara Falls                           | Air Force<br>Reserve   | Niagara Falls           | 88           | 1,052,740         | 0         | 0              | 0            | 0                 | 545            | 982            | 462.8           |
| NOSC Rochester                          | Navy Reserve           | Rochester               | 2            | 53,138            | 1         | 1,095          | 0            | 0                 | 10             | 10             | 16.6            |
| NUWC Fishers Island                     | Navy Active            | Fishers Island          | 8            | 17,754            | 0         | 0              | 0            | 0                 | 72             | 72             | 13.9            |
| Plattsburg AFB                          | Air Force Active       | Plattsburgh             | 443          | 2,588,688         | 0         | 0              | 0            | 0                 | 3,694          | 3,694          | 1,031.2         |
| Rome Laboratory                         | Air Force Active       | Rome                    | 11           | 1,404,186         | 0         | 0              | 0            | 0                 | 102            | 106            | 471.3           |
| Schenectady MAP (ANG)                   | Air Force Guard        | Scotia                  | 37           | 426,303           | 0         | 0              | 0            | 0                 | 0              | 129            | 159.6           |
| Seneca Army Depot Activity              | Army Active            | Romulus                 | 0            | 0                 | 0         | 0              | 0            | 0                 | 1,381          | 1,381          | 0.1             |
| Stewart Annex                           | Army Active            | Holtsville              | 4            | 68,493            | 0         | 0              | 0            | 0                 | 10             | 10             | 31.7            |
| Stewart IAP                             | Air Force Guard        | Newburgh                | 44           | 812,591           | 0         | 0              | 1            | 33                | 0              | 308            | 398.3           |
| Verona Defense Fuel Support<br>Point    | Air Force Active       | Verona                  | 8            | 6,878             | 0         | 0              | 0            | 0                 | 35             | 35             | 35.5            |
| Verona Test Annex                       | Air Force Active       | Vernon                  | 19           | 62,139            | 0         | 0              | 0            | 0                 | 494            | 495            | 31.3            |
| Watervliet Arsenal                      | Army Active            | Troy                    | 72           | 2,167,465         | 0         | 0              | 0            | 0                 | 143            | 143            | 577.1           |
| West Point Mil Reservation              | Army Active            | West Point              | 501          | 7,440,739         | 1         | 19,054         | 511          | 2,401,929         | 16,068         | 16,068         | 3,915.6         |
| <b>* OTHER SITE(S) : 62</b>             |                        |                         | <b>1,412</b> | <b>14,233,060</b> | <b>14</b> | <b>167,466</b> | <b>1,668</b> | <b>7,266,321</b>  | <b>868</b>     | <b>899</b>     | <b>6,079.6</b>  |
| <b>New York Total:</b>                  |                        |                         | <b>2,879</b> | <b>33,480,567</b> | <b>16</b> | <b>187,615</b> | <b>2,409</b> | <b>11,185,602</b> | <b>25,451</b>  | <b>26,480</b>  | <b>14,824.4</b> |
| <b><u>North Carolina</u></b>            |                        |                         |              |                   |           |                |              |                   |                |                |                 |
| ALF Bogue                               | Marine Corps<br>Active | Bogue                   | 19           | 44,891            | 0         | 0              | 0            | 0                 | 837            | 887            | 34.6            |
| Camp Mackall                            | Army Active            | Hoffman                 | 62           | 284,865           | 0         | 0              | 0            | 0                 | 7,917          | 63,197         | 149.6           |
| Charlotte/Douglas IAP                   | Air Force Guard        | Charlotte               | 32           | 380,684           | 0         | 0              | 0            | 0                 | 0              | 103            | 107.9           |
| Dare County Range                       | Air Force Active       | Stumpy Point            | 13           | 10,620            | 0         | 0              | 0            | 0                 | 46,595         | 46,604         | 17.4            |
| Fort Bragg                              | Army Active            | Fort Bragg              | 2,235        | 30,589,505        | 0         | 0              | 3,398        | 13,301,433        | 153,079        | 153,081        | 12,108.9        |

\* US Locations that do not meet criteria of at least ten (10) Acres AND at least \$10M PRV. US Territories and Non-US Locations that do not meet criteria of at least ten (10) Acres OR at least \$10M PRV.

**DEPARTMENT OF DEFENSE**  
**Base Structure Report - As of 30 Sept 2014**

| SITE                           | COMPONENT              | NAME<br>NEAREST<br>CITY | BUILDINGS    |                   |           |                |              |                   | ACRES<br>OWNED | TOTAL<br>ACRES | PRV (\$M)       |
|--------------------------------|------------------------|-------------------------|--------------|-------------------|-----------|----------------|--------------|-------------------|----------------|----------------|-----------------|
|                                |                        |                         | OWNED        |                   | LEASED    |                | OTHER        |                   |                |                |                 |
|                                |                        |                         | COUNT        | SQFT              | COUNT     | SQFT           | COUNT        | SQFT              |                |                |                 |
| Fort Fisher Recreation Site    | Air Force Active       | Kure Beach              | 54           | 127,936           | 0         | 0              | 0            | 0                 | 40             | 40             | 30.3            |
| Greater Sandy Run Area Site    | Marine Corps<br>Active | Camp Lejeune            | 32           | 59,941            | 0         | 0              | 1            | 282               | 40,126         | 40,940         | 204.6           |
| Harvey Point NC                | Navy Active            | Hertford                | 21           | 40,593            | 0         | 0              | 0            | 0                 | 1,675          | 1,791          | 44.7            |
| Housing/Heritage Village       | Army Active            | Raeford                 | 0            | 0                 | 0         | 0              | 0            | 0                 | 0              | 70             | 0.0             |
| MCAS Cherry Point              | Marine Corps<br>Active | Cherry Point            | 498          | 7,925,348         | 0         | 0              | 1,054        | 2,722,235         | 13,045         | 15,194         | 3,491.6         |
| MCB Camp Lejeune               | Marine Corps<br>Active | Camp Lejeune            | 1,383        | 17,255,486        | 49        | 73,047         | 1,713        | 4,179,495         | 82,984         | 88,990         | 6,713.7         |
| MCB Camp Lejeune Midway Park   | Marine Corps<br>Active | Camp Lejeune            | 22           | 101,604           | 0         | 0              | 343          | 1,350,816         | 0              | 310            | 266.3           |
| MCB Camp Lejeune Oak Grove     | Marine Corps<br>Active | Pollocksville           | 2            | 4,825             | 0         | 0              | 0            | 0                 | 976            | 976            | 131.9           |
| MCB Camp Lejeune West Site     | Marine Corps<br>Active | Camp Lejeune            | 682          | 5,940,223         | 13        | 31,290         | 367          | 601,164           | 2,773          | 2,785          | 2,158.4         |
| Military Ocean Tml Sunny Point | Army Active            | Southport               | 101          | 261,674           | 0         | 0              | 0            | 0                 | 16,318         | 16,318         | 693.2           |
| NOSC Greensboro NC             | Navy Reserve           | Greensboro              | 5            | 70,122            | 0         | 0              | 0            | 0                 | 10             | 10             | 16.8            |
| OLF Atlantic                   | Marine Corps<br>Active | Bogue                   | 8            | 19,105            | 0         | 0              | 0            | 0                 | 1,479          | 1,483          | 60.6            |
| Point Of Marsh Target          | Marine Corps<br>Active | Atlantic                | 8            | 21,066            | 0         | 0              | 0            | 0                 | 12,460         | 12,460         | 17.3            |
| Seymour Johnson AFB            | Air Force Active       | Seymour Johnson AFB     | 326          | 3,106,742         | 0         | 0              | 0            | 0                 | 3,232          | 4,118          | 1,154.7         |
| Stanly County Airport          | Air Force Guard        | New London              | 36           | 139,319           | 0         | 0              | 0            | 0                 | 0              | 114            | 125.4           |
| * OTHER SITE(S) : 66           |                        |                         | 344          | 2,932,350         | 7         | 18,988         | 754          | 3,987,362         | 267            | 19,779         | 1,442.4         |
| <b>North Carolina Total:</b>   |                        |                         | <b>5,883</b> | <b>69,316,899</b> | <b>69</b> | <b>123,325</b> | <b>7,630</b> | <b>26,142,787</b> | <b>383,814</b> | <b>469,251</b> | <b>28,970.3</b> |

**North Dakota**

|                               |                  |                 |     |           |    |         |     |           |       |       |         |
|-------------------------------|------------------|-----------------|-----|-----------|----|---------|-----|-----------|-------|-------|---------|
| Cavalier AS                   | Air Force Active | Mountain        | 32  | 410,951   | 0  | 0       | 1   | 384       | 278   | 295   | 157.2   |
| Defense Fuel Support Point    | Air Force Active | Grand Forks     | 4   | 7,129     | 0  | 0       | 0   | 0         | 11    | 28    | 69.1    |
| Grand Forks AFB               | Air Force Active | Grand Forks AFB | 169 | 2,720,144 | 0  | 0       | 433 | 1,907,117 | 4,830 | 5,420 | 1,547.4 |
| Hector IAP                    | Air Force Guard  | Fargo           | 0   | 0         | 37 | 464,399 | 0   | 0         | 0     | 256   | 175.4   |
| Mickelsen Stanley R SFG MSR   | Army Reserve     | Nekoma          | 0   | 0         | 0  | 0       | 0   | 0         | 631   | 631   | 0.0     |
| Mickelsen Stanley R SFG RSL 1 | Army Reserve     | Hampden         | 0   | 0         | 0  | 0       | 0   | 0         | 315   | 315   | 0.0     |
| Mickelsen Stanley R SFG RSL 3 | Army Reserve     | Nekoma          | 0   | 0         | 0  | 0       | 0   | 0         | 333   | 333   | 0.0     |
| Mickelsen Stanley R SFG RSL 4 | Army Reserve     | Fairdale        | 0   | 0         | 0  | 0       | 0   | 0         | 318   | 318   | 0.0     |
| Minot AFB                     | Air Force Active | Minot AFB       | 282 | 3,824,825 | 0  | 0       | 0   | 0         | 4,965 | 5,616 | 1,709.5 |
| NG Grand Forks Armory         | Army Guard       | Grand Forks     | 1   | 90,659    | 0  | 0       | 0   | 0         | 0     | 11    | 21.5    |

\* US Locations that do not meet criteria of at least ten (10) Acres AND at least \$10M PRV. US Territories and Non-US Locations that do not meet criteria of at least ten (10) Acres OR at least \$10M PRV.



**DEPARTMENT OF DEFENSE**  
**Base Structure Report - As of 30 Sept 2014**

| SITE   | COMPONENT            | NAME<br>NEAREST<br>CITY | BUILDINGS  |                  |           |                |            |                  | ACRES<br>OWNED | TOTAL<br>ACRES | PRV (\$M)      |
|--|----------------------|-------------------------|------------|------------------|-----------|----------------|------------|------------------|----------------|----------------|----------------|
|  |                      |                         | OWNED      |                  | LEASED    |                | OTHER      |                  |                |                |                |
|  |                      |                         | COUNT      | SQFT             | COUNT     | SQFT           | COUNT      | SQFT             |                |                |                |
| NG Minot MD  | Army Guard           | Minot                   | 1          | 121,697          | 0         | 0              | 0          | 0                | 0              | 22             | 33.4           |
| * OTHER SITE(S) : 179                                    |                      |                         | 382        | 302,766          | 5         | 30,262         | 0          | 0                | 3,599          | 21,409         | 1,203.1        |
| <b>North Dakota Total:</b>                               |                      |                         | <b>871</b> | <b>7,478,171</b> | <b>42</b> | <b>494,661</b> | <b>434</b> | <b>1,907,501</b> | <b>15,280</b>  | <b>34,654</b>  | <b>4,916.5</b> |
| <b><u>Northern Mariana Islands</u></b>                   |                      |                         |            |                  |           |                |            |                  |                |                |                |
| 9th RRC - Saipan   | Army Reserve         | Unknown                 | 5          | 15,706           | 0         | 0              | 2          | 280              | 0              | 0              | 18.3           |
| AMERICAN MEMORIAL PARK                                   | Navy Active          | Saipan, Mariana Isl     | 0          | 0                | 0         | 0              | 0          | 0                | 0              | 133            | 0.0            |
| Farrallon De Medinilla                                   | Navy Active          | Saipan, Mariana Isl     | 0          | 0                | 0         | 0              | 0          | 0                | 0              | 206            | 0.0            |
| NAVBASE Guam Tinian                                      | Navy Active          | Tinian, Mariana Isl     | 0          | 0                | 0         | 0              | 0          | 0                | 0              | 15,347         | 0.2            |
| <b>Northern Mariana Islands Total:</b>                   |                      |                         | <b>5</b>   | <b>15,706</b>    | <b>0</b>  | <b>0</b>       | <b>2</b>   | <b>280</b>       | <b>0</b>       | <b>15,686</b>  | <b>18.5</b>    |
| <b><u>Ohio</u></b>                                       |                      |                         |            |                  |           |                |            |                  |                |                |                |
| Blue Ash ANGS  | Air Force Guard      | Blue Ash                | 15         | 51,903           | 0         | 0              | 0          | 0                | 0              | 12             | 14.9           |
| Bratenahl  | Navy Active          | Cleveland               | 11         | 77,147           | 0         | 0              | 0          | 0                | 27             | 31             | 23.9           |
| Camp Perry (ANG)   | Air Force Guard      | Port Clinton            | 14         | 79,957           | 1         | 12,545         | 0          | 0                | 0              | 59             | 37.2           |
| Defense Supply Center Columbus                           | Army Active          | Columbus                | 67         | 3,852,639        | 0         | 0              | 0          | 0                | 489            | 489            | 853.6          |
| Mansfield Lahm MAP                                       | Air Force Guard      | Mansfield               | 28         | 292,218          | 0         | 0              | 0          | 0                | 0              | 290            | 147.3          |
| Mansfield MD   | Army Guard           | Mansfield               | 4          | 84,920           | 0         | 0              | 0          | 0                | 24             | 24             | 21.6           |
| NG Camp Sherman TS                                       | Army Guard           | Chillicothe             | 11         | 61,439           | 0         | 0              | 0          | 0                | 463            | 463            | 19.4           |
| NG Defense Supply Center<br>Columbus ARNG Support Center | Army Guard           | Columbus                | 4          | 218,217          | 0         | 0              | 0          | 0                | 40             | 40             | 52.1           |
| NG McConnelsville TS                                     | Army Guard           | McConnelsville          | 13         | 187,448          | 0         | 0              | 0          | 0                | 444            | 444            | 41.0           |
| NG Rickenbacker (MTA)                                    | Army Guard           | Columbus                | 29         | 334,669          | 0         | 0              | 0          | 0                | 124            | 124            | 100.8          |
| NOSC Columbus  | Navy Reserve         | Columbus                | 8          | 136,503          | 0         | 0              | 0          | 0                | 24             | 42             | 33.7           |
| NOSC Toledo  | Navy Reserve         | Toledo                  | 3          | 53,341           | 0         | 0              | 0          | 0                | 14             | 14             | 16.2           |
| Ravenna AAP  | Army Active          | Ravenna                 | 0          | 0                | 0         | 0              | 0          | 0                | 1,280          | 1,280          | 0.0            |
| Ravenna Training and Log Site                            | Army Guard           | Newton Falls            | 917        | 3,138,124        | 0         | 0              | 0          | 0                | 21,420         | 21,420         | 870.6          |
| Rickenbacker IAP (ANG)                                   | Air Force Guard      | Columbus                | 23         | 479,591          | 0         | 0              | 0          | 0                | 1,019          | 1,025          | 269.3          |
| Springfield Beckley MAP                                  | Air Force Guard      | Springfield             | 38         | 399,691          | 0         | 0              | 0          | 0                | 0              | 180            | 128.7          |
| Toledo/Exp Airport                                       | Air Force Guard      | Swanton                 | 45         | 374,645          | 0         | 0              | 0          | 0                | 0              | 135            | 125.5          |
| US Army Joint Sys Mfg Ctr Lima                           | Army Active          | Lima                    | 44         | 1,624,117        | 0         | 0              | 0          | 0                | 369            | 369            | 355.4          |
| Wright-Patt Site 2                                       | Air Force Active     | Wright-Patterson AFB    | 203        | 8,900,446        | 0         | 0              | 0          | 0                | 2,366          | 2,366          | 3,541.8        |
| Wright-Patterson AFB                                     | Air Force Active     | Wright-Patterson AFB    | 386        | 7,639,526        | 0         | 0              | 0          | 0                | 5,314          | 5,823          | 3,008.0        |
| Youngstown Joint ARS                                     | Air Force<br>Reserve | Vienna                  | 70         | 734,495          | 0         | 0              | 0          | 0                | 230            | 659            | 260.5          |

\* US Locations that do not meet criteria of at least ten (10) Acres AND at least \$10M PRV. US Territories and Non-US Locations that do not meet criteria of at least ten (10) Acres OR at least \$10M PRV.

**DEPARTMENT OF DEFENSE**  
**Base Structure Report - As of 30 Sept 2014**

| SITE   | COMPONENT        | NAME<br>NEAREST<br>CITY | BUILDINGS    |                   |           |                  |            |                  | ACRES<br>OWNED | TOTAL<br>ACRES | PRV (\$M)       |
|--|------------------|-------------------------|--------------|-------------------|-----------|------------------|------------|------------------|----------------|----------------|-----------------|
|  |                  |                         | OWNED        |                   | LEASED    |                  | OTHER      |                  |                |                |                 |
|  |                  |                         | COUNT        | SQFT              | COUNT     | SQFT             | COUNT      | SQFT             |                |                |                 |
| * OTHER SITE(S) : 41                             |                  |                         | 90           | 1,542,391         | 10        | 98,787           | 0          | 0                | 39             | 447            | 504.0           |
| <b>Ohio Total:</b>                               |                  |                         | <b>2,023</b> | <b>30,263,426</b> | <b>11</b> | <b>111,332</b>   | <b>0</b>   | <b>0</b>         | <b>33,686</b>  | <b>35,735</b>  | <b>10,425.6</b> |
| <b>Oklahoma</b>                                  |                  |                         |              |                   |           |                  |            |                  |                |                |                 |
| Altus AFB  | Air Force Active | Jackson                 | 163          | 2,618,714         | 0         | 0                | 0          | 0                | 2,424          | 6,830          | 1,206.8         |
| Camp Gruber                                      | Army Guard       | Braggs                  | 171          | 449,477           | 0         | 0                | 0          | 0                | 33,027         | 33,027         | 241.2           |
| Fort Sill  | Army Active      | Fort Sill               | 1,001        | 11,903,411        | 2         | 78,138           | 858        | 3,072,915        | 93,839         | 93,841         | 3,856.8         |
| Kegelman Air Force Auxiliary Field               | Air Force Active | Jet                     | 7            | 11,093            | 0         | 0                | 0          | 0                | 1,066          | 1,284          | 39.0            |
| McAlester AAP                                    | Army Active      | McAlester               | 2,205        | 9,806,326         | 0         | 0                | 0          | 0                | 44,962         | 44,968         | 2,541.7         |
| NG Regional Trng Inst                            | Army Guard       | Oklahoma City           | 10           | 179,642           | 0         | 0                | 0          | 0                | 33             | 33             | 39.6            |
| Tinker Aerospace Complex                         | Air Force Active | Oklahoma City           | 1            | 334               | 12        | 3,949,493        | 1          | 1                | 0              | 407            | 1,108.5         |
| Tinker AFB                                       | Air Force Active | Oklahoma City           | 412          | 14,608,584        | 0         | 0                | 0          | 0                | 3,945          | 4,842          | 4,705.5         |
| TINKER AFB SITE #3                               | Air Force Active | Oklahoma City           | 8            | 144,471           | 0         | 0                | 0          | 0                | 26             | 26             | 41.4            |
| Tinker Support Annex                             | Air Force Active | Oklahoma City           | 22           | 154,644           | 0         | 0                | 0          | 0                | 89             | 133            | 51.2            |
| Tulsa IAP  | Air Force Guard  | Tulsa                   | 44           | 366,907           | 0         | 0                | 0          | 0                | 0              | 100            | 108.1           |
| Vance AFB  | Air Force Active | Enid                    | 126          | 1,481,042         | 0         | 0                | 0          | 0                | 2,123          | 3,740          | 658.8           |
| Will Rogers World Airport                        | Air Force Guard  | Oklahoma City           | 38           | 366,635           | 0         | 0                | 1          | 128              | 0              | 133            | 148.7           |
| * OTHER SITE(S) : 34                             |                  |                         | 33           | 194,238           | 21        | 114,796          | 0          | 0                | 976            | 995            | 89.7            |
| <b>Oklahoma Total:</b>                           |                  |                         | <b>4,241</b> | <b>42,285,518</b> | <b>35</b> | <b>4,142,427</b> | <b>860</b> | <b>3,073,044</b> | <b>182,510</b> | <b>190,359</b> | <b>14,837.1</b> |
| <b>Oregon</b>                                    |                  |                         |              |                   |           |                  |            |                  |                |                |                 |
| Klamath Falls Airport-Kingsley Field (ANG)       | Air Force Guard  | Kingsley Field          | 31           | 256,261           | 0         | 0                | 0          | 0                | 34             | 1,022          | 128.7           |
| Naval Weapons Systems Training Facility Boardman | Navy Active      | Boardman                | 4            | 8,248             | 0         | 0                | 0          | 0                | 19,223         | 62,871         | 27.4            |
| NG Bend Cotef                                    | Army Guard       | Bend                    | 1            | 73,694            | 0         | 0                | 0          | 0                | 160            | 160            | 23.2            |
| NG Biak Training Center                          | Army Guard       | Powell Butte            | 3            | 33,580            | 0         | 0                | 11         | 29,116           | 76             | 44,121         | 32.1            |
| NG Camp Adair Corvallis                          | Army Guard       | Corvallis               | 10           | 17,438            | 0         | 0                | 0          | 0                | 527            | 527            | 16.6            |
| NOSC Portland                                    | Navy Active      | Portland                | 8            | 74,018            | 0         | 0                | 0          | 0                | 14             | 14             | 27.0            |
| Portland IAP                                     | Air Force Guard  | Portland                | 63           | 721,290           | 0         | 0                | 0          | 0                | 0              | 246            | 296.2           |
| Umatilla Chem Depot                              | Army Active      | Hermiston               | 1,223        | 3,518,374         | 0         | 0                | 0          | 0                | 11,449         | 19,729         | 1,192.2         |
| * OTHER SITE(S) : 19                             |                  |                         | 45           | 314,330           | 2         | 23,669           | 1          | 9,470            | 6              | 2,565          | 118.0           |
| <b>Oregon Total:</b>                             |                  |                         | <b>1,388</b> | <b>5,017,233</b>  | <b>2</b>  | <b>23,669</b>    | <b>12</b>  | <b>38,586</b>    | <b>31,489</b>  | <b>131,255</b> | <b>1,861.3</b>  |
| <b>Pennsylvania</b>                              |                  |                         |              |                   |           |                  |            |                  |                |                |                 |

\* US Locations that do not meet criteria of at least ten (10) Acres AND at least \$10M PRV. US Territories and Non-US Locations that do not meet criteria of at least ten (10) Acres OR at least \$10M PRV.

**DEPARTMENT OF DEFENSE**  
**Base Structure Report - As of 30 Sept 2014**

| SITE  | COMPONENT         | NAME<br>NEAREST<br>CITY | BUILDINGS    |                   |           |                  |           |                | ACRES<br>OWNED | TOTAL<br>ACRES | PRV (\$M)       |
|---|-------------------|-------------------------|--------------|-------------------|-----------|------------------|-----------|----------------|----------------|----------------|-----------------|
|   |                   |                         | OWNED        |                   | LEASED    |                  | OTHER     |                |                |                |                 |
|   |                   |                         | COUNT        | SQFT              | COUNT     | SQFT             | COUNT     | SQFT           |                |                |                 |
| Carlisle Barracks                             | Army Active       | Carlisle                | 97           | 1,108,348         | 0         | 0                | 64        | 306,947        | 70             | 70             | 607.5           |
| Defense Distrib Depot Susq                    | Army Active       | New Cumberland          | 136          | 7,685,141         | 0         | 0                | 0         | 0              | 848            | 848            | 1,688.6         |
| Fort Indiantown Gap                           | Army Guard        | Annville                | 688          | 3,602,404         | 0         | 0                | 2         | 14,622         | 17,222         | 17,222         | 1,273.9         |
| Fort Indiantown Gap AGS                       | Air Force Guard   | Annville                | 28           | 150,826           | 0         | 0                | 1         | 6,881          | 0              | 62             | 45.2            |
| Harrisburg IAP (ANG)                          | Air Force Guard   | Middletown              | 39           | 322,048           | 1         | 15,077           | 0         | 0              | 0              | 42             | 104.1           |
| Letterkenny Army Depot                        | Army Active       | Chambersburg            | 1,330        | 5,554,354         | 16        | 1,023,459        | 1         | 3,740          | 18,660         | 18,668         | 1,778.2         |
| NAS JRB Willow Grove                          | Navy Active       | Willow Grove            | 94           | 983,812           | 0         | 0                | 0         | 0              | 790            | 873            | 460.1           |
| NG Fort Mifflin                               | Army Guard        | Philadelphia            | 10           | 60,685            | 0         | 0                | 0         | 0              | 14             | 14             | 13.1            |
| NOSC Mc Lehigh Valley                         | Navy Reserve      | Bethlehem               | 7            | 65,212            | 0         | 0                | 0         | 0              | 19             | 19             | 18.2            |
| NOSC Pittsburgh                               | Navy Reserve      | Pittsburgh              | 4            | 66,135            | 0         | 0                | 0         | 0              | 13             | 13             | 19.7            |
| NSA Mechanicsburg                             | Navy Active       | Mechanicsburg           | 107          | 8,620,113         | 2         | 1,400            | 1         | 38,911         | 818            | 819            | 1,688.7         |
| NSA Mechanicsburg Det Philadelphia            | Navy Active       | Philadelphia            | 28           | 2,227,461         | 0         | 0                | 0         | 0              | 134            | 134            | 765.8           |
| NSA Mechanicsburg Det Philadelphia Annex PNBC | Navy Active       | Philadelphia            | 48           | 2,278,636         | 0         | 0                | 0         | 0              | 262            | 262            | 1,209.1         |
| Pittsburgh IAP (ANG)                          | Air Force Guard   | Coraopolis              | 37           | 415,822           | 0         | 0                | 0         | 0              | 0              | 179            | 173.2           |
| Pittsburgh IAP (ARS)                          | Air Force Reserve | Coraopolis              | 58           | 546,742           | 0         | 0                | 0         | 0              | 12             | 180            | 194.1           |
| Scranton AAP                                  | Army Active       | Scranton                | 8            | 386,634           | 0         | 0                | 0         | 0              | 15             | 15             | 148.1           |
| Tobyhanna Army Depot                          | Army Active       | Tobyhanna               | 158          | 4,643,456         | 0         | 0                | 0         | 0              | 1,296          | 1,296          | 1,115.1         |
| Willow Grove JRB                              | Air Force Guard   | Horsham                 | 74           | 934,158           | 0         | 0                | 2         | 1,644          | 207            | 207            | 346.9           |
| <b>* OTHER SITE(S) : 98</b>                   |                   |                         | <b>395</b>   | <b>3,741,417</b>  | <b>21</b> | <b>378,806</b>   | <b>0</b>  | <b>0</b>       | <b>900</b>     | <b>1,092</b>   | <b>1,252.5</b>  |
| <b>Pennsylvania Total:</b>                    |                   |                         | <b>3,346</b> | <b>43,393,405</b> | <b>40</b> | <b>1,418,742</b> | <b>71</b> | <b>372,745</b> | <b>41,281</b>  | <b>42,016</b>  | <b>12,902.0</b> |

**Puerto Rico**

|                                       |                  |               |     |           |   |   |   |        |     |     |       |
|---------------------------------------|------------------|---------------|-----|-----------|---|---|---|--------|-----|-----|-------|
| AMSA 161 (G)                          | Army Reserve     | Unknown       | 3   | 45,710    | 0 | 0 | 0 | 0      | 0   | 0   | 14.3  |
| Cabeza De Perro                       | Navy Active      | Ceiba         | 0   | 0         | 0 | 0 | 0 | 0      | 29  | 29  | 0.0   |
| Cpt E.Rubio Jr./Puerto Nuevo          | Army Reserve     | Puerto Nuevo  | 8   | 88,729    | 0 | 0 | 0 | 0      | 0   | 0   | 22.9  |
| Fort Allen                            | Navy Active      | Juana Diaz    | 2   | 8,067     | 0 | 0 | 0 | 0      | 0   | 117 | 2.8   |
| Fort Buchanan                         | Army Reserve     | Guaynabo      | 302 | 1,733,764 | 0 | 0 | 7 | 80,017 | 0   | 0   | 460.4 |
| Isabela N00207-AB                     | Air Force Active | Isabela       | 8   | 36,413    | 0 | 0 | 0 | 0      | 413 | 413 | 19.7  |
| Low Frequency Transmitter Site Aguada | Navy Active      | Aguada        | 3   | 13,027    | 0 | 0 | 0 | 0      | 388 | 388 | 10.0  |
| LTC H.G. Pesquera/Fort Allen          | Army Reserve     | Fort Buchanan | 6   | 109,916   | 0 | 0 | 0 | 0      | 0   | 0   | 30.9  |
| Luis Munoz Marin IAP                  | Air Force Guard  | Carolina      | 40  | 352,149   | 0 | 0 | 0 | 0      | 0   | 95  | 160.3 |
| Mount Pirata                          | Navy Active      | Vieques       | 1   | 330       | 0 | 0 | 0 | 0      | 59  | 59  | 1.9   |

\* US Locations that do not meet criteria of at least ten (10) Acres AND at least \$10M PRV. US Territories and Non-US Locations that do not meet criteria of at least ten (10) Acres OR at least \$10M PRV.

**DEPARTMENT OF DEFENSE**  
**Base Structure Report - As of 30 Sept 2014**

| SITE  | COMPONENT        | NAME<br>NEAREST<br>CITY        | BUILDINGS    |                  |          |               |          |                | ACRES<br>OWNED | TOTAL<br>ACRES | PRV (\$M)      |
|---|------------------|--------------------------------|--------------|------------------|----------|---------------|----------|----------------|----------------|----------------|----------------|
|   |                  |                                | OWNED        |                  | LEASED   |               | OTHER    |                |                |                |                |
|   |                  |                                | COUNT        | SQFT             | COUNT    | SQFT          | COUNT    | SQFT           |                |                |                |
| MTA Camp Santiago Rq                        | Army Guard       | Salinas                        | 315          | 852,701          | 0        | 0             | 1        | 800            | 11,930         | 11,930         | 319.8          |
| Naval Activity Puerto Rico                  | Navy Active      | Roosevelt                      | 1,246        | 4,939,765        | 0        | 0             | 1        | 52,255         | 8,193          | 8,239          | 1,970.8        |
| NG Fort Allen                               | Army Guard       | Juana Diaz                     | 111          | 444,173          | 0        | 0             | 0        | 0              | 776            | 776            | 139.8          |
| NSGA Sabana Seca                            | Navy Active      | Sabana Seca                    | 169          | 456,796          | 0        | 0             | 0        | 0              | 2,778          | 2,927          | 221.0          |
| Pico Del Este - AFWTF                       | Navy Active      | Naguabo                        | 9            | 20,063           | 0        | 0             | 0        | 0              | 0              | 51             | 14.9           |
| Pineros Island                              | Navy Active      | Ceiba                          | 0            | 0                | 0        | 0             | 0        | 0              | 325            | 325            | 0.0            |
| Punta Borinquen Radar Site                  | Air Force Guard  | Aguadilla                      | 10           | 53,031           | 0        | 0             | 0        | 0              | 6              | 6              | 19.1           |
| Punta Salinas Radar Site                    | Air Force Guard  | Toa Baja                       | 17           | 47,963           | 0        | 0             | 0        | 0              | 30             | 30             | 19.2           |
| Ramey AF Solar Observatory<br>Research Site | Air Force Active | Aguadilla                      | 7            | 6,236            | 0        | 0             | 0        | 0              | 74             | 81             | 2.5            |
| Ramey USARC/Aquadilla                       | Army Reserve     | Aguadilla                      | 7            | 170,196          | 0        | 0             | 0        | 0              | 5              | 5              | 15.6           |
| Roosevelt Rds Nav Sta USARC                 | Army Reserve     | Roosevelt Ros Naval<br>Station | 6            | 100,052          | 0        | 0             | 0        | 0              | 0              | 0              | 24.4           |
| Salinas N00207-JA                           | Air Force Active | Salinas                        | 2            | 6,567            | 0        | 0             | 0        | 0              | 249            | 249            | 4.8            |
| Vieques West                                | Navy Active      | Vieques                        | 2            | 8,031            | 0        | 0             | 0        | 0              | 373            | 386            | 3.6            |
| Vieques West                                | Navy Active      | Vieques                        | 0            | 0                | 0        | 0             | 0        | 0              | 62             | 62             | 0.0            |
| * OTHER SITE(S) : 13                        |                  |                                | 33           | 134,001          | 6        | 54,001        | 0        | 0              | 0              | 0              | 52.8           |
| <b>Puerto Rico Total:</b>                   |                  |                                | <b>2,307</b> | <b>9,627,680</b> | <b>6</b> | <b>54,001</b> | <b>9</b> | <b>133,072</b> | <b>25,693</b>  | <b>26,172</b>  | <b>3,531.5</b> |
| <b>Rhode Island</b>                         |                  |                                |              |                  |          |               |          |                |                |                |                |
| CSO Davisville CBC                          | Navy Active      | Davisville                     | 2            | 13,117           | 0        | 0             | 0        | 0              | 163            | 163            | 1.6            |
| Fort Adams                                  | Navy Active      | Newport                        | 20           | 97,544           | 0        | 0             | 0        | 0              | 24             | 24             | 27.9           |
| Gould Island                                | Navy Active      | Jamestown                      | 1            | 28,155           | 0        | 0             | 0        | 0              | 13             | 13             | 35.8           |
| NG Camp Fogarty TS                          | Army Guard       | East Greenwich                 | 37           | 289,093          | 0        | 0             | 0        | 0              | 374            | 374            | 108.2          |
| NG N Smithfield                             | Army Guard       | Slatersville                   | 8            | 32,209           | 0        | 0             | 0        | 0              | 24             | 24             | 11.0           |
| North Smithfield ANGS                       | Air Force Guard  | Slatersville                   | 8            | 62,919           | 0        | 0             | 0        | 0              | 24             | 34             | 21.1           |
| NS Newport                                  | Navy Active      | Newport                        | 280          | 5,740,968        | 0        | 0             | 2        | 177            | 1,327          | 1,329          | 2,761.1        |
| NS Newport Melville                         | Navy Active      | Portsmouth                     | 35           | 84,144           | 0        | 0             | 0        | 0              | 18             | 18             | 114.0          |
| Quonset State Airport                       | Air Force Guard  | North Kingstown                | 31           | 429,237          | 0        | 0             | 1        | 1,762          | 0              | 106            | 180.5          |
| * OTHER SITE(S) : 16                        |                  |                                | 568          | 2,465,705        | 3        | 4,716         | 1        | 100            | 24             | 64             | 625.1          |
| <b>Rhode Island Total:</b>                  |                  |                                | <b>990</b>   | <b>9,243,091</b> | <b>3</b> | <b>4,716</b>  | <b>4</b> | <b>2,039</b>   | <b>1,991</b>   | <b>2,149</b>   | <b>3,886.3</b> |
| <b>South Carolina</b>                       |                  |                                |              |                  |          |               |          |                |                |                |                |
| Charleston AFB                              | Air Force Active | Charleston                     | 237          | 3,366,281        | 0        | 0             | 0        | 0              | 3,118          | 3,877          | 1,247.9        |

\* US Locations that do not meet criteria of at least ten (10) Acres AND at least \$10M PRV. US Territories and Non-US Locations that do not meet criteria of at least ten (10) Acres OR at least \$10M PRV.

**DEPARTMENT OF DEFENSE**  
**Base Structure Report - As of 30 Sept 2014**

| SITE                                  | COMPONENT           | NAME<br>NEAREST<br>CITY | BUILDINGS    |                   |          |                |              |                  | ACRES<br>OWNED | TOTAL<br>ACRES | PRV (\$M)       |
|---------------------------------------|---------------------|-------------------------|--------------|-------------------|----------|----------------|--------------|------------------|----------------|----------------|-----------------|
|                                       |                     |                         | OWNED        |                   | LEASED   |                | OTHER        |                  |                |                |                 |
|                                       |                     |                         | COUNT        | SQFT              | COUNT    | SQFT           | COUNT        | SQFT             |                |                |                 |
| Charleston Defense Fuel Support Point | Air Force Active    | Charleston              | 7            | 5,223             | 0        | 0              | 0            | 0                | 44             | 56             | 114.3           |
| Fort Jackson                          | Army Active         | Columbia                | 972          | 9,928,509         | 1        | 11,224         | 237          | 673,135          | 52,301         | 52,301         | 2,647.1         |
| Hunley Park Military FH               | Air Force Active    | Charleston              | 5            | 17,401            | 0        | 0              | 0            | 0                | 271            | 271            | 15.2            |
| MCAS Beaufort                         | Marine Corps Active | Beaufort                | 280          | 2,598,241         | 0        | 0              | 290          | 540,679          | 5,691          | 6,336          | 1,298.2         |
| MCAS Beaufort LB Housing              | Marine Corps Active | Laurel Bay              | 22           | 236,882           | 0        | 0              | 1,105        | 1,502,269        | 950            | 950            | 343.4           |
| McEntire Joint NGB                    | Air Force Guard     | Columbia                | 81           | 724,162           | 0        | 0              | 0            | 0                | 2,344          | 2,473          | 260.5           |
| MCRD Beaufort Parris Island           | Marine Corps Active | Parris Island           | 322          | 4,134,877         | 0        | 0              | 196          | 530,012          | 8,047          | 8,080          | 1,359.7         |
| NAVHOSP Beaufort                      | Navy Active         | Beaufort                | 21           | 432,412           | 0        | 0              | 33           | 90,213           | 126            | 127            | 235.9           |
| NG MTA Clarks Hill Reservation        | Army Guard          | Plum Branch             | 32           | 41,006            | 0        | 0              | 0            | 0                | 871            | 871            | 16.5            |
| North Air Force Auxiliary Field       | Air Force Active    | North                   | 6            | 33,195            | 0        | 0              | 0            | 0                | 2,279          | 2,393          | 75.7            |
| NWS Charleston                        | Air Force Active    | Goose Creek             | 591          | 4,840,118         | 0        | 0              | 5            | 29,852           | 15,446         | 16,729         | 1,806.5         |
| NWS Charleston North Yard             | Air Force Active    | North Charleston        | 11           | 278,808           | 0        | 0              | 0            | 0                | 21             | 21             | 91.6            |
| NWS Charleston Short Stay             | Air Force Active    | Moncks Corner           | 42           | 58,091            | 0        | 0              | 1            | 345              | 0              | 57             | 11.4            |
| Shaw AFB                              | Air Force Active    | Shaw AFB                | 290          | 3,453,790         | 0        | 0              | 0            | 0                | 3,377          | 3,476          | 1,290.4         |
| <b>* OTHER SITE(S) : 40</b>           |                     |                         | 110          | 693,543           | 3        | 267,409        | 2            | 29,989           | 12,596         | 13,941         | 230.9           |
| <b>South Carolina Total:</b>          |                     |                         | <b>3,029</b> | <b>30,842,540</b> | <b>4</b> | <b>278,633</b> | <b>1,869</b> | <b>3,396,494</b> | <b>107,482</b> | <b>111,960</b> | <b>11,045.4</b> |
| <b><u>South Dakota</u></b>            |                     |                         |              |                   |          |                |              |                  |                |                |                 |
| Ellsworth AFB Site 1                  | Air Force Active    | Ellsworth AFB           | 363          | 4,091,654         | 0        | 0              | 1            | 14,941           | 4,693          | 5,328          | 1,640.0         |
| Ellsworth AFB Site 2                  | Air Force Active    | Box Elder               | 111          | 664,909           | 0        | 0              | 0            | 0                | 663            | 851            | 353.5           |
| Joe Foss Field                        | Air Force Guard     | Sioux Falls             | 37           | 457,748           | 3        | 51,167         | 0            | 0                | 0              | 217            | 158.4           |
| <b>* OTHER SITE(S) : 18</b>           |                     |                         | 24           | 244,560           | 1        | 18,000         | 4            | 0                | 9,055          | 9,510          | 67.5            |
| <b>South Dakota Total:</b>            |                     |                         | <b>535</b>   | <b>5,458,871</b>  | <b>4</b> | <b>69,167</b>  | <b>5</b>     | <b>14,941</b>    | <b>14,411</b>  | <b>15,906</b>  | <b>2,219.5</b>  |
| <b><u>Tennessee</u></b>               |                     |                         |              |                   |          |                |              |                  |                |                |                 |
| Arnold AS                             | Air Force Active    | Arnold AFB              | 335          | 2,820,896         | 0        | 0              | 2            | 13,320           | 38,861         | 38,862         | 8,341.2         |
| Fort Campbell TN                      | Army Active         | Clarksville             | 685          | 7,046,639         | 0        | 0              | 867          | 2,432,678        | 69,265         | 69,301         | 2,828.5         |
| Holston AAP                           | Army Active         | Kingsport               | 485          | 2,391,472         | 0        | 0              | 4            | 18,724           | 6,117          | 6,117          | 897.7           |
| McGhee Tyson Airport                  | Air Force Guard     | Louisville              | 78           | 809,874           | 0        | 0              | 1            | 72               | 0              | 346            | 270.4           |
| Memphis IAP                           | Air Force Guard     | Memphis                 | 19           | 448,850           | 0        | 0              | 1            | 56,100           | 0              | 119            | 163.8           |
| Milan AAP                             | Army Active         | Milan                   | 1,436        | 3,651,806         | 0        | 0              | 11           | 24,671           | 22,357         | 22,357         | 1,184.5         |

\* US Locations that do not meet criteria of at least ten (10) Acres AND at least \$10M PRV. US Territories and Non-US Locations that do not meet criteria of at least ten (10) Acres OR at least \$10M PRV.

**DEPARTMENT OF DEFENSE**  
**Base Structure Report - As of 30 Sept 2014**

| SITE                    | COMPONENT       | NAME<br>NEAREST<br>CITY | BUILDINGS    |                   |           |                |              |                  | ACRES<br>OWNED | TOTAL<br>ACRES | PRV (\$M)       |
|-------------------------|-----------------|-------------------------|--------------|-------------------|-----------|----------------|--------------|------------------|----------------|----------------|-----------------|
|                         |                 |                         | OWNED        |                   | LEASED    |                | OTHER        |                  |                |                |                 |
|                         |                 |                         | COUNT        | SQFT              | COUNT     | SQFT           | COUNT        | SQFT             |                |                |                 |
| Nashville IAP           | Air Force Guard | Nashville               | 28           | 421,957           | 0         | 0              | 0            | 0                | 0              | 88             | 126.3           |
| NG VTS Milan            | Army Guard      | Milan                   | 65           | 233,850           | 0         | 0              | 0            | 0                | 2,490          | 2,490          | 63.4            |
| NG VTS Smyrna           | Army Guard      | Smyrna                  | 43           | 521,720           | 0         | 0              | 12           | 89,843           | 847            | 857            | 158.2           |
| Northside Mid-South     | Navy Active     | Millington              | 2            | 18,731            | 3         | 710            | 1            | 64               | 340            | 340            | 18.5            |
| NOSC Knoxville          | Navy Reserve    | Knoxville               | 1            | 46,476            | 0         | 0              | 0            | 0                | 11             | 11             | 10.6            |
| NSA Midsouth Memphis    | Navy Active     | Millington              | 145          | 2,557,807         | 23        | 37,230         | 367          | 761,168          | 1,119          | 1,478          | 805.8           |
| NSWC Carderock Div      | Navy Active     | Memphis                 | 4            | 486,354           | 0         | 0              | 0            | 0                | 61             | 140            | 159.4           |
| * OTHER SITE(S) : 35    |                 |                         | 63           | 600,621           | 20        | 141,765        | 0            | 0                | 149            | 169            | 150.5           |
| <b>Tennessee Total:</b> |                 |                         | <b>3,389</b> | <b>22,057,053</b> | <b>46</b> | <b>179,705</b> | <b>1,266</b> | <b>3,396,640</b> | <b>141,616</b> | <b>142,674</b> | <b>15,178.6</b> |

**Texas**

|                              |                  |                  |       |            |     |           |       |            |         |         |         |
|------------------------------|------------------|------------------|-------|------------|-----|-----------|-------|------------|---------|---------|---------|
| Air Force Plant 4            | Air Force Active | Fort Worth       | 87    | 5,576,292  | 0   | 0         | 0     | 0          | 678     | 727     | 1,339.3 |
| ALF Cabaniss                 | Navy Active      | Corpus Christi   | 3     | 5,520      | 0   | 0         | 0     | 0          | 931     | 953     | 59.8    |
| ALF Orange                   | Navy Active      | Orange Grove     | 18    | 18,364     | 0   | 0         | 0     | 0          | 1,590   | 1,596   | 112.1   |
| ALF Waldron                  | Navy Active      | Corpus Christi   | 2     | 4,000      | 0   | 0         | 2     | 592        | 901     | 903     | 78.9    |
| Austin Memorial MD           | Army Reserve     | Austin           | 3     | 72,525     | 0   | 0         | 0     | 0          | 11      | 11      | 15.4    |
| Brooks AFB                   | Air Force Active | Brooks AFB       | 0     | 0          | 82  | 1,337,073 | 0     | 0          | 0       | 280     | 379.4   |
| Camp Bullis                  | Air Force Active | San Antonio      | 278   | 792,190    | 0   | 0         | 0     | 0          | 27,993  | 27,993  | 293.6   |
| Camp Swift                   | Army Guard       | Bastrop          | 101   | 242,297    | 0   | 0         | 0     | 0          | 11,715  | 11,715  | 94.5    |
| Canyon Lake Recreation Annex | Air Force Active | Canyon Lake      | 39    | 24,719     | 0   | 0         | 0     | 0          | 0       | 358     | 12.7    |
| Dixie Target Range           | Navy Active      | Seven Sisters    | 8     | 19,296     | 0   | 0         | 0     | 0          | 6,761   | 7,825   | 55.4    |
| Dyess AFB                    | Air Force Active | Abilene          | 272   | 3,383,136  | 0   | 0         | 3     | 97,777     | 3,120   | 6,320   | 1,564.7 |
| Eldorado AFS                 | Air Force Active | Eldorado         | 7     | 114,791    | 0   | 0         | 0     | 0          | 119     | 128     | 42.7    |
| Ellington Field              | Air Force Guard  | Houston          | 54    | 502,881    | 0   | 0         | 3     | 80,633     | 213     | 213     | 166.9   |
| Fort Bliss                   | Army Active      | El Paso          | 1,256 | 20,800,192 | 300 | 556,313   | 2,871 | 8,148,772  | 122,127 | 122,127 | 7,896.5 |
| Fort Hood                    | Army Active      | Killeen          | 2,031 | 20,964,742 | 289 | 334,159   | 3,230 | 11,901,485 | 208,932 | 214,223 | 8,979.9 |
| Fort Sam Houston             | Air Force Active | Fort Sam Houston | 392   | 10,570,492 | 0   | 0         | 0     | 0          | 2,653   | 2,745   | 2,623.0 |
| Fort Wolters                 | Army Guard       | Mineral Wells    | 70    | 115,812    | 0   | 0         | 0     | 0          | 3,990   | 3,990   | 73.5    |
| Goodfellow AFB               | Air Force Active | San Angelo       | 155   | 2,596,838  | 0   | 0         | 0     | 0          | 1,183   | 1,218   | 656.7   |
| Hensley Field AGS            | Air Force Guard  | Dallas           | 0     | 0          | 8   | 62,487    | 0     | 0          | 0       | 23      | 13.5    |
| Kelly AFB                    | Air Force Active | San Antonio      | 2     | 258        | 22  | 1,773,489 | 0     | 0          | 435     | 435     | 388.3   |
| Kelly Field Annex            | Air Force Active | Kelly AFB        | 130   | 2,290,940  | 0   | 0         | 0     | 0          | 2,327   | 2,905   | 828.9   |
| Lackland AFB                 | Air Force Active | San Antonio      | 402   | 10,317,735 | 0   | 0         | 3     | 18,192     | 2,713   | 2,720   | 2,593.9 |
| Lackland Training Annex      | Air Force Active | Lackland AFB     | 258   | 1,523,195  | 0   | 0         | 1     | 192        | 4,017   | 4,028   | 478.9   |

\* US Locations that do not meet criteria of at least ten (10) Acres AND at least \$10M PRV. US Territories and Non-US Locations that do not meet criteria of at least ten (10) Acres OR at least \$10M PRV.

**DEPARTMENT OF DEFENSE**  
**Base Structure Report - As of 30 Sept 2014**

| SITE                               | COMPONENT        | NAME<br>NEAREST<br>CITY | BUILDINGS    |                    |            |                  |              |                   | ACRES<br>OWNED | TOTAL<br>ACRES | PRV (\$M)       |
|------------------------------------|------------------|-------------------------|--------------|--------------------|------------|------------------|--------------|-------------------|----------------|----------------|-----------------|
|                                    |                  |                         | OWNED        |                    | LEASED     |                  | OTHER        |                   |                |                |                 |
|                                    |                  |                         | COUNT        | SQFT               | COUNT      | SQFT             | COUNT        | SQFT              |                |                |                 |
| Laughlin AFB                       | Air Force Active | Del Rio                 | 186          | 1,912,168          | 0          | 0                | 0            | 0                 | 4,355          | 4,692          | 797.2           |
| Laughlin AFB Aux 1                 | Air Force Active | Quemado                 | 6            | 5,145              | 0          | 0                | 0            | 0                 | 402            | 724            | 26.8            |
| Longhorn AAP                       | Army Active      | Amarillo                | 379          | 1,080,134          | 0          | 0                | 0            | 0                 | 8,493          | 8,493          | 278.2           |
| Medical Center Annex Site 1        | Air Force Active | Fort Sam Houston        | 33           | 3,039,136          | 0          | 0                | 3            | 68,081            | 189            | 189            | 874.8           |
| Nalf Goliad                        | Navy Active      | Berclair                | 4            | 12,762             | 0          | 0                | 0            | 0                 | 1,136          | 1,136          | 94.4            |
| NAS Corpus Christi                 | Navy Active      | Corpus Christi          | 294          | 5,390,361          | 1          | 450              | 160          | 633,597           | 2,625          | 2,630          | 1,790.1         |
| NAS JRB Fort Worth                 | Navy Active      | Fort Worth              | 278          | 3,066,700          | 0          | 0                | 86           | 419,926           | 2,081          | 2,342          | 1,086.1         |
| NAS Kingsville                     | Navy Active      | Kingsville              | 147          | 1,097,531          | 0          | 0                | 1            | 143               | 3,299          | 3,987          | 559.3           |
| NG Camp Bowie - Musgrave           | Army Guard       | Brownwood               | 12           | 13,358             | 0          | 0                | 0            | 0                 | 3,858          | 3,858          | 11.3            |
| NG Houston - Westheimer            | Army Guard       | Houston                 | 4            | 94,915             | 0          | 0                | 0            | 0                 | 29             | 29             | 18.7            |
| NG Saginaw                         | Army Guard       | Fort Worth              | 32           | 223,444            | 0          | 0                | 0            | 0                 | 143            | 143            | 49.1            |
| NG Temple                          | Army Guard       | Temple                  | 6            | 61,876             | 0          | 0                | 0            | 0                 | 20             | 20             | 12.7            |
| NOSC Harlingen                     | Navy Reserve     | Harlingen               | 3            | 63,683             | 0          | 0                | 0            | 0                 | 0              | 15             | 14.1            |
| NOSC San Antonio                   | Navy Reserve     | San Antonio             | 9            | 774,539            | 0          | 0                | 0            | 0                 | 14             | 14             | 139.7           |
| NOSC-MCRC El Paso                  | Navy Reserve     | El Paso                 | 4            | 41,424             | 0          | 0                | 0            | 0                 | 0              | 14             | 10.4            |
| Randolph AFB                       | Air Force Active | Universal City          | 243          | 4,161,667          | 0          | 0                | 1            | 652               | 2,903          | 3,137          | 1,419.3         |
| Red River Army Depot               | Army Active      | Texarkana               | 992          | 7,183,161          | 23         | 430,158          | 14           | 38,055            | 15,840         | 15,846         | 1,610.9         |
| Seguin Air Force Auxiliary Field   | Air Force Active | Sequin                  | 5            | 3,962              | 0          | 0                | 0            | 0                 | 957            | 957            | 77.1            |
| Sheppard AFB                       | Air Force Active | Wichita Falls           | 341          | 7,373,571          | 0          | 0                | 0            | 0                 | 4,598          | 5,297          | 2,304.2         |
| * OTHER SITE(S) : 175              |                  |                         | 588          | 4,712,247          | 83         | 1,206,951        | 56           | 632,603           | 6,310          | 10,429         | 1,295.4         |
| <b>Texas Total:</b>                |                  |                         | <b>9,134</b> | <b>120,247,999</b> | <b>808</b> | <b>5,701,080</b> | <b>6,434</b> | <b>22,040,700</b> | <b>459,662</b> | <b>477,388</b> | <b>41,218.3</b> |
| <b>Utah</b>                        |                  |                         |              |                    |            |                  |              |                   |                |                |                 |
| Deseret Chemical Depot             | Army Active      | Stockton                | 319          | 1,233,336          | 0          | 0                | 1            | 480               | 4,198          | 19,364         | 406.1           |
| Dugway Proving Ground              | Army Active      | Dugway                  | 679          | 2,192,522          | 1          | 2,880            | 5            | 82,232            | 19,830         | 798,214        | 1,267.1         |
| Green River Test Complex           | Army Active      | Las Cruces              | 31           | 52,362             | 0          | 0                | 0            | 0                 | 3,628          | 3,628          | 45.4            |
| Hill AFB                           | Air Force Active | Hill AFB                | 773          | 12,655,827         | 0          | 0                | 0            | 0                 | 517            | 6,946          | 4,253.4         |
| Little Mountain Test Annex         | Air Force Active | Ogden                   | 19           | 124,693            | 0          | 0                | 0            | 0                 | 731            | 731            | 72.1            |
| MTA-L Camp Williams                | Army Guard       | Riverton                | 128          | 103,159            | 0          | 0                | 167          | 939,333           | 0              | 21,379         | 300.1           |
| NAVSUPDET Monterey Det             | Navy Active      | Magna                   | 136          | 379,427            | 0          | 0                | 0            | 0                 | 512            | 512            | 146.6           |
| NG Saint George/FMS                | Army Guard       | St. George              | 9            | 56,093             | 0          | 0                | 0            | 0                 | 0              | 70             | 12.3            |
| Salt Lake City IAP                 | Air Force Guard  | Salt Lake City          | 52           | 496,265            | 0          | 0                | 0            | 0                 | 0              | 135            | 177.7           |
| Tooele Army Depot                  | Army Active      | Tooele                  | 1,046        | 2,619,143          | 20         | 664,116          | 1            | 4,617             | 19,887         | 23,914         | 1,406.0         |
| Utah Test and Training Range South | Air Force Active | Wendover                | 33           | 27,350             | 0          | 0                | 0            | 0                 | 7,180          | 572,656        | 49.0            |

\* US Locations that do not meet criteria of at least ten (10) Acres AND at least \$10M PRV. US Territories and Non-US Locations that do not meet criteria of at least ten (10) Acres OR at least \$10M PRV.

**DEPARTMENT OF DEFENSE**  
**Base Structure Report - As of 30 Sept 2014**

| SITE                           | COMPONENT        | NAME<br>NEAREST<br>CITY | BUILDINGS    |                   |           |                |            |                  | ACRES<br>OWNED | TOTAL<br>ACRES   | PRV (\$M)      |
|--------------------------------|------------------|-------------------------|--------------|-------------------|-----------|----------------|------------|------------------|----------------|------------------|----------------|
|                                |                  |                         | OWNED        |                   | LEASED    |                | OTHER      |                  |                |                  |                |
|                                |                  |                         | COUNT        | SQFT              | COUNT     | SQFT           | COUNT      | SQFT             |                |                  |                |
| UTTR - North                   | Air Force Active | Grouse Creek            | 83           | 420,971           | 0         | 0              | 0          | 0                | 0              | 366,877          | 192.7          |
| * OTHER SITE(S) : 80           |                  |                         | 74           | 1,086,460         | 5         | 163,334        | 4          | 10,508           | 6              | 267              | 270.4          |
| <b>Utah Total:</b>             |                  |                         | <b>3,382</b> | <b>21,447,609</b> | <b>26</b> | <b>830,330</b> | <b>178</b> | <b>1,037,170</b> | <b>56,489</b>  | <b>1,814,693</b> | <b>8,598.9</b> |
| <b><u>Vermont</u></b>          |                  |                         |              |                   |           |                |            |                  |                |                  |                |
| Burlington IAP                 | Air Force Guard  | South Burlington        | 39           | 422,291           | 0         | 0              | 0          | 0                | 0              | 281              | 166.5          |
| NG Ethan Allen AFB MTA         | Army Guard       | Colchester              | 43           | 237,997           | 0         | 0              | 0          | 0                | 667            | 667              | 58.7           |
| NG So Burlington AASF and RC   | Army Guard       | South Burlington        | 3            | 149,828           | 0         | 0              | 0          | 0                | 27             | 27               | 42.3           |
| NG TS Ethan Allen Range        | Army Guard       | Jericho                 | 115          | 332,057           | 0         | 0              | 6          | 13,863           | 10,380         | 10,380           | 143.8          |
| * OTHER SITE(S) : 9            |                  |                         | 16           | 275,512           | 1         | 17,000         | 0          | 0                | 27             | 27               | 38.3           |
| <b>Vermont Total:</b>          |                  |                         | <b>216</b>   | <b>1,417,684</b>  | <b>1</b>  | <b>17,000</b>  | <b>6</b>   | <b>13,863</b>    | <b>11,101</b>  | <b>11,382</b>    | <b>449.7</b>   |
| <b><u>Virgin Islands</u></b>   |                  |                         |              |                   |           |                |            |                  |                |                  |                |
| NG 210th RTI Hams Bluff        | Army Guard       | Frederiksted            | 2            | 8,247             | 0         | 0              | 0          | 0                | 23             | 23               | 5.3            |
| NG Bethlehem Military Compound | Army Guard       | Christiansted           | 19           | 247,645           | 0         | 0              | 0          | 0                | 69             | 69               | 98.6           |
| NG Sprat Hall                  | Army Guard       | Frederiksted            | 3            | 32,156            | 0         | 0              | 0          | 0                | 24             | 24               | 9.9            |
| * OTHER SITE(S) : 4            |                  |                         | 13           | 62,954            | 3         | 17,635         | 0          | 0                | 11             | 15               | 32.4           |
| <b>Virgin Islands Total:</b>   |                  |                         | <b>37</b>    | <b>351,002</b>    | <b>3</b>  | <b>17,635</b>  | <b>0</b>   | <b>0</b>         | <b>127</b>     | <b>131</b>       | <b>146.2</b>   |
| <b><u>Virginia</u></b>         |                  |                         |              |                   |           |                |            |                  |                |                  |                |
| ALF Fentress Chesapeake        | Navy Active      | Virginia Beach          | 13           | 21,747            | 0         | 0              | 0          | 0                | 2,527          | 2,741            | 64.5           |
| Arlington National Cemetery    | Army Active      | Arlington               | 28           | 150,239           | 0         | 0              | 2          | 1,836            | 625            | 625              | 54.6           |
| Arlington Service Center       | Navy Active      | Arlington               | 10           | 260,428           | 0         | 0              | 4          | 8,256            | 18             | 31               | 74.9           |
| Byrd Field                     | Air Force Guard  | Sandston                | 4            | 54,865            | 0         | 0              | 0          | 0                | 0              | 16               | 11.7           |
| Camp Pendleton (ANG)           | Air Force Guard  | Virginia Beach          | 11           | 95,741            | 0         | 0              | 0          | 0                | 0              | 60               | 19.7           |
| Cheatham Annex                 | Navy Active      | Williamsburg            | 200          | 3,280,395         | 0         | 0              | 0          | 0                | 1,567          | 2,360            | 597.5          |
| Craney Island                  | Navy Active      | Portsmouth              | 28           | 62,384            | 0         | 0              | 0          | 0                | 916            | 937              | 350.7          |
| Defense General Supply Center  | Army Active      | Richmond                | 71           | 4,776,262         | 0         | 0              | 0          | 0                | 674            | 674              | 780.7          |
| Elizabeth River Channel        | Navy Active      | Norfolk                 | 5            | 13,897            | 0         | 0              | 0          | 0                | 0              | 11               | 38.3           |
| Fort A P Hill                  | Army Active      | Bowling Green           | 425          | 1,481,370         | 0         | 0              | 100        | 17,336           | 75,794         | 75,819           | 928.9          |
| Fort Belvoir                   | Army Active      | Fort Belvoir            | 443          | 10,419,397        | 0         | 0              | 950        | 3,947,956        | 8,670          | 8,670            | 3,888.3        |
| Fort Eustis                    | Air Force Active | Newport News            | 417          | 6,564,801         | 0         | 0              | 0          | 0                | 7,932          | 7,933            | 1,774.3        |
| Fort Lee                       | Army Active      | Fort Lee                | 430          | 10,046,018        | 0         | 0              | 558        | 1,752,451        | 5,805          | 5,907            | 2,662.0        |
| Fort Monroe                    | Army Active      | Hampton                 | 73           | 475,180           | 0         | 0              | 1          | 197,472          | 160,050        | 160,050          | 138.3          |

\* US Locations that do not meet criteria of at least ten (10) Acres AND at least \$10M PRV. US Territories and Non-US Locations that do not meet criteria of at least ten (10) Acres OR at least \$10M PRV.



**DEPARTMENT OF DEFENSE**  
**Base Structure Report - As of 30 Sept 2014**

| SITE                                  | COMPONENT              | NAME<br>NEAREST<br>CITY | BUILDINGS |            |        |         |       |           | ACRES<br>OWNED | TOTAL<br>ACRES | PRV (\$M) |
|---------------------------------------|------------------------|-------------------------|-----------|------------|--------|---------|-------|-----------|----------------|----------------|-----------|
|                                       |                        |                         | OWNED     |            | LEASED |         | OTHER |           |                |                |           |
|                                       |                        |                         | COUNT     | SQFT       | COUNT  | SQFT    | COUNT | SQFT      |                |                |           |
| Fort Myer                             | Army Active            | Arlington               | 174       | 2,414,542  | 0      | 0       | 4     | 50,687    | 270            | 270            | 617.9     |
| Fort Pickett, ARNG MTC                | Army Guard             | Blackstone              | 498       | 2,213,581  | 0      | 0       | 0     | 0         | 41,595         | 43,065         | 1,037.0   |
| Fort Story                            | Navy Active            | Norfolk                 | 260       | 1,260,139  | 0      | 0       | 93    | 461,801   | 1,450          | 1,452          | 530.4     |
| Langley AFB                           | Air Force Active       | Langley AFB             | 289       | 5,598,947  | 0      | 0       | 0     | 0         | 3,766          | 3,992          | 1,943.2   |
| Langley FH Annex                      | Air Force Active       | Hampton                 | 7         | 59,678     | 0      | 0       | 0     | 0         | 302            | 302            | 18.5      |
| MCB Quantico                          | Marine Corps<br>Active | Quantico                | 575       | 8,123,335  | 0      | 0       | 617   | 2,892,690 | 55,155         | 60,320         | 3,894.9   |
| Midway Research Center                | Navy Active            | Stafford                | 8         | 25,908     | 0      | 0       | 0     | 0         | 162            | 162            | 12.5      |
| NAS Oceana                            | Navy Active            | Virginia Beach          | 295       | 3,892,550  | 0      | 0       | 56    | 110,214   | 776            | 1,087          | 1,523.2   |
| NAS Oceana Dam Neck                   | Navy Active            | Virginia Beach          | 172       | 3,288,702  | 1      | 1,511   | 101   | 912,419   | 1,913          | 1,915          | 1,091.5   |
| NAS Oceana Midway Manor               | Navy Active            | Virginia Beach          | 2         | 2,105      | 0      | 0       | 179   | 636,546   | 97             | 100            | 106.1     |
| NAS Oceana NEXCOM<br>Headquarters     | Navy Active            | Virginia Beach          | 2         | 93,960     | 2      | 375,166 | 0     | 0         | 10             | 31             | 72.1      |
| Naval Medical Center Portsmouth       | Navy Active            | Portsmouth              | 32        | 2,206,659  | 0      | 0       | 3     | 5,891     | 111            | 111            | 953.9     |
| NAVPHIBASE Little Creek               | Navy Active            | Norfolk                 | 389       | 4,802,529  | 0      | 0       | 376   | 1,066,154 | 2,155          | 2,805          | 2,075.7   |
| NG AASF Byrd Field                    | Army Guard             | Sandston                | 26        | 106,970    | 0      | 0       | 0     | 0         | 0              | 92             | 33.0      |
| NG Army Guard Readiness Center        | Army Guard             | Arlington               | 3         | 463,710    | 0      | 0       | 0     | 0         | 15             | 15             | 69.9      |
| NG Camp Pendleton SMR                 | Army Guard             | Virginia Beach          | 0         | 0          | 0      | 0       | 132   | 378,314   | 0              | 257            | 76.8      |
| NG Sandston Armory                    | Army Guard             | Sandston                | 21        | 80,140     | 0      | 0       | 0     | 0         | 29             | 29             | 18.6      |
| NOSC Richmond                         | Navy Reserve           | Chesterfield            | 4         | 46,566     | 0      | 0       | 0     | 0         | 10             | 10             | 10.8      |
| NS Norfolk                            | Navy Active            | Norfolk                 | 525       | 15,603,703 | 0      | 0       | 369   | 1,462,279 | 3,599          | 3,603          | 5,718.9   |
| NSA Norfolk                           | Navy Active            | Norfolk                 | 198       | 2,292,117  | 0      | 0       | 733   | 3,202,313 | 801            | 801            | 1,222.5   |
| NSA Norfolk Fire Fighters School      | Navy Active            | Norfolk                 | 6         | 46,723     | 0      | 0       | 0     | 0         | 12             | 13             | 13.1      |
| NSA Norfolk Lafayette Rvr<br>Complex  | Navy Active            | Norfolk                 | 11        | 230,871    | 0      | 0       | 2     | 13,395    | 20             | 20             | 68.8      |
| NSA Norfolk New Gosport/NNSY          | Navy Active            | Portsmouth              | 4         | 28,846     | 0      | 0       | 0     | 0         | 57             | 57             | 9.0       |
| NSA Norfolk NSY                       | Navy Active            | Portsmouth              | 155       | 6,038,214  | 0      | 0       | 11    | 64,215    | 551            | 585            | 2,590.1   |
| NSA Norfolk NW Chesapeake             | Navy Active            | Chesapeake              | 196       | 937,123    | 0      | 0       | 0     | 0         | 2,805          | 3,798          | 366.5     |
| NSA Norfolk SDA Area                  | Navy Active            | Norfolk                 | 17        | 954,315    | 0      | 0       | 0     | 0         | 90             | 91             | 144.7     |
| NSA Norfolk South Gate                | Navy Active            | Portsmouth              | 13        | 163,748    | 0      | 0       | 0     | 0         | 63             | 63             | 86.1      |
| NSA Norfolk St Helena Norfolk         | Navy Active            | Norfolk                 | 4         | 7,414      | 0      | 0       | 0     | 0         | 12             | 12             | 57.6      |
| NSA Norfolk St Juliens Creek<br>Annex | Navy Active            | Portsmouth              | 73        | 630,085    | 0      | 0       | 0     | 0         | 490            | 499            | 197.8     |
| NSA Norfolk Stanley Court/NNSY        | Navy Active            | Portsmouth              | 0         | 0          | 0      | 0       | 80    | 161,865   | 16             | 16             | 24.1      |
| NSA South Potomac                     | Navy Active            | Dahlgren                | 351       | 3,133,840  | 0      | 0       | 259   | 385,220   | 2,677          | 2,677          | 1,284.5   |

\* US Locations that do not meet criteria of at least ten (10) Acres AND at least \$10M PRV. US Territories and Non-US Locations that do not meet criteria of at least ten (10) Acres OR at least \$10M PRV.

**DEPARTMENT OF DEFENSE**  
**Base Structure Report - As of 30 Sept 2014**

| SITE                           | COMPONENT                        | NAME<br>NEAREST<br>CITY | BUILDINGS    |                    |            |                  |              |                   | ACRES<br>OWNED | TOTAL<br>ACRES | PRV (\$M)       |
|--------------------------------|----------------------------------|-------------------------|--------------|--------------------|------------|------------------|--------------|-------------------|----------------|----------------|-----------------|
|                                |                                  |                         | OWNED        |                    | LEASED     |                  | OTHER        |                   |                |                |                 |
|                                |                                  |                         | COUNT        | SQFT               | COUNT      | SQFT             | COUNT        | SQFT              |                |                |                 |
| NSA South Potomac Pumpkin Neck | Navy Active                      | King George             | 24           | 46,701             | 0          | 0                | 0            | 0                 | 1,641          | 1,641          | 29.6            |
| NWS Yorktown                   | Navy Active                      | Yorktown                | 433          | 2,966,820          | 0          | 0                | 166          | 672,343           | 10,356         | 10,637         | 1,045.2         |
| Pentagon Reservation           | Washington Headquarters Services | Pentagon, Arlington     | 34           | 6,878,353          | 0          | 0                | 1            | 1,320             | 220            | 220            | 5,245.8         |
| Radford AAP                    | Army Active                      | Radford                 | 1,130        | 4,059,525          | 0          | 0                | 0            | 0                 | 6,901          | 6,901          | 1,479.3         |
| Rivanna Station                | Army Active                      | Charlottesville         | 10           | 431,224            | 0          | 0                | 0            | 0                 | 76             | 76             | 38.5            |
| Wallops Island                 | Navy Active                      | Wallops Island          | 93           | 407,949            | 0          | 0                | 0            | 0                 | 5              | 90             | 138.3           |
| Yorktown Fuel Depot            | Navy Active                      | Yorktown                | 48           | 23,471             | 0          | 0                | 0            | 0                 | 111            | 111            | 129.8           |
| <b>* OTHER SITE(S) : 133</b>   |                                  |                         | 165          | 6,033,489          | 111        | 5,488,829        | 4            | 11,290            | 9,632          | 10,101         | 2,605.3         |
| <b>Virginia Total:</b>         |                                  |                         | <b>8,405</b> | <b>123,297,276</b> | <b>114</b> | <b>5,865,506</b> | <b>4,801</b> | <b>18,414,263</b> | <b>412,532</b> | <b>423,864</b> | <b>47,965.8</b> |

**Wake Islands**

|                            |                  |             |            |                |          |          |          |          |              |              |              |
|----------------------------|------------------|-------------|------------|----------------|----------|----------|----------|----------|--------------|--------------|--------------|
| Wake Island Airfield       | Air Force Active | Wake Island | 104        | 432,123        | 0        | 0        | 0        | 0        | 2,600        | 2,600        | 814.0        |
| <b>Wake Islands Total:</b> |                  |             | <b>104</b> | <b>432,123</b> | <b>0</b> | <b>0</b> | <b>0</b> | <b>0</b> | <b>2,600</b> | <b>2,600</b> | <b>814.0</b> |

**Washington**

|                                   |                  |               |       |            |   |    |       |           |        |         |          |
|-----------------------------------|------------------|---------------|-------|------------|---|----|-------|-----------|--------|---------|----------|
| Bremerton                         | Navy Active      | Bremerton     | 93    | 2,867,398  | 0 | 0  | 61    | 188,557   | 117    | 120     | 1,537.4  |
| Bremerton RR                      | Navy Active      | Shelton       | 0     | 0          | 0 | 0  | 0     | 0         | 1,232  | 1,232   | 30.8     |
| Camp Murray AGS                   | Air Force Guard  | Tacoma        | 13    | 141,534    | 0 | 0  | 0     | 0         | 0      | 42      | 46.4     |
| Cusick Survival TS                | Air Force Active | Cusick        | 10    | 23,055     | 0 | 0  | 0     | 0         | 0      | 494,250 | 16.3     |
| Fairchild AFB                     | Air Force Active | Fairchild AFB | 279   | 4,385,298  | 0 | 0  | 0     | 0         | 4,343  | 5,197   | 1,966.4  |
| Fort Lewis                        | Army Active      | Tacoma        | 2,120 | 24,217,615 | 1 | 14 | 3,444 | 8,987,634 | 84,969 | 90,323  | 10,742.6 |
| Grant Training Annex              | Army Active      | Moses Lake    | 0     | 0          | 1 | 0  | 0     | 0         | 0      | 35      | 37.2     |
| Jackson Park Hsg                  | Navy Active      | Bremerton     | 29    | 459,504    | 0 | 0  | 192   | 1,109,695 | 209    | 209     | 505.0    |
| Jim Creek                         | Navy Active      | Oso           | 60    | 117,993    | 0 | 0  | 0     | 0         | 3,839  | 4,901   | 150.0    |
| Keyport NUWC                      | Navy Active      | Keyport       | 113   | 1,309,366  | 0 | 0  | 35    | 67,005    | 356    | 358     | 512.4    |
| Manchester                        | Navy Active      | Bremerton     | 19    | 85,932     | 0 | 0  | 0     | 0         | 234    | 234     | 312.5    |
| Marysville                        | Navy Active      | Marysville    | 14    | 285,788    | 0 | 0  | 0     | 0         | 52     | 52      | 84.2     |
| NAS Whidbey Island                | Navy Active      | Oak Harbor    | 235   | 3,052,437  | 0 | 0  | 70    | 357,653   | 4,358  | 4,361   | 1,820.7  |
| NAS Whidbey Island Sea Plane Base | Navy Active      | Oak Harbor    | 69    | 548,214    | 0 | 0  | 931   | 2,625,480 | 2,784  | 2,785   | 869.2    |
| NAVBASE Kitsap Bremerton          | Navy Active      | Bangor        | 610   | 5,464,557  | 0 | 0  | 349   | 2,120,564 | 6,603  | 6,609   | 3,934.6  |
| NAVMAG Indian Island              | Navy Active      | Port Townsend | 159   | 487,509    | 0 | 0  | 0     | 0         | 2,716  | 2,716   | 335.2    |
| NG Kent                           | Army Guard       | Kent          | 9     | 83,222     | 0 | 0  | 0     | 0         | 15     | 15      | 21.4     |

\* US Locations that do not meet criteria of at least ten (10) Acres AND at least \$10M PRV. US Territories and Non-US Locations that do not meet criteria of at least ten (10) Acres OR at least \$10M PRV.

**DEPARTMENT OF DEFENSE**  
**Base Structure Report - As of 30 Sept 2014**

| SITE                         | COMPONENT        | NAME<br>NEAREST<br>CITY | BUILDINGS    |                   |           |                |              |                   | ACRES<br>OWNED | TOTAL<br>ACRES | PRV (\$M)       |
|------------------------------|------------------|-------------------------|--------------|-------------------|-----------|----------------|--------------|-------------------|----------------|----------------|-----------------|
|                              |                  |                         | OWNED        |                   | LEASED    |                | OTHER        |                   |                |                |                 |
|                              |                  |                         | COUNT        | SQFT              | COUNT     | SQFT           | COUNT        | SQFT              |                |                |                 |
| NOSC Spokane                 | Navy Active      | Spokane                 | 9            | 68,291            | 0         | 0              | 0            | 0                 | 23             | 23             | 20.4            |
| NS Everett                   | Navy Active      | Everett                 | 61           | 973,494           | 0         | 0              | 0            | 0                 | 213            | 213            | 697.6           |
| OLF Coupeville               | Navy Active      | Coupeville              | 6            | 6,566             | 0         | 0              | 3            | 2,262             | 664            | 1,060          | 45.3            |
| Paine Field ANGS             | Air Force Guard  | Everett                 | 9            | 46,399            | 0         | 0              | 0            | 0                 | 15             | 15             | 14.3            |
| Shipyards Puget Sound        | Navy Active      | Bremerton               | 163          | 3,925,014         | 1         | 11,992         | 1            | 100               | 570            | 570            | 3,171.3         |
| White Bluff Site 1           | Air Force Active | Spokane                 | 16           | 121,743           | 0         | 0              | 0            | 0                 | 86             | 86             | 42.5            |
| Yakima Training Center       | Army Active      | Yakima                  | 226          | 918,492           | 3         | 201            | 0            | 0                 | 323,249        | 323,432        | 841.7           |
| <b>* OTHER SITE(S) : 74</b>  |                  |                         | 137          | 934,832           | 7         | 111,133        | 39           | 174,337           | 2,141          | 2,212          | 412.9           |
| <b>Washington Total:</b>     |                  |                         | <b>4,459</b> | <b>50,524,253</b> | <b>13</b> | <b>123,340</b> | <b>5,125</b> | <b>15,633,287</b> | <b>438,789</b> | <b>941,051</b> | <b>28,168.1</b> |
| <b>West Virginia</b>         |                  |                         |              |                   |           |                |              |                   |                |                |                 |
| Allegany Ballistics Lab      | Navy Active      | Keyser                  | 172          | 1,735,241         | 0         | 0              | 0            | 0                 | 1,639          | 1,785          | 504.2           |
| EWVRA Shepherd Field         | Air Force Guard  | Martinsburg             | 31           | 477,021           | 0         | 0              | 3            | 184,506           | 0              | 339            | 216.1           |
| NG Camp Dawson MD            | Army Guard       | Kingwood                | 3            | 58,797            | 0         | 0              | 0            | 0                 | 10             | 10             | 13.2            |
| NG Eleanor                   | Army Guard       | Red House               | 7            | 397,131           | 0         | 0              | 0            | 0                 | 47             | 47             | 91.7            |
| NG Volkstone                 | Army Guard       | Kingwood                | 8            | 9,660             | 0         | 0              | 0            | 0                 | 504            | 504            | 22.1            |
| NIOC Sugar Grove             | Navy Active      | Sugar Grove             | 50           | 158,627           | 2         | 204            | 43           | 136,162           | 647            | 648            | 101.0           |
| Yeager Airport               | Air Force Guard  | Charleston              | 32           | 416,057           | 0         | 0              | 0            | 0                 | 0              | 283            | 165.5           |
| <b>* OTHER SITE(S) : 31</b>  |                  |                         | 92           | 729,328           | 0         | 0              | 0            | 0                 | 20             | 20             | 228.6           |
| <b>West Virginia Total:</b>  |                  |                         | <b>395</b>   | <b>3,981,862</b>  | <b>2</b>  | <b>204</b>     | <b>46</b>    | <b>320,668</b>    | <b>2,866</b>   | <b>3,634</b>   | <b>1,342.4</b>  |
| <b>Wisconsin</b>             |                  |                         |              |                   |           |                |              |                   |                |                |                 |
| Badger AAP                   | Army Active      | Baraboo                 | 28           | 126,762           | 0         | 0              | 0            | 0                 | 3,581          | 3,581          | 145.7           |
| Fort McCoy                   | Army Reserve     | Sparta                  | 1,394        | 6,545,790         | 0         | 0              | 15           | 213,423           | 0              | 40             | 2,166.0         |
| Gen Mitchell IAP             | Air Force Guard  | Milwaukee               | 22           | 330,011           | 0         | 0              | 3            | 11,273            | 0              | 99             | 153.2           |
| Hardwood Weapons Range (ANG) | Air Force Guard  | Necedah                 | 4            | 11,041            | 0         | 0              | 0            | 0                 | 0              | 7,865          | 17.3            |
| NOSC Green Bay               | Navy Reserve     | Ashwaubenon             | 2            | 41,861            | 0         | 0              | 0            | 0                 | 10             | 10             | 12.4            |
| Truax ANGB                   | Air Force Guard  | Madison                 | 49           | 725,368           | 0         | 0              | 0            | 0                 | 38             | 152            | 244.2           |
| Volk ANGB                    | Air Force Guard  | Camp Douglas            | 130          | 598,955           | 0         | 0              | 0            | 0                 | 0              | 2,385          | 308.5           |
| <b>* OTHER SITE(S) : 30</b>  |                  |                         | 69           | 757,127           | 5         | 134,683        | 5            | 3,251             | 176            | 216            | 277.4           |
| <b>Wisconsin Total:</b>      |                  |                         | <b>1,698</b> | <b>9,136,915</b>  | <b>5</b>  | <b>134,683</b> | <b>23</b>    | <b>227,947</b>    | <b>3,806</b>   | <b>14,347</b>  | <b>3,324.8</b>  |
| <b>Wyoming</b>               |                  |                         |              |                   |           |                |              |                   |                |                |                 |
| Cheyenne Regional Apt        | Air Force Guard  | Cheyenne                | 35           | 435,770           | 0         | 0              | 0            | 0                 | 0              | 719            | 141.5           |

\* US Locations that do not meet criteria of at least ten (10) Acres AND at least \$10M PRV. US Territories and Non-US Locations that do not meet criteria of at least ten (10) Acres OR at least \$10M PRV.

**DEPARTMENT OF DEFENSE**  
**Base Structure Report - As of 30 Sept 2014**

| SITE                 | COMPONENT        | NAME<br>NEAREST<br>CITY         | BUILDINGS  |                  |          |               |          |               | ACRES<br>OWNED | TOTAL<br>ACRES | PRV (\$M)      |
|----------------------|------------------|---------------------------------|------------|------------------|----------|---------------|----------|---------------|----------------|----------------|----------------|
|                      |                  |                                 | OWNED      |                  | LEASED   |               | OTHER    |               |                |                |                |
|                      |                  |                                 | COUNT      | SQFT             | COUNT    | SQFT          | COUNT    | SQFT          |                |                |                |
| F E Warren AFB       | Air Force Active | Cheyenne                        | 244        | 3,276,325        | 0        | 0             | 1        | 5,000         | 2,247          | 6,834          | 1,180.4        |
| * OTHER SITE(S) : 89 |                  |                                 | 87         | 126,192          | 1        | 30,000        | 2        | 13,889        | 241            | 24,265         | 556.4          |
|                      |                  | <b>Wyoming Total:</b>           | <b>366</b> | <b>3,838,287</b> | <b>1</b> | <b>30,000</b> | <b>3</b> | <b>18,889</b> | <b>2,488</b>   | <b>31,817</b>  | <b>1,878.3</b> |
|                      |                  | <b>US/US Territories Total:</b> | 151,531    | 1,551,108,063    | 2,221    | 30,329,567    | 73,778   | 280,789,220   | 10,374,706     | 24,286,505     | 720,912        |

\* US Locations that do not meet criteria of at least ten (10) Acres AND at least \$10M PRV. US Territories and Non-US Locations that do not meet criteria of at least ten (10) Acres OR at least \$10M PRV.

**DEPARTMENT OF DEFENSE**  
**Base Structure Report - As of 30 Sept 2014**

| SITE                                    | COMPONENT        | NAME<br>NEAREST<br>CITY | BUILDINGS  |                |          |              |          |          | ACRES<br>OWNED | TOTAL<br>ACRES | PRV (\$M)    |
|---|------------------|-------------------------|------------|----------------|----------|--------------|----------|----------|----------------|----------------|--------------|
|   |                  |                         | OWNED      |                | LEASED   |              | OTHER    |          |                |                |              |
|   |                  |                         | COUNT      | SQFT           | COUNT    | SQFT         | COUNT    | SQFT     |                |                |              |
| <b><u>Antigua &amp; Barbuda</u></b>     |                  |                         |            |                |          |              |          |          |                |                |              |
| Antigua AS                              | Air Force Active | St. Johns               | 38         | 156,385        | 0        | 0            | 0        | 0        | 0              | 175            | 75.7         |
| <b>Antigua &amp; Barbuda Total:</b>     |                  |                         | <b>38</b>  | <b>156,385</b> | <b>0</b> | <b>0</b>     | <b>0</b> | <b>0</b> | <b>0</b>       | <b>175</b>     | <b>75.7</b>  |
| <b><u>Aruba</u></b>                     |                  |                         |            |                |          |              |          |          |                |                |              |
| * OTHER SITE(S) : 1                     |                  |                         | 1          | 2,071          | 0        | 0            | 0        | 0        | 0              | 0              | 1.0          |
| <b>Aruba Total:</b>                     |                  |                         | <b>1</b>   | <b>2,071</b>   | <b>0</b> | <b>0</b>     | <b>0</b> | <b>0</b> | <b>0</b>       | <b>0</b>       | <b>1.0</b>   |
| <b><u>Australia</u></b>                 |                  |                         |            |                |          |              |          |          |                |                |              |
| Area A-VLF                              | Navy Active      | Exmouth                 | 0          | 0              | 0        | 0            | 0        | 0        | 0              | 5,510          | 0.0          |
| Area C-HFR                              | Navy Active      | Exmouth                 | 0          | 0              | 0        | 0            | 0        | 0        | 0              | 9,463          | 0.0          |
| NAVCOMMSTA H E Holt                     | Navy Active      | Northwest Cape          | 45         | 389,897        | 0        | 0            | 0        | 0        | 0              | 5,099          | 253.0        |
| * OTHER SITE(S) : 3                     |                  |                         | 42         | 31,943         | 1        | 5,013        | 0        | 0        | 0              | 5              | 13.7         |
| <b>Australia Total:</b>                 |                  |                         | <b>87</b>  | <b>421,840</b> | <b>1</b> | <b>5,013</b> | <b>0</b> | <b>0</b> | <b>0</b>       | <b>20,077</b>  | <b>266.7</b> |
| <b><u>Bahamas</u></b>                   |                  |                         |            |                |          |              |          |          |                |                |              |
| AUTEC Big Wood Cay                      | Navy Active      | Andros Island           | 0          | 0              | 0        | 0            | 0        | 0        | 0              | 34             | 3.1          |
| AUTEC Golding Cay                       | Navy Active      | Andros Island           | 0          | 0              | 0        | 0            | 0        | 0        | 0              | 29             | 5.4          |
| AUTEC Great Stirrup                     | Navy Active      | Andros Island           | 0          | 0              | 0        | 0            | 0        | 0        | 0              | 12             | 0.9          |
| AUTEC High Point Cay                    | Navy Active      | Andros Island           | 0          | 0              | 0        | 0            | 0        | 0        | 0              | 14             | 2.8          |
| AUTEC Main Base                         | Navy Active      | Andros Island           | 133        | 656,858        | 0        | 0            | 0        | 0        | 0              | 420            | 416.7        |
| AUTEC Salvador Point                    | Navy Active      | Andros Island           | 10         | 11,395         | 0        | 0            | 0        | 0        | 0              | 31             | 15.6         |
| <b>Bahamas Total:</b>                   |                  |                         | <b>143</b> | <b>668,253</b> | <b>0</b> | <b>0</b>     | <b>0</b> | <b>0</b> | <b>0</b>       | <b>541</b>     | <b>444.6</b> |
| <b><u>Bahrain</u></b>                   |                  |                         |            |                |          |              |          |          |                |                |              |
| NSA Bahrain                             | Navy Active      | Manama                  | 147        | 1,148,803      | 1        | 483          | 1        | 308      | 0              | 66             | 615.7        |
| NSA Bahrain - Aviation Unit<br>Muharraq | Navy Active      | Al Jufayr               | 12         | 22,349         | 3        | 83,255       | 0        | 0        | 0              | 3              | 55.0         |
| NSA Bahrain - Banz Wrhs<br>Compound     | Navy Active      | Al Jufayr               | 3          | 1,095          | 13       | 957,405      | 0        | 0        | 0              | 14             | 242.3        |
| NSA Bahrain - Dependent School          | Navy Active      | Al Jufayr               | 2          | 243            | 7        | 261,584      | 0        | 0        | 0              | 26             | 126.2        |
| NSA Bahrain - Mina Sulman Pier<br>Area  | Navy Active      | Al Jufayr               | 6          | 2,297          | 3        | 93,950       | 0        | 0        | 0              | 0              | 94.3         |
| Nsa-li                                  | Navy Active      | Manama                  | 10         | 139,130        | 0        | 0            | 1        | 3,632    | 0              | 95             | 203.0        |
| Sheik Isa                               | Navy Active      | Unknown                 | 715        | 459,788        | 2        | 38,000       | 0        | 0        | 0              | 0              | 240.7        |

\* US Locations that do not meet criteria of at least ten (10) Acres AND at least \$10M PRV. US Territories and Non-US Locations that do not meet criteria of at least ten (10) Acres OR at least \$10M PRV.

**DEPARTMENT OF DEFENSE**  
**Base Structure Report - As of 30 Sept 2014**

| SITE                | COMPONENT        | NAME<br>NEAREST<br>CITY | BUILDINGS  |                  |           |                  |            |                | ACRES<br>OWNED | TOTAL<br>ACRES | PRV (\$M)      |
|---------------------|------------------|-------------------------|------------|------------------|-----------|------------------|------------|----------------|----------------|----------------|----------------|
|                     |                  |                         | OWNED      |                  | LEASED    |                  | OTHER      |                |                |                |                |
|                     |                  |                         | COUNT      | SQFT             | COUNT     | SQFT             | COUNT      | SQFT           |                |                |                |
| * OTHER SITE(S) : 3 |                  |                         | 19         | 11,476           | 3         | 16,476           | 0          | 0              | 0              | 0              | 11.4           |
|                     |                  | <b>Bahrain Total:</b>   | <b>914</b> | <b>1,785,180</b> | <b>32</b> | <b>1,451,153</b> | <b>2</b>   | <b>3,940</b>   | <b>0</b>       | <b>204</b>     | <b>1,588.5</b> |
| <b>Belgium</b>      |                  |                         |            |                  |           |                  |            |                |                |                |                |
|                     | Army Active      | Brussels                | 0          | 0                | 8         | 26,287           | 0          | 0              | 0              | 0              | 60.6           |
|                     | Army Active      | Mons                    | 1          | 1,620            | 1         | 4,453            | 4          | 21,842         | 0              | 20             | 9.0            |
|                     | Army Active      | Chievres Ab             | 60         | 370,972          | 0         | 0                | 67         | 359,386        | 0              | 1,012          | 536.9          |
|                     | Army Active      | Chievres                | 4          | 575              | 0         | 0                | 36         | 240,506        | 0              | 26             | 125.6          |
|                     | Air Force Active | Kleine-Brogel           | 10         | 27,020           | 0         | 0                | 5          | 15,998         | 0              | 1              | 17.8           |
|                     | Army Active      | Mons                    | 1          | 7,112            | 9         | 199,513          | 0          | 0              | 0              | 0              | 48.3           |
|                     | Army Active      | Mons                    | 8          | 105,307          | 0         | 0                | 28         | 323,046        | 0              | 0              | 177.9          |
|                     | Army Active      | Brussels                | 18         | 65,388           | 0         | 0                | 0          | 0              | 16             | 16             | 62.3           |
| * OTHER SITE(S) : 2 |                  |                         | 1          | 151              | 3         | 18,986           | 1          | 1,245          | 0              | 0              | 5.3            |
|                     |                  | <b>Belgium Total:</b>   | <b>103</b> | <b>578,144</b>   | <b>21</b> | <b>249,239</b>   | <b>141</b> | <b>962,023</b> | <b>16</b>      | <b>1,075</b>   | <b>1,043.7</b> |
| <b>Bulgaria</b>     |                  |                         |            |                  |           |                  |            |                |                |                |                |
|                     | Army Active      | Unknown                 | 3          | 4,861            | 0         | 0                | 74         | 342,769        | 0              | 0              | 107.7          |
|                     |                  | <b>Bulgaria Total:</b>  | <b>3</b>   | <b>4,861</b>     | <b>0</b>  | <b>0</b>         | <b>74</b>  | <b>342,769</b> | <b>0</b>       | <b>0</b>       | <b>107.7</b>   |
| <b>Cambodia</b>     |                  |                         |            |                  |           |                  |            |                |                |                |                |
| * OTHER SITE(S) : 1 |                  |                         | 0          | 0                | 3         | 6,726            | 0          | 0              | 0              | 0              | 2.2            |
|                     |                  | <b>Cambodia Total:</b>  | <b>0</b>   | <b>0</b>         | <b>3</b>  | <b>6,726</b>     | <b>0</b>   | <b>0</b>       | <b>0</b>       | <b>0</b>       | <b>2.2</b>     |
| <b>Canada</b>       |                  |                         |            |                  |           |                  |            |                |                |                |                |
|                     | Navy Active      | Placentia,              | 0          | 0                | 0         | 0                | 0          | 0              | 0              | 185            | 0.0            |
| * OTHER SITE(S) : 1 |                  |                         | 0          | 0                | 1         | 144              | 0          | 0              | 0              | 1              | 0.1            |
|                     |                  | <b>Canada Total:</b>    | <b>0</b>   | <b>0</b>         | <b>1</b>  | <b>144</b>       | <b>0</b>   | <b>0</b>       | <b>0</b>       | <b>186</b>     | <b>0.1</b>     |
| <b>Colombia</b>     |                  |                         |            |                  |           |                  |            |                |                |                |                |
| * OTHER SITE(S) : 2 |                  |                         | 1          | 1,950            | 5         | 9,947            | 0          | 0              | 0              | 1              | 2.9            |
|                     |                  | <b>Colombia Total:</b>  | <b>1</b>   | <b>1,950</b>     | <b>5</b>  | <b>9,947</b>     | <b>0</b>   | <b>0</b>       | <b>0</b>       | <b>1</b>       | <b>2.9</b>     |
| <b>Costa Rica</b>   |                  |                         |            |                  |           |                  |            |                |                |                |                |
| * OTHER SITE(S) : 1 |                  |                         | 0          | 0                | 0         | 0                | 1          | 1,098          | 0              | 1              | 0.5            |

\* US Locations that do not meet criteria of at least ten (10) Acres AND at least \$10M PRV. US Territories and Non-US Locations that do not meet criteria of at least ten (10) Acres OR at least \$10M PRV.

**DEPARTMENT OF DEFENSE**  
**Base Structure Report - As of 30 Sept 2014**

| SITE  | COMPONENT        | NAME<br>NEAREST<br>CITY      | BUILDINGS    |                  |           |               |          |              | ACRES<br>OWNED | TOTAL<br>ACRES | PRV (\$M)      |
|---|------------------|------------------------------|--------------|------------------|-----------|---------------|----------|--------------|----------------|----------------|----------------|
|   |                  |                              | OWNED        |                  | LEASED    |               | OTHER    |              |                |                |                |
|   |                  |                              | COUNT        | SQFT             | COUNT     | SQFT          | COUNT    | SQFT         |                |                |                |
| <b>Costa Rica Total:</b>                      |                  |                              | <b>0</b>     | <b>0</b>         | <b>0</b>  | <b>0</b>      | <b>1</b> | <b>1,098</b> | <b>0</b>       | <b>1</b>       | <b>0.5</b>     |
| <b>Denmark</b>                                |                  |                              |              |                  |           |               |          |              |                |                |                |
| * OTHER SITE(S) : 2                           |                  |                              | 0            | 0                | 4         | 7,425         | 0        | 0            | 0              | 0              | 1.7            |
| <b>Denmark Total:</b>                         |                  |                              | <b>0</b>     | <b>0</b>         | <b>4</b>  | <b>7,425</b>  | <b>0</b> | <b>0</b>     | <b>0</b>       | <b>0</b>       | <b>1.7</b>     |
| <b>Diego Garcia</b>                           |                  |                              |              |                  |           |               |          |              |                |                |                |
| NAVSUPPFAC Diego Garcia                       | Navy Active      | Diego Garcia, Naval Facility | 621          | 2,708,121        | 0         | 0             | 0        | 0            | 0              | 7,000          | 3,659.8        |
| <b>Diego Garcia Total:</b>                    |                  |                              | <b>621</b>   | <b>2,708,121</b> | <b>0</b>  | <b>0</b>      | <b>0</b> | <b>0</b>     | <b>0</b>       | <b>7,000</b>   | <b>3,659.8</b> |
| <b>Djibouti</b>                               |                  |                              |              |                  |           |               |          |              |                |                |                |
| Camp Lemonier Djibouti                        | Navy Active      | Djibouti                     | 1,272        | 835,212          | 0         | 0             | 1        | 432          | 0              | 572            | 637.1          |
| <b>Djibouti Total:</b>                        |                  |                              | <b>1,272</b> | <b>835,212</b>   | <b>0</b>  | <b>0</b>      | <b>1</b> | <b>432</b>   | <b>0</b>       | <b>572</b>     | <b>637.1</b>   |
| <b>Egypt</b>                                  |                  |                              |              |                  |           |               |          |              |                |                |                |
| Naval Medical Research Unit Three Cairo Egypt | Navy Active      | Cairo                        | 21           | 99,429           | 3         | 19,683        | 0        | 0            | 0              | 3              | 63.7           |
| * OTHER SITE(S) : 1                           |                  |                              | 0            | 0                | 13        | 26,703        | 0        | 0            | 0              | 0              | 8.6            |
| <b>Egypt Total:</b>                           |                  |                              | <b>21</b>    | <b>99,429</b>    | <b>16</b> | <b>46,386</b> | <b>0</b> | <b>0</b>     | <b>0</b>       | <b>3</b>       | <b>72.3</b>    |
| <b>El Salvador</b>                            |                  |                              |              |                  |           |               |          |              |                |                |                |
| CSL EL SALVADOR                               | Navy Active      | San Salvador                 | 14           | 38,914           | 0         | 0             | 0        | 0            | 0              | 35             | 19.5           |
| <b>El Salvador Total:</b>                     |                  |                              | <b>14</b>    | <b>38,914</b>    | <b>0</b>  | <b>0</b>      | <b>0</b> | <b>0</b>     | <b>0</b>       | <b>35</b>      | <b>19.5</b>    |
| <b>Germany</b>                                |                  |                              |              |                  |           |               |          |              |                |                |                |
| Amelia Earhart Hotel                          | Army Active      | Wiesbaden                    | 9            | 2,180            | 0         | 0             | 1        | 216,207      | 0              | 6              | 72.6           |
| American Arms Hotel                           | Army Active      | Wiesbaden                    | 4            | 838              | 0         | 0             | 3        | 292,208      | 0              | 5              | 41.9           |
| Artillery Kaserne                             | Army Active      | Garmisch                     | 26           | 5,439            | 0         | 0             | 35       | 516,585      | 0              | 37             | 152.5          |
| Askren Manor FH                               | Army Active      | Schweinfurt                  | 0            | 0                | 0         | 0             | 0        | 0            | 0              | 73             | 0.0            |
| Aukamm Hsg Area                               | Army Active      | Wiesbaden                    | 8            | 51,124           | 0         | 0             | 111      | 1,283,489    | 0              | 93             | 331.0          |
| Bamberg                                       | Army Active      | Bamberg                      | 0            | 0                | 100       | 459,054       | 0        | 0            | 0              | 18             | 79.7           |
| Bamberg Airfield                              | Army Active      | Bamberg                      | 0            | 0                | 0         | 0             | 0        | 0            | 0              | 220            | 0.0            |
| Bamberg Storage & Range Area                  | Army Active      | Bamberg                      | 29           | 15,813           | 0         | 0             | 31       | 118,981      | 0              | 171            | 52.7           |
| Bann Communications Station                   | Air Force Active | Bann                         | 3            | 9,740            | 0         | 0             | 4        | 7,911        | 0              | 0              | 10.9           |
| Barton Barracks                               | Army Active      | Ansbach                      | 11           | 64,929           | 0         | 0             | 25       | 382,487      | 0              | 33             | 138.2          |

\* US Locations that do not meet criteria of at least ten (10) Acres AND at least \$10M PRV. US Territories and Non-US Locations that do not meet criteria of at least ten (10) Acres OR at least \$10M PRV.

**DEPARTMENT OF DEFENSE**  
**Base Structure Report - As of 30 Sept 2014**

| SITE                                 | COMPONENT        | NAME<br>NEAREST<br>CITY | BUILDINGS |           |        |       |       |           | ACRES<br>OWNED | TOTAL<br>ACRES | PRV (\$M) |
|--------------------------------------|------------------|-------------------------|-----------|-----------|--------|-------|-------|-----------|----------------|----------------|-----------|
|                                      |                  |                         | OWNED     |           | LEASED |       | OTHER |           |                |                |           |
|                                      |                  |                         | COUNT     | SQFT      | COUNT  | SQFT  | COUNT | SQFT      |                |                |           |
| Baumholder Airfield                  | Army Active      | Baumholder              | 4         | 10,452    | 0      | 0     | 1     | 1,590     | 0              | 47             | 10.0      |
| Baumholder Family Housing            | Army Active      | Baumholder              | 17        | 25,232    | 0      | 0     | 69    | 2,261,660 | 0              | 95             | 476.1     |
| Baumholder Hospital                  | Army Active      | Baumholder              | 6         | 10,726    | 0      | 0     | 12    | 189,198   | 0              | 13             | 79.0      |
| Baumholder Qm Area                   | Army Active      | Baumholder              | 19        | 38,031    | 0      | 0     | 28    | 359,388   | 0              | 60             | 96.4      |
| Benjamin Franklin VII Family Housing | Army Active      | Mannheim                | 0         | 0         | 0      | 0     | 0     | 0         | 0              | 220            | 0.0       |
| Bitburg FH Annex                     | Air Force Active | Trier                   | 21        | 319,623   | 0      | 0     | 62    | 2,248,503 | 0              | 156            | 670.4     |
| Bleidorn Family Housing              | Army Active      | Ansbach                 | 1         | 272       | 0      | 0     | 28    | 681,466   | 0              | 34             | 147.2     |
| Boeblingen Family Housing            | Army Active      | Boeblingen              | 4         | 13,935    | 0      | 0     | 21    | 516,864   | 1              | 24             | 113.6     |
| Boeblingen Range                     | Army Active      | Boeblingen              | 2         | 5,157     | 0      | 0     | 6     | 6,545     | 0              | 18             | 5.6       |
| Boeblingen Training Area             | Army Active      | Boeblingen              | 11        | 6,055     | 0      | 0     | 34    | 32,846    | 0              | 1,419          | 43.6      |
| Breitenau Skeet Range                | Army Active      | Garmisch                | 0         | 0         | 0      | 0     | 1     | 4,439     | 0              | 50             | 0.9       |
| Breitenwald Training Area            | Army Active      | Landstuhl               | 6         | 6,634     | 0      | 0     | 2     | 1,045     | 0              | 127            | 3.5       |
| Buechel AB                           | Air Force Active | Buechel                 | 4         | 7,524     | 0      | 0     | 10    | 57,454    | 0              | 0              | 23.1      |
| Campbell Barracks                    | Army Active      | Heidelberg              | 34        | 57,411    | 0      | 0     | 30    | 955,223   | 0              | 42             | 376.0     |
| Coleman Barracks                     | Army Active      | Mannheim                | 94        | 277,162   | 0      | 0     | 141   | 1,600,444 | 0              | 583            | 755.1     |
| Conn Barracks                        | Army Active      | Schweinfurt             | 0         | 0         | 0      | 0     | 0     | 0         | 0              | 502            | 0.0       |
| Crestview Hsg Area                   | Army Active      | Wiesbaden               | 0         | 0         | 0      | 0     | 55    | 1,018,331 | 0              | 33             | 193.0     |
| Daenner Kaserne                      | Army Active      | Kaiserlautern           | 24        | 31,968    | 0      | 0     | 28    | 424,638   | 0              | 31             | 135.0     |
| Dannenfels Communications Sta        | Army Active      | Mannheim                | 0         | 0         | 0      | 0     | 0     | 0         | 0              | 3              | 0.0       |
| Darmstadt Training Center            | Army Active      | Darmstadt               | 19        | 59,777    | 0      | 0     | 5     | 43,897    | 0              | 125            | 43.8      |
| East Camp Grafenwoehr                | Army Active      | Grafenwoehr             | 507       | 2,988,044 | 1      | 2,943 | 605   | 3,578,731 | 0              | 2,698          | 6,544.2   |
| Echterdingen Airfield                | Army Active      | Stuttgart               | 14        | 37,162    | 0      | 0     | 15    | 131,871   | 0              | 54             | 61.6      |
| Egelsbach Transmitter Fac            | Army Active      | Langen                  | 3         | 2,509     | 0      | 0     | 4     | 6,652     | 75             | 76             | 6.0       |
| Einsiedlerhof Maintenance Annex      | Air Force Active | Einsiedlerhof           | 4         | 10,045    | 0      | 0     | 4     | 105,302   | 0              | 14             | 36.8      |
| Einsiedlerhof Storage Annex          | Air Force Active | Kaiserlautern           | 9         | 104,457   | 0      | 0     | 15    | 367,922   | 0              | 0              | 119.9     |
| Einsiedlerkoepfe Training Annex      | Air Force Active | Kaiserlautern           | 4         | 5,338     | 0      | 0     | 1     | 11,057    | 0              | 0              | 11.5      |
| Finthen Airfield                     | Army Active      | Mainz                   | 20        | 6,236     | 0      | 0     | 1     | 855       | 0              | 107            | 7.4       |
| Fintherlandstr Family Housing        | Army Active      | Mainz                   | 2         | 120       | 0      | 0     | 18    | 190,855   | 0              | 9              | 37.4      |
| Flynn FH & Training Areas            | Army Active      | Bamberg                 | 94        | 250,210   | 0      | 0     | 62    | 1,392,967 | 0              | 2,619          | 392.5     |
| Freihoelser Tng Area                 | Army Active      | Amberg                  | 12        | 11,460    | 0      | 0     | 0     | 0         | 0              | 339            | 13.7      |
| Funari Barracks                      | Army Active      | Mannheim                | 18        | 36,694    | 0      | 0     | 16    | 308,952   | 0              | 27             | 111.8     |
| Garmisch Family Housing              | Army Active      | Garmisch                | 5         | 2,448     | 0      | 0     | 20    | 345,004   | 0              | 83             | 86.1      |
| Garmisch Golf Course                 | Army Active      | Garmisch                | 8         | 8,141     | 0      | 0     | 1     | 3,321     | 0              | 72             | 7.5       |
| Geilenkirchen AB                     | Air Force Active | Geilenkirchen           | 10        | 44,469    | 1      | 2,908 | 12    | 107,707   | 0              | 0              | 58.9      |

\* US Locations that do not meet criteria of at least ten (10) Acres AND at least \$10M PRV. US Territories and Non-US Locations that do not meet criteria of at least ten (10) Acres OR at least \$10M PRV.



**DEPARTMENT OF DEFENSE**  
**Base Structure Report - As of 30 Sept 2014**

| SITE                                  | COMPONENT        | NAME<br>NEAREST<br>CITY | BUILDINGS |           |        |           |       |           | ACRES<br>OWNED | TOTAL<br>ACRES | PRV (\$M) |
|---------------------------------------|------------------|-------------------------|-----------|-----------|--------|-----------|-------|-----------|----------------|----------------|-----------|
|                                       |                  |                         | OWNED     |           | LEASED |           | OTHER |           |                |                |           |
|                                       |                  |                         | COUNT     | SQFT      | COUNT  | SQFT      | COUNT | SQFT      |                |                |           |
| General Abrams Hotel And Disp         | Army Active      | Garmisch                | 0         | 0         | 0      | 0         | 0     | 0         | 0              | 11             | 2.2       |
| Germersheim Army Depot                | Army Active      | Germersheim             | 137       | 1,687,728 | 0      | 0         | 22    | 460,288   | 0              | 454            | 604.0     |
| Giessen General Depot                 | Army Active      | Giessen                 | 31        | 28,748    | 0      | 0         | 36    | 1,341,279 | 92             | 92             | 378.4     |
| Grafenwoehr                           | Army Active      | Grafenwohr              | 0         | 0         | 1,778  | 5,109,217 | 0     | 0         | 0              | 167            | 849.8     |
| Grafenwoehr Training Area             | Army Active      | Grafenwohr              | 581       | 392,426   | 0      | 0         | 12    | 11,852    | 0              | 51,676         | 728.9     |
| Gruenstadt AAFES Fac                  | Army Active      | Gruenstadt              | 11        | 50,071    | 0      | 0         | 14    | 306,078   | 0              | 18             | 84.3      |
| Hainerberg Housing and Shop Ctr       | Army Active      | Wiesbaden               | 29        | 232,492   | 0      | 0         | 76    | 1,927,048 | 0              | 165            | 517.8     |
| Hammonds Barracks                     | Army Active      | Seckenheim              | 0         | 0         | 0      | 0         | 0     | 0         | 0              | 17             | 0.0       |
| Hausberg Ski Area                     | Army Active      | Garmisch                | 2         | 8,461     | 0      | 0         | 0     | 0         | 17             | 30             | 1.3       |
| Heidelberg Army Heliport              | Army Active      | Heidelberg              | 0         | 0         | 0      | 0         | 0     | 0         | 0              | 45             | 0.0       |
| Heidelberg Community Sup Ctr          | Army Active      | Heidelberg              | 0         | 0         | 0      | 0         | 0     | 0         | 0              | 27             | 0.0       |
| Heidelberg Golf Course                | Army Active      | Heidelberg              | 0         | 0         | 0      | 0         | 0     | 0         | 0              | 125            | 0.0       |
| Heidelberg Hospital                   | Army Active      | Heidelberg              | 0         | 0         | 0      | 0         | 0     | 0         | 0              | 23             | 0.0       |
| Hill 365 Radio Relay Fac              | Army Active      | Kaiserlautern           | 5         | 901       | 0      | 0         | 1     | 3,948     | 0              | 17             | 3.1       |
| Hohenfels                             | Army Active      | Hohenfels               | 0         | 0         | 480    | 1,196,958 | 0     | 0         | 0              | 0              | 207.6     |
| Hohenfels Training Area               | Army Active      | Hohenfels               | 588       | 1,406,605 | 1      | 151       | 355   | 1,797,852 | 0              | 40,023         | 1,603.3   |
| Hoppstaedten                          | Army Active      | Baumholder              | 2         | 3,085     | 0      | 0         | 4     | 24,555    | 0              | 27             | 28.2      |
| Husterhoeh Kaserne                    | Army Active      | Pirmasens               | 44        | 500,170   | 0      | 0         | 25    | 508,590   | 0              | 132            | 226.5     |
| Illesheim Leased                      | Army Active      | Illesheim               | 0         | 0         | 87     | 246,380   | 0     | 0         | 0              | 0              | 42.2      |
| Kaiserslautern                        | Army Active      | Kaiserslautern          | 1         | 44,485    | 0      | 0         | 0     | 0         | 0              | 472            | 24.1      |
| Kaiserslautern Army Depot             | Army Active      | Kaiserslautern          | 96        | 712,372   | 0      | 0         | 58    | 907,689   | 0              | 606            | 529.2     |
| Kaiserslautern Equip Spt Ctr          | Army Active      | Kaiserslautern          | 25        | 34,333    | 0      | 0         | 19    | 179,979   | 0              | 51             | 63.6      |
| Kapaun Administration Annex           | Air Force Active | Kaiserslautern          | 22        | 93,743    | 0      | 0         | 40    | 548,716   | 0              | 114            | 253.1     |
| Kastel Housing Area                   | Army Active      | Wiesbaden               | 12        | 17,547    | 0      | 0         | 11    | 372,832   | 0              | 28             | 87.9      |
| Katterbach Kaserne                    | Army Active      | Ansbach                 | 67        | 284,304   | 0      | 0         | 99    | 2,454,143 | 0              | 434            | 867.4     |
| Kefurt & Craig Village Family Housing | Army Active      | Stuttgart               | 1         | 921       | 0      | 0         | 39    | 1,010,902 | 0              | 38             | 198.8     |
| Kelley Barracks                       | Army Active      | Stuttgart               | 31        | 127,433   | 0      | 0         | 23    | 685,931   | 6              | 72             | 288.1     |
| Kilbourne Kaserne                     | Army Active      | Heidelberg              | 0         | 0         | 0      | 0         | 0     | 0         | 0              | 13             | 0.0       |
| Kitzingen                             | Army Active      | Kitzingen               | 0         | 0         | 135    | 498,676   | 0     | 0         | 0              | 0              | 83.2      |
| Kleber Kaserne                        | Army Active      | Kaiserslautern          | 56        | 282,604   | 0      | 0         | 31    | 767,943   | 0              | 77             | 354.9     |
| Kornwestheim Golf Course              | Army Active      | Kornwestheim            | 6         | 28,136    | 0      | 0         | 1     | 435       | 0              | 320            | 14.7      |
| Lampertheim Training Area             | Army Active      | Lampertheim             | 0         | 0         | 0      | 0         | 0     | 0         | 0              | 4,192          | 0.0       |
| Landstuhl FH Annex O3                 | Air Force Active | Landstuhl               | 25        | 114,753   | 0      | 0         | 14    | 438,492   | 0              | 0              | 170.4     |
| Landstuhl Heliport                    | Army Active      | Landstuhl               | 39        | 81,714    | 0      | 0         | 0     | 0         | 0              | 113            | 53.5      |

\* US Locations that do not meet criteria of at least ten (10) Acres AND at least \$10M PRV. US Territories and Non-US Locations that do not meet criteria of at least ten (10) Acres OR at least \$10M PRV.

**DEPARTMENT OF DEFENSE**  
**Base Structure Report - As of 30 Sept 2014**

| SITE                                 | COMPONENT        | NAME<br>NEAREST<br>CITY | BUILDINGS |           |        |       |       |           | ACRES<br>OWNED | TOTAL<br>ACRES | PRV (\$M) |
|--------------------------------------|------------------|-------------------------|-----------|-----------|--------|-------|-------|-----------|----------------|----------------|-----------|
|                                      |                  |                         | OWNED     |           | LEASED |       | OTHER |           |                |                |           |
|                                      |                  |                         | COUNT     | SQFT      | COUNT  | SQFT  | COUNT | SQFT      |                |                |           |
| Landstuhl Hospital                   | Army Active      | Landstuhl               | 96        | 250,053   | 0      | 0     | 72    | 1,477,751 | 0              | 165            | 868.4     |
| Landstuhl Maintenance Site           | Air Force Active | Landstuhl               | 37        | 155,886   | 0      | 0     | 3     | 8,883     | 0              | 0              | 48.7      |
| Landstuhl Maintenance Site 2         | Air Force Active | Landstuhl               | 8         | 34,410    | 0      | 0     | 5     | 15,964    | 0              | 0              | 21.5      |
| Ledward Barracks                     | Army Active      | Schweinfurt             | 0         | 0         | 0      | 0     | 0     | 0         | 0              | 161            | 0.0       |
| Mainz                                | Army Active      | Mainz                   | 0         | 0         | 1      | 1,967 | 0     | 0         | 0              | 120            | 0.6       |
| Mainz-Kastel Station                 | Army Active      | Wiesbaden               | 21        | 24,314    | 0      | 0     | 29    | 763,961   | 0              | 58             | 215.9     |
| Mark Twain Village Family Housing    | Army Active      | Heidelberg              | 0         | 0         | 0      | 0     | 0     | 0         | 0              | 61             | 0.0       |
| McCully Barracks                     | Army Active      | Wackernheim             | 30        | 171,253   | 0      | 0     | 32    | 347,640   | 0              | 74             | 169.8     |
| Miesau                               | Army Active      | Miesau                  | 0         | 0         | 0      | 0     | 0     | 0         | 0              | 7              | 12.0      |
| Miesau Ammo Depot                    | Army Active      | Miesau                  | 118       | 839,837   | 0      | 0     | 495   | 1,514,801 | 0              | 2,326          | 747.2     |
| Moehringen Family Housing            | Army Active      | Stuttgart               | 1         | 80        | 0      | 0     | 34    | 402,416   | 0              | 32             | 74.7      |
| Nathan Hale Qm Area                  | Army Active      | Darmstadt               | 0         | 0         | 0      | 0     | 0     | 0         | 1              | 39             | 0.0       |
| Oberammergau NATO School             | Army Active      | Garmisch                | 3         | 1,827     | 0      | 0     | 4     | 43,010    | 0              | 0              | 14.5      |
| Oberdachstetten Training Area        | Army Active      | Ansbach                 | 24        | 28,449    | 0      | 0     | 77    | 252,327   | 0              | 884            | 111.6     |
| Oberweis Annex                       | Air Force Active | Trier                   | 5         | 2,676     | 0      | 0     | 10    | 56,772    | 0              | 74             | 30.1      |
| Oftersheim Small Arms Range          | Army Active      | Heidelberg              | 0         | 0         | 0      | 0     | 0     | 0         | 0              | 35             | 0.0       |
| Panzer Kaserne                       | Army Active      | Stuttgart               | 21        | 220,953   | 0      | 0     | 38    | 1,229,703 | 2              | 111            | 456.8     |
| Panzer Kaserne                       | Army Active      | Kaiserlautern           | 5         | 1,212     | 0      | 0     | 10    | 303,670   | 0              | 19             | 110.1     |
| Patch Barracks                       | Army Active      | Stuttgart               | 37        | 389,182   | 0      | 0     | 38    | 1,162,909 | 1              | 110            | 532.4     |
| Patrick Henry Village Family Housing | Army Active      | Heidelberg              | 0         | 0         | 0      | 0     | 0     | 0         | 0              | 250            | 0.0       |
| Patton Barracks                      | Army Active      | Heidelberg              | 12        | 33,086    | 0      | 0     | 0     | 0         | 0              | 37             | 0.0       |
| Pfeffelbach                          | Army Active      | Pfeffelbach             | 1         | 78        | 0      | 0     | 2     | 16,896    | 0              | 58             | 23.8      |
| Pulaski Barracks                     | Army Active      | Kaiserlautern           | 40        | 72,469    | 0      | 0     | 33    | 203,479   | 0              | 131            | 110.7     |
| Ramstein AB                          | Air Force Active | Ramstein                | 475       | 4,056,425 | 0      | 0     | 366   | 5,655,378 | 0              | 0              | 4,398.7   |
| Ramstein Storage Annex               | Air Force Active | Weilerbach              | 15        | 184,681   | 0      | 0     | 3     | 50,694    | 0              | 0              | 61.6      |
| Rheinblick Rec Annex                 | Army Active      | Wiesbaden               | 6         | 14,002    | 0      | 0     | 2     | 14,052    | 0              | 175            | 14.5      |
| Rhine Ordnance Barracks              | Army Active      | Kaiserlautern           | 129       | 452,684   | 0      | 0     | 846   | 1,908,942 | 0              | 3,037          | 839.6     |
| Robinson Barracks                    | Army Active      | Stuttgart               | 4         | 86,810    | 0      | 0     | 4     | 19,180    | 1              | 24             | 30.5      |
| Robinson-Grenadier Family Housing    | Army Active      | Stuttgart               | 2         | 515       | 0      | 0     | 52    | 1,396,782 | 0              | 124            | 326.9     |
| Rottershausen Ammo Stor Area         | Army Active      | Schweinfurt             | 0         | 0         | 0      | 0     | 0     | 0         | 0              | 186            | 0.0       |
| Sambach AFN Fac                      | Army Active      | Sembach                 | 0         | 0         | 0      | 0     | 3     | 1,999     | 0              | 10             | 1.0       |
| Schweinfurt Training Areas           | Army Active      | Schweinfurt             | 0         | 0         | 0      | 0     | 0     | 0         | 0              | 10,803         | 0.0       |
| Schwetzingen Training Area           | Army Active      | Schwetzingen            | 0         | 0         | 0      | 0     | 0     | 0         | 0              | 277            | 0.0       |

\* US Locations that do not meet criteria of at least ten (10) Acres AND at least \$10M PRV. US Territories and Non-US Locations that do not meet criteria of at least ten (10) Acres OR at least \$10M PRV.

**DEPARTMENT OF DEFENSE**  
**Base Structure Report - As of 30 Sept 2014**

| SITE                                | COMPONENT        | NAME<br>NEAREST<br>CITY | BUILDINGS    |                   |              |                  |              |                   | ACRES<br>OWNED | TOTAL<br>ACRES | PRV (\$M)       |
|-------------------------------------|------------------|-------------------------|--------------|-------------------|--------------|------------------|--------------|-------------------|----------------|----------------|-----------------|
|                                     |                  |                         | OWNED        |                   | LEASED       |                  | OTHER        |                   |                |                |                 |
|                                     |                  |                         | COUNT        | SQFT              | COUNT        | SQFT             | COUNT        | SQFT              |                |                |                 |
| Sembach Admin Annex                 | Army Active      | Sembach                 | 41           | 575,447           | 0            | 0                | 79           | 1,745,251         | 0              | 279            | 637.3           |
| Sheridan Barracks                   | Army Active      | Garmisch                | 4            | 301,899           | 0            | 0                | 11           | 401,133           | 0              | 29             | 180.7           |
| Shipton Kaserne                     | Army Active      | Ansbach                 | 90           | 519,743           | 0            | 0                | 23           | 246,582           | 0              | 388            | 215.9           |
| Siegenburg Air Range                | Air Force Active | Landshut                | 3            | 2,650             | 0            | 0                | 5            | 7,756             | 0              | 681            | 7.0             |
| Smith Barracks                      | Army Active      | Baumholder              | 187          | 524,224           | 0            | 0                | 194          | 3,103,750         | 0              | 0              | 1,418.4         |
| South Camp Vilseck                  | Army Active      | Vilseck                 | 569          | 4,135,147         | 0            | 0                | 136          | 1,330,063         | 0              | 2,193          | 1,807.1         |
| Spangdahlem AB                      | Air Force Active | Spangdahlem             | 378          | 1,839,597         | 0            | 0                | 214          | 2,113,211         | 0              | 1,617          | 2,196.5         |
| Spangdahlem Waste Annex             | Air Force Active | Spangdahlem             | 2            | 2,586             | 0            | 0                | 2            | 4,105             | 0              | 3              | 51.3            |
| Spinelli Barracks                   | Army Active      | Mannheim                | 0            | 0                 | 0            | 0                | 1            | 13,492            | 0              | 198            | 6.3             |
| Steuben & Weicht VII Family Housing | Army Active      | Stuttgart               | 2            | 782               | 0            | 0                | 54           | 558,917           | 0              | 48             | 111.5           |
| Storck Barracks                     | Army Active      | Illesheim               | 53           | 175,589           | 0            | 0                | 97           | 1,874,503         | 0              | 442            | 662.7           |
| Stuttgart Dependent School          | Army Active      | Stuttgart               | 1            | 301               | 0            | 0                | 4            | 167,796           | 0              | 11             | 51.3            |
| Sullivan Barracks                   | Army Active      | Mannheim                | 28           | 153,650           | 0            | 0                | 51           | 931,535           | 0              | 111            | 360.2           |
| Sulzheim Training Area              | Army Active      | Schweinfurt             | 0            | 0                 | 0            | 0                | 0            | 0                 | 0              | 145            | 0.0             |
| Taylor Barracks                     | Army Active      | Mannheim                | 0            | 0                 | 0            | 0                | 0            | 0                 | 0              | 113            | 0.0             |
| Tompkins Barracks                   | Army Active      | Schwetzingen            | 0            | 0                 | 0            | 0                | 1            | 408               | 0              | 88             | 0.1             |
| Vilseck                             | Army Active      | Vilseck                 | 0            | 0                 | 141          | 679,741          | 0            | 0                 | 0              | 31             | 115.3           |
| Vogelweh FH Annex                   | Air Force Active | Kaiserlautern           | 184          | 987,521           | 0            | 0                | 108          | 2,462,746         | 0              | 631            | 978.1           |
| Wackernhm-Schwabenwaeldchen TA      | Army Active      | Wackernheim             | 8            | 2,321             | 0            | 0                | 6            | 2,556             | 0              | 23             | 5.6             |
| Warner Barracks                     | Army Active      | Bamberg                 | 193          | 298,950           | 0            | 0                | 121          | 2,582,150         | 0              | 209            | 983.9           |
| Warner Barracks Family Housing      | Army Active      | Bamberg                 | 4            | 746               | 0            | 0                | 13           | 337,013           | 0              | 13             | 70.9            |
| Weilimdorf Warehouse                | Army Active      | Stuttgart               | 0            | 0                 | 0            | 0                | 2            | 61,758            | 0              | 4              | 13.1            |
| Weisskirchen AFN Trans Fac          | Army Active      | Weisskirchen            | 0            | 0                 | 0            | 0                | 6            | 13,519            | 0              | 18             | 42.8            |
| Wetzel Family Housing               | Army Active      | Baumholder              | 9            | 31,210            | 0            | 0                | 35           | 1,243,923         | 0              | 0              | 256.8           |
| Wetzel Kaserne                      | Army Active      | Baumholder              | 20           | 102,918           | 0            | 0                | 8            | 98,333            | 0              | 0              | 81.7            |
| Wiesbaden Army Airfield             | Army Active      | Wiesbaden               | 421          | 1,438,185         | 0            | 0                | 115          | 2,130,939         | 0              | 638            | 1,114.9         |
| Wiesbaden Recreation Center         | Army Active      | Wiesbaden               | 4            | 6,758             | 0            | 0                | 1            | 1,342             | 0              | 26             | 5.5             |
| <b>* OTHER SITE(S) : 39</b>         |                  |                         | 21           | 92,030            | 35           | 96,840           | 34           | 160,333           | 2              | 116            | 111.2           |
| <b>Germany Total:</b>               |                  |                         | <b>6,189</b> | <b>28,873,522</b> | <b>2,760</b> | <b>8,294,836</b> | <b>5,876</b> | <b>71,961,471</b> | <b>199</b>     | <b>137,360</b> | <b>40,521.4</b> |
| <b>Greece</b>                       |                  |                         |              |                   |              |                  |              |                   |                |                |                 |
| NATO Ordnance Area                  | Navy Active      | Soudha Bay              | 1            | 216               | 0            | 0                | 15           | 126,284           | 0              | 0              | 49.5            |
| NSA Souda Bay                       | Navy Active      | Soudha Bay              | 53           | 441,501           | 0            | 0                | 0            | 0                 | 0              | 101            | 271.5           |

\* US Locations that do not meet criteria of at least ten (10) Acres AND at least \$10M PRV. US Territories and Non-US Locations that do not meet criteria of at least ten (10) Acres OR at least \$10M PRV.

**DEPARTMENT OF DEFENSE**  
**Base Structure Report - As of 30 Sept 2014**

| SITE                                 | COMPONENT        | NAME<br>NEAREST<br>CITY | BUILDINGS    |                  |          |              |           |                | ACRES<br>OWNED | TOTAL<br>ACRES | PRV (\$M)      |
|--------------------------------------|------------------|-------------------------|--------------|------------------|----------|--------------|-----------|----------------|----------------|----------------|----------------|
|                                      |                  |                         | OWNED        |                  | LEASED   |              | OTHER     |                |                |                |                |
|                                      |                  |                         | COUNT        | SQFT             | COUNT    | SQFT         | COUNT     | SQFT           |                |                |                |
| NSA Souda Bay Marathi Pier Area      | Navy Active      | Soudha Bay              | 10           | 14,925           | 0        | 0            | 0         | 0              | 0              | 0              | 15.7           |
| NSA Souda Bay NAMFI Compound         | Navy Active      | Soudha Bay              | 8            | 38,754           | 0        | 0            | 0         | 0              | 0              | 0              | 10.4           |
| * OTHER SITE(S) : 2                  |                  |                         | 0            | 0                | 1        | 2,821        | 4         | 20,157         | 0              | 0              | 3.6            |
| <b>Greece Total:</b>                 |                  |                         | <b>72</b>    | <b>495,396</b>   | <b>1</b> | <b>2,821</b> | <b>19</b> | <b>146,441</b> | <b>0</b>       | <b>101</b>     | <b>350.6</b>   |
| <b>Greenland</b>                     |                  |                         |              |                  |          |              |           |                |                |                |                |
| Thule AB                             | Air Force Active | Thule                   | 194          | 2,251,298        | 0        | 0            | 0         | 0              | 0              | 233,034        | 3,267.0        |
| <b>Greenland Total:</b>              |                  |                         | <b>194</b>   | <b>2,251,298</b> | <b>0</b> | <b>0</b>     | <b>0</b>  | <b>0</b>       | <b>0</b>       | <b>233,034</b> | <b>3,267.0</b> |
| <b>Guantanamo Bay</b>                |                  |                         |              |                  |          |              |           |                |                |                |                |
| NS Guantanamo Bay                    | Navy Active      | Guantanamo Bay          | 1,349        | 6,020,012        | 0        | 0            | 7         | 10,040         | 0              | 28,817         | 3,695.1        |
| <b>Guantanamo Bay Total:</b>         |                  |                         | <b>1,349</b> | <b>6,020,012</b> | <b>0</b> | <b>0</b>     | <b>7</b>  | <b>10,040</b>  | <b>0</b>       | <b>28,817</b>  | <b>3,695.1</b> |
| <b>Honduras</b>                      |                  |                         |              |                  |          |              |           |                |                |                |                |
| * OTHER SITE(S) : 1                  |                  |                         | 144          | 267,786          | 0        | 0            | 0         | 0              | 0              | 0              | 207.2          |
| <b>Honduras Total:</b>               |                  |                         | <b>144</b>   | <b>267,786</b>   | <b>0</b> | <b>0</b>     | <b>0</b>  | <b>0</b>       | <b>0</b>       | <b>0</b>       | <b>207.2</b>   |
| <b>Hong Kong</b>                     |                  |                         |              |                  |          |              |           |                |                |                |                |
| * OTHER SITE(S) : 1                  |                  |                         | 0            | 0                | 1        | 4,922        | 0         | 0              | 0              | 0              | 2.4            |
| <b>Hong Kong Total:</b>              |                  |                         | <b>0</b>     | <b>0</b>         | <b>1</b> | <b>4,922</b> | <b>0</b>  | <b>0</b>       | <b>0</b>       | <b>0</b>       | <b>2.4</b>     |
| <b>Iceland</b>                       |                  |                         |              |                  |          |              |           |                |                |                |                |
| Grindavik, Iceland                   | Navy Active      | Grindavik               | 7            | 18,421           | 0        | 0            | 0         | 0              | 0              | 1,049          | 34.0           |
| <b>Iceland Total:</b>                |                  |                         | <b>7</b>     | <b>18,421</b>    | <b>0</b> | <b>0</b>     | <b>0</b>  | <b>0</b>       | <b>0</b>       | <b>1,049</b>   | <b>34.0</b>    |
| <b>Italy</b>                         |                  |                         |              |                  |          |              |           |                |                |                |                |
| Augusta Bay                          | Navy Active      | Catania                 | 5            | 55,884           | 0        | 0            | 0         | 0              | 0              | 0              | 46.5           |
| Aviano AB                            | Air Force Active | Aviano                  | 109          | 804,157          | 0        | 0            | 96        | 1,577,641      | 0              | 1,200          | 1,717.0        |
| Aviano Administration Annex Group HQ | Air Force Active | Aviano                  | 6            | 6,006            | 0        | 0            | 5         | 40,554         | 0              | 8              | 21.6           |
| Aviano Ammunition Storage Annex      | Air Force Active | Aviano                  | 3            | 6,673            | 0        | 0            | 32        | 94,975         | 0              | 47             | 45.0           |
| Aviano Bachelor Housing Annex 1      | Air Force Active | Aviano                  | 15           | 147,822          | 0        | 0            | 6         | 475,732        | 0              | 39             | 318.5          |
| Aviano Bachelor Housing Annex 2      | Air Force Active | Aviano                  | 7            | 217,208          | 0        | 0            | 9         | 82,949         | 0              | 13             | 117.3          |
| Aviano FH Annex 5                    | Air Force Active | Aviano                  | 0            | 0                | 23       | 68,235       | 0         | 0              | 0              | 0              | 17.5           |
| Aviano Maintenance Annex             | Air Force Active | Aviano                  | 6            | 4,618            | 0        | 0            | 7         | 111,343        | 0              | 7              | 33.7           |

\* US Locations that do not meet criteria of at least ten (10) Acres AND at least \$10M PRV. US Territories and Non-US Locations that do not meet criteria of at least ten (10) Acres OR at least \$10M PRV.

**DEPARTMENT OF DEFENSE**  
**Base Structure Report - As of 30 Sept 2014**

| SITE                                | COMPONENT        | NAME<br>NEAREST<br>CITY | BUILDINGS    |                   |            |                  |            |                  | ACRES<br>OWNED | TOTAL<br>ACRES | PRV (\$M)      |
|-------------------------------------|------------------|-------------------------|--------------|-------------------|------------|------------------|------------|------------------|----------------|----------------|----------------|
|                                     |                  |                         | OWNED        |                   | LEASED     |                  | OTHER      |                  |                |                |                |
|                                     |                  |                         | COUNT        | SQFT              | COUNT      | SQFT             | COUNT      | SQFT             |                |                |                |
| Aviano Storage Annex                | Air Force Active | Aviano                  | 0            | 0                 | 2          | 94,440           | 0          | 0                | 0              | 6              | 17.2           |
| Camp Darby                          | Army Active      | Tirrenia                | 147          | 624,575           | 0          | 0                | 1          | 25,269           | 0              | 159            | 345.3          |
| Camp Ederle                         | Army Active      | Vicenza                 | 193          | 1,591,347         | 8          | 70,213           | 43         | 427,070          | 0              | 147            | 1,109.9        |
| Carney Park                         | Navy Active      | Naples                  | 23           | 21,341            | 4          | 10,430           | 0          | 0                | 0              | 53             | 27.9           |
| Del Din                             | Army Active      | Vicenza                 | 43           | 979,643           | 0          | 0                | 9          | 203,866          | 0              | 153            | 518.0          |
| Ghedi Radio Relay Site              | Air Force Active | Brescia                 | 11           | 28,676            | 0          | 0                | 4          | 27,369           | 0              | 1              | 22.7           |
| Lago Patria                         | Navy Active      | Naples                  | 9            | 14,215            | 0          | 0                | 1          | 6,487            | 0              | 3              | 11.5           |
| Livorno                             | Army Active      | Livorno                 | 0            | 0                 | 33         | 165,442          | 0          | 0                | 0              | 0              | 37.5           |
| Livorno Supply and Maint Area       | Army Active      | Livorno                 | 128          | 1,239,422         | 0          | 0                | 0          | 0                | 0              | 277            | 542.3          |
| Livorno Training Area               | Army Active      | Livorno                 | 5            | 5,727             | 0          | 0                | 0          | 0                | 0              | 50             | 8.6            |
| Longare Communications Site         | Army Active      | Vicenza                 | 6            | 7,741             | 0          | 0                | 27         | 72,952           | 0              | 52             | 48.9           |
| NAS 1 Support Area                  | Navy Active      | Catania                 | 60           | 1,124,179         | 1          | 67,800           | 0          | 0                | 0              | 10             | 525.3          |
| NAS Pensacola Transmitter Site      | Navy Active      | Sigonella Sicily        | 11           | 33,742            | 0          | 0                | 0          | 0                | 0              | 0              | 28.9           |
| NAS Sigonella                       | Navy Active      | Sigonella Sicily        | 168          | 1,636,460         | 0          | 0                | 4          | 19,865           | 0              | 316            | 904.8          |
| NAS Sigonella Belpasso Hsg          | Navy Active      | Catania                 | 1            | 11,646            | 149        | 952,535          | 0          | 0                | 0              | 104            | 261.6          |
| NATO Ordnance Facility              | Navy Active      | Sigonella Sicily        | 37           | 87,480            | 0          | 0                | 0          | 0                | 0              | 172            | 54.5           |
| NAVSUPPACT NAPLES IT                | Navy Active      | Naples                  | 73           | 1,334,304         | 0          | 0                | 0          | 0                | 0              | 58             | 579.4          |
| NSA Naples Support Site             | Navy Active      | Naples                  | 2            | 200,349           | 161        | 3,283,218        | 0          | 0                | 0              | 228            | 1,096.0        |
| NSA Naples Various Location Housing | Navy Active      | Naples                  | 0            | 0                 | 3          | 26,833           | 0          | 0                | 0              | 0              | 6.9            |
| Pisa Ammo Storage Area              | Army Active      | Pisa                    | 220          | 544,695           | 0          | 0                | 1          | 8,445            | 0              | 2,093          | 264.7          |
| San Vito Dei Normanni AS            | Air Force Active | San Vito Normanni       | 2            | 3,800             | 0          | 0                | 0          | 0                | 0              | 25             | 4.0            |
| Vicenza                             | Army Active      | Vicenza                 | 1            | 1,431             | 145        | 1,319,885        | 3          | 9,902            | 0              | 5              | 304.4          |
| Vicenza Basic Load Storage Area     | Army Active      | Vicenza                 | 16           | 28,010            | 0          | 0                | 0          | 0                | 0              | 34             | 15.9           |
| Vicenza Family Housing              | Army Active      | Vicenza                 | 215          | 690,372           | 0          | 0                | 1          | 2,793            | 0              | 82             | 231.9          |
| * OTHER SITE(S) : 18                |                  |                         | 15           | 22,869            | 9          | 122,801          | 9          | 31,533           | 0              | 41             | 55.1           |
| <b>Italy Total:</b>                 |                  |                         | <b>1,537</b> | <b>11,474,393</b> | <b>538</b> | <b>6,181,833</b> | <b>258</b> | <b>3,218,745</b> | <b>0</b>       | <b>5,384</b>   | <b>9,340.3</b> |

**Japan**

|                          |             |                            |    |         |   |   |    |         |   |       |       |
|--------------------------|-------------|----------------------------|----|---------|---|---|----|---------|---|-------|-------|
| Akasaka Press Center     | Army Active | Tokyo                      | 6  | 507     | 0 | 0 | 5  | 162,032 | 0 | 7     | 44.0  |
| Akasaka POL Dep          | Navy Active | Sasebo                     | 45 | 109,920 | 0 | 0 | 43 | 187,737 | 0 | 182   | 580.0 |
| Akizuki Ammunition Depot | Army Active | Akizuki                    | 16 | 4,842   | 0 | 0 | 50 | 407,615 | 0 | 138   | 176.5 |
| Awase                    | Navy Active | Kadena Air Base<br>Okinawa | 7  | 12,856  | 0 | 0 | 0  | 0       | 0 | 118   | 20.9  |
| Azuma                    | Navy Active | Yokosuka                   | 41 | 54,344  | 0 | 0 | 40 | 149,214 | 0 | 2,280 | 554.5 |

\* US Locations that do not meet criteria of at least ten (10) Acres AND at least \$10M PRV. US Territories and Non-US Locations that do not meet criteria of at least ten (10) Acres OR at least \$10M PRV.

**DEPARTMENT OF DEFENSE**  
**Base Structure Report - As of 30 Sept 2014**

| SITE                                | COMPONENT              | NAME<br>NEAREST<br>CITY    | BUILDINGS |           |        |      |       |            | ACRES<br>OWNED | TOTAL<br>ACRES | PRV (\$M) |
|-------------------------------------|------------------------|----------------------------|-----------|-----------|--------|------|-------|------------|----------------|----------------|-----------|
|                                     |                        |                            | OWNED     |           | LEASED |      | OTHER |            |                |                |           |
|                                     |                        |                            | COUNT     | SQFT      | COUNT  | SQFT | COUNT | SQFT       |                |                |           |
| Camp Courtney                       | Marine Corps<br>Active | Tengan                     | 87        | 311,446   | 0      | 0    | 117   | 1,779,958  | 0              | 331            | 854.5     |
| Camp Courtney FH Annex              | Air Force Active       | Camp Courtney<br>Okinawa N | 75        | 1,137,509 | 0      | 0    | 0     | 0          | 65             | 65             | 365.5     |
| Camp Foster                         | Marine Corps<br>Active | Zukeran                    | 1,003     | 2,703,341 | 0      | 0    | 330   | 5,718,579  | 0              | 1,472          | 3,604.9   |
| Camp Foster FH Annex                | Air Force Active       | Camp Foster Okinawa        | 732       | 2,669,219 | 0      | 0    | 0     | 0          | 453            | 453            | 942.0     |
| Camp Fuji Japan                     | Marine Corps<br>Active | Camp Fuji                  | 42        | 70,889    | 0      | 0    | 47    | 543,287    | 0              | 33,379         | 314.3     |
| Camp Gonsalves                      | Marine Corps<br>Active | Henoko Okinawa             | 20        | 13,624    | 0      | 0    | 2     | 27,516     | 0              | 19,334         | 26.5      |
| Camp Hansen                         | Marine Corps<br>Active | Onna Okinawa               | 139       | 643,322   | 0      | 0    | 164   | 2,938,698  | 0              | 12,303         | 1,771.1   |
| Camp Kinser                         | Air Force Active       | Makiminato Okinawa         | 43        | 2,266,584 | 0      | 0    | 0     | 0          | 135            | 135            | 692.8     |
| Camp Kinser                         | Marine Corps<br>Active | Makiminato Okinawa         | 160       | 3,336,033 | 0      | 0    | 119   | 3,360,945  | 0              | 675            | 2,294.1   |
| Camp Kuwae FH Annex                 | Air Force Active       | Chatan Okinawa             | 157       | 577,425   | 0      | 0    | 0     | 0          | 70             | 70             | 187.2     |
| Camp Lester                         | Marine Corps<br>Active | Chatan Okinawa             | 165       | 650,067   | 0      | 0    | 75    | 528,935    | 0              | 167            | 631.3     |
| Camp McTureous                      | Marine Corps<br>Active | Tengan                     | 7         | 93,335    | 0      | 0    | 91    | 735,014    | 0              | 94             | 391.5     |
| Camp McTureous FH Annex             | Air Force Active       | Camp Courtney<br>Okinawa N | 80        | 678,732   | 0      | 0    | 0     | 0          | 64             | 64             | 214.6     |
| Camp Schwab                         | Marine Corps<br>Active | Henoko Okinawa             | 107       | 358,489   | 0      | 0    | 60    | 1,524,760  | 0              | 5,397          | 939.7     |
| Camp Shields                        | Navy Active            | Camp Shields-Okinawa       | 34        | 149,787   | 0      | 0    | 18    | 360,267    | 0              | 88             | 231.2     |
| Camp Shields FH Annex               | Air Force Active       | Camp Shields-Okinawa       | 8         | 7,091     | 0      | 0    | 89    | 562,501    | 89             | 89             | 255.2     |
| Camp Zama                           | Army Active            | Sagamihara                 | 136       | 557,041   | 0      | 0    | 230   | 2,647,074  | 0              | 578            | 1,127.0   |
| Camp Zama Communications<br>Station | Air Force Active       | Zama                       | 0         | 0         | 0      | 0    | 4     | 13,721     | 0              | 1              | 13.6      |
| Chitose Administration Annex        | Air Force Active       | Chitose                    | 9         | 45,306    | 0      | 0    | 0     | 0          | 0              | 1,067          | 42.6      |
| COMFLEACT Kadena Okinawa            | Navy Active            | Kadena Air Base<br>Okinawa | 122       | 732,619   | 0      | 0    | 1     | 26,508     | 0              | 120            | 384.2     |
| COMFLEACT Sasebo                    | Navy Active            | Sasebo                     | 82        | 129,796   | 0      | 0    | 173   | 2,134,035  | 0              | 7,733          | 1,334.9   |
| COMFLEACT Yokosuka                  | Navy Active            | Yokosuka                   | 268       | 499,175   | 0      | 0    | 507   | 10,910,650 | 0              | 620            | 7,432.1   |
| Draughton Training Range            | Air Force Active       | Misawa AFB                 | 3         | 4,644     | 0      | 0    | 5     | 13,453     | 0              | 1,889          | 22.4      |
| Drydock Area-5030                   | Navy Active            | Sasebo                     | 1         | 506       | 0      | 0    | 12    | 19,893     | 0              | 0              | 313.7     |
| Hachinohe POL Dep                   | Navy Active            | Hachinohe                  | 9         | 7,293     | 0      | 0    | 12    | 10,252     | 0              | 46             | 187.7     |

\* US Locations that do not meet criteria of at least ten (10) Acres AND at least \$10M PRV. US Territories and Non-US Locations that do not meet criteria of at least ten (10) Acres OR at least \$10M PRV.

**DEPARTMENT OF DEFENSE**  
**Base Structure Report - As of 30 Sept 2014**

| SITE                       | COMPONENT              | NAME<br>NEAREST<br>CITY    | BUILDINGS |           |        |      |       |           | ACRES<br>OWNED | TOTAL<br>ACRES | PRV (\$M) |
|----------------------------|------------------------|----------------------------|-----------|-----------|--------|------|-------|-----------|----------------|----------------|-----------|
|                            |                        |                            | OWNED     |           | LEASED |      | OTHER |           |                |                |           |
|                            |                        |                            | COUNT     | SQFT      | COUNT  | SQFT | COUNT | SQFT      |                |                |           |
| Hario Housing Area         | Navy Active            | Sasebo                     | 27        | 10,725    | 0      | 0    | 76    | 1,193,516 | 0              | 87             | 471.4     |
| Hario Shima Ammo           | Navy Active            | Sasebo                     | 29        | 45,643    | 0      | 0    | 15    | 62,992    | 0              | 487            | 121.7     |
| Hiro Ammunition Depot      | Army Active            | Kure                       | 12        | 8,639     | 0      | 0    | 11    | 113,449   | 0              | 88             | 49.4      |
| Idesuna Jima Air Range     | Air Force Active       | Okinawa Island             | 0         | 0         | 0      | 0    | 0     | 0         | 61             | 61             | 0.0       |
| Ie Jima Aux Airfield       | Marine Corps<br>Active | Henoko Okinawa             | 13        | 26,201    | 0      | 0    | 5     | 9,729     | 0              | 1,981          | 31.3      |
| Ikego Housing Area         | Navy Active            | Ikego                      | 38        | 43,696    | 0      | 0    | 135   | 2,185,852 | 0              | 714            | 943.9     |
| Iorizaki POL Dep           | Navy Active            | Sasebo                     | 5         | 154       | 0      | 0    | 4     | 7,744     | 0              | 56             | 282.3     |
| Itazuke Auxiliary Airfield | Air Force Active       | Fukuoka                    | 0         | 0         | 0      | 0    | 1     | 30,873    | 0              | 6              | 20.0      |
| Iwo Jima-3181              | Navy Active            | Iwo Jima Island            | 0         | 0         | 0      | 0    | 46    | 331,070   | 0              | 243            | 367.9     |
| Kachin Hanto Area          | Army Active            | Kachin Hanto               | 10        | 2,589     | 0      | 0    | 6     | 9,767     | 0              | 84             | 71.9      |
| Kadena AB                  | Air Force Active       | Kadena Air Base<br>Okinawa | 1,363     | 5,435,527 | 0      | 0    | 745   | 8,125,297 | 4,906          | 4,906          | 7,508.6   |
| Kadena Ammo Storage Annex  | Air Force Active       | Kadena Air Base<br>Okinawa | 333       | 1,626,868 | 0      | 0    | 83    | 612,518   | 6,077          | 6,077          | 1,171.3   |
| Kami Seya                  | Navy Active            | Kami Seya                  | 92        | 304,609   | 0      | 0    | 13    | 137,004   | 0              | 587            | 239.6     |
| Kawakami Ammunition Depot  | Army Active            | Higashi-Hiroshima          | 71        | 117,018   | 0      | 0    | 47    | 229,255   | 0              | 644            | 188.3     |
| Kin Blue Beach - 6020      | Marine Corps<br>Active | Onna Okinawa               | 0         | 0         | 0      | 0    | 0     | 0         | 0              | 94             | 2.1       |
| Kisarazu-JGSDF             | Navy Active            | Kisarazu                   | 9         | 12,533    | 0      | 0    | 23    | 327,360   | 0              | 513            | 316.3     |
| Kobi Sho Range-6084        | Navy Active            | Okinawa Island             | 0         | 0         | 0      | 0    | 0     | 0         | 0              | 216            | 0.0       |
| Koshiha POL Dep-3113       | Navy Active            | Yokohama                   | 0         | 0         | 0      | 0    | 0     | 0         | 0              | 326            | 0.0       |
| Kure Pier 6                | Army Active            | Kure                       | 8         | 4,047     | 0      | 0    | 9     | 61,898    | 0              | 4              | 26.9      |
| Maebata                    | Navy Active            | Sasebo                     | 39        | 60,704    | 0      | 0    | 43    | 288,076   | 0              | 144            | 181.2     |
| MCAS Futenma               | Marine Corps<br>Active | Futenma Okinawa            | 221       | 1,093,242 | 0      | 0    | 53    | 867,818   | 0              | 1,188          | 1,154.7   |
| MCAS Iwakuni               | Marine Corps<br>Active | Iwakuni                    | 153       | 634,820   | 0      | 0    | 399   | 5,534,092 | 0              | 7,117          | 3,599.2   |
| MCB Camp S D Butler ASP    | Marine Corps<br>Active | Koza                       | 0         | 0         | 0      | 0    | 3     | 21,055    | 0              | 491            | 65.6      |
| Misawa AB                  | Air Force Active       | Misawa AFB                 | 163       | 980,111   | 0      | 0    | 554   | 7,586,932 | 0              | 3,864          | 6,125.8   |
| Momote Annex               | Air Force Active       | Unknown                    | 0         | 0         | 0      | 0    | 3     | 2,976     | 0              | 30             | 5.0       |
| NAF Atsugi                 | Navy Active            | Atsugi                     | 264       | 546,969   | 0      | 0    | 282   | 3,820,141 | 0              | 1,237          | 2,221.7   |
| NAF Misawa                 | Navy Active            | Misawa AFB                 | 74        | 913,849   | 0      | 0    | 6     | 3,048     | 27             | 27             | 408.7     |
| Nagasaka Rifle Range       | Navy Active            | Yokosuka                   | 0         | 0         | 0      | 0    | 0     | 0         | 0              | 26             | 0.0       |
| Naha Port                  | Army Active            | Naha                       | 54        | 330,228   | 0      | 0    | 4     | 26,831    | 0              | 139            | 211.0     |
| Negishi Dh Area            | Navy Active            | Yokohama                   | 63        | 20,531    | 0      | 0    | 237   | 728,869   | 0              | 118            | 428.7     |

\* US Locations that do not meet criteria of at least ten (10) Acres AND at least \$10M PRV. US Territories and Non-US Locations that do not meet criteria of at least ten (10) Acres OR at least \$10M PRV.

**DEPARTMENT OF DEFENSE**  
**Base Structure Report - As of 30 Sept 2014**

| SITE                         | COMPONENT              | NAME<br>NEAREST<br>CITY | BUILDINGS    |                   |          |               |              |                   | ACRES<br>OWNED | TOTAL<br>ACRES | PRV (\$M)       |
|------------------------------|------------------------|-------------------------|--------------|-------------------|----------|---------------|--------------|-------------------|----------------|----------------|-----------------|
|                              |                        |                         | OWNED        |                   | LEASED   |               | OTHER        |                   |                |                |                 |
|                              |                        |                         | COUNT        | SQFT              | COUNT    | SQFT          | COUNT        | SQFT              |                |                |                 |
| Okidaito Jima Rng-6088       | Navy Active            | Okinawa Island          | 0            | 0                 | 0        | 0             | 0            | 0                 | 0              | 283            | 0.0             |
| Okuma Recreation Annex       | Air Force Active       | Okuma Okinawa           | 45           | 62,537            | 0        | 0             | 2            | 14,068            | 135            | 135            | 58.1            |
| Owada Communications Station | Air Force Active       | Owada                   | 0            | 0                 | 0        | 0             | 1            | 21,152            | 0              | 328            | 22.4            |
| POL Facilities               | Army Active            | Yomitan-San             | 42           | 32,472            | 0        | 0             | 28           | 32,405            | 50             | 347            | 311.0           |
| Sagami General Depot         | Army Active            | Sagamihara              | 146          | 131,710           | 0        | 0             | 124          | 3,334,806         | 0              | 528            | 911.2           |
| Sagamihara FH Area           | Army Active            | Sagamihara              | 265          | 60,075            | 0        | 0             | 233          | 1,028,870         | 0              | 149            | 277.1           |
| Sakibe                       | Navy Active            | Sasebo                  | 7            | 21,291            | 0        | 0             | 1            | 8,061             | 0              | 32             | 15.7            |
| Sanno Hotel Tokyo-3185       | Navy Active            | Tokyo                   | 2            | 783               | 0        | 0             | 1            | 203,405           | 0              | 2              | 87.3            |
| Sekibi Sho Range-6085        | Navy Active            | Okinawa Island          | 0            | 0                 | 0        | 0             | 0            | 0                 | 0              | 10             | 0.0             |
| Tama Service Annex           | Air Force Active       | Tana                    | 13           | 12,306            | 0        | 0             | 38           | 101,449           | 0              | 483            | 79.0            |
| Tengan Pier-6028             | Navy Active            | Tengan                  | 5            | 5,867             | 0        | 0             | 0            | 0                 | 0              | 8              | 68.1            |
| Tokorozawa Transmitter Site  | Air Force Active       | Tokorosana              | 7            | 59,913            | 0        | 0             | 0            | 0                 | 0              | 320            | 119.7           |
| Tori Shima Air Range         | Air Force Active       | Okinawa Island          | 0            | 0                 | 0        | 0             | 0            | 0                 | 10             | 10             | 0.0             |
| Torii Station                | Army Active            | Yomitan-San             | 138          | 499,657           | 0        | 0             | 33           | 343,344           | 28             | 505            | 310.7           |
| Tsurumi POL Dep              | Navy Active            | Yokohama                | 21           | 11,349            | 0        | 0             | 20           | 56,841            | 0              | 48             | 175.3           |
| Ulibaru                      | Marine Corps<br>Active | White Beach Nav Inst    | 0            | 0                 | 0        | 0             | 0            | 0                 | 0              | 63             | 0.0             |
| Urago Ordinance              | Navy Active            | Yokosuka                | 13           | 18,895            | 0        | 0             | 30           | 181,103           | 0              | 61             | 151.3           |
| White Beach                  | Navy Active            | White Beach Nav Inst    | 70           | 161,504           | 0        | 0             | 11           | 142,285           | 0              | 290            | 243.3           |
| Yokohama No Dock             | Navy Active            | Yokohama                | 8            | 83,724            | 0        | 0             | 9            | 269,242           | 0              | 9              | 104.2           |
| Yokohama North Dock          | Army Active            | Yokohama                | 19           | 12,726            | 0        | 0             | 58           | 561,360           | 0              | 121            | 362.2           |
| Yokose POL Dep               | Navy Active            | Sasebo                  | 10           | 2,143             | 0        | 0             | 27           | 142,337           | 0              | 168            | 595.9           |
| Yokota AB                    | Air Force Active       | Yokota AFB              | 102          | 528,863           | 0        | 0             | 595          | 9,468,982         | 0              | 1,750          | 5,741.9         |
| * OTHER SITE(S) : 34         |                        |                         | 24           | 44,215            | 4        | 30,863        | 19           | 58,092            | 14             | 49             | 73.8            |
| <b>Japan Total:</b>          |                        |                         | <b>7,582</b> | <b>31,794,473</b> | <b>4</b> | <b>30,863</b> | <b>6,227</b> | <b>83,048,608</b> | <b>12,183</b>  | <b>126,146</b> | <b>61,873.0</b> |
| <b>Kenya</b>                 |                        |                         |              |                   |          |               |              |                   |                |                |                 |
| NSA Bahrain - Kenya          | Navy Active            | Mombasa                 | 6            | 19,770            | 0        | 0             | 0            | 0                 | 0              | 0              | 41.8            |
| <b>Kenya Total:</b>          |                        |                         | <b>6</b>     | <b>19,770</b>     | <b>0</b> | <b>0</b>      | <b>0</b>     | <b>0</b>          | <b>0</b>       | <b>0</b>       | <b>41.8</b>     |
| <b>Kuwait</b>                |                        |                         |              |                   |          |               |              |                   |                |                |                 |
| * OTHER SITE(S) : 1          |                        |                         | 0            | 0                 | 0        | 0             | 3            | 19,363            | 0              | 0              | 1.9             |
| <b>Kuwait Total:</b>         |                        |                         | <b>0</b>     | <b>0</b>          | <b>0</b> | <b>0</b>      | <b>3</b>     | <b>19,363</b>     | <b>0</b>       | <b>0</b>       | <b>1.9</b>      |
| <b>Netherlands</b>           |                        |                         |              |                   |          |               |              |                   |                |                |                 |

\* US Locations that do not meet criteria of at least ten (10) Acres AND at least \$10M PRV. US Territories and Non-US Locations that do not meet criteria of at least ten (10) Acres OR at least \$10M PRV.



**DEPARTMENT OF DEFENSE**  
**Base Structure Report - As of 30 Sept 2014**

| SITE   | COMPONENT        | NAME<br>NEAREST<br>CITY | BUILDINGS |                |            |                |           |                | ACRES<br>OWNED | TOTAL<br>ACRES | PRV (\$M)    |
|--|------------------|-------------------------|-----------|----------------|------------|----------------|-----------|----------------|----------------|----------------|--------------|
|  |                  |                         | OWNED     |                | LEASED     |                | OTHER     |                |                |                |              |
|  |                  |                         | COUNT     | SQFT           | COUNT      | SQFT           | COUNT     | SQFT           |                |                |              |
| Hendrik Mine                                   | Army Active      | Brunssum                | 4         | 4,222          | 0          | 0              | 8         | 628,571        | 0              | 0              | 103.7        |
| Schinnen                                       | Army Active      | Schinnen                | 0         | 0              | 117        | 173,564        | 0         | 0              | 0              | 0              | 30.7         |
| Schinnen Emma Mine                             | Army Active      | Schinnen                | 39        | 94,638         | 14         | 143,150        | 0         | 0              | 0              | 24             | 66.2         |
| * OTHER SITE(S) : 5                            |                  |                         | 5         | 25,064         | 8          | 13,268         | 1         | 0              | 0              | 2              | 16.4         |
| <b>Netherlands Total:</b>                      |                  |                         | <b>48</b> | <b>123,924</b> | <b>139</b> | <b>329,982</b> | <b>9</b>  | <b>628,571</b> | <b>0</b>       | <b>26</b>      | <b>217.1</b> |
| <b><u>Netherlands Antilles</u></b>             |                  |                         |           |                |            |                |           |                |                |                |              |
| Davis-Monthan AFB (Curacao)                    | Air Force Active | Curacao                 | 17        | 91,884         | 0          | 0              | 0         | 0              | 0              | 42             | 48.1         |
| <b>Netherlands Antilles Total:</b>             |                  |                         | <b>17</b> | <b>91,884</b>  | <b>0</b>   | <b>0</b>       | <b>0</b>  | <b>0</b>       | <b>0</b>       | <b>42</b>      | <b>48.1</b>  |
| <b><u>Norway</u></b>                           |                  |                         |           |                |            |                |           |                |                |                |              |
| Stavanger Admin Office                         | Air Force Active | Stavanger               | 1         | 4,550          | 0          | 0              | 2         | 21,836         | 0              | 0              | 14.2         |
| * OTHER SITE(S) : 1                            |                  |                         | 0         | 0              | 1          | 3,628          | 0         | 0              | 0              | 0              | 1.5          |
| <b>Norway Total:</b>                           |                  |                         | <b>1</b>  | <b>4,550</b>   | <b>1</b>   | <b>3,628</b>   | <b>2</b>  | <b>21,836</b>  | <b>0</b>       | <b>0</b>       | <b>15.7</b>  |
| <b><u>Oman</u></b>                             |                  |                         |           |                |            |                |           |                |                |                |              |
| Masirah Island Mpt Site 1                      | Air Force Active | Unknown                 | 0         | 0              | 0          | 0              | 0         | 0              | 0              | 3,000          | 0.0          |
| SEEB MPT Site 1                                | Air Force Active | Seeb                    | 1         | 21,744         | 0          | 0              | 21        | 243,344        | 0              | 3,000          | 118.9        |
| Thumrait MAP                                   | Air Force Active | Unknown                 | 0         | 0              | 0          | 0              | 0         | 0              | 0              | 3,000          | 0.0          |
| * OTHER SITE(S) : 1                            |                  |                         | 8         | 32,927         | 0          | 0              | 0         | 0              | 0              | 0              | 10.8         |
| <b>Oman Total:</b>                             |                  |                         | <b>9</b>  | <b>54,671</b>  | <b>0</b>   | <b>0</b>       | <b>21</b> | <b>243,344</b> | <b>0</b>       | <b>9,000</b>   | <b>129.7</b> |
| <b><u>Peru</u></b>                             |                  |                         |           |                |            |                |           |                |                |                |              |
| Naval Medical Research Center<br>Det Lima Peru | Navy Active      | Lima                    | 0         | 0              | 0          | 0              | 2         | 32,889         | 0              | 0              | 12.0         |
| * OTHER SITE(S) : 1                            |                  |                         | 1         | 923            | 0          | 0              | 2         | 4,757          | 0              | 0              | 2.2          |
| <b>Peru Total:</b>                             |                  |                         | <b>1</b>  | <b>923</b>     | <b>0</b>   | <b>0</b>       | <b>4</b>  | <b>37,646</b>  | <b>0</b>       | <b>0</b>       | <b>14.2</b>  |
| <b><u>Portugal</u></b>                         |                  |                         |           |                |            |                |           |                |                |                |              |
| Agualva Munitions Storage Annex                | Air Force Active | Lajes Field             | 0         | 0              | 0          | 0              | 0         | 0              | 0              | 68             | 1.2          |
| Caldeira Ammunition Storage Area               | Air Force Active | Lajes Field             | 3         | 6,331          | 0          | 0              | 0         | 0              | 0              | 29             | 3.6          |
| Cinco Picos Globecom Annex                     | Air Force Active | Lajes Field             | 2         | 2,567          | 0          | 0              | 0         | 0              | 0              | 159            | 8.6          |
| Covadascinzas Petroleum<br>Products Stg Annex  | Air Force Active | Lajes Field             | 0         | 0              | 0          | 0              | 0         | 0              | 0              | 41             | 11.5         |
| Lajes Annex                                    | Air Force Active | Lajes Field             | 4         | 1,270          | 0          | 0              | 0         | 0              | 0              | 1              | 22.9         |

\* US Locations that do not meet criteria of at least ten (10) Acres AND at least \$10M PRV. US Territories and Non-US Locations that do not meet criteria of at least ten (10) Acres OR at least \$10M PRV.

**DEPARTMENT OF DEFENSE**  
**Base Structure Report - As of 30 Sept 2014**

| SITE                                 | COMPONENT        | NAME<br>NEAREST<br>CITY | BUILDINGS  |                  |           |                |           |                | ACRES<br>OWNED | TOTAL<br>ACRES | PRV (\$M)      |
|--------------------------------------|------------------|-------------------------|------------|------------------|-----------|----------------|-----------|----------------|----------------|----------------|----------------|
|                                      |                  |                         | OWNED      |                  | LEASED    |                | OTHER     |                |                |                |                |
|                                      |                  |                         | COUNT      | SQFT             | COUNT     | SQFT           | COUNT     | SQFT           |                |                |                |
| Lajes Field                          | Air Force Active | Lajes Field             | 360        | 2,607,795        | 0         | 0              | 0         | 0              | 0              | 973            | 1,436.2        |
| Praia Da Victoria Dock Annex         | Air Force Active | Lajes Field             | 15         | 19,494           | 0         | 0              | 0         | 0              | 0              | 4              | 38.5           |
| Praia Da Victoria Fuel Storage Annex | Air Force Active | Lajes Field             | 13         | 7,504            | 0         | 0              | 0         | 0              | 0              | 53             | 66.7           |
| Villa Nova Globecom Annex            | Air Force Active | Lajes Field             | 1          | 1,748            | 0         | 0              | 0         | 0              | 0              | 99             | 2.1            |
| <b>* OTHER SITE(S) : 9</b>           |                  |                         | 10         | 3,325            | 0         | 0              | 2         | 1,700          | 0              | 13             | 4.1            |
| <b>Portugal Total:</b>               |                  |                         | <b>408</b> | <b>2,650,034</b> | <b>0</b>  | <b>0</b>       | <b>2</b>  | <b>1,700</b>   | <b>0</b>       | <b>1,440</b>   | <b>1,595.4</b> |
| <b>Romania</b>                       |                  |                         |            |                  |           |                |           |                |                |                |                |
| Mihail Kogalniceanu Airfield         | Army Active      | Unknown                 | 8          | 62,794           | 0         | 0              | 0         | 0              | 0              | 0              | 13.4           |
| Mihail Kogalniceanu Main Camp        | Army Active      | Unknown                 | 9          | 8,999            | 0         | 0              | 72        | 295,276        | 0              | 0              | 74.5           |
| NAVSUPPFAC ROMANIA                   | Navy Active      | Unknown                 | 0          | 0                | 0         | 0              | 0         | 0              | 0              | 438            | 0.0            |
| <b>* OTHER SITE(S) : 1</b>           |                  |                         | 1          | 311              | 0         | 0              | 0         | 0              | 0              | 0              | 0.1            |
| <b>Romania Total:</b>                |                  |                         | <b>18</b>  | <b>72,104</b>    | <b>0</b>  | <b>0</b>       | <b>72</b> | <b>295,276</b> | <b>0</b>       | <b>438</b>     | <b>88.0</b>    |
| <b>Saint Helena</b>                  |                  |                         |            |                  |           |                |           |                |                |                |                |
| Ascension Auxilliary Airfield        | Air Force Active | Ascension Island        | 128        | 408,457          | 0         | 0              | 0         | 0              | 0              | 3,463          | 309.8          |
| <b>Saint Helena Total:</b>           |                  |                         | <b>128</b> | <b>408,457</b>   | <b>0</b>  | <b>0</b>       | <b>0</b>  | <b>0</b>       | <b>0</b>       | <b>3,463</b>   | <b>309.8</b>   |
| <b>Singapore</b>                     |                  |                         |            |                  |           |                |           |                |                |                |                |
| Singapore Area Coordinator           | Navy Active      | Singapore               | 0          | 0                | 95        | 571,564        | 67        | 426,288        | 0              | 0              | 237.7          |
| <b>* OTHER SITE(S) : 1</b>           |                  |                         | 0          | 0                | 0         | 0              | 1         | 190            | 0              | 0              | 0.1            |
| <b>Singapore Total:</b>              |                  |                         | <b>0</b>   | <b>0</b>         | <b>95</b> | <b>571,564</b> | <b>68</b> | <b>426,478</b> | <b>0</b>       | <b>0</b>       | <b>237.7</b>   |
| <b>South Korea</b>                   |                  |                         |            |                  |           |                |           |                |                |                |                |
| Bayonet Training Area                | Army Active      | Unknown                 | 0          | 0                | 0         | 0              | 0         | 0              | 0              | 248            | 0.0            |
| Camp Ames                            | Army Active      | Unknown                 | 10         | 19,146           | 0         | 0              | 0         | 0              | 0              | 20             | 4.8            |
| Camp Carroll                         | Army Active      | Waegwan                 | 281        | 2,873,488        | 0         | 0              | 50        | 918,549        | 0              | 495            | 844.3          |
| Camp Carroll                         | Navy Active      | Yechon                  | 0          | 0                | 0         | 0              | 1         | 75,200         | 0              | 0              | 12.5           |
| Camp Casey                           | Army Active      | Tong Du Chon            | 746        | 4,100,526        | 0         | 0              | 2         | 9,468          | 2              | 2,830          | 1,191.1        |
| Camp Castle                          | Army Active      | Tong Du Chon            | 65         | 354,990          | 0         | 0              | 0         | 0              | 1              | 51             | 99.8           |
| Camp Eagle                           | Army Active      | Wonju                   | 69         | 444,544          | 0         | 0              | 0         | 0              | 0              | 113            | 143.7          |
| Camp Henry                           | Army Active      | Taegu                   | 103        | 507,585          | 149       | 237,137        | 33        | 199,752        | 1              | 59             | 212.4          |
| Camp Henry (Brooklyn Hill)           | Army Active      | Yongsan                 | 10         | 3,265            | 0         | 0              | 0         | 0              | 0              | 34             | 2.4            |
| Camp Henry (Dartboard Site)          | Army Active      | Unknown                 | 2          | 1,672            | 0         | 0              | 0         | 0              | 0              | 10             | 1.9            |

\* US Locations that do not meet criteria of at least ten (10) Acres AND at least \$10M PRV. US Territories and Non-US Locations that do not meet criteria of at least ten (10) Acres OR at least \$10M PRV.

**DEPARTMENT OF DEFENSE**  
**Base Structure Report - As of 30 Sept 2014**

| SITE                                  | COMPONENT              | NAME<br>NEAREST<br>CITY | BUILDINGS |           |        |         |       |           | ACRES<br>OWNED | TOTAL<br>ACRES | PRV (\$M) |
|---------------------------------------|------------------------|-------------------------|-----------|-----------|--------|---------|-------|-----------|----------------|----------------|-----------|
|                                       |                        |                         | OWNED     |           | LEASED |         | OTHER |           |                |                |           |
|                                       |                        |                         | COUNT     | SQFT      | COUNT  | SQFT    | COUNT | SQFT      |                |                |           |
| Camp Henry (Pier 8)                   | Army Active            | Pusan                   | 4         | 7,759     | 0      | 0       | 12    | 94,897    | 0              | 11             | 50.3      |
| Camp Hovey                            | Army Active            | Camp Hovey              | 231       | 1,612,955 | 0      | 0       | 1     | 25,696    | 0              | 763            | 426.7     |
| Camp Humphreys                        | Army Active            | Pyeongtack              | 468       | 7,495,963 | 4      | 379,472 | 3     | 5,403     | 0              | 2,236          | 1,971.7   |
| Camp Humphreys (High Point)           | Army Active            | Chechon                 | 1         | 668       | 0      | 0       | 0     | 0         | 0              | 10             | 1.4       |
| Camp Humphreys (Richmond)             | Army Active            | Taejon                  | 2         | 564       | 0      | 0       | 0     | 0         | 0              | 14             | 1.5       |
| Camp Jackson                          | Army Active            | Uijong Bu               | 54        | 179,622   | 0      | 0       | 0     | 0         | 0              | 406            | 44.5      |
| Camp Kwangsa Ri                       | Army Active            | Yongju                  | 15        | 35,750    | 0      | 0       | 4     | 8,000     | 0              | 31             | 11.8      |
| Camp Long                             | Army Active            | Wonju                   | 124       | 307,974   | 0      | 0       | 3     | 6,260     | 0              | 84             | 98.0      |
| Camp Market                           | Army Active            | Inchon                  | 70        | 588,144   | 0      | 0       | 39    | 581,229   | 0              | 119            | 208.1     |
| Camp Mu Juk                           | Marine Corps<br>Active | Pohang                  | 27        | 150,389   | 0      | 0       | 24    | 146,157   | 0              | 88             | 78.6      |
| Camp Red Cloud                        | Army Active            | Uijong Bu               | 263       | 1,415,271 | 0      | 0       | 0     | 0         | 0              | 207            | 388.1     |
| Camp Red Cloud (Bullseye 01)          | Army Active            | Yongchon                | 99        | 264,375   | 0      | 0       | 0     | 0         | 0              | 2,204          | 87.3      |
| Camp Red Cloud (Bullseye 02)          | Army Active            | Paju                    | 0         | 0         | 0      | 0       | 0     | 0         | 0              | 255            | 0.9       |
| Camp Red Cloud<br>Communications Site | Air Force Active       | Uijong Bu               | 0         | 0         | 0      | 0       | 8     | 70,522    | 0              | 4              | 20.9      |
| Camp Stanley                          | Army Active            | Uijong Bu               | 324       | 1,603,767 | 0      | 0       | 0     | 0         | 0              | 605            | 430.5     |
| Camp Walker                           | Army Active            | Taegu                   | 224       | 1,138,467 | 0      | 0       | 0     | 0         | 1              | 195            | 306.9     |
| Camp Yongin                           | Army Active            | Yongin                  | 8         | 46,063    | 0      | 0       | 3     | 9,398     | 0              | 8              | 16.1      |
| Chang San                             | Army Active            | Pusan                   | 10        | 4,710     | 0      | 0       | 0     | 0         | 2              | 26             | 2.9       |
| DRMO APO                              | Army Active            | Kimchon                 | 7         | 126,524   | 0      | 0       | 0     | 0         | 24             | 24             | 20.9      |
| Far East Dist Engr                    | Army Active            | Seoul                   | 36        | 112,541   | 0      | 0       | 14    | 76,982    | 0              | 11             | 49.6      |
| Fleet Activities Chinhae              | Navy Active            | Chinhae                 | 117       | 375,471   | 0      | 0       | 0     | 0         | 0              | 91             | 107.4     |
| Gun Training Area                     | Army Active            | Unknown                 | 0         | 0         | 0      | 0       | 0     | 0         | 0              | 123            | 0.0       |
| H220 Heliport                         | Army Active            | Tong Du Chon            | 53        | 236,593   | 0      | 0       | 0     | 0         | 0              | 52             | 55.3      |
| K-16 AB                               | Army Active            | Songnam                 | 58        | 374,958   | 1      | 140,657 | 18    | 268,804   | 0              | 205            | 214.9     |
| Kamaksan ASA                          | Army Active            | Unknown                 | 9         | 6,544     | 0      | 0       | 0     | 0         | 0              | 48             | 3.2       |
| Kimhae Storage Annex                  | Air Force Active       | Kimhae                  | 38        | 363,498   | 0      | 0       | 1     | 51,333    | 0              | 86             | 93.8      |
| Kunsan AB                             | Air Force Active       | Kunsan                  | 362       | 2,826,047 | 0      | 0       | 29    | 637,212   | 0              | 0              | 1,588.5   |
| Kunsan POL Terminal Site              | Army Active            | Kunsan                  | 4         | 5,828     | 0      | 0       | 0     | 0         | 0              | 17             | 18.4      |
| Kwang-Ju AB                           | Air Force Active       | Kwangju                 | 100       | 629,243   | 0      | 0       | 1     | 20,000    | 0              | 313            | 278.3     |
| Madison Site                          | Army Active            | Unknown                 | 14        | 8,438     | 0      | 0       | 0     | 0         | 0              | 22             | 7.3       |
| Masan Ammunition Depot                | Army Active            | Masan                   | 14        | 45,489    | 0      | 0       | 0     | 0         | 0              | 464            | 13.7      |
| Niblo Barracks                        | Army Active            | Seoul                   | 16        | 29,204    | 0      | 0       | 2     | 6,345     | 0              | 7              | 11.2      |
| Osan AFB                              | Air Force Active       | Osan AFB                | 398       | 5,751,887 | 0      | 0       | 57    | 1,036,273 | 0              | 1,523          | 2,660.3   |

\* US Locations that do not meet criteria of at least ten (10) Acres AND at least \$10M PRV. US Territories and Non-US Locations that do not meet criteria of at least ten (10) Acres OR at least \$10M PRV.

**DEPARTMENT OF DEFENSE**  
**Base Structure Report - As of 30 Sept 2014**

| SITE                             | COMPONENT        | NAME<br>NEAREST<br>CITY | BUILDINGS    |                   |            |                  |            |                  | ACRES<br>OWNED | TOTAL<br>ACRES | PRV (\$M)       |
|----------------------------------|------------------|-------------------------|--------------|-------------------|------------|------------------|------------|------------------|----------------|----------------|-----------------|
|                                  |                  |                         | OWNED        |                   | LEASED     |                  | OTHER      |                  |                |                |                 |
|                                  |                  |                         | COUNT        | SQFT              | COUNT      | SQFT             | COUNT      | SQFT             |                |                |                 |
| Osan Ni Ammunition Storage Annex | Air Force Active | Osan                    | 21           | 74,502            | 0          | 0                | 0          | 0                | 0              | 603            | 28.8            |
| Osan Site 2                      | Air Force Active | Osan AFB                | 3            | 1,495             | 0          | 0                | 0          | 0                | 0              | 59             | 12.0            |
| Osan Site 3                      | Air Force Active | Osan AFB                | 0            | 0                 | 0          | 0                | 0          | 0                | 0              | 445            | 1.7             |
| Pil-Sung Air Range               | Air Force Active | Pil-Sung                | 10           | 18,560            | 0          | 0                | 2          | 24,676           | 0              | 27             | 14.4            |
| Pohang                           | Navy Active      | Pohang                  | 14           | 91,933            | 0          | 0                | 55         | 137,325          | 0              | 3              | 130.5           |
| Pusan Storage Facility           | Army Active      | Pusan                   | 67           | 393,020           | 0          | 0                | 7          | 14,406           | 0              | 66             | 83.1            |
| Pyongtaek Cpx Area               | Army Active      | Pyong Taek              | 4            | 4,432             | 0          | 0                | 0          | 0                | 0              | 7,640          | 5.0             |
| ROK Navy Base                    | Navy Active      | Chinhae                 | 2            | 16,060            | 0          | 0                | 0          | 0                | 0              | 0              | 65.1            |
| Shinbuk Relay                    | Army Active      | Unknown                 | 5            | 5,024             | 0          | 0                | 0          | 0                | 0              | 13             | 8.9             |
| Sungnam Golf Course              | Army Active      | Songnam                 | 3            | 1,731             | 0          | 0                | 10         | 59,378           | 0              | 230            | 22.5            |
| Suwon AB                         | Air Force Active | Suwon                   | 40           | 128,897           | 0          | 0                | 63         | 589,118          | 0              | 267            | 397.6           |
| Taegu AB                         | Air Force Active | Taegu                   | 140          | 740,043           | 0          | 0                | 1          | 18,765           | 0              | 696            | 337.3           |
| Tango                            | Army Active      | Songnam                 | 33           | 185,423           | 0          | 0                | 11         | 78,706           | 0              | 241            | 79.0            |
| Watkins Range                    | Army Active      | Unknown                 | 0            | 0                 | 0          | 0                | 0          | 0                | 0              | 13             | 0.0             |
| Yechon                           | Navy Active      | Yechon                  | 2            | 244               | 0          | 0                | 32         | 78,976           | 0              | 0              | 87.3            |
| Yong Pyong                       | Army Active      | Yong Pyong              | 110          | 256,791           | 0          | 0                | 0          | 0                | 0              | 3,346          | 126.7           |
| Yongsan Garrison                 | Army Active      | Seoul                   | 802          | 4,866,582         | 50         | 1,337,456        | 197        | 1,104,466        | 0              | 625            | 1,916.8         |
| Yongsan Garrison                 | Navy Active      | Yongsan                 | 17           | 61,231            | 0          | 0                | 0          | 0                | 0              | 0              | 15.5            |
| * OTHER SITE(S) : 21             |                  |                         | 102          | 161,582           | 0          | 0                | 17         | 88,058           | 6              | 57             | 65.2            |
| <b>South Korea Total:</b>        |                  |                         | <b>5,811</b> | <b>41,057,472</b> | <b>204</b> | <b>2,094,722</b> | <b>700</b> | <b>6,441,354</b> | <b>37</b>      | <b>28,442</b>  | <b>15,179.6</b> |
| <b>Spain</b>                     |                  |                         |              |                   |            |                  |            |                  |                |                |                 |
| Moron AB                         | Air Force Active | Moran AB                | 160          | 837,338           | 0          | 0                | 0          | 0                | 0              | 2,808          | 776.7           |
| NS Rota                          | Navy Active      | Rota                    | 862          | 4,033,115         | 0          | 0                | 0          | 0                | 0              | 5,962          | 2,464.1         |
| * OTHER SITE(S) : 2              |                  |                         | 1            | 2,596             | 0          | 0                | 1          | 6,335            | 0              | 1              | 3.3             |
| <b>Spain Total:</b>              |                  |                         | <b>1,023</b> | <b>4,873,049</b>  | <b>0</b>   | <b>0</b>         | <b>1</b>   | <b>6,335</b>     | <b>0</b>       | <b>8,771</b>   | <b>3,244.0</b>  |
| <b>Turkey</b>                    |                  |                         |              |                   |            |                  |            |                  |                |                |                 |
| Ankara Administration Office     | Air Force Active | Ankara                  | 23           | 149,014           | 0          | 0                | 0          | 0                | 14             | 14             | 45.9            |
| Batman AB                        | Air Force Active | Batman                  | 0            | 0                 | 0          | 0                | 13         | 28,176           | 0              | 0              | 19.7            |
| Cigli AB                         | Air Force Active | Izmir                   | 0            | 0                 | 0          | 0                | 19         | 148,127          | 0              | 0              | 32.7            |
| Incirlik AB                      | Air Force Active | Adana                   | 713          | 4,188,961         | 0          | 0                | 1          | 7,600            | 0              | 3,337          | 2,399.0         |
| Izmir AS                         | Air Force Active | Izmir                   | 0            | 0                 | 2          | 49,496           | 0          | 0                | 0              | 0              | 12.6            |
| Mus AB                           | Air Force Active | Batman                  | 0            | 0                 | 0          | 0                | 12         | 25,239           | 0              | 0              | 14.8            |

\* US Locations that do not meet criteria of at least ten (10) Acres AND at least \$10M PRV. US Territories and Non-US Locations that do not meet criteria of at least ten (10) Acres OR at least \$10M PRV.

**DEPARTMENT OF DEFENSE**  
**Base Structure Report - As of 30 Sept 2014**

| SITE                                    | COMPONENT        | NAME<br>NEAREST<br>CITY | BUILDINGS     |                    |              |                   |               |                    | ACRES<br>OWNED | TOTAL<br>ACRES | PRV (\$M)      |
|---|------------------|-------------------------|---------------|--------------------|--------------|-------------------|---------------|--------------------|----------------|----------------|----------------|
|   |                  |                         | OWNED         |                    | LEASED       |                   | OTHER         |                    |                |                |                |
|   |                  |                         | COUNT         | SQFT               | COUNT        | SQFT              | COUNT         | SQFT               |                |                |                |
| Yumurtalik Petroleum Prod Storage Annex | Air Force Active | Yumurtalik              | 6             | 7,743              | 0            | 0                 | 0             | 0                  | 36             | 142            | 111.0          |
| * OTHER SITE(S) : 8                     |                  |                         | 3             | 15,320             | 2            | 26,909            | 6             | 96,840             | 1              | 1              | 24.2           |
| <b>Turkey Total:</b>                    |                  |                         | <b>745</b>    | <b>4,361,038</b>   | <b>4</b>     | <b>76,405</b>     | <b>51</b>     | <b>305,982</b>     | <b>51</b>      | <b>3,494</b>   | <b>2,659.9</b> |
| <b>United Arab Emirates</b>             |                  |                         |               |                    |              |                   |               |                    |                |                |                |
| NSA Bahrain - Fujairah Aviation Unit    | Navy Active      | Al Fujayrah             | 0             | 0                  | 5            | 39,957            | 0             | 0                  | 0              | 0              | 17.9           |
| NSA Bahrain - Jebel Ali                 | Navy Active      | Dubai                   | 4             | 4,953              | 30           | 102,201           | 0             | 0                  | 0              | 36             | 85.3           |
| <b>United Arab Emirates Total:</b>      |                  |                         | <b>4</b>      | <b>4,953</b>       | <b>35</b>    | <b>142,158</b>    | <b>0</b>      | <b>0</b>           | <b>0</b>       | <b>36</b>      | <b>103.2</b>   |
| <b>United Kingdom</b>                   |                  |                         |               |                    |              |                   |               |                    |                |                |                |
| Blenheim Crescent                       | Air Force Active | Unknown                 | 4             | 23,222             | 0            | 0                 | 1             | 24,636             | 0              | 0              | 17.2           |
| Eriswell FH Annex                       | Air Force Active | Lakenheath              | 0             | 0                  | 103          | 548,459           | 0             | 0                  | 0              | 62             | 126.2          |
| RAF Alconbury                           | Air Force Active | Cambridge               | 169           | 979,047            | 0            | 0                 | 12            | 192,526            | 0              | 218            | 399.9          |
| RAF Barford St John Transmitter Annex   | Air Force Active | Banbury                 | 1             | 22,006             | 0            | 0                 | 0             | 0                  | 0              | 476            | 18.0           |
| RAF Bicester                            | Air Force Active | Paynes End              | 255           | 224,320            | 0            | 0                 | 78            | 101,872            | 0              | 35             | 79.7           |
| RAF Croughton                           | Air Force Active | Northamptonshire        | 120           | 662,574            | 0            | 0                 | 18            | 169,291            | 0              | 694            | 364.9          |
| RAF Ely Famly Housing Annex             | Air Force Active | Ely                     | 0             | 0                  | 0            | 0                 | 63            | 147,294            | 0              | 5              | 57.4           |
| RAF Fairford                            | Air Force Active | Fairford                | 99            | 438,039            | 0            | 0                 | 81            | 493,461            | 0              | 1,170          | 670.3          |
| RAF Feltwell                            | Air Force Active | Feltwell                | 73            | 415,622            | 0            | 0                 | 177           | 927,396            | 0              | 332            | 413.1          |
| RAF Lakenheath                          | Air Force Active | Lakenheath              | 810           | 4,138,100          | 0            | 0                 | 155           | 949,037            | 0              | 2,007          | 2,671.3        |
| RAF Menwith Hill                        | Air Force Active | Harrogate               | 0             | 0                  | 0            | 0                 | 173           | 1,191,002          | 0              | 545            | 522.5          |
| RAF Mildenhall                          | Air Force Active | Mildenhall              | 311           | 1,702,158          | 0            | 0                 | 149           | 1,233,097          | 0              | 1,163          | 1,421.6        |
| RAF Mildenhall Ammo Storage Annex       | Air Force Active | Mildenhall              | 19            | 19,701             | 0            | 0                 | 0             | 0                  | 0              | 37             | 9.0            |
| RAF Molesworth                          | Air Force Active | Cambridge               | 60            | 179,014            | 0            | 0                 | 30            | 289,859            | 0              | 659            | 201.5          |
| RAF Molesworth Storage Annex 12         | Air Force Active | Cambridge               | 2             | 30,988             | 0            | 0                 | 0             | 0                  | 0              | 37             | 11.9           |
| RAF Welford Ammo Storage Area           | Air Force Active | Welford                 | 79            | 237,549            | 0            | 0                 | 192           | 475,817            | 0              | 806            | 313.8          |
| * OTHER SITE(S) : 11                    |                  |                         | 8             | 20,480             | 1            | 799               | 81            | 120,870            | 0              | 12             | 46.4           |
| <b>United Kingdom Total:</b>            |                  |                         | <b>2,010</b>  | <b>9,092,820</b>   | <b>104</b>   | <b>549,258</b>    | <b>1,210</b>  | <b>6,316,158</b>   | <b>0</b>       | <b>8,258</b>   | <b>7,344.6</b> |
| <b>Overseas Total:</b>                  |                  |                         | <b>30,522</b> | <b>151,311,520</b> | <b>3,969</b> | <b>20,059,024</b> | <b>14,749</b> | <b>174,439,609</b> | <b>12,487</b>  | <b>625,190</b> | <b>158,446</b> |

\* US Locations that do not meet criteria of at least ten (10) Acres AND at least \$10M PRV. US Territories and Non-US Locations that do not meet criteria of at least ten (10) Acres OR at least \$10M PRV.

**DEPARTMENT OF DEFENSE**  
**Base Structure Report - As of 30 Sept 2014**

| SITE | COMPONENT | NAME<br>NEAREST<br>CITY  | BUILDINGS |               |        |            |        |             | ACRES<br>OWNED | TOTAL<br>ACRES | PRV (\$M) |
|------|-----------|--------------------------|-----------|---------------|--------|------------|--------|-------------|----------------|----------------|-----------|
|      |           |                          | OWNED     |               | LEASED |            | OTHER  |             |                |                |           |
|      |           |                          | COUNT     | SQFT          | COUNT  | SQFT       | COUNT  | SQFT        |                |                |           |
|      |           | <b>Worldwide Totals:</b> | 182,053   | 1,702,419,583 | 6,190  | 50,388,591 | 88,527 | 455,228,829 | 10,387,193     | 24,911,695     | 879,358   |

\* US Locations that do not meet criteria of at least ten (10) Acres AND at least \$10M PRV. US Territories and Non-US Locations that do not meet criteria of at least ten (10) Acres OR at least \$10M PRV.

**DEPARTMENT OF DEFENSE - Army**  
**Base Structure Report - As of 30 Sept 2014**

| SITE  | COMPONENT    | NAME<br>NEAREST<br>CITY | BUILDINGS    |                   |           |                |              |                  | ACRES<br>OWNED | TOTAL<br>ACRES | PRV (\$M)      |
|---|--------------|-------------------------|--------------|-------------------|-----------|----------------|--------------|------------------|----------------|----------------|----------------|
|   |              |                         | OWNED        |                   | LEASED    |                | OTHER        |                  |                |                |                |
|   |              |                         | COUNT        | SQFT              | COUNT     | SQFT           | COUNT        | SQFT             |                |                |                |
| <b>Alabama</b>                              |              |                         |              |                   |           |                |              |                  |                |                |                |
| 10C Stagefield                              | Army Active  | Fort Rucker             | 4            | 5,213             | 0         | 0              | 0            | 0                | 180            | 180            | 14.1           |
| Allen Stagefield                            | Army Active  | Wiksburg                | 5            | 3,599             | 0         | 0              | 0            | 0                | 114            | 114            | 14.6           |
| Anniston Army Depot                         | Army Active  | Anniston                | 1,814        | 9,667,466         | 0         | 0              | 0            | 0                | 15,282         | 15,322         | 2,153.1        |
| Brown Stagefield                            | Army Active  | New Brockton            | 4            | 5,213             | 0         | 0              | 0            | 0                | 176            | 176            | 14.2           |
| Cairns Basefield                            | Army Active  | Daleville               | 64           | 551,442           | 0         | 0              | 0            | 0                | 1,326          | 1,326          | 194.2          |
| Fort Benning                                | Army Active  | Fort Mitchell           | 66           | 54,848            | 0         | 0              | 3            | 281              | 12,138         | 12,138         | 43.7           |
| Fort McClellan                              | Army Active  | Anniston                | 0            | 0                 | 0         | 0              | 0            | 0                | 491            | 491            | 0.0            |
| Fort McClellan ARNG Training Center         | Army Guard   | Anniston                | 131          | 861,587           | 0         | 0              | 0            | 0                | 276            | 276            | 181.9          |
| Fort Rucker                                 | Army Active  | Fort Rucker             | 696          | 5,235,859         | 5         | 11,260         | 826          | 2,164,930        | 31,175         | 32,628         | 1,895.9        |
| Goldberg Stagefield                         | Army Active  | Ozark                   | 5            | 6,076             | 0         | 0              | 0            | 0                | 101            | 101            | 13.1           |
| Highbluff Stagefield                        | Army Active  | Hartford                | 4            | 3,811             | 0         | 0              | 0            | 0                | 190            | 190            | 13.1           |
| Hunt Stagefield                             | Army Active  | Ozark                   | 3            | 5,799             | 0         | 0              | 0            | 0                | 153            | 153            | 13.8           |
| MOUT Training Site - Fort McClellan         | Army Guard   | Fort Mc Clellan         | 2            | 4,373             | 0         | 0              | 0            | 0                | 11             | 11             | 13.7           |
| Pelham Range Training Site - Fort McClellan | Army Guard   | Alexandria              | 111          | 190,796           | 0         | 0              | 0            | 0                | 22,245         | 22,245         | 103.9          |
| Redstone Arsenal                            | Army Active  | Huntsville              | 1,429        | 13,110,923        | 7         | 120,162        | 351          | 936,518          | 30,920         | 37,910         | 4,708.4        |
| Shell Basefield                             | Army Active  | Enterprise              | 17           | 58,410            | 0         | 0              | 0            | 0                | 296            | 296            | 43.1           |
| Skelly Stagefield                           | Army Active  | Kinston                 | 3            | 6,113             | 0         | 0              | 0            | 0                | 193            | 193            | 14.7           |
| Stinson Stagefield                          | Army Active  | New Brockton            | 4            | 5,213             | 0         | 0              | 0            | 0                | 191            | 191            | 14.1           |
| Toth Stagefield                             | Army Active  | Dothan                  | 3            | 5,039             | 0         | 0              | 1            | 220              | 128            | 128            | 17.8           |
| * OTHER SITE(S) : 45                        |              |                         | 66           | 643,724           | 18        | 250,113        | 0            | 0                | 531            | 531            | 206.0          |
| <b>Alabama Total:</b>                       |              |                         | <b>4,431</b> | <b>30,425,504</b> | <b>30</b> | <b>381,535</b> | <b>1,181</b> | <b>3,101,949</b> | <b>116,116</b> | <b>124,599</b> | <b>9,673.6</b> |
| <b>Alaska</b>                               |              |                         |              |                   |           |                |              |                  |                |                |                |
| Fort Greely                                 | Army Active  | Delta Junction          | 127          | 1,177,330         | 0         | 0              | 48           | 393,512          | 7,200          | 7,200          | 1,540.6        |
| Gerstle River Arctic Test Site              | Army Active  | Fairbanks               | 0            | 0                 | 0         | 0              | 0            | 0                | 0              | 26             | 2.0            |
| * OTHER SITE(S) : 79                        |              |                         | 564          | 6,817,420         | 9         | 28,854         | 695          | 5,869,142        | 34             | 224,733        | 8,179.8        |
| <b>Alaska Total:</b>                        |              |                         | <b>691</b>   | <b>7,994,750</b>  | <b>9</b>  | <b>28,854</b>  | <b>743</b>   | <b>6,262,654</b> | <b>7,234</b>   | <b>231,959</b> | <b>9,722.5</b> |
| <b>American Samoa</b>                       |              |                         |              |                   |           |                |              |                  |                |                |                |
| Te O USARC                                  | Army Reserve | Pago Pago               | 6            | 90,234            | 1         | 7,200          | 1            | 7,380            | 0              | 5              | 62.6           |
| <b>American Samoa Total:</b>                |              |                         | <b>6</b>     | <b>90,234</b>     | <b>1</b>  | <b>7,200</b>   | <b>1</b>     | <b>7,380</b>     | <b>0</b>       | <b>5</b>       | <b>62.6</b>    |
| <b>Arizona</b>                              |              |                         |              |                   |           |                |              |                  |                |                |                |
| Camp Navajo                                 | Army Guard   | Bellefont               | 940          | 3,118,643         | 0         | 0              | 0            | 0                | 28,345         | 28,345         | 980.2          |
| Fort Huachuca                               | Army Active  | Sierra Vista            | 576          | 5,454,239         | 0         | 0              | 173          | 568,719          | 0              | 15,256         | 2,168.5        |
| NG Buckeye                                  | Army Guard   | Buckeye                 | 8            | 100,980           | 0         | 0              | 0            | 0                | 0              | 1,481          | 22.0           |
| NG Florence Military Reservation            | Army Guard   | Florence                | 16           | 43,654            | 0         | 0              | 0            | 0                | 6,495          | 6,495          | 37.4           |

\* US Locations that do not meet criteria of at least ten (10) Acres AND at least \$10M PRV. US Territories and Non-US Locations that do not meet criteria of at least ten (10) Acres OR at least \$10M PRV.

**DEPARTMENT OF DEFENSE - Army**  
**Base Structure Report - As of 30 Sept 2014**

| SITE   | COMPONENT    | NAME<br>NEAREST<br>CITY | BUILDINGS    |                   |           |                |              |                  | ACRES<br>OWNED | TOTAL<br>ACRES   | PRV (\$M)       |
|--|--------------|-------------------------|--------------|-------------------|-----------|----------------|--------------|------------------|----------------|------------------|-----------------|
|  |              |                         | OWNED        |                   | LEASED    |                | OTHER        |                  |                |                  |                 |
|  |              |                         | COUNT        | SQFT              | COUNT     | SQFT           | COUNT        | SQFT             |                |                  |                 |
| NG Papago Military Reservation               | Army Guard   | Phoenix                 | 63           | 639,926           | 0         | 0              | 0            | 0                | 0              | 418              | 178.8           |
| Yuma Proving Ground                          | Army Active  | Yuma                    | 546          | 1,808,195         | 0         | 0              | 4            | 87,904           | 171,109        | 1,008,913        | 1,449.5         |
| * OTHER SITE(S) : 13                         |              |                         | 15           | 171,608           | 3         | 63,310         | 20           | 74,519           | 1,680          | 50,387           | 79.4            |
| <b>Arizona Total:</b>                        |              |                         | <b>2,164</b> | <b>11,337,245</b> | <b>3</b>  | <b>63,310</b>  | <b>197</b>   | <b>731,142</b>   | <b>207,628</b> | <b>1,111,295</b> | <b>4,915.9</b>  |
| <b>Arkansas</b>                              |              |                         |              |                   |           |                |              |                  |                |                  |                 |
| Pine Bluff Arsenal                           | Army Active  | White Hall              | 935          | 3,658,210         | 0         | 0              | 0            | 0                | 13,493         | 13,493           | 1,282.6         |
| * OTHER SITE(S) : 13                         |              |                         | 460          | 2,437,922         | 2         | 23,345         | 0            | 0                | 64,272         | 64,272           | 139.2           |
| <b>Arkansas Total:</b>                       |              |                         | <b>1,395</b> | <b>6,096,132</b>  | <b>2</b>  | <b>23,345</b>  | <b>0</b>     | <b>0</b>         | <b>77,765</b>  | <b>77,765</b>    | <b>1,421.8</b>  |
| <b>California</b>                            |              |                         |              |                   |           |                |              |                  |                |                  |                 |
| Defense Distribution Region West Sharpe Site | Army Active  | French Camp             | 76           | 4,050,895         | 0         | 0              | 1            | 12,092           | 724            | 724              | 977.4           |
| Defense Distribution Region West Tracy       | Army Active  | Tracy                   | 73           | 6,292,294         | 1         | 4,850          | 0            | 0                | 908            | 908              | 1,429.1         |
| Fort Ord                                     | Army Active  | Seaside                 | 0            | 0                 | 0         | 0              | 0            | 0                | 14,159         | 14,159           | 137.0           |
| Military Ocean Terminal Concord              | Army Active  | Concord                 | 169          | 415,767           | 0         | 0              | 0            | 0                | 6,100          | 6,100            | 581.4           |
| Moffett Community Housing                    | Army Reserve | Mountain View           | 2            | 3,982             | 0         | 0              | 89           | 635,122          | 44             | 44               | 129.3           |
| MTC-H Camp Roberts                           | Army Guard   | San Miguel              | 514          | 1,988,589         | 0         | 0              | 0            | 0                | 42,814         | 42,814           | 987.2           |
| NG Hammer Field                              | Army Guard   | Fresno                  | 3            | 96,227            | 0         | 0              | 0            | 0                | 15             | 15               | 30.3            |
| NG Moreno Valley                             | Army Guard   | Riverside               | 1            | 53,000            | 0         | 0              | 0            | 0                | 16             | 16               | 15.9            |
| NG Sacramento Mather                         | Army Guard   | Mather AFB              | 10           | 88,638            | 0         | 0              | 0            | 0                | 30             | 30               | 45.9            |
| NG TS MD Los Alamitos                        | Army Guard   | Los Alamitos            | 176          | 1,373,326         | 0         | 0              | 0            | 0                | 1,376          | 1,376            | 633.8           |
| NTC and Fort Irwin                           | Army Active  | Fort Irwin              | 673          | 4,151,779         | 2         | 9,000          | 779          | 3,349,266        | 638,461        | 638,534          | 2,716.8         |
| Ord Military Community                       | Army Active  | Seaside                 | 56           | 584,669           | 0         | 0              | 898          | 2,162,002        | 836            | 836              | 636.3           |
| Presidio Of Monterey                         | Army Active  | Monterey                | 144          | 1,817,803         | 2         | 55,809         | 62           | 154,380          | 392            | 392              | 646.1           |
| Riverbank AAP                                | Army Active  | Modesto                 | 117          | 752,415           | 0         | 0              | 0            | 0                | 172            | 172              | 358.0           |
| Sacramento Army Depot                        | Army Active  | Sacramento              | 0            | 0                 | 0         | 0              | 0            | 0                | 48             | 48               | 0.0             |
| Sacramento Okinawa                           | Army Guard   | Sacramento              | 4            | 130,974           | 0         | 0              | 0            | 0                | 22             | 22               | 40.4            |
| SAT COM                                      | Army Active  | San Miguel              | 17           | 45,822            | 2         | 16,500         | 0            | 0                | 23             | 23               | 29.8            |
| Sierra Army Depot                            | Army Active  | Herlong Sierra Ord-D    | 1,037        | 5,229,406         | 0         | 0              | 0            | 0                | 30,625         | 36,096           | 2,033.3         |
| Silas B. Hays                                | Army Active  | Seaside                 | 1            | 369,662           | 0         | 0              | 0            | 0                | 24             | 24               | 116.9           |
| * OTHER SITE(S) : 56                         |              |                         | 571          | 4,777,441         | 15        | 316,321        | 122          | 282,025          | 2,414          | 2,416            | 2,121.3         |
| <b>California Total:</b>                     |              |                         | <b>3,644</b> | <b>32,222,688</b> | <b>22</b> | <b>402,480</b> | <b>1,951</b> | <b>6,594,887</b> | <b>739,204</b> | <b>744,750</b>   | <b>13,666.4</b> |
| <b>Colorado</b>                              |              |                         |              |                   |           |                |              |                  |                |                  |                 |
| Fort Carson                                  | Army Active  | Colorado Springs        | 951          | 13,615,707        | 2         | 6,072          | 1,636        | 5,688,178        | 137,404        | 137,404          | 5,590.3         |
| NG Firestone                                 | Army Guard   | Longmont                | 7            | 81,949            | 0         | 0              | 0            | 0                | 11             | 11               | 24.5            |
| Pueblo Chemical Depot                        | Army Active  | Pueblo                  | 1,094        | 5,377,404         | 0         | 0              | 0            | 0                | 23,121         | 23,121           | 1,432.8         |

\* US Locations that do not meet criteria of at least ten (10) Acres AND at least \$10M PRV. US Territories and Non-US Locations that do not meet criteria of at least ten (10) Acres OR at least \$10M PRV.



**DEPARTMENT OF DEFENSE - Army**  
**Base Structure Report - As of 30 Sept 2014**

| SITE   | COMPONENT    | NAME<br>NEAREST<br>CITY | BUILDINGS    |                   |           |                |              |                  | ACRES<br>OWNED | TOTAL<br>ACRES | PRV (\$M)      |
|--|--------------|-------------------------|--------------|-------------------|-----------|----------------|--------------|------------------|----------------|----------------|----------------|
|  |              |                         | OWNED        |                   | LEASED    |                | OTHER        |                  |                |                |                |
|  |              |                         | COUNT        | SQFT              | COUNT     | SQFT           | COUNT        | SQFT             |                |                |                |
| Rocky Mountain Arsenal                       | Army Active  | Commerce City           | 11           | 78,673            | 0         | 0              | 0            | 0                | 3,781          | 3,911          | 109.3          |
| * OTHER SITE(S) : 11                         |              |                         | 61           | 469,105           | 5         | 74,482         | 0            | 0                | 0              | 1              | 209.2          |
| <b>Colorado Total:</b>                       |              |                         | <b>2,124</b> | <b>19,622,838</b> | <b>7</b>  | <b>80,554</b>  | <b>1,636</b> | <b>5,688,178</b> | <b>164,317</b> | <b>164,447</b> | <b>7,366.1</b> |
| <b>Connecticut</b>                           |              |                         |              |                   |           |                |              |                  |                |                |                |
| Middletown AFRC                              | Army Reserve | Middletown              | 4            | 205,130           | 0         | 0              | 0            | 0                | 42             | 42             | 0.0            |
| NG AASF Windsor Locks                        | Army Guard   | Windsor Locks           | 13           | 236,992           | 0         | 0              | 0            | 0                | 32             | 32             | 70.9           |
| Stratford Army Engine Plant                  | Army Active  | Stratford               | 41           | 1,617,959         | 0         | 0              | 0            | 0                | 123            | 123            | 473.0          |
| * OTHER SITE(S) : 15                         |              |                         | 17           | 453,718           | 8         | 43,943         | 0            | 0                | 9              | 9              | 110.2          |
| <b>Connecticut Total:</b>                    |              |                         | <b>75</b>    | <b>2,513,799</b>  | <b>8</b>  | <b>43,943</b>  | <b>0</b>     | <b>0</b>         | <b>206</b>     | <b>206</b>     | <b>654.1</b>   |
| <b>Delaware</b>                              |              |                         |              |                   |           |                |              |                  |                |                |                |
| NG River Road Training Site                  | Army Guard   | New Castle              | 31           | 148,808           | 0         | 0              | 0            | 0                | 203            | 203            | 32.4           |
| * OTHER SITE(S) : 2                          |              |                         | 9            | 39,859            | 0         | 0              | 0            | 0                | 0              | 0              | 11.8           |
| <b>Delaware Total:</b>                       |              |                         | <b>40</b>    | <b>188,667</b>    | <b>0</b>  | <b>0</b>       | <b>0</b>     | <b>0</b>         | <b>203</b>     | <b>203</b>     | <b>44.3</b>    |
| <b>District of Columbia</b>                  |              |                         |              |                   |           |                |              |                  |                |                |                |
| Fort Lesley J McNair                         | Army Active  | Washington, DC          | 69           | 1,414,842         | 0         | 0              | 0            | 0                | 107            | 107            | 385.6          |
| Walter Reed AMC Main Post                    | Army Active  | Washington, DC          | 53           | 4,704,864         | 0         | 0              | 9            | 41,946           | 113            | 113            | 1,423.2        |
| * OTHER SITE(S) : 1                          |              |                         | 3            | 6,405             | 0         | 0              | 0            | 0                | 16             | 16             | 1.9            |
| <b>District of Columbia Total:</b>           |              |                         | <b>125</b>   | <b>6,126,111</b>  | <b>0</b>  | <b>0</b>       | <b>9</b>     | <b>41,946</b>    | <b>236</b>     | <b>236</b>     | <b>1,810.6</b> |
| <b>Florida</b>                               |              |                         |              |                   |           |                |              |                  |                |                |                |
| Destin Moreno Point                          | Army Active  | Destin                  | 22           | 59,215            | 0         | 0              | 0            | 0                | 14             | 14             | 12.5           |
| US Army Garrison-Miami                       | Army Active  | Miami-Dade              | 11           | 654,246           | 0         | 0              | 2            | 30,419           | 0              | 34             | 183.8          |
| * OTHER SITE(S) : 55                         |              |                         | 95           | 1,235,541         | 22        | 123,519        | 3            | 28,000           | 407            | 412            | 330.4          |
| <b>Florida Total:</b>                        |              |                         | <b>128</b>   | <b>1,949,002</b>  | <b>22</b> | <b>123,519</b> | <b>5</b>     | <b>58,419</b>    | <b>421</b>     | <b>460</b>     | <b>526.8</b>   |
| <b>Georgia</b>                               |              |                         |              |                   |           |                |              |                  |                |                |                |
| Fort Benning GA                              | Army Active  | Columbus                | 1,495        | 20,050,337        | 0         | 0              | 2,120        | 7,030,057        | 35,469         | 35,473         | 7,169.2        |
| Fort Gillem                                  | Army Active  | Forest Park             | 81           | 1,961,413         | 47        | 142,220        | 4            | 5,545            | 1,531          | 1,531          | 553.3          |
| Fort Gordon                                  | Army Active  | Augusta                 | 640          | 8,104,852         | 5         | 78,906         | 88           | 643,202          | 24             | 24             | 2,662.3        |
| Fort McPherson                               | Army Active  | Atlanta                 | 219          | 2,211,704         | 0         | 0              | 3            | 4,697            | 487            | 487            | 515.3          |
| General Lucius D. Clay National Guard Center | Army Guard   | Marietta                | 64           | 762,921           | 0         | 0              | 0            | 0                | 106            | 106            | 177.3          |
| VTS Catoosa                                  | Army Guard   | Tunnel Hill             | 39           | 91,108            | 0         | 0              | 0            | 0                | 1,630          | 1,630          | 33.3           |
| * OTHER SITE(S) : 24                         |              |                         | 1,882        | 15,622,909        | 3         | 49,577         | 1,454        | 6,753,245        | 101            | 101            | 5,619.7        |

\* US Locations that do not meet criteria of at least ten (10) Acres AND at least \$10M PRV. US Territories and Non-US Locations that do not meet criteria of at least ten (10) Acres OR at least \$10M PRV.

**DEPARTMENT OF DEFENSE - Army**  
**Base Structure Report - As of 30 Sept 2014**

| SITE                                 | COMPONENT    | NAME<br>NEAREST<br>CITY | BUILDINGS    |                   |           |                |              |                   | ACRES<br>OWNED | TOTAL<br>ACRES | PRV (\$M)       |
|--------------------------------------|--------------|-------------------------|--------------|-------------------|-----------|----------------|--------------|-------------------|----------------|----------------|-----------------|
|                                      |              |                         | OWNED        |                   | LEASED    |                | OTHER        |                   |                |                |                 |
|                                      |              |                         | COUNT        | SQFT              | COUNT     | SQFT           | COUNT        | SQFT              |                |                |                 |
| <b>Georgia Total:</b>                |              |                         | <b>4,420</b> | <b>48,805,244</b> | <b>55</b> | <b>270,703</b> | <b>3,669</b> | <b>14,436,746</b> | <b>39,347</b>  | <b>39,351</b>  | <b>16,730.3</b> |
| <b>Guam</b>                          |              |                         |              |                   |           |                |              |                   |                |                |                 |
| Guam US Army Reserve Center          | Army Reserve | Barrigada               | 7            | 60,036            | 0         | 0              | 0            | 0                 | 0              | 0              | 65.6            |
| NG Fort Juan Muna                    | Army Guard   | Barrigada               | 41           | 113,339           | 0         | 0              | 0            | 0                 | 15             | 15             | 58.6            |
| NG Guam Barrigada Complex            | Army Guard   | Barrigada               | 9            | 106,246           | 0         | 0              | 0            | 0                 | 51             | 51             | 69.8            |
| <b>Guam Total:</b>                   |              |                         | <b>57</b>    | <b>279,622</b>    | <b>0</b>  | <b>0</b>       | <b>0</b>     | <b>0</b>          | <b>66</b>      | <b>66</b>      | <b>194.0</b>    |
| <b>Hawaii</b>                        |              |                         |              |                   |           |                |              |                   |                |                |                 |
| Aliamanu Military Reservation        | Army Active  | Honolulu                | 103          | 281,356           | 0         | 0              | 771          | 2,876,646         | 593            | 600            | 1,005.0         |
| Dillingham Mil Res                   | Army Active  | Waialua                 | 5            | 4,176             | 0         | 0              | 0            | 0                 | 664            | 664            | 35.5            |
| Fort De Russy                        | Army Active  | Honolulu                | 15           | 796,892           | 0         | 0              | 0            | 0                 | 73             | 73             | 207.1           |
| Fort Shafter                         | Army Active  | Honolulu                | 153          | 1,727,558         | 0         | 0              | 162          | 519,068           | 589            | 589            | 890.1           |
| Helemano Military Reservation        | Army Active  | Wahiawa                 | 22           | 318,692           | 0         | 0              | 216          | 1,556,062         | 282            | 293            | 675.8           |
| Kahuku Training Area                 | Army Active  | Kahuku                  | 22           | 33,603            | 0         | 0              | 0            | 0                 | 8,330          | 9,480          | 31.7            |
| Kawaihae Military Reserve            | Army Active  | Waimea                  | 1            | 938               | 0         | 0              | 0            | 0                 | 10             | 11             | 14.6            |
| Kilauea Military Reserve             | Army Active  | Hawaii National Park    | 94           | 167,411           | 0         | 0              | 0            | 0                 | 13             | 72             | 59.6            |
| Kipapa Ammo Storage Site             | Army Active  | Miliani                 | 70           | 179,462           | 0         | 0              | 0            | 0                 | 401            | 401            | 115.2           |
| Makua Military Reserve               | Army Active  | Waianae                 | 4            | 4,873             | 0         | 0              | 0            | 0                 | 3,413          | 4,195          | 28.2            |
| NG Kalaeloa                          | Army Guard   | Kapolei                 | 24           | 574,828           | 0         | 0              | 0            | 0                 | 147            | 147            | 294.3           |
| NG TS Waiawa Gulch                   | Army Guard   | Pearl City              | 8            | 105,101           | 0         | 0              | 0            | 0                 | 19             | 19             | 34.4            |
| Pohakuloa Training Area              | Army Active  | Hilo                    | 177          | 307,516           | 0         | 0              | 4            | 362               | 108,829        | 131,805        | 376.4           |
| Pupukea Paalaa Uka Mil Road          | Army Active  | Haleiwa                 | 0            | 0                 | 0         | 0              | 0            | 0                 | 109            | 109            | 24.8            |
| Schofield Bks Military Reservation   | Army Active  | Wahiawa                 | 534          | 7,182,136         | 0         | 0              | 1,692        | 8,946,290         | 15,609         | 15,612         | 6,100.4         |
| Signal Cable Trunking System         | Army Active  | Wahiawa                 | 41           | 8,871             | 0         | 0              | 0            | 0                 | 201            | 201            | 114.2           |
| Tripler AMC                          | Army Active  | Honolulu                | 40           | 1,841,536         | 0         | 0              | 40           | 275,926           | 367            | 367            | 1,811.8         |
| USA Field Station Kunia              | Army Active  | Kunia                   | 9            | 270,844           | 0         | 0              | 0            | 0                 | 89             | 89             | 195.4           |
| Waianae-Kai Military Reservation     | Army Active  | Waianae                 | 48           | 47,743            | 1         | 637            | 0            | 0                 | 0              | 14             | 23.7            |
| Waikalkalaua Ammo Storage<br>Tunnels | Army Active  | Miliani                 | 49           | 104,236           | 0         | 0              | 0            | 0                 | 312            | 312            | 64.9            |
| Wheeler Army Airfield                | Army Active  | Wahiawa                 | 177          | 1,344,304         | 0         | 0              | 338          | 1,077,971         | 1,370          | 1,370          | 1,240.4         |
| <b>* OTHER SITE(S) : 6</b>           |              |                         | <b>10</b>    | <b>49,829</b>     | <b>1</b>  | <b>15,427</b>  | <b>1</b>     | <b>17,504</b>     | <b>21</b>      | <b>23,033</b>  | <b>42.5</b>     |
| <b>Hawaii Total:</b>                 |              |                         | <b>1,606</b> | <b>15,351,905</b> | <b>2</b>  | <b>16,064</b>  | <b>3,224</b> | <b>15,269,829</b> | <b>141,442</b> | <b>189,455</b> | <b>13,386.2</b> |
| <b>Idaho</b>                         |              |                         |              |                   |           |                |              |                   |                |                |                 |
| <b>* OTHER SITE(S) : 12</b>          |              |                         | <b>32</b>    | <b>182,827</b>    | <b>1</b>  | <b>24,679</b>  | <b>0</b>     | <b>0</b>          | <b>197</b>     | <b>1,283</b>   | <b>60.4</b>     |
| <b>Idaho Total:</b>                  |              |                         | <b>32</b>    | <b>182,827</b>    | <b>1</b>  | <b>24,679</b>  | <b>0</b>     | <b>0</b>          | <b>197</b>     | <b>1,283</b>   | <b>60.4</b>     |
| <b>Illinois</b>                      |              |                         |              |                   |           |                |              |                   |                |                |                 |
| Carbondale Reserve Center            | Army Guard   | Murphysboro             | 0            | 0                 | 0         | 0              | 2            | 53,702            | 0              | 15             | 16.5            |

\* US Locations that do not meet criteria of at least ten (10) Acres AND at least \$10M PRV. US Territories and Non-US Locations that do not meet criteria of at least ten (10) Acres OR at least \$10M PRV.

**DEPARTMENT OF DEFENSE - Army**  
**Base Structure Report - As of 30 Sept 2014**

| SITE                                 | COMPONENT    | NAME<br>NEAREST<br>CITY | BUILDINGS    |                   |           |                |              |                  | ACRES<br>OWNED | TOTAL<br>ACRES | PRV (\$M)      |
|--------------------------------------|--------------|-------------------------|--------------|-------------------|-----------|----------------|--------------|------------------|----------------|----------------|----------------|
|                                      |              |                         | OWNED        |                   | LEASED    |                | OTHER        |                  |                |                |                |
|                                      |              |                         | COUNT        | SQFT              | COUNT     | SQFT           | COUNT        | SQFT             |                |                |                |
| Charles Melvin Price Spt Ctr         | Army Active  | Granite City            | 2            | 60,390            | 0         | 0              | 0            | 0                | 136            | 136            | 11.9           |
| Granite City USARC                   | Army Reserve | Granite City            | 20           | 186,630           | 0         | 0              | 0            | 0                | 30             | 30             | 49.5           |
| Joliet AAP Elwood                    | Army Active  | Wilmington              | 206          | 633,641           | 0         | 0              | 0            | 0                | 657            | 657            | 255.6          |
| Joliet AAP Kankakee                  | Army Active  | Wilmington              | 2            | 171               | 0         | 0              | 0            | 0                | 1,068          | 1,068          | 0.1            |
| NG Galesburg Readiness Center        | Army Guard   | Galesburg               | 0            | 0                 | 0         | 0              | 3            | 56,018           | 0              | 10             | 15.4           |
| NG N Riverside (NG Maint Center)     | Army Guard   | Riverside               | 20           | 204,830           | 0         | 0              | 0            | 0                | 33             | 33             | 51.4           |
| NG Peoria AASF                       | Army Guard   | Peoria                  | 17           | 155,099           | 0         | 0              | 1            | 350              | 44             | 44             | 49.6           |
| Rock Island Arsenal                  | Army Active  | Rock Island             | 191          | 6,818,340         | 21        | 59,102         | 1            | 20               | 880            | 880            | 1,803.0        |
| Savanna Depot Act                    | Army Active  | Savanna                 | 684          | 2,799,093         | 0         | 0              | 0            | 0                | 8,145          | 8,145          | 969.2          |
| <b>* OTHER SITE(S) : 31</b>          |              |                         | 112          | 1,525,160         | 5         | 10,925         | 0            | 0                | 0              | 0              | 450.9          |
| <b>Illinois Total:</b>               |              |                         | <b>1,254</b> | <b>12,383,354</b> | <b>26</b> | <b>70,027</b>  | <b>7</b>     | <b>110,090</b>   | <b>10,994</b>  | <b>11,019</b>  | <b>3,673.0</b> |
| <b>Indiana</b>                       |              |                         |              |                   |           |                |              |                  |                |                |                |
| Camp Atterbury                       | Army Guard   | Edinburg                | 445          | 1,945,276         | 0         | 0              | 0            | 0                | 33,142         | 34,391         | 590.8          |
| Fort Benjamin Harrison               | Army Active  | Lawrence                | 0            | 0                 | 0         | 0              | 0            | 0                | 67             | 67             | 43.5           |
| Indiana AAP                          | Army Active  | Charlestown             | 454          | 1,686,183         | 0         | 0              | 0            | 0                | 4,064          | 4,064          | 718.4          |
| Jefferson Proving Ground             | Army Active  | Madison                 | 108          | 280,197           | 0         | 0              | 0            | 0                | 51,964         | 51,964         | 151.6          |
| Newport Chem Depot                   | Army Active  | Newport                 | 1            | 53,226            | 0         | 0              | 0            | 0                | 382            | 382            | 10.1           |
| NG Muscatatuck Urban Training Center | Army Guard   | Butlerville             | 48           | 479,471           | 1         | 22,824         | 1            | 2,125            | 0              | 934            | 172.9          |
| <b>* OTHER SITE(S) : 24</b>          |              |                         | 54           | 932,104           | 6         | 143,286        | 1            | 1,650            | 0              | 0              | 223.4          |
| <b>Indiana Total:</b>                |              |                         | <b>1,110</b> | <b>5,376,457</b>  | <b>7</b>  | <b>166,110</b> | <b>2</b>     | <b>3,775</b>     | <b>89,619</b>  | <b>91,803</b>  | <b>1,910.7</b> |
| <b>Iowa</b>                          |              |                         |              |                   |           |                |              |                  |                |                |                |
| Camp Dodge Johnston TS               | Army Guard   | Johnston                | 29           | 763,413           | 1         | 25,540         | 248          | 1,370,898        | 28,847         | 31,180         | 693.6          |
| Iowa AAP                             | Army Active  | Middletown              | 960          | 4,218,334         | 0         | 0              | 1            | 1,500            | 19,011         | 19,011         | 1,379.3        |
| <b>* OTHER SITE(S) : 50</b>          |              |                         | 44           | 526,411           | 35        | 150,034        | 0            | 0                | 0              | 0              | 155.2          |
| <b>Iowa Total:</b>                   |              |                         | <b>1,033</b> | <b>5,508,158</b>  | <b>36</b> | <b>175,574</b> | <b>249</b>   | <b>1,372,398</b> | <b>47,858</b>  | <b>50,191</b>  | <b>2,228.2</b> |
| <b>Kansas</b>                        |              |                         |              |                   |           |                |              |                  |                |                |                |
| Fort Leavenworth                     | Army Active  | Fort Leavenworth        | 326          | 4,587,599         | 0         | 0              | 734          | 4,972,888        | 5,637          | 5,637          | 2,399.3        |
| Fort Riley                           | Army Active  | Fort Riley              | 910          | 11,774,220        | 2         | 22,672         | 272          | 1,537,047        | 78,048         | 81,640         | 4,560.2        |
| Kansas AAP                           | Army Active  | Parsons                 | 1            | 67,000            | 0         | 0              | 0            | 0                | 13,835         | 13,835         | 15.2           |
| <b>* OTHER SITE(S) : 22</b>          |              |                         | 49           | 694,334           | 2         | 17,034         | 0            | 0                | 0              | 0              | 267.7          |
| <b>Kansas Total:</b>                 |              |                         | <b>1,286</b> | <b>17,123,153</b> | <b>4</b>  | <b>39,706</b>  | <b>1,006</b> | <b>6,509,935</b> | <b>97,520</b>  | <b>101,111</b> | <b>7,242.4</b> |
| <b>Kentucky</b>                      |              |                         |              |                   |           |                |              |                  |                |                |                |
| Blue Grass Army Depot                | Army Active  | Richmond                | 1,175        | 4,185,577         | 1         | 69,690         | 68           | 63,100           | 14,594         | 14,594         | 1,166.0        |
| Fort Campbell                        | Army Active  | Fort Campbell           | 549          | 8,603,413         | 0         | 0              | 1,050        | 4,551,628        | 43,175         | 43,175         | 5,371.6        |

\* US Locations that do not meet criteria of at least ten (10) Acres AND at least \$10M PRV. US Territories and Non-US Locations that do not meet criteria of at least ten (10) Acres OR at least \$10M PRV.

**DEPARTMENT OF DEFENSE - Army**  
**Base Structure Report - As of 30 Sept 2014**

| SITE                            | COMPONENT   | NAME<br>NEAREST<br>CITY | BUILDINGS    |                   |            |                |              |                   | ACRES<br>OWNED | TOTAL<br>ACRES | PRV (\$M)       |
|---------------------------------|-------------|-------------------------|--------------|-------------------|------------|----------------|--------------|-------------------|----------------|----------------|-----------------|
|                                 |             |                         | OWNED        |                   | LEASED     |                | OTHER        |                   |                |                |                 |
|                                 |             |                         | COUNT        | SQFT              | COUNT      | SQFT           | COUNT        | SQFT              |                |                |                 |
| Fort Knox                       | Army Active | Middletown              | 942          | 11,606,314        | 0          | 0              | 1,471        | 5,467,287         | 109,111        | 109,111        | 5,072.1         |
| * OTHER SITE(S) : 24            |             |                         | 39           | 320,590           | 14         | 199,896        | 0            | 0                 | 1,338          | 1,348          | 113.8           |
| <b>Kentucky Total:</b>          |             |                         | <b>2,705</b> | <b>24,715,895</b> | <b>15</b>  | <b>269,586</b> | <b>2,589</b> | <b>10,082,015</b> | <b>168,218</b> | <b>168,227</b> | <b>11,723.5</b> |
| <b>Louisiana</b>                |             |                         |              |                   |            |                |              |                   |                |                |                 |
| England Authority               | Army Active | Alexandria              | 2            | 59,274            | 19         | 106,300        | 1            | 2,128             | 0              | 252            | 55.8            |
| Fort Polk                       | Army Active | Fort Polk               | 928          | 7,782,698         | 0          | 0              | 1,324        | 7,443,098         | 100,110        | 198,722        | 3,933.0         |
| * OTHER SITE(S) : 13            |             |                         | 23           | 246,608           | 2          | 21,686         | 0            | 0                 | 0              | 0              | 81.9            |
| <b>Louisiana Total:</b>         |             |                         | <b>953</b>   | <b>8,088,579</b>  | <b>21</b>  | <b>127,986</b> | <b>1,325</b> | <b>7,445,226</b>  | <b>100,110</b> | <b>198,974</b> | <b>4,070.7</b>  |
| <b>Maine</b>                    |             |                         |              |                   |            |                |              |                   |                |                |                 |
| NG Auburn TS                    | Army Guard  | Auburn                  | 14           | 86,989            | 0          | 0              | 0            | 0                 | 154            | 170            | 22.8            |
| NG Bangor TS                    | Army Guard  | Bangor                  | 32           | 380,611           | 0          | 0              | 0            | 0                 | 180            | 205            | 111.1           |
| NG Bog Brook Riley TS           | Army Guard  | West Bethel             | 23           | 20,275            | 0          | 0              | 0            | 0                 | 166            | 213            | 11.7            |
| * OTHER SITE(S) : 7             |             |                         | 22           | 196,825           | 1          | 22,992         | 0            | 0                 | 1,111          | 1,111          | 62.0            |
| <b>Maine Total:</b>             |             |                         | <b>91</b>    | <b>684,700</b>    | <b>1</b>   | <b>22,992</b>  | <b>0</b>     | <b>0</b>          | <b>1,611</b>   | <b>1,700</b>   | <b>207.6</b>    |
| <b>Marshall Islands</b>         |             |                         |              |                   |            |                |              |                   |                |                |                 |
| Ennylabegan Island              | Army Active | Kwajalein Atoll         | 13           | 25,269            | 0          | 0              | 0            | 0                 | 0              | 0              | 31.9            |
| Illeginni Island                | Army Active | Kwajalein Atoll         | 14           | 26,044            | 0          | 0              | 0            | 0                 | 0              | 0              | 31.3            |
| Meck Island                     | Army Active | Kwajalein Atoll         | 43           | 242,285           | 0          | 0              | 0            | 0                 | 0              | 0              | 215.4           |
| Roi-Namur Island                | Army Active | Kwajalein Atoll         | 106          | 469,668           | 0          | 0              | 1            | 100               | 0              | 0              | 490.6           |
| US Army Kwajalein Atoll         | Army Active | Kwajalein Atoll         | 522          | 2,432,242         | 0          | 0              | 1            | 2,310             | 0              | 1,361          | 2,142.1         |
| * OTHER SITE(S) : 6             |             |                         | 28           | 16,870            | 0          | 0              | 0            | 0                 | 0              | 0              | 38.8            |
| <b>Marshall Islands Total:</b>  |             |                         | <b>726</b>   | <b>3,212,378</b>  | <b>0</b>   | <b>0</b>       | <b>2</b>     | <b>2,410</b>      | <b>0</b>       | <b>1,361</b>   | <b>2,950.2</b>  |
| <b>Maryland</b>                 |             |                         |              |                   |            |                |              |                   |                |                |                 |
| Aberdeen Proving Ground         | Army Active | Aberdeen                | 1,405        | 14,140,200        | 0          | 0              | 141          | 1,143,977         | 72,380         | 72,380         | 4,620.3         |
| Blossom Point Research Facility | Army Active | Welcome                 | 70           | 92,790            | 0          | 0              | 1            | 1,600             | 1,600          | 1,600          | 37.5            |
| Fort Detrick                    | Army Active | Frederick               | 222          | 2,425,938         | 0          | 0              | 318          | 1,015,867         | 1,153          | 1,153          | 1,527.6         |
| Fort George G Meade             | Army Active | Fort Meade              | 289          | 5,940,074         | 10         | 40,912         | 1,210        | 4,796,504         | 5,067          | 5,067          | 2,736.5         |
| NG Pvt Henry Costin             | Army Guard  | Laurel                  | 3            | 56,225            | 0          | 0              | 0            | 0                 | 23             | 23             | 15.0            |
| USA Adelphi Laboratory Ctr      | Army Active | Hyattsville             | 39           | 1,134,913         | 0          | 0              | 1            | 80                | 70             | 70             | 390.7           |
| Walter Reed AMC Forest Glen     | Army Active | Silver Spring           | 42           | 1,051,736         | 0          | 0              | 0            | 0                 | 132            | 132            | 336.7           |
| Walter Reed AMC Glen Haven      | Army Active | Silver Spring           | 1            | 6,996             | 0          | 0              | 23           | 442,086           | 21             | 21             | 64.8            |
| * OTHER SITE(S) : 29            |             |                         | 47           | 482,439           | 112        | 192,493        | 0            | 0                 | 97             | 98             | 331.8           |
| <b>Maryland Total:</b>          |             |                         | <b>2,118</b> | <b>25,331,311</b> | <b>122</b> | <b>233,405</b> | <b>1,694</b> | <b>7,400,114</b>  | <b>80,544</b>  | <b>80,545</b>  | <b>10,060.8</b> |

\* US Locations that do not meet criteria of at least ten (10) Acres AND at least \$10M PRV. US Territories and Non-US Locations that do not meet criteria of at least ten (10) Acres OR at least \$10M PRV.

**DEPARTMENT OF DEFENSE - Army**  
**Base Structure Report - As of 30 Sept 2014**

| SITE                                     | COMPONENT    | NAME<br>NEAREST<br>CITY | BUILDINGS  |                  |           |                |              |                  | ACRES<br>OWNED | TOTAL<br>ACRES | PRV (\$M)      |
|--|--------------|-------------------------|------------|------------------|-----------|----------------|--------------|------------------|----------------|----------------|----------------|
|  |              |                         | OWNED      |                  | LEASED    |                | OTHER        |                  |                |                |                |
|  |              |                         | COUNT      | SQFT             | COUNT     | SQFT           | COUNT        | SQFT             |                |                |                |
| <b>Massachusetts</b>                     |              |                         |            |                  |           |                |              |                  |                |                |                |
| Cpl G M Craig USARC/AMSA                 | Army Reserve | Brockton                | 3          | 70,109           | 0         | 0              | 0            | 0                | 14             | 14             | 20.0           |
| MTA Camp Edwards                         | Army Guard   | Bourne                  | 143        | 865,394          | 0         | 0              | 0            | 0                | 0              | 14,712         | 380.9          |
| NG Rehoboth-TS Nike                      | Army Guard   | Rehoboth                | 8          | 38,564           | 0         | 0              | 0            | 0                | 17             | 17             | 13.2           |
| NG Westfield/Barnes                      | Army Guard   | Westfield               | 4          | 67,557           | 0         | 0              | 0            | 0                | 0              | 36             | 27.9           |
| SSC Hudson Housing                       | Army Active  | Natick                  | 15         | 50,489           | 0         | 0              | 0            | 0                | 134            | 134            | 10.7           |
| US Army Soldier Systems Center<br>Natick | Army Active  | Natick                  | 80         | 940,065          | 0         | 0              | 0            | 0                | 78             | 78             | 348.2          |
| * OTHER SITE(S) : 23                     |              |                         | 217        | 2,790,910        | 7         | 75,054         | 0            | 0                | 35             | 38             | 926.4          |
| <b>Massachusetts Total:</b>              |              |                         | <b>470</b> | <b>4,823,088</b> | <b>7</b>  | <b>75,054</b>  | <b>0</b>     | <b>0</b>         | <b>279</b>     | <b>15,029</b>  | <b>1,727.3</b> |
| <b>Michigan</b>                          |              |                         |            |                  |           |                |              |                  |                |                |                |
| CTC Fort Custer Trng Center              | Army Guard   | Augusta                 | 131        | 704,502          | 0         | 0              | 0            | 0                | 7,570          | 7,570          | 267.5          |
| Detroit Arsenal                          | Army Active  | Warren                  | 86         | 2,055,894        | 0         | 0              | 2            | 1,054            | 170            | 178            | 1,436.1        |
| NG Grayling Airfield                     | Army Guard   | Grayling                | 25         | 116,683          | 0         | 0              | 0            | 0                | 875            | 875            | 105.5          |
| * OTHER SITE(S) : 24                     |              |                         | 44         | 644,312          | 11        | 367,069        | 0            | 0                | 103            | 103            | 288.9          |
| <b>Michigan Total:</b>                   |              |                         | <b>286</b> | <b>3,521,390</b> | <b>11</b> | <b>367,069</b> | <b>2</b>     | <b>1,054</b>     | <b>8,718</b>   | <b>8,726</b>   | <b>2,098.0</b> |
| <b>Minnesota</b>                         |              |                         |            |                  |           |                |              |                  |                |                |                |
| NG Arden Hills Army TS                   | Army Guard   | St. Paul                | 48         | 251,749          | 0         | 0              | 0            | 0                | 1,496          | 1,496          | 96.1           |
| Twin Cities AAP                          | Army Active  | St. Paul                | 110        | 2,839,712        | 0         | 0              | 0            | 0                | 677            | 677            | 977.8          |
| * OTHER SITE(S) : 19                     |              |                         | 35         | 673,455          | 6         | 57,171         | 0            | 0                | 6              | 6              | 182.0          |
| <b>Minnesota Total:</b>                  |              |                         | <b>193</b> | <b>3,764,916</b> | <b>6</b>  | <b>57,171</b>  | <b>0</b>     | <b>0</b>         | <b>2,179</b>   | <b>2,179</b>   | <b>1,256.0</b> |
| <b>Mississippi</b>                       |              |                         |            |                  |           |                |              |                  |                |                |                |
| CTA Camp McCain                          | Army Guard   | Grenada                 | 98         | 403,086          | 0         | 0              | 0            | 0                | 12,972         | 12,972         | 147.9          |
| MTA Camp Shelby                          | Army Guard   | Hattiesburg             | 6          | 5,884            | 0         | 0              | 1,074        | 3,992,327        | 7,500          | 133,682        | 1,139.1        |
| * OTHER SITE(S) : 80                     |              |                         | 50         | 816,697          | 63        | 145,674        | 0            | 0                | 0              | 8              | 180.7          |
| <b>Mississippi Total:</b>                |              |                         | <b>154</b> | <b>1,225,666</b> | <b>63</b> | <b>145,674</b> | <b>1,074</b> | <b>3,992,327</b> | <b>20,472</b>  | <b>146,662</b> | <b>1,467.7</b> |
| <b>Missouri</b>                          |              |                         |            |                  |           |                |              |                  |                |                |                |
| Fort Leonard Wood                        | Army Active  | Fort Leonard Wood       | 1,411      | 12,286,648       | 0         | 0              | 851          | 2,704,017        | 14             | 9,686          | 4,623.2        |
| Lake City AAP                            | Army Active  | Independence            | 355        | 2,953,470        | 0         | 0              | 8            | 2,299            | 3,950          | 3,950          | 1,067.7        |
| Lake Of The Ozarks Recreation            | Army Active  | Linn Creek              | 18         | 17,439           | 0         | 0              | 0            | 0                | 0              | 359            | 28.1           |
| MTA Camp Crowder Neosho                  | Army Guard   | Neosho                  | 55         | 180,389          | 0         | 0              | 0            | 0                | 4,362          | 4,362          | 84.4           |
| NG MTA Camp Clark Nevada                 | Army Guard   | Nevada                  | 94         | 157,382          | 0         | 0              | 16           | 20,330           | 0              | 1,282          | 85.7           |
| NG Springfield AVCRAD                    | Army Guard   | Springfield             | 0          | 0                | 0         | 0              | 6            | 138,760          | 0              | 107            | 52.3           |

\* US Locations that do not meet criteria of at least ten (10) Acres AND at least \$10M PRV. US Territories and Non-US Locations that do not meet criteria of at least ten (10) Acres OR at least \$10M PRV.

**DEPARTMENT OF DEFENSE - Army**  
**Base Structure Report - As of 30 Sept 2014**

| SITE                                  | COMPONENT   | NAME<br>NEAREST<br>CITY | BUILDINGS    |                   |           |                |            |                  | ACRES<br>OWNED | TOTAL<br>ACRES | PRV (\$M)      |
|---------------------------------------|-------------|-------------------------|--------------|-------------------|-----------|----------------|------------|------------------|----------------|----------------|----------------|
|                                       |             |                         | OWNED        |                   | LEASED    |                | OTHER      |                  |                |                |                |
|                                       |             |                         | COUNT        | SQFT              | COUNT     | SQFT           | COUNT      | SQFT             |                |                |                |
| NG TS Clark Natl Forest<br>Wappapello | Army Guard  | Wappapello              | 11           | 16,402            | 0         | 0              | 0          | 0                | 2,200          | 2,200          | 10.7           |
| * OTHER SITE(S) : 28                  |             |                         | 75           | 742,701           | 15        | 478,455        | 1          | 48,296           | 18             | 18             | 490.5          |
| <b>Missouri Total:</b>                |             |                         | <b>2,019</b> | <b>16,354,431</b> | <b>15</b> | <b>478,455</b> | <b>882</b> | <b>2,913,702</b> | <b>10,544</b>  | <b>21,965</b>  | <b>6,442.7</b> |
| <b>Montana</b>                        |             |                         |              |                   |           |                |            |                  |                |                |                |
| MTA Fort Wm Henry Harrison            | Army Guard  | Helena                  | 114          | 753,880           | 0         | 0              | 1          | 1,080            | 4,371          | 6,387          | 219.2          |
| NG Fort Missoula - FMS 02             | Army Guard  | Missoula                | 11           | 71,013            | 0         | 0              | 0          | 0                | 14             | 14             | 15.0           |
| NG Helena Aviation RC- AASF           | Army Guard  | Helena                  | 12           | 222,287           | 0         | 0              | 0          | 0                | 0              | 60             | 62.3           |
| NG MTA Limestone Hills                | Army Guard  | Townsend                | 5            | 8,128             | 0         | 0              | 3          | 2,024            | 0              | 19,997         | 50.0           |
| * OTHER SITE(S) : 8                   |             |                         | 13           | 126,677           | 1         | 18,439         | 0          | 0                | 4,680          | 4,680          | 39.6           |
| <b>Montana Total:</b>                 |             |                         | <b>155</b>   | <b>1,181,985</b>  | <b>1</b>  | <b>18,439</b>  | <b>4</b>   | <b>3,104</b>     | <b>9,066</b>   | <b>31,138</b>  | <b>386.0</b>   |
| <b>Nebraska</b>                       |             |                         |              |                   |           |                |            |                  |                |                |                |
| Camp Ashland                          | Army Guard  | Ashland                 | 52           | 209,709           | 0         | 0              | 0          | 0                | 980            | 980            | 66.9           |
| Cornhusker AAP                        | Army Active | Grand Island            | 15           | 16,282            | 1         | 3,100          | 0          | 0                | 297            | 297            | 72.6           |
| NG Greenlief TS/UTES                  | Army Guard  | Hastings                | 124          | 328,685           | 0         | 0              | 0          | 0                | 3,239          | 3,239          | 135.2          |
| NG Lincoln AASF/Readiness Center      | Army Guard  | Lincoln                 | 10           | 331,073           | 0         | 0              | 0          | 0                | 65             | 65             | 83.3           |
| NG Mead TS/FMS 06/UTES                | Army Guard  | Mead                    | 29           | 187,838           | 0         | 0              | 0          | 0                | 1,212          | 1,212          | 63.4           |
| * OTHER SITE(S) : 12                  |             |                         | 10           | 122,173           | 7         | 117,325        | 0          | 0                | 376            | 377            | 60.9           |
| <b>Nebraska Total:</b>                |             |                         | <b>240</b>   | <b>1,195,760</b>  | <b>8</b>  | <b>120,425</b> | <b>0</b>   | <b>0</b>         | <b>6,170</b>   | <b>6,171</b>   | <b>482.4</b>   |
| <b>Nevada</b>                         |             |                         |              |                   |           |                |            |                  |                |                |                |
| Hawthorne Army Depot                  | Army Active | Hawthorne               | 2,498        | 9,687,624         | 0         | 0              | 0          | 0                | 7,429          | 147,236        | 3,568.1        |
| * OTHER SITE(S) : 8                   |             |                         | 16           | 236,894           | 2         | 64,943         | 1          | 10,404           | 389            | 390            | 68.1           |
| <b>Nevada Total:</b>                  |             |                         | <b>2,514</b> | <b>9,924,518</b>  | <b>2</b>  | <b>64,943</b>  | <b>1</b>   | <b>10,404</b>    | <b>7,818</b>   | <b>147,626</b> | <b>3,636.2</b> |
| <b>New Hampshire</b>                  |             |                         |              |                   |           |                |            |                  |                |                |                |
| * OTHER SITE(S) : 6                   |             |                         | 16           | 278,838           | 0         | 0              | 0          | 0                | 11             | 11             | 77.5           |
| <b>New Hampshire Total:</b>           |             |                         | <b>16</b>    | <b>278,838</b>    | <b>0</b>  | <b>0</b>       | <b>0</b>   | <b>0</b>         | <b>11</b>      | <b>11</b>      | <b>77.5</b>    |
| <b>New Jersey</b>                     |             |                         |              |                   |           |                |            |                  |                |                |                |
| Fort Monmouth Main Post               | Army Active | Red Bank                | 316          | 2,714,551         | 0         | 0              | 1          | 5,100            | 1,126          | 1,126          | 862.5          |
| Picatinny Arsenal                     | Army Active | Dover                   | 583          | 3,378,923         | 0         | 0              | 54         | 220,817          | 6,493          | 6,493          | 1,521.2        |
| * OTHER SITE(S) : 11                  |             |                         | 40           | 539,136           | 1         | 40,653         | 0          | 0                | 1              | 1              | 155.0          |
| <b>New Jersey Total:</b>              |             |                         | <b>939</b>   | <b>6,632,610</b>  | <b>1</b>  | <b>40,653</b>  | <b>55</b>  | <b>225,917</b>   | <b>7,620</b>   | <b>7,620</b>   | <b>2,538.7</b> |

\* US Locations that do not meet criteria of at least ten (10) Acres AND at least \$10M PRV. US Territories and Non-US Locations that do not meet criteria of at least ten (10) Acres OR at least \$10M PRV.

**DEPARTMENT OF DEFENSE - Army**  
**Base Structure Report - As of 30 Sept 2014**

| SITE                           | COMPONENT    | NAME<br>NEAREST<br>CITY | BUILDINGS    |                   |           |                |              |                   | ACRES<br>OWNED   | TOTAL<br>ACRES   | PRV (\$M)       |
|--------------------------------|--------------|-------------------------|--------------|-------------------|-----------|----------------|--------------|-------------------|------------------|------------------|-----------------|
|                                |              |                         | OWNED        |                   | LEASED    |                | OTHER        |                   |                  |                  |                 |
|                                |              |                         | COUNT        | SQFT              | COUNT     | SQFT           | COUNT        | SQFT              |                  |                  |                 |
| <b><u>New Mexico</u></b>       |              |                         |              |                   |           |                |              |                   |                  |                  |                 |
| Fort Bliss AAA Ranges          | Army Active  | Orogrande               | 591          | 1,474,589         | 0         | 0              | 14           | 7,256             | 977,394          | 995,404          | 1,191.5         |
| Fort Wingate Depot Activity    | Army Active  | Fort Wingate            | 828          | 1,922,434         | 0         | 0              | 0            | 0                 | 307              | 16,691           | 610.7           |
| White Sands Missile Range      | Army Active  | Las Cruces              | 1,093        | 4,547,254         | 0         | 0              | 483          | 933,042           | 2,293,431        | 2,293,431        | 2,862.6         |
| * OTHER SITE(S) : 12           |              |                         | 14           | 102,496           | 1         | 22,022         | 0            | 0                 | 11,843           | 17,055           | 23.9            |
| <b>New Mexico Total:</b>       |              |                         | <b>2,526</b> | <b>8,046,773</b>  | <b>1</b>  | <b>22,022</b>  | <b>497</b>   | <b>940,298</b>    | <b>3,282,975</b> | <b>3,322,581</b> | <b>4,688.7</b>  |
| <b><u>New York</u></b>         |              |                         |              |                   |           |                |              |                   |                  |                  |                 |
| Fort Hamilton                  | Army Active  | New York City           | 51           | 826,489           | 0         | 0              | 29           | 483,261           | 178              | 178              | 459.7           |
| NG Farmingdale TS OMS 18       | Army Guard   | Farmingdale             | 3            | 216,024           | 0         | 0              | 0            | 0                 | 13               | 13               | 52.5            |
| NG Rochester CSMS C            | Army Guard   | Rochester               | 3            | 74,713            | 0         | 0              | 0            | 0                 | 10               | 10               | 22.4            |
| NG Youngstown TS               | Army Guard   | Ransomville             | 50           | 75,646            | 0         | 0              | 0            | 0                 | 860              | 860              | 27.7            |
| Seneca Army Depot Activity     | Army Active  | Romulus                 | 0            | 0                 | 0         | 0              | 0            | 0                 | 1,381            | 1,381            | 0.1             |
| Stewart Annex                  | Army Active  | Holtsville              | 4            | 68,493            | 0         | 0              | 0            | 0                 | 10               | 10               | 31.7            |
| Watervliet Arsenal             | Army Active  | Troy                    | 72           | 2,167,465         | 0         | 0              | 0            | 0                 | 143              | 143              | 577.1           |
| West Point Mil Reservation     | Army Active  | West Point              | 501          | 7,440,739         | 1         | 19,054         | 511          | 2,401,929         | 16,068           | 16,068           | 3,915.6         |
| * OTHER SITE(S) : 41           |              |                         | 1,366        | 13,446,622        | 12        | 148,661        | 1,449        | 6,916,674         | 0                | 0                | 5,758.3         |
| <b>New York Total:</b>         |              |                         | <b>2,050</b> | <b>24,316,192</b> | <b>13</b> | <b>167,715</b> | <b>1,989</b> | <b>9,801,864</b>  | <b>18,664</b>    | <b>18,664</b>    | <b>10,845.3</b> |
| <b><u>North Carolina</u></b>   |              |                         |              |                   |           |                |              |                   |                  |                  |                 |
| Camp Mackall                   | Army Active  | Hoffman                 | 62           | 284,865           | 0         | 0              | 0            | 0                 | 7,917            | 63,197           | 149.6           |
| Fort Bragg                     | Army Active  | Fort Bragg              | 2,235        | 30,589,505        | 0         | 0              | 3,398        | 13,301,433        | 153,079          | 153,081          | 12,108.9        |
| Housing/Heritage Village       | Army Active  | Raeford                 | 0            | 0                 | 0         | 0              | 0            | 0                 | 0                | 70               | 0.0             |
| Military Ocean Tml Sunny Point | Army Active  | Southport               | 101          | 261,674           | 0         | 0              | 0            | 0                 | 16,318           | 16,318           | 693.2           |
| * OTHER SITE(S) : 41           |              |                         | 114          | 890,281           | 6         | 18,138         | 0            | 0                 | 61               | 14,039           | 170.2           |
| <b>North Carolina Total:</b>   |              |                         | <b>2,512</b> | <b>32,026,324</b> | <b>6</b>  | <b>18,138</b>  | <b>3,398</b> | <b>13,301,433</b> | <b>177,375</b>   | <b>246,705</b>   | <b>13,121.9</b> |
| <b><u>North Dakota</u></b>     |              |                         |              |                   |           |                |              |                   |                  |                  |                 |
| Mickelsen Stanley R SFG MSR    | Army Reserve | Nekoma                  | 0            | 0                 | 0         | 0              | 0            | 0                 | 631              | 631              | 0.0             |
| Mickelsen Stanley R SFG RSL 1  | Army Reserve | Hampden                 | 0            | 0                 | 0         | 0              | 0            | 0                 | 315              | 315              | 0.0             |
| Mickelsen Stanley R SFG RSL 3  | Army Reserve | Nekoma                  | 0            | 0                 | 0         | 0              | 0            | 0                 | 333              | 333              | 0.0             |
| Mickelsen Stanley R SFG RSL 4  | Army Reserve | Fairdale                | 0            | 0                 | 0         | 0              | 0            | 0                 | 318              | 318              | 0.0             |
| NG Grand Forks Armory          | Army Guard   | Grand Forks             | 1            | 90,659            | 0         | 0              | 0            | 0                 | 0                | 11               | 21.5            |
| NG Minot MD                    | Army Guard   | Minot                   | 1            | 121,697           | 0         | 0              | 0            | 0                 | 0                | 22               | 33.4            |
| * OTHER SITE(S) : 6            |              |                         | 17           | 68,045            | 1         | 18,344         | 0            | 0                 | 1,044            | 1,152            | 20.6            |
| <b>North Dakota Total:</b>     |              |                         | <b>19</b>    | <b>280,401</b>    | <b>1</b>  | <b>18,344</b>  | <b>0</b>     | <b>0</b>          | <b>2,641</b>     | <b>2,782</b>     | <b>75.4</b>     |

\* US Locations that do not meet criteria of at least ten (10) Acres AND at least \$10M PRV. US Territories and Non-US Locations that do not meet criteria of at least ten (10) Acres OR at least \$10M PRV.

**DEPARTMENT OF DEFENSE - Army**  
**Base Structure Report - As of 30 Sept 2014**

| SITE   | COMPONENT    | NAME<br>NEAREST<br>CITY | BUILDINGS    |                   |           |                |            |                  | ACRES<br>OWNED | TOTAL<br>ACRES | PRV (\$M)      |
|--|--------------|-------------------------|--------------|-------------------|-----------|----------------|------------|------------------|----------------|----------------|----------------|
|  |              |                         | OWNED        |                   | LEASED    |                | OTHER      |                  |                |                |                |
|  |              |                         | COUNT        | SQFT              | COUNT     | SQFT           | COUNT      | SQFT             |                |                |                |
| <b>Northern Mariana Islands</b>                          |              |                         |              |                   |           |                |            |                  |                |                |                |
| 9th RRC - Saipan   | Army Reserve | Unknown                 | 5            | 15,706            | 0         | 0              | 2          | 280              | 0              | 0              | 18.3           |
| <b>Northern Mariana Islands Total:</b>                   |              |                         | <b>5</b>     | <b>15,706</b>     | <b>0</b>  | <b>0</b>       | <b>2</b>   | <b>280</b>       | <b>0</b>       | <b>0</b>       | <b>18.3</b>    |
| <b>Ohio</b>  |              |                         |              |                   |           |                |            |                  |                |                |                |
| Defense Supply Center Columbus                           | Army Active  | Columbus                | 67           | 3,852,639         | 0         | 0              | 0          | 0                | 489            | 489            | 853.6          |
| Mansfield MD   | Army Guard   | Mansfield               | 4            | 84,920            | 0         | 0              | 0          | 0                | 24             | 24             | 21.6           |
| NG Camp Sherman TS                                       | Army Guard   | Chillicothe             | 11           | 61,439            | 0         | 0              | 0          | 0                | 463            | 463            | 19.4           |
| NG Defense Supply Center<br>Columbus ARNG Support Center | Army Guard   | Columbus                | 4            | 218,217           | 0         | 0              | 0          | 0                | 40             | 40             | 52.1           |
| NG McConnellsville TS                                    | Army Guard   | McConnellsville         | 13           | 187,448           | 0         | 0              | 0          | 0                | 444            | 444            | 41.0           |
| NG Rickenbacker (MTA)                                    | Army Guard   | Columbus                | 29           | 334,669           | 0         | 0              | 0          | 0                | 124            | 124            | 100.8          |
| Ravenna AAP  | Army Active  | Ravenna                 | 0            | 0                 | 0         | 0              | 0          | 0                | 1,280          | 1,280          | 0.0            |
| Ravenna Training and Log Site                            | Army Guard   | Newton Falls            | 917          | 3,138,124         | 0         | 0              | 0          | 0                | 21,420         | 21,420         | 870.6          |
| US Army Joint Sys Mfg Ctr Lima                           | Army Active  | Lima                    | 44           | 1,624,117         | 0         | 0              | 0          | 0                | 369            | 369            | 355.4          |
| * OTHER SITE(S) : 29                                     |              |                         | 61           | 1,086,562         | 2         | 49,347         | 0          | 0                | 24             | 24             | 253.0          |
| <b>Ohio Total:</b>                                       |              |                         | <b>1,150</b> | <b>10,588,134</b> | <b>2</b>  | <b>49,347</b>  | <b>0</b>   | <b>0</b>         | <b>24,677</b>  | <b>24,677</b>  | <b>2,567.6</b> |
| <b>Oklahoma</b>  |              |                         |              |                   |           |                |            |                  |                |                |                |
| Camp Gruber  | Army Guard   | Braggs                  | 171          | 449,477           | 0         | 0              | 0          | 0                | 33,027         | 33,027         | 241.2          |
| Fort Sill  | Army Active  | Fort Sill               | 1,001        | 11,903,411        | 2         | 78,138         | 858        | 3,072,915        | 93,839         | 93,841         | 3,856.8        |
| McAlester AAP  | Army Active  | McAlester               | 2,205        | 9,806,326         | 0         | 0              | 0          | 0                | 44,962         | 44,968         | 2,541.7        |
| NG Regional Trng Inst                                    | Army Guard   | Oklahoma City           | 10           | 179,642           | 0         | 0              | 0          | 0                | 33             | 33             | 39.6           |
| * OTHER SITE(S) : 23                                     |              |                         | 21           | 152,621           | 18        | 98,463         | 0          | 0                | 1              | 1              | 68.0           |
| <b>Oklahoma Total:</b>                                   |              |                         | <b>3,408</b> | <b>22,491,477</b> | <b>20</b> | <b>176,601</b> | <b>858</b> | <b>3,072,915</b> | <b>171,861</b> | <b>171,869</b> | <b>6,747.4</b> |
| <b>Oregon</b>  |              |                         |              |                   |           |                |            |                  |                |                |                |
| NG Bend Cotef  | Army Guard   | Bend                    | 1            | 73,694            | 0         | 0              | 0          | 0                | 160            | 160            | 23.2           |
| NG Biak Training Center                                  | Army Guard   | Powell Butte            | 3            | 33,580            | 0         | 0              | 11         | 29,116           | 76             | 44,121         | 32.1           |
| NG Camp Adair Corvallis                                  | Army Guard   | Corvallis               | 10           | 17,438            | 0         | 0              | 0          | 0                | 527            | 527            | 16.6           |
| Umatilla Chem Depot                                      | Army Active  | Hermiston               | 1,223        | 3,518,374         | 0         | 0              | 0          | 0                | 11,449         | 19,729         | 1,192.2        |
| * OTHER SITE(S) : 7                                      |              |                         | 7            | 61,654            | 2         | 23,669         | 0          | 0                | 6              | 6              | 23.5           |
| <b>Oregon Total:</b>                                     |              |                         | <b>1,244</b> | <b>3,704,740</b>  | <b>2</b>  | <b>23,669</b>  | <b>11</b>  | <b>29,116</b>    | <b>12,218</b>  | <b>64,542</b>  | <b>1,287.6</b> |
| <b>Pennsylvania</b>                                      |              |                         |              |                   |           |                |            |                  |                |                |                |
| Carlisle Barracks  | Army Active  | Carlisle                | 97           | 1,108,348         | 0         | 0              | 64         | 306,947          | 70             | 70             | 607.5          |
| Defense Distrib Depot Susq                               | Army Active  | New Cumberland          | 136          | 7,685,141         | 0         | 0              | 0          | 0                | 848            | 848            | 1,688.6        |
| Fort Indiantown Gap                                      | Army Guard   | Annville                | 688          | 3,602,404         | 0         | 0              | 2          | 14,622           | 17,222         | 17,222         | 1,273.9        |
| Letterkenny Army Depot                                   | Army Active  | Chambersburg            | 1,330        | 5,554,354         | 16        | 1,023,459      | 1          | 3,740            | 18,660         | 18,668         | 1,778.2        |

\* US Locations that do not meet criteria of at least ten (10) Acres AND at least \$10M PRV. US Territories and Non-US Locations that do not meet criteria of at least ten (10) Acres OR at least \$10M PRV.



**DEPARTMENT OF DEFENSE - Army**  
**Base Structure Report - As of 30 Sept 2014**

| SITE                           | COMPONENT    | NAME<br>NEAREST<br>CITY     | BUILDINGS    |                   |           |                  |            |                | ACRES<br>OWNED | TOTAL<br>ACRES | PRV (\$M)      |
|--------------------------------|--------------|-----------------------------|--------------|-------------------|-----------|------------------|------------|----------------|----------------|----------------|----------------|
|                                |              |                             | OWNED        |                   | LEASED    |                  | OTHER      |                |                |                |                |
|                                |              |                             | COUNT        | SQFT              | COUNT     | SQFT             | COUNT      | SQFT           |                |                |                |
| NG Fort Mifflin                | Army Guard   | Philadelphia                | 10           | 60,685            | 0         | 0                | 0          | 0              | 14             | 14             | 13.1           |
| Scranton AAP                   | Army Active  | Scranton                    | 8            | 386,634           | 0         | 0                | 0          | 0              | 15             | 15             | 148.1          |
| Tobyhanna Army Depot           | Army Active  | Tobyhanna                   | 158          | 4,643,456         | 0         | 0                | 0          | 0              | 1,296          | 1,296          | 1,115.1        |
| * OTHER SITE(S) : 78           |              |                             | 231          | 2,321,629         | 21        | 378,806          | 0          | 0              | 155            | 155            | 759.3          |
| <b>Pennsylvania Total:</b>     |              |                             | <b>2,658</b> | <b>25,362,652</b> | <b>37</b> | <b>1,402,265</b> | <b>67</b>  | <b>325,309</b> | <b>38,280</b>  | <b>38,288</b>  | <b>7,383.8</b> |
| <b><u>Puerto Rico</u></b>      |              |                             |              |                   |           |                  |            |                |                |                |                |
| AMSA 161 (G)                   | Army Reserve | Unknown                     | 3            | 45,710            | 0         | 0                | 0          | 0              | 0              | 0              | 14.3           |
| Cpt E.Rubio Jr./Puerto Nuevo   | Army Reserve | Puerto Nuevo                | 8            | 88,729            | 0         | 0                | 0          | 0              | 0              | 0              | 22.9           |
| Fort Buchanan                  | Army Reserve | Guaynabo                    | 302          | 1,733,764         | 0         | 0                | 7          | 80,017         | 0              | 0              | 460.4          |
| LTC H.G. Pesquera/Fort Allen   | Army Reserve | Fort Buchanan               | 6            | 109,916           | 0         | 0                | 0          | 0              | 0              | 0              | 30.9           |
| MTA Camp Santiago Rq           | Army Guard   | Salinas                     | 315          | 852,701           | 0         | 0                | 1          | 800            | 11,930         | 11,930         | 319.8          |
| NG Fort Allen                  | Army Guard   | Juana Diaz                  | 111          | 444,173           | 0         | 0                | 0          | 0              | 776            | 776            | 139.8          |
| Ramey USARC/Aquadilla          | Army Reserve | Aguadilla                   | 7            | 170,196           | 0         | 0                | 0          | 0              | 5              | 5              | 15.6           |
| Roosevelt Rds Nav Sta USARC    | Army Reserve | Roosevelt Ros Naval Station | 6            | 100,052           | 0         | 0                | 0          | 0              | 0              | 0              | 24.4           |
| * OTHER SITE(S) : 12           |              |                             | 27           | 110,878           | 6         | 54,001           | 0          | 0              | 0              | 0              | 46.3           |
| <b>Puerto Rico Total:</b>      |              |                             | <b>785</b>   | <b>3,656,119</b>  | <b>6</b>  | <b>54,001</b>    | <b>8</b>   | <b>80,817</b>  | <b>12,712</b>  | <b>12,712</b>  | <b>1,074.2</b> |
| <b><u>Rhode Island</u></b>     |              |                             |              |                   |           |                  |            |                |                |                |                |
| NG Camp Fogarty TS             | Army Guard   | East Greenwich              | 37           | 289,093           | 0         | 0                | 0          | 0              | 374            | 374            | 108.2          |
| NG N Smithfield                | Army Guard   | Slatersville                | 8            | 32,209            | 0         | 0                | 0          | 0              | 24             | 24             | 11.0           |
| * OTHER SITE(S) : 10           |              |                             | 27           | 252,557           | 3         | 4,716            | 1          | 100            | 24             | 64             | 60.3           |
| <b>Rhode Island Total:</b>     |              |                             | <b>72</b>    | <b>573,859</b>    | <b>3</b>  | <b>4,716</b>     | <b>1</b>   | <b>100</b>     | <b>422</b>     | <b>462</b>     | <b>179.5</b>   |
| <b><u>South Carolina</u></b>   |              |                             |              |                   |           |                  |            |                |                |                |                |
| Fort Jackson                   | Army Active  | Columbia                    | 972          | 9,928,509         | 1         | 11,224           | 237        | 673,135        | 52,301         | 52,301         | 2,647.1        |
| NG MTA Clarks Hill Reservation | Army Guard   | Plum Branch                 | 32           | 41,006            | 0         | 0                | 0          | 0              | 871            | 871            | 16.5           |
| * OTHER SITE(S) : 15           |              |                             | 43           | 409,435           | 0         | 0                | 0          | 0              | 26             | 26             | 83.4           |
| <b>South Carolina Total:</b>   |              |                             | <b>1,047</b> | <b>10,378,951</b> | <b>1</b>  | <b>11,224</b>    | <b>237</b> | <b>673,135</b> | <b>53,198</b>  | <b>53,198</b>  | <b>2,747.1</b> |
| <b><u>South Dakota</u></b>     |              |                             |              |                   |           |                  |            |                |                |                |                |
| * OTHER SITE(S) : 8            |              |                             | 23           | 244,427           | 1         | 18,000           | 4          | 0              | 6,568          | 6,604          | 63.5           |
| <b>South Dakota Total:</b>     |              |                             | <b>23</b>    | <b>244,427</b>    | <b>1</b>  | <b>18,000</b>    | <b>4</b>   | <b>0</b>       | <b>6,568</b>   | <b>6,604</b>   | <b>63.5</b>    |
| <b><u>Tennessee</u></b>        |              |                             |              |                   |           |                  |            |                |                |                |                |
| Fort Campbell TN               | Army Active  | Clarksville                 | 685          | 7,046,639         | 0         | 0                | 867        | 2,432,678      | 69,265         | 69,301         | 2,828.5        |
| Holston AAP                    | Army Active  | Kingsport                   | 485          | 2,391,472         | 0         | 0                | 4          | 18,724         | 6,117          | 6,117          | 897.7          |

\* US Locations that do not meet criteria of at least ten (10) Acres AND at least \$10M PRV. US Territories and Non-US Locations that do not meet criteria of at least ten (10) Acres OR at least \$10M PRV.

**DEPARTMENT OF DEFENSE - Army**  
**Base Structure Report - As of 30 Sept 2014**

| SITE                         | COMPONENT    | NAME<br>NEAREST<br>CITY | BUILDINGS    |                   |            |                  |              |                   | ACRES<br>OWNED | TOTAL<br>ACRES | PRV (\$M)       |
|------------------------------|--------------|-------------------------|--------------|-------------------|------------|------------------|--------------|-------------------|----------------|----------------|-----------------|
|                              |              |                         | OWNED        |                   | LEASED     |                  | OTHER        |                   |                |                |                 |
|                              |              |                         | COUNT        | SQFT              | COUNT      | SQFT             | COUNT        | SQFT              |                |                |                 |
| Milan AAP                    | Army Active  | Milan                   | 1,436        | 3,651,806         | 0          | 0                | 11           | 24,671            | 22,357         | 22,357         | 1,184.5         |
| NG VTS Milan                 | Army Guard   | Milan                   | 65           | 233,850           | 0          | 0                | 0            | 0                 | 2,490          | 2,490          | 63.4            |
| NG VTS Smyrna                | Army Guard   | Smyrna                  | 43           | 521,720           | 0          | 0                | 12           | 89,843            | 847            | 857            | 158.2           |
| * OTHER SITE(S) : 28         |              |                         | 51           | 540,428           | 17         | 95,198           | 0            | 0                 | 121            | 121            | 119.5           |
| <b>Tennessee Total:</b>      |              |                         | <b>2,765</b> | <b>14,385,915</b> | <b>17</b>  | <b>95,198</b>    | <b>894</b>   | <b>2,565,916</b>  | <b>101,197</b> | <b>101,243</b> | <b>5,251.7</b>  |
| <b>Texas</b>                 |              |                         |              |                   |            |                  |              |                   |                |                |                 |
| Austin Memorial MD           | Army Reserve | Austin                  | 3            | 72,525            | 0          | 0                | 0            | 0                 | 11             | 11             | 15.4            |
| Camp Swift                   | Army Guard   | Bastrop                 | 101          | 242,297           | 0          | 0                | 0            | 0                 | 11,715         | 11,715         | 94.5            |
| Fort Bliss                   | Army Active  | El Paso                 | 1,256        | 20,800,192        | 300        | 556,313          | 2,871        | 8,148,772         | 122,127        | 122,127        | 7,896.5         |
| Fort Hood                    | Army Active  | Killeen                 | 2,031        | 20,964,742        | 289        | 334,159          | 3,230        | 11,901,485        | 208,932        | 214,223        | 8,979.9         |
| Fort Wolters                 | Army Guard   | Mineral Wells           | 70           | 115,812           | 0          | 0                | 0            | 0                 | 3,990          | 3,990          | 73.5            |
| Longhorn AAP                 | Army Active  | Amarillo                | 379          | 1,080,134         | 0          | 0                | 0            | 0                 | 8,493          | 8,493          | 278.2           |
| NG Camp Bowie - Musgrave     | Army Guard   | Brownwood               | 12           | 13,358            | 0          | 0                | 0            | 0                 | 3,858          | 3,858          | 11.3            |
| NG Houston - Westheimer      | Army Guard   | Houston                 | 4            | 94,915            | 0          | 0                | 0            | 0                 | 29             | 29             | 18.7            |
| NG Saginaw                   | Army Guard   | Fort Worth              | 32           | 223,444           | 0          | 0                | 0            | 0                 | 143            | 143            | 49.1            |
| NG Temple                    | Army Guard   | Temple                  | 6            | 61,876            | 0          | 0                | 0            | 0                 | 20             | 20             | 12.7            |
| Red River Army Depot         | Army Active  | Texarkana               | 992          | 7,183,161         | 23         | 430,158          | 14           | 38,055            | 15,840         | 15,846         | 1,610.9         |
| * OTHER SITE(S) : 120        |              |                         | 405          | 3,713,686         | 76         | 931,898          | 0            | 0                 | 4,481          | 4,488          | 821.2           |
| <b>Texas Total:</b>          |              |                         | <b>5,291</b> | <b>54,566,142</b> | <b>688</b> | <b>2,252,528</b> | <b>6,115</b> | <b>20,088,312</b> | <b>379,640</b> | <b>384,943</b> | <b>19,862.0</b> |
| <b>Utah</b>                  |              |                         |              |                   |            |                  |              |                   |                |                |                 |
| Deseret Chemical Depot       | Army Active  | Stockton                | 319          | 1,233,336         | 0          | 0                | 1            | 480               | 4,198          | 19,364         | 406.1           |
| Dugway Proving Ground        | Army Active  | Dugway                  | 679          | 2,192,522         | 1          | 2,880            | 5            | 82,232            | 19,830         | 798,214        | 1,267.1         |
| Green River Test Complex     | Army Active  | Las Cruces              | 31           | 52,362            | 0          | 0                | 0            | 0                 | 3,628          | 3,628          | 45.4            |
| MTA-L Camp Williams          | Army Guard   | Riverton                | 128          | 103,159           | 0          | 0                | 167          | 939,333           | 0              | 21,379         | 300.1           |
| NG Saint George/FMS          | Army Guard   | St. George              | 9            | 56,093            | 0          | 0                | 0            | 0                 | 0              | 70             | 12.3            |
| Tooele Army Depot            | Army Active  | Tooele                  | 1,046        | 2,619,143         | 20         | 664,116          | 1            | 4,617             | 19,887         | 23,914         | 1,406.0         |
| * OTHER SITE(S) : 11         |              |                         | 52           | 1,072,553         | 3          | 27,084           | 0            | 0                 | 0              | 0              | 243.3           |
| <b>Utah Total:</b>           |              |                         | <b>2,264</b> | <b>7,329,169</b>  | <b>24</b>  | <b>694,080</b>   | <b>174</b>   | <b>1,026,662</b>  | <b>47,543</b>  | <b>866,569</b> | <b>3,680.3</b>  |
| <b>Vermont</b>               |              |                         |              |                   |            |                  |              |                   |                |                |                 |
| NG Ethan Allen AFB MTA       | Army Guard   | Colchester              | 43           | 237,997           | 0          | 0                | 0            | 0                 | 667            | 667            | 58.7            |
| NG So Burlington AASF and RC | Army Guard   | South Burlington        | 3            | 149,828           | 0          | 0                | 0            | 0                 | 27             | 27             | 42.3            |
| NG TS Ethan Allen Range      | Army Guard   | Jericho                 | 115          | 332,057           | 0          | 0                | 6            | 13,863            | 10,380         | 10,380         | 143.8           |
| * OTHER SITE(S) : 7          |              |                         | 15           | 255,896           | 1          | 17,000           | 0            | 0                 | 23             | 23             | 32.9            |
| <b>Vermont Total:</b>        |              |                         | <b>176</b>   | <b>975,777</b>    | <b>1</b>   | <b>17,000</b>    | <b>6</b>     | <b>13,863</b>     | <b>11,097</b>  | <b>11,097</b>  | <b>277.8</b>    |

\* US Locations that do not meet criteria of at least ten (10) Acres AND at least \$10M PRV. US Territories and Non-US Locations that do not meet criteria of at least ten (10) Acres OR at least \$10M PRV.

**DEPARTMENT OF DEFENSE - Army**  
**Base Structure Report - As of 30 Sept 2014**

| SITE                           | COMPONENT   | NAME<br>NEAREST<br>CITY | BUILDINGS    |                   |           |               |              |                  | ACRES<br>OWNED | TOTAL<br>ACRES | PRV (\$M)       |
|--------------------------------|-------------|-------------------------|--------------|-------------------|-----------|---------------|--------------|------------------|----------------|----------------|-----------------|
|                                |             |                         | OWNED        |                   | LEASED    |               | OTHER        |                  |                |                |                 |
|                                |             |                         | COUNT        | SQFT              | COUNT     | SQFT          | COUNT        | SQFT             |                |                |                 |
| <b>Virgin Islands</b>          |             |                         |              |                   |           |               |              |                  |                |                |                 |
| NG 210th RTI Hams Bluff        | Army Guard  | Frederiksted            | 2            | 8,247             | 0         | 0             | 0            | 0                | 23             | 23             | 5.3             |
| NG Bethlehem Military Compound | Army Guard  | Christiansted           | 19           | 247,645           | 0         | 0             | 0            | 0                | 69             | 69             | 98.6            |
| NG Sprat Hall                  | Army Guard  | Frederiksted            | 3            | 32,156            | 0         | 0             | 0            | 0                | 24             | 24             | 9.9             |
| * OTHER SITE(S) : 2            |             |                         | 7            | 46,120            | 3         | 17,635        | 0            | 0                | 2              | 6              | 26.3            |
| <b>Virgin Islands Total:</b>   |             |                         | <b>31</b>    | <b>334,168</b>    | <b>3</b>  | <b>17,635</b> | <b>0</b>     | <b>0</b>         | <b>118</b>     | <b>122</b>     | <b>140.1</b>    |
| <b>Virginia</b>                |             |                         |              |                   |           |               |              |                  |                |                |                 |
| Arlington National Cemetery    | Army Active | Arlington               | 28           | 150,239           | 0         | 0             | 2            | 1,836            | 625            | 625            | 54.6            |
| Defense General Supply Center  | Army Active | Richmond                | 71           | 4,776,262         | 0         | 0             | 0            | 0                | 674            | 674            | 780.7           |
| Fort A P Hill                  | Army Active | Bowling Green           | 425          | 1,481,370         | 0         | 0             | 100          | 17,336           | 75,794         | 75,819         | 928.9           |
| Fort Belvoir                   | Army Active | Fort Belvoir            | 443          | 10,419,397        | 0         | 0             | 950          | 3,947,956        | 8,670          | 8,670          | 3,888.3         |
| Fort Lee                       | Army Active | Fort Lee                | 430          | 10,046,018        | 0         | 0             | 558          | 1,752,451        | 5,805          | 5,907          | 2,662.0         |
| Fort Monroe                    | Army Active | Hampton                 | 73           | 475,180           | 0         | 0             | 1            | 197,472          | 160,050        | 160,050        | 138.3           |
| Fort Myer                      | Army Active | Arlington               | 174          | 2,414,542         | 0         | 0             | 4            | 50,687           | 270            | 270            | 617.9           |
| Fort Pickett, ARNG MTC         | Army Guard  | Blackstone              | 498          | 2,213,581         | 0         | 0             | 0            | 0                | 41,595         | 43,065         | 1,037.0         |
| NG AASF Byrd Field             | Army Guard  | Sandston                | 26           | 106,970           | 0         | 0             | 0            | 0                | 0              | 92             | 33.0            |
| NG Army Guard Readiness Center | Army Guard  | Arlington               | 3            | 463,710           | 0         | 0             | 0            | 0                | 15             | 15             | 69.9            |
| NG Camp Pendleton SMR          | Army Guard  | Virginia Beach          | 0            | 0                 | 0         | 0             | 132          | 378,314          | 0              | 257            | 76.8            |
| NG Sandston Armory             | Army Guard  | Sandston                | 21           | 80,140            | 0         | 0             | 0            | 0                | 29             | 29             | 18.6            |
| Radford AAP                    | Army Active | Radford                 | 1,130        | 4,059,525         | 0         | 0             | 0            | 0                | 6,901          | 6,901          | 1,479.3         |
| Rivanna Station                | Army Active | Charlottesville         | 10           | 431,224           | 0         | 0             | 0            | 0                | 76             | 76             | 38.5            |
| * OTHER SITE(S) : 26           |             |                         | 51           | 5,123,110         | 10        | 38,380        | 1            | 960              | 13             | 13             | 1,073.9         |
| <b>Virginia Total:</b>         |             |                         | <b>3,383</b> | <b>42,241,266</b> | <b>10</b> | <b>38,380</b> | <b>1,748</b> | <b>6,347,012</b> | <b>300,519</b> | <b>302,464</b> | <b>12,897.6</b> |
| <b>Washington</b>              |             |                         |              |                   |           |               |              |                  |                |                |                 |
| Fort Lewis                     | Army Active | Tacoma                  | 2,120        | 24,217,615        | 1         | 14            | 3,444        | 8,987,634        | 84,969         | 90,323         | 10,742.6        |
| Grant Training Annex           | Army Active | Moses Lake              | 0            | 0                 | 1         | 0             | 0            | 0                | 0              | 35             | 37.2            |
| NG Kent                        | Army Guard  | Kent                    | 9            | 83,222            | 0         | 0             | 0            | 0                | 15             | 15             | 21.4            |
| Yakima Training Center         | Army Active | Yakima                  | 226          | 918,492           | 3         | 201           | 0            | 0                | 323,249        | 323,432        | 841.7           |
| * OTHER SITE(S) : 19           |             |                         | 50           | 717,173           | 6         | 72,532        | 4            | 68,567           | 341            | 347            | 266.9           |
| <b>Washington Total:</b>       |             |                         | <b>2,405</b> | <b>25,936,502</b> | <b>11</b> | <b>72,747</b> | <b>3,448</b> | <b>9,056,201</b> | <b>408,574</b> | <b>414,153</b> | <b>11,909.8</b> |
| <b>West Virginia</b>           |             |                         |              |                   |           |               |              |                  |                |                |                 |
| NG Camp Dawson MD              | Army Guard  | Kingwood                | 3            | 58,797            | 0         | 0             | 0            | 0                | 10             | 10             | 13.2            |
| NG Eleanor                     | Army Guard  | Red House               | 7            | 397,131           | 0         | 0             | 0            | 0                | 47             | 47             | 91.7            |
| NG Volkstone                   | Army Guard  | Kingwood                | 8            | 9,660             | 0         | 0             | 0            | 0                | 504            | 504            | 22.1            |
| * OTHER SITE(S) : 27           |             |                         | 64           | 592,213           | 0         | 0             | 0            | 0                | 20             | 20             | 173.9           |

\* US Locations that do not meet criteria of at least ten (10) Acres AND at least \$10M PRV. US Territories and Non-US Locations that do not meet criteria of at least ten (10) Acres OR at least \$10M PRV.

**DEPARTMENT OF DEFENSE - Army**  
**Base Structure Report - As of 30 Sept 2014**

| SITE             | COMPONENT            | NAME<br>NEAREST<br>CITY  | BUILDINGS |             |        |           |        |             | ACRES<br>OWNED | TOTAL<br>ACRES | PRV (\$M) |
|------------------|----------------------|--------------------------|-----------|-------------|--------|-----------|--------|-------------|----------------|----------------|-----------|
|                  |                      |                          | OWNED     |             | LEASED |           | OTHER  |             |                |                |           |
|                  |                      |                          | COUNT     | SQFT        | COUNT  | SQFT      | COUNT  | SQFT        |                |                |           |
|                  |                      | West Virginia Total:     | 82        | 1,057,801   | 0      | 0         | 0      | 0           | 580            | 580            | 300.9     |
| <b>Wisconsin</b> |                      |                          |           |             |        |           |        |             |                |                |           |
|                  | Army Active          | Baraboo                  | 28        | 126,762     | 0      | 0         | 0      | 0           | 3,581          | 3,581          | 145.7     |
|                  | Army Reserve         | Sparta                   | 1,394     | 6,545,790   | 0      | 0         | 15     | 213,423     | 0              | 40             | 2,166.0   |
|                  | * OTHER SITE(S) : 23 |                          | 68        | 734,607     | 4      | 78,780    | 5      | 3,251       | 175            | 204            | 249.8     |
|                  |                      | Wisconsin Total:         | 1,490     | 7,407,159   | 4      | 78,780    | 20     | 216,674     | 3,756          | 3,825          | 2,561.6   |
| <b>Wyoming</b>   |                      |                          |           |             |        |           |        |             |                |                |           |
|                  | * OTHER SITE(S) : 4  |                          | 0         | 0           | 1      | 30,000    | 0      | 0           | 0              | 8,864          | 7.1       |
|                  |                      | Wyoming Total:           | 0         | 0           | 1      | 30,000    | 0      | 0           | 0              | 8,864          | 7.1       |
|                  |                      | US/US Territories Total: | 74,586    | 630,433,408 | 1,360  | 9,201,845 | 40,985 | 159,805,508 | 7,218,678      | 11,070,397     | 252,104.2 |

\* US Locations that do not meet criteria of at least ten (10) Acres AND at least \$10M PRV. US Territories and Non-US Locations that do not meet criteria of at least ten (10) Acres OR at least \$10M PRV.

**DEPARTMENT OF DEFENSE - Army**  
**Base Structure Report - As of 30 Sept 2014**

| SITE                                 | COMPONENT   | NAME<br>NEAREST<br>CITY | BUILDINGS |                |           |                |            |                | ACRES<br>OWNED | TOTAL<br>ACRES | PRV (\$M)      |
|--------------------------------------|-------------|-------------------------|-----------|----------------|-----------|----------------|------------|----------------|----------------|----------------|----------------|
|                                      |             |                         | OWNED     |                | LEASED    |                | OTHER      |                |                |                |                |
|                                      |             |                         | COUNT     | SQFT           | COUNT     | SQFT           | COUNT      | SQFT           |                |                |                |
| <b>Belgium</b>                       |             |                         |           |                |           |                |            |                |                |                |                |
| Brussels                             | Army Active | Brussels                | 0         | 0              | 8         | 26,287         | 0          | 0              | 0              | 0              | 60.6           |
| Chateau Gendebien                    | Army Active | Mons                    | 1         | 1,620          | 1         | 4,453          | 4          | 21,842         | 0              | 20             | 9.0            |
| Chievres AB                          | Army Active | Chievres Ab             | 60        | 370,972        | 0         | 0              | 67         | 359,386        | 0              | 1,012          | 536.9          |
| Daumerie Caserne                     | Army Active | Chievres                | 4         | 575            | 0         | 0              | 36         | 240,506        | 0              | 26             | 125.6          |
| Mons                                 | Army Active | Mons                    | 1         | 7,112          | 9         | 199,513        | 0          | 0              | 0              | 0              | 48.3           |
| Shape Headquarters                   | Army Active | Mons                    | 8         | 105,307        | 0         | 0              | 28         | 323,046        | 0              | 0              | 177.9          |
| Sterrebeek Dependent School          | Army Active | Brussels                | 18        | 65,388         | 0         | 0              | 0          | 0              | 16             | 16             | 62.3           |
| * OTHER SITE(S) : 2                  |             |                         | 1         | 151            | 3         | 18,986         | 1          | 1,245          | 0              | 0              | 5.3            |
| <b>Belgium Total:</b>                |             |                         | <b>93</b> | <b>551,124</b> | <b>21</b> | <b>249,239</b> | <b>136</b> | <b>946,025</b> | <b>16</b>      | <b>1,074</b>   | <b>1,025.8</b> |
| <b>Bulgaria</b>                      |             |                         |           |                |           |                |            |                |                |                |                |
| Novo Selo Training Area              | Army Active | Unknown                 | 3         | 4,861          | 0         | 0              | 74         | 342,769        | 0              | 0              | 107.7          |
| <b>Bulgaria Total:</b>               |             |                         | <b>3</b>  | <b>4,861</b>   | <b>0</b>  | <b>0</b>       | <b>74</b>  | <b>342,769</b> | <b>0</b>       | <b>0</b>       | <b>107.7</b>   |
| <b>Colombia</b>                      |             |                         |           |                |           |                |            |                |                |                |                |
| * OTHER SITE(S) : 1                  |             |                         | 0         | 0              | 5         | 9,947          | 0          | 0              | 0              | 0              | 1.9            |
| <b>Colombia Total:</b>               |             |                         | <b>0</b>  | <b>0</b>       | <b>5</b>  | <b>9,947</b>   | <b>0</b>   | <b>0</b>       | <b>0</b>       | <b>0</b>       | <b>1.9</b>     |
| <b>Germany</b>                       |             |                         |           |                |           |                |            |                |                |                |                |
| Amelia Earhart Hotel                 | Army Active | Wiesbaden               | 9         | 2,180          | 0         | 0              | 1          | 216,207        | 0              | 6              | 72.6           |
| American Arms Hotel                  | Army Active | Wiesbaden               | 4         | 838            | 0         | 0              | 3          | 292,208        | 0              | 5              | 41.9           |
| Artillery Kaserne                    | Army Active | Garmisch                | 26        | 5,439          | 0         | 0              | 35         | 516,585        | 0              | 37             | 152.5          |
| Askren Manor FH                      | Army Active | Schweinfurt             | 0         | 0              | 0         | 0              | 0          | 0              | 0              | 73             | 0.0            |
| Aukamm Hsg Area                      | Army Active | Wiesbaden               | 8         | 51,124         | 0         | 0              | 111        | 1,283,489      | 0              | 93             | 331.0          |
| Bamberg                              | Army Active | Bamberg                 | 0         | 0              | 100       | 459,054        | 0          | 0              | 0              | 18             | 79.7           |
| Bamberg Airfield                     | Army Active | Bamberg                 | 0         | 0              | 0         | 0              | 0          | 0              | 0              | 220            | 0.0            |
| Bamberg Storage & Range Area         | Army Active | Bamberg                 | 29        | 15,813         | 0         | 0              | 31         | 118,981        | 0              | 171            | 52.7           |
| Barton Barracks                      | Army Active | Ansbach                 | 11        | 64,929         | 0         | 0              | 25         | 382,487        | 0              | 33             | 138.2          |
| Baumholder Airfield                  | Army Active | Baumholder              | 4         | 10,452         | 0         | 0              | 1          | 1,590          | 0              | 47             | 10.0           |
| Baumholder Family Housing            | Army Active | Baumholder              | 17        | 25,232         | 0         | 0              | 69         | 2,261,660      | 0              | 95             | 476.1          |
| Baumholder Hospital                  | Army Active | Baumholder              | 6         | 10,726         | 0         | 0              | 12         | 189,198        | 0              | 13             | 79.0           |
| Baumholder Qm Area                   | Army Active | Baumholder              | 19        | 38,031         | 0         | 0              | 28         | 359,388        | 0              | 60             | 96.4           |
| Benjamin Franklin VII Family Housing | Army Active | Mannheim                | 0         | 0              | 0         | 0              | 0          | 0              | 0              | 220            | 0.0            |
| Bleidorn Family Housing              | Army Active | Ansbach                 | 1         | 272            | 0         | 0              | 28         | 681,466        | 0              | 34             | 147.2          |
| Boeblingen Family Housing            | Army Active | Boeblingen              | 4         | 13,935         | 0         | 0              | 21         | 516,864        | 1              | 24             | 113.6          |
| Boeblingen Range                     | Army Active | Boeblingen              | 2         | 5,157          | 0         | 0              | 6          | 6,545          | 0              | 18             | 5.6            |
| Boeblingen Training Area             | Army Active | Boeblingen              | 11        | 6,055          | 0         | 0              | 34         | 32,846         | 0              | 1,419          | 43.6           |
| Breitenau Skeet Range                | Army Active | Garmisch                | 0         | 0              | 0         | 0              | 1          | 4,439          | 0              | 50             | 0.9            |

\* US Locations that do not meet criteria of at least ten (10) Acres AND at least \$10M PRV. US Territories and Non-US Locations that do not meet criteria of at least ten (10) Acres OR at least \$10M PRV.

**DEPARTMENT OF DEFENSE - Army**  
**Base Structure Report - As of 30 Sept 2014**

| SITE                            | COMPONENT   | NAME<br>NEAREST<br>CITY | BUILDINGS |           |        |           |       |           | ACRES<br>OWNED | TOTAL<br>ACRES | PRV (\$M) |
|---------------------------------|-------------|-------------------------|-----------|-----------|--------|-----------|-------|-----------|----------------|----------------|-----------|
|                                 |             |                         | OWNED     |           | LEASED |           | OTHER |           |                |                |           |
|                                 |             |                         | COUNT     | SQFT      | COUNT  | SQFT      | COUNT | SQFT      |                |                |           |
| Breitenwald Training Area       | Army Active | Landstuhl               | 6         | 6,634     | 0      | 0         | 2     | 1,045     | 0              | 127            | 3.5       |
| Campbell Barracks               | Army Active | Heidelberg              | 34        | 57,411    | 0      | 0         | 30    | 955,223   | 0              | 42             | 376.0     |
| Coleman Barracks                | Army Active | Mannheim                | 94        | 277,162   | 0      | 0         | 141   | 1,600,444 | 0              | 583            | 755.1     |
| Conn Barracks                   | Army Active | Schweinfurt             | 0         | 0         | 0      | 0         | 0     | 0         | 0              | 502            | 0.0       |
| Crestview Hsg Area              | Army Active | Wiesbaden               | 0         | 0         | 0      | 0         | 55    | 1,018,331 | 0              | 33             | 193.0     |
| Daenner Kaserne                 | Army Active | Kaiserlautern           | 24        | 31,968    | 0      | 0         | 28    | 424,638   | 0              | 31             | 135.0     |
| Dannenfels Communications Sta   | Army Active | Mannheim                | 0         | 0         | 0      | 0         | 0     | 0         | 0              | 3              | 0.0       |
| Darmstadt Training Center       | Army Active | Darmstadt               | 19        | 59,777    | 0      | 0         | 5     | 43,897    | 0              | 125            | 43.8      |
| East Camp Grafenwoehr           | Army Active | Grafenwohr              | 507       | 2,988,044 | 1      | 2,943     | 605   | 3,578,731 | 0              | 2,698          | 6,544.2   |
| Echterdingen Airfield           | Army Active | Stuttgart               | 14        | 37,162    | 0      | 0         | 15    | 131,871   | 0              | 54             | 61.6      |
| Engelsbach Transmitter Fac      | Army Active | Langen                  | 3         | 2,509     | 0      | 0         | 4     | 6,652     | 75             | 76             | 6.0       |
| Finthen Airfield                | Army Active | Mainz                   | 20        | 6,236     | 0      | 0         | 1     | 855       | 0              | 107            | 7.4       |
| Fintherlandstr Family Housing   | Army Active | Mainz                   | 2         | 120       | 0      | 0         | 18    | 190,855   | 0              | 9              | 37.4      |
| Flynn FH & Training Areas       | Army Active | Bamberg                 | 94        | 250,210   | 0      | 0         | 62    | 1,392,967 | 0              | 2,619          | 392.5     |
| Freihoelser Tng Area            | Army Active | Amberg                  | 12        | 11,460    | 0      | 0         | 0     | 0         | 0              | 339            | 13.7      |
| Funari Barracks                 | Army Active | Mannheim                | 18        | 36,694    | 0      | 0         | 16    | 308,952   | 0              | 27             | 111.8     |
| Garmisch Family Housing         | Army Active | Garmisch                | 5         | 2,448     | 0      | 0         | 20    | 345,004   | 0              | 83             | 86.1      |
| Garmisch Golf Course            | Army Active | Garmisch                | 8         | 8,141     | 0      | 0         | 1     | 3,321     | 0              | 72             | 7.5       |
| General Abrams Hotel And Disp   | Army Active | Garmisch                | 0         | 0         | 0      | 0         | 0     | 0         | 0              | 11             | 2.2       |
| Germersheim Army Depot          | Army Active | Germersheim             | 137       | 1,687,728 | 0      | 0         | 22    | 460,288   | 0              | 454            | 604.0     |
| Giessen General Depot           | Army Active | Giessen                 | 31        | 28,748    | 0      | 0         | 36    | 1,341,279 | 92             | 92             | 378.4     |
| Grafenwoehr                     | Army Active | Grafenwohr              | 0         | 0         | 1,778  | 5,109,217 | 0     | 0         | 0              | 167            | 849.8     |
| Grafenwoehr Training Area       | Army Active | Grafenwohr              | 581       | 392,426   | 0      | 0         | 12    | 11,852    | 0              | 51,676         | 728.9     |
| Gruenstadt AAFES Fac            | Army Active | Gruenstadt              | 11        | 50,071    | 0      | 0         | 14    | 306,078   | 0              | 18             | 84.3      |
| Hainerberg Housing and Shop Ctr | Army Active | Wiesbaden               | 29        | 232,492   | 0      | 0         | 76    | 1,927,048 | 0              | 165            | 517.8     |
| Hammonds Barracks               | Army Active | Seckenheim              | 0         | 0         | 0      | 0         | 0     | 0         | 0              | 17             | 0.0       |
| Hausberg Ski Area               | Army Active | Garmisch                | 2         | 8,461     | 0      | 0         | 0     | 0         | 17             | 30             | 1.3       |
| Heidelberg Army Heliport        | Army Active | Heidelberg              | 0         | 0         | 0      | 0         | 0     | 0         | 0              | 45             | 0.0       |
| Heidelberg Community Sup Ctr    | Army Active | Heidelberg              | 0         | 0         | 0      | 0         | 0     | 0         | 0              | 27             | 0.0       |
| Heidelberg Golf Course          | Army Active | Heidelberg              | 0         | 0         | 0      | 0         | 0     | 0         | 0              | 125            | 0.0       |
| Heidelberg Hospital             | Army Active | Heidelberg              | 0         | 0         | 0      | 0         | 0     | 0         | 0              | 23             | 0.0       |
| Hill 365 Radio Relay Fac        | Army Active | Kaiserlautern           | 5         | 901       | 0      | 0         | 1     | 3,948     | 0              | 17             | 3.1       |
| Hohenfels                       | Army Active | Hohenfels               | 0         | 0         | 480    | 1,196,958 | 0     | 0         | 0              | 0              | 207.6     |
| Hohenfels Training Area         | Army Active | Hohenfels               | 588       | 1,406,605 | 1      | 151       | 355   | 1,797,852 | 0              | 40,023         | 1,603.3   |
| Hoppstaedten                    | Army Active | Baumholder              | 2         | 3,085     | 0      | 0         | 4     | 24,555    | 0              | 27             | 28.2      |
| Husterhoeh Kaserne              | Army Active | Pirmasens               | 44        | 500,170   | 0      | 0         | 25    | 508,590   | 0              | 132            | 226.5     |
| Illesheim Leased                | Army Active | Illesheim               | 0         | 0         | 87     | 246,380   | 0     | 0         | 0              | 0              | 42.2      |
| Kaiserslautern                  | Army Active | Kaiserslautern          | 1         | 44,485    | 0      | 0         | 0     | 0         | 0              | 472            | 24.1      |
| Kaiserslautern Army Depot       | Army Active | Kaiserslautern          | 96        | 712,372   | 0      | 0         | 58    | 907,689   | 0              | 606            | 529.2     |
| Kaiserslautern Equip Spt Ctr    | Army Active | Kaiserslautern          | 25        | 34,333    | 0      | 0         | 19    | 179,979   | 0              | 51             | 63.6      |
| Kastel Housing Area             | Army Active | Wiesbaden               | 12        | 17,547    | 0      | 0         | 11    | 372,832   | 0              | 28             | 87.9      |

\* US Locations that do not meet criteria of at least ten (10) Acres AND at least \$10M PRV. US Territories and Non-US Locations that do not meet criteria of at least ten (10) Acres OR at least \$10M PRV.

**DEPARTMENT OF DEFENSE - Army**  
**Base Structure Report - As of 30 Sept 2014**

| SITE                                  | COMPONENT   | NAME<br>NEAREST<br>CITY | BUILDINGS |         |        |         |       |           | ACRES<br>OWNED | TOTAL<br>ACRES | PRV (\$M) |
|---------------------------------------|-------------|-------------------------|-----------|---------|--------|---------|-------|-----------|----------------|----------------|-----------|
|                                       |             |                         | OWNED     |         | LEASED |         | OTHER |           |                |                |           |
|                                       |             |                         | COUNT     | SQFT    | COUNT  | SQFT    | COUNT | SQFT      |                |                |           |
| Katterbach Kaserne                    | Army Active | Ansbach                 | 67        | 284,304 | 0      | 0       | 99    | 2,454,143 | 0              | 434            | 867.4     |
| Kefurt & Craig Village Family Housing | Army Active | Stuttgart               | 1         | 921     | 0      | 0       | 39    | 1,010,902 | 0              | 38             | 198.8     |
| Kelley Barracks                       | Army Active | Stuttgart               | 31        | 127,433 | 0      | 0       | 23    | 685,931   | 6              | 72             | 288.1     |
| Kilbourne Kaserne                     | Army Active | Heidelberg              | 0         | 0       | 0      | 0       | 0     | 0         | 0              | 13             | 0.0       |
| Kitzingen                             | Army Active | Kitzingen               | 0         | 0       | 135    | 498,676 | 0     | 0         | 0              | 0              | 83.2      |
| Kleber Kaserne                        | Army Active | Kaiserlautern           | 56        | 282,604 | 0      | 0       | 31    | 767,943   | 0              | 77             | 354.9     |
| Kornwestheim Golf Course              | Army Active | Kornwestheim            | 6         | 28,136  | 0      | 0       | 1     | 435       | 0              | 320            | 14.7      |
| Lampertheim Training Area             | Army Active | Lampertheim             | 0         | 0       | 0      | 0       | 0     | 0         | 0              | 4,192          | 0.0       |
| Landstuhl Heliport                    | Army Active | Landstuhl               | 39        | 81,714  | 0      | 0       | 0     | 0         | 0              | 113            | 53.5      |
| Landstuhl Hospital                    | Army Active | Landstuhl               | 96        | 250,053 | 0      | 0       | 72    | 1,477,751 | 0              | 165            | 868.4     |
| Ledward Barracks                      | Army Active | Schweinfurt             | 0         | 0       | 0      | 0       | 0     | 0         | 0              | 161            | 0.0       |
| Mainz                                 | Army Active | Mainz                   | 0         | 0       | 1      | 1,967   | 0     | 0         | 0              | 120            | 0.6       |
| Mainz-Kastel Station                  | Army Active | Wiesbaden               | 21        | 24,314  | 0      | 0       | 29    | 763,961   | 0              | 58             | 215.9     |
| Mark Twain Village Family Housing     | Army Active | Heidelberg              | 0         | 0       | 0      | 0       | 0     | 0         | 0              | 61             | 0.0       |
| McCully Barracks                      | Army Active | Wackernheim             | 30        | 171,253 | 0      | 0       | 32    | 347,640   | 0              | 74             | 169.8     |
| Miesau                                | Army Active | Miesau                  | 0         | 0       | 0      | 0       | 0     | 0         | 0              | 7              | 12.0      |
| Miesau Ammo Depot                     | Army Active | Miesau                  | 118       | 839,837 | 0      | 0       | 495   | 1,514,801 | 0              | 2,326          | 747.2     |
| Moehringen Family Housing             | Army Active | Stuttgart               | 1         | 80      | 0      | 0       | 34    | 402,416   | 0              | 32             | 74.7      |
| Nathan Hale Qm Area                   | Army Active | Darmstadt               | 0         | 0       | 0      | 0       | 0     | 0         | 1              | 39             | 0.0       |
| Oberammergau NATO School              | Army Active | Garmisch                | 3         | 1,827   | 0      | 0       | 4     | 43,010    | 0              | 0              | 14.5      |
| Oberdachstetten Training Area         | Army Active | Ansbach                 | 24        | 28,449  | 0      | 0       | 77    | 252,327   | 0              | 884            | 111.6     |
| Oftersheim Small Arms Range           | Army Active | Heidelberg              | 0         | 0       | 0      | 0       | 0     | 0         | 0              | 35             | 0.0       |
| Panzer Kaserne                        | Army Active | Kaiserlautern           | 5         | 1,212   | 0      | 0       | 10    | 303,670   | 0              | 19             | 110.1     |
| Panzer Kaserne                        | Army Active | Stuttgart               | 21        | 220,953 | 0      | 0       | 38    | 1,229,703 | 2              | 111            | 456.8     |
| Patch Barracks                        | Army Active | Stuttgart               | 37        | 389,182 | 0      | 0       | 38    | 1,162,909 | 1              | 110            | 532.4     |
| Patrick Henry Village Family Housing  | Army Active | Heidelberg              | 0         | 0       | 0      | 0       | 0     | 0         | 0              | 250            | 0.0       |
| Patton Barracks                       | Army Active | Heidelberg              | 12        | 33,086  | 0      | 0       | 0     | 0         | 0              | 37             | 0.0       |
| Pfeffelbach                           | Army Active | Pfeffelbach             | 1         | 78      | 0      | 0       | 2     | 16,896    | 0              | 58             | 23.8      |
| Pulaski Barracks                      | Army Active | Kaiserlautern           | 40        | 72,469  | 0      | 0       | 33    | 203,479   | 0              | 131            | 110.7     |
| Rheinblick Rec Annex                  | Army Active | Wiesbaden               | 6         | 14,002  | 0      | 0       | 2     | 14,052    | 0              | 175            | 14.5      |
| Rhine Ordnance Barracks               | Army Active | Kaiserlautern           | 129       | 452,684 | 0      | 0       | 846   | 1,908,942 | 0              | 3,037          | 839.6     |
| Robinson Barracks                     | Army Active | Stuttgart               | 4         | 86,810  | 0      | 0       | 4     | 19,180    | 1              | 24             | 30.5      |
| Robinson-Grenadier Family Housing     | Army Active | Stuttgart               | 2         | 515     | 0      | 0       | 52    | 1,396,782 | 0              | 124            | 326.9     |
| Rottershausen Ammo Stor Area          | Army Active | Schweinfurt             | 0         | 0       | 0      | 0       | 0     | 0         | 0              | 186            | 0.0       |
| Sambach AFN Fac                       | Army Active | Sembach                 | 0         | 0       | 0      | 0       | 3     | 1,999     | 0              | 10             | 1.0       |
| Schweinfurt Training Areas            | Army Active | Schweinfurt             | 0         | 0       | 0      | 0       | 0     | 0         | 0              | 10,803         | 0.0       |
| Schwetzingen Training Area            | Army Active | Schwetzingen            | 0         | 0       | 0      | 0       | 0     | 0         | 0              | 277            | 0.0       |
| Sembach Admin Annex                   | Army Active | Sembach                 | 41        | 575,447 | 0      | 0       | 79    | 1,745,251 | 0              | 279            | 637.3     |
| Sheridan Barracks                     | Army Active | Garmisch                | 4         | 301,899 | 0      | 0       | 11    | 401,133   | 0              | 29             | 180.7     |

\* US Locations that do not meet criteria of at least ten (10) Acres AND at least \$10M PRV. US Territories and Non-US Locations that do not meet criteria of at least ten (10) Acres OR at least \$10M PRV.

**DEPARTMENT OF DEFENSE - Army**  
**Base Structure Report - As of 30 Sept 2014**

| SITE                                | COMPONENT   | NAME<br>NEAREST<br>CITY | BUILDINGS    |                   |              |                  |              |                   | ACRES<br>OWNED | TOTAL<br>ACRES | PRV (\$M)       |
|-------------------------------------|-------------|-------------------------|--------------|-------------------|--------------|------------------|--------------|-------------------|----------------|----------------|-----------------|
|                                     |             |                         | OWNED        |                   | LEASED       |                  | OTHER        |                   |                |                |                 |
|                                     |             |                         | COUNT        | SQFT              | COUNT        | SQFT             | COUNT        | SQFT              |                |                |                 |
| Shipton Kaserne                     | Army Active | Ansbach                 | 90           | 519,743           | 0            | 0                | 23           | 246,582           | 0              | 388            | 215.9           |
| Smith Barracks                      | Army Active | Baumholder              | 187          | 524,224           | 0            | 0                | 194          | 3,103,750         | 0              | 0              | 1,418.4         |
| South Camp Vilseck                  | Army Active | Vilseck                 | 569          | 4,135,147         | 0            | 0                | 136          | 1,330,063         | 0              | 2,193          | 1,807.1         |
| Spinelli Barracks                   | Army Active | Mannheim                | 0            | 0                 | 0            | 0                | 1            | 13,492            | 0              | 198            | 6.3             |
| Steuben & Weicht VII Family Housing | Army Active | Stuttgart               | 2            | 782               | 0            | 0                | 54           | 558,917           | 0              | 48             | 111.5           |
| Storck Barracks                     | Army Active | Illesheim               | 53           | 175,589           | 0            | 0                | 97           | 1,874,503         | 0              | 442            | 662.7           |
| Stuttgart Dependent School          | Army Active | Stuttgart               | 1            | 301               | 0            | 0                | 4            | 167,796           | 0              | 11             | 51.3            |
| Sullivan Barracks                   | Army Active | Mannheim                | 28           | 153,650           | 0            | 0                | 51           | 931,535           | 0              | 111            | 360.2           |
| Sulzheim Training Area              | Army Active | Schweinfurt             | 0            | 0                 | 0            | 0                | 0            | 0                 | 0              | 145            | 0.0             |
| Taylor Barracks                     | Army Active | Mannheim                | 0            | 0                 | 0            | 0                | 0            | 0                 | 0              | 113            | 0.0             |
| Tompkins Barracks                   | Army Active | Schwetzingen            | 0            | 0                 | 0            | 0                | 1            | 408               | 0              | 88             | 0.1             |
| Vilseck                             | Army Active | Vilseck                 | 0            | 0                 | 141          | 679,741          | 0            | 0                 | 0              | 31             | 115.3           |
| Wackernhm-Schwabenwaeldchen TA      | Army Active | Wackernheim             | 8            | 2,321             | 0            | 0                | 6            | 2,556             | 0              | 23             | 5.6             |
| Warner Barracks                     | Army Active | Bamberg                 | 193          | 298,950           | 0            | 0                | 121          | 2,582,150         | 0              | 209            | 983.9           |
| Warner Barracks Family Housing      | Army Active | Bamberg                 | 4            | 746               | 0            | 0                | 13           | 337,013           | 0              | 13             | 70.9            |
| Weilimdorf Warehouse                | Army Active | Stuttgart               | 0            | 0                 | 0            | 0                | 2            | 61,758            | 0              | 4              | 13.1            |
| Weisskirchen AFN Trans Fac          | Army Active | Weisskirchen            | 0            | 0                 | 0            | 0                | 6            | 13,519            | 0              | 18             | 42.8            |
| Wetzel Family Housing               | Army Active | Baumholder              | 9            | 31,210            | 0            | 0                | 35           | 1,243,923         | 0              | 0              | 256.8           |
| Wetzel Kaserne                      | Army Active | Baumholder              | 20           | 102,918           | 0            | 0                | 8            | 98,333            | 0              | 0              | 81.7            |
| Wiesbaden Army Airfield             | Army Active | Wiesbaden               | 421          | 1,438,185         | 0            | 0                | 115          | 2,130,939         | 0              | 638            | 1,114.9         |
| Wiesbaden Recreation Center         | Army Active | Wiesbaden               | 4            | 6,758             | 0            | 0                | 1            | 1,342             | 0              | 26             | 5.5             |
| <b>* OTHER SITE(S) : 26</b>         |             |                         | <b>4</b>     | <b>26,219</b>     | <b>32</b>    | <b>93,044</b>    | <b>17</b>    | <b>90,693</b>     | <b>2</b>       | <b>96</b>      | <b>55.6</b>     |
| <b>Germany Total:</b>               |             |                         | <b>4,963</b> | <b>20,831,587</b> | <b>2,756</b> | <b>8,288,132</b> | <b>4,981</b> | <b>57,623,258</b> | <b>199</b>     | <b>134,050</b> | <b>31,317.4</b> |
| <b>Honduras</b>                     |             |                         |              |                   |              |                  |              |                   |                |                |                 |
| <b>* OTHER SITE(S) : 1</b>          |             |                         | <b>144</b>   | <b>267,786</b>    | <b>0</b>     | <b>0</b>         | <b>0</b>     | <b>0</b>          | <b>0</b>       | <b>0</b>       | <b>207.2</b>    |
| <b>Honduras Total:</b>              |             |                         | <b>144</b>   | <b>267,786</b>    | <b>0</b>     | <b>0</b>         | <b>0</b>     | <b>0</b>          | <b>0</b>       | <b>0</b>       | <b>207.2</b>    |
| <b>Italy</b>                        |             |                         |              |                   |              |                  |              |                   |                |                |                 |
| Camp Darby                          | Army Active | Tirrenia                | 147          | 624,575           | 0            | 0                | 1            | 25,269            | 0              | 159            | 345.3           |
| Camp Ederle                         | Army Active | Vicenza                 | 193          | 1,591,347         | 8            | 70,213           | 43           | 427,070           | 0              | 147            | 1,109.9         |
| Del Din                             | Army Active | Vicenza                 | 43           | 979,643           | 0            | 0                | 9            | 203,866           | 0              | 153            | 518.0           |
| Livorno                             | Army Active | Livorno                 | 0            | 0                 | 33           | 165,442          | 0            | 0                 | 0              | 0              | 37.5            |
| Livorno Supply and Maint Area       | Army Active | Livorno                 | 128          | 1,239,422         | 0            | 0                | 0            | 0                 | 0              | 277            | 542.3           |
| Livorno Training Area               | Army Active | Livorno                 | 5            | 5,727             | 0            | 0                | 0            | 0                 | 0              | 50             | 8.6             |
| Longare Communications Site         | Army Active | Vicenza                 | 6            | 7,741             | 0            | 0                | 27           | 72,952            | 0              | 52             | 48.9            |
| Pisa Ammo Storage Area              | Army Active | Pisa                    | 220          | 544,695           | 0            | 0                | 1            | 8,445             | 0              | 2,093          | 264.7           |
| Vicenza                             | Army Active | Vicenza                 | 1            | 1,431             | 145          | 1,319,885        | 3            | 9,902             | 0              | 5              | 304.4           |

\* US Locations that do not meet criteria of at least ten (10) Acres AND at least \$10M PRV. US Territories and Non-US Locations that do not meet criteria of at least ten (10) Acres OR at least \$10M PRV.



**DEPARTMENT OF DEFENSE - Army**  
**Base Structure Report - As of 30 Sept 2014**

| SITE                            | COMPONENT   | NAME<br>NEAREST<br>CITY | BUILDINGS  |                  |            |                  |            |                  | ACRES<br>OWNED | TOTAL<br>ACRES | PRV (\$M)      |
|---------------------------------|-------------|-------------------------|------------|------------------|------------|------------------|------------|------------------|----------------|----------------|----------------|
|                                 |             |                         | OWNED      |                  | LEASED     |                  | OTHER      |                  |                |                |                |
|                                 |             |                         | COUNT      | SQFT             | COUNT      | SQFT             | COUNT      | SQFT             |                |                |                |
| Vicenza Basic Load Storage Area | Army Active | Vicenza                 | 16         | 28,010           | 0          | 0                | 0          | 0                | 0              | 34             | 15.9           |
| Vicenza Family Housing          | Army Active | Vicenza                 | 215        | 690,372          | 0          | 0                | 1          | 2,793            | 0              | 82             | 231.9          |
| * OTHER SITE(S) : 3             |             |                         | 9          | 4,652            | 0          | 0                | 0          | 0                | 0              | 5              | 2.6            |
| <b>Italy Total:</b>             |             |                         | <b>983</b> | <b>5,717,614</b> | <b>186</b> | <b>1,555,540</b> | <b>85</b>  | <b>750,297</b>   | <b>0</b>       | <b>3,057</b>   | <b>3,430.0</b> |
| <b>Japan</b>                    |             |                         |            |                  |            |                  |            |                  |                |                |                |
| Akasaka Press Center            | Army Active | Tokyo                   | 6          | 507              | 0          | 0                | 5          | 162,032          | 0              | 7              | 44.0           |
| Akizuki Ammunition Depot        | Army Active | Akizuki                 | 16         | 4,842            | 0          | 0                | 50         | 407,615          | 0              | 138            | 176.5          |
| Camp Zama                       | Army Active | Sagamihara              | 136        | 557,041          | 0          | 0                | 230        | 2,647,074        | 0              | 578            | 1,127.0        |
| Hiro Ammunition Depot           | Army Active | Kure                    | 12         | 8,639            | 0          | 0                | 11         | 113,449          | 0              | 88             | 49.4           |
| Kachin Hanto Area               | Army Active | Kachin Hanto            | 10         | 2,589            | 0          | 0                | 6          | 9,767            | 0              | 84             | 71.9           |
| Kawakami Ammunition Depot       | Army Active | Higashi-Hiroshima       | 71         | 117,018          | 0          | 0                | 47         | 229,255          | 0              | 644            | 188.3          |
| Kure Pier 6                     | Army Active | Kure                    | 8          | 4,047            | 0          | 0                | 9          | 61,898           | 0              | 4              | 26.9           |
| Naha Port                       | Army Active | Naha                    | 54         | 330,228          | 0          | 0                | 4          | 26,831           | 0              | 139            | 211.0          |
| POL Facilities                  | Army Active | Yomitan-San             | 42         | 32,472           | 0          | 0                | 28         | 32,405           | 50             | 347            | 311.0          |
| Sagami General Depot            | Army Active | Sagamihara              | 146        | 131,710          | 0          | 0                | 124        | 3,334,806        | 0              | 528            | 911.2          |
| Sagamihara FH Area              | Army Active | Sagamihara              | 265        | 60,075           | 0          | 0                | 233        | 1,028,870        | 0              | 149            | 277.1          |
| Torii Station                   | Army Active | Yomitan-San             | 138        | 499,657          | 0          | 0                | 33         | 343,344          | 28             | 505            | 310.7          |
| Yokohama North Dock             | Army Active | Yokohama                | 19         | 12,726           | 0          | 0                | 58         | 561,360          | 0              | 121            | 362.2          |
| * OTHER SITE(S) : 2             |             |                         | 3          | 3,262            | 0          | 0                | 0          | 0                | 0              | 2              | 4.3            |
| <b>Japan Total:</b>             |             |                         | <b>926</b> | <b>1,764,813</b> | <b>0</b>   | <b>0</b>         | <b>838</b> | <b>8,958,706</b> | <b>77</b>      | <b>3,335</b>   | <b>4,071.6</b> |
| <b>Netherlands</b>              |             |                         |            |                  |            |                  |            |                  |                |                |                |
| Hendrik Mine                    | Army Active | Brunssum                | 4          | 4,222            | 0          | 0                | 8          | 628,571          | 0              | 0              | 103.7          |
| Schinnen                        | Army Active | Schinnen                | 0          | 0                | 117        | 173,564          | 0          | 0                | 0              | 0              | 30.7           |
| Schinnen Emma Mine              | Army Active | Schinnen                | 39         | 94,638           | 14         | 143,150          | 0          | 0                | 0              | 24             | 66.2           |
| * OTHER SITE(S) : 4             |             |                         | 2          | 18,791           | 8          | 13,268           | 1          | 0                | 0              | 2              | 12.3           |
| <b>Netherlands Total:</b>       |             |                         | <b>45</b>  | <b>117,651</b>   | <b>139</b> | <b>329,982</b>   | <b>9</b>   | <b>628,571</b>   | <b>0</b>       | <b>26</b>      | <b>213.0</b>   |
| <b>Romania</b>                  |             |                         |            |                  |            |                  |            |                  |                |                |                |
| Mihail Kogalniceanu Airfield    | Army Active | Unknown                 | 8          | 62,794           | 0          | 0                | 0          | 0                | 0              | 0              | 13.4           |
| Mihail Kogalniceanu Main Camp   | Army Active | Unknown                 | 9          | 8,999            | 0          | 0                | 72         | 295,276          | 0              | 0              | 74.5           |
| * OTHER SITE(S) : 1             |             |                         | 1          | 311              | 0          | 0                | 0          | 0                | 0              | 0              | 0.1            |
| <b>Romania Total:</b>           |             |                         | <b>18</b>  | <b>72,104</b>    | <b>0</b>   | <b>0</b>         | <b>72</b>  | <b>295,276</b>   | <b>0</b>       | <b>0</b>       | <b>88.0</b>    |
| <b>South Korea</b>              |             |                         |            |                  |            |                  |            |                  |                |                |                |
| Bayonet Training Area           | Army Active | Unknown                 | 0          | 0                | 0          | 0                | 0          | 0                | 0              | 248            | 0.0            |
| Camp Ames                       | Army Active | Unknown                 | 10         | 19,146           | 0          | 0                | 0          | 0                | 0              | 20             | 4.8            |

\* US Locations that do not meet criteria of at least ten (10) Acres AND at least \$10M PRV. US Territories and Non-US Locations that do not meet criteria of at least ten (10) Acres OR at least \$10M PRV.

**DEPARTMENT OF DEFENSE - Army**  
**Base Structure Report - As of 30 Sept 2014**

| SITE                         | COMPONENT   | NAME<br>NEAREST<br>CITY | BUILDINGS |           |        |           |       |           | ACRES<br>OWNED | TOTAL<br>ACRES | PRV (\$M) |
|------------------------------|-------------|-------------------------|-----------|-----------|--------|-----------|-------|-----------|----------------|----------------|-----------|
|                              |             |                         | OWNED     |           | LEASED |           | OTHER |           |                |                |           |
|                              |             |                         | COUNT     | SQFT      | COUNT  | SQFT      | COUNT | SQFT      |                |                |           |
| Camp Carroll                 | Army Active | Waegwan                 | 281       | 2,873,488 | 0      | 0         | 50    | 918,549   | 0              | 495            | 844.3     |
| Camp Casey                   | Army Active | Tong Du Chon            | 746       | 4,100,526 | 0      | 0         | 2     | 9,468     | 2              | 2,830          | 1,191.1   |
| Camp Castle                  | Army Active | Tong Du Chon            | 65        | 354,990   | 0      | 0         | 0     | 0         | 1              | 51             | 99.8      |
| Camp Eagle                   | Army Active | Wonju                   | 69        | 444,544   | 0      | 0         | 0     | 0         | 0              | 113            | 143.7     |
| Camp Henry                   | Army Active | Taegu                   | 103       | 507,585   | 149    | 237,137   | 33    | 199,752   | 1              | 59             | 212.4     |
| Camp Henry (Brooklyn Hill)   | Army Active | Yongsan                 | 10        | 3,265     | 0      | 0         | 0     | 0         | 0              | 34             | 2.4       |
| Camp Henry (Dartboard Site)  | Army Active | Unknown                 | 2         | 1,672     | 0      | 0         | 0     | 0         | 0              | 10             | 1.9       |
| Camp Henry (Pier 8)          | Army Active | Pusan                   | 4         | 7,759     | 0      | 0         | 12    | 94,897    | 0              | 11             | 50.3      |
| Camp Hovey                   | Army Active | Camp Hovey              | 231       | 1,612,955 | 0      | 0         | 1     | 25,696    | 0              | 763            | 426.7     |
| Camp Humphreys               | Army Active | Pyeongtack              | 468       | 7,495,963 | 4      | 379,472   | 3     | 5,403     | 0              | 2,236          | 1,971.7   |
| Camp Humphreys (High Point)  | Army Active | Chechon                 | 1         | 668       | 0      | 0         | 0     | 0         | 0              | 10             | 1.4       |
| Camp Humphreys (Richmond)    | Army Active | Taejon                  | 2         | 564       | 0      | 0         | 0     | 0         | 0              | 14             | 1.5       |
| Camp Jackson                 | Army Active | Uijong Bu               | 54        | 179,622   | 0      | 0         | 0     | 0         | 0              | 406            | 44.5      |
| Camp Kwangsa Ri              | Army Active | Yongju                  | 15        | 35,750    | 0      | 0         | 4     | 8,000     | 0              | 31             | 11.8      |
| Camp Long                    | Army Active | Wonju                   | 124       | 307,974   | 0      | 0         | 3     | 6,260     | 0              | 84             | 98.0      |
| Camp Market                  | Army Active | Inchon                  | 70        | 588,144   | 0      | 0         | 39    | 581,229   | 0              | 119            | 208.1     |
| Camp Red Cloud               | Army Active | Uijong Bu               | 263       | 1,415,271 | 0      | 0         | 0     | 0         | 0              | 207            | 388.1     |
| Camp Red Cloud (Bullseye 01) | Army Active | Yongchon                | 99        | 264,375   | 0      | 0         | 0     | 0         | 0              | 2,204          | 87.3      |
| Camp Red Cloud (Bullseye 02) | Army Active | Paju                    | 0         | 0         | 0      | 0         | 0     | 0         | 0              | 255            | 0.9       |
| Camp Stanley                 | Army Active | Uijong Bu               | 324       | 1,603,767 | 0      | 0         | 0     | 0         | 0              | 605            | 430.5     |
| Camp Walker                  | Army Active | Taegu                   | 224       | 1,138,467 | 0      | 0         | 0     | 0         | 1              | 195            | 306.9     |
| Camp Yongin                  | Army Active | Yongin                  | 8         | 46,063    | 0      | 0         | 3     | 9,398     | 0              | 8              | 16.1      |
| Chang San                    | Army Active | Pusan                   | 10        | 4,710     | 0      | 0         | 0     | 0         | 2              | 26             | 2.9       |
| DRMO APO                     | Army Active | Kimchon                 | 7         | 126,524   | 0      | 0         | 0     | 0         | 24             | 24             | 20.9      |
| Far East Dist Engr           | Army Active | Seoul                   | 36        | 112,541   | 0      | 0         | 14    | 76,982    | 0              | 11             | 49.6      |
| Gun Training Area            | Army Active | Unknown                 | 0         | 0         | 0      | 0         | 0     | 0         | 0              | 123            | 0.0       |
| H220 Heliport                | Army Active | Tong Du Chon            | 53        | 236,593   | 0      | 0         | 0     | 0         | 0              | 52             | 55.3      |
| K-16 AB                      | Army Active | Songnam                 | 58        | 374,958   | 1      | 140,657   | 18    | 268,804   | 0              | 205            | 214.9     |
| Kamaksan ASA                 | Army Active | Unknown                 | 9         | 6,544     | 0      | 0         | 0     | 0         | 0              | 48             | 3.2       |
| Kunsan POL Terminal Site     | Army Active | Kunsan                  | 4         | 5,828     | 0      | 0         | 0     | 0         | 0              | 17             | 18.4      |
| Madison Site                 | Army Active | Unknown                 | 14        | 8,438     | 0      | 0         | 0     | 0         | 0              | 22             | 7.3       |
| Masan Ammunition Depot       | Army Active | Masan                   | 14        | 45,489    | 0      | 0         | 0     | 0         | 0              | 464            | 13.7      |
| Niblo Barracks               | Army Active | Seoul                   | 16        | 29,204    | 0      | 0         | 2     | 6,345     | 0              | 7              | 11.2      |
| Pusan Storage Facility       | Army Active | Pusan                   | 67        | 393,020   | 0      | 0         | 7     | 14,406    | 0              | 66             | 83.1      |
| Pyongtaek Cpx Area           | Army Active | Pyong Taek              | 4         | 4,432     | 0      | 0         | 0     | 0         | 0              | 7,640          | 5.0       |
| Shinbuk Relay                | Army Active | Unknown                 | 5         | 5,024     | 0      | 0         | 0     | 0         | 0              | 13             | 8.9       |
| Sungnam Golf Course          | Army Active | Songnam                 | 3         | 1,731     | 0      | 0         | 10    | 59,378    | 0              | 230            | 22.5      |
| Tango                        | Army Active | Songnam                 | 33        | 185,423   | 0      | 0         | 11    | 78,706    | 0              | 241            | 79.0      |
| Watkins Range                | Army Active | Unknown                 | 0         | 0         | 0      | 0         | 0     | 0         | 0              | 13             | 0.0       |
| Yong Pyong                   | Army Active | Yong Pyong              | 110       | 256,791   | 0      | 0         | 0     | 0         | 0              | 3,346          | 126.7     |
| Yongsan Garrison             | Army Active | Seoul                   | 802       | 4,866,582 | 50     | 1,337,456 | 197   | 1,104,466 | 0              | 625            | 1,916.8   |

\* US Locations that do not meet criteria of at least ten (10) Acres AND at least \$10M PRV. US Territories and Non-US Locations that do not meet criteria of at least ten (10) Acres OR at least \$10M PRV.

**DEPARTMENT OF DEFENSE - Army**  
**Base Structure Report - As of 30 Sept 2014**

| SITE                 | COMPONENT | NAME<br>NEAREST<br>CITY                         | BUILDINGS     |                    |              |                   |               |                    | ACRES<br>OWNED   | TOTAL<br>ACRES    | PRV (\$M)        |
|----------------------|-----------|---|---------------|--------------------|--------------|-------------------|---------------|--------------------|------------------|-------------------|------------------|
|                      |           |   | OWNED         |                    | LEASED       |                   | OTHER         |                    |                  |                   |                  |
|                      |           |   | COUNT         | SQFT               | COUNT        | SQFT              | COUNT         | SQFT               |                  |                   |                  |
| * OTHER SITE(S) : 15 |           |   | 99            | 134,872            | 0            | 0                 | 7             | 46,076             | 6                | 49                | 52.5             |
|                      |           | <b>South Korea Total:</b>                       | <b>4,517</b>  | <b>29,801,262</b>  | <b>204</b>   | <b>2,094,722</b>  | <b>416</b>    | <b>3,513,815</b>   | <b>37</b>        | <b>24,230</b>     | <b>9,236.1</b>   |
|                      |           | <b>Overseas Total:</b>                          | <b>11,692</b> | <b>59,128,803</b>  | <b>3,311</b> | <b>12,527,562</b> | <b>6,611</b>  | <b>73,058,716</b>  | <b>330</b>       | <b>165,771</b>    | <b>49,698.8</b>  |
|                      |           | <b>Worldwide Totals By Reporting Component:</b> | <b>86,278</b> | <b>689,562,211</b> | <b>4,671</b> | <b>21,729,406</b> | <b>47,596</b> | <b>232,864,224</b> | <b>7,219,008</b> | <b>11,236,168</b> | <b>301,803.0</b> |

\* US Locations that do not meet criteria of at least ten (10) Acres AND at least \$10M PRV. US Territories and Non-US Locations that do not meet criteria of at least ten (10) Acres OR at least \$10M PRV.

**DEPARTMENT OF DEFENSE - Navy**  
**Base Structure Report - As of 30 Sept 2014**

| SITE                            | COMPONENT    | NAME<br>NEAREST<br>CITY | BUILDINGS |                |          |              |          |              | ACRES<br>OWNED | TOTAL<br>ACRES | PRV (\$M)    |
|---------------------------------|--------------|-------------------------|-----------|----------------|----------|--------------|----------|--------------|----------------|----------------|--------------|
|                                 |              |                         | OWNED     |                | LEASED   |              | OTHER    |              |                |                |              |
|                                 |              |                         | COUNT     | SQFT           | COUNT    | SQFT         | COUNT    | SQFT         |                |                |              |
| <b>Alabama</b>                  |              |                         |           |                |          |              |          |              |                |                |              |
| Barin Field                     | Navy Active  | Foley                   | 7         | 13,120         | 0        | 0            | 0        | 0            | 763            | 818            | 36.0         |
| NOLF Brewton                    | Navy Active  | Brewton                 | 0         | 0              | 1        | 216          | 2        | 1,070        | 0              | 653            | 43.5         |
| NOLF Evergreen                  | Navy Active  | Evergreen               | 0         | 0              | 2        | 2,204        | 0        | 0            | 136            | 444            | 34.4         |
| NOLF Silverhill                 | Navy Active  | Daphne                  | 2         | 1,443          | 0        | 0            | 0        | 0            | 400            | 400            | 106.7        |
| NOLF Summerdale                 | Navy Active  | Summerdale              | 2         | 1,043          | 0        | 0            | 0        | 0            | 565            | 567            | 33.0         |
| NOLF Wolf                       | Navy Active  | Summerdale              | 1         | 240            | 0        | 0            | 0        | 0            | 422            | 422            | 30.5         |
| NOSC-MCRC Bessemer              | Navy Reserve | Bessemer                | 9         | 74,409         | 0        | 0            | 0        | 0            | 16             | 16             | 16.1         |
| * OTHER SITE(S) : 4             |              |                         | 3         | 17,000         | 0        | 0            | 0        | 0            | 1              | 2              | 4.3          |
| <b>Alabama Total:</b>           |              |                         | <b>24</b> | <b>107,255</b> | <b>3</b> | <b>2,420</b> | <b>2</b> | <b>1,070</b> | <b>2,303</b>   | <b>3,321</b>   | <b>304.4</b> |
| <b>Alaska</b>                   |              |                         |           |                |          |              |          |              |                |                |              |
| Back Island                     | Navy Active  | Ketchikan               | 4         | 25,060         | 0        | 0            | 0        | 0            | 0              | 15             | 77.4         |
| NARL Barrow Camp                | Navy Active  | Barrow                  | 4         | 37,858         | 0        | 0            | 0        | 0            | 0              | 688            | 40.2         |
| <b>Alaska Total:</b>            |              |                         | <b>8</b>  | <b>62,918</b>  | <b>0</b> | <b>0</b>     | <b>0</b> | <b>0</b>     | <b>0</b>       | <b>703</b>     | <b>117.6</b> |
| <b>Arizona</b>                  |              |                         |           |                |          |              |          |              |                |                |              |
| NAVOBSSTA Flagstaff             | Navy Active  | Flagstaff               | 12        | 37,890         | 0        | 0            | 0        | 0            | 278            | 293            | 15.7         |
| * OTHER SITE(S) : 1             |              |                         | 12        | 49,220         | 0        | 0            | 0        | 0            | 9              | 9              | 13.1         |
| <b>Arizona Total:</b>           |              |                         | <b>24</b> | <b>87,110</b>  | <b>0</b> | <b>0</b>     | <b>0</b> | <b>0</b>     | <b>287</b>     | <b>302</b>     | <b>28.8</b>  |
| <b>California</b>               |              |                         |           |                |          |              |          |              |                |                |              |
| CSO Hunters Point Annex         | Navy Active  | San Francisco           | 128       | 2,940,189      | 0        | 0            | 0        | 0            | 858            | 858            | 2,661.6      |
| CSO NAS Alameda                 | Navy Active  | Alameda                 | 101       | 2,306,042      | 0        | 0            | 0        | 0            | 2,377          | 2,377          | 1,982.1      |
| CSO NS Treasure Island          | Navy Active  | San Francisco           | 117       | 1,970,540      | 1        | 30,000       | 0        | 0            | 995            | 996            | 1,140.6      |
| CSO NSY Long Beach              | Navy Active  | Long Beach              | 24        | 708,549        | 0        | 0            | 0        | 0            | 390            | 396            | 434.3        |
| CSO NSY Mare Island             | Navy Active  | Vallejo                 | 97        | 943,793        | 0        | 0            | 0        | 0            | 860            | 860            | 406.4        |
| Former NAVPHIBASE Coronado      | Navy Active  | Coronado                | 161       | 2,125,587      | 0        | 0            | 193      | 872,860      | 760            | 762            | 894.6        |
| Holtville Carrier LS            | Navy Active  | El Centro               | 0         | 0              | 0        | 0            | 0        | 0            | 0              | 110            | 24.7         |
| Laguna Peak                     | Navy Active  | Point Mugu              | 11        | 13,885         | 0        | 0            | 0        | 0            | 39             | 39             | 18.2         |
| Long Beach Fuel Complex         | Navy Active  | Long Beach              | 7         | 8,305          | 0        | 0            | 0        | 0            | 11             | 11             | 106.8        |
| NAF El Centro                   | Navy Active  | El Centro               | 195       | 1,084,156      | 0        | 0            | 58       | 145,657      | 2,682          | 2,863          | 820.0        |
| NAF El Centro Target 101        | Navy Active  | El Centro               | 1         | 7,546          | 0        | 0            | 0        | 0            | 4,005          | 20,357         | 27.4         |
| NAS Lemoore                     | Navy Active  | Lemoore Nas             | 254       | 3,581,867      | 0        | 0            | 922      | 3,124,947    | 18,355         | 29,408         | 2,832.1      |
| Naval Medical Center San Diego  | Navy Active  | San Diego               | 22        | 2,103,968      | 0        | 0            | 4        | 11,771       | 76             | 76             | 1,118.7      |
| NAVBASE Ventura City Point Mugu | Navy Active  | Point Mugu              | 530       | 4,065,031      | 0        | 0            | 391      | 684,763      | 4,484          | 4,484          | 2,203.4      |
| NAVPHIBASE Seal Side            | Navy Active  | Coronado                | 29        | 572,940        | 0        | 0            | 0        | 0            | 72             | 329            | 160.2        |
| NAVPMOSSP Mtn View              | Navy Active  | Mountain View           | 11        | 784,873        | 0        | 0            | 0        | 0            | 343            | 343            | 305.9        |
| NAVSUPPET Monterey              | Navy Active  | Monterey                | 65        | 1,391,802      | 0        | 0            | 3        | 11,148       | 136            | 137            | 541.0        |

\* US Locations that do not meet criteria of at least ten (10) Acres AND at least \$10M PRV. US Territories and Non-US Locations that do not meet criteria of at least ten (10) Acres OR at least \$10M PRV.

**DEPARTMENT OF DEFENSE - Navy**  
**Base Structure Report - As of 30 Sept 2014**

| SITE                                      | COMPONENT   | NAME<br>NEAREST<br>CITY | BUILDINGS |           |        |      |       |           | ACRES<br>OWNED | TOTAL<br>ACRES | PRV (\$M) |
|---|-------------|-------------------------|-----------|-----------|--------|------|-------|-----------|----------------|----------------|-----------|
|   |             |                         | OWNED     |           | LEASED |      | OTHER |           |                |                |           |
|   |             |                         | COUNT     | SQFT      | COUNT  | SQFT | COUNT | SQFT      |                |                |           |
| NAVSUPPDET Monterey Dixon Transmitter Fac | Navy Active | Dixon                   | 11        | 36,325    | 0      | 0    | 0     | 0         | 1,213          | 1,213          | 43.4      |
| NAVSUPPDET Monterey La Mesa Village       | Navy Active | Monterey                | 15        | 113,870   | 0      | 0    | 256   | 832,851   | 287            | 287            | 246.9     |
| NAVSUPPDET Monterey Navy School Annex     | Navy Active | Monterey                | 27        | 215,471   | 0      | 0    | 0     | 0         | 234            | 247            | 115.7     |
| NAWS China Lake                           | Navy Active | China Lake              | 1,119     | 4,621,145 | 0      | 0    | 408   | 838,534   | 81,955         | 606,926        | 3,901.5   |
| NAWS China LakeRandsburg Wash Area        | Navy Active | Trona                   | 51        | 157,047   | 0      | 0    | 2     | 1,084     | 4,541          | 503,468        | 205.3     |
| NB Coronado                               | Navy Active | San Diego               | 578       | 9,234,630 | 0      | 0    | 61    | 149,395   | 2,802          | 2,804          | 4,614.9   |
| NB Coronado Camp Michael Monsoor          | Navy Active | Pine Valley             | 17        | 35,163    | 0      | 0    | 0     | 0         | 0              | 6,634          | 21.9      |
| NB Coronado Camp Morena                   | Navy Active | Jacumba                 | 0         | 0         | 0      | 0    | 24    | 54,795    | 0              | 62             | 16.2      |
| NB Coronado Imperial Beach                | Navy Active | Imperial Beach          | 58        | 461,600   | 0      | 0    | 28    | 333,320   | 1,258          | 1,294          | 511.8     |
| NB Coronado Lofgren Terrace               | Navy Active | Chula Vista             | 0         | 0         | 0      | 0    | 53    | 375,010   | 35             | 35             | 78.8      |
| NB Coronado NF Survival Tng               | Navy Active | Warner Springs          | 42        | 52,171    | 0      | 0    | 0     | 0         | 0              | 12,544         | 15.6      |
| NB Coronado Silver Strand                 | Navy Active | Imperial Beach          | 12        | 112,190   | 0      | 0    | 2     | 10,000    | 549            | 550            | 44.7      |
| NB Point Loma                             | Navy Active | San Diego               | 120       | 1,074,537 | 0      | 0    | 16    | 35,499    | 112            | 1,218          | 571.2     |
| NB Point Loma Admiral Hartman Housing 1   | Navy Active | San Diego               | 0         | 0         | 0      | 0    | 92    | 150,991   | 46             | 46             | 53.1      |
| NB Point Loma Admiral Hartman Housing 2   | Navy Active | San Diego               | 0         | 0         | 0      | 0    | 56    | 90,881    | 54             | 54             | 18.4      |
| NB Point Loma Admiral Hartman Housing 3   | Navy Active | San Diego               | 0         | 0         | 0      | 0    | 288   | 488,696   | 54             | 54             | 98.7      |
| NB Point Loma Chesterton Hsg              | Navy Active | San Diego               | 1         | 6,863     | 0      | 0    | 434   | 808,938   | 144            | 144            | 188.1     |
| NB Point Loma Fleet ASW                   | Navy Active | San Diego               | 44        | 1,112,334 | 0      | 0    | 0     | 0         | 66             | 66             | 351.8     |
| NB Point Loma Fuel Farm                   | Navy Active | San Diego               | 38        | 79,092    | 0      | 0    | 1     | 1,625     | 14             | 206            | 322.3     |
| NB Point Loma Old Town                    | Navy Active | San Diego               | 13        | 1,465,324 | 0      | 0    | 0     | 0         | 47             | 47             | 544.2     |
| NB Point Loma SPAWARS South               | Navy Active | San Diego               | 11        | 31,865    | 0      | 0    | 0     | 0         | 38             | 38             | 14.2      |
| NB San Diego                              | Navy Active | San Diego               | 177       | 2,666,140 | 0      | 0    | 0     | 0         | 940            | 949            | 2,400.9   |
| NB San Diego Bayview Hills Housing        | Navy Active | San Diego               | 1         | 5,500     | 0      | 0    | 199   | 1,622,259 | 162            | 162            | 338.5     |
| NB San Diego Broadway Complex             | Navy Active | San Diego               | 8         | 893,004   | 0      | 0    | 0     | 0         | 20             | 22             | 225.3     |
| NB San Diego Chollas Heights Housing      | Navy Active | San Diego               | 1         | 12,800    | 0      | 0    | 91    | 556,930   | 78             | 78             | 125.0     |
| NB San Diego Dryside                      | Navy Active | San Diego               | 128       | 3,306,910 | 0      | 0    | 9     | 1,470,726 | 289            | 289            | 1,300.3   |
| NB San Diego Eucalyptus Housing           | Navy Active | San Diego               | 0         | 0         | 0      | 0    | 57    | 487,888   | 41             | 41             | 98.6      |
| NB San Diego Home Terrace Condos          | Navy Active | San Diego               | 0         | 0         | 0      | 0    | 20    | 120,542   | 10             | 10             | 24.4      |
| NB San Diego Howard Gilmore               | Navy Active | La Mesa                 | 0         | 0         | 0      | 0    | 48    | 759,257   | 38             | 38             | 136.8     |
| NB San Diego Mission Gorge                | Navy Active | San Diego               | 15        | 28,606    | 0      | 0    | 0     | 0         | 448            | 448            | 25.8      |
| NB San Diego Murphy Canyon                | Navy Active | San Diego               | 4         | 30,360    | 0      | 0    | 1,132 | 4,646,447 | 733            | 733            | 1,056.4   |
| NB San Diego National City                | Navy Active | National City           | 4         | 246,917   | 0      | 0    | 0     | 0         | 56             | 56             | 37.0      |

\* US Locations that do not meet criteria of at least ten (10) Acres AND at least \$10M PRV. US Territories and Non-US Locations that do not meet criteria of at least ten (10) Acres OR at least \$10M PRV.

**DEPARTMENT OF DEFENSE - Navy**  
**Base Structure Report - As of 30 Sept 2014**

| SITE  | COMPONENT    | NAME<br>NEAREST<br>CITY | BUILDINGS    |                   |           |                  |              |                   | ACRES<br>OWNED | TOTAL<br>ACRES   | PRV (\$M)       |
|---|--------------|-------------------------|--------------|-------------------|-----------|------------------|--------------|-------------------|----------------|------------------|-----------------|
|   |              |                         | OWNED        |                   | LEASED    |                  | OTHER        |                   |                |                  |                 |
|   |              |                         | COUNT        | SQFT              | COUNT     | SQFT             | COUNT        | SQFT              |                |                  |                 |
| NB San Diego Pomerado Terrace                 | Navy Active  | San Diego               | 0            | 0                 | 0         | 0                | 23           | 263,281           | 52             | 52               | 56.5            |
| NB San Diego Terrace View Villas              | Navy Active  | San Diego               | 0            | 0                 | 0         | 0                | 41           | 227,468           | 17             | 17               | 48.7            |
| NORCO   | Navy Active  | Norco                   | 55           | 475,160           | 0         | 0                | 0            | 0                 | 279            | 281              | 319.9           |
| Norwalk Fuel Complex                          | Navy Active  | Norwalk                 | 0            | 0                 | 0         | 0                | 0            | 0                 | 17             | 18               | 94.7            |
| NOSC Alameda                                  | Navy Reserve | Alameda                 | 5            | 96,600            | 0         | 0                | 0            | 0                 | 15             | 15               | 33.3            |
| NOSC LA                                       | Navy Reserve | Los Angeles             | 6            | 142,462           | 0         | 0                | 0            | 0                 | 11             | 11               | 43.2            |
| NOSC Sacramento                               | Navy Reserve | Sacramento              | 4            | 53,337            | 0         | 0                | 0            | 0                 | 19             | 19               | 17.4            |
| NS Long Beach                                 | Navy Active  | Long Beach              | 2            | 412               | 0         | 0                | 0            | 0                 | 776            | 776              | 61.5            |
| NWS Seal Beach                                | Navy Active  | Seal Beach              | 269          | 2,021,279         | 0         | 0                | 44           | 462,265           | 4,822          | 4,853            | 957.9           |
| NWS Seal Beach Det Concord                    | Navy Active  | Concord                 | 339          | 1,571,454         | 0         | 0                | 0            | 0                 | 5,038          | 5,038            | 712.2           |
| NWS Seal Beach Fallbrook<br>California        | Navy Active  | Fallbrook               | 264          | 986,757           | 0         | 0                | 0            | 0                 | 8,852          | 8,852            | 439.9           |
| Port Hueneme                                  | Navy Active  | Port Hueneme            | 384          | 5,487,514         | 47        | 375,248          | 196          | 725,414           | 1,675          | 1,741            | 2,259.2         |
| San Clemente                                  | Navy Active  | San Clemente            | 239          | 616,908           | 0         | 0                | 0            | 0                 | 0              | 36,206           | 575.2           |
| San Nicolas Island                            | Navy Active  | San Nicolas Island      | 133          | 416,236           | 0         | 0                | 1            | 200               | 0              | 13,370           | 516.1           |
| San Pedro Fuel Depot                          | Navy Active  | Los Angeles             | 26           | 34,175            | 0         | 0                | 0            | 0                 | 342            | 344              | 333.4           |
| Santa Cruz Island                             | Navy Active  | Goleta                  | 10           | 17,072            | 0         | 0                | 0            | 0                 | 0              | 11               | 32.7            |
| Sewage Evaporation Pon                        | Navy Active  | Lemoore Nas             | 0            | 0                 | 0         | 0                | 0            | 0                 | 430            | 430              | 21.5            |
| <b>* OTHER SITE(S) : 89</b>                   |              |                         | <b>606</b>   | <b>4,786,254</b>  | <b>8</b>  | <b>597,495</b>   | <b>236</b>   | <b>1,102,260</b>  | <b>985</b>     | <b>26,218</b>    | <b>2,143.7</b>  |
| <b>California Total:</b>                      |              |                         | <b>6,590</b> | <b>67,314,555</b> | <b>56</b> | <b>1,002,743</b> | <b>5,389</b> | <b>21,467,702</b> | <b>156,037</b> | <b>1,303,421</b> | <b>42,092.7</b> |
| <b>Connecticut</b>                            |              |                         |              |                   |           |                  |              |                   |                |                  |                 |
| NAVSUBASE New London                          | Navy Active  | Groton                  | 192          | 3,279,712         | 0         | 0                | 14           | 23,187            | 686            | 687              | 1,593.1         |
| NAVSUBASE New London<br>Conning Towers        | Navy Active  | Groton                  | 7            | 30,835            | 0         | 0                | 78           | 220,080           | 50             | 50               | 65.3            |
| NAVSUBASE New London Dolphin<br>Gardens       | Navy Active  | Groton                  | 1            | 47,779            | 0         | 0                | 0            | 0                 | 40             | 40               | 17.6            |
| NAVSUBASE New London Nautilus<br>Park 1st Inc | Navy Active  | Groton                  | 1            | 26,544            | 0         | 0                | 500          | 660,563           | 50             | 50               | 161.1           |
| NAVSUBASE New London Nautilus<br>Park 2nd Inc | Navy Active  | Groton                  | 0            | 0                 | 0         | 0                | 262          | 645,164           | 142            | 142              | 156.2           |
| NAVSUBASE New London Nautilus<br>Park 3rd Inc | Navy Active  | Groton                  | 2            | 29,611            | 0         | 0                | 1            | 5,421             | 115            | 115              | 12.4            |
| NAVSUBASE New London Polaris<br>Park          | Navy Active  | Groton                  | 2            | 10,744            | 0         | 0                | 46           | 355,751           | 52             | 52               | 83.2            |
| NAVSUBASE New London Trident<br>Park          | Navy Active  | Groton                  | 1            | 400               | 0         | 0                | 82           | 505,371           | 85             | 86               | 124.0           |
| <b>* OTHER SITE(S) : 4</b>                    |              |                         | <b>10</b>    | <b>46,951</b>     | <b>0</b>  | <b>0</b>         | <b>0</b>     | <b>0</b>          | <b>42</b>      | <b>65</b>        | <b>16.4</b>     |
| <b>Connecticut Total:</b>                     |              |                         | <b>216</b>   | <b>3,472,576</b>  | <b>0</b>  | <b>0</b>         | <b>983</b>   | <b>2,415,537</b>  | <b>1,261</b>   | <b>1,287</b>     | <b>2,229.2</b>  |

\* US Locations that do not meet criteria of at least ten (10) Acres AND at least \$10M PRV. US Territories and Non-US Locations that do not meet criteria of at least ten (10) Acres OR at least \$10M PRV.

**DEPARTMENT OF DEFENSE - Navy**  
**Base Structure Report - As of 30 Sept 2014**

| SITE                               | COMPONENT    | NAME<br>NEAREST<br>CITY | BUILDINGS  |                   |          |          |            |                | ACRES<br>OWNED | TOTAL<br>ACRES | PRV (\$M)      |
|------------------------------------|--------------|-------------------------|------------|-------------------|----------|----------|------------|----------------|----------------|----------------|----------------|
|                                    |              |                         | OWNED      |                   | LEASED   |          | OTHER      |                |                |                |                |
|                                    |              |                         | COUNT      | SQFT              | COUNT    | SQFT     | COUNT      | SQFT           |                |                |                |
| <b>District of Columbia</b>        |              |                         |            |                   |          |          |            |                |                |                |                |
| Naval Research Lab                 | Navy Active  | Washington, DC          | 96         | 3,085,465         | 0        | 0        | 0          | 0              | 131            | 133            | 1,203.0        |
| NS Anacostia                       | Navy Active  | Washington, DC          | 168        | 4,769,281         | 0        | 0        | 190        | 287,413        | 676            | 1,027          | 1,567.4        |
| NSA North Potomac                  | Navy Active  | Washington, DC          | 39         | 238,767           | 0        | 0        | 9          | 20,396         | 72             | 72             | 79.0           |
| NSA Washington                     | Navy Active  | Washington, DC          | 67         | 3,358,573         | 0        | 0        | 24         | 109,811        | 78             | 78             | 1,168.4        |
| * OTHER SITE(S) : 2                |              |                         | 0          | 0                 | 0        | 0        | 7          | 29,552         | 2              | 2              | 5.4            |
| <b>District of Columbia Total:</b> |              |                         | <b>370</b> | <b>11,452,087</b> | <b>0</b> | <b>0</b> | <b>230</b> | <b>447,172</b> | <b>959</b>     | <b>1,311</b>   | <b>4,023.2</b> |
| <b>Florida</b>                     |              |                         |            |                   |          |          |            |                |                |                |                |
| Corry Station                      | Navy Active  | Pensacola               | 126        | 2,099,933         | 0        | 0        | 107        | 555,525        | 674            | 674            | 813.8          |
| CSO NAS Cecil Field FL             | Navy Active  | Cecil Field             | 0          | 0                 | 0        | 0        | 0          | 0              | 415            | 415            | 0.0            |
| CSO NTC Orlando NTC Annex          | Navy Active  | Orlando                 | 0          | 0                 | 0        | 0        | 0          | 0              | 711            | 711            | 0.0            |
| Dania Beach (Lauderdale)           | Navy Active  | Dania                   | 11         | 30,735            | 0        | 0        | 0          | 0              | 0              | 10             | 18.3           |
| NAS Jacksonville                   | Navy Active  | Jacksonville            | 443        | 9,004,382         | 0        | 0        | 90         | 332,868        | 3,843          | 3,922          | 3,086.4        |
| NAS Key West                       | Navy Active  | Stock Island            | 132        | 891,236           | 0        | 0        | 17         | 14,627         | 4,006          | 4,787          | 604.8          |
| NAS Key West Dredgers Key-Sigsbee  | Navy Active  | Key West                | 47         | 346,989           | 0        | 0        | 240        | 1,123,282      | 352            | 352            | 293.0          |
| NAS Key West Fleming Key Magazine  | Navy Active  | Key West                | 41         | 160,384           | 0        | 0        | 4          | 122,948        | 322            | 323            | 119.1          |
| NAS Key West Peary Court           | Navy Active  | Key West                | 0          | 0                 | 0        | 0        | 0          | 0              | 54             | 54             | 0.0            |
| NAS Key West Truman Annex          | Navy Active  | Key West                | 33         | 379,626           | 0        | 0        | 40         | 121,108        | 159            | 233            | 184.7          |
| NAS Key West Trumbo Point Annex    | Navy Active  | Key West                | 25         | 368,371           | 0        | 0        | 122        | 452,765        | 129            | 137            | 276.6          |
| NAS Pensacola                      | Navy Active  | Pensacola               | 427        | 8,234,424         | 0        | 0        | 147        | 723,158        | 2,296          | 5,809          | 2,567.3        |
| NAS Whiting Field Milton           | Navy Active  | Milton                  | 135        | 1,276,080         | 0        | 0        | 1          | 156            | 3,533          | 4,774          | 708.2          |
| Naval Hospital Key West            | Navy Active  | Key West                | 4          | 70,437            | 0        | 0        | 7          | 10,823         | 15             | 15             | 32.9           |
| NOLF Choctaw                       | Navy Active  | Navarre                 | 6          | 25,860            | 0        | 0        | 0          | 0              | 1,450          | 1,450          | 95.0           |
| NOLF Holley                        | Navy Active  | Navarre                 | 1          | 1,024             | 0        | 0        | 0          | 0              | 698            | 698            | 77.0           |
| NOLF Santa Rosa                    | Navy Active  | Milton                  | 2          | 1,517             | 0        | 0        | 0          | 0              | 738            | 738            | 26.2           |
| NOLF Spencer                       | Navy Active  | Pace                    | 3          | 4,195             | 0        | 0        | 0          | 0              | 640            | 640            | 22.8           |
| NOSC Miami                         | Navy Reserve | Hialeah                 | 2          | 62,741            | 0        | 0        | 0          | 0              | 20             | 20             | 17.6           |
| NOTU Cape Canaveral                | Navy Active  | Cape Canaveral          | 81         | 526,448           | 0        | 0        | 0          | 0              | 250            | 256            | 251.0          |
| NS Mayport                         | Navy Active  | Jacksonville            | 296        | 2,577,988         | 0        | 0        | 397        | 1,392,230      | 2,973          | 3,230          | 1,506.5        |
| NS Mayport Commissary Site         | Navy Active  | Atlantic Beach          | 1          | 163,973           | 0        | 0        | 0          | 0              | 29             | 29             | 32.7           |
| NS Mayport FISC                    | Navy Active  | Jacksonville            | 31         | 41,456            | 0        | 0        | 0          | 0              | 181            | 181            | 105.9          |
| NS Mayport Ribault Bay Village     | Navy Active  | Atlantic Beach          | 6          | 43,616            | 0        | 0        | 104        | 605,782        | 129            | 129            | 104.8          |
| NSA Orlando                        | Navy Active  | Orlando                 | 10         | 306,090           | 2        | 57,108   | 1          | 71,285         | 41             | 42             | 114.7          |
| NSA Panama City                    | Navy Active  | Panama City             | 191        | 1,493,459         | 0        | 0        | 35         | 98,614         | 654            | 678            | 552.0          |
| OLF Bronson                        | Navy Active  | Pensacola               | 30         | 16,684            | 0        | 0        | 1          | 1,916          | 967            | 1,098          | 23.3           |
| OLF Whitehouse                     | Navy Active  | Jacksonville            | 7          | 11,157            | 0        | 0        | 1          | 4,590          | 1,907          | 5,186          | 43.5           |
| Pinecastle E.W. Range              | Navy Active  | Altoona                 | 12         | 6,775             | 0        | 0        | 0          | 0              | 0              | 5,900          | 10.2           |

\* US Locations that do not meet criteria of at least ten (10) Acres AND at least \$10M PRV. US Territories and Non-US Locations that do not meet criteria of at least ten (10) Acres OR at least \$10M PRV.

**DEPARTMENT OF DEFENSE - Navy**  
**Base Structure Report - As of 30 Sept 2014**

| SITE  | COMPONENT    | NAME<br>NEAREST<br>CITY | BUILDINGS    |                   |           |                |              |                  | ACRES<br>OWNED | TOTAL<br>ACRES | PRV (\$M)       |
|---|--------------|-------------------------|--------------|-------------------|-----------|----------------|--------------|------------------|----------------|----------------|-----------------|
|   |              |                         | OWNED        |                   | LEASED    |                | OTHER        |                  |                |                |                 |
|   |              |                         | COUNT        | SQFT              | COUNT     | SQFT           | COUNT        | SQFT             |                |                |                 |
| Saufley Field                                   | Navy Active  | Pensacola               | 76           | 704,438           | 0         | 0              | 1            | 384              | 882            | 895            | 316.3           |
| Whiting Pines                                   | Navy Active  | Milton                  | 4            | 10,457            | 0         | 0              | 251          | 459,983          | 0              | 98             | 72.7            |
| * OTHER SITE(S) : 46                            |              |                         | 121          | 771,501           | 27        | 464,353        | 16           | 134,602          | 4,839          | 14,728         | 424.0           |
| <b>Florida Total:</b>                           |              |                         | <b>2,304</b> | <b>29,631,975</b> | <b>29</b> | <b>521,461</b> | <b>1,582</b> | <b>6,226,646</b> | <b>32,906</b>  | <b>58,209</b>  | <b>12,501.5</b> |
| <b>Georgia</b>                                  |              |                         |              |                   |           |                |              |                  |                |                |                 |
| NAVSUBASE Kings Bay                             | Navy Active  | Kings Bay               | 449          | 5,359,859         | 0         | 0              | 199          | 1,031,788        | 12,897         | 16,556         | 2,694.4         |
| NOSC-MCRC Atlanta                               | Navy Reserve | Marietta                | 3            | 109,120           | 0         | 0              | 0            | 0                | 18             | 18             | 23.5            |
| * OTHER SITE(S) : 10                            |              |                         | 34           | 169,819           | 0         | 0              | 3            | 12,878           | 79             | 81             | 41.8            |
| <b>Georgia Total:</b>                           |              |                         | <b>486</b>   | <b>5,638,798</b>  | <b>0</b>  | <b>0</b>       | <b>202</b>   | <b>1,044,666</b> | <b>12,994</b>  | <b>16,654</b>  | <b>2,759.7</b>  |
| <b>Guam</b>                                     |              |                         |              |                   |           |                |              |                  |                |                |                 |
| Agana   | Navy Active  | Agana                   | 2            | 17,122            | 0         | 0              | 0            | 0                | 7              | 22             | 39.8            |
| Andersen Administration Annex                   | Navy Active  | Unknown                 | 19           | 180,180           | 0         | 0              | 0            | 0                | 1,922          | 1,922          | 187.5           |
| Andersen AFB                                    | Navy Active  | Andersen AFB            | 1,446        | 6,569,004         | 0         | 0              | 0            | 0                | 12,554         | 12,626         | 6,527.9         |
| Andersen AFS                                    | Navy Active  | Unknown                 | 6            | 9,138             | 0         | 0              | 0            | 0                | 6              | 6              | 33.4            |
| Andersen Annex                                  | Navy Active  | Yigo                    | 2            | 520               | 0         | 0              | 0            | 0                | 8              | 37             | 20.5            |
| Andersen Communications Annex 2                 | Navy Active  | Unknown                 | 4            | 4,459             | 0         | 0              | 0            | 0                | 0              | 0              | 12.4            |
| Andersen Petrol Product Storage Annex 1         | Navy Active  | Unknown                 | 2            | 1,652             | 0         | 0              | 0            | 0                | 19             | 19             | 2.1             |
| Andersen Petrol Product Storage Annex 2         | Navy Active  | Unknown                 | 3            | 14,269            | 0         | 0              | 0            | 0                | 24             | 24             | 112.7           |
| Dandan  | Navy Active  | Agana                   | 6            | 25,416            | 0         | 0              | 0            | 0                | 78             | 78             | 21.4            |
| Harmon Substation                               | Navy Active  | Dededo                  | 0            | 0                 | 0         | 0              | 0            | 0                | 4              | 15             | 0.0             |
| Naval Hospital                                  | Navy Active  | Agana                   | 61           | 598,211           | 0         | 0              | 0            | 0                | 120            | 139            | 565.3           |
| NAVBASE Guam                                    | Navy Active  | Agana                   | 932          | 5,641,846         | 0         | 0              | 1            | 6,900            | 7,473          | 7,705          | 5,781.6         |
| NAVBASE Guam Apra Heights                       | Navy Active  | Apra                    | 133          | 650,925           | 0         | 0              | 0            | 0                | 0              | 3              | 375.3           |
| NAVBASE Guam Barrigada                          | Navy Active  | Barrigada               | 26           | 180,365           | 0         | 0              | 0            | 0                | 1,366          | 1,417          | 192.8           |
| NAVBASE Guam Finegayan                          | Navy Active  | Finegayan               | 301          | 1,157,339         | 0         | 0              | 0            | 0                | 2,416          | 2,497          | 827.2           |
| NAVBASE Guam Finegayan, South                   | Navy Active  | Finegayan               | 0            | 0                 | 0         | 0              | 0            | 0                | 733            | 739            | 0.0             |
| NAVBASE Guam Harmon                             | Navy Active  | Dededo                  | 16           | 22,856            | 0         | 0              | 0            | 0                | 3              | 17             | 17.6            |
| NAVBASE Guam Magazine Reservoir, Naval Magazine | Navy Active  | Santa Rita              | 0            | 0                 | 0         | 0              | 0            | 0                | 10             | 12             | 0.0             |
| NAVBASE Guam Marbo                              | Navy Active  | Mangilao                | 0            | 0                 | 0         | 0              | 0            | 0                | 0              | 45             | 4.1             |
| NAVBASE Guam Naval Magazine                     | Navy Active  | Santa Rita              | 206          | 685,564           | 0         | 0              | 0            | 0                | 8,650          | 8,665          | 768.6           |
| NAVBASE Guam Talofofo                           | Navy Active  | Talofofo                | 0            | 0                 | 0         | 0              | 0            | 0                | 13             | 13             | 0.0             |
| NAVBASE Guam Tiyan                              | Navy Active  | Agana                   | 1            | 895               | 0         | 0              | 0            | 0                | 0              | 22             | 1.0             |
| NAVBASE Guam, Naval Magazine                    | Navy Active  | Santa Rita              | 0            | 0                 | 0         | 0              | 0            | 0                | 9              | 10             | 0.0             |
| Nimitz Hill                                     | Navy Active  | Nimitz Hill             | 71           | 218,762           | 0         | 0              | 0            | 0                | 113            | 282            | 182.0           |
| Santa Rosa Parcel B                             | Navy Active  | Andersen AFB            | 0            | 0                 | 0         | 0              | 0            | 0                | 12             | 12             | 0.0             |

\* US Locations that do not meet criteria of at least ten (10) Acres AND at least \$10M PRV. US Territories and Non-US Locations that do not meet criteria of at least ten (10) Acres OR at least \$10M PRV.



**DEPARTMENT OF DEFENSE - Navy**  
**Base Structure Report - As of 30 Sept 2014**

| SITE                       | COMPONENT   | NAME<br>NEAREST<br>CITY | BUILDINGS    |                   |          |               |              |                  | ACRES<br>OWNED | TOTAL<br>ACRES | PRV (\$M)       |
|----------------------------|-------------|-------------------------|--------------|-------------------|----------|---------------|--------------|------------------|----------------|----------------|-----------------|
|                            |             |                         | OWNED        |                   | LEASED   |               | OTHER        |                  |                |                |                 |
|                            |             |                         | COUNT        | SQFT              | COUNT    | SQFT          | COUNT        | SQFT             |                |                |                 |
| Sasa Valley                | Navy Active | Piti                    | 53           | 25,162            | 0        | 0             | 0            | 0                | 422            | 422            | 871.9           |
| Tanguisson Point           | Navy Active | Dededo                  | 1            | 29,205            | 0        | 0             | 0            | 0                | 27             | 59             | 169.6           |
| Tenjo Vista                | Navy Active | Piti                    | 9            | 2,901             | 0        | 0             | 0            | 0                | 230            | 235            | 83.2            |
| WAR DOG CEMETERY           | Navy Active | Andersen Ab             | 0            | 0                 | 0        | 0             | 0            | 0                | 31             | 31             | 0.0             |
| * OTHER SITE(S) : 7        |             |                         | 0            | 0                 | 0        | 0             | 0            | 0                | 1              | 2              | 0.0             |
| <b>Guam Total:</b>         |             |                         | <b>3,300</b> | <b>16,035,792</b> | <b>0</b> | <b>0</b>      | <b>1</b>     | <b>6,900</b>     | <b>36,253</b>  | <b>37,075</b>  | <b>16,797.8</b> |
| <b>Hawaii</b>              |             |                         |              |                   |          |               |              |                  |                |                |                 |
| Aiea                       | Navy Active | Aiea                    | 24           | 38,734            | 0        | 0             | 160          | 447,225          | 78             | 91             | 310.9           |
| CSO Barbers Point          | Navy Active | Barbers Point           | 0            | 0                 | 0        | 0             | 0            | 0                | 678            | 678            | 109.2           |
| Ewa                        | Navy Active | Ewa Beach               | 221          | 852,415           | 0        | 0             | 0            | 0                | 2,308          | 2,323          | 777.2           |
| Hickam Petrol Strg Ann     | Navy Active | Hickam AFB              | 6            | 7,247             | 0        | 0             | 0            | 0                | 1              | 96             | 373.7           |
| Honolulu                   | Navy Active | Pearl Harbor            | 175          | 1,698,971         | 1        | 55,000        | 1,291        | 5,022,285        | 573            | 576            | 2,903.8         |
| Kalaeloa                   | Navy Active | Barbers Point           | 165          | 1,010,412         | 1        | 12,122        | 0            | 0                | 163            | 164            | 604.3           |
| Kamokala Ridge             | Navy Active | Kekaha                  | 13           | 23,582            | 0        | 0             | 0            | 0                | 0              | 89             | 20.3            |
| Makaha Ridge               | Navy Active | Kokee                   | 17           | 28,473            | 0        | 0             | 0            | 0                | 0              | 243            | 40.3            |
| Manana Housing/Pw Area     | Navy Active | Pearl City              | 1            | 775               | 0        | 0             | 49           | 125,391          | 23             | 23             | 51.4            |
| NS Pearl Harbor            | Navy Active | Pearl Harbor            | 973          | 13,640,974        | 0        | 0             | 288          | 955,993          | 6,764          | 6,819          | 14,040.8        |
| PACMISRANFAC Hawaiian Area | Navy Active | Kekaha                  | 210          | 510,668           | 0        | 0             | 41           | 79,920           | 8              | 4,565          | 686.7           |
| Pearl City                 | Navy Active | Pearl City              | 26           | 270,042           | 0        | 0             | 252          | 978,603          | 575            | 633            | 668.1           |
| Wahiawa                    | Navy Active | Wahiawa                 | 114          | 753,577           | 0        | 0             | 121          | 555,765          | 689            | 712            | 705.2           |
| Waianae                    | Navy Active | Luualalei               | 429          | 1,100,133         | 0        | 0             | 1            | 378              | 4,338          | 9,228          | 805.2           |
| Waikele                    | Navy Active | Waipahu                 | 0            | 0                 | 0        | 0             | 0            | 0                | 485            | 488            | 0.0             |
| Waipahu                    | Navy Active | Waipahu                 | 23           | 41,491            | 0        | 0             | 0            | 0                | 1,434          | 1,456          | 119.8           |
| * OTHER SITE(S) : 39       |             |                         | 22           | 61,822            | 1        | 11,521        | 10           | 18,424           | 130            | 1,334          | 2,323.9         |
| <b>Hawaii Total:</b>       |             |                         | <b>2,419</b> | <b>20,039,315</b> | <b>3</b> | <b>78,643</b> | <b>2,213</b> | <b>8,183,984</b> | <b>18,247</b>  | <b>29,518</b>  | <b>24,540.8</b> |
| <b>Idaho</b>               |             |                         |              |                   |          |               |              |                  |                |                |                 |
| Bayview Idaho              | Navy Active | Bayview                 | 12           | 76,288            | 0        | 0             | 0            | 0                | 22             | 22             | 43.6            |
| * OTHER SITE(S) : 4        |             |                         | 8            | 50,598            | 0        | 0             | 0            | 0                | 8              | 12             | 15.3            |
| <b>Idaho Total:</b>        |             |                         | <b>20</b>    | <b>126,886</b>    | <b>0</b> | <b>0</b>      | <b>0</b>     | <b>0</b>         | <b>30</b>      | <b>34</b>      | <b>58.9</b>     |
| <b>Illinois</b>            |             |                         |              |                   |          |               |              |                  |                |                |                 |
| Fort Sheridan              | Navy Active | Highland Park           | 2            | 1,938             | 0        | 0             | 87           | 426,429          | 119            | 130            | 114.5           |
| GL Camp JPJ                | Navy Active | Great Lakes             | 9            | 1,302,086         | 0        | 0             | 0            | 0                | 0              | 52             | 389.8           |
| GL Forrestal Village       | Navy Active | Great Lakes             | 51           | 921,086           | 1        | 38,000        | 624          | 1,726,222        | 482            | 482            | 664.6           |
| Glenview                   | Navy Active | Glenview                | 1            | 13,876            | 0        | 0             | 118          | 697,184          | 26             | 32             | 159.0           |
| NS Great Lakes             | Navy Active | Great Lakes             | 193          | 5,902,375         | 0        | 0             | 29           | 148,190          | 1,143          | 1,147          | 2,542.0         |

\* US Locations that do not meet criteria of at least ten (10) Acres AND at least \$10M PRV. US Territories and Non-US Locations that do not meet criteria of at least ten (10) Acres OR at least \$10M PRV.

**DEPARTMENT OF DEFENSE - Navy**  
**Base Structure Report - As of 30 Sept 2014**

| SITE                                | COMPONENT   | NAME<br>NEAREST<br>CITY | BUILDINGS    |                   |          |                | ACRES<br>OWNED | TOTAL<br>ACRES   | PRV (\$M)     |               |                |
|-------------------------------------|-------------|-------------------------|--------------|-------------------|----------|----------------|----------------|------------------|---------------|---------------|----------------|
|                                     |             |                         | OWNED        |                   | LEASED   |                |                |                  |               | OTHER         |                |
|                                     |             |                         | COUNT        | SQFT              | COUNT    | SQFT           |                |                  |               | COUNT         | SQFT           |
| * OTHER SITE(S) : 9                 |             |                         | 82           | 2,872,674         | 1        | 864            | 448            | 928,066          | 11            | 21            | 1,242.0        |
|                                     |             | <b>Illinois Total:</b>  | <b>338</b>   | <b>11,014,035</b> | <b>2</b> | <b>38,864</b>  | <b>1,306</b>   | <b>3,926,091</b> | <b>1,780</b>  | <b>1,865</b>  | <b>5,111.9</b> |
| <b>Indiana</b>                      |             |                         |              |                   |          |                |                |                  |               |               |                |
| NSA Crane                           | Navy Active | Crane                   | 2,399        | 11,248,270        | 0        | 0              | 41             | 74,866           | 62,433        | 62,435        | 4,101.2        |
| * OTHER SITE(S) : 3                 |             |                         | 3            | 7,283             | 5        | 50,869         | 0              | 0                | 461           | 829           | 15.9           |
|                                     |             | <b>Indiana Total:</b>   | <b>2,402</b> | <b>11,255,553</b> | <b>5</b> | <b>50,869</b>  | <b>41</b>      | <b>74,866</b>    | <b>62,894</b> | <b>63,264</b> | <b>4,117.1</b> |
| <b>Iowa</b>                         |             |                         |              |                   |          |                |                |                  |               |               |                |
| * OTHER SITE(S) : 1                 |             |                         | 1            | 47,249            | 0        | 0              | 0              | 0                | 4             | 4             | 12.5           |
|                                     |             | <b>Iowa Total:</b>      | <b>1</b>     | <b>47,249</b>     | <b>0</b> | <b>0</b>       | <b>0</b>       | <b>0</b>         | <b>4</b>      | <b>4</b>      | <b>12.5</b>    |
| <b>Kansas</b>                       |             |                         |              |                   |          |                |                |                  |               |               |                |
| * OTHER SITE(S) : 1                 |             |                         | 3            | 39,812            | 0        | 0              | 0              | 0                | 8             | 8             | 9.5            |
|                                     |             | <b>Kansas Total:</b>    | <b>3</b>     | <b>39,812</b>     | <b>0</b> | <b>0</b>       | <b>0</b>       | <b>0</b>         | <b>8</b>      | <b>8</b>      | <b>9.5</b>     |
| <b>Kentucky</b>                     |             |                         |              |                   |          |                |                |                  |               |               |                |
| * OTHER SITE(S) : 1                 |             |                         | 5            | 35,972            | 0        | 0              | 0              | 0                | 5             | 5             | 8.2            |
|                                     |             | <b>Kentucky Total:</b>  | <b>5</b>     | <b>35,972</b>     | <b>0</b> | <b>0</b>       | <b>0</b>       | <b>0</b>         | <b>5</b>      | <b>5</b>      | <b>8.2</b>     |
| <b>Louisiana</b>                    |             |                         |              |                   |          |                |                |                  |               |               |                |
| NAS JRB New Orleans                 | Navy Active | Belle Chasse            | 218          | 2,193,215         | 0        | 0              | 627            | 1,730,029        | 5,009         | 5,210         | 1,069.2        |
| West Bank                           | Navy Active | New Orleans             | 0            | 0                 | 0        | 0              | 62             | 309,288          | 25            | 31            | 56.6           |
| * OTHER SITE(S) : 7                 |             |                         | 19           | 103,005           | 2        | 215,668        | 2              | 12,350           | 15            | 23            | 88.5           |
|                                     |             | <b>Louisiana Total:</b> | <b>237</b>   | <b>2,296,220</b>  | <b>2</b> | <b>215,668</b> | <b>691</b>     | <b>2,051,667</b> | <b>5,049</b>  | <b>5,264</b>  | <b>1,214.3</b> |
| <b>Maine</b>                        |             |                         |              |                   |          |                |                |                  |               |               |                |
| NAS Brunswick                       | Navy Active | Brunswick               | 47           | 365,147           | 0        | 0              | 0              | 0                | 3,242         | 3,264         | 216.4          |
| NAS Portsmouth NCTS Cutler VLF Area | Navy Active | Cutler                  | 44           | 132,539           | 0        | 0              | 0              | 0                | 2,805         | 2,805         | 107.6          |
| NAS Portsmouth Redington Township   | Navy Active | Rangeley                | 74           | 54,228            | 0        | 0              | 0              | 0                | 12,468        | 12,468        | 17.4           |
| NSY Portsmouth                      | Navy Active | Kittery                 | 250          | 4,199,227         | 0        | 0              | 35             | 98,767           | 309           | 309           | 1,644.0        |
| * OTHER SITE(S) : 6                 |             |                         | 46           | 59,735            | 0        | 0              | 0              | 0                | 287           | 292           | 22.3           |
|                                     |             | <b>Maine Total:</b>     | <b>461</b>   | <b>4,810,876</b>  | <b>0</b> | <b>0</b>       | <b>35</b>      | <b>98,767</b>    | <b>19,111</b> | <b>19,138</b> | <b>2,007.7</b> |

\* US Locations that do not meet criteria of at least ten (10) Acres AND at least \$10M PRV. US Territories and Non-US Locations that do not meet criteria of at least ten (10) Acres OR at least \$10M PRV.

**DEPARTMENT OF DEFENSE - Navy**  
**Base Structure Report - As of 30 Sept 2014**

| SITE                                       | COMPONENT    | NAME<br>NEAREST<br>CITY | BUILDINGS    |                   |          |               |            |                  | ACRES<br>OWNED | TOTAL<br>ACRES | PRV (\$M)       |
|--|--------------|-------------------------|--------------|-------------------|----------|---------------|------------|------------------|----------------|----------------|-----------------|
|  |              |                         | OWNED        |                   | LEASED   |               | OTHER      |                  |                |                |                 |
|  |              |                         | COUNT        | SQFT              | COUNT    | SQFT          | COUNT      | SQFT             |                |                |                 |
| <b>Maryland</b>                            |              |                         |              |                   |          |               |            |                  |                |                |                 |
| Blossom Point MD                           | Navy Active  | La Plata                | 22           | 74,839            | 0        | 0             | 0          | 0                | 265            | 265            | 25.2            |
| Glenn Forest                               | Navy Active  | Lexington Park          | 0            | 0                 | 0        | 0             | 58         | 438,608          | 139            | 139            | 79.4            |
| NAS Patuxent River                         | Navy Active  | Patuxent River          | 513          | 6,783,356         | 0        | 0             | 63         | 300,403          | 6,398          | 6,398          | 2,934.1         |
| National Naval Medical Center<br>Bethesda  | Navy Active  | Bethesda                | 84           | 4,849,151         | 0        | 0             | 5          | 22,983           | 242            | 243            | 2,106.8         |
| Naval Academy North Severn                 | Navy Active  | Annapolis               | 75           | 682,463           | 0        | 0             | 43         | 237,262          | 806            | 806            | 296.0           |
| NMIC Suitland                              | Navy Active  | Suitland                | 8            | 822,021           | 0        | 0             | 0          | 0                | 42             | 42             | 231.0           |
| NSA Annapolis                              | Navy Active  | Annapolis               | 57           | 4,107,090         | 0        | 0             | 47         | 233,704          | 286            | 286            | 1,445.9         |
| NSA Annapolis Chesapeake Bay<br>Detach     | Navy Active  | Solomons                | 49           | 177,103           | 0        | 0             | 0          | 0                | 168            | 168            | 97.3            |
| NSA Annapolis Gambrills                    | Navy Active  | Annapolis               | 56           | 106,614           | 0        | 0             | 0          | 0                | 856            | 856            | 34.2            |
| NSA South Potomac Stump Neck<br>Area       | Navy Active  | Indian Head             | 88           | 398,444           | 0        | 0             | 0          | 0                | 1,087          | 1,087          | 145.2           |
| NSWC Carderock                             | Navy Active  | Bethesda                | 80           | 1,906,532         | 0        | 0             | 0          | 0                | 186            | 186            | 823.0           |
| NSWC Indian Head                           | Navy Active  | Indian Head             | 919          | 2,620,698         | 0        | 0             | 45         | 84,202           | 1,959          | 1,959          | 1,194.5         |
| Solomons Island                            | Navy Active  | Solomons                | 103          | 278,815           | 0        | 0             | 1          | 5,340            | 295            | 295            | 73.7            |
| Upper Yard Annapolis                       | Navy Active  | Annapolis               | 45           | 560,582           | 0        | 0             | 57         | 417,258          | 69             | 69             | 356.9           |
| Webster Field                              | Navy Active  | Saint Inigoes           | 71           | 593,167           | 0        | 0             | 1          | 190              | 968            | 968            | 316.5           |
| * OTHER SITE(S) : 26                       |              |                         | 38           | 91,456            | 7        | 85,638        | 1          | 97               | 310            | 962            | 60.8            |
| <b>Maryland Total:</b>                     |              |                         | <b>2,208</b> | <b>24,052,331</b> | <b>7</b> | <b>85,638</b> | <b>321</b> | <b>1,740,047</b> | <b>14,078</b>  | <b>14,730</b>  | <b>10,220.7</b> |
| <b>Massachusetts</b>                       |              |                         |              |                   |          |               |            |                  |                |                |                 |
| CSO NAS South Weymouth                     | Navy Active  | Weymouth                | 27           | 301,176           | 0        | 0             | 0          | 0                | 955            | 955            | 336.4           |
| CSO NAS South Weymouth<br>Squantum Housing | Navy Active  | Weymouth                | 38           | 107,962           | 0        | 0             | 0          | 0                | 28             | 28             | 22.0            |
| NAVPRO Pittsfield                          | Navy Active  | Pittsfield              | 7            | 827,949           | 0        | 0             | 0          | 0                | 30             | 30             | 211.4           |
| NWIRP Bedford                              | Navy Active  | Bedford                 | 9            | 276,796           | 0        | 0             | 0          | 0                | 46             | 79             | 107.7           |
| * OTHER SITE(S) : 7                        |              |                         | 10           | 112,659           | 0        | 0             | 12         | 152,950          | 90             | 91             | 94.2            |
| <b>Massachusetts Total:</b>                |              |                         | <b>91</b>    | <b>1,626,542</b>  | <b>0</b> | <b>0</b>      | <b>12</b>  | <b>152,950</b>   | <b>1,150</b>   | <b>1,184</b>   | <b>771.6</b>    |
| <b>Michigan</b>                            |              |                         |              |                   |          |               |            |                  |                |                |                 |
| * OTHER SITE(S) : 2                        |              |                         | 4            | 48,128            | 2        | 59,855        | 0          | 0                | 3              | 11             | 29.6            |
| <b>Michigan Total:</b>                     |              |                         | <b>4</b>     | <b>48,128</b>     | <b>2</b> | <b>59,855</b> | <b>0</b>   | <b>0</b>         | <b>3</b>       | <b>11</b>      | <b>29.6</b>     |
| <b>Minnesota</b>                           |              |                         |              |                   |          |               |            |                  |                |                |                 |
| NOSC Minneapolis                           | Navy Reserve | Minneapolis             | 1            | 97,226            | 1        | 1,100         | 0          | 0                | 12             | 12             | 29.5            |
| NOSC Saint Paul                            | Navy Reserve | Minneapolis             | 4            | 69,174            | 0        | 0             | 0          | 0                | 10             | 10             | 19.5            |
| <b>Minnesota Total:</b>                    |              |                         | <b>5</b>     | <b>166,400</b>    | <b>1</b> | <b>1,100</b>  | <b>0</b>   | <b>0</b>         | <b>22</b>      | <b>22</b>      | <b>49.0</b>     |

\* US Locations that do not meet criteria of at least ten (10) Acres AND at least \$10M PRV. US Territories and Non-US Locations that do not meet criteria of at least ten (10) Acres OR at least \$10M PRV.

**DEPARTMENT OF DEFENSE - Navy**  
**Base Structure Report - As of 30 Sept 2014**

| SITE                          | COMPONENT    | NAME<br>NEAREST<br>CITY | BUILDINGS  |                  |          |               |            |                  | ACRES<br>OWNED | TOTAL<br>ACRES | PRV (\$M)      |
|-------------------------------|--------------|-------------------------|------------|------------------|----------|---------------|------------|------------------|----------------|----------------|----------------|
|                               |              |                         | OWNED      |                  | LEASED   |               | OTHER      |                  |                |                |                |
|                               |              |                         | COUNT      | SQFT             | COUNT    | SQFT          | COUNT      | SQFT             |                |                |                |
| <b>Mississippi</b>            |              |                         |            |                  |          |               |            |                  |                |                |                |
| Camp Keller (De Soto)         | Navy Active  | Biloxi                  | 7          | 19,125           | 0        | 0             | 0          | 0                | 0              | 2,483          | 20.1           |
| CBC Gulfport                  | Navy Active  | Gulfport                | 180        | 4,542,512        | 0        | 0             | 256        | 837,544          | 1,094          | 1,098          | 1,123.6        |
| CBC Gulfport Lakeside Housing | Navy Active  | Pascagoula              | 8          | 193,960          | 0        | 0             | 0          | 0                | 33             | 33             | 38.7           |
| NAS Meridian                  | Navy Active  | Meridian                | 148        | 1,640,755        | 0        | 0             | 178        | 341,198          | 8,061          | 8,065          | 731.7          |
| OLF Bravo                     | Navy Active  | Preston                 | 7          | 13,363           | 0        | 0             | 0          | 0                | 1,255          | 1,463          | 49.6           |
| * OTHER SITE(S) : 11          |              |                         | 11         | 106,884          | 5        | 8,276         | 90         | 1,187,813        | 3,808          | 6,073          | 346.8          |
| <b>Mississippi Total:</b>     |              |                         | <b>361</b> | <b>6,516,599</b> | <b>5</b> | <b>8,276</b>  | <b>524</b> | <b>2,366,555</b> | <b>14,250</b>  | <b>19,215</b>  | <b>2,310.4</b> |
| <b>Missouri</b>               |              |                         |            |                  |          |               |            |                  |                |                |                |
| NOSC Kansas City              | Navy Reserve | Kansas City             | 0          | 0                | 2        | 51,948        | 0          | 0                | 0              | 10             | 13.6           |
| * OTHER SITE(S) : 3           |              |                         | 16         | 107,464          | 0        | 0             | 0          | 0                | 24             | 24             | 27.7           |
| <b>Missouri Total:</b>        |              |                         | <b>16</b>  | <b>107,464</b>   | <b>2</b> | <b>51,948</b> | <b>0</b>   | <b>0</b>         | <b>24</b>      | <b>34</b>      | <b>41.3</b>    |
| <b>Montana</b>                |              |                         |            |                  |          |               |            |                  |                |                |                |
| * OTHER SITE(S) : 2           |              |                         | 1          | 17,000           | 0        | 0             | 1          | 16,180           | 0              | 0              | 8.3            |
| <b>Montana Total:</b>         |              |                         | <b>1</b>   | <b>17,000</b>    | <b>0</b> | <b>0</b>      | <b>1</b>   | <b>16,180</b>    | <b>0</b>       | <b>0</b>       | <b>8.3</b>     |
| <b>Nevada</b>                 |              |                         |            |                  |          |               |            |                  |                |                |                |
| NAS Fallon                    | Navy Active  | Fallon                  | 309        | 2,143,558        | 1        | 100           | 162        | 272,279          | 4,429          | 12,894         | 1,145.9        |
| NAS Fallon EW Range Fac       | Navy Active  | Fallon                  | 9          | 40,950           | 0        | 0             | 0          | 0                | 0              | 1,831          | 61.5           |
| NAS Fallon Target B-16        | Navy Active  | Fallon                  | 1          | 480              | 0        | 0             | 0          | 0                | 0              | 27,300         | 26.2           |
| NAS Fallon Target B-17        | Navy Active  | Fallon                  | 3          | 4,544            | 0        | 0             | 0          | 0                | 0              | 52,940         | 33.4           |
| NAS Fallon Target B-19        | Navy Active  | Fallon                  | 6          | 4,080            | 0        | 0             | 0          | 0                | 0              | 29,276         | 30.6           |
| NAS Fallon Target B-20        | Navy Active  | Fallon                  | 3          | 554              | 0        | 0             | 0          | 0                | 19,429         | 41,180         | 27.0           |
| * OTHER SITE(S) : 17          |              |                         | 16         | 68,495           | 1        | 300           | 0          | 0                | 10,697         | 79,213         | 36.0           |
| <b>Nevada Total:</b>          |              |                         | <b>347</b> | <b>2,262,661</b> | <b>2</b> | <b>400</b>    | <b>162</b> | <b>272,279</b>   | <b>34,555</b>  | <b>244,634</b> | <b>1,360.6</b> |
| <b>New Jersey</b>             |              |                         |            |                  |          |               |            |                  |                |                |                |
| NWS Earle                     | Navy Active  | Colts Neck              | 349        | 1,604,366        | 0        | 0             | 87         | 355,759          | 11,146         | 11,146         | 925.2          |
| Waterfront Earle              | Navy Active  | Colts Neck              | 36         | 301,190          | 0        | 0             | 1          | 4,000            | 705            | 705            | 533.3          |
| * OTHER SITE(S) : 5           |              |                         | 5          | 77,274           | 0        | 0             | 0          | 0                | 0              | 10             | 41.7           |
| <b>New Jersey Total:</b>      |              |                         | <b>390</b> | <b>1,982,830</b> | <b>0</b> | <b>0</b>      | <b>88</b>  | <b>359,759</b>   | <b>11,851</b>  | <b>11,861</b>  | <b>1,500.1</b> |
| <b>New Mexico</b>             |              |                         |            |                  |          |               |            |                  |                |                |                |
| White Sands                   | Navy Active  | White Sands Msl Rge     | 43         | 222,993          | 0        | 0             | 0          | 0                | 85             | 85             | 69.4           |
| <b>New Mexico Total:</b>      |              |                         | <b>43</b>  | <b>222,993</b>   | <b>0</b> | <b>0</b>      | <b>0</b>   | <b>0</b>         | <b>85</b>      | <b>85</b>      | <b>69.4</b>    |

\* US Locations that do not meet criteria of at least ten (10) Acres AND at least \$10M PRV. US Territories and Non-US Locations that do not meet criteria of at least ten (10) Acres OR at least \$10M PRV.

**DEPARTMENT OF DEFENSE - Navy**  
**Base Structure Report - As of 30 Sept 2014**

| SITE                                   | COMPONENT    | NAME<br>NEAREST<br>CITY | BUILDINGS |                |          |               |            |                  | ACRES<br>OWNED | TOTAL<br>ACRES | PRV (\$M)    |
|--|--------------|-------------------------|-----------|----------------|----------|---------------|------------|------------------|----------------|----------------|--------------|
|  |              |                         | OWNED     |                | LEASED   |               | OTHER      |                  |                |                |              |
|  |              |                         | COUNT     | SQFT           | COUNT    | SQFT          | COUNT      | SQFT             |                |                |              |
| <b><u>New York</u></b>                 |              |                         |           |                |          |               |            |                  |                |                |              |
| Housing Ballston                       | Navy Active  | Saratoga Springs        | 0         | 0              | 0        | 0             | 60         | 156,565          | 31             | 31             | 28.2         |
| Naval Support Unit Saratoga Springs    | Navy Active  | Saratoga Springs        | 9         | 57,689         | 0        | 0             | 23         | 147,341          | 39             | 61             | 48.4         |
| NAVSUBASE New London Mitchel Field     | Navy Active  | Hempstead               | 4         | 70,229         | 0        | 0             | 93         | 365,213          | 45             | 45             | 89.2         |
| NAVSUBASE New London Mitchel Manor 1   | Navy Active  | Hempstead               | 0         | 0              | 0        | 0             | 15         | 221,845          | 30             | 30             | 43.5         |
| NAVSUBASE New London Mitchel Manor 2   | Navy Active  | East Meadow             | 0         | 0              | 0        | 0             | 9          | 143,094          | 37             | 37             | 45.1         |
| NOSC Rochester                         | Navy Reserve | Rochester               | 2         | 53,138         | 1        | 1,095         | 0          | 0                | 10             | 10             | 16.6         |
| NUWC Fishers Island                    | Navy Active  | Fishers Island          | 8         | 17,754         | 0        | 0             | 0          | 0                | 72             | 72             | 13.9         |
| * OTHER SITE(S) : 11                   |              |                         | 26        | 485,664        | 2        | 18,805        | 0          | 0                | 528            | 533            | 134.9        |
| <b>New York Total:</b>                 |              |                         | <b>49</b> | <b>684,474</b> | <b>3</b> | <b>19,900</b> | <b>200</b> | <b>1,034,058</b> | <b>791</b>     | <b>818</b>     | <b>419.8</b> |
| <b><u>North Carolina</u></b>           |              |                         |           |                |          |               |            |                  |                |                |              |
| Harvey Point NC                        | Navy Active  | Hertford                | 21        | 40,593         | 0        | 0             | 0          | 0                | 1,675          | 1,791          | 44.7         |
| NOSC Greensboro NC                     | Navy Reserve | Greensboro              | 5         | 70,122         | 0        | 0             | 0          | 0                | 10             | 10             | 16.8         |
| * OTHER SITE(S) : 10                   |              |                         | 8         | 108,391        | 1        | 850           | 0          | 0                | 49             | 143            | 26.0         |
| <b>North Carolina Total:</b>           |              |                         | <b>34</b> | <b>219,106</b> | <b>1</b> | <b>850</b>    | <b>0</b>   | <b>0</b>         | <b>1,735</b>   | <b>1,944</b>   | <b>87.5</b>  |
| <b><u>North Dakota</u></b>             |              |                         |           |                |          |               |            |                  |                |                |              |
| * OTHER SITE(S) : 2                    |              |                         | 1         | 187            | 4        | 11,918        | 0          | 0                | 2              | 836            | 8.0          |
| <b>North Dakota Total:</b>             |              |                         | <b>1</b>  | <b>187</b>     | <b>4</b> | <b>11,918</b> | <b>0</b>   | <b>0</b>         | <b>2</b>       | <b>836</b>     | <b>8.0</b>   |
| <b><u>Northern Mariana Islands</u></b> |              |                         |           |                |          |               |            |                  |                |                |              |
| AMERICAN MEMORIAL PARK                 | Navy Active  | Saipan, Mariana Isl     | 0         | 0              | 0        | 0             | 0          | 0                | 0              | 133            | 0.0          |
| Farrallon De Medinilla                 | Navy Active  | Saipan, Mariana Isl     | 0         | 0              | 0        | 0             | 0          | 0                | 0              | 206            | 0.0          |
| NAVBASE Guam Tinian                    | Navy Active  | Tinian, Mariana Isl     | 0         | 0              | 0        | 0             | 0          | 0                | 0              | 15,347         | 0.2          |
| <b>Northern Mariana Islands Total:</b> |              |                         | <b>0</b>  | <b>0</b>       | <b>0</b> | <b>0</b>      | <b>0</b>   | <b>0</b>         | <b>0</b>       | <b>15,686</b>  | <b>0.2</b>   |
| <b><u>Ohio</u></b>                     |              |                         |           |                |          |               |            |                  |                |                |              |
| Bratenahl                              | Navy Active  | Cleveland               | 11        | 77,147         | 0        | 0             | 0          | 0                | 27             | 31             | 23.9         |
| NOSC Columbus                          | Navy Reserve | Columbus                | 8         | 136,503        | 0        | 0             | 0          | 0                | 24             | 42             | 33.7         |
| NOSC Toledo                            | Navy Reserve | Toledo                  | 3         | 53,341         | 0        | 0             | 0          | 0                | 14             | 14             | 16.2         |
| * OTHER SITE(S) : 3                    |              |                         | 4         | 85,792         | 8        | 49,440        | 0          | 0                | 9              | 16             | 34.4         |
| <b>Ohio Total:</b>                     |              |                         | <b>26</b> | <b>352,783</b> | <b>8</b> | <b>49,440</b> | <b>0</b>   | <b>0</b>         | <b>75</b>      | <b>103</b>     | <b>108.3</b> |
| <b><u>Oklahoma</u></b>                 |              |                         |           |                |          |               |            |                  |                |                |              |

\* US Locations that do not meet criteria of at least ten (10) Acres AND at least \$10M PRV. US Territories and Non-US Locations that do not meet criteria of at least ten (10) Acres OR at least \$10M PRV.

**DEPARTMENT OF DEFENSE - Navy**  
**Base Structure Report - As of 30 Sept 2014**

| SITE   | COMPONENT    | NAME<br>NEAREST<br>CITY    | BUILDINGS    |                   |          |              |          |               | ACRES<br>OWNED | TOTAL<br>ACRES | PRV (\$M)      |
|--|--------------|----------------------------|--------------|-------------------|----------|--------------|----------|---------------|----------------|----------------|----------------|
|  |              |                            | OWNED        |                   | LEASED   |              | OTHER    |               |                |                |                |
|  |              |                            | COUNT        | SQFT              | COUNT    | SQFT         | COUNT    | SQFT          |                |                |                |
| * OTHER SITE(S) : 1                              |              |                            | 0            | 0                 | 1        | 3,714        | 0        | 0             | 0              | 0              | 0.9            |
|  |              | <b>Oklahoma Total:</b>     | <b>0</b>     | <b>0</b>          | <b>1</b> | <b>3,714</b> | <b>0</b> | <b>0</b>      | <b>0</b>       | <b>0</b>       | <b>0.9</b>     |
| <b>Oregon</b>                                    |              |                            |              |                   |          |              |          |               |                |                |                |
| Naval Weapons Systems Training Facility Boardman | Navy Active  | Boardman                   | 4            | 8,248             | 0        | 0            | 0        | 0             | 19,223         | 62,871         | 27.4           |
| NOSC Portland                                    | Navy Active  | Portland                   | 8            | 74,018            | 0        | 0            | 0        | 0             | 14             | 14             | 27.0           |
| * OTHER SITE(S) : 2                              |              |                            | 3            | 11,342            | 0        | 0            | 1        | 9,470         | 0              | 39             | 7.4            |
|  |              | <b>Oregon Total:</b>       | <b>15</b>    | <b>93,608</b>     | <b>0</b> | <b>0</b>     | <b>1</b> | <b>9,470</b>  | <b>19,237</b>  | <b>62,924</b>  | <b>61.8</b>    |
| <b>Pennsylvania</b>                              |              |                            |              |                   |          |              |          |               |                |                |                |
| NAS JRB Willow Grove                             | Navy Active  | Willow Grove               | 94           | 983,812           | 0        | 0            | 0        | 0             | 790            | 873            | 460.1          |
| NOSC Mc Lehigh Valley                            | Navy Reserve | Bethlehem                  | 7            | 65,212            | 0        | 0            | 0        | 0             | 19             | 19             | 18.2           |
| NOSC Pittsburgh                                  | Navy Reserve | Pittsburgh                 | 4            | 66,135            | 0        | 0            | 0        | 0             | 13             | 13             | 19.7           |
| NSA Mechanicsburg                                | Navy Active  | Mechanicsburg              | 107          | 8,620,113         | 2        | 1,400        | 1        | 38,911        | 818            | 819            | 1,688.7        |
| NSA Mechanicsburg Det Philadelphia               | Navy Active  | Philadelphia               | 28           | 2,227,461         | 0        | 0            | 0        | 0             | 134            | 134            | 765.8          |
| NSA Mechanicsburg Det Philadelphia Annex PNBC    | Navy Active  | Philadelphia               | 48           | 2,278,636         | 0        | 0            | 0        | 0             | 262            | 262            | 1,209.1        |
| * OTHER SITE(S) : 7                              |              |                            | 57           | 580,885           | 0        | 0            | 0        | 0             | 20             | 21             | 174.3          |
|  |              | <b>Pennsylvania Total:</b> | <b>345</b>   | <b>14,822,254</b> | <b>2</b> | <b>1,400</b> | <b>1</b> | <b>38,911</b> | <b>2,056</b>   | <b>2,141</b>   | <b>4,335.9</b> |
| <b>Puerto Rico</b>                               |              |                            |              |                   |          |              |          |               |                |                |                |
| Cabeza De Perro                                  | Navy Active  | Ceiba                      | 0            | 0                 | 0        | 0            | 0        | 0             | 29             | 29             | 0.0            |
| Fort Allen                                       | Navy Active  | Juana Diaz                 | 2            | 8,067             | 0        | 0            | 0        | 0             | 0              | 117            | 2.8            |
| Low Frequency Transmitter Site Aguada            | Navy Active  | Aguada                     | 3            | 13,027            | 0        | 0            | 0        | 0             | 388            | 388            | 10.0           |
| Mount Pirata                                     | Navy Active  | Vieques                    | 1            | 330               | 0        | 0            | 0        | 0             | 59             | 59             | 1.9            |
| Naval Activity Puerto Rico                       | Navy Active  | Roosevelt                  | 1,246        | 4,939,765         | 0        | 0            | 1        | 52,255        | 8,193          | 8,239          | 1,970.8        |
| NSGA Sabana Seca                                 | Navy Active  | Sabana Seca                | 169          | 456,796           | 0        | 0            | 0        | 0             | 2,778          | 2,927          | 221.0          |
| Pico Del Este - AFWTF                            | Navy Active  | Naguabo                    | 9            | 20,063            | 0        | 0            | 0        | 0             | 0              | 51             | 14.9           |
| Pineros Island                                   | Navy Active  | Ceiba                      | 0            | 0                 | 0        | 0            | 0        | 0             | 325            | 325            | 0.0            |
| Vieques West                                     | Navy Active  | Vieques                    | 0            | 0                 | 0        | 0            | 0        | 0             | 62             | 62             | 0.0            |
| Vieques West                                     | Navy Active  | Vieques                    | 2            | 8,031             | 0        | 0            | 0        | 0             | 373            | 386            | 3.6            |
| * OTHER SITE(S) : 1                              |              |                            | 6            | 23,123            | 0        | 0            | 0        | 0             | 0              | 0              | 6.5            |
|  |              | <b>Puerto Rico Total:</b>  | <b>1,438</b> | <b>5,469,202</b>  | <b>0</b> | <b>0</b>     | <b>1</b> | <b>52,255</b> | <b>12,209</b>  | <b>12,585</b>  | <b>2,231.6</b> |
| <b>Rhode Island</b>                              |              |                            |              |                   |          |              |          |               |                |                |                |
| CSO Davisville CBC                               | Navy Active  | Davisville                 | 2            | 13,117            | 0        | 0            | 0        | 0             | 163            | 163            | 1.6            |

\* US Locations that do not meet criteria of at least ten (10) Acres AND at least \$10M PRV. US Territories and Non-US Locations that do not meet criteria of at least ten (10) Acres OR at least \$10M PRV.

**DEPARTMENT OF DEFENSE - Navy**  
**Base Structure Report - As of 30 Sept 2014**

| SITE                         | COMPONENT    | NAME<br>NEAREST<br>CITY | BUILDINGS  |                   |           |                |            |                  | ACRES<br>OWNED | TOTAL<br>ACRES | PRV (\$M)      |
|------------------------------|--------------|-------------------------|------------|-------------------|-----------|----------------|------------|------------------|----------------|----------------|----------------|
|                              |              |                         | OWNED      |                   | LEASED    |                | OTHER      |                  |                |                |                |
|                              |              |                         | COUNT      | SQFT              | COUNT     | SQFT           | COUNT      | SQFT             |                |                |                |
| Fort Adams                   | Navy Active  | Newport                 | 20         | 97,544            | 0         | 0              | 0          | 0                | 24             | 24             | 27.9           |
| Gould Island                 | Navy Active  | Jamestown               | 1          | 28,155            | 0         | 0              | 0          | 0                | 13             | 13             | 35.8           |
| NS Newport                   | Navy Active  | Newport                 | 280        | 5,740,968         | 0         | 0              | 2          | 177              | 1,327          | 1,329          | 2,761.1        |
| NS Newport Melville          | Navy Active  | Portsmouth              | 35         | 84,144            | 0         | 0              | 0          | 0                | 18             | 18             | 114.0          |
| <b>* OTHER SITE(S) : 6</b>   |              |                         | 541        | 2,213,148         | 0         | 0              | 0          | 0                | 0              | 0              | 564.9          |
| <b>Rhode Island Total:</b>   |              |                         | <b>879</b> | <b>8,177,076</b>  | <b>0</b>  | <b>0</b>       | <b>2</b>   | <b>177</b>       | <b>1,545</b>   | <b>1,547</b>   | <b>3,505.2</b> |
| <b>South Carolina</b>        |              |                         |            |                   |           |                |            |                  |                |                |                |
| NAVHOSP Beaufort             | Navy Active  | Beaufort                | 21         | 432,412           | 0         | 0              | 33         | 90,213           | 126            | 127            | 235.9          |
| <b>* OTHER SITE(S) : 3</b>   |              |                         | 23         | 153,990           | 0         | 0              | 2          | 29,989           | 6              | 10             | 33.4           |
| <b>South Carolina Total:</b> |              |                         | <b>44</b>  | <b>586,402</b>    | <b>0</b>  | <b>0</b>       | <b>35</b>  | <b>120,202</b>   | <b>132</b>     | <b>137</b>     | <b>269.4</b>   |
| <b>Tennessee</b>             |              |                         |            |                   |           |                |            |                  |                |                |                |
| Northside Mid-South          | Navy Active  | Millington              | 2          | 18,731            | 3         | 710            | 1          | 64               | 340            | 340            | 18.5           |
| NOSC Knoxville               | Navy Reserve | Knoxville               | 1          | 46,476            | 0         | 0              | 0          | 0                | 11             | 11             | 10.6           |
| NSA Midsouth Memphis         | Navy Active  | Millington              | 145        | 2,557,807         | 23        | 37,230         | 367        | 761,168          | 1,119          | 1,478          | 805.8          |
| NSWC Carderock Div           | Navy Active  | Memphis                 | 4          | 486,354           | 0         | 0              | 0          | 0                | 61             | 140            | 159.4          |
| <b>* OTHER SITE(S) : 4</b>   |              |                         | 2          | 531               | 3         | 46,567         | 0          | 0                | 21             | 30             | 13.5           |
| <b>Tennessee Total:</b>      |              |                         | <b>154</b> | <b>3,109,899</b>  | <b>29</b> | <b>84,507</b>  | <b>368</b> | <b>761,232</b>   | <b>1,551</b>   | <b>1,998</b>   | <b>1,007.7</b> |
| <b>Texas</b>                 |              |                         |            |                   |           |                |            |                  |                |                |                |
| ALF Cabaniss                 | Navy Active  | Corpus Christi          | 3          | 5,520             | 0         | 0              | 0          | 0                | 931            | 953            | 59.8           |
| ALF Orange                   | Navy Active  | Orange Grove            | 18         | 18,364            | 0         | 0              | 0          | 0                | 1,590          | 1,596          | 112.1          |
| ALF Waldron                  | Navy Active  | Corpus Christi          | 2          | 4,000             | 0         | 0              | 2          | 592              | 901            | 903            | 78.9           |
| Dixie Target Range           | Navy Active  | Seven Sisters           | 8          | 19,296            | 0         | 0              | 0          | 0                | 6,761          | 7,825          | 55.4           |
| Nalf Goliad                  | Navy Active  | Berclair                | 4          | 12,762            | 0         | 0              | 0          | 0                | 1,136          | 1,136          | 94.4           |
| NAS Corpus Christi           | Navy Active  | Corpus Christi          | 294        | 5,390,361         | 1         | 450            | 160        | 633,597          | 2,625          | 2,630          | 1,790.1        |
| NAS JRB Fort Worth           | Navy Active  | Fort Worth              | 278        | 3,066,700         | 0         | 0              | 86         | 419,926          | 2,081          | 2,342          | 1,086.1        |
| NAS Kingsville               | Navy Active  | Kingsville              | 147        | 1,097,531         | 0         | 0              | 1          | 143              | 3,299          | 3,987          | 559.3          |
| NOSC Harlingen               | Navy Reserve | Harlingen               | 3          | 63,683            | 0         | 0              | 0          | 0                | 0              | 15             | 14.1           |
| NOSC San Antonio             | Navy Reserve | San Antonio             | 9          | 774,539           | 0         | 0              | 0          | 0                | 14             | 14             | 139.7          |
| NOSC-MCRC El Paso            | Navy Reserve | El Paso                 | 4          | 41,424            | 0         | 0              | 0          | 0                | 0              | 14             | 10.4           |
| <b>* OTHER SITE(S) : 23</b>  |              |                         | 28         | 122,315           | 7         | 275,053        | 8          | 107,822          | 216            | 3,162          | 106.9          |
| <b>Texas Total:</b>          |              |                         | <b>798</b> | <b>10,616,495</b> | <b>8</b>  | <b>275,503</b> | <b>257</b> | <b>1,162,080</b> | <b>19,555</b>  | <b>24,576</b>  | <b>4,107.1</b> |
| <b>Utah</b>                  |              |                         |            |                   |           |                |            |                  |                |                |                |
| NAVSUPPET Monterey Det       | Navy Active  | Magna                   | 136        | 379,427           | 0         | 0              | 0          | 0                | 512            | 512            | 146.6          |
| <b>Utah Total:</b>           |              |                         | <b>136</b> | <b>379,427</b>    | <b>0</b>  | <b>0</b>       | <b>0</b>   | <b>0</b>         | <b>512</b>     | <b>512</b>     | <b>146.6</b>   |

\* US Locations that do not meet criteria of at least ten (10) Acres AND at least \$10M PRV. US Territories and Non-US Locations that do not meet criteria of at least ten (10) Acres OR at least \$10M PRV.

**DEPARTMENT OF DEFENSE - Navy**  
**Base Structure Report - As of 30 Sept 2014**

| SITE                               | COMPONENT    | NAME<br>NEAREST<br>CITY      | BUILDINGS |               |          |          |          |           | ACRES<br>OWNED | TOTAL<br>ACRES | PRV (\$M)  |
|------------------------------------|--------------|------------------------------|-----------|---------------|----------|----------|----------|-----------|----------------|----------------|------------|
|                                    |              |                              | OWNED     |               | LEASED   |          | OTHER    |           |                |                |            |
|                                    |              |                              | COUNT     | SQFT          | COUNT    | SQFT     | COUNT    | SQFT      |                |                |            |
| <b>Vermont</b>                     |              |                              |           |               |          |          |          |           |                |                |            |
| * OTHER SITE(S) : 1                |              |                              | 1         | 19,616        | 0        | 0        | 0        | 0         | 5              | 5              | 5.4        |
|                                    |              | <b>Vermont Total:</b>        | <b>1</b>  | <b>19,616</b> | <b>0</b> | <b>0</b> | <b>0</b> | <b>0</b>  | <b>5</b>       | <b>5</b>       | <b>5.4</b> |
| <b>Virgin Islands</b>              |              |                              |           |               |          |          |          |           |                |                |            |
| * OTHER SITE(S) : 1                |              |                              | 0         | 0             | 0        | 0        | 0        | 0         | 0              | 0              | 0.1        |
|                                    |              | <b>Virgin Islands Total:</b> | <b>0</b>  | <b>0</b>      | <b>0</b> | <b>0</b> | <b>0</b> | <b>0</b>  | <b>0</b>       | <b>0</b>       | <b>0.1</b> |
| <b>Virginia</b>                    |              |                              |           |               |          |          |          |           |                |                |            |
| ALF Fentress Chesapeake            | Navy Active  | Virginia Beach               | 13        | 21,747        | 0        | 0        | 0        | 0         | 2,527          | 2,741          | 64.5       |
| Arlington Service Center           | Navy Active  | Arlington                    | 10        | 260,428       | 0        | 0        | 4        | 8,256     | 18             | 31             | 74.9       |
| Cheatham Annex                     | Navy Active  | Williamsburg                 | 200       | 3,280,395     | 0        | 0        | 0        | 0         | 1,567          | 2,360          | 597.5      |
| Craney Island                      | Navy Active  | Portsmouth                   | 28        | 62,384        | 0        | 0        | 0        | 0         | 916            | 937            | 350.7      |
| Elizabeth River Channel            | Navy Active  | Norfolk                      | 5         | 13,897        | 0        | 0        | 0        | 0         | 0              | 11             | 38.3       |
| Fort Story                         | Navy Active  | Norfolk                      | 260       | 1,260,139     | 0        | 0        | 93       | 461,801   | 1,450          | 1,452          | 530.4      |
| Midway Research Center             | Navy Active  | Stafford                     | 8         | 25,908        | 0        | 0        | 0        | 0         | 162            | 162            | 12.5       |
| NAS Oceana                         | Navy Active  | Virginia Beach               | 295       | 3,892,550     | 0        | 0        | 56       | 110,214   | 776            | 1,087          | 1,523.2    |
| NAS Oceana Dam Neck                | Navy Active  | Virginia Beach               | 172       | 3,288,702     | 1        | 1,511    | 101      | 912,419   | 1,913          | 1,915          | 1,091.5    |
| NAS Oceana Midway Manor            | Navy Active  | Virginia Beach               | 2         | 2,105         | 0        | 0        | 179      | 636,546   | 97             | 100            | 106.1      |
| NAS Oceana NEXCOM<br>Headquarters  | Navy Active  | Virginia Beach               | 2         | 93,960        | 2        | 375,166  | 0        | 0         | 10             | 31             | 72.1       |
| Naval Medical Center Portsmouth    | Navy Active  | Portsmouth                   | 32        | 2,206,659     | 0        | 0        | 3        | 5,891     | 111            | 111            | 953.9      |
| NAVPHIBASE Little Creek            | Navy Active  | Norfolk                      | 389       | 4,802,529     | 0        | 0        | 376      | 1,066,154 | 2,155          | 2,805          | 2,075.7    |
| NOSC Richmond                      | Navy Reserve | Chesterfield                 | 4         | 46,566        | 0        | 0        | 0        | 0         | 10             | 10             | 10.8       |
| NS Norfolk                         | Navy Active  | Norfolk                      | 525       | 15,603,703    | 0        | 0        | 369      | 1,462,279 | 3,599          | 3,603          | 5,718.9    |
| NSA Norfolk                        | Navy Active  | Norfolk                      | 198       | 2,292,117     | 0        | 0        | 733      | 3,202,313 | 801            | 801            | 1,222.5    |
| NSA Norfolk Fire Fighters School   | Navy Active  | Norfolk                      | 6         | 46,723        | 0        | 0        | 0        | 0         | 12             | 13             | 13.1       |
| NSA Norfolk Lafayette Rvr Complex  | Navy Active  | Norfolk                      | 11        | 230,871       | 0        | 0        | 2        | 13,395    | 20             | 20             | 68.8       |
| NSA Norfolk New Gosport/NNSY       | Navy Active  | Portsmouth                   | 4         | 28,846        | 0        | 0        | 0        | 0         | 57             | 57             | 9.0        |
| NSA Norfolk NSY                    | Navy Active  | Portsmouth                   | 155       | 6,038,214     | 0        | 0        | 11       | 64,215    | 551            | 585            | 2,590.1    |
| NSA Norfolk NW Chesapeake          | Navy Active  | Chesapeake                   | 196       | 937,123       | 0        | 0        | 0        | 0         | 2,805          | 3,798          | 366.5      |
| NSA Norfolk SDA Area               | Navy Active  | Norfolk                      | 17        | 954,315       | 0        | 0        | 0        | 0         | 90             | 91             | 144.7      |
| NSA Norfolk South Gate             | Navy Active  | Portsmouth                   | 13        | 163,748       | 0        | 0        | 0        | 0         | 63             | 63             | 86.1       |
| NSA Norfolk St Helena Norfolk      | Navy Active  | Norfolk                      | 4         | 7,414         | 0        | 0        | 0        | 0         | 12             | 12             | 57.6       |
| NSA Norfolk St Juliens Creek Annex | Navy Active  | Portsmouth                   | 73        | 630,085       | 0        | 0        | 0        | 0         | 490            | 499            | 197.8      |
| NSA Norfolk Stanley Court/NNSY     | Navy Active  | Portsmouth                   | 0         | 0             | 0        | 0        | 80       | 161,865   | 16             | 16             | 24.1       |
| NSA South Potomac                  | Navy Active  | Dahlgren                     | 351       | 3,133,840     | 0        | 0        | 259      | 385,220   | 2,677          | 2,677          | 1,284.5    |
| NSA South Potomac Pumpkin Neck     | Navy Active  | King George                  | 24        | 46,701        | 0        | 0        | 0        | 0         | 1,641          | 1,641          | 29.6       |
| NWS Yorktown                       | Navy Active  | Yorktown                     | 433       | 2,966,820     | 0        | 0        | 166      | 672,343   | 10,356         | 10,637         | 1,045.2    |
| Wallops Island                     | Navy Active  | Wallops Island               | 93        | 407,949       | 0        | 0        | 0        | 0         | 5              | 90             | 138.3      |

\* US Locations that do not meet criteria of at least ten (10) Acres AND at least \$10M PRV. US Territories and Non-US Locations that do not meet criteria of at least ten (10) Acres OR at least \$10M PRV.



**DEPARTMENT OF DEFENSE - Navy**  
**Base Structure Report - As of 30 Sept 2014**

| SITE                              | COMPONENT    | NAME<br>NEAREST<br>CITY | BUILDINGS    |                   |           |                |              |                  | ACRES<br>OWNED | TOTAL<br>ACRES | PRV (\$M)       |
|-----------------------------------|--------------|-------------------------|--------------|-------------------|-----------|----------------|--------------|------------------|----------------|----------------|-----------------|
|                                   |              |                         | OWNED        |                   | LEASED    |                | OTHER        |                  |                |                |                 |
|                                   |              |                         | COUNT        | SQFT              | COUNT     | SQFT           | COUNT        | SQFT             |                |                |                 |
| Yorktown Fuel Depot               | Navy Active  | Yorktown                | 48           | 23,471            | 0         | 0              | 0            | 0                | 111            | 111            | 129.8           |
| * OTHER SITE(S) : 29              |              |                         | 106          | 834,576           | 29        | 85,036         | 2            | 330              | 9,464          | 9,933          | 259.8           |
| <b>Virginia Total:</b>            |              |                         | <b>3,677</b> | <b>53,604,486</b> | <b>32</b> | <b>461,713</b> | <b>2,434</b> | <b>9,163,241</b> | <b>44,483</b>  | <b>48,402</b>  | <b>20,888.6</b> |
| <b>Washington</b>                 |              |                         |              |                   |           |                |              |                  |                |                |                 |
| Bremerton                         | Navy Active  | Bremerton               | 93           | 2,867,398         | 0         | 0              | 61           | 188,557          | 117            | 120            | 1,537.4         |
| Bremerton RR                      | Navy Active  | Shelton                 | 0            | 0                 | 0         | 0              | 0            | 0                | 1,232          | 1,232          | 30.8            |
| Jackson Park Hsg                  | Navy Active  | Bremerton               | 29           | 459,504           | 0         | 0              | 192          | 1,109,695        | 209            | 209            | 505.0           |
| Jim Creek                         | Navy Active  | Oso                     | 60           | 117,993           | 0         | 0              | 0            | 0                | 3,839          | 4,901          | 150.0           |
| Keyport NUWC                      | Navy Active  | Keyport                 | 113          | 1,309,366         | 0         | 0              | 35           | 67,005           | 356            | 358            | 512.4           |
| Manchester                        | Navy Active  | Bremerton               | 19           | 85,932            | 0         | 0              | 0            | 0                | 234            | 234            | 312.5           |
| Marysville                        | Navy Active  | Marysville              | 14           | 285,788           | 0         | 0              | 0            | 0                | 52             | 52             | 84.2            |
| NAS Whidbey Island                | Navy Active  | Oak Harbor              | 235          | 3,052,437         | 0         | 0              | 70           | 357,653          | 4,358          | 4,361          | 1,820.7         |
| NAS Whidbey Island Sea Plane Base | Navy Active  | Oak Harbor              | 69           | 548,214           | 0         | 0              | 931          | 2,625,480        | 2,784          | 2,785          | 869.2           |
| NAVBASE Kitsap Bremerton          | Navy Active  | Bangor                  | 610          | 5,464,557         | 0         | 0              | 349          | 2,120,564        | 6,603          | 6,609          | 3,934.6         |
| NAVMAG Indian Island              | Navy Active  | Port Townsend           | 159          | 487,509           | 0         | 0              | 0            | 0                | 2,716          | 2,716          | 335.2           |
| NOSC Spokane                      | Navy Active  | Spokane                 | 9            | 68,291            | 0         | 0              | 0            | 0                | 23             | 23             | 20.4            |
| NS Everett                        | Navy Active  | Everett                 | 61           | 973,494           | 0         | 0              | 0            | 0                | 213            | 213            | 697.6           |
| OLF Coupeville                    | Navy Active  | Coupeville              | 6            | 6,566             | 0         | 0              | 3            | 2,262            | 664            | 1,060          | 45.3            |
| Shipyard Puget Sound              | Navy Active  | Bremerton               | 163          | 3,925,014         | 1         | 11,992         | 1            | 100              | 570            | 570            | 3,171.3         |
| * OTHER SITE(S) : 44              |              |                         | 67           | 153,995           | 1         | 38,601         | 35           | 105,770          | 1,648          | 1,659          | 112.5           |
| <b>Washington Total:</b>          |              |                         | <b>1,707</b> | <b>19,806,058</b> | <b>2</b>  | <b>50,593</b>  | <b>1,677</b> | <b>6,577,086</b> | <b>25,618</b>  | <b>27,102</b>  | <b>14,138.9</b> |
| <b>West Virginia</b>              |              |                         |              |                   |           |                |              |                  |                |                |                 |
| Allegany Ballistics Lab           | Navy Active  | Keyser                  | 172          | 1,735,241         | 0         | 0              | 0            | 0                | 1,639          | 1,785          | 504.2           |
| NIOC Sugar Grove                  | Navy Active  | Sugar Grove             | 50           | 158,627           | 2         | 204            | 43           | 136,162          | 647            | 648            | 101.0           |
| * OTHER SITE(S) : 2               |              |                         | 26           | 132,105           | 0         | 0              | 0            | 0                | 0              | 0              | 52.6            |
| <b>West Virginia Total:</b>       |              |                         | <b>248</b>   | <b>2,025,973</b>  | <b>2</b>  | <b>204</b>     | <b>43</b>    | <b>136,162</b>   | <b>2,286</b>   | <b>2,432</b>   | <b>657.7</b>    |
| <b>Wisconsin</b>                  |              |                         |              |                   |           |                |              |                  |                |                |                 |
| NOSC Green Bay                    | Navy Reserve | Ashwaubenon             | 2            | 41,861            | 0         | 0              | 0            | 0                | 10             | 10             | 12.4            |
| * OTHER SITE(S) : 1               |              |                         | 0            | 0                 | 1         | 55,903         | 0            | 0                | 0              | 6              | 16.4            |
| <b>Wisconsin Total:</b>           |              |                         | <b>2</b>     | <b>41,861</b>     | <b>1</b>  | <b>55,903</b>  | <b>0</b>     | <b>0</b>         | <b>10</b>      | <b>17</b>      | <b>28.9</b>     |
| <b>Wyoming</b>                    |              |                         |              |                   |           |                |              |                  |                |                |                 |
| * OTHER SITE(S) : 1               |              |                         | 0            | 0                 | 0         | 0              | 2            | 13,889           | 0              | 0              | 3.3             |

\* US Locations that do not meet criteria of at least ten (10) Acres AND at least \$10M PRV. US Territories and Non-US Locations that do not meet criteria of at least ten (10) Acres OR at least \$10M PRV.

**DEPARTMENT OF DEFENSE - Navy**  
**Base Structure Report - As of 30 Sept 2014**

| SITE | COMPONENT | NAME<br>NEAREST<br>CITY  | BUILDINGS |             |        |           |        |            | ACRES<br>OWNED | TOTAL<br>ACRES | PRV (\$M) |
|------|-----------|--------------------------|-----------|-------------|--------|-----------|--------|------------|----------------|----------------|-----------|
|      |           |                          | OWNED     |             | LEASED |           | OTHER  |            |                |                |           |
|      |           |                          | COUNT     | SQFT        | COUNT  | SQFT      | COUNT  | SQFT       |                |                |           |
|      |           | Wyoming Total:           | 0         | 0           | 0      | 0         | 2      | 13,889     | 0              | 0              | 3.3       |
|      |           | US/US Territories Total: | 32,284    | 342,013,628 | 212    | 3,133,530 | 18,830 | 70,143,155 | 579,794        | 2,116,111      | 187,259.9 |

\* US Locations that do not meet criteria of at least ten (10) Acres AND at least \$10M PRV. US Territories and Non-US Locations that do not meet criteria of at least ten (10) Acres OR at least \$10M PRV.

**DEPARTMENT OF DEFENSE - Navy**  
**Base Structure Report - As of 30 Sept 2014**

| SITE                                    | COMPONENT   | NAME<br>NEAREST<br>CITY    | BUILDINGS  |                  |           |                  |          |              | ACRES<br>OWNED | TOTAL<br>ACRES | PRV (\$M)      |
|---|-------------|----------------------------|------------|------------------|-----------|------------------|----------|--------------|----------------|----------------|----------------|
|   |             |                            | OWNED      |                  | LEASED    |                  | OTHER    |              |                |                |                |
|   |             |                            | COUNT      | SQFT             | COUNT     | SQFT             | COUNT    | SQFT         |                |                |                |
| <b>Australia</b>                        |             |                            |            |                  |           |                  |          |              |                |                |                |
| Area A-VLF                              | Navy Active | Exmouth                    | 0          | 0                | 0         | 0                | 0        | 0            | 0              | 5,510          | 0.0            |
| Area C-HFR                              | Navy Active | Exmouth                    | 0          | 0                | 0         | 0                | 0        | 0            | 0              | 9,463          | 0.0            |
| NAVCOMMSTA H E Holt                     | Navy Active | Northwest Cape             | 45         | 389,897          | 0         | 0                | 0        | 0            | 0              | 5,099          | 253.0          |
| <b>Australia Total:</b>                 |             |                            | <b>45</b>  | <b>389,897</b>   | <b>0</b>  | <b>0</b>         | <b>0</b> | <b>0</b>     | <b>0</b>       | <b>20,072</b>  | <b>253.0</b>   |
| <b>Bahamas</b>                          |             |                            |            |                  |           |                  |          |              |                |                |                |
| AUTEC Big Wood Cay                      | Navy Active | Andros Island              | 0          | 0                | 0         | 0                | 0        | 0            | 0              | 34             | 3.1            |
| AUTEC Golding Cay                       | Navy Active | Andros Island              | 0          | 0                | 0         | 0                | 0        | 0            | 0              | 29             | 5.4            |
| AUTEC Great Stirrup                     | Navy Active | Andros Island              | 0          | 0                | 0         | 0                | 0        | 0            | 0              | 12             | 0.9            |
| AUTEC High Point Cay                    | Navy Active | Andros Island              | 0          | 0                | 0         | 0                | 0        | 0            | 0              | 14             | 2.8            |
| AUTEC Main Base                         | Navy Active | Andros Island              | 133        | 656,858          | 0         | 0                | 0        | 0            | 0              | 420            | 416.7          |
| AUTEC Salvador Point                    | Navy Active | Andros Island              | 10         | 11,395           | 0         | 0                | 0        | 0            | 0              | 31             | 15.6           |
| <b>Bahamas Total:</b>                   |             |                            | <b>143</b> | <b>668,253</b>   | <b>0</b>  | <b>0</b>         | <b>0</b> | <b>0</b>     | <b>0</b>       | <b>541</b>     | <b>444.6</b>   |
| <b>Bahrain</b>                          |             |                            |            |                  |           |                  |          |              |                |                |                |
| NSA Bahrain                             | Navy Active | Manama                     | 147        | 1,148,803        | 1         | 483              | 1        | 308          | 0              | 66             | 615.7          |
| NSA Bahrain - Aviation Unit<br>Muharraq | Navy Active | Al Jufayr                  | 12         | 22,349           | 3         | 83,255           | 0        | 0            | 0              | 3              | 55.0           |
| NSA Bahrain - Banz Wrhs<br>Compound     | Navy Active | Al Jufayr                  | 3          | 1,095            | 13        | 957,405          | 0        | 0            | 0              | 14             | 242.3          |
| NSA Bahrain - Dependent School          | Navy Active | Al Jufayr                  | 2          | 243              | 7         | 261,584          | 0        | 0            | 0              | 26             | 126.2          |
| NSA Bahrain - Mina Sulman Pier<br>Area  | Navy Active | Al Jufayr                  | 6          | 2,297            | 3         | 93,950           | 0        | 0            | 0              | 0              | 94.3           |
| Nsa-li                                  | Navy Active | Manama                     | 10         | 139,130          | 0         | 0                | 1        | 3,632        | 0              | 95             | 203.0          |
| Sheik Isa                               | Navy Active | Unknown                    | 715        | 459,788          | 2         | 38,000           | 0        | 0            | 0              | 0              | 240.7          |
| * OTHER SITE(S) : 3                     |             |                            | 19         | 11,476           | 3         | 16,476           | 0        | 0            | 0              | 0              | 11.4           |
| <b>Bahrain Total:</b>                   |             |                            | <b>914</b> | <b>1,785,180</b> | <b>32</b> | <b>1,451,153</b> | <b>2</b> | <b>3,940</b> | <b>0</b>       | <b>204</b>     | <b>1,588.5</b> |
| <b>Cambodia</b>                         |             |                            |            |                  |           |                  |          |              |                |                |                |
| * OTHER SITE(S) : 1                     |             |                            | 0          | 0                | 3         | 6,726            | 0        | 0            | 0              | 0              | 2.2            |
| <b>Cambodia Total:</b>                  |             |                            | <b>0</b>   | <b>0</b>         | <b>3</b>  | <b>6,726</b>     | <b>0</b> | <b>0</b>     | <b>0</b>       | <b>0</b>       | <b>2.2</b>     |
| <b>Canada</b>                           |             |                            |            |                  |           |                  |          |              |                |                |                |
| ARGENTIA NEWFOUNDLAND                   | Navy Active | Placentia,<br>Newfoundland | 0          | 0                | 0         | 0                | 0        | 0            | 0              | 185            | 0.0            |
| * OTHER SITE(S) : 1                     |             |                            | 0          | 0                | 1         | 144              | 0        | 0            | 0              | 1              | 0.1            |
| <b>Canada Total:</b>                    |             |                            | <b>0</b>   | <b>0</b>         | <b>1</b>  | <b>144</b>       | <b>0</b> | <b>0</b>     | <b>0</b>       | <b>186</b>     | <b>0.1</b>     |

\* US Locations that do not meet criteria of at least ten (10) Acres AND at least \$10M PRV. US Territories and Non-US Locations that do not meet criteria of at least ten (10) Acres OR at least \$10M PRV.

**DEPARTMENT OF DEFENSE - Navy**  
**Base Structure Report - As of 30 Sept 2014**

| SITE   | COMPONENT   | NAME<br>NEAREST<br>CITY      | BUILDINGS    |                  |           |               |           |                | ACRES<br>OWNED | TOTAL<br>ACRES | PRV (\$M)      |
|--|-------------|------------------------------|--------------|------------------|-----------|---------------|-----------|----------------|----------------|----------------|----------------|
|  |             |                              | OWNED        |                  | LEASED    |               | OTHER     |                |                |                |                |
|  |             |                              | COUNT        | SQFT             | COUNT     | SQFT          | COUNT     | SQFT           |                |                |                |
| <b>Diego Garcia</b>                              |             |                              |              |                  |           |               |           |                |                |                |                |
| NAVSUPPFAC Diego Garcia                          | Navy Active | Diego Garcia, Naval Facility | 621          | 2,708,121        | 0         | 0             | 0         | 0              | 0              | 7,000          | 3,659.8        |
|  |             | <b>Diego Garcia Total:</b>   | <b>621</b>   | <b>2,708,121</b> | <b>0</b>  | <b>0</b>      | <b>0</b>  | <b>0</b>       | <b>0</b>       | <b>7,000</b>   | <b>3,659.8</b> |
| <b>Djibouti</b>                                  |             |                              |              |                  |           |               |           |                |                |                |                |
| Camp Lemonier Djibouti                           | Navy Active | Djibouti                     | 1,272        | 835,212          | 0         | 0             | 1         | 432            | 0              | 572            | 637.1          |
|  |             | <b>Djibouti Total:</b>       | <b>1,272</b> | <b>835,212</b>   | <b>0</b>  | <b>0</b>      | <b>1</b>  | <b>432</b>     | <b>0</b>       | <b>572</b>     | <b>637.1</b>   |
| <b>Egypt</b>                                     |             |                              |              |                  |           |               |           |                |                |                |                |
| Naval Medical Research Unit Three<br>Cairo Egypt | Navy Active | Cairo                        | 21           | 99,429           | 3         | 19,683        | 0         | 0              | 0              | 3              | 63.7           |
| * OTHER SITE(S) : 1                              |             |                              | 0            | 0                | 13        | 26,703        | 0         | 0              | 0              | 0              | 8.6            |
|  |             | <b>Egypt Total:</b>          | <b>21</b>    | <b>99,429</b>    | <b>16</b> | <b>46,386</b> | <b>0</b>  | <b>0</b>       | <b>0</b>       | <b>3</b>       | <b>72.3</b>    |
| <b>El Salvador</b>                               |             |                              |              |                  |           |               |           |                |                |                |                |
| CSL EL SALVADOR                                  | Navy Active | San Salvador                 | 14           | 38,914           | 0         | 0             | 0         | 0              | 0              | 35             | 19.5           |
|  |             | <b>El Salvador Total:</b>    | <b>14</b>    | <b>38,914</b>    | <b>0</b>  | <b>0</b>      | <b>0</b>  | <b>0</b>       | <b>0</b>       | <b>35</b>      | <b>19.5</b>    |
| <b>Greece</b>                                    |             |                              |              |                  |           |               |           |                |                |                |                |
| NATO Ordnance Area                               | Navy Active | Soudha Bay                   | 1            | 216              | 0         | 0             | 15        | 126,284        | 0              | 0              | 49.5           |
| NSA Souda Bay                                    | Navy Active | Soudha Bay                   | 53           | 441,501          | 0         | 0             | 0         | 0              | 0              | 101            | 271.5          |
| NSA Souda Bay Marathi Pier Area                  | Navy Active | Soudha Bay                   | 10           | 14,925           | 0         | 0             | 0         | 0              | 0              | 0              | 15.7           |
| NSA Souda Bay NAMFI Compound                     | Navy Active | Soudha Bay                   | 8            | 38,754           | 0         | 0             | 0         | 0              | 0              | 0              | 10.4           |
| * OTHER SITE(S) : 2                              |             |                              | 0            | 0                | 1         | 2,821         | 4         | 20,157         | 0              | 0              | 3.6            |
|  |             | <b>Greece Total:</b>         | <b>72</b>    | <b>495,396</b>   | <b>1</b>  | <b>2,821</b>  | <b>19</b> | <b>146,441</b> | <b>0</b>       | <b>101</b>     | <b>350.6</b>   |
| <b>Guantanamo Bay</b>                            |             |                              |              |                  |           |               |           |                |                |                |                |
| NS Guantanamo Bay                                | Navy Active | Guantanamo Bay               | 1,349        | 6,020,012        | 0         | 0             | 7         | 10,040         | 0              | 28,817         | 3,695.1        |
|  |             | <b>Guantanamo Bay Total:</b> | <b>1,349</b> | <b>6,020,012</b> | <b>0</b>  | <b>0</b>      | <b>7</b>  | <b>10,040</b>  | <b>0</b>       | <b>28,817</b>  | <b>3,695.1</b> |
| <b>Hong Kong</b>                                 |             |                              |              |                  |           |               |           |                |                |                |                |
| * OTHER SITE(S) : 1                              |             |                              | 0            | 0                | 1         | 4,922         | 0         | 0              | 0              | 0              | 2.4            |
|  |             | <b>Hong Kong Total:</b>      | <b>0</b>     | <b>0</b>         | <b>1</b>  | <b>4,922</b>  | <b>0</b>  | <b>0</b>       | <b>0</b>       | <b>0</b>       | <b>2.4</b>     |
| <b>Iceland</b>                                   |             |                              |              |                  |           |               |           |                |                |                |                |
| Grindavik, Iceland                               | Navy Active | Grindavik                    | 7            | 18,421           | 0         | 0             | 0         | 0              | 0              | 1,049          | 34.0           |
|  |             | <b>Iceland Total:</b>        | <b>7</b>     | <b>18,421</b>    | <b>0</b>  | <b>0</b>      | <b>0</b>  | <b>0</b>       | <b>0</b>       | <b>1,049</b>   | <b>34.0</b>    |

\* US Locations that do not meet criteria of at least ten (10) Acres AND at least \$10M PRV. US Territories and Non-US Locations that do not meet criteria of at least ten (10) Acres OR at least \$10M PRV.

**DEPARTMENT OF DEFENSE - Navy**  
**Base Structure Report - As of 30 Sept 2014**

| SITE                                | COMPONENT   | NAME<br>NEAREST<br>CITY    | BUILDINGS  |                  |            |                  |           |               | ACRES<br>OWNED | TOTAL<br>ACRES | PRV (\$M)      |
|-------------------------------------|-------------|----------------------------|------------|------------------|------------|------------------|-----------|---------------|----------------|----------------|----------------|
|                                     |             |                            | OWNED      |                  | LEASED     |                  | OTHER     |               |                |                |                |
|                                     |             |                            | COUNT      | SQFT             | COUNT      | SQFT             | COUNT     | SQFT          |                |                |                |
| <b>Italy</b>                        |             |                            |            |                  |            |                  |           |               |                |                |                |
| Augusta Bay                         | Navy Active | Catania                    | 5          | 55,884           | 0          | 0                | 0         | 0             | 0              | 0              | 46.5           |
| Carney Park                         | Navy Active | Naples                     | 23         | 21,341           | 4          | 10,430           | 0         | 0             | 0              | 53             | 27.9           |
| Lago Patria                         | Navy Active | Naples                     | 9          | 14,215           | 0          | 0                | 1         | 6,487         | 0              | 3              | 11.5           |
| NAS 1 Support Area                  | Navy Active | Catania                    | 60         | 1,124,179        | 1          | 67,800           | 0         | 0             | 0              | 10             | 525.3          |
| NAS Pensacola Transmitter Site      | Navy Active | Sigonella Sicily           | 11         | 33,742           | 0          | 0                | 0         | 0             | 0              | 0              | 28.9           |
| NAS Sigonella                       | Navy Active | Sigonella Sicily           | 168        | 1,636,460        | 0          | 0                | 4         | 19,865        | 0              | 316            | 904.8          |
| NAS Sigonella Belpasso Hsg          | Navy Active | Catania                    | 1          | 11,646           | 149        | 952,535          | 0         | 0             | 0              | 104            | 261.6          |
| NATO Ordnance Facility              | Navy Active | Sigonella Sicily           | 37         | 87,480           | 0          | 0                | 0         | 0             | 0              | 172            | 54.5           |
| NAVSUPPACT NAPLES IT                | Navy Active | Naples                     | 73         | 1,334,304        | 0          | 0                | 0         | 0             | 0              | 58             | 579.4          |
| NSA Naples Support Site             | Navy Active | Naples                     | 2          | 200,349          | 161        | 3,283,218        | 0         | 0             | 0              | 228            | 1,096.0        |
| NSA Naples Various Location Housing | Navy Active | Naples                     | 0          | 0                | 3          | 26,833           | 0         | 0             | 0              | 0              | 6.9            |
| * OTHER SITE(S) : 9                 |             |                            | 3          | 7,637            | 7          | 99,366           | 5         | 19,943        | 0              | 14             | 28.4           |
| <b>Italy Total:</b>                 |             |                            | <b>392</b> | <b>4,527,238</b> | <b>325</b> | <b>4,440,183</b> | <b>10</b> | <b>46,295</b> | <b>0</b>       | <b>959</b>     | <b>3,571.7</b> |
| <b>Japan</b>                        |             |                            |            |                  |            |                  |           |               |                |                |                |
| Akasaki POL Dep                     | Navy Active | Sasebo                     | 45         | 109,920          | 0          | 0                | 43        | 187,737       | 0              | 182            | 580.0          |
| Awase                               | Navy Active | Kadena Air Base<br>Okinawa | 7          | 12,856           | 0          | 0                | 0         | 0             | 0              | 118            | 20.9           |
| Azuma                               | Navy Active | Yokosuka                   | 41         | 54,344           | 0          | 0                | 40        | 149,214       | 0              | 2,280          | 554.5          |
| Camp Shields                        | Navy Active | Camp Shields-Okinawa       | 34         | 149,787          | 0          | 0                | 18        | 360,267       | 0              | 88             | 231.2          |
| COMFLEACT Kadena Okinawa            | Navy Active | Kadena Air Base<br>Okinawa | 122        | 732,619          | 0          | 0                | 1         | 26,508        | 0              | 120            | 384.2          |
| COMFLEACT Sasebo                    | Navy Active | Sasebo                     | 82         | 129,796          | 0          | 0                | 173       | 2,134,035     | 0              | 7,733          | 1,334.9        |
| COMFLEACT Yokosuka                  | Navy Active | Yokosuka                   | 268        | 499,175          | 0          | 0                | 507       | 10,910,650    | 0              | 620            | 7,432.1        |
| Drydock Area-5030                   | Navy Active | Sasebo                     | 1          | 506              | 0          | 0                | 12        | 19,893        | 0              | 0              | 313.7          |
| Hachinohe POL Dep                   | Navy Active | Hachinohe                  | 9          | 7,293            | 0          | 0                | 12        | 10,252        | 0              | 46             | 187.7          |
| Hario Housing Area                  | Navy Active | Sasebo                     | 27         | 10,725           | 0          | 0                | 76        | 1,193,516     | 0              | 87             | 471.4          |
| Hario Shima Ammo                    | Navy Active | Sasebo                     | 29         | 45,643           | 0          | 0                | 15        | 62,992        | 0              | 487            | 121.7          |
| Ikego Housing Area                  | Navy Active | Ikego                      | 38         | 43,696           | 0          | 0                | 135       | 2,185,852     | 0              | 714            | 943.9          |
| Iorizaki POL Dep                    | Navy Active | Sasebo                     | 5          | 154              | 0          | 0                | 4         | 7,744         | 0              | 56             | 282.3          |
| Iwo Jima-3181                       | Navy Active | Iwo Jima Island            | 0          | 0                | 0          | 0                | 46        | 331,070       | 0              | 243            | 367.9          |
| Kami Seya                           | Navy Active | Kami Seya                  | 92         | 304,609          | 0          | 0                | 13        | 137,004       | 0              | 587            | 239.6          |
| Kisarazu-JGSDF                      | Navy Active | Kisarazu                   | 9          | 12,533           | 0          | 0                | 23        | 327,360       | 0              | 513            | 316.3          |
| Kobi Sho Range-6084                 | Navy Active | Okinawa Island             | 0          | 0                | 0          | 0                | 0         | 0             | 0              | 216            | 0.0            |
| Koshiba POL Dep-3113                | Navy Active | Yokohama                   | 0          | 0                | 0          | 0                | 0         | 0             | 0              | 326            | 0.0            |
| Maebata                             | Navy Active | Sasebo                     | 39         | 60,704           | 0          | 0                | 43        | 288,076       | 0              | 144            | 181.2          |
| NAF Atsugi                          | Navy Active | Atsugi                     | 264        | 546,969          | 0          | 0                | 282       | 3,820,141     | 0              | 1,237          | 2,221.7        |
| NAF Misawa                          | Navy Active | Misawa AFB                 | 74         | 913,849          | 0          | 0                | 6         | 3,048         | 27             | 27             | 408.7          |
| Nagasaka Rifle Range                | Navy Active | Yokosuka                   | 0          | 0                | 0          | 0                | 0         | 0             | 0              | 26             | 0.0            |

\* US Locations that do not meet criteria of at least ten (10) Acres AND at least \$10M PRV. US Territories and Non-US Locations that do not meet criteria of at least ten (10) Acres OR at least \$10M PRV.

**DEPARTMENT OF DEFENSE - Navy**  
**Base Structure Report - As of 30 Sept 2014**

| SITE  | COMPONENT   | NAME<br>NEAREST<br>CITY | BUILDINGS    |                  |          |               |              |                   | ACRES<br>OWNED | TOTAL<br>ACRES | PRV (\$M)       |
|---|-------------|-------------------------|--------------|------------------|----------|---------------|--------------|-------------------|----------------|----------------|-----------------|
|   |             |                         | OWNED        |                  | LEASED   |               | OTHER        |                   |                |                |                 |
|   |             |                         | COUNT        | SQFT             | COUNT    | SQFT          | COUNT        | SQFT              |                |                |                 |
| Negishi Dh Area                             | Navy Active | Yokohama                | 63           | 20,531           | 0        | 0             | 237          | 728,869           | 0              | 118            | 428.7           |
| Okidaito Jima Rng-6088                      | Navy Active | Okinawa Island          | 0            | 0                | 0        | 0             | 0            | 0                 | 0              | 283            | 0.0             |
| Sakibe                                      | Navy Active | Sasebo                  | 7            | 21,291           | 0        | 0             | 1            | 8,061             | 0              | 32             | 15.7            |
| Sanno Hotel Tokyo-3185                      | Navy Active | Tokyo                   | 2            | 783              | 0        | 0             | 1            | 203,405           | 0              | 2              | 87.3            |
| Sekibi Sho Range-6085                       | Navy Active | Okinawa Island          | 0            | 0                | 0        | 0             | 0            | 0                 | 0              | 10             | 0.0             |
| Tengan Pier-6028                            | Navy Active | Tengan                  | 5            | 5,867            | 0        | 0             | 0            | 0                 | 0              | 8              | 68.1            |
| Tsurumi POL Dep                             | Navy Active | Yokohama                | 21           | 11,349           | 0        | 0             | 20           | 56,841            | 0              | 48             | 175.3           |
| Urago Ordinance                             | Navy Active | Yokosuka                | 13           | 18,895           | 0        | 0             | 30           | 181,103           | 0              | 61             | 151.3           |
| White Beach                                 | Navy Active | White Beach Nav Inst    | 70           | 161,504          | 0        | 0             | 11           | 142,285           | 0              | 290            | 243.3           |
| Yokohama No Dock                            | Navy Active | Yokohama                | 8            | 83,724           | 0        | 0             | 9            | 269,242           | 0              | 9              | 104.2           |
| Yokose POL Dep                              | Navy Active | Sasebo                  | 10           | 2,143            | 0        | 0             | 27           | 142,337           | 0              | 168            | 595.9           |
| * OTHER SITE(S) : 15                        |             |                         | 9            | 19,319           | 4        | 30,863        | 0            | 0                 | 2              | 23             | 23.4            |
| <b>Japan Total:</b>                         |             |                         | <b>1,394</b> | <b>3,980,583</b> | <b>4</b> | <b>30,863</b> | <b>1,785</b> | <b>23,887,502</b> | <b>29</b>      | <b>16,899</b>  | <b>18,486.9</b> |
| <b>Kenya</b>                                |             |                         |              |                  |          |               |              |                   |                |                |                 |
| NSA Bahrain - Kenya                         | Navy Active | Mombasa                 | 6            | 19,770           | 0        | 0             | 0            | 0                 | 0              | 0              | 41.8            |
| <b>Kenya Total:</b>                         |             |                         | <b>6</b>     | <b>19,770</b>    | <b>0</b> | <b>0</b>      | <b>0</b>     | <b>0</b>          | <b>0</b>       | <b>0</b>       | <b>41.8</b>     |
| <b>Kuwait</b>                               |             |                         |              |                  |          |               |              |                   |                |                |                 |
| * OTHER SITE(S) : 1                         |             |                         | 0            | 0                | 0        | 0             | 3            | 19,363            | 0              | 0              | 1.9             |
| <b>Kuwait Total:</b>                        |             |                         | <b>0</b>     | <b>0</b>         | <b>0</b> | <b>0</b>      | <b>3</b>     | <b>19,363</b>     | <b>0</b>       | <b>0</b>       | <b>1.9</b>      |
| <b>Oman</b>                                 |             |                         |              |                  |          |               |              |                   |                |                |                 |
| * OTHER SITE(S) : 1                         |             |                         | 8            | 32,927           | 0        | 0             | 0            | 0                 | 0              | 0              | 10.8            |
| <b>Oman Total:</b>                          |             |                         | <b>8</b>     | <b>32,927</b>    | <b>0</b> | <b>0</b>      | <b>0</b>     | <b>0</b>          | <b>0</b>       | <b>0</b>       | <b>10.8</b>     |
| <b>Peru</b>                                 |             |                         |              |                  |          |               |              |                   |                |                |                 |
| Naval Medical Research Center Det Lima Peru | Navy Active | Lima                    | 0            | 0                | 0        | 0             | 2            | 32,889            | 0              | 0              | 12.0            |
| * OTHER SITE(S) : 1                         |             |                         | 1            | 923              | 0        | 0             | 2            | 4,757             | 0              | 0              | 2.2             |
| <b>Peru Total:</b>                          |             |                         | <b>1</b>     | <b>923</b>       | <b>0</b> | <b>0</b>      | <b>4</b>     | <b>37,646</b>     | <b>0</b>       | <b>0</b>       | <b>14.2</b>     |
| <b>Portugal</b>                             |             |                         |              |                  |          |               |              |                   |                |                |                 |
| * OTHER SITE(S) : 1                         |             |                         | 0            | 0                | 0        | 0             | 2            | 1,700             | 0              | 0              | 0.6             |
| <b>Portugal Total:</b>                      |             |                         | <b>0</b>     | <b>0</b>         | <b>0</b> | <b>0</b>      | <b>2</b>     | <b>1,700</b>      | <b>0</b>       | <b>0</b>       | <b>0.6</b>      |
| <b>Romania</b>                              |             |                         |              |                  |          |               |              |                   |                |                |                 |
| NAVSUPPFAC ROMANIA                          | Navy Active | Unknown                 | 0            | 0                | 0        | 0             | 0            | 0                 | 0              | 438            | 0.0             |

\* US Locations that do not meet criteria of at least ten (10) Acres AND at least \$10M PRV. US Territories and Non-US Locations that do not meet criteria of at least ten (10) Acres OR at least \$10M PRV.

**DEPARTMENT OF DEFENSE - Navy**  
**Base Structure Report - As of 30 Sept 2014**

| SITE                                 | COMPONENT   | NAME<br>NEAREST<br>CITY                         | BUILDINGS |             |        |           |        |            | ACRES<br>OWNED | TOTAL<br>ACRES | PRV (\$M) |
|--------------------------------------|-------------|---|-----------|-------------|--------|-----------|--------|------------|----------------|----------------|-----------|
|                                      |             |   | OWNED     |             | LEASED |           | OTHER  |            |                |                |           |
|                                      |             |   | COUNT     | SQFT        | COUNT  | SQFT      | COUNT  | SQFT       |                |                |           |
|                                      |             | <b>Romania Total:</b>                           | 0         | 0           | 0      | 0         | 0      | 0          | 438            | 0.0            |           |
| <b>Singapore</b>                     |             |   |           |             |        |           |        |            |                |                |           |
| Singapore Area Coordinator           | Navy Active | Singapore                                       | 0         | 0           | 95     | 571,564   | 67     | 426,288    | 0              | 0              | 237.7     |
| * OTHER SITE(S) : 1                  |             |   | 0         | 0           | 0      | 0         | 1      | 190        | 0              | 0              | 0.1       |
|                                      |             | <b>Singapore Total:</b>                         | 0         | 0           | 95     | 571,564   | 68     | 426,478    | 0              | 0              | 237.7     |
| <b>South Korea</b>                   |             |   |           |             |        |           |        |            |                |                |           |
| Camp Carroll                         | Navy Active | Yechon  | 0         | 0           | 0      | 0         | 1      | 75,200     | 0              | 0              | 12.5      |
| Fleet Activities Chinhae             | Navy Active | Chinhae   | 117       | 375,471     | 0      | 0         | 0      | 0          | 0              | 91             | 107.4     |
| Pohang                               | Navy Active | Pohang  | 14        | 91,933      | 0      | 0         | 55     | 137,325    | 0              | 3              | 130.5     |
| ROK Navy Base                        | Navy Active | Chinhae   | 2         | 16,060      | 0      | 0         | 0      | 0          | 0              | 0              | 65.1      |
| Yechon                               | Navy Active | Yechon  | 2         | 244         | 0      | 0         | 32     | 78,976     | 0              | 0              | 87.3      |
| Yongsan Garrison                     | Navy Active | Yongsan   | 17        | 61,231      | 0      | 0         | 0      | 0          | 0              | 0              | 15.5      |
| * OTHER SITE(S) : 2                  |             |   | 1         | 5,932       | 0      | 0         | 0      | 0          | 0              | 3              | 1.5       |
|                                      |             | <b>South Korea Total:</b>                       | 153       | 550,871     | 0      | 0         | 88     | 291,501    | 0              | 97             | 419.9     |
| <b>Spain</b>                         |             |   |           |             |        |           |        |            |                |                |           |
| NS Rota                              | Navy Active | Rota  | 862       | 4,033,115   | 0      | 0         | 0      | 0          | 0              | 5,962          | 2,464.1   |
| * OTHER SITE(S) : 2                  |             |   | 1         | 2,596       | 0      | 0         | 1      | 6,335      | 0              | 1              | 3.3       |
|                                      |             | <b>Spain Total:</b>                             | 863       | 4,035,711   | 0      | 0         | 1      | 6,335      | 0              | 5,963          | 2,467.3   |
| <b>United Arab Emirates</b>          |             |   |           |             |        |           |        |            |                |                |           |
| NSA Bahrain - Fujairah Aviation Unit | Navy Active | Al Fujayrah                                     | 0         | 0           | 5      | 39,957    | 0      | 0          | 0              | 0              | 17.9      |
| NSA Bahrain - Jebel Ali              | Navy Active | Dubai   | 4         | 4,953       | 30     | 102,201   | 0      | 0          | 0              | 36             | 85.3      |
|                                      |             | <b>United Arab Emirates Total:</b>              | 4         | 4,953       | 35     | 142,158   | 0      | 0          | 0              | 36             | 103.2     |
|                                      |             | <b>Overseas Total:</b>                          | 7,280     | 26,212,021  | 513    | 6,696,920 | 1,990  | 24,877,673 | 29             | 82,971         | 36,115.5  |
|                                      |             | <b>Worldwide Totals By Reporting Component:</b> | 39,564    | 368,225,649 | 725    | 9,830,450 | 20,820 | 95,020,828 | 579,823        | 2,199,082      | 223,375.4 |

\* US Locations that do not meet criteria of at least ten (10) Acres AND at least \$10M PRV. US Territories and Non-US Locations that do not meet criteria of at least ten (10) Acres OR at least \$10M PRV.

**DEPARTMENT OF DEFENSE - Air Force**  
**Base Structure Report - As of 30 Sept 2014**

| SITE                                  | COMPONENT        | NAME<br>NEAREST<br>CITY | BUILDINGS  |                  |          |               |          |              | ACRES<br>OWNED | TOTAL<br>ACRES | PRV (\$M)      |
|---------------------------------------|------------------|-------------------------|------------|------------------|----------|---------------|----------|--------------|----------------|----------------|----------------|
|                                       |                  |                         | OWNED      |                  | LEASED   |               | OTHER    |              |                |                |                |
|                                       |                  |                         | COUNT      | SQFT             | COUNT    | SQFT          | COUNT    | SQFT         |                |                |                |
| <b>Alabama</b>                        |                  |                         |            |                  |          |               |          |              |                |                |                |
| Abston ANGS                           | Air Force Guard  | Montgomery              | 7          | 72,984           | 0        | 0             | 0        | 0            | 0              | 27             | 17.8           |
| Birmingham Airport                    | Air Force Guard  | Birmingham              | 39         | 351,370          | 0        | 0             | 0        | 0            | 0              | 140            | 117.3          |
| Dothan Regional Airport (ANGS)        | Air Force Guard  | Dothan                  | 3          | 52,343           | 0        | 0             | 0        | 0            | 0              | 21             | 10.7           |
| Maxwell AFB                           | Air Force Active | Maxwell AFB             | 214        | 4,583,052        | 0        | 0             | 0        | 0            | 2,528          | 3,543          | 1,346.3        |
| Maxwell AFB Gunter Annex              | Air Force Active | Gunter AFB              | 55         | 1,756,558        | 2        | 31,347        | 0        | 0            | 353            | 371            | 404.7          |
| Montgomery ANGS                       | Air Force Guard  | Montgomery              | 6          | 65,123           | 0        | 0             | 0        | 0            | 12             | 12             | 13.3           |
| Montgomery Regional Airport ANGB      | Air Force Guard  | Montgomery              | 41         | 335,901          | 0        | 0             | 0        | 0            | 0              | 70             | 98.4           |
| * OTHER SITE(S) : 5                   |                  |                         | 17         | 127,621          | 0        | 0             | 1        | 2,480        | 10             | 212            | 31.7           |
| <b>Alabama Total:</b>                 |                  |                         | <b>382</b> | <b>7,344,952</b> | <b>2</b> | <b>31,347</b> | <b>1</b> | <b>2,480</b> | <b>2,903</b>   | <b>4,397</b>   | <b>2,040.2</b> |
| <b>Alaska</b>                         |                  |                         |            |                  |          |               |          |              |                |                |                |
| Barter Island Dew Station Bar         | Air Force Active | Kaktovik                | 7          | 65,887           | 0        | 0             | 0        | 0            | 0              | 641            | 250.7          |
| Big Mountain Radio Relay Site         | Air Force Active | Iliamna                 | 0          | 0                | 0        | 0             | 0        | 0            | 0              | 402            | 53.5           |
| Birch Lake Recreation Annex           | Air Force Active | Fairbanks               | 31         | 17,974           | 0        | 0             | 0        | 0            | 0              | 51             | 10.6           |
| Blair Lake Air Force Rangeex          | Air Force Active | Fairbanks               | 3          | 31,600           | 0        | 0             | 1        | 104          | 0              | 58,962         | 36.7           |
| Cape Lisburne Long Range Radar Site   | Air Force Active | Point Hope              | 6          | 44,834           | 0        | 0             | 0        | 0            | 0              | 1,125          | 167.7          |
| Cape Newenham Long Range Radar Site   | Air Force Active | Platinum                | 5          | 42,925           | 0        | 0             | 0        | 0            | 0              | 2,359          | 176.7          |
| Cape Romanzof Long Range Radar Site   | Air Force Active | Hooper Bay              | 8          | 36,745           | 0        | 0             | 0        | 0            | 0              | 4,900          | 71.6           |
| Chena River Research Site             | Air Force Active | Fairbanks               | 2          | 420              | 0        | 0             | 0        | 0            | 2,992          | 3,788          | 85.0           |
| Clear AB                              | Air Force Active | Clear AFB               | 55         | 885,446          | 0        | 0             | 0        | 0            | 0              | 11,438         | 935.8          |
| Cold Bay Long Range Radar Site        | Air Force Active | Cold Bay                | 5          | 13,548           | 0        | 0             | 0        | 0            | 0              | 208            | 51.2           |
| Eareckson AS                          | Air Force Active | Shemya Station          | 59         | 1,135,188        | 0        | 0             | 0        | 0            | 0              | 3,520          | 2,345.8        |
| Eielson AFB                           | Air Force Active | North Pole              | 282        | 4,238,394        | 0        | 0             | 1        | 84,873       | 4,643          | 24,429         | 4,517.1        |
| Elmendorf AFB                         | Air Force Active | Elmendorf AFB           | 403        | 8,092,484        | 0        | 0             | 2        | 5,665        | 5,841          | 13,455         | 5,747.0        |
| Flaxman Island Range Radar Site       | Air Force Active | Deadhorse               | 12         | 25,438           | 0        | 0             | 0        | 0            | 0              | 605            | 104.5          |
| Fort Richardson                       | Air Force Active | Fort Richardson         | 479        | 5,770,406        | 0        | 0             | 0        | 0            | 2,136          | 60,027         | 3,808.0        |
| Fort Yukon Long Range Radar Site      | Air Force Active | Fort Yukon              | 5          | 40,803           | 0        | 0             | 0        | 0            | 0              | 84             | 28.8           |
| Haarp Research Station                | Air Force Active | Gakona                  | 23         | 14,720           | 0        | 0             | 10       | 31,174       | 5,408          | 5,408          | 83.8           |
| Indian Mountain Long Range Radar Site | Air Force Active | Hughes                  | 8          | 33,230           | 0        | 0             | 0        | 0            | 0              | 4,226          | 183.5          |
| Indian Mountain Research Site         | Air Force Active | Fairbanks               | 0          | 0                | 0        | 0             | 0        | 0            | 0              | 447            | 11.6           |
| Kalakaket Creek Radio Relay Site      | Air Force Active | Ruby                    | 0          | 0                | 0        | 0             | 0        | 0            | 0              | 316            | 32.4           |
| King Salmon Airport                   | Air Force Active | King Salmon             | 3          | 9,762            | 0        | 0             | 47       | 362,254      | 134            | 928            | 962.5          |
| Kotzebue Long Range Radar Site        | Air Force Active | Kotzebue                | 2          | 4,511            | 0        | 0             | 0        | 0            | 0              | 676            | 14.6           |
| Lonely Short Range Radar Site         | Air Force Active | Barrow                  | 0          | 0                | 0        | 0             | 12       | 27,401       | 0              | 1,082          | 169.9          |
| Nikolski Radio Relay Site             | Air Force Active | Nikolski                | 1          | 120              | 0        | 0             | 0        | 0            | 0              | 323            | 15.4           |
| North River Radio Relay Site          | Air Force Active | Unalakleet              | 0          | 0                | 0        | 0             | 0        | 0            | 0              | 144            | 23.6           |

\* US Locations that do not meet criteria of at least ten (10) Acres AND at least \$10M PRV. US Territories and Non-US Locations that do not meet criteria of at least ten (10) Acres OR at least \$10M PRV.



**DEPARTMENT OF DEFENSE - Air Force**  
**Base Structure Report - As of 30 Sept 2014**

| SITE                                  | COMPONENT        | NAME<br>NEAREST<br>CITY | BUILDINGS    |                   |          |          |           |                | ACRES<br>OWNED | TOTAL<br>ACRES   | PRV (\$M)       |
|---------------------------------------|------------------|-------------------------|--------------|-------------------|----------|----------|-----------|----------------|----------------|------------------|-----------------|
|                                       |                  |                         | OWNED        |                   | LEASED   |          | OTHER     |                |                |                  |                 |
|                                       |                  |                         | COUNT        | SQFT              | COUNT    | SQFT     | COUNT     | SQFT           |                |                  |                 |
| Oliktok Long Range Radar Site         | Air Force Active | Deadhorse               | 4            | 36,572            | 0        | 0        | 0         | 0              | 160            | 832              | 116.7           |
| Point Barrow Long Range Radar Site    | Air Force Active | Barrow                  | 0            | 0                 | 0        | 0        | 5         | 51,472         | 0              | 266              | 103.8           |
| Point Lay Long Range Radar Site       | Air Force Active | Point Lay               | 3            | 25,036            | 0        | 0        | 0         | 0              | 0              | 1,442            | 84.0            |
| Sparrevohn Long Range Radar Site      | Air Force Active | Lime Village            | 7            | 37,855            | 0        | 0        | 0         | 0              | 0              | 1,179            | 188.7           |
| Tatalina Long Range Radar Site        | Air Force Active | McGrath                 | 7            | 37,367            | 0        | 0        | 0         | 0              | 0              | 4,970            | 116.2           |
| Ted Stevens IAP                       | Air Force Guard  | Anchorage               | 35           | 422,232           | 0        | 0        | 0         | 0              | 0              | 129              | 271.6           |
| Tin City Long Range Radar Site        | Air Force Active | Wales                   | 6            | 83,453            | 0        | 0        | 0         | 0              | 37             | 723              | 195.6           |
| Wainwright Short Range Radar Site     | Air Force Active | Wainwright              | 0            | 0                 | 0        | 0        | 0         | 0              | 0              | 1,519            | 38.7            |
| Yukon Weapons Range                   | Air Force Active | Fairbanks               | 6            | 4,857             | 0        | 0        | 0         | 0              | 26             | 156              | 12.8            |
| * OTHER SITE(S) : 26                  |                  |                         | 31           | 26,726            | 0        | 0        | 0         | 0              | 16             | 11,275           | 61.6            |
| <b>Alaska Total:</b>                  |                  |                         | <b>1,498</b> | <b>21,178,533</b> | <b>0</b> | <b>0</b> | <b>78</b> | <b>562,943</b> | <b>21,393</b>  | <b>222,036</b>   | <b>21,077.8</b> |
| <b>Arizona</b>                        |                  |                         |              |                   |          |          |           |                |                |                  |                 |
| Air Force Plant 44                    | Air Force Active | Tucson                  | 71           | 1,030,468         | 0        | 0        | 0         | 0              | 2,208          | 2,215            | 270.0           |
| Davis-Monthan AFB                     | Air Force Active | Davis Monthan AFB       | 502          | 4,864,338         | 0        | 0        | 1         | 18,704         | 3,851          | 10,686           | 2,127.1         |
| Gila Bend Air Force Auxiliary Field   | Air Force Active | Gila Bend               | 41           | 143,058           | 0        | 0        | 0         | 0              | 0              | 1,886            | 117.1           |
| Luke AFB                              | Air Force Active | Luke AFB                | 350          | 3,701,764         | 0        | 0        | 0         | 0              | 2,933          | 4,833            | 1,368.1         |
| Luke Air Force Auxiliary Field 1      | Air Force Active | Wittmann                | 1            | 600               | 0        | 0        | 0         | 0              | 400            | 1,105            | 154.5           |
| Luke Waste Annex                      | Air Force Active | Glendale                | 9            | 26,014            | 0        | 0        | 0         | 0              | 0              | 46               | 16.8            |
| Sky Harbor IAP                        | Air Force Guard  | Phoenix                 | 15           | 272,010           | 0        | 0        | 0         | 0              | 0              | 60               | 96.8            |
| The Barry M Goldwater Air Force Range | Air Force Active | Gila Bend               | 9            | 8,708             | 0        | 0        | 0         | 0              | 102,689        | 1,753,512        | 173.6           |
| Tucson IAP                            | Air Force Guard  | Tucson                  | 38           | 590,585           | 0        | 0        | 1         | 3,000          | 94             | 98               | 194.0           |
| Williams AFB                          | Air Force Active | Mesa                    | 2            | 3,368             | 0        | 0        | 0         | 0              | 145            | 145              | 39.2            |
| * OTHER SITE(S) : 6                   |                  |                         | 49           | 154,616           | 0        | 0        | 0         | 0              | 31             | 61               | 61.8            |
| <b>Arizona Total:</b>                 |                  |                         | <b>1,087</b> | <b>10,795,529</b> | <b>0</b> | <b>0</b> | <b>2</b>  | <b>21,704</b>  | <b>112,351</b> | <b>1,774,647</b> | <b>4,619.0</b>  |
| <b>Arkansas</b>                       |                  |                         |              |                   |          |          |           |                |                |                  |                 |
| Fort Smith MAP                        | Air Force Guard  | Fort Smith              | 41           | 382,693           | 0        | 0        | 0         | 0              | 0              | 142              | 105.5           |
| Little Rock AFB                       | Air Force Active | Romance                 | 352          | 4,077,994         | 0        | 0        | 0         | 0              | 6,772          | 6,929            | 1,526.5         |
| * OTHER SITE(S) : 5                   |                  |                         | 26           | 13,133            | 0        | 0        | 0         | 0              | 371            | 893              | 10.3            |
| <b>Arkansas Total:</b>                |                  |                         | <b>419</b>   | <b>4,473,820</b>  | <b>0</b> | <b>0</b> | <b>0</b>  | <b>0</b>       | <b>7,143</b>   | <b>7,964</b>     | <b>1,642.3</b>  |
| <b>California</b>                     |                  |                         |              |                   |          |          |           |                |                |                  |                 |
| Air Force Plant 42                    | Air Force Active | Palmdale                | 114          | 3,417,391         | 0        | 0        | 0         | 0              | 6,131          | 6,131            | 1,732.9         |
| Beale AFB                             | Air Force Active | Beale AFB               | 254          | 2,935,085         | 0        | 0        | 0         | 0              | 22,439         | 22,451           | 2,024.4         |
| Channel Islands ANG                   | Air Force Guard  | Port Hueneme            | 22           | 344,883           | 0        | 0        | 0         | 0              | 206            | 206              | 245.2           |
| Davis Communications Annex Site 1     | Air Force Active | Davis                   | 4            | 29,524            | 0        | 0        | 0         | 0              | 160            | 160              | 25.0            |

\* US Locations that do not meet criteria of at least ten (10) Acres AND at least \$10M PRV. US Territories and Non-US Locations that do not meet criteria of at least ten (10) Acres OR at least \$10M PRV.

**DEPARTMENT OF DEFENSE - Air Force**  
**Base Structure Report - As of 30 Sept 2014**

| SITE                                   | COMPONENT         | NAME<br>NEAREST<br>CITY | BUILDINGS    |                   |          |               |           |               | ACRES<br>OWNED | TOTAL<br>ACRES | PRV (\$M)       |
|--|-------------------|-------------------------|--------------|-------------------|----------|---------------|-----------|---------------|----------------|----------------|-----------------|
|  |                   |                         | OWNED        |                   | LEASED   |               | OTHER     |               |                |                |                 |
|  |                   |                         | COUNT        | SQFT              | COUNT    | SQFT          | COUNT     | SQFT          |                |                |                 |
| Edwards AFB                            | Air Force Active  | Lancaster               | 736          | 7,192,363         | 1        | 25,913        | 3         | 10,000        | 225,561        | 307,517        | 6,174.1         |
| Fort MacArthur FH Annex                | Air Force Active  | Long Beach              | 39           | 278,670           | 0        | 0             | 0         | 0             | 111            | 193            | 114.7           |
| Fresno Yosemite International (ANG)    | Air Force Guard   | Fresno                  | 32           | 314,896           | 0        | 0             | 0         | 0             | 0              | 77             | 139.1           |
| George AFB                             | Air Force Active  | George AFB              | 49           | 528,412           | 0        | 0             | 0         | 0             | 3,739          | 4,055          | 698.9           |
| Hayward MAP (ANG)                      | Air Force Guard   | Hayward                 | 17           | 148,452           | 0        | 0             | 0         | 0             | 0              | 27             | 58.6            |
| Lincoln Communication Annex            | Air Force Active  | Lincoln                 | 2            | 16,264            | 0        | 0             | 0         | 0             | 358            | 358            | 25.3            |
| Los Angeles AFB                        | Air Force Active  | El Segundo              | 21           | 944,250           | 0        | 0             | 0         | 0             | 54             | 56             | 323.8           |
| Los Angeles Air Force Annex No.4       | Air Force Active  | Carson                  | 1            | 85,000            | 0        | 0             | 0         | 0             | 23             | 23             | 28.2            |
| March AFB                              | Air Force Active  | Riverside               | 158          | 291,780           | 1        | 400           | 1         | 26,880        | 1,543          | 1,558          | 377.1           |
| March ARB                              | Air Force Reserve | Riverside               | 206          | 2,672,946         | 0        | 0             | 0         | 0             | 2,138          | 2,386          | 1,308.5         |
| Mather AFB                             | Air Force Active  | Rancho Cordova          | 183          | 1,461,949         | 0        | 0             | 0         | 0             | 4,359          | 4,488          | 1,178.6         |
| McClellan AFB                          | Air Force Active  | McClellan AFB           | 359          | 8,755,372         | 0        | 0             | 1         | 16,000        | 2,777          | 2,873          | 3,297.4         |
| McClellan FH Annex                     | Air Force Active  | McClellan AFB           | 284          | 606,347           | 0        | 0             | 0         | 0             | 7              | 12             | 147.5           |
| Moffett Field Site 1                   | Air Force Guard   | Moffett Field           | 24           | 249,565           | 0        | 0             | 0         | 0             | 112            | 112            | 106.1           |
| Norwalk                                | Air Force Reserve | Norwalk                 | 10           | 7,837             | 0        | 0             | 0         | 0             | 47             | 55             | 180.6           |
| Ozol Defense Fuel Support Point        | Air Force Active  | Martinez                | 5            | 4,538             | 0        | 0             | 0         | 0             | 54             | 75             | 140.2           |
| Pillar Point AFS                       | Air Force Active  | Half Moon Bay           | 13           | 20,524            | 0        | 0             | 0         | 0             | 55             | 55             | 13.7            |
| Point Arena AFS                        | Air Force Active  | Point Arena             | 47           | 92,706            | 0        | 0             | 0         | 0             | 74             | 83             | 40.6            |
| San Diego ANGS                         | Air Force Guard   | San Diego               | 2            | 31,816            | 0        | 0             | 0         | 0             | 24             | 24             | 10.6            |
| Sepulveda National Guard Station       | Air Force Guard   | Los Angeles             | 4            | 48,796            | 0        | 0             | 0         | 0             | 26             | 26             | 18.1            |
| Travis 1                               | Air Force Active  | Fairfield               | 2            | 516               | 0        | 0             | 0         | 0             | 7              | 17             | 17.8            |
| Travis AFB                             | Air Force Active  | Fairfield               | 373          | 6,461,804         | 0        | 0             | 0         | 0             | 5,130          | 6,445          | 3,714.6         |
| Travis Annex 2                         | Air Force Active  | Vacaville               | 12           | 23,421            | 0        | 0             | 0         | 0             | 206            | 206            | 17.3            |
| Tulelake Radar Site                    | Air Force Active  | Tulelake                | 4            | 17,140            | 0        | 0             | 0         | 0             | 0              | 928            | 26.7            |
| USMC Marine Corp Site 3                | Air Force Guard   | Fresno                  | 10           | 51,185            | 0        | 0             | 0         | 0             | 0              | 15             | 19.7            |
| Vandenberg AFB                         | Air Force Active  | Lompoc                  | 641          | 6,447,368         | 0        | 0             | 3         | 15,506        | 98,415         | 118,312        | 4,007.2         |
| <b>* OTHER SITE(S) : 45</b>            |                   |                         | 113          | 504,283           | 1        | 3,631         | 3         | 11,123        | 706            | 9,203          | 304.8           |
| <b>California Total:</b>               |                   |                         | <b>3,741</b> | <b>43,985,083</b> | <b>3</b> | <b>29,944</b> | <b>11</b> | <b>79,509</b> | <b>374,461</b> | <b>488,125</b> | <b>26,517.2</b> |
| <b>Colorado</b>                        |                   |                         |              |                   |          |               |           |               |                |                |                 |
| Buckley AFB                            | Air Force Active  | Aurora                  | 198          | 3,409,750         | 0        | 0             | 0         | 0             | 3,399          | 4,224          | 1,253.8         |
| Cheyenne Mountain AFS                  | Air Force Active  | Colorado Springs        | 63           | 668,598           | 0        | 0             | 0         | 0             | 411            | 566            | 267.6           |
| Fort Carson Weapons Range              | Air Force Guard   | Colorado Springs        | 4            | 8,144             | 0        | 0             | 0         | 0             | 0              | 3,110          | 15.8            |
| Greeley ANGS                           | Air Force Guard   | Greeley                 | 8            | 59,769            | 0        | 0             | 0         | 0             | 0              | 17             | 20.3            |
| Peterson AFB                           | Air Force Active  | Colorado Springs        | 162          | 3,349,091         | 33       | 316,741       | 0         | 0             | 218            | 1,457          | 1,331.1         |
| Schriever AFB                          | Air Force Active  | Colorado Springs        | 73           | 2,067,242         | 0        | 0             | 0         | 0             | 3,202          | 5,634          | 806.9           |
| The Farish Memorial Recreational Annex | Air Force Active  | Calhan                  | 18           | 19,251            | 0        | 0             | 0         | 0             | 652            | 663            | 18.1            |

\* US Locations that do not meet criteria of at least ten (10) Acres AND at least \$10M PRV. US Territories and Non-US Locations that do not meet criteria of at least ten (10) Acres OR at least \$10M PRV.

**DEPARTMENT OF DEFENSE - Air Force**  
**Base Structure Report - As of 30 Sept 2014**

| SITE                                 | COMPONENT         | NAME<br>NEAREST<br>CITY | BUILDINGS  |                   |           |                |           |                | ACRES<br>OWNED | TOTAL<br>ACRES | PRV (\$M)      |
|--------------------------------------|-------------------|-------------------------|------------|-------------------|-----------|----------------|-----------|----------------|----------------|----------------|----------------|
|                                      |                   |                         | OWNED      |                   | LEASED    |                | OTHER     |                |                |                |                |
|                                      |                   |                         | COUNT      | SQFT              | COUNT     | SQFT           | COUNT     | SQFT           |                |                |                |
| USAF Academy                         | Air Force Active  | Air Force Academy       | 261        | 5,885,345         | 0         | 0              | 11        | 40,084         | 44,230         | 53,276         | 3,025.9        |
| USAF Academy Auxiliary Airfield      | Air Force Active  | Calhan                  | 1          | 1,651             | 0         | 0              | 0         | 0              | 0              | 197            | 13.2           |
| * OTHER SITE(S) : 62                 |                   |                         | 138        | 807,956           | 1         | 15,847         | 2         | 30,602         | 92             | 6,594          | 713.6          |
| <b>Colorado Total:</b>               |                   |                         | <b>926</b> | <b>16,276,797</b> | <b>34</b> | <b>332,588</b> | <b>13</b> | <b>70,686</b>  | <b>52,204</b>  | <b>75,739</b>  | <b>7,466.3</b> |
| <b>Connecticut</b>                   |                   |                         |            |                   |           |                |           |                |                |                |                |
| Bradley IAP                          | Air Force Guard   | East Granby             | 31         | 345,654           | 0         | 0              | 0         | 0              | 0              | 148            | 155.3          |
| Orange ANG Communications Station    | Air Force Guard   | Orange                  | 4          | 56,476            | 0         | 0              | 0         | 0              | 21             | 29             | 19.8           |
| <b>Connecticut Total:</b>            |                   |                         | <b>35</b>  | <b>402,130</b>    | <b>0</b>  | <b>0</b>       | <b>0</b>  | <b>0</b>       | <b>21</b>      | <b>176</b>     | <b>175.1</b>   |
| <b>Delaware</b>                      |                   |                         |            |                   |           |                |           |                |                |                |                |
| Dover AFB                            | Air Force Active  | Dover                   | 207        | 3,707,084         | 0         | 0              | 9         | 223,460        | 3,218          | 3,824          | 1,915.4        |
| New Castle County Airport            | Air Force Guard   | New Castle              | 45         | 389,002           | 0         | 0              | 0         | 0              | 0              | 80             | 207.4          |
| * OTHER SITE(S) : 2                  |                   |                         | 0          | 0                 | 0         | 0              | 0         | 0              | 2              | 3              | 0.0            |
| <b>Delaware Total:</b>               |                   |                         | <b>252</b> | <b>4,096,086</b>  | <b>0</b>  | <b>0</b>       | <b>9</b>  | <b>223,460</b> | <b>3,220</b>   | <b>3,907</b>   | <b>2,122.8</b> |
| <b>Florida</b>                       |                   |                         |            |                   |           |                |           |                |                |                |                |
| Arbuckle Airfield                    | Air Force Active  | Avon Park               | 40         | 246,336           | 0         | 0              | 0         | 0              | 5,145          | 5,147          | 143.1          |
| Avon Park AF Range                   | Air Force Active  | Avon Park               | 7          | 6,369             | 0         | 0              | 0         | 0              | 100,929        | 100,929        | 34.2           |
| Camp Blanding                        | Air Force Guard   | Starke                  | 23         | 125,675           | 0         | 0              | 0         | 0              | 0              | 219            | 28.0           |
| Cape Canaveral AFS                   | Air Force Active  | Cape Canaveral AFS      | 535        | 3,810,698         | 0         | 0              | 0         | 0              | 15,383         | 16,239         | 1,569.2        |
| Cape San Blas Tracking Annex D-3     | Air Force Active  | Port St Joe             | 14         | 33,063            | 0         | 0              | 0         | 0              | 831            | 831            | 13.3           |
| Eglin AFB                            | Air Force Active  | Eglin AFB               | 1,059      | 9,997,239         | 0         | 0              | 21        | 214,497        | 319,078        | 449,415        | 4,894.8        |
| Eglin AFB Auxiliary Field 3          | Air Force Active  | Crestview               | 89         | 680,774           | 0         | 0              | 3         | 65,159         | 1,512          | 1,946          | 429.4          |
| Eglin AFB Auxiliary Field 6          | Air Force Active  | Holt                    | 43         | 158,651           | 0         | 0              | 5         | 18,379         | 832            | 855            | 128.7          |
| Eglin Afb Site 2 (Santa Rosa Island) | Air Force Active  | Ft Walton Beach         | 51         | 119,395           | 0         | 0              | 0         | 0              | 0              | 3,170          | 73.8           |
| Homestead AFB                        | Air Force Reserve | Homestead               | 1          | 93,202            | 0         | 0              | 0         | 0              | 12             | 12             | 19.6           |
| Homestead ARB                        | Air Force Reserve | Homestead               | 128        | 1,117,994         | 0         | 0              | 0         | 0              | 1,981          | 2,430          | 616.9          |
| Hurlburt Field                       | Air Force Active  | Mary Esther             | 366        | 4,786,598         | 0         | 0              | 0         | 0              | 6,341          | 6,341          | 1,470.3        |
| Jacksonville IAP                     | Air Force Guard   | Jacksonville            | 41         | 378,302           | 0         | 0              | 0         | 0              | 0              | 342            | 108.5          |
| Jonathan Dickinson Tracking Annex    | Air Force Active  | Hobe Sound              | 11         | 27,272            | 0         | 0              | 0         | 0              | 0              | 11             | 13.7           |
| Kennedy Space Center Communications  | Air Force Active  | Cape Canaveral          | 49         | 96,150            | 0         | 0              | 1         | 231            | 0              | 57             | 34.9           |
| Lynn Haven Defense Fuel Sup          | Air Force Active  | Lynn Haven              | 9          | 12,715            | 0         | 0              | 0         | 0              | 203            | 203            | 46.4           |
| MacDill AFB                          | Air Force Active  | Tampa                   | 294        | 4,992,717         | 0         | 0              | 5         | 77,056         | 5,633          | 5,866          | 1,852.4        |
| Malabar Transmitter Annex            | Air Force Active  | Palm Bay                | 9          | 34,909            | 0         | 0              | 0         | 0              | 640            | 640            | 10.9           |
| Patrick AFB                          | Air Force Active  | Patrick AFB             | 278        | 3,122,507         | 0         | 0              | 1         | 610            | 2,089          | 2,324          | 1,064.4        |
| Tyndall AFB                          | Air Force Active  | Panama City             | 450        | 4,020,052         | 0         | 0              | 25        | 134,483        | 26,562         | 28,824         | 1,637.2        |

\* US Locations that do not meet criteria of at least ten (10) Acres AND at least \$10M PRV. US Territories and Non-US Locations that do not meet criteria of at least ten (10) Acres OR at least \$10M PRV.

**DEPARTMENT OF DEFENSE - Air Force**  
**Base Structure Report - As of 30 Sept 2014**

| SITE                                   | COMPONENT         | NAME<br>NEAREST<br>CITY | BUILDINGS    |                   |          |               |           |                | ACRES<br>OWNED | TOTAL<br>ACRES | PRV (\$M)       |
|--|-------------------|-------------------------|--------------|-------------------|----------|---------------|-----------|----------------|----------------|----------------|-----------------|
|  |                   |                         | OWNED        |                   | LEASED   |               | OTHER     |                |                |                |                 |
|  |                   |                         | COUNT        | SQFT              | COUNT    | SQFT          | COUNT     | SQFT           |                |                |                 |
| * OTHER SITE(S) : 44                   |                   |                         | 23           | 21,597            | 2        | 18,843        | 0         | 0              | 42             | 958            | 17.8            |
| <b>Florida Total:</b>                  |                   |                         | <b>3,520</b> | <b>33,882,215</b> | <b>2</b> | <b>18,843</b> | <b>61</b> | <b>510,415</b> | <b>487,214</b> | <b>626,759</b> | <b>14,207.3</b> |
| <b>Georgia</b>                         |                   |                         |              |                   |          |               |           |                |                |                |                 |
| Air Force Plant 6                      | Air Force Active  | Marietta                | 102          | 6,459,736         | 0        | 0             | 0         | 0              | 755            | 755            | 1,406.7         |
| Dobbins ARB                            | Air Force Reserve | Marietta                | 109          | 1,181,126         | 0        | 0             | 1         | 192            | 1,666          | 1,913          | 475.0           |
| Glynco ANGS                            | Air Force Guard   | Brunswick               | 2            | 60,419            | 0        | 0             | 0         | 0              | 0              | 14             | 15.0            |
| Hunter ANGS 2                          | Air Force Guard   | Savannah                | 11           | 55,729            | 0        | 0             | 0         | 0              | 18             | 18             | 13.8            |
| Moody AFB                              | Air Force Active  | Moody AFB               | 326          | 2,970,730         | 0        | 0             | 0         | 0              | 5,118          | 5,521          | 1,051.5         |
| Robins AFB                             | Air Force Active  | Robins AFB              | 513          | 13,696,242        | 0        | 0             | 2         | 203,028        | 6,779          | 6,935          | 3,813.0         |
| Savannah/Hilton Head IAP               | Air Force Guard   | Garden City             | 60           | 665,364           | 0        | 0             | 0         | 0              | 0              | 207            | 167.9           |
| Savannah/Hilton Head IAP Site 4        | Air Force Guard   | Garden City             | 14           | 74,805            | 0        | 0             | 0         | 0              | 0              | 49             | 21.8            |
| * OTHER SITE(S) : 11                   |                   |                         | 88           | 63,376            | 8        | 39,003        | 0         | 0              | 6,598          | 6,688          | 43.7            |
| <b>Georgia Total:</b>                  |                   |                         | <b>1,225</b> | <b>25,227,527</b> | <b>8</b> | <b>39,003</b> | <b>3</b>  | <b>203,220</b> | <b>20,934</b>  | <b>22,100</b>  | <b>7,008.3</b>  |
| <b>Hawaii</b>                          |                   |                         |              |                   |          |               |           |                |                |                |                 |
| Barking Sands Communications Station   | Air Force Guard   | Kekaha                  | 4            | 31,016            | 0        | 0             | 0         | 0              | 0              | 11             | 22.9            |
| Bellows AFS                            | Air Force Active  | Kailua                  | 100          | 142,065           | 0        | 0             | 0         | 0              | 409            | 486            | 190.2           |
| Kaena Point Satellite Tracking Station | Air Force Active  | Waianae                 | 29           | 73,598            | 0        | 0             | 0         | 0              | 0              | 153            | 73.9            |
| * OTHER SITE(S) : 17                   |                   |                         | 47           | 238,228           | 0        | 0             | 9         | 69,151         | 6              | 622            | 239.0           |
| <b>Hawaii Total:</b>                   |                   |                         | <b>180</b>   | <b>484,907</b>    | <b>0</b> | <b>0</b>      | <b>9</b>  | <b>69,151</b>  | <b>415</b>     | <b>1,272</b>   | <b>526.0</b>    |
| <b>Idaho</b>                           |                   |                         |              |                   |          |               |           |                |                |                |                 |
| Boise Air Terminal (ANG)               | Air Force Guard   | Boise                   | 173          | 1,662,765         | 0        | 0             | 1         | 12,960         | 0              | 354            | 621.2           |
| Mountain Home AFB                      | Air Force Active  | Mountain Home           | 445          | 3,242,510         | 0        | 0             | 2         | 58,850         | 2,250          | 6,850          | 2,215.4         |
| Saylor Creek Air Force Range           | Air Force Active  | Bruneau                 | 5            | 10,918            | 0        | 0             | 0         | 0              | 640            | 109,466        | 23.7            |
| * OTHER SITE(S) : 41                   |                   |                         | 31           | 27,109            | 0        | 0             | 0         | 0              | 0              | 18,247         | 34.6            |
| <b>Idaho Total:</b>                    |                   |                         | <b>654</b>   | <b>4,943,302</b>  | <b>0</b> | <b>0</b>      | <b>3</b>  | <b>71,810</b>  | <b>2,890</b>   | <b>134,917</b> | <b>2,895.0</b>  |
| <b>Illinois</b>                        |                   |                         |              |                   |          |               |           |                |                |                |                 |
| Capital Airport                        | Air Force Guard   | Springfield             | 30           | 328,843           | 0        | 0             | 0         | 0              | 0              | 95             | 137.4           |
| Chanute AFB                            | Air Force Active  | Rantoul                 | 89           | 1,145,623         | 0        | 0             | 0         | 0              | 1,343          | 1,343          | 669.5           |
| Greater Peoria Regional Airport        | Air Force Guard   | Peoria                  | 33           | 429,193           | 0        | 0             | 0         | 0              | 0              | 714            | 212.9           |
| Scott AFB                              | Air Force Active  | Belleville              | 280          | 4,824,189         | 0        | 0             | 3         | 15,817         | 2,881          | 3,638          | 1,849.2         |
| * OTHER SITE(S) : 6                    |                   |                         | 1            | 3,519             | 3        | 12,925        | 0         | 0              | 37             | 43             | 7.4             |

\* US Locations that do not meet criteria of at least ten (10) Acres AND at least \$10M PRV. US Territories and Non-US Locations that do not meet criteria of at least ten (10) Acres OR at least \$10M PRV.

**DEPARTMENT OF DEFENSE - Air Force**  
**Base Structure Report - As of 30 Sept 2014**

| SITE                                      | COMPONENT         | NAME<br>NEAREST<br>CITY      | BUILDINGS  |                  |          |                |          |               | ACRES<br>OWNED | TOTAL<br>ACRES | PRV (\$M)      |
|---|-------------------|------------------------------|------------|------------------|----------|----------------|----------|---------------|----------------|----------------|----------------|
|   |                   |                              | OWNED      |                  | LEASED   |                | OTHER    |               |                |                |                |
|   |                   |                              | COUNT      | SQFT             | COUNT    | SQFT           | COUNT    | SQFT          |                |                |                |
|   |                   | <b>Illinois Total:</b>       | <b>433</b> | <b>6,731,367</b> | <b>3</b> | <b>12,925</b>  | <b>3</b> | <b>15,817</b> | <b>4,261</b>   | <b>5,833</b>   | <b>2,876.5</b> |
| <b>Indiana</b>                            |                   |                              |            |                  |          |                |          |               |                |                |                |
| Grissom AFB                               | Air Force Active  | Logansport                   | 21         | 241,797          | 0        | 0              | 0        | 0             | 1,020          | 1,098          | 119.9          |
| Grissom ARB                               | Air Force Reserve | Logansport                   | 93         | 1,063,723        | 0        | 0              | 0        | 0             | 1,410          | 1,791          | 572.4          |
| Hulman Fld                                | Air Force Guard   | Terre Haute                  | 39         | 305,903          | 0        | 0              | 0        | 0             | 37             | 121            | 94.8           |
| <b>* OTHER SITE(S) : 9</b>                |                   |                              | <b>49</b>  | <b>453,534</b>   | <b>0</b> | <b>0</b>       | <b>0</b> | <b>0</b>      | <b>0</b>       | <b>1,234</b>   | <b>208.3</b>   |
|   |                   | <b>Indiana Total:</b>        | <b>202</b> | <b>2,064,957</b> | <b>0</b> | <b>0</b>       | <b>0</b> | <b>0</b>      | <b>2,467</b>   | <b>4,244</b>   | <b>995.4</b>   |
| <b>Iowa</b>                               |                   |                              |            |                  |          |                |          |               |                |                |                |
| Des Moines IAP                            | Air Force Guard   | Des Moines                   | 32         | 235,938          | 4        | 177,754        | 0        | 0             | 0              | 171            | 138.2          |
| Fort Dodge ANG                            | Air Force Guard   | Fort Dodge                   | 6          | 37,244           | 0        | 0              | 0        | 0             | 0              | 13             | 12.1           |
| Sioux Gateway Apt/Col Bud Day Field (ANG) | Air Force Guard   | Sioux City                   | 37         | 414,607          | 0        | 0              | 0        | 0             | 0              | 269            | 156.4          |
| <b>* OTHER SITE(S) : 3</b>                |                   |                              | <b>4</b>   | <b>25,425</b>    | <b>0</b> | <b>0</b>       | <b>0</b> | <b>0</b>      | <b>16</b>      | <b>16</b>      | <b>11.1</b>    |
|   |                   | <b>Iowa Total:</b>           | <b>79</b>  | <b>713,214</b>   | <b>4</b> | <b>177,754</b> | <b>0</b> | <b>0</b>      | <b>16</b>      | <b>469</b>     | <b>317.7</b>   |
| <b>Johnston Atoll</b>                     |                   |                              |            |                  |          |                |          |               |                |                |                |
| Johnston Atoll Airfield                   | Air Force Active  | Johnston Atoll               | 72         | 295,161          | 0        | 0              | 0        | 0             | 684            | 684            | 680.9          |
|   |                   | <b>Johnston Atoll Total:</b> | <b>72</b>  | <b>295,161</b>   | <b>0</b> | <b>0</b>       | <b>0</b> | <b>0</b>      | <b>684</b>     | <b>684</b>     | <b>680.9</b>   |
| <b>Kansas</b>                             |                   |                              |            |                  |          |                |          |               |                |                |                |
| Forbes Field (ANG)                        | Air Force Guard   | Topeka                       | 32         | 502,143          | 0        | 0              | 0        | 0             | 192            | 215            | 185.7          |
| McConnell AFB                             | Air Force Active  | Wichita                      | 207        | 3,196,889        | 0        | 0              | 0        | 0             | 2,682          | 3,606          | 1,399.8        |
| Smoky Hill ANG Range                      | Air Force Guard   | Salina                       | 38         | 98,672           | 0        | 0              | 0        | 0             | 33,878         | 33,878         | 87.3           |
| <b>* OTHER SITE(S) : 7</b>                |                   |                              | <b>7</b>   | <b>196,250</b>   | <b>0</b> | <b>0</b>       | <b>0</b> | <b>0</b>      | <b>101</b>     | <b>348</b>     | <b>46.7</b>    |
|   |                   | <b>Kansas Total:</b>         | <b>284</b> | <b>3,993,954</b> | <b>0</b> | <b>0</b>       | <b>0</b> | <b>0</b>      | <b>36,853</b>  | <b>38,047</b>  | <b>1,719.5</b> |
| <b>Kentucky</b>                           |                   |                              |            |                  |          |                |          |               |                |                |                |
| Louisville IAP-Standiford                 | Air Force Guard   | Louisville                   | 11         | 362,886          | 0        | 0              | 0        | 0             | 0              | 81             | 94.4           |
| <b>* OTHER SITE(S) : 1</b>                |                   |                              | <b>3</b>   | <b>37,910</b>    | <b>0</b> | <b>0</b>       | <b>0</b> | <b>0</b>      | <b>0</b>       | <b>0</b>       | <b>10.9</b>    |
|   |                   | <b>Kentucky Total:</b>       | <b>14</b>  | <b>400,796</b>   | <b>0</b> | <b>0</b>       | <b>0</b> | <b>0</b>      | <b>0</b>       | <b>81</b>      | <b>105.2</b>   |
| <b>Louisiana</b>                          |                   |                              |            |                  |          |                |          |               |                |                |                |
| Barksdale AFB                             | Air Force Active  | Barksdale AFB                | 430        | 5,006,582        | 0        | 0              | 0        | 0             | 21,945         | 22,504         | 1,738.9        |
| NAS JRB New Orleans                       | Air Force Guard   | New Orleans                  | 48         | 403,799          | 0        | 0              | 0        | 0             | 0              | 89             | 111.2          |
| <b>* OTHER SITE(S) : 7</b>                |                   |                              | <b>21</b>  | <b>111,843</b>   | <b>0</b> | <b>0</b>       | <b>3</b> | <b>16,671</b> | <b>11</b>      | <b>7,853</b>   | <b>36.8</b>    |

\* US Locations that do not meet criteria of at least ten (10) Acres AND at least \$10M PRV. US Territories and Non-US Locations that do not meet criteria of at least ten (10) Acres OR at least \$10M PRV.

**DEPARTMENT OF DEFENSE - Air Force**  
**Base Structure Report - As of 30 Sept 2014**

| SITE                            | COMPONENT         | NAME<br>NEAREST<br>CITY | BUILDINGS  |                  |            |                  |          |                | ACRES<br>OWNED | TOTAL<br>ACRES | PRV (\$M)      |
|---------------------------------|-------------------|-------------------------|------------|------------------|------------|------------------|----------|----------------|----------------|----------------|----------------|
|                                 |                   |                         | OWNED      |                  | LEASED     |                  | OTHER    |                |                |                |                |
|                                 |                   |                         | COUNT      | SQFT             | COUNT      | SQFT             | COUNT    | SQFT           |                |                |                |
| <b>Louisiana Total:</b>         |                   |                         | <b>499</b> | <b>5,522,224</b> | <b>0</b>   | <b>0</b>         | <b>3</b> | <b>16,671</b>  | <b>21,956</b>  | <b>30,446</b>  | <b>1,886.8</b> |
| <b>Maine</b>                    |                   |                         |            |                  |            |                  |          |                |                |                |                |
| Bangor IAP                      | Air Force Guard   | Bangor                  | 19         | 355,792          | 0          | 0                | 0        | 0              | 122            | 134            | 120.4          |
| Bangor Lease Land Site 4        | Air Force Guard   | Bangor                  | 16         | 113,792          | 0          | 0                | 1        | 504            | 0              | 159            | 62.6           |
| DFAS Annex                      | Air Force Active  | Limestone               | 0          | 0                | 1          | 142,400          | 0        | 0              | 0              | 16             | 43.7           |
| South Portland ANG5             | Air Force Guard   | South Portland          | 9          | 55,975           | 0          | 0                | 0        | 0              | 0              | 12             | 15.2           |
| * OTHER SITE(S) : 3             |                   |                         | 6          | 72,305           | 0          | 0                | 0        | 0              | 0              | 0              | 18.5           |
| <b>Maine Total:</b>             |                   |                         | <b>50</b>  | <b>597,864</b>   | <b>1</b>   | <b>142,400</b>   | <b>1</b> | <b>504</b>     | <b>122</b>     | <b>321</b>     | <b>260.3</b>   |
| <b>Maryland</b>                 |                   |                         |            |                  |            |                  |          |                |                |                |                |
| Andrews AFB                     | Air Force Active  | Andrews AFB             | 345        | 6,580,791        | 0          | 0                | 1        | 2,800          | 4,996          | 5,008          | 2,588.9        |
| Brandywine Globecom Annex       | Air Force Active  | Brandywine              | 4          | 3,944            | 0          | 0                | 0        | 0              | 1,640          | 1,640          | 28.6           |
| Governors Bridge Globecom Annex | Air Force Active  | Davidsonville           | 2          | 26,540           | 0          | 0                | 0        | 0              | 864            | 864            | 28.2           |
| Martin State Apt                | Air Force Guard   | Middle River            | 50         | 449,437          | 0          | 0                | 0        | 0              | 0              | 175            | 153.8          |
| Summerfield FH Site 1           | Air Force Active  | Landover                | 0          | 0                | 194        | 1,942,174        | 0        | 0              | 0              | 234            | 358.2          |
| * OTHER SITE(S) : 6             |                   |                         | 18         | 17,433           | 1          | 4,471            | 3        | 105,164        | 22             | 24             | 36.4           |
| <b>Maryland Total:</b>          |                   |                         | <b>419</b> | <b>7,078,145</b> | <b>195</b> | <b>1,946,645</b> | <b>4</b> | <b>107,964</b> | <b>7,522</b>   | <b>7,945</b>   | <b>3,194.1</b> |
| <b>Massachusetts</b>            |                   |                         |            |                  |            |                  |          |                |                |                |                |
| Barnes MAP (ANG)                | Air Force Guard   | Westfield               | 53         | 426,173          | 0          | 0                | 0        | 0              | 3              | 373            | 213.3          |
| Cape Cod AS                     | Air Force Active  | Bourne                  | 16         | 109,722          | 0          | 0                | 0        | 0              | 0              | 101            | 53.1           |
| Hanscom AFB                     | Air Force Active  | Bedford                 | 136        | 3,794,326        | 0          | 0                | 2        | 211,176        | 527            | 846            | 1,782.4        |
| Otis ANGB                       | Air Force Guard   | Mashpee                 | 109        | 958,035          | 0          | 0                | 0        | 0              | 1,353          | 4,026          | 711.2          |
| Westover ARB                    | Air Force Reserve | Chicopee                | 123        | 1,653,489        | 0          | 0                | 0        | 0              | 2,123          | 2,193          | 971.9          |
| * OTHER SITE(S) : 7             |                   |                         | 50         | 135,669          | 0          | 0                | 1        | 960            | 85             | 284            | 40.0           |
| <b>Massachusetts Total:</b>     |                   |                         | <b>487</b> | <b>7,077,414</b> | <b>0</b>   | <b>0</b>         | <b>3</b> | <b>212,136</b> | <b>4,091</b>   | <b>7,822</b>   | <b>3,771.8</b> |
| <b>Michigan</b>                 |                   |                         |            |                  |            |                  |          |                |                |                |                |
| Alpena County Regional Airport  | Air Force Guard   | Alpena                  | 93         | 483,658          | 0          | 0                | 0        | 0              | 0              | 657            | 213.1          |
| Batt West Property Site 2       | Air Force Guard   | Battle Creek            | 7          | 64,724           | 0          | 0                | 0        | 0              | 0              | 159            | 15.3           |
| Selfridge ANGB                  | Air Force Guard   | Mount Clemens           | 251        | 2,401,980        | 0          | 0                | 0        | 0              | 3,079          | 3,593          | 1,163.7        |
| W K Kellogg Airport             | Air Force Guard   | Battle Creek            | 28         | 340,304          | 0          | 0                | 0        | 0              | 0              | 140            | 132.3          |
| W.K. KELLOGG SOUTH RAMP         | Air Force Guard   | Battle Creek            | 0          | 0                | 0          | 0                | 0        | 0              | 0              | 16             | 18.0           |
| * OTHER SITE(S) : 6             |                   |                         | 10         | 32,955           | 0          | 0                | 0        | 0              | 39             | 74             | 24.3           |
| <b>Michigan Total:</b>          |                   |                         | <b>389</b> | <b>3,323,621</b> | <b>0</b>   | <b>0</b>         | <b>0</b> | <b>0</b>       | <b>3,118</b>   | <b>4,638</b>   | <b>1,566.7</b> |

\* US Locations that do not meet criteria of at least ten (10) Acres AND at least \$10M PRV. US Territories and Non-US Locations that do not meet criteria of at least ten (10) Acres OR at least \$10M PRV.

**DEPARTMENT OF DEFENSE - Air Force**  
**Base Structure Report - As of 30 Sept 2014**

| SITE                                   | COMPONENT         | NAME<br>NEAREST<br>CITY | BUILDINGS  |                   |           |                |          |               | ACRES<br>OWNED | TOTAL<br>ACRES | PRV (\$M)      |
|--|-------------------|-------------------------|------------|-------------------|-----------|----------------|----------|---------------|----------------|----------------|----------------|
|  |                   |                         | OWNED      |                   | LEASED    |                | OTHER    |               |                |                |                |
|  |                   |                         | COUNT      | SQFT              | COUNT     | SQFT           | COUNT    | SQFT          |                |                |                |
| <b>Minnesota</b>                       |                   |                         |            |                   |           |                |          |               |                |                |                |
| Duluth IAP                             | Air Force Guard   | Duluth                  | 34         | 370,050           | 0         | 0              | 0        | 0             | 1              | 318            | 170.7          |
| Minneapolis-St Paul                    | Air Force Reserve | Minneapolis             | 88         | 1,123,629         | 0         | 0              | 0        | 0             | 215            | 246            | 441.2          |
| * OTHER SITE(S) : 7                    |                   |                         | 11         | 79,244            | 0         | 0              | 0        | 0             | 33             | 34             | 25.2           |
| <b>Minnesota Total:</b>                |                   |                         | <b>133</b> | <b>1,572,923</b>  | <b>0</b>  | <b>0</b>       | <b>0</b> | <b>0</b>      | <b>249</b>     | <b>598</b>     | <b>637.0</b>   |
| <b>Mississippi</b>                     |                   |                         |            |                   |           |                |          |               |                |                |                |
| Camp Shelby Assault Runway             | Air Force Guard   | Camp Shelby             | 2          | 9,713             | 0         | 0              | 0        | 0             | 0              | 182            | 17.3           |
| Columbus AFB                           | Air Force Active  | Columbus                | 173        | 1,658,440         | 0         | 0              | 0        | 0             | 4,411          | 4,919          | 771.0          |
| Columbus Auxiliary Airfield            | Air Force Active  | Shuqualak               | 5          | 8,480             | 0         | 0              | 0        | 0             | 895            | 1,061          | 32.5           |
| Gulfport-Biloxi Regional Airport (ANG) | Air Force Guard   | Gulfport                | 53         | 504,168           | 0         | 0              | 0        | 0             | 11             | 256            | 119.8          |
| Jackson IAP, Thompson Field            | Air Force Guard   | Flowood                 | 30         | 535,763           | 0         | 0              | 0        | 0             | 0              | 140            | 154.0          |
| Keesler AFB                            | Air Force Active  | Biloxi                  | 228        | 6,919,640         | 0         | 0              | 2        | 4,870         | 1,597          | 1,670          | 1,835.8        |
| Key Field                              | Air Force Guard   | Meridian                | 38         | 404,465           | 0         | 0              | 0        | 0             | 0              | 128            | 198.4          |
| * OTHER SITE(S) : 15                   |                   |                         | 51         | 91,910            | 0         | 0              | 1        | 5,193         | 349            | 454            | 56.0           |
| <b>Mississippi Total:</b>              |                   |                         | <b>580</b> | <b>10,132,579</b> | <b>0</b>  | <b>0</b>       | <b>3</b> | <b>10,063</b> | <b>7,263</b>   | <b>8,810</b>   | <b>3,184.8</b> |
| <b>Missouri</b>                        |                   |                         |            |                   |           |                |          |               |                |                |                |
| Fort Leonard Wood Range                | Air Force Guard   | Laquey                  | 2          | 6,449             | 0         | 0              | 1        | 7,500         | 0              | 305            | 14.2           |
| Jefferson Barracks ANG                 | Air Force Guard   | Jefferson Barracks      | 4          | 941               | 31        | 380,837        | 0        | 0             | 0              | 135            | 111.0          |
| Lambert-St Louis                       | Air Force Guard   | St. Louis               | 17         | 100,861           | 0         | 0              | 0        | 0             | 25             | 48             | 33.1           |
| NGA Arnold Site                        | Air Force Active  | Arnold                  | 3          | 244,080           | 0         | 0              | 0        | 0             | 34             | 36             | 57.2           |
| Rosecrans MAP (139AG)                  | Air Force Guard   | St. Joseph              | 39         | 330,346           | 0         | 0              | 0        | 0             | 54             | 484            | 124.7          |
| St Louis AFS                           | Air Force Active  | St. Louis               | 15         | 740,037           | 0         | 0              | 0        | 0             | 25             | 25             | 147.6          |
| Whiteman AFB                           | Air Force Active  | Whiteman AFB            | 343        | 3,932,364         | 0         | 0              | 0        | 0             | 4,948          | 6,496          | 2,389.2        |
| * OTHER SITE(S) : 8                    |                   |                         | 17         | 223,401           | 0         | 0              | 0        | 0             | 0              | 0              | 66.8           |
| <b>Missouri Total:</b>                 |                   |                         | <b>440</b> | <b>5,578,479</b>  | <b>31</b> | <b>380,837</b> | <b>1</b> | <b>7,500</b>  | <b>5,086</b>   | <b>7,529</b>   | <b>2,943.8</b> |
| <b>Montana</b>                         |                   |                         |            |                   |           |                |          |               |                |                |                |
| Great Falls IAP                        | Air Force Guard   | Great Falls             | 37         | 406,538           | 0         | 0              | 0        | 0             | 0              | 139            | 144.5          |
| Malmstrom AFB                          | Air Force Active  | Malmstrom AFB           | 221        | 2,962,226         | 0         | 0              | 0        | 0             | 3,189          | 3,628          | 1,429.5        |
| * OTHER SITE(S) : 234                  |                   |                         | 271        | 309,692           | 2         | 56             | 0        | 0             | 714            | 25,292         | 1,726.3        |
| <b>Montana Total:</b>                  |                   |                         | <b>529</b> | <b>3,678,456</b>  | <b>2</b>  | <b>56</b>      | <b>0</b> | <b>0</b>      | <b>3,902</b>   | <b>29,059</b>  | <b>3,300.3</b> |
| <b>Nebraska</b>                        |                   |                         |            |                   |           |                |          |               |                |                |                |
| Lincoln MAP                            | Air Force Guard   | Overbrook               | 23         | 349,206           | 0         | 0              | 0        | 0             | 97             | 114            | 117.3          |

\* US Locations that do not meet criteria of at least ten (10) Acres AND at least \$10M PRV. US Territories and Non-US Locations that do not meet criteria of at least ten (10) Acres OR at least \$10M PRV.

**DEPARTMENT OF DEFENSE - Air Force**  
**Base Structure Report - As of 30 Sept 2014**

| SITE                                      | COMPONENT        | NAME<br>NEAREST<br>CITY | BUILDINGS    |                   |          |              |          |                | ACRES<br>OWNED | TOTAL<br>ACRES   | PRV (\$M)      |
|---|------------------|-------------------------|--------------|-------------------|----------|--------------|----------|----------------|----------------|------------------|----------------|
|   |                  |                         | OWNED        |                   | LEASED   |              | OTHER    |                |                |                  |                |
|   |                  |                         | COUNT        | SQFT              | COUNT    | SQFT         | COUNT    | SQFT           |                |                  |                |
| Offutt AFB                                | Air Force Active | Offutt AFB              | 206          | 5,871,945         | 0        | 0            | 0        | 0              | 1,908          | 1,923            | 1,861.9        |
| Offutt Communications Annex 2<br>Globecom | Air Force Active | Elkhorn                 | 10           | 136,621           | 0        | 0            | 0        | 0              | 372            | 372              | 44.8           |
| Offutt FH Annex                           | Air Force Active | Offutt AFB              | 24           | 384,929           | 0        | 0            | 0        | 0              | 790            | 793              | 198.9          |
| * OTHER SITE(S) : 94                      |                  |                         | 102          | 155,755           | 0        | 0            | 0        | 0              | 400            | 10,814           | 614.1          |
| <b>Nebraska Total:</b>                    |                  |                         | <b>365</b>   | <b>6,898,456</b>  | <b>0</b> | <b>0</b>     | <b>0</b> | <b>0</b>       | <b>3,567</b>   | <b>14,016</b>    | <b>2,837.1</b> |
| <b><u>Nevada</u></b>                      |                  |                         |              |                   |          |              |          |                |                |                  |                |
| Creech AFB                                | Air Force Active | Indian Springs          | 131          | 908,569           | 0        | 0            | 0        | 0              | 235            | 2,300            | 619.0          |
| Nellis AFB                                | Air Force Active | Las Vegas               | 626          | 6,360,381         | 0        | 0            | 1        | 111,253        | 5,214          | 14,160           | 3,648.3        |
| Nellis Air Force Range                    | Air Force Active | Indian Springs          | 57           | 125,677           | 0        | 0            | 0        | 0              | 433            | 3,092,317        | 437.7          |
| Nellis Annex                              | Air Force Active | North Las Vegas         | 2            | 19,347            | 0        | 0            | 0        | 0              | 104            | 107              | 17.8           |
| Reno Tahoe IAP                            | Air Force Guard  | Reno                    | 31           | 388,341           | 0        | 0            | 0        | 0              | 0              | 60               | 153.5          |
| Tonopah AFS                               | Air Force Active | Tonopah                 | 17           | 38,431            | 0        | 0            | 0        | 0              | 4              | 47               | 14.6           |
| Tonopah Auxiliary Airfield Annex          | Air Force Active | Tonopah                 | 148          | 1,651,480         | 0        | 0            | 0        | 0              | 0              | 2,157            | 994.5          |
| Tonopah Auxiliary Airfield Annex 2        | Air Force Active | Tonopah                 | 93           | 782,042           | 0        | 0            | 0        | 0              | 0              | 109              | 190.0          |
| * OTHER SITE(S) : 16                      |                  |                         | 15           | 38,909            | 2        | 2,138        | 1        | 840            | 0              | 11,418           | 28.0           |
| <b>Nevada Total:</b>                      |                  |                         | <b>1,120</b> | <b>10,313,177</b> | <b>2</b> | <b>2,138</b> | <b>2</b> | <b>112,093</b> | <b>5,990</b>   | <b>3,122,676</b> | <b>6,103.4</b> |
| <b><u>New Hampshire</u></b>               |                  |                         |              |                   |          |              |          |                |                |                  |                |
| New Boston AS                             | Air Force Active | New Boston              | 25           | 96,075            | 0        | 0            | 1        | 5,269          | 2,826          | 2,873            | 75.5           |
| Newington Defense Fuel Support<br>Point   | Air Force Active | Newington               | 3            | 3,680             | 0        | 0            | 0        | 0              | 10             | 15               | 45.3           |
| Pease ANGB                                | Air Force Guard  | Portsmouth              | 46           | 496,835           | 0        | 0            | 2        | 834            | 219            | 219              | 230.6          |
| <b>New Hampshire Total:</b>               |                  |                         | <b>74</b>    | <b>596,590</b>    | <b>0</b> | <b>0</b>     | <b>3</b> | <b>6,103</b>   | <b>3,055</b>   | <b>3,107</b>     | <b>351.4</b>   |
| <b><u>New Jersey</u></b>                  |                  |                         |              |                   |          |              |          |                |                |                  |                |
| Air Mobility Warfare Center               | Air Force Active | Fort Dix                | 12           | 267,159           | 0        | 0            | 0        | 0              | 27             | 27               | 81.1           |
| Atlantic City IAP                         | Air Force Guard  | Egg Harbor Township     | 40           | 423,123           | 0        | 0            | 3        | 19,680         | 296            | 296              | 175.6          |
| Fort Dix                                  | Air Force Active | Fort Dix                | 718          | 5,847,185         | 0        | 0            | 1        | 5,426          | 30,720         | 30,720           | 3,459.5        |
| McGuire AFB                               | Air Force Active | McGuire AFB             | 263          | 5,110,340         | 0        | 0            | 0        | 0              | 3,563          | 3,620            | 2,561.8        |
| NAWCADLKE Non-NIF Lakehurst               | Air Force Active | Lakehurst               | 204          | 2,988,263         | 0        | 0            | 1        | 4,733          | 7,405          | 7,405            | 1,615.6        |
| Warren Grove Range                        | Air Force Guard  | Warren Grove            | 5            | 570               | 0        | 0            | 0        | 0              | 9,416          | 9,416            | 12.7           |
| * OTHER SITE(S) : 3                       |                  |                         | 20           | 130,430           | 0        | 0            | 3        | 8,910          | 246            | 246              | 721.7          |
| <b>New Jersey Total:</b>                  |                  |                         | <b>1,262</b> | <b>14,767,070</b> | <b>0</b> | <b>0</b>     | <b>8</b> | <b>38,749</b>  | <b>51,673</b>  | <b>51,730</b>    | <b>8,627.9</b> |
| <b><u>New Mexico</u></b>                  |                  |                         |              |                   |          |              |          |                |                |                  |                |
| Boles Wells Annex                         | Air Force Active | Holloman AFB            | 3            | 6,431             | 0        | 0            | 0        | 0              | 2,694          | 6,984            | 33.4           |
| Bonito Lake System Annex                  | Air Force Active | Holloman AFB            | 5            | 1,529             | 0        | 0            | 0        | 0              | 0              | 159              | 26.7           |
| Cannon AFB                                | Air Force Active | Cannon AFB              | 242          | 3,181,976         | 0        | 0            | 0        | 0              | 3,460          | 4,213            | 1,524.6        |

\* US Locations that do not meet criteria of at least ten (10) Acres AND at least \$10M PRV. US Territories and Non-US Locations that do not meet criteria of at least ten (10) Acres OR at least \$10M PRV.



**DEPARTMENT OF DEFENSE - Air Force**  
**Base Structure Report - As of 30 Sept 2014**

| SITE                              | COMPONENT         | NAME<br>NEAREST<br>CITY | BUILDINGS    |                   |          |           |           |                | ACRES<br>OWNED | TOTAL<br>ACRES | PRV (\$M)      |
|-----------------------------------|-------------------|-------------------------|--------------|-------------------|----------|-----------|-----------|----------------|----------------|----------------|----------------|
|                                   |                   |                         | OWNED        |                   | LEASED   |           | OTHER     |                |                |                |                |
|                                   |                   |                         | COUNT        | SQFT              | COUNT    | SQFT      | COUNT     | SQFT           |                |                |                |
| Cannon AFB Site 2                 | Air Force Active  | Cannon AFB              | 4            | 29,471            | 0        | 0         | 0         | 0              | 309            | 309            | 41.7           |
| Holloman AFB                      | Air Force Active  | Holloman AFB            | 475          | 5,510,540         | 0        | 0         | 20        | 579,390        | 10,601         | 53,603         | 2,928.2        |
| Kirtland AFB                      | Air Force Active  | Kirtland AFB            | 749          | 7,636,724         | 0        | 0         | 0         | 0              | 25,473         | 43,842         | 3,376.7        |
| Melrose Air Force Range           | Air Force Active  | Floyd                   | 13           | 17,729            | 0        | 0         | 0         | 0              | 58,524         | 79,973         | 65.1           |
| * OTHER SITE(S) : 27              |                   |                         | 59           | 240,922           | 1        | 20        | 0         | 0              | 6,365          | 17,581         | 119.5          |
| <b>New Mexico Total:</b>          |                   |                         | <b>1,550</b> | <b>16,625,322</b> | <b>1</b> | <b>20</b> | <b>20</b> | <b>579,390</b> | <b>107,426</b> | <b>206,663</b> | <b>8,115.8</b> |
| <b><u>New York</u></b>            |                   |                         |              |                   |          |           |           |                |                |                |                |
| Air Force Plant 59                | Air Force Active  | Johnson City            | 4            | 637,238           | 0        | 0         | 0         | 0              | 29             | 32             | 183.1          |
| Francis S. Gabreski Airport       | Air Force Guard   | Westhampton Beach       | 33           | 361,639           | 0        | 0         | 0         | 0              | 0              | 89             | 167.3          |
| Hancock Field                     | Air Force Guard   | Syracuse                | 48           | 598,238           | 0        | 0         | 0         | 0              | 342            | 342            | 300.6          |
| Neads Unit, Rome                  | Air Force Guard   | Griffiss AFB            | 6            | 63,185            | 0        | 0         | 0         | 0              | 43             | 43             | 26.2           |
| Newport Test Annex 2 Transmitter  | Air Force Active  | Newport                 | 5            | 14,327            | 0        | 0         | 0         | 0              | 35             | 41             | 12.1           |
| Niagara Falls                     | Air Force Reserve | Niagara Falls           | 88           | 1,052,740         | 0        | 0         | 0         | 0              | 545            | 982            | 462.8          |
| Plattsburg AFB                    | Air Force Active  | Plattsburgh             | 443          | 2,588,688         | 0        | 0         | 0         | 0              | 3,694          | 3,694          | 1,031.2        |
| Rome Laboratory                   | Air Force Active  | Rome                    | 11           | 1,404,186         | 0        | 0         | 0         | 0              | 102            | 106            | 471.3          |
| Schenectady MAP (ANG)             | Air Force Guard   | Scotia                  | 37           | 426,303           | 0        | 0         | 0         | 0              | 0              | 129            | 159.6          |
| Stewart IAP                       | Air Force Guard   | Newburgh                | 44           | 812,591           | 0        | 0         | 1         | 33             | 0              | 308            | 398.3          |
| Verona Defense Fuel Support Point | Air Force Active  | Verona                  | 8            | 6,878             | 0        | 0         | 0         | 0              | 35             | 35             | 35.5           |
| Verona Test Annex                 | Air Force Active  | Vernon                  | 19           | 62,139            | 0        | 0         | 0         | 0              | 494            | 495            | 31.3           |
| * OTHER SITE(S) : 7               |                   |                         | 6            | 23,932            | 0        | 0         | 0         | 0              | 325            | 350            | 12.3           |
| <b>New York Total:</b>            |                   |                         | <b>752</b>   | <b>8,052,084</b>  | <b>0</b> | <b>0</b>  | <b>1</b>  | <b>33</b>      | <b>5,644</b>   | <b>6,646</b>   | <b>3,291.7</b> |
| <b><u>North Carolina</u></b>      |                   |                         |              |                   |          |           |           |                |                |                |                |
| Charlotte/Douglas IAP             | Air Force Guard   | Charlotte               | 32           | 380,684           | 0        | 0         | 0         | 0              | 0              | 103            | 107.9          |
| Dare County Range                 | Air Force Active  | Stumpy Point            | 13           | 10,620            | 0        | 0         | 0         | 0              | 46,595         | 46,604         | 17.4           |
| Fort Fisher Recreation Site       | Air Force Active  | Kure Beach              | 54           | 127,936           | 0        | 0         | 0         | 0              | 40             | 40             | 30.3           |
| Seymour Johnson AFB               | Air Force Active  | Seymour Johnson AFB     | 326          | 3,106,742         | 0        | 0         | 0         | 0              | 3,232          | 4,118          | 1,154.7        |
| Stanly County Airport             | Air Force Guard   | New London              | 36           | 139,319           | 0        | 0         | 0         | 0              | 0              | 114            | 125.4          |
| * OTHER SITE(S) : 3               |                   |                         | 0            | 0                 | 0        | 0         | 0         | 0              | 5              | 6              | 0.3            |
| <b>North Carolina Total:</b>      |                   |                         | <b>461</b>   | <b>3,765,301</b>  | <b>0</b> | <b>0</b>  | <b>0</b>  | <b>0</b>       | <b>49,872</b>  | <b>50,985</b>  | <b>1,436.1</b> |
| <b><u>North Dakota</u></b>        |                   |                         |              |                   |          |           |           |                |                |                |                |
| Cavalier AS                       | Air Force Active  | Mountain                | 32           | 410,951           | 0        | 0         | 1         | 384            | 278            | 295            | 157.2          |
| Defense Fuel Support Point        | Air Force Active  | Grand Forks             | 4            | 7,129             | 0        | 0         | 0         | 0              | 11             | 28             | 69.1           |
| Grand Forks AFB                   | Air Force Active  | Grand Forks AFB         | 169          | 2,720,144         | 0        | 0         | 433       | 1,907,117      | 4,830          | 5,420          | 1,547.4        |
| Hector IAP                        | Air Force Guard   | Fargo                   | 0            | 0                 | 37       | 464,399   | 0         | 0              | 0              | 256            | 175.4          |
| Minot AFB                         | Air Force Active  | Minot AFB               | 282          | 3,824,825         | 0        | 0         | 0         | 0              | 4,965          | 5,616          | 1,709.5        |

\* US Locations that do not meet criteria of at least ten (10) Acres AND at least \$10M PRV. US Territories and Non-US Locations that do not meet criteria of at least ten (10) Acres OR at least \$10M PRV.

**DEPARTMENT OF DEFENSE - Air Force**  
**Base Structure Report - As of 30 Sept 2014**

| SITE                                       | COMPONENT         | NAME<br>NEAREST<br>CITY | BUILDINGS  |                   |           |                  |            |                  | ACRES<br>OWNED | TOTAL<br>ACRES | PRV (\$M)      |
|--|-------------------|-------------------------|------------|-------------------|-----------|------------------|------------|------------------|----------------|----------------|----------------|
|  |                   |                         | OWNED      |                   | LEASED    |                  | OTHER      |                  |                |                |                |
|  |                   |                         | COUNT      | SQFT              | COUNT     | SQFT             | COUNT      | SQFT             |                |                |                |
| * OTHER SITE(S) : 171                      |                   |                         | 364        | 234,534           | 0         | 0                | 0          | 0                | 2,553          | 19,421         | 1,174.5        |
| <b>North Dakota Total:</b>                 |                   |                         | <b>851</b> | <b>7,197,583</b>  | <b>37</b> | <b>464,399</b>   | <b>434</b> | <b>1,907,501</b> | <b>12,638</b>  | <b>31,036</b>  | <b>4,833.1</b> |
| <b>Ohio</b>                                |                   |                         |            |                   |           |                  |            |                  |                |                |                |
| Blue Ash ANGS                              | Air Force Guard   | Blue Ash                | 15         | 51,903            | 0         | 0                | 0          | 0                | 0              | 12             | 14.9           |
| Camp Perry (ANG)                           | Air Force Guard   | Port Clinton            | 14         | 79,957            | 1         | 12,545           | 0          | 0                | 0              | 59             | 37.2           |
| Mansfield Lahm MAP                         | Air Force Guard   | Mansfield               | 28         | 292,218           | 0         | 0                | 0          | 0                | 0              | 290            | 147.3          |
| Rickenbacker IAP (ANG)                     | Air Force Guard   | Columbus                | 23         | 479,591           | 0         | 0                | 0          | 0                | 1,019          | 1,025          | 269.3          |
| Springfield Beckley MAP                    | Air Force Guard   | Springfield             | 38         | 399,691           | 0         | 0                | 0          | 0                | 0              | 180            | 128.7          |
| Toledo/Exp Airport                         | Air Force Guard   | Swanton                 | 45         | 374,645           | 0         | 0                | 0          | 0                | 0              | 135            | 125.5          |
| Wright-Patt Site 2                         | Air Force Active  | Wright-Patterson AFB    | 203        | 8,900,446         | 0         | 0                | 0          | 0                | 2,366          | 2,366          | 3,541.8        |
| Wright-Patterson AFB                       | Air Force Active  | Wright-Patterson AFB    | 386        | 7,639,526         | 0         | 0                | 0          | 0                | 5,314          | 5,823          | 3,008.0        |
| Youngstown Joint ARS                       | Air Force Reserve | Vienna                  | 70         | 734,495           | 0         | 0                | 0          | 0                | 230            | 659            | 260.5          |
| * OTHER SITE(S) : 8                        |                   |                         | 20         | 306,551           | 0         | 0                | 0          | 0                | 5              | 396            | 199.9          |
| <b>Ohio Total:</b>                         |                   |                         | <b>842</b> | <b>19,259,023</b> | <b>1</b>  | <b>12,545</b>    | <b>0</b>   | <b>0</b>         | <b>8,934</b>   | <b>10,944</b>  | <b>7,733.1</b> |
| <b>Oklahoma</b>                            |                   |                         |            |                   |           |                  |            |                  |                |                |                |
| Altus AFB                                  | Air Force Active  | Jackson                 | 163        | 2,618,714         | 0         | 0                | 0          | 0                | 2,424          | 6,830          | 1,206.8        |
| Kegelman Air Force Auxiliary Field         | Air Force Active  | Jet                     | 7          | 11,093            | 0         | 0                | 0          | 0                | 1,066          | 1,284          | 39.0           |
| Tinker Aerospace Complex                   | Air Force Active  | Oklahoma City           | 1          | 334               | 12        | 3,949,493        | 1          | 1                | 0              | 407            | 1,108.5        |
| Tinker AFB                                 | Air Force Active  | Oklahoma City           | 412        | 14,608,584        | 0         | 0                | 0          | 0                | 3,945          | 4,842          | 4,705.5        |
| TINKER AFB SITE #3                         | Air Force Active  | Oklahoma City           | 8          | 144,471           | 0         | 0                | 0          | 0                | 26             | 26             | 41.4           |
| Tinker Support Annex                       | Air Force Active  | Oklahoma City           | 22         | 154,644           | 0         | 0                | 0          | 0                | 89             | 133            | 51.2           |
| Tulsa IAP                                  | Air Force Guard   | Tulsa                   | 44         | 366,907           | 0         | 0                | 0          | 0                | 0              | 100            | 108.1          |
| Vance AFB                                  | Air Force Active  | Enid                    | 126        | 1,481,042         | 0         | 0                | 0          | 0                | 2,123          | 3,740          | 658.8          |
| Will Rogers World Airport                  | Air Force Guard   | Oklahoma City           | 38         | 366,635           | 0         | 0                | 1          | 128              | 0              | 133            | 148.7          |
| * OTHER SITE(S) : 10                       |                   |                         | 12         | 41,617            | 2         | 12,619           | 0          | 0                | 975            | 995            | 20.8           |
| <b>Oklahoma Total:</b>                     |                   |                         | <b>833</b> | <b>19,794,041</b> | <b>14</b> | <b>3,962,112</b> | <b>2</b>   | <b>129</b>       | <b>10,649</b>  | <b>18,490</b>  | <b>8,088.8</b> |
| <b>Oregon</b>                              |                   |                         |            |                   |           |                  |            |                  |                |                |                |
| Klamath Falls Airport-Kingsley Field (ANG) | Air Force Guard   | Kingsley Field          | 31         | 256,261           | 0         | 0                | 0          | 0                | 34             | 1,022          | 128.7          |
| Portland IAP                               | Air Force Guard   | Portland                | 63         | 721,290           | 0         | 0                | 0          | 0                | 0              | 246            | 296.2          |
| * OTHER SITE(S) : 10                       |                   |                         | 35         | 241,334           | 0         | 0                | 0          | 0                | 0              | 2,520          | 87.0           |
| <b>Oregon Total:</b>                       |                   |                         | <b>129</b> | <b>1,218,885</b>  | <b>0</b>  | <b>0</b>         | <b>0</b>   | <b>0</b>         | <b>34</b>      | <b>3,788</b>   | <b>511.9</b>   |
| <b>Pennsylvania</b>                        |                   |                         |            |                   |           |                  |            |                  |                |                |                |
| Fort Indiantown Gap AGS                    | Air Force Guard   | Annville                | 28         | 150,826           | 0         | 0                | 1          | 6,881            | 0              | 62             | 45.2           |

\* US Locations that do not meet criteria of at least ten (10) Acres AND at least \$10M PRV. US Territories and Non-US Locations that do not meet criteria of at least ten (10) Acres OR at least \$10M PRV.

**DEPARTMENT OF DEFENSE - Air Force**  
**Base Structure Report - As of 30 Sept 2014**

| SITE                                     | COMPONENT         | NAME<br>NEAREST<br>CITY | BUILDINGS    |                   |          |                |          |               | ACRES<br>OWNED | TOTAL<br>ACRES | PRV (\$M)      |
|--|-------------------|-------------------------|--------------|-------------------|----------|----------------|----------|---------------|----------------|----------------|----------------|
|  |                   |                         | OWNED        |                   | LEASED   |                | OTHER    |               |                |                |                |
|  |                   |                         | COUNT        | SQFT              | COUNT    | SQFT           | COUNT    | SQFT          |                |                |                |
| Harrisburg IAP (ANG)                     | Air Force Guard   | Middletown              | 39           | 322,048           | 1        | 15,077         | 0        | 0             | 0              | 42             | 104.1          |
| Pittsburgh IAP (ANG)                     | Air Force Guard   | Coraopolis              | 37           | 415,822           | 0        | 0              | 0        | 0             | 0              | 179            | 173.2          |
| Pittsburgh IAP (ARS)                     | Air Force Reserve | Coraopolis              | 58           | 546,742           | 0        | 0              | 0        | 0             | 12             | 180            | 194.1          |
| Willow Grove JRB                         | Air Force Guard   | Horsham                 | 74           | 934,158           | 0        | 0              | 2        | 1,644         | 207            | 207            | 346.9          |
| * OTHER SITE(S) : 9                      |                   |                         | 29           | 135,336           | 0        | 0              | 0        | 0             | 0              | 188            | 53.4           |
| <b>Pennsylvania Total:</b>               |                   |                         | <b>265</b>   | <b>2,504,932</b>  | <b>1</b> | <b>15,077</b>  | <b>3</b> | <b>8,525</b>  | <b>219</b>     | <b>858</b>     | <b>916.8</b>   |
| <b><u>Puerto Rico</u></b>                |                   |                         |              |                   |          |                |          |               |                |                |                |
| Isabela N00207-AB                        | Air Force Active  | Isabela                 | 8            | 36,413            | 0        | 0              | 0        | 0             | 413            | 413            | 19.7           |
| Luis Munoz Marin IAP                     | Air Force Guard   | Carolina                | 40           | 352,149           | 0        | 0              | 0        | 0             | 0              | 95             | 160.3          |
| Punta Borinquen Radar Site               | Air Force Guard   | Aguadilla               | 10           | 53,031            | 0        | 0              | 0        | 0             | 6              | 6              | 19.1           |
| Punta Salinas Radar Site                 | Air Force Guard   | Toa Baja                | 17           | 47,963            | 0        | 0              | 0        | 0             | 30             | 30             | 19.2           |
| Ramey AF Solar Observatory Research Site | Air Force Active  | Aguadilla               | 7            | 6,236             | 0        | 0              | 0        | 0             | 74             | 81             | 2.5            |
| Salinas N00207-JA                        | Air Force Active  | Salinas                 | 2            | 6,567             | 0        | 0              | 0        | 0             | 249            | 249            | 4.8            |
| <b>Puerto Rico Total:</b>                |                   |                         | <b>84</b>    | <b>502,359</b>    | <b>0</b> | <b>0</b>       | <b>0</b> | <b>0</b>      | <b>773</b>     | <b>875</b>     | <b>225.7</b>   |
| <b><u>Rhode Island</u></b>               |                   |                         |              |                   |          |                |          |               |                |                |                |
| North Smithfield ANGS                    | Air Force Guard   | Slatersville            | 8            | 62,919            | 0        | 0              | 0        | 0             | 24             | 34             | 21.1           |
| Quonset State Airport                    | Air Force Guard   | North Kingstown         | 31           | 429,237           | 0        | 0              | 1        | 1,762         | 0              | 106            | 180.5          |
| <b>Rhode Island Total:</b>               |                   |                         | <b>39</b>    | <b>492,156</b>    | <b>0</b> | <b>0</b>       | <b>1</b> | <b>1,762</b>  | <b>24</b>      | <b>140</b>     | <b>201.7</b>   |
| <b><u>South Carolina</u></b>             |                   |                         |              |                   |          |                |          |               |                |                |                |
| Charleston AFB                           | Air Force Active  | Charleston              | 237          | 3,366,281         | 0        | 0              | 0        | 0             | 3,118          | 3,877          | 1,247.9        |
| Charleston Defense Fuel Support Point    | Air Force Active  | Charleston              | 7            | 5,223             | 0        | 0              | 0        | 0             | 44             | 56             | 114.3          |
| Hunley Park Military FH                  | Air Force Active  | Charleston              | 5            | 17,401            | 0        | 0              | 0        | 0             | 271            | 271            | 15.2           |
| McEntire Joint NGB                       | Air Force Guard   | Columbia                | 81           | 724,162           | 0        | 0              | 0        | 0             | 2,344          | 2,473          | 260.5          |
| North Air Force Auxiliary Field          | Air Force Active  | North                   | 6            | 33,195            | 0        | 0              | 0        | 0             | 2,279          | 2,393          | 75.7           |
| NWS Charleston                           | Air Force Active  | Goose Creek             | 591          | 4,840,118         | 0        | 0              | 5        | 29,852        | 15,446         | 16,729         | 1,806.5        |
| NWS Charleston North Yard                | Air Force Active  | North Charleston        | 11           | 278,808           | 0        | 0              | 0        | 0             | 21             | 21             | 91.6           |
| NWS Charleston Short Stay                | Air Force Active  | Moncks Corner           | 42           | 58,091            | 0        | 0              | 1        | 345           | 0              | 57             | 11.4           |
| Shaw AFB                                 | Air Force Active  | Shaw AFB                | 290          | 3,453,790         | 0        | 0              | 0        | 0             | 3,377          | 3,476          | 1,290.4        |
| * OTHER SITE(S) : 12                     |                   |                         | 44           | 130,118           | 3        | 267,409        | 0        | 0             | 12,554         | 12,562         | 113.7          |
| <b>South Carolina Total:</b>             |                   |                         | <b>1,314</b> | <b>12,907,187</b> | <b>3</b> | <b>267,409</b> | <b>6</b> | <b>30,197</b> | <b>39,454</b>  | <b>41,915</b>  | <b>5,027.3</b> |
| <b><u>South Dakota</u></b>               |                   |                         |              |                   |          |                |          |               |                |                |                |
| Ellsworth AFB Site 1                     | Air Force Active  | Ellsworth AFB           | 363          | 4,091,654         | 0        | 0              | 1        | 14,941        | 4,693          | 5,328          | 1,640.0        |
| Ellsworth AFB Site 2                     | Air Force Active  | Box Elder               | 111          | 664,909           | 0        | 0              | 0        | 0             | 663            | 851            | 353.5          |
| Joe Foss Field                           | Air Force Guard   | Sioux Falls             | 37           | 457,748           | 3        | 51,167         | 0        | 0             | 0              | 217            | 158.4          |

\* US Locations that do not meet criteria of at least ten (10) Acres AND at least \$10M PRV. US Territories and Non-US Locations that do not meet criteria of at least ten (10) Acres OR at least \$10M PRV.

**DEPARTMENT OF DEFENSE - Air Force**  
**Base Structure Report - As of 30 Sept 2014**

| SITE                             | COMPONENT        | NAME<br>NEAREST<br>CITY | BUILDINGS    |                   |            |                  |           |                | ACRES<br>OWNED | TOTAL<br>ACRES | PRV (\$M)       |
|----------------------------------|------------------|-------------------------|--------------|-------------------|------------|------------------|-----------|----------------|----------------|----------------|-----------------|
|                                  |                  |                         | OWNED        |                   | LEASED     |                  | OTHER     |                |                |                |                 |
|                                  |                  |                         | COUNT        | SQFT              | COUNT      | SQFT             | COUNT     | SQFT           |                |                |                 |
| * OTHER SITE(S) : 10             |                  |                         | 1            | 133               | 0          | 0                | 0         | 0              | 2,487          | 2,906          | 4.1             |
| <b>South Dakota Total:</b>       |                  |                         | <b>512</b>   | <b>5,214,444</b>  | <b>3</b>   | <b>51,167</b>    | <b>1</b>  | <b>14,941</b>  | <b>7,843</b>   | <b>9,303</b>   | <b>2,156.0</b>  |
| <b>Tennessee</b>                 |                  |                         |              |                   |            |                  |           |                |                |                |                 |
| Arnold AS                        | Air Force Active | Arnold AFB              | 335          | 2,820,896         | 0          | 0                | 2         | 13,320         | 38,861         | 38,862         | 8,341.2         |
| McGhee Tyson Airport             | Air Force Guard  | Louisville              | 78           | 809,874           | 0          | 0                | 1         | 72             | 0              | 346            | 270.4           |
| Memphis IAP                      | Air Force Guard  | Memphis                 | 19           | 448,850           | 0          | 0                | 1         | 56,100         | 0              | 119            | 163.8           |
| Nashville IAP                    | Air Force Guard  | Nashville               | 28           | 421,957           | 0          | 0                | 0         | 0              | 0              | 88             | 126.3           |
| * OTHER SITE(S) : 2              |                  |                         | 7            | 31,499            | 0          | 0                | 0         | 0              | 0              | 12             | 10.7            |
| <b>Tennessee Total:</b>          |                  |                         | <b>467</b>   | <b>4,533,076</b>  | <b>0</b>   | <b>0</b>         | <b>4</b>  | <b>69,492</b>  | <b>38,861</b>  | <b>39,427</b>  | <b>8,912.5</b>  |
| <b>Texas</b>                     |                  |                         |              |                   |            |                  |           |                |                |                |                 |
| Air Force Plant 4                | Air Force Active | Fort Worth              | 87           | 5,576,292         | 0          | 0                | 0         | 0              | 678            | 727            | 1,339.3         |
| Brooks AFB                       | Air Force Active | Brooks AFB              | 0            | 0                 | 82         | 1,337,073        | 0         | 0              | 0              | 280            | 379.4           |
| Camp Bullis                      | Air Force Active | San Antonio             | 278          | 792,190           | 0          | 0                | 0         | 0              | 27,993         | 27,993         | 293.6           |
| Canyon Lake Recreation Annex     | Air Force Active | Canyon Lake             | 39           | 24,719            | 0          | 0                | 0         | 0              | 0              | 358            | 12.7            |
| Dyess AFB                        | Air Force Active | Abilene                 | 272          | 3,383,136         | 0          | 0                | 3         | 97,777         | 3,120          | 6,320          | 1,564.7         |
| Eldorado AFS                     | Air Force Active | Eldorado                | 7            | 114,791           | 0          | 0                | 0         | 0              | 119            | 128            | 42.7            |
| Ellington Field                  | Air Force Guard  | Houston                 | 54           | 502,881           | 0          | 0                | 3         | 80,633         | 213            | 213            | 166.9           |
| Fort Sam Houston                 | Air Force Active | Fort Sam Houston        | 392          | 10,570,492        | 0          | 0                | 0         | 0              | 2,653          | 2,745          | 2,623.0         |
| Goodfellow AFB                   | Air Force Active | San Angelo              | 155          | 2,596,838         | 0          | 0                | 0         | 0              | 1,183          | 1,218          | 656.7           |
| Hensley Field AGS                | Air Force Guard  | Dallas                  | 0            | 0                 | 8          | 62,487           | 0         | 0              | 0              | 23             | 13.5            |
| Kelly AFB                        | Air Force Active | San Antonio             | 2            | 258               | 22         | 1,773,489        | 0         | 0              | 435            | 435            | 388.3           |
| Kelly Field Annex                | Air Force Active | Kelly AFB               | 130          | 2,290,940         | 0          | 0                | 0         | 0              | 2,327          | 2,905          | 828.9           |
| Lackland AFB                     | Air Force Active | San Antonio             | 402          | 10,317,735        | 0          | 0                | 3         | 18,192         | 2,713          | 2,720          | 2,593.9         |
| Lackland Training Annex          | Air Force Active | Lackland AFB            | 258          | 1,523,195         | 0          | 0                | 1         | 192            | 4,017          | 4,028          | 478.9           |
| Laughlin AFB                     | Air Force Active | Del Rio                 | 186          | 1,912,168         | 0          | 0                | 0         | 0              | 4,355          | 4,692          | 797.2           |
| Laughlin AFB Aux 1               | Air Force Active | Quemado                 | 6            | 5,145             | 0          | 0                | 0         | 0              | 402            | 724            | 26.8            |
| Medical Center Annex Site 1      | Air Force Active | Fort Sam Houston        | 33           | 3,039,136         | 0          | 0                | 3         | 68,081         | 189            | 189            | 874.8           |
| Randolph AFB                     | Air Force Active | Universal City          | 243          | 4,161,667         | 0          | 0                | 1         | 652            | 2,903          | 3,137          | 1,419.3         |
| Seguin Air Force Auxiliary Field | Air Force Active | Sequin                  | 5            | 3,962             | 0          | 0                | 0         | 0              | 957            | 957            | 77.1            |
| Sheppard AFB                     | Air Force Active | Wichita Falls           | 341          | 7,373,571         | 0          | 0                | 0         | 0              | 4,598          | 5,297          | 2,304.2         |
| * OTHER SITE(S) : 30             |                  |                         | 150          | 828,124           | 0          | 0                | 48        | 524,781        | 1,408          | 2,575          | 355.2           |
| <b>Texas Total:</b>              |                  |                         | <b>3,040</b> | <b>55,017,240</b> | <b>112</b> | <b>3,173,049</b> | <b>62</b> | <b>790,308</b> | <b>60,264</b>  | <b>67,664</b>  | <b>17,237.1</b> |
| <b>Utah</b>                      |                  |                         |              |                   |            |                  |           |                |                |                |                 |
| Hill AFB                         | Air Force Active | Hill AFB                | 773          | 12,655,827        | 0          | 0                | 0         | 0              | 517            | 6,946          | 4,253.4         |
| Little Mountain Test Annex       | Air Force Active | Ogden                   | 19           | 124,693           | 0          | 0                | 0         | 0              | 731            | 731            | 72.1            |
| Salt Lake City IAP               | Air Force Guard  | Salt Lake City          | 52           | 496,265           | 0          | 0                | 0         | 0              | 0              | 135            | 177.7           |

\* US Locations that do not meet criteria of at least ten (10) Acres AND at least \$10M PRV. US Territories and Non-US Locations that do not meet criteria of at least ten (10) Acres OR at least \$10M PRV.

**DEPARTMENT OF DEFENSE - Air Force**  
**Base Structure Report - As of 30 Sept 2014**

| SITE                                  | COMPONENT        | NAME<br>NEAREST<br>CITY | BUILDINGS  |                   |          |                |          |               | ACRES<br>OWNED | TOTAL<br>ACRES | PRV (\$M)      |
|---------------------------------------|------------------|-------------------------|------------|-------------------|----------|----------------|----------|---------------|----------------|----------------|----------------|
|                                       |                  |                         | OWNED      |                   | LEASED   |                | OTHER    |               |                |                |                |
|                                       |                  |                         | COUNT      | SQFT              | COUNT    | SQFT           | COUNT    | SQFT          |                |                |                |
| Utah Test and Training Range<br>South | Air Force Active | Wendover                | 33         | 27,350            | 0        | 0              | 0        | 0             | 7,180          | 572,656        | 49.0           |
| UTTR - North                          | Air Force Active | Grouse Creek            | 83         | 420,971           | 0        | 0              | 0        | 0             | 0              | 366,877        | 192.7          |
| * OTHER SITE(S) : 69                  |                  |                         | 22         | 13,907            | 2        | 136,250        | 4        | 10,508        | 6              | 267            | 27.1           |
| <b>Utah Total:</b>                    |                  |                         | <b>982</b> | <b>13,739,013</b> | <b>2</b> | <b>136,250</b> | <b>4</b> | <b>10,508</b> | <b>8,434</b>   | <b>947,612</b> | <b>4,771.9</b> |
| <b><u>Vermont</u></b>                 |                  |                         |            |                   |          |                |          |               |                |                |                |
| Burlington IAP                        | Air Force Guard  | South Burlington        | 39         | 422,291           | 0        | 0              | 0        | 0             | 0              | 281            | 166.5          |
| * OTHER SITE(S) : 1                   |                  |                         | 0          | 0                 | 0        | 0              | 0        | 0             | 0              | 0              | 0.0            |
| <b>Vermont Total:</b>                 |                  |                         | <b>39</b>  | <b>422,291</b>    | <b>0</b> | <b>0</b>       | <b>0</b> | <b>0</b>      | <b>0</b>       | <b>281</b>     | <b>166.5</b>   |
| <b><u>Virgin Islands</u></b>          |                  |                         |            |                   |          |                |          |               |                |                |                |
| * OTHER SITE(S) : 1                   |                  |                         | 6          | 16,834            | 0        | 0              | 0        | 0             | 9              | 9              | 6.0            |
| <b>Virgin Islands Total:</b>          |                  |                         | <b>6</b>   | <b>16,834</b>     | <b>0</b> | <b>0</b>       | <b>0</b> | <b>0</b>      | <b>9</b>       | <b>9</b>       | <b>6.0</b>     |
| <b><u>Virginia</u></b>                |                  |                         |            |                   |          |                |          |               |                |                |                |
| Byrd Field                            | Air Force Guard  | Sandston                | 4          | 54,865            | 0        | 0              | 0        | 0             | 0              | 16             | 11.7           |
| Camp Pendleton (ANG)                  | Air Force Guard  | Virginia Beach          | 11         | 95,741            | 0        | 0              | 0        | 0             | 0              | 60             | 19.7           |
| Fort Eustis                           | Air Force Active | Newport News            | 417        | 6,564,801         | 0        | 0              | 0        | 0             | 7,932          | 7,933          | 1,774.3        |
| Langley AFB                           | Air Force Active | Langley AFB             | 289        | 5,598,947         | 0        | 0              | 0        | 0             | 3,766          | 3,992          | 1,943.2        |
| Langley FH Annex                      | Air Force Active | Hampton                 | 7          | 59,678            | 0        | 0              | 0        | 0             | 302            | 302            | 18.5           |
| * OTHER SITE(S) : 2                   |                  |                         | 0          | 0                 | 1        | 41,348         | 1        | 10,000        | 0              | 0              | 11.6           |
| <b>Virginia Total:</b>                |                  |                         | <b>728</b> | <b>12,374,032</b> | <b>1</b> | <b>41,348</b>  | <b>1</b> | <b>10,000</b> | <b>12,000</b>  | <b>12,303</b>  | <b>3,779.1</b> |
| <b><u>Wake Islands</u></b>            |                  |                         |            |                   |          |                |          |               |                |                |                |
| Wake Island Airfield                  | Air Force Active | Wake Island             | 104        | 432,123           | 0        | 0              | 0        | 0             | 2,600          | 2,600          | 814.0          |
| <b>Wake Islands Total:</b>            |                  |                         | <b>104</b> | <b>432,123</b>    | <b>0</b> | <b>0</b>       | <b>0</b> | <b>0</b>      | <b>2,600</b>   | <b>2,600</b>   | <b>814.0</b>   |
| <b><u>Washington</u></b>              |                  |                         |            |                   |          |                |          |               |                |                |                |
| Camp Murray AGS                       | Air Force Guard  | Tacoma                  | 13         | 141,534           | 0        | 0              | 0        | 0             | 0              | 42             | 46.4           |
| Cusick Survival TS                    | Air Force Active | Cusick                  | 10         | 23,055            | 0        | 0              | 0        | 0             | 0              | 494,250        | 16.3           |
| Fairchild AFB                         | Air Force Active | Fairchild AFB           | 279        | 4,385,298         | 0        | 0              | 0        | 0             | 4,343          | 5,197          | 1,966.4        |
| Paine Field ANGS                      | Air Force Guard  | Everett                 | 9          | 46,399            | 0        | 0              | 0        | 0             | 15             | 15             | 14.3           |
| White Bluff Site 1                    | Air Force Active | Spokane                 | 16         | 121,743           | 0        | 0              | 0        | 0             | 86             | 86             | 42.5           |
| * OTHER SITE(S) : 10                  |                  |                         | 15         | 34,016            | 0        | 0              | 0        | 0             | 140            | 194            | 24.2           |
| <b>Washington Total:</b>              |                  |                         | <b>342</b> | <b>4,752,045</b>  | <b>0</b> | <b>0</b>       | <b>0</b> | <b>0</b>      | <b>4,584</b>   | <b>499,784</b> | <b>2,110.2</b> |

\* US Locations that do not meet criteria of at least ten (10) Acres AND at least \$10M PRV. US Territories and Non-US Locations that do not meet criteria of at least ten (10) Acres OR at least \$10M PRV.

**DEPARTMENT OF DEFENSE - Air Force**  
**Base Structure Report - As of 30 Sept 2014**

| SITE                            | COMPONENT        | NAME<br>NEAREST<br>CITY | BUILDINGS     |                    |            |                   |            |                  | ACRES<br>OWNED   | TOTAL<br>ACRES   | PRV (\$M)        |
|---------------------------------|------------------|-------------------------|---------------|--------------------|------------|-------------------|------------|------------------|------------------|------------------|------------------|
|                                 |                  |                         | OWNED         |                    | LEASED     |                   | OTHER      |                  |                  |                  |                  |
|                                 |                  |                         | COUNT         | SQFT               | COUNT      | SQFT              | COUNT      | SQFT             |                  |                  |                  |
| <b>West Virginia</b>            |                  |                         |               |                    |            |                   |            |                  |                  |                  |                  |
| EWVRA Shepherd Field            | Air Force Guard  | Martinsburg             | 31            | 477,021            | 0          | 0                 | 3          | 184,506          | 0                | 339              | 216.1            |
| Yeager Airport                  | Air Force Guard  | Charleston              | 32            | 416,057            | 0          | 0                 | 0          | 0                | 0                | 283              | 165.5            |
| * OTHER SITE(S) : 2             |                  |                         | 2             | 5,010              | 0          | 0                 | 0          | 0                | 0                | 0                | 2.1              |
| <b>West Virginia Total:</b>     |                  |                         | <b>65</b>     | <b>898,088</b>     | <b>0</b>   | <b>0</b>          | <b>3</b>   | <b>184,506</b>   | <b>0</b>         | <b>622</b>       | <b>383.8</b>     |
| <b>Wisconsin</b>                |                  |                         |               |                    |            |                   |            |                  |                  |                  |                  |
| Gen Mitchell IAP                | Air Force Guard  | Milwaukee               | 22            | 330,011            | 0          | 0                 | 3          | 11,273           | 0                | 99               | 153.2            |
| Hardwood Weapons Range (ANG)    | Air Force Guard  | Necedah                 | 4             | 11,041             | 0          | 0                 | 0          | 0                | 0                | 7,865            | 17.3             |
| Truax ANGB                      | Air Force Guard  | Madison                 | 49            | 725,368            | 0          | 0                 | 0          | 0                | 38               | 152              | 244.2            |
| Volk ANGB                       | Air Force Guard  | Camp Douglas            | 130           | 598,955            | 0          | 0                 | 0          | 0                | 0                | 2,385            | 308.5            |
| * OTHER SITE(S) : 6             |                  |                         | 1             | 22,520             | 0          | 0                 | 0          | 0                | 1                | 5                | 11.1             |
| <b>Wisconsin Total:</b>         |                  |                         | <b>206</b>    | <b>1,687,895</b>   | <b>0</b>   | <b>0</b>          | <b>3</b>   | <b>11,273</b>    | <b>39</b>        | <b>10,505</b>    | <b>734.3</b>     |
| <b>Wyoming</b>                  |                  |                         |               |                    |            |                   |            |                  |                  |                  |                  |
| Cheyenne Regional Apt           | Air Force Guard  | Cheyenne                | 35            | 435,770            | 0          | 0                 | 0          | 0                | 0                | 719              | 141.5            |
| F E Warren AFB                  | Air Force Active | Cheyenne                | 244           | 3,276,325          | 0          | 0                 | 1          | 5,000            | 2,247            | 6,834            | 1,180.4          |
| * OTHER SITE(S) : 84            |                  |                         | 87            | 126,192            | 0          | 0                 | 0          | 0                | 241              | 15,401           | 546.0            |
| <b>Wyoming Total:</b>           |                  |                         | <b>366</b>    | <b>3,838,287</b>   | <b>0</b>   | <b>0</b>          | <b>1</b>   | <b>5,000</b>     | <b>2,488</b>     | <b>22,954</b>    | <b>1,868.0</b>   |
| <b>US/US Territories Total:</b> |                  |                         | <b>35,327</b> | <b>459,671,569</b> | <b>462</b> | <b>11,237,856</b> | <b>767</b> | <b>5,966,543</b> | <b>1,739,670</b> | <b>8,830,441</b> | <b>218,979.5</b> |

\* US Locations that do not meet criteria of at least ten (10) Acres AND at least \$10M PRV. US Territories and Non-US Locations that do not meet criteria of at least ten (10) Acres OR at least \$10M PRV.

**DEPARTMENT OF DEFENSE - Air Force**  
**Base Structure Report - As of 30 Sept 2014**

| SITE                            | COMPONENT        | NAME<br>NEAREST<br>CITY             | BUILDINGS |                |          |              |          |               | ACRES<br>OWNED | TOTAL<br>ACRES | PRV (\$M)   |
|---------------------------------|------------------|-------------------------------------|-----------|----------------|----------|--------------|----------|---------------|----------------|----------------|-------------|
|                                 |                  |                                     | OWNED     |                | LEASED   |              | OTHER    |               |                |                |             |
|                                 |                  |                                     | COUNT     | SQFT           | COUNT    | SQFT         | COUNT    | SQFT          |                |                |             |
| <b>Antigua &amp; Barbuda</b>    |                  |                                     |           |                |          |              |          |               |                |                |             |
| Antigua AS                      | Air Force Active | St. Johns                           | 38        | 156,385        | 0        | 0            | 0        | 0             | 0              | 175            | 75.7        |
|                                 |                  | <b>Antigua &amp; Barbuda Total:</b> | <b>38</b> | <b>156,385</b> | <b>0</b> | <b>0</b>     | <b>0</b> | <b>0</b>      | <b>0</b>       | <b>175</b>     | <b>75.7</b> |
| <b>Aruba</b>                    |                  |                                     |           |                |          |              |          |               |                |                |             |
| * OTHER SITE(S) : 1             |                  |                                     | 1         | 2,071          | 0        | 0            | 0        | 0             | 0              | 0              | 1.0         |
|                                 |                  | <b>Aruba Total:</b>                 | <b>1</b>  | <b>2,071</b>   | <b>0</b> | <b>0</b>     | <b>0</b> | <b>0</b>      | <b>0</b>       | <b>0</b>       | <b>1.0</b>  |
| <b>Australia</b>                |                  |                                     |           |                |          |              |          |               |                |                |             |
| * OTHER SITE(S) : 3             |                  |                                     | 42        | 31,943         | 1        | 5,013        | 0        | 0             | 0              | 5              | 13.7        |
|                                 |                  | <b>Australia Total:</b>             | <b>42</b> | <b>31,943</b>  | <b>1</b> | <b>5,013</b> | <b>0</b> | <b>0</b>      | <b>0</b>       | <b>5</b>       | <b>13.7</b> |
| <b>Belgium</b>                  |                  |                                     |           |                |          |              |          |               |                |                |             |
| Kleine Brogel AB                | Air Force Active | Kleine-Brogel                       | 10        | 27,020         | 0        | 0            | 5        | 15,998        | 0              | 1              | 17.8        |
|                                 |                  | <b>Belgium Total:</b>               | <b>10</b> | <b>27,020</b>  | <b>0</b> | <b>0</b>     | <b>5</b> | <b>15,998</b> | <b>0</b>       | <b>1</b>       | <b>17.8</b> |
| <b>Colombia</b>                 |                  |                                     |           |                |          |              |          |               |                |                |             |
| * OTHER SITE(S) : 1             |                  |                                     | 1         | 1,950          | 0        | 0            | 0        | 0             | 0              | 1              | 1.1         |
|                                 |                  | <b>Colombia Total:</b>              | <b>1</b>  | <b>1,950</b>   | <b>0</b> | <b>0</b>     | <b>0</b> | <b>0</b>      | <b>0</b>       | <b>1</b>       | <b>1.1</b>  |
| <b>Costa Rica</b>               |                  |                                     |           |                |          |              |          |               |                |                |             |
| * OTHER SITE(S) : 1             |                  |                                     | 0         | 0              | 0        | 0            | 1        | 1,098         | 0              | 1              | 0.5         |
|                                 |                  | <b>Costa Rica Total:</b>            | <b>0</b>  | <b>0</b>       | <b>0</b> | <b>0</b>     | <b>1</b> | <b>1,098</b>  | <b>0</b>       | <b>1</b>       | <b>0.5</b>  |
| <b>Denmark</b>                  |                  |                                     |           |                |          |              |          |               |                |                |             |
| * OTHER SITE(S) : 2             |                  |                                     | 0         | 0              | 4        | 7,425        | 0        | 0             | 0              | 0              | 1.7         |
|                                 |                  | <b>Denmark Total:</b>               | <b>0</b>  | <b>0</b>       | <b>4</b> | <b>7,425</b> | <b>0</b> | <b>0</b>      | <b>0</b>       | <b>0</b>       | <b>1.7</b>  |
| <b>Germany</b>                  |                  |                                     |           |                |          |              |          |               |                |                |             |
| Bann Communications Station     | Air Force Active | Bann                                | 3         | 9,740          | 0        | 0            | 4        | 7,911         | 0              | 0              | 10.9        |
| Bitburg FH Annex                | Air Force Active | Trier                               | 21        | 319,623        | 0        | 0            | 62       | 2,248,503     | 0              | 156            | 670.4       |
| Buechel AB                      | Air Force Active | Buechel                             | 4         | 7,524          | 0        | 0            | 10       | 57,454        | 0              | 0              | 23.1        |
| Einsiedlerhof Maintenance Annex | Air Force Active | Einsiedlerhof                       | 4         | 10,045         | 0        | 0            | 4        | 105,302       | 0              | 14             | 36.8        |
| Einsiedlerhof Storage Annex     | Air Force Active | Kaiserlautern                       | 9         | 104,457        | 0        | 0            | 15       | 367,922       | 0              | 0              | 119.9       |
| Einsiedlerkoepfe Training Annex | Air Force Active | Kaiserlautern                       | 4         | 5,338          | 0        | 0            | 1        | 11,057        | 0              | 0              | 11.5        |
| Geilenkirchen AB                | Air Force Active | Geilenkirchen                       | 10        | 44,469         | 1        | 2,908        | 12       | 107,707       | 0              | 0              | 58.9        |
| Kapaun Administration Annex     | Air Force Active | Kaiserlautern                       | 22        | 93,743         | 0        | 0            | 40       | 548,716       | 0              | 114            | 253.1       |
| Landstuhl FH Annex O3           | Air Force Active | Landstuhl                           | 25        | 114,753        | 0        | 0            | 14       | 438,492       | 0              | 0              | 170.4       |

\* US Locations that do not meet criteria of at least ten (10) Acres AND at least \$10M PRV. US Territories and Non-US Locations that do not meet criteria of at least ten (10) Acres OR at least \$10M PRV.

**DEPARTMENT OF DEFENSE - Air Force**  
**Base Structure Report - As of 30 Sept 2014**

| SITE                                 | COMPONENT        | NAME<br>NEAREST<br>CITY    | BUILDINGS    |                  |           |                |            |                   | ACRES<br>OWNED | TOTAL<br>ACRES | PRV (\$M)      |
|--------------------------------------|------------------|----------------------------|--------------|------------------|-----------|----------------|------------|-------------------|----------------|----------------|----------------|
|                                      |                  |                            | OWNED        |                  | LEASED    |                | OTHER      |                   |                |                |                |
|                                      |                  |                            | COUNT        | SQFT             | COUNT     | SQFT           | COUNT      | SQFT              |                |                |                |
| Landstuhl Maintenance Site           | Air Force Active | Landstuhl                  | 37           | 155,886          | 0         | 0              | 3          | 8,883             | 0              | 0              | 48.7           |
| Landstuhl Maintenance Site 2         | Air Force Active | Landstuhl                  | 8            | 34,410           | 0         | 0              | 5          | 15,964            | 0              | 0              | 21.5           |
| Oberweis Annex                       | Air Force Active | Trier                      | 5            | 2,676            | 0         | 0              | 10         | 56,772            | 0              | 74             | 30.1           |
| Ramstein AB                          | Air Force Active | Ramstein                   | 475          | 4,056,425        | 0         | 0              | 366        | 5,655,378         | 0              | 0              | 4,398.7        |
| Ramstein Storage Annex               | Air Force Active | Weilerbach                 | 15           | 184,681          | 0         | 0              | 3          | 50,694            | 0              | 0              | 61.6           |
| Siegenburg Air Range                 | Air Force Active | Landshut                   | 3            | 2,650            | 0         | 0              | 5          | 7,756             | 0              | 681            | 7.0            |
| Spangdahlem AB                       | Air Force Active | Spangdahlem                | 378          | 1,839,597        | 0         | 0              | 214        | 2,113,211         | 0              | 1,617          | 2,196.5        |
| Spangdahlem Waste Annex              | Air Force Active | Spangdahlem                | 2            | 2,586            | 0         | 0              | 2          | 4,105             | 0              | 3              | 51.3           |
| Vogelweh FH Annex                    | Air Force Active | Kaiserlautern              | 184          | 987,521          | 0         | 0              | 108        | 2,462,746         | 0              | 631            | 978.1          |
| * OTHER SITE(S) : 13                 |                  |                            | 17           | 65,811           | 3         | 3,796          | 17         | 69,640            | 0              | 20             | 55.5           |
| <b>Germany Total:</b>                |                  |                            | <b>1,226</b> | <b>8,041,935</b> | <b>4</b>  | <b>6,704</b>   | <b>895</b> | <b>14,338,213</b> | <b>0</b>       | <b>3,310</b>   | <b>9,204.0</b> |
| <b>Greenland</b>                     |                  |                            |              |                  |           |                |            |                   |                |                |                |
| Thule AB                             | Air Force Active | Thule                      | 194          | 2,251,298        | 0         | 0              | 0          | 0                 | 0              | 233,034        | 3,267.0        |
| <b>Greenland Total:</b>              |                  |                            | <b>194</b>   | <b>2,251,298</b> | <b>0</b>  | <b>0</b>       | <b>0</b>   | <b>0</b>          | <b>0</b>       | <b>233,034</b> | <b>3,267.0</b> |
| <b>Italy</b>                         |                  |                            |              |                  |           |                |            |                   |                |                |                |
| Aviano AB                            | Air Force Active | Aviano                     | 109          | 804,157          | 0         | 0              | 96         | 1,577,641         | 0              | 1,200          | 1,717.0        |
| Aviano Administration Annex Group HQ | Air Force Active | Aviano                     | 6            | 6,006            | 0         | 0              | 5          | 40,554            | 0              | 8              | 21.6           |
| Aviano Ammunition Storage Annex      | Air Force Active | Aviano                     | 3            | 6,673            | 0         | 0              | 32         | 94,975            | 0              | 47             | 45.0           |
| Aviano Bachelor Housing Annex 1      | Air Force Active | Aviano                     | 15           | 147,822          | 0         | 0              | 6          | 475,732           | 0              | 39             | 318.5          |
| Aviano Bachelor Housing Annex 2      | Air Force Active | Aviano                     | 7            | 217,208          | 0         | 0              | 9          | 82,949            | 0              | 13             | 117.3          |
| Aviano FH Annex 5                    | Air Force Active | Aviano                     | 0            | 0                | 23        | 68,235         | 0          | 0                 | 0              | 0              | 17.5           |
| Aviano Maintenance Annex             | Air Force Active | Aviano                     | 6            | 4,618            | 0         | 0              | 7          | 111,343           | 0              | 7              | 33.7           |
| Aviano Storage Annex                 | Air Force Active | Aviano                     | 0            | 0                | 2         | 94,440         | 0          | 0                 | 0              | 6              | 17.2           |
| Ghedi Radio Relay Site               | Air Force Active | Brescia                    | 11           | 28,676           | 0         | 0              | 4          | 27,369            | 0              | 1              | 22.7           |
| San Vito Dei Normanni AS             | Air Force Active | San Vito Normanni          | 2            | 3,800            | 0         | 0              | 0          | 0                 | 0              | 25             | 4.0            |
| * OTHER SITE(S) : 6                  |                  |                            | 3            | 10,580           | 2         | 23,435         | 4          | 11,590            | 0              | 21             | 24.1           |
| <b>Italy Total:</b>                  |                  |                            | <b>162</b>   | <b>1,229,540</b> | <b>27</b> | <b>186,110</b> | <b>163</b> | <b>2,422,153</b>  | <b>0</b>       | <b>1,367</b>   | <b>2,338.6</b> |
| <b>Japan</b>                         |                  |                            |              |                  |           |                |            |                   |                |                |                |
| Camp Courtney FH Annex               | Air Force Active | Camp Courtney<br>Okinawa N | 75           | 1,137,509        | 0         | 0              | 0          | 0                 | 65             | 65             | 365.5          |
| Camp Foster FH Annex                 | Air Force Active | Camp Foster Okinawa        | 732          | 2,669,219        | 0         | 0              | 0          | 0                 | 453            | 453            | 942.0          |
| Camp Kinser                          | Air Force Active | Makiminato Okinawa         | 43           | 2,266,584        | 0         | 0              | 0          | 0                 | 135            | 135            | 692.8          |
| Camp Kuwae FH Annex                  | Air Force Active | Chatan Okinawa             | 157          | 577,425          | 0         | 0              | 0          | 0                 | 70             | 70             | 187.2          |
| Camp McTureous FH Annex              | Air Force Active | Camp Courtney<br>Okinawa N | 80           | 678,732          | 0         | 0              | 0          | 0                 | 64             | 64             | 214.6          |
| Camp Shields FH Annex                | Air Force Active | Camp Shields-Okinawa       | 8            | 7,091            | 0         | 0              | 89         | 562,501           | 89             | 89             | 255.2          |

\* US Locations that do not meet criteria of at least ten (10) Acres AND at least \$10M PRV. US Territories and Non-US Locations that do not meet criteria of at least ten (10) Acres OR at least \$10M PRV.



**DEPARTMENT OF DEFENSE - Air Force**  
**Base Structure Report - As of 30 Sept 2014**

| SITE                               | COMPONENT        | NAME<br>NEAREST<br>CITY | BUILDINGS    |                   |          |              |              |                   | ACRES<br>OWNED | TOTAL<br>ACRES | PRV (\$M)       |
|------------------------------------|------------------|-------------------------|--------------|-------------------|----------|--------------|--------------|-------------------|----------------|----------------|-----------------|
|                                    |                  |                         | OWNED        |                   | LEASED   |              | OTHER        |                   |                |                |                 |
|                                    |                  |                         | COUNT        | SQFT              | COUNT    | SQFT         | COUNT        | SQFT              |                |                |                 |
| Camp Zama Communications Station   | Air Force Active | Zama                    | 0            | 0                 | 0        | 0            | 4            | 13,721            | 0              | 1              | 13.6            |
| Chitose Administration Annex       | Air Force Active | Chitose                 | 9            | 45,306            | 0        | 0            | 0            | 0                 | 0              | 1,067          | 42.6            |
| Draughon Training Range            | Air Force Active | Misawa AFB              | 3            | 4,644             | 0        | 0            | 5            | 13,453            | 0              | 1,889          | 22.4            |
| Idesuna Jima Air Range             | Air Force Active | Okinawa Island          | 0            | 0                 | 0        | 0            | 0            | 0                 | 61             | 61             | 0.0             |
| Itazuke Auxiliary Airfield         | Air Force Active | Fukuoka                 | 0            | 0                 | 0        | 0            | 1            | 30,873            | 0              | 6              | 20.0            |
| Kadena AB                          | Air Force Active | Kadena Air Base Okinawa | 1,363        | 5,435,527         | 0        | 0            | 745          | 8,125,297         | 4,906          | 4,906          | 7,508.6         |
| Kadena Ammo Storage Annex          | Air Force Active | Kadena Air Base Okinawa | 333          | 1,626,868         | 0        | 0            | 83           | 612,518           | 6,077          | 6,077          | 1,171.3         |
| Misawa AB                          | Air Force Active | Misawa AFB              | 163          | 980,111           | 0        | 0            | 554          | 7,586,932         | 0              | 3,864          | 6,125.8         |
| Momote Annex                       | Air Force Active | Unknown                 | 0            | 0                 | 0        | 0            | 3            | 2,976             | 0              | 30             | 5.0             |
| Okuma Recreation Annex             | Air Force Active | Okuma Okinawa           | 45           | 62,537            | 0        | 0            | 2            | 14,068            | 135            | 135            | 58.1            |
| Owada Communications Station       | Air Force Active | Owada                   | 0            | 0                 | 0        | 0            | 1            | 21,152            | 0              | 328            | 22.4            |
| Tama Service Annex                 | Air Force Active | Tana                    | 13           | 12,306            | 0        | 0            | 38           | 101,449           | 0              | 483            | 79.0            |
| Tokorozawa Transmitter Site        | Air Force Active | Tokorosana              | 7            | 59,913            | 0        | 0            | 0            | 0                 | 0              | 320            | 119.7           |
| Tori Shima Air Range               | Air Force Active | Okinawa Island          | 0            | 0                 | 0        | 0            | 0            | 0                 | 10             | 10             | 0.0             |
| Yokota AB                          | Air Force Active | Yokota AFB              | 102          | 528,863           | 0        | 0            | 595          | 9,468,982         | 0              | 1,750          | 5,741.9         |
| * OTHER SITE(S) : 16               |                  |                         | 12           | 21,634            | 0        | 0            | 19           | 58,092            | 12             | 24             | 46.1            |
| <b>Japan Total:</b>                |                  |                         | <b>3,145</b> | <b>16,114,269</b> | <b>0</b> | <b>0</b>     | <b>2,139</b> | <b>26,612,014</b> | <b>12,077</b>  | <b>21,828</b>  | <b>23,633.7</b> |
| <b><u>Netherlands</u></b>          |                  |                         |              |                   |          |              |              |                   |                |                |                 |
| * OTHER SITE(S) : 1                |                  |                         | 3            | 6,273             | 0        | 0            | 0            | 0                 | 0              | 0              | 4.1             |
| <b>Netherlands Total:</b>          |                  |                         | <b>3</b>     | <b>6,273</b>      | <b>0</b> | <b>0</b>     | <b>0</b>     | <b>0</b>          | <b>0</b>       | <b>0</b>       | <b>4.1</b>      |
| <b><u>Netherlands Antilles</u></b> |                  |                         |              |                   |          |              |              |                   |                |                |                 |
| Davis-Monthan AFB (Curacao)        | Air Force Active | Curacao                 | 17           | 91,884            | 0        | 0            | 0            | 0                 | 0              | 42             | 48.1            |
| <b>Netherlands Antilles Total:</b> |                  |                         | <b>17</b>    | <b>91,884</b>     | <b>0</b> | <b>0</b>     | <b>0</b>     | <b>0</b>          | <b>0</b>       | <b>42</b>      | <b>48.1</b>     |
| <b><u>Norway</u></b>               |                  |                         |              |                   |          |              |              |                   |                |                |                 |
| Stavanger Admin Office             | Air Force Active | Stavanger               | 1            | 4,550             | 0        | 0            | 2            | 21,836            | 0              | 0              | 14.2            |
| * OTHER SITE(S) : 1                |                  |                         | 0            | 0                 | 1        | 3,628        | 0            | 0                 | 0              | 0              | 1.5             |
| <b>Norway Total:</b>               |                  |                         | <b>1</b>     | <b>4,550</b>      | <b>1</b> | <b>3,628</b> | <b>2</b>     | <b>21,836</b>     | <b>0</b>       | <b>0</b>       | <b>15.7</b>     |
| <b><u>Oman</u></b>                 |                  |                         |              |                   |          |              |              |                   |                |                |                 |
| Masirah Island Mpt Site 1          | Air Force Active | Unknown                 | 0            | 0                 | 0        | 0            | 0            | 0                 | 0              | 3,000          | 0.0             |
| SEEB MPT Site 1                    | Air Force Active | Seeb                    | 1            | 21,744            | 0        | 0            | 21           | 243,344           | 0              | 3,000          | 118.9           |
| Thumrait MAP                       | Air Force Active | Unknown                 | 0            | 0                 | 0        | 0            | 0            | 0                 | 0              | 3,000          | 0.0             |
| <b>Oman Total:</b>                 |                  |                         | <b>1</b>     | <b>21,744</b>     | <b>0</b> | <b>0</b>     | <b>21</b>    | <b>243,344</b>    | <b>0</b>       | <b>9,000</b>   | <b>118.9</b>    |

\* US Locations that do not meet criteria of at least ten (10) Acres AND at least \$10M PRV. US Territories and Non-US Locations that do not meet criteria of at least ten (10) Acres OR at least \$10M PRV.

**DEPARTMENT OF DEFENSE - Air Force**  
**Base Structure Report - As of 30 Sept 2014**

| SITE                                       | COMPONENT        | NAME<br>NEAREST<br>CITY | BUILDINGS    |                   |          |          |            |                  | ACRES<br>OWNED | TOTAL<br>ACRES | PRV (\$M)      |
|--|------------------|-------------------------|--------------|-------------------|----------|----------|------------|------------------|----------------|----------------|----------------|
|  |                  |                         | OWNED        |                   | LEASED   |          | OTHER      |                  |                |                |                |
|  |                  |                         | COUNT        | SQFT              | COUNT    | SQFT     | COUNT      | SQFT             |                |                |                |
| <b>Portugal</b>                            |                  |                         |              |                   |          |          |            |                  |                |                |                |
| Aigualva Munitions Storage Annex           | Air Force Active | Lajes Field             | 0            | 0                 | 0        | 0        | 0          | 0                | 0              | 68             | 1.2            |
| Caldeira Ammunition Storage Area           | Air Force Active | Lajes Field             | 3            | 6,331             | 0        | 0        | 0          | 0                | 0              | 29             | 3.6            |
| Cinco Picos Globecom Annex                 | Air Force Active | Lajes Field             | 2            | 2,567             | 0        | 0        | 0          | 0                | 0              | 159            | 8.6            |
| Covadascinzas Petroleum Products Stg Annex | Air Force Active | Lajes Field             | 0            | 0                 | 0        | 0        | 0          | 0                | 0              | 41             | 11.5           |
| Lajes Annex                                | Air Force Active | Lajes Field             | 4            | 1,270             | 0        | 0        | 0          | 0                | 0              | 1              | 22.9           |
| Lajes Field                                | Air Force Active | Lajes Field             | 360          | 2,607,795         | 0        | 0        | 0          | 0                | 0              | 973            | 1,436.2        |
| Praia Da Victoria Dock Annex               | Air Force Active | Lajes Field             | 15           | 19,494            | 0        | 0        | 0          | 0                | 0              | 4              | 38.5           |
| Praia Da Victoria Fuel Storage Annex       | Air Force Active | Lajes Field             | 13           | 7,504             | 0        | 0        | 0          | 0                | 0              | 53             | 66.7           |
| Villa Nova Globecom Annex                  | Air Force Active | Lajes Field             | 1            | 1,748             | 0        | 0        | 0          | 0                | 0              | 99             | 2.1            |
| * OTHER SITE(S) : 8                        |                  |                         | 10           | 3,325             | 0        | 0        | 0          | 0                | 0              | 13             | 3.6            |
| <b>Portugal Total:</b>                     |                  |                         | <b>408</b>   | <b>2,650,034</b>  | <b>0</b> | <b>0</b> | <b>0</b>   | <b>0</b>         | <b>0</b>       | <b>1,440</b>   | <b>1,594.8</b> |
| <b>Saint Helena</b>                        |                  |                         |              |                   |          |          |            |                  |                |                |                |
| Ascension Auxiliary Airfield               | Air Force Active | Ascension Island        | 128          | 408,457           | 0        | 0        | 0          | 0                | 0              | 3,463          | 309.8          |
| <b>Saint Helena Total:</b>                 |                  |                         | <b>128</b>   | <b>408,457</b>    | <b>0</b> | <b>0</b> | <b>0</b>   | <b>0</b>         | <b>0</b>       | <b>3,463</b>   | <b>309.8</b>   |
| <b>South Korea</b>                         |                  |                         |              |                   |          |          |            |                  |                |                |                |
| Camp Red Cloud Communications Site         | Air Force Active | Uijong Bu               | 0            | 0                 | 0        | 0        | 8          | 70,522           | 0              | 4              | 20.9           |
| Kimhae Storage Annex                       | Air Force Active | Kimhae                  | 38           | 363,498           | 0        | 0        | 1          | 51,333           | 0              | 86             | 93.8           |
| Kunsan AB                                  | Air Force Active | Kunsan                  | 362          | 2,826,047         | 0        | 0        | 29         | 637,212          | 0              | 0              | 1,588.5        |
| Kwang-Ju AB                                | Air Force Active | Kwangju                 | 100          | 629,243           | 0        | 0        | 1          | 20,000           | 0              | 313            | 278.3          |
| Osan AFB                                   | Air Force Active | Osan AFB                | 398          | 5,751,887         | 0        | 0        | 57         | 1,036,273        | 0              | 1,523          | 2,660.3        |
| Osan Ni Ammunition Storage Annex           | Air Force Active | Osan                    | 21           | 74,502            | 0        | 0        | 0          | 0                | 0              | 603            | 28.8           |
| Osan Site 2                                | Air Force Active | Osan AFB                | 3            | 1,495             | 0        | 0        | 0          | 0                | 0              | 59             | 12.0           |
| Osan Site 3                                | Air Force Active | Osan AFB                | 0            | 0                 | 0        | 0        | 0          | 0                | 0              | 445            | 1.7            |
| Pil-Sung Air Range                         | Air Force Active | Pil-Sung                | 10           | 18,560            | 0        | 0        | 2          | 24,676           | 0              | 27             | 14.4           |
| Suwon AB                                   | Air Force Active | Suwon                   | 40           | 128,897           | 0        | 0        | 63         | 589,118          | 0              | 267            | 397.6          |
| Taegu AB                                   | Air Force Active | Taegu                   | 140          | 740,043           | 0        | 0        | 1          | 18,765           | 0              | 696            | 337.3          |
| * OTHER SITE(S) : 4                        |                  |                         | 2            | 20,778            | 0        | 0        | 10         | 41,982           | 0              | 5              | 11.2           |
| <b>South Korea Total:</b>                  |                  |                         | <b>1,114</b> | <b>10,554,950</b> | <b>0</b> | <b>0</b> | <b>172</b> | <b>2,489,881</b> | <b>0</b>       | <b>4,028</b>   | <b>5,445.0</b> |
| <b>Spain</b>                               |                  |                         |              |                   |          |          |            |                  |                |                |                |
| Moron AB                                   | Air Force Active | Moran AB                | 160          | 837,338           | 0        | 0        | 0          | 0                | 0              | 2,808          | 776.7          |
| <b>Spain Total:</b>                        |                  |                         | <b>160</b>   | <b>837,338</b>    | <b>0</b> | <b>0</b> | <b>0</b>   | <b>0</b>         | <b>0</b>       | <b>2,808</b>   | <b>776.7</b>   |

\* US Locations that do not meet criteria of at least ten (10) Acres AND at least \$10M PRV. US Territories and Non-US Locations that do not meet criteria of at least ten (10) Acres OR at least \$10M PRV.

**DEPARTMENT OF DEFENSE - Air Force**  
**Base Structure Report - As of 30 Sept 2014**

| SITE  | COMPONENT        | NAME<br>NEAREST<br>CITY | BUILDINGS     |                    |            |                   |              |                   | ACRES<br>OWNED   | TOTAL<br>ACRES   | PRV (\$M)        |
|---|------------------|-------------------------|---------------|--------------------|------------|-------------------|--------------|-------------------|------------------|------------------|------------------|
|   |                  |                         | OWNED         |                    | LEASED     |                   | OTHER        |                   |                  |                  |                  |
|   |                  |                         | COUNT         | SQFT               | COUNT      | SQFT              | COUNT        | SQFT              |                  |                  |                  |
| <b>Turkey</b>                                   |                  |                         |               |                    |            |                   |              |                   |                  |                  |                  |
| Ankara Administration Office                    | Air Force Active | Ankara                  | 23            | 149,014            | 0          | 0                 | 0            | 0                 | 14               | 14               | 45.9             |
| Batman AB                                       | Air Force Active | Batman                  | 0             | 0                  | 0          | 0                 | 13           | 28,176            | 0                | 0                | 19.7             |
| Cigli AB  | Air Force Active | Izmir                   | 0             | 0                  | 0          | 0                 | 19           | 148,127           | 0                | 0                | 32.7             |
| Incirlilik AB                                   | Air Force Active | Adana                   | 713           | 4,188,961          | 0          | 0                 | 1            | 7,600             | 0                | 3,337            | 2,399.0          |
| Izmir AS  | Air Force Active | Izmir                   | 0             | 0                  | 2          | 49,496            | 0            | 0                 | 0                | 0                | 12.6             |
| Mus AB  | Air Force Active | Batman                  | 0             | 0                  | 0          | 0                 | 12           | 25,239            | 0                | 0                | 14.8             |
| Yumurtalik Petroleum Prod Storage Annex         | Air Force Active | Yumurtalik              | 6             | 7,743              | 0          | 0                 | 0            | 0                 | 36               | 142              | 111.0            |
| * OTHER SITE(S) : 8                             |                  |                         | 3             | 15,320             | 2          | 26,909            | 6            | 96,840            | 1                | 1                | 24.2             |
| <b>Turkey Total:</b>                            |                  |                         | <b>745</b>    | <b>4,361,038</b>   | <b>4</b>   | <b>76,405</b>     | <b>51</b>    | <b>305,982</b>    | <b>51</b>        | <b>3,494</b>     | <b>2,659.9</b>   |
| <b>United Kingdom</b>                           |                  |                         |               |                    |            |                   |              |                   |                  |                  |                  |
| Blenheim Crescent                               | Air Force Active | Unknown                 | 4             | 23,222             | 0          | 0                 | 1            | 24,636            | 0                | 0                | 17.2             |
| Eriswell FH Annex                               | Air Force Active | Lakenheath              | 0             | 0                  | 103        | 548,459           | 0            | 0                 | 0                | 62               | 126.2            |
| RAF Alconbury                                   | Air Force Active | Cambridge               | 169           | 979,047            | 0          | 0                 | 12           | 192,526           | 0                | 218              | 399.9            |
| RAF Barford St John Transmitter Annex           | Air Force Active | Banbury                 | 1             | 22,006             | 0          | 0                 | 0            | 0                 | 0                | 476              | 18.0             |
| RAF Bicester                                    | Air Force Active | Paynes End              | 255           | 224,320            | 0          | 0                 | 78           | 101,872           | 0                | 35               | 79.7             |
| RAF Croughton                                   | Air Force Active | Northamptonshire        | 120           | 662,574            | 0          | 0                 | 18           | 169,291           | 0                | 694              | 364.9            |
| RAF Ely Family Housing Annex                    | Air Force Active | Ely                     | 0             | 0                  | 0          | 0                 | 63           | 147,294           | 0                | 5                | 57.4             |
| RAF Fairford                                    | Air Force Active | Fairford                | 99            | 438,039            | 0          | 0                 | 81           | 493,461           | 0                | 1,170            | 670.3            |
| RAF Feltwell                                    | Air Force Active | Feltwell                | 73            | 415,622            | 0          | 0                 | 177          | 927,396           | 0                | 332              | 413.1            |
| RAF Lakenheath                                  | Air Force Active | Lakenheath              | 810           | 4,138,100          | 0          | 0                 | 155          | 949,037           | 0                | 2,007            | 2,671.3          |
| RAF Menwith Hill                                | Air Force Active | Harrogate               | 0             | 0                  | 0          | 0                 | 173          | 1,191,002         | 0                | 545              | 522.5            |
| RAF Mildenhall                                  | Air Force Active | Mildenhall              | 311           | 1,702,158          | 0          | 0                 | 149          | 1,233,097         | 0                | 1,163            | 1,421.6          |
| RAF Mildenhall Ammo Storage Annex               | Air Force Active | Mildenhall              | 19            | 19,701             | 0          | 0                 | 0            | 0                 | 0                | 37               | 9.0              |
| RAF Molesworth                                  | Air Force Active | Cambridge               | 60            | 179,014            | 0          | 0                 | 30           | 289,859           | 0                | 659              | 201.5            |
| RAF Molesworth Storage Annex 12                 | Air Force Active | Cambridge               | 2             | 30,988             | 0          | 0                 | 0            | 0                 | 0                | 37               | 11.9             |
| RAF Welford Ammo Storage Area                   | Air Force Active | Welford                 | 79            | 237,549            | 0          | 0                 | 192          | 475,817           | 0                | 806              | 313.8            |
| * OTHER SITE(S) : 11                            |                  |                         | 8             | 20,480             | 1          | 799               | 81           | 120,870           | 0                | 12               | 46.4             |
| <b>United Kingdom Total:</b>                    |                  |                         | <b>2,010</b>  | <b>9,092,820</b>   | <b>104</b> | <b>549,258</b>    | <b>1,210</b> | <b>6,316,158</b>  | <b>0</b>         | <b>8,258</b>     | <b>7,344.6</b>   |
| <b>Overseas Total:</b>                          |                  |                         | <b>9,406</b>  | <b>55,885,499</b>  | <b>145</b> | <b>834,543</b>    | <b>4,659</b> | <b>52,766,677</b> | <b>12,128</b>    | <b>292,261</b>   | <b>56,872.3</b>  |
| <b>Worldwide Totals By Reporting Component:</b> |                  |                         | <b>44,733</b> | <b>515,557,068</b> | <b>607</b> | <b>12,072,399</b> | <b>5,426</b> | <b>58,733,220</b> | <b>1,751,798</b> | <b>9,122,702</b> | <b>275,851.8</b> |

\* US Locations that do not meet criteria of at least ten (10) Acres AND at least \$10M PRV. US Territories and Non-US Locations that do not meet criteria of at least ten (10) Acres OR at least \$10M PRV.

**DEPARTMENT OF DEFENSE - Marine Corps**  
**Base Structure Report - As of 30 Sept 2014**

| SITE                              | COMPONENT              | NAME<br>NEAREST<br>CITY | BUILDINGS  |                  |          |          |            |                  | ACRES<br>OWNED | TOTAL<br>ACRES | PRV (\$M)      |
|-----------------------------------|------------------------|-------------------------|------------|------------------|----------|----------|------------|------------------|----------------|----------------|----------------|
|                                   |                        |                         | OWNED      |                  | LEASED   |          | OTHER      |                  |                |                |                |
|                                   |                        |                         | COUNT      | SQFT             | COUNT    | SQFT     | COUNT      | SQFT             |                |                |                |
| <b>Alabama</b>                    |                        |                         |            |                  |          |          |            |                  |                |                |                |
| * OTHER SITE(S) : 2               |                        |                         | 8          | 52,381           | 0        | 0        | 0          | 0                | 13             | 13             | 12.3           |
| <b>Alabama Total:</b>             |                        |                         | <b>8</b>   | <b>52,381</b>    | <b>0</b> | <b>0</b> | <b>0</b>   | <b>0</b>         | <b>13</b>      | <b>13</b>      | <b>12.3</b>    |
| <b>Arizona</b>                    |                        |                         |            |                  |          |          |            |                  |                |                |                |
| Barry Goldwater Range             | Marine Corps<br>Active | Yuma                    | 51         | 202,943          | 0        | 0        | 0          | 0                | 41,613         | 692,800        | 300.0          |
| MCAS Yuma                         | Marine Corps<br>Active | Yuma                    | 288        | 2,878,824        | 0        | 0        | 362        | 1,227,124        | 2,824          | 4,723          | 1,625.9        |
| MCAS Yuma Hsg-Off Base            | Marine Corps<br>Active | Yuma                    | 0          | 0                | 0        | 0        | 26         | 148,592          | 23             | 23             | 34.3           |
| * OTHER SITE(S) : 3               |                        |                         | 20         | 27,494           | 0        | 0        | 0          | 0                | 10             | 34             | 8.9            |
| <b>Arizona Total:</b>             |                        |                         | <b>359</b> | <b>3,109,261</b> | <b>0</b> | <b>0</b> | <b>388</b> | <b>1,375,716</b> | <b>44,470</b>  | <b>697,580</b> | <b>1,969.1</b> |
| <b>California</b>                 |                        |                         |            |                  |          |          |            |                  |                |                |                |
| Chocolate Mountain Air Gnry Range | Marine Corps<br>Active | Niland                  | 4          | 44,817           | 0        | 0        | 0          | 0                | 228,368        | 456,692        | 282.7          |
| MCAS El Toro LIFOC                | Marine Corps<br>Active | Irvine                  | 8          | 78,160           | 0        | 0        | 0          | 0                | 272            | 272            | 20.5           |
| MCAS Miramar                      | Marine Corps<br>Active | San Diego               | 417        | 6,383,211        | 0        | 0        | 311        | 1,267,536        | 21,191         | 22,906         | 3,201.8        |
| MCAS Tustin Carve-Out 2           | Marine Corps<br>Active | Tustin                  | 41         | 470,215          | 0        | 0        | 0          | 0                | 34             | 34             | 147.5          |
| MCB Camp Pendleton                | Marine Corps<br>Active | Camp Pendleton          | 1,848      | 21,819,530       | 25       | 94,082   | 3,411      | 13,632,284       | 124,912        | 127,208        | 11,908.9       |
| MCLB Barstow                      | Marine Corps<br>Active | Barstow                 | 149        | 2,487,434        | 0        | 0        | 0          | 0                | 359            | 3,764          | 710.7          |
| MCLB Barstow Yermo Area           | Marine Corps<br>Active | Barstow                 | 95         | 2,057,727        | 0        | 0        | 0          | 0                | 1,211          | 1,526          | 775.6          |
| MCRD San Diego                    | Marine Corps<br>Active | San Diego               | 142        | 2,804,131        | 0        | 0        | 11         | 23,961           | 428            | 428            | 866.8          |
| MCRD San Diego Former NTC         | Marine Corps<br>Active | San Diego               | 5          | 142,957          | 0        | 0        | 0          | 0                | 72             | 72             | 51.9           |
| MWTC Bridgeport                   | Marine Corps<br>Active | Coleville               | 49         | 319,420          | 0        | 0        | 0          | 0                | 346            | 44,452         | 132.0          |
| Twentynine Palms Main Base        | Marine Corps<br>Active | Twentynine Palms        | 845        | 7,124,943        | 0        | 0        | 688        | 3,091,523        | 173,907        | 617,107        | 4,811.7        |
| Vista Del Sol East                | Marine Corps<br>Active | Twentynine Palms        | 0          | 0                | 0        | 0        | 50         | 254,780          | 0              | 29             | 57.8           |
| Vista Del Sol West                | Marine Corps<br>Active | Twentynine Palms        | 0          | 0                | 0        | 0        | 101        | 446,255          | 0              | 65             | 100.4          |
| * OTHER SITE(S) : 17              |                        |                         | 29         | 172,297          | 1        | 6,962    | 50         | 211,598          | 25             | 55             | 106.4          |

\* US Locations that do not meet criteria of at least ten (10) Acres AND at least \$10M PRV. US Territories and Non-US Locations that do not meet criteria of at least ten (10) Acres OR at least \$10M PRV.

## DEPARTMENT OF DEFENSE - Marine Corps

### Base Structure Report - As of 30 Sept 2014

| SITE                          | COMPONENT            | NAME<br>NEAREST<br>CITY            | BUILDINGS    |                   |           |                |              |                   | ACRES<br>OWNED | TOTAL<br>ACRES   | PRV (\$M)       |
|-------------------------------|----------------------|------------------------------------|--------------|-------------------|-----------|----------------|--------------|-------------------|----------------|------------------|-----------------|
|                               |                      |                                    | OWNED        |                   | LEASED    |                | OTHER        |                   |                |                  |                 |
|                               |                      |                                    | COUNT        | SQFT              | COUNT     | SQFT           | COUNT        | SQFT              |                |                  |                 |
|                               |                      | <b>California Total:</b>           | <b>3,632</b> | <b>43,904,841</b> | <b>26</b> | <b>101,044</b> | <b>4,622</b> | <b>18,927,937</b> | <b>551,126</b> | <b>1,274,611</b> | <b>23,174.6</b> |
| <b>Delaware</b>               |                      |                                    |              |                   |           |                |              |                   |                |                  |                 |
| * OTHER SITE(S) : 1           |                      |                                    | 4            | 40,978            | 0         | 0              | 0            | 0                 | 8              | 8                | 11.3            |
|                               |                      | <b>Delaware Total:</b>             | <b>4</b>     | <b>40,978</b>     | <b>0</b>  | <b>0</b>       | <b>0</b>     | <b>0</b>          | <b>8</b>       | <b>8</b>         | <b>11.3</b>     |
| <b>District of Columbia</b>   |                      |                                    |              |                   |           |                |              |                   |                |                  |                 |
| * OTHER SITE(S) : 3           |                      |                                    | 18           | 301,427           | 0         | 0              | 0            | 0                 | 12             | 12               | 114.3           |
|                               |                      | <b>District of Columbia Total:</b> | <b>18</b>    | <b>301,427</b>    | <b>0</b>  | <b>0</b>       | <b>0</b>     | <b>0</b>          | <b>12</b>      | <b>12</b>        | <b>114.3</b>    |
| <b>Florida</b>                |                      |                                    |              |                   |           |                |              |                   |                |                  |                 |
| 4th MARDIV Jacksonville Maint | Marine Corps Reserve | Jacksonville                       | 5            | 45,689            | 0         | 0              | 0            | 0                 | 111            | 111              | 13.1            |
| MCRC Tampa                    | Marine Corps Reserve | Tampa                              | 14           | 33,510            | 0         | 0              | 0            | 0                 | 0              | 19               | 11.2            |
| MCSF Blount Island            | Marine Corps Active  | Jacksonville                       | 61           | 908,255           | 0         | 0              | 0            | 0                 | 912            | 1,082            | 333.8           |
|                               |                      | <b>Florida Total:</b>              | <b>80</b>    | <b>987,454</b>    | <b>0</b>  | <b>0</b>       | <b>0</b>     | <b>0</b>          | <b>1,022</b>   | <b>1,211</b>     | <b>358.1</b>    |
| <b>Georgia</b>                |                      |                                    |              |                   |           |                |              |                   |                |                  |                 |
| MCLB Albany                   | Marine Corps Active  | Albany                             | 259          | 6,790,543         | 0         | 0              | 90           | 240,444           | 3,389          | 3,394            | 1,363.1         |
| NAS Atlanta Windy Hill        | Marine Corps Reserve | Smyrna                             | 11           | 75,395            | 0         | 0              | 0            | 0                 | 28             | 28               | 16.3            |
| * OTHER SITE(S) : 2           |                      |                                    | 10           | 11,722            | 1         | 1,219          | 0            | 0                 | 5,183          | 35,234           | 6.7             |
|                               |                      | <b>Georgia Total:</b>              | <b>280</b>   | <b>6,877,660</b>  | <b>1</b>  | <b>1,219</b>   | <b>90</b>    | <b>240,444</b>    | <b>8,600</b>   | <b>38,656</b>    | <b>1,386.1</b>  |
| <b>Hawaii</b>                 |                      |                                    |              |                   |           |                |              |                   |                |                  |                 |
| MC Trng Area Bellows          | Marine Corps Active  | Waimanalo                          | 15           | 116,231           | 0         | 0              | 0            | 0                 | 28             | 1,030            | 109.3           |
| MCB Camp Smith                | Marine Corps Active  | Aiea                               | 50           | 896,574           | 0         | 0              | 9            | 19,010            | 219            | 221              | 573.9           |
| MCB Hawaii Kaneohe            | Marine Corps Active  | Kaneohe                            | 563          | 4,838,356         | 0         | 0              | 973          | 3,835,014         | 2,686          | 2,955            | 5,360.5         |
| MCB Hawaii Manana Capehart    | Marine Corps Active  | Pearl City                         | 8            | 14,943            | 0         | 0              | 153          | 429,514           | 52             | 52               | 183.0           |
| MCB Hawaii Pearl City Annex   | Marine Corps Active  | Pearl City                         | 7            | 255,008           | 0         | 0              | 0            | 0                 | 27             | 27               | 74.1            |
| MCB Hawaii Puuloa-Oahu        | Marine Corps Active  | Ewa Beach                          | 23           | 47,010            | 0         | 0              | 0            | 0                 | 165            | 165              | 60.1            |
| * OTHER SITE(S) : 2           |                      |                                    | 0            | 0                 | 0         | 0              | 0            | 0                 | 187            | 202              | 1.3             |

\* US Locations that do not meet criteria of at least ten (10) Acres AND at least \$10M PRV. US Territories and Non-US Locations that do not meet criteria of at least ten (10) Acres OR at least \$10M PRV.

## DEPARTMENT OF DEFENSE - Marine Corps

### Base Structure Report - As of 30 Sept 2014

| SITE                             | COMPONENT            | NAME<br>NEAREST<br>CITY | BUILDINGS |           |        |        |       |           | ACRES<br>OWNED | TOTAL<br>ACRES | PRV (\$M) |
|----------------------------------|----------------------|-------------------------|-----------|-----------|--------|--------|-------|-----------|----------------|----------------|-----------|
|                                  |                      |                         | OWNED     |           | LEASED |        | OTHER |           |                |                |           |
|                                  |                      |                         | COUNT     | SQFT      | COUNT  | SQFT   | COUNT | SQFT      |                |                |           |
|                                  |                      | Hawaii Total:           | 666       | 6,168,121 | 0      | 0      | 1,135 | 4,283,538 | 3,364          | 4,652          | 6,362.3   |
| <b><u>Illinois</u></b>           |                      |                         |           |           |        |        |       |           |                |                |           |
|                                  |                      | * OTHER SITE(S) : 2     | 6         | 70,358    | 0      | 0      | 0     | 0         | 6              | 10             | 20.2      |
|                                  |                      | Illinois Total:         | 6         | 70,358    | 0      | 0      | 0     | 0         | 6              | 10             | 20.2      |
| <b><u>Indiana</u></b>            |                      |                         |           |           |        |        |       |           |                |                |           |
|                                  |                      | * OTHER SITE(S) : 1     | 2         | 16,570    | 0      | 0      | 0     | 0         | 0              | 4              | 3.9       |
|                                  |                      | Indiana Total:          | 2         | 16,570    | 0      | 0      | 0     | 0         | 0              | 4              | 3.9       |
| <b><u>Louisiana</u></b>          |                      |                         |           |           |        |        |       |           |                |                |           |
|                                  |                      | * OTHER SITE(S) : 4     | 11        | 524,251   | 0      | 0      | 0     | 0         | 10             | 18             | 156.1     |
|                                  |                      | Louisiana Total:        | 11        | 524,251   | 0      | 0      | 0     | 0         | 10             | 18             | 156.1     |
| <b><u>Maryland</u></b>           |                      |                         |           |           |        |        |       |           |                |                |           |
|                                  |                      | * OTHER SITE(S) : 2     | 3         | 49,705    | 1      | 51,406 | 0     | 0         | 9              | 9              | 32.5      |
|                                  |                      | Maryland Total:         | 3         | 49,705    | 1      | 51,406 | 0     | 0         | 9              | 9              | 32.5      |
| <b><u>Massachusetts</u></b>      |                      |                         |           |           |        |        |       |           |                |                |           |
| 4th MAW Chicopee Housing         | Marine Corps Reserve | Chicopee                | 0         | 0         | 0      | 0      | 59    | 275,022   | 50             | 50             | 55.8      |
|                                  |                      | Massachusetts Total:    | 0         | 0         | 0      | 0      | 59    | 275,022   | 50             | 50             | 55.8      |
| <b><u>Michigan</u></b>           |                      |                         |           |           |        |        |       |           |                |                |           |
| NOSC Battle Creek                | Marine Corps Reserve | Battle Creek            | 6         | 60,856    | 0      | 0      | 0     | 0         | 41             | 173            | 18.9      |
|                                  |                      | Michigan Total:         | 6         | 60,856    | 0      | 0      | 0     | 0         | 41             | 173            | 18.9      |
| <b><u>Missouri</u></b>           |                      |                         |           |           |        |        |       |           |                |                |           |
| MCSPTACT Kansas City E Bales     | Marine Corps Reserve | Belton                  | 9         | 89,069    | 0      | 0      | 0     | 0         | 24             | 24             | 25.9      |
| MCSPTACT Kansas City PPV Housing | Marine Corps Reserve | Belton                  | 0         | 0         | 0      | 0      | 239   | 676,340   | 41             | 89             | 129.0     |
|                                  |                      | * OTHER SITE(S) : 4     | 3         | 33,909    | 0      | 0      | 1     | 433,200   | 16             | 16             | 159.2     |
|                                  |                      | Missouri Total:         | 12        | 122,978   | 0      | 0      | 240   | 1,109,540 | 81             | 129            | 314.0     |
| <b><u>Nebraska</u></b>           |                      |                         |           |           |        |        |       |           |                |                |           |
|                                  |                      | * OTHER SITE(S) : 2     | 3         | 41,582    | 0      | 0      | 2     | 3,846     | 8              | 8              | 12.5      |

\* US Locations that do not meet criteria of at least ten (10) Acres AND at least \$10M PRV. US Territories and Non-US Locations that do not meet criteria of at least ten (10) Acres OR at least \$10M PRV.

## DEPARTMENT OF DEFENSE - Marine Corps

### Base Structure Report - As of 30 Sept 2014

| SITE                         | COMPONENT            | NAME<br>NEAREST<br>CITY      | BUILDINGS    |                   |           |                |              |                   | ACRES<br>OWNED | TOTAL<br>ACRES | PRV (\$M)       |
|------------------------------|----------------------|------------------------------|--------------|-------------------|-----------|----------------|--------------|-------------------|----------------|----------------|-----------------|
|                              |                      |                              | OWNED        |                   | LEASED    |                | OTHER        |                   |                |                |                 |
|                              |                      |                              | COUNT        | SQFT              | COUNT     | SQFT           | COUNT        | SQFT              |                |                |                 |
|                              |                      | <b>Nebraska Total:</b>       | <b>3</b>     | <b>41,582</b>     | <b>0</b>  | <b>0</b>       | <b>2</b>     | <b>3,846</b>      | <b>8</b>       | <b>8</b>       | <b>12.5</b>     |
| <b><u>Nevada</u></b>         |                      |                              |              |                   |           |                |              |                   |                |                |                 |
| * OTHER SITE(S) : 1          |                      |                              | 0            | 0                 | 0         | 0              | 0            | 0                 | 0              | 480            | 1.2             |
|                              |                      | <b>Nevada Total:</b>         | <b>0</b>     | <b>0</b>          | <b>0</b>  | <b>0</b>       | <b>0</b>     | <b>0</b>          | <b>0</b>       | <b>480</b>     | <b>1.2</b>      |
| <b><u>New York</u></b>       |                      |                              |              |                   |           |                |              |                   |                |                |                 |
| 4th MARDIV Brooklyn          | Marine Corps Reserve | New York City                | 5            | 106,287           | 0         | 0              | 0            | 0                 | 72             | 72             | 43.5            |
| MCRC Syracuse                | Marine Corps Reserve | Syracuse                     | 9            | 44,688            | 0         | 0              | 0            | 0                 | 264            | 264            | 50.0            |
| * OTHER SITE(S) : 3          |                      |                              | 14           | 276,842           | 0         | 0              | 219          | 349,647           | 16             | 16             | 174.1           |
|                              |                      | <b>New York Total:</b>       | <b>28</b>    | <b>427,817</b>    | <b>0</b>  | <b>0</b>       | <b>219</b>   | <b>349,647</b>    | <b>352</b>     | <b>352</b>     | <b>267.6</b>    |
| <b><u>North Carolina</u></b> |                      |                              |              |                   |           |                |              |                   |                |                |                 |
| ALF Bogue                    | Marine Corps Active  | Bogue                        | 19           | 44,891            | 0         | 0              | 0            | 0                 | 837            | 887            | 34.6            |
| Greater Sandy Run Area Site  | Marine Corps Active  | Camp Lejeune                 | 32           | 59,941            | 0         | 0              | 1            | 282               | 40,126         | 40,940         | 204.6           |
| MCAS Cherry Point            | Marine Corps Active  | Cherry Point                 | 498          | 7,925,348         | 0         | 0              | 1,054        | 2,722,235         | 13,045         | 15,194         | 3,491.6         |
| MCB Camp Lejeune             | Marine Corps Active  | Camp Lejeune                 | 1,383        | 17,255,486        | 49        | 73,047         | 1,713        | 4,179,495         | 82,984         | 88,990         | 6,713.7         |
| MCB Camp Lejeune Midway Park | Marine Corps Active  | Camp Lejeune                 | 22           | 101,604           | 0         | 0              | 343          | 1,350,816         | 0              | 310            | 266.3           |
| MCB Camp Lejeune Oak Grove   | Marine Corps Active  | Pollocksville                | 2            | 4,825             | 0         | 0              | 0            | 0                 | 976            | 976            | 131.9           |
| MCB Camp Lejeune West Site   | Marine Corps Active  | Camp Lejeune                 | 682          | 5,940,223         | 13        | 31,290         | 367          | 601,164           | 2,773          | 2,785          | 2,158.4         |
| OLF Atlantic                 | Marine Corps Active  | Bogue                        | 8            | 19,105            | 0         | 0              | 0            | 0                 | 1,479          | 1,483          | 60.6            |
| Point Of Marsh Target        | Marine Corps Active  | Atlantic                     | 8            | 21,066            | 0         | 0              | 0            | 0                 | 12,460         | 12,460         | 17.3            |
| * OTHER SITE(S) : 12         |                      |                              | 222          | 1,933,678         | 0         | 0              | 754          | 3,987,362         | 151            | 5,591          | 1,245.8         |
|                              |                      | <b>North Carolina Total:</b> | <b>2,876</b> | <b>33,306,167</b> | <b>62</b> | <b>104,337</b> | <b>4,232</b> | <b>12,841,354</b> | <b>154,833</b> | <b>169,617</b> | <b>14,324.8</b> |
| <b><u>Ohio</u></b>           |                      |                              |              |                   |           |                |              |                   |                |                |                 |
| * OTHER SITE(S) : 1          |                      |                              | 5            | 63,486            | 0         | 0              | 0            | 0                 | 0              | 11             | 16.6            |
|                              |                      | <b>Ohio Total:</b>           | <b>5</b>     | <b>63,486</b>     | <b>0</b>  | <b>0</b>       | <b>0</b>     | <b>0</b>          | <b>0</b>       | <b>11</b>      | <b>16.6</b>     |
| <b><u>Pennsylvania</u></b>   |                      |                              |              |                   |           |                |              |                   |                |                |                 |

\* US Locations that do not meet criteria of at least ten (10) Acres AND at least \$10M PRV. US Territories and Non-US Locations that do not meet criteria of at least ten (10) Acres OR at least \$10M PRV.

## DEPARTMENT OF DEFENSE - Marine Corps

### Base Structure Report - As of 30 Sept 2014

| SITE                         | COMPONENT              | NAME<br>NEAREST<br>CITY         | BUILDINGS    |                    |           |                |               |                   | ACRES<br>OWNED | TOTAL<br>ACRES   | PRV (\$M)       |
|------------------------------|------------------------|---------------------------------|--------------|--------------------|-----------|----------------|---------------|-------------------|----------------|------------------|-----------------|
|                              |                        |                                 | OWNED        |                    | LEASED    |                | OTHER         |                   |                |                  |                 |
|                              |                        |                                 | COUNT        | SQFT               | COUNT     | SQFT           | COUNT         | SQFT              |                |                  |                 |
| * OTHER SITE(S) : 3          |                        |                                 | 10           | 67,306             | 0         | 0              | 0             | 0                 | 9              | 13               | 22.1            |
|                              |                        | <b>Pennsylvania Total:</b>      | <b>10</b>    | <b>67,306</b>      | <b>0</b>  | <b>0</b>       | <b>0</b>      | <b>0</b>          | <b>9</b>       | <b>13</b>        | <b>22.1</b>     |
| <b><u>South Carolina</u></b> |                        |                                 |              |                    |           |                |               |                   |                |                  |                 |
| MCAS Beaufort                | Marine Corps<br>Active | Beaufort                        | 280          | 2,598,241          | 0         | 0              | 290           | 540,679           | 5,691          | 6,336            | 1,298.2         |
| MCAS Beaufort LB Housing     | Marine Corps<br>Active | Laurel Bay                      | 22           | 236,882            | 0         | 0              | 1,105         | 1,502,269         | 950            | 950              | 343.4           |
| MCRD Beaufort Parris Island  | Marine Corps<br>Active | Parris Island                   | 322          | 4,134,877          | 0         | 0              | 196           | 530,012           | 8,047          | 8,080            | 1,359.7         |
| * OTHER SITE(S) : 10         |                        |                                 | 0            | 0                  | 0         | 0              | 0             | 0                 | 9              | 1,344            | 0.4             |
|                              |                        | <b>South Carolina Total:</b>    | <b>624</b>   | <b>6,970,000</b>   | <b>0</b>  | <b>0</b>       | <b>1,591</b>  | <b>2,572,960</b>  | <b>14,698</b>  | <b>16,710</b>    | <b>3,001.7</b>  |
| <b><u>Tennessee</u></b>      |                        |                                 |              |                    |           |                |               |                   |                |                  |                 |
| * OTHER SITE(S) : 1          |                        |                                 | 3            | 28,163             | 0         | 0              | 0             | 0                 | 6              | 6                | 6.7             |
|                              |                        | <b>Tennessee Total:</b>         | <b>3</b>     | <b>28,163</b>      | <b>0</b>  | <b>0</b>       | <b>0</b>      | <b>0</b>          | <b>6</b>       | <b>6</b>         | <b>6.7</b>      |
| <b><u>Texas</u></b>          |                        |                                 |              |                    |           |                |               |                   |                |                  |                 |
| * OTHER SITE(S) : 2          |                        |                                 | 5            | 48,122             | 0         | 0              | 0             | 0                 | 204            | 205              | 12.1            |
|                              |                        | <b>Texas Total:</b>             | <b>5</b>     | <b>48,122</b>      | <b>0</b>  | <b>0</b>       | <b>0</b>      | <b>0</b>          | <b>204</b>     | <b>205</b>       | <b>12.1</b>     |
| <b><u>Virginia</u></b>       |                        |                                 |              |                    |           |                |               |                   |                |                  |                 |
| MCB Quantico                 | Marine Corps<br>Active | Quantico                        | 575          | 8,123,335          | 0         | 0              | 617           | 2,892,690         | 55,155         | 60,320           | 3,894.9         |
| * OTHER SITE(S) : 11         |                        |                                 | 8            | 75,803             | 9         | 117,664        | 0             | 0                 | 148            | 148              | 49.9            |
|                              |                        | <b>Virginia Total:</b>          | <b>583</b>   | <b>8,199,138</b>   | <b>9</b>  | <b>117,664</b> | <b>617</b>    | <b>2,892,690</b>  | <b>55,303</b>  | <b>60,468</b>    | <b>3,944.8</b>  |
| <b><u>Washington</u></b>     |                        |                                 |              |                    |           |                |               |                   |                |                  |                 |
| * OTHER SITE(S) : 1          |                        |                                 | 5            | 29,648             | 0         | 0              | 0             | 0                 | 12             | 12               | 9.2             |
|                              |                        | <b>Washington Total:</b>        | <b>5</b>     | <b>29,648</b>      | <b>0</b>  | <b>0</b>       | <b>0</b>      | <b>0</b>          | <b>12</b>      | <b>12</b>        | <b>9.2</b>      |
|                              |                        | <b>US/US Territories Total:</b> | <b>9,229</b> | <b>111,468,271</b> | <b>99</b> | <b>375,670</b> | <b>13,195</b> | <b>44,872,694</b> | <b>835,616</b> | <b>2,268,609</b> | <b>55,608.6</b> |

\* US Locations that do not meet criteria of at least ten (10) Acres AND at least \$10M PRV. US Territories and Non-US Locations that do not meet criteria of at least ten (10) Acres OR at least \$10M PRV.



## DEPARTMENT OF DEFENSE - Marine Corps

### Base Structure Report - As of 30 Sept 2014

| SITE  | COMPONENT              | NAME<br>NEAREST<br>CITY | BUILDINGS     |                    |           |                |               |                   | ACRES<br>OWNED | TOTAL<br>ACRES   | PRV (\$M)       |
|---|------------------------|-------------------------|---------------|--------------------|-----------|----------------|---------------|-------------------|----------------|------------------|-----------------|
|   |                        |                         | OWNED         |                    | LEASED    |                | OTHER         |                   |                |                  |                 |
|   |                        |                         | COUNT         | SQFT               | COUNT     | SQFT           | COUNT         | SQFT              |                |                  |                 |
| <b>Japan</b>                                    |                        |                         |               |                    |           |                |               |                   |                |                  |                 |
| Camp Courtney                                   | Marine Corps<br>Active | Tengan                  | 87            | 311,446            | 0         | 0              | 117           | 1,779,958         | 0              | 331              | 854.5           |
| Camp Foster                                     | Marine Corps<br>Active | Zukeran                 | 1,003         | 2,703,341          | 0         | 0              | 330           | 5,718,579         | 0              | 1,472            | 3,604.9         |
| Camp Fuji Japan                                 | Marine Corps<br>Active | Camp Fuji               | 42            | 70,889             | 0         | 0              | 47            | 543,287           | 0              | 33,379           | 314.3           |
| Camp Gonsalves                                  | Marine Corps<br>Active | Henoko Okinawa          | 20            | 13,624             | 0         | 0              | 2             | 27,516            | 0              | 19,334           | 26.5            |
| Camp Hansen                                     | Marine Corps<br>Active | Onna Okinawa            | 139           | 643,322            | 0         | 0              | 164           | 2,938,698         | 0              | 12,303           | 1,771.1         |
| Camp Kinser                                     | Marine Corps<br>Active | Makiminato Okinawa      | 160           | 3,336,033          | 0         | 0              | 119           | 3,360,945         | 0              | 675              | 2,294.1         |
| Camp Lester                                     | Marine Corps<br>Active | Chatan Okinawa          | 165           | 650,067            | 0         | 0              | 75            | 528,935           | 0              | 167              | 631.3           |
| Camp McTureous                                  | Marine Corps<br>Active | Tengan                  | 7             | 93,335             | 0         | 0              | 91            | 735,014           | 0              | 94               | 391.5           |
| Camp Schwab                                     | Marine Corps<br>Active | Henoko Okinawa          | 107           | 358,489            | 0         | 0              | 60            | 1,524,760         | 0              | 5,397            | 939.7           |
| le Jima Aux Airfield                            | Marine Corps<br>Active | Henoko Okinawa          | 13            | 26,201             | 0         | 0              | 5             | 9,729             | 0              | 1,981            | 31.3            |
| Kin Blue Beach - 6020                           | Marine Corps<br>Active | Onna Okinawa            | 0             | 0                  | 0         | 0              | 0             | 0                 | 0              | 94               | 2.1             |
| MCAS Futenma                                    | Marine Corps<br>Active | Futemma Okinawa         | 221           | 1,093,242          | 0         | 0              | 53            | 867,818           | 0              | 1,188            | 1,154.7         |
| MCAS Iwakuni                                    | Marine Corps<br>Active | Iwakuni                 | 153           | 634,820            | 0         | 0              | 399           | 5,534,092         | 0              | 7,117            | 3,599.2         |
| MCB Camp S D Butler ASP                         | Marine Corps<br>Active | Koza                    | 0             | 0                  | 0         | 0              | 3             | 21,055            | 0              | 491              | 65.6            |
| Ulibaru   | Marine Corps<br>Active | White Beach Nav Inst    | 0             | 0                  | 0         | 0              | 0             | 0                 | 0              | 63               | 0.0             |
| * OTHER SITE(S) : 1                             |                        |                         | 0             | 0                  | 0         | 0              | 0             | 0                 | 0              | 0                | 0.0             |
| <b>Japan Total:</b>                             |                        |                         | <b>2,117</b>  | <b>9,934,808</b>   | <b>0</b>  | <b>0</b>       | <b>1,465</b>  | <b>23,590,386</b> | <b>0</b>       | <b>84,084</b>    | <b>15,680.8</b> |
| <b>South Korea</b>                              |                        |                         |               |                    |           |                |               |                   |                |                  |                 |
| Camp Mu Juk                                     | Marine Corps<br>Active | Pohang                  | 27            | 150,389            | 0         | 0              | 24            | 146,157           | 0              | 88               | 78.6            |
| <b>South Korea Total:</b>                       |                        |                         | <b>27</b>     | <b>150,389</b>     | <b>0</b>  | <b>0</b>       | <b>24</b>     | <b>146,157</b>    | <b>0</b>       | <b>88</b>        | <b>78.6</b>     |
| <b>Overseas Total:</b>                          |                        |                         | <b>2,144</b>  | <b>10,085,197</b>  | <b>0</b>  | <b>0</b>       | <b>1,489</b>  | <b>23,736,543</b> | <b>0</b>       | <b>84,187</b>    | <b>15,759.4</b> |
| <b>Worldwide Totals By Reporting Component:</b> |                        |                         | <b>11,373</b> | <b>121,553,468</b> | <b>99</b> | <b>375,670</b> | <b>14,684</b> | <b>68,609,237</b> | <b>835,616</b> | <b>2,352,796</b> | <b>71,368.0</b> |

\* US Locations that do not meet criteria of at least ten (10) Acres AND at least \$10M PRV. US Territories and Non-US Locations that do not meet criteria of at least ten (10) Acres OR at least \$10M PRV.

**DEPARTMENT OF DEFENSE - WHS**  
**Base Structure Report - As of 30 Sept 2014**

| SITE                               | COMPONENT                              | NAME<br>NEAREST<br>CITY                         | BUILDINGS  |                  |           |                  | ACRES<br>OWNED | TOTAL<br>ACRES | PRV (\$M)  |            |                |
|------------------------------------|--|---|------------|------------------|-----------|------------------|----------------|----------------|------------|------------|----------------|
|                                    |  |   | OWNED      |                  | LEASED    |                  |                |                |            | OTHER      |                |
|                                    |  |   | COUNT      | SQFT             | COUNT     | SQFT             |                |                |            | COUNT      | SQFT           |
| <b><u>Delaware</u></b>             |  |   |            |                  |           |                  |                |                |            |            |                |
| * OTHER SITE(S) : 3                |  |   | 0          | 0                | 3         | 9,483            | 0              | 0              | 0          | 0          | 2.8            |
|                                    |  | <b>Delaware Total:</b>                          | <b>0</b>   | <b>0</b>         | <b>3</b>  | <b>9,483</b>     | <b>0</b>       | <b>0</b>       | <b>0</b>   | <b>0</b>   | <b>2.8</b>     |
| <b><u>District of Columbia</u></b> |  |   |            |                  |           |                  |                |                |            |            |                |
| * OTHER SITE(S) : 7                |  |   | 0          | 0                | 7         | 679,969          | 0              | 0              | 0          | 0          | 186.2          |
|                                    |  | <b>District of Columbia Total:</b>              | <b>0</b>   | <b>0</b>         | <b>7</b>  | <b>679,969</b>   | <b>0</b>       | <b>0</b>       | <b>0</b>   | <b>0</b>   | <b>186.2</b>   |
| <b><u>Illinois</u></b>             |  |   |            |                  |           |                  |                |                |            |            |                |
| * OTHER SITE(S) : 1                |  |   | 0          | 0                | 1         | 2,600            | 0              | 0              | 0          | 0          | 0.7            |
|                                    |  | <b>Illinois Total:</b>                          | <b>0</b>   | <b>0</b>         | <b>1</b>  | <b>2,600</b>     | <b>0</b>       | <b>0</b>       | <b>0</b>   | <b>0</b>   | <b>0.7</b>     |
| <b><u>Maryland</u></b>             |  |   |            |                  |           |                  |                |                |            |            |                |
| * OTHER SITE(S) : 16               |  |   | 3          | 6,573            | 15        | 482,213          | 0              | 0              | 4          | 4          | 71.3           |
|                                    |  | <b>Maryland Total:</b>                          | <b>3</b>   | <b>6,573</b>     | <b>15</b> | <b>482,213</b>   | <b>0</b>       | <b>0</b>       | <b>4</b>   | <b>4</b>   | <b>71.3</b>    |
| <b><u>Pennsylvania</u></b>         |  |   |            |                  |           |                  |                |                |            |            |                |
| * OTHER SITE(S) : 1                |  |   | 68         | 636,261          | 0         | 0                | 0              | 0              | 716        | 716        | 243.4          |
|                                    |  | <b>Pennsylvania Total:</b>                      | <b>68</b>  | <b>636,261</b>   | <b>0</b>  | <b>0</b>         | <b>0</b>       | <b>0</b>       | <b>716</b> | <b>716</b> | <b>243.4</b>   |
| <b><u>Virginia</u></b>             |  |   |            |                  |           |                  |                |                |            |            |                |
| Pentagon Reservation               | Washington<br>Headquarters<br>Services | Pentagon, Arlington                             | 34         | 6,878,353        | 0         | 0                | 1              | 1,320          | 220        | 220        | 5,245.8        |
| * OTHER SITE(S) : 65               |  |   | 0          | 0                | 62        | 5,206,401        | 0              | 0              | 7          | 7          | 1,210.1        |
|                                    |  | <b>Virginia Total:</b>                          | <b>34</b>  | <b>6,878,353</b> | <b>62</b> | <b>5,206,401</b> | <b>1</b>       | <b>1,320</b>   | <b>227</b> | <b>227</b> | <b>6,455.8</b> |
|                                    |  | <b>US/US Territories Total:</b>                 | <b>105</b> | <b>7,521,187</b> | <b>88</b> | <b>6,380,666</b> | <b>1</b>       | <b>1,320</b>   | <b>948</b> | <b>948</b> | <b>6,960.2</b> |
|                                    |  | <b>Worldwide Totals By Reporting Component:</b> | <b>105</b> | <b>7,521,187</b> | <b>88</b> | <b>6,380,666</b> | <b>1</b>       | <b>1,320</b>   | <b>948</b> | <b>948</b> | <b>6,960.2</b> |

\* US Locations that do not meet criteria of at least ten (10) Acres AND at least \$10M PRV. US Territories and Non-US Locations that do not meet criteria of at least ten (10) Acres OR at least \$10M PRV.

**State/Territories Army National Guard  
Base Structure Report - As of 30 Sept 2014**

| SITE                           | COMPONENT  | NAME<br>NEAREST<br>CITY | BUILDINGS   |         |       |         | STATE<br>OWNED<br>ACRES | TOTAL<br>ACRES | PRV (\$M) |
|--------------------------------|------------|-------------------------|-------------|---------|-------|---------|-------------------------|----------------|-----------|
|                                |            |                         | STATE OWNED |         | TOTAL |         |                         |                |           |
|                                |            |                         | COUNT       | SQFT    | COUNT | SQFT    |                         |                |           |
| <b>Alabama</b>                 |            |                         |             |         |       |         |                         |                |           |
| AASF 02 Birmingham             | Army Guard | Birmingham              | 3           | 90,888  | 3     | 90,888  | 85                      | 85             | 25.6      |
| AASF 3 Bates Field Mobile      | Army Guard | Mobile                  | 4           | 54,736  | 4     | 54,736  | 0                       | 42             | 17.3      |
| AFRC Mobile                    | Army Guard | Mobile                  | 5           | 108,248 | 5     | 108,248 | 0                       | 6              | 21.4      |
| Fort Sequoyah Fort Payne       | Army Guard | Fort Payne              | 9           | 46,446  | 9     | 46,446  | 20                      | 20             | 9.4       |
| Fort Whiting Mobile            | Army Guard | Mobile                  | 6           | 176,888 | 6     | 176,888 | 0                       | 32             | 34.1      |
| MD Birmingham                  | Army Guard | Birmingham              | 8           | 127,834 | 8     | 127,834 | 26                      | 26             | 23.2      |
| MD Quarles Flowers Decatur     | Army Guard | Decatur                 | 7           | 42,951  | 7     | 42,951  | 12                      | 12             | 8.0       |
| NG Buntin Parsons Dothan       | Army Guard | Dothan                  | 4           | 36,200  | 4     | 36,200  | 10                      | 10             | 6.3       |
| NG Charles A Rollo Auburn      | Army Guard | Auburn                  | 3           | 32,145  | 3     | 32,145  | 20                      | 20             | 6.1       |
| NG Charles P Bailey Athens     | Army Guard | Athens                  | 6           | 36,142  | 6     | 36,142  | 6                       | 6              | 6.7       |
| NG Clarence F Rhea Gadsden     | Army Guard | Gadsden                 | 6           | 43,761  | 13    | 92,403  | 12                      | 12             | 17.9      |
| NG Cromwell Pickens Florence   | Army Guard | Florence                | 7           | 42,303  | 7     | 42,303  | 11                      | 11             | 7.9       |
| NG Cullman CSMS 2              | Army Guard | Cullman                 | 7           | 111,726 | 7     | 111,726 | 22                      | 22             | 25.9      |
| NG Decatur Army National Guard | Army Guard | Decatur                 | 23          | 258,136 | 23    | 258,136 | 162                     | 162            | 46.0      |
| NG Ervin A Byrd Citronelle     | Army Guard | Citronelle              | 2           | 29,148  | 2     | 29,148  | 11                      | 11             | 5.4       |
| NG Fort Guy French RC Jackson  | Army Guard | Jackson                 | 7           | 27,030  | 7     | 27,030  | 8                       | 8              | 5.4       |
| NG Frank F Horton Andalusia    | Army Guard | Andalusia               | 4           | 26,814  | 4     | 26,814  | 5                       | 5              | 5.9       |
| NG Henry B Graham Birmingham   | Army Guard | Birmingham              | 7           | 206,871 | 7     | 206,871 | 16                      | 16             | 43.5      |
| NG Huntsville                  | Army Guard | Huntsville              | 4           | 35,153  | 4     | 35,153  | 12                      | 12             | 5.5       |
| NG I Judson Snead Centreville  | Army Guard | Centreville             | 7           | 47,743  | 7     | 47,743  | 10                      | 10             | 5.9       |
| NG Ivan F Smith Clanton        | Army Guard | Clanton                 | 4           | 27,302  | 4     | 27,302  | 6                       | 6              | 5.8       |
| NG Jackson M Balch Huntsville  | Army Guard | Huntsville              | 6           | 55,422  | 6     | 55,422  | 8                       | 8              | 10.5      |
| NG Jasper Readiness Center     | Army Guard | Jasper                  | 7           | 27,797  | 7     | 27,797  | 15                      | 15             | 5.6       |
| NG JFHQ - SMD                  | Army Guard | Montgomery              | 29          | 531,234 | 29    | 531,234 | 65                      | 65             | 94.4      |
| NG John H Forney Jacksonville  | Army Guard | Jacksonville            | 3           | 30,692  | 3     | 30,692  | 10                      | 10             | 6.5       |
| NG Julis W Hicks Enterprise    | Army Guard | Enterprise              | 8           | 43,965  | 8     | 43,965  | 14                      | 14             | 7.9       |
| NG Lauris D Graves Talladega   | Army Guard | Talladega               | 6           | 24,614  | 6     | 24,614  | 20                      | 20             | 5.5       |
| NG MD Haleyville               | Army Guard | Haleyville              | 2           | 86,477  | 2     | 86,477  | 41                      | 41             | 15.5      |
| NG Northport                   | Army Guard | Northport               | 10          | 43,462  | 10    | 43,462  | 11                      | 11             | 9.4       |
| NG Oneonta                     | Army Guard | Oneonta                 | 5           | 54,104  | 5     | 54,104  | 10                      | 10             | 10.5      |
| NG Opelika                     | Army Guard | Opelika                 | 6           | 33,057  | 6     | 33,057  | 10                      | 10             | 6.5       |
| NG R Dewey Piper Tallassee     | Army Guard | Tallassee               | 4           | 38,375  | 4     | 38,375  | 10                      | 10             | 7.5       |
| NG R W Shepherd Hope Hull      | Army Guard | Hope Hull               | 9           | 118,982 | 9     | 118,982 | 62                      | 62             | 38.0      |
| NG Ralph W Adams Troy          | Army Guard | Troy                    | 1           | 35,440  | 1     | 35,440  | 8                       | 8              | 6.9       |

\* All Locations that do not meet criteria of at least five (5) Acres AND at least \$5M PRV.

**State/Territories Army National Guard  
Base Structure Report - As of 30 Sept 2014**

| SITE                                     | COMPONENT  | NAME<br>NEAREST<br>CITY | BUILDINGS   |                  |            |                  | STATE<br>OWNED<br>ACRES | TOTAL<br>ACRES | PRV (\$M)    |
|--|------------|-------------------------|-------------|------------------|------------|------------------|-------------------------|----------------|--------------|
|  |            |                         | STATE OWNED |                  | TOTAL      |                  |                         |                |              |
|  |            |                         | COUNT       | SQFT             | COUNT      | SQFT             |                         |                |              |
| NG Selma Readiness Center/FMS 18         | Army Guard | Selma                   | 6           | 53,900           | 6          | 53,900           | 9                       | 9              | 10.9         |
| NG Springville                           | Army Guard | Springville             | 4           | 28,617           | 4          | 28,617           | 6                       | 6              | 5.3          |
| NG Taylor Hardin Montgomery              | Army Guard | Montgomery              | 3           | 47,040           | 3          | 47,040           | 11                      | 11             | 8.1          |
| NG Tom Beville Fayette                   | Army Guard | Fayette                 | 2           | 35,345           | 2          | 35,345           | 20                      | 20             | 6.4          |
| NG Vincent                               | Army Guard | Vincent                 | 5           | 31,744           | 5          | 31,744           | 7                       | 7              | 6.1          |
| NG Wilburn B Fowler Arab                 | Army Guard | Arab                    | 6           | 27,546           | 6          | 27,546           | 10                      | 10             | 5.6          |
| NG William N Griffin Goodwater           | Army Guard | Goodwater               | 6           | 34,322           | 6          | 34,322           | 10                      | 10             | 5.4          |
| <b>* OTHER SITE(S) : 53</b>              |            |                         | <b>115</b>  | <b>813,449</b>   | <b>119</b> | <b>821,079</b>   | <b>394</b>              | <b>394</b>     | <b>156.8</b> |
| <b>Alabama Total:</b>                    |            |                         | <b>376</b>  | <b>3,804,049</b> | <b>387</b> | <b>3,860,321</b> | <b>1,205</b>            | <b>1,285</b>   | <b>762.3</b> |
| <b>Alaska</b>                            |            |                         |             |                  |            |                  |                         |                |              |
| Anchorage International Airport          | Army Guard | Anchorage               | 1           | 19,234           | 1          | 19,234           | 10                      | 10             | 10.7         |
| NG Alcantra Armory Complex               | Army Guard | Palmer                  | 6           | 27,391           | 6          | 27,391           | 360                     | 360            | 13.4         |
| NG Bethel AAOF                           | Army Guard | Bethel                  | 2           | 42,396           | 2          | 42,396           | 11                      | 11             | 97.3         |
| NG Bethel Arm OMS                        | Army Guard | Bethel                  | 5           | 864              | 5          | 864              | 21,252                  | 21,252         | 18.5         |
| NG Fairbanks Arm OMS                     | Army Guard | Fairbanks               | 2           | 33,209           | 2          | 33,209           | 5                       | 5              | 16.8         |
| NG Juneau Armory and FMS                 | Army Guard | Juneau                  | 3           | 63,118           | 3          | 63,118           | 10                      | 10             | 43.7         |
| NG Kenai Armory                          | Army Guard | Kenai                   | 1           | 13,210           | 1          | 13,210           | 5                       | 5              | 7.6          |
| NG Kodiak Armory                         | Army Guard | Kodiak                  | 2           | 9,626            | 2          | 9,626            | 64                      | 64             | 6.1          |
| NG Sitka Armory                          | Army Guard | Sitka                   | 1           | 15,305           | 1          | 15,305           | 5                       | 5              | 9.6          |
| <b>* OTHER SITE(S) : 24</b>              |            |                         | <b>33</b>   | <b>146,624</b>   | <b>35</b>  | <b>147,824</b>   | <b>24,205</b>           | <b>24,217</b>  | <b>156.6</b> |
| <b>Alaska Total:</b>                     |            |                         | <b>56</b>   | <b>370,977</b>   | <b>58</b>  | <b>372,177</b>   | <b>45,927</b>           | <b>45,939</b>  | <b>380.3</b> |
| <b>Arizona</b>                           |            |                         |             |                  |            |                  |                         |                |              |
| NG Bellemont Armory                      | Army Guard | Bellemont               | 4           | 29,000           | 4          | 29,000           | 15                      | 15             | 8.3          |
| NG Mesa Armory                           | Army Guard | Mesa                    | 10          | 41,742           | 10         | 41,742           | 5                       | 5              | 8.9          |
| NG Papago Park Military Reservation CSMS | Army Guard | Phoenix                 | 3           | 96,439           | 3          | 96,439           | 32                      | 32             | 29.9         |
| NG Picacho Aviation TS                   | Army Guard | Picacho                 | 2           | 6,158            | 2          | 6,158            | 320                     | 320            | 13.1         |
| NG Project Challenge                     | Army Guard | Queen Creek             | 8           | 43,003           | 8          | 43,003           | 5                       | 5              | 9.4          |
| NG Showlow Armory                        | Army Guard | Show Low                | 3           | 20,863           | 3          | 20,863           | 0                       | 10             | 5.7          |
| NG Silver Bell Army Heliport             | Army Guard | Marana                  | 28          | 531,066          | 28         | 531,066          | 178                     | 743            | 175.2        |
| NG Silverlake Armory                     | Army Guard | Tucson                  | 6           | 44,074           | 6          | 44,074           | 6                       | 6              | 11.2         |
| NG Valencia Readiness Center             | Army Guard | Tucson                  | 4           | 47,063           | 4          | 47,063           | 20                      | 20             | 13.5         |
| NG Yuma Readiness Center                 | Army Guard | Yuma                    | 1           | 24,830           | 1          | 24,830           | 0                       | 5              | 7.1          |
| <b>* OTHER SITE(S) : 15</b>              |            |                         | <b>36</b>   | <b>213,258</b>   | <b>39</b>  | <b>214,399</b>   | <b>62</b>               | <b>62</b>      | <b>52.0</b>  |

\* All Locations that do not meet criteria of at least five (5) Acres AND at least \$5M PRV.

**State/Territories Army National Guard  
Base Structure Report - As of 30 Sept 2014**

| SITE                                 | COMPONENT  | NAME<br>NEAREST<br>CITY | BUILDINGS   |                  |            |                  | STATE<br>OWNED<br>ACRES | TOTAL<br>ACRES | PRV (\$M)    |
|--------------------------------------|------------|-------------------------|-------------|------------------|------------|------------------|-------------------------|----------------|--------------|
|                                      |            |                         | STATE OWNED |                  | TOTAL      |                  |                         |                |              |
|                                      |            |                         | COUNT       | SQFT             | COUNT      | SQFT             |                         |                |              |
| <b>Arizona Total:</b>                |            |                         | <b>105</b>  | <b>1,097,496</b> | <b>108</b> | <b>1,098,637</b> | <b>644</b>              | <b>1,225</b>   | <b>334.3</b> |
| <b>Arkansas</b>                      |            |                         |             |                  |            |                  |                         |                |              |
| Camp Joseph T Robinson               | Army Guard | North Little Rock       | 291         | 2,234,024        | 291        | 2,234,024        | 32,868                  | 32,868         | 594.5        |
| NG Benton                            | Army Guard | Benton                  | 1           | 34,000           | 1          | 34,000           | 11                      | 11             | 7.0          |
| NG Cabot Readiness Center            | Army Guard | Cabot                   | 1           | 35,545           | 1          | 35,545           | 10                      | 10             | 7.3          |
| NG Camden                            | Army Guard | Camden                  | 3           | 33,543           | 3          | 33,543           | 5                       | 5              | 6.5          |
| NG Fayetteville                      | Army Guard | Fayetteville            | 3           | 31,441           | 3          | 31,441           | 10                      | 10             | 6.6          |
| NG Little Rock                       | Army Guard | Little Rock             | 2           | 47,806           | 2          | 47,806           | 5                       | 5              | 9.3          |
| NG Magnolia                          | Army Guard | Magnolia                | 3           | 28,334           | 3          | 28,334           | 5                       | 5              | 5.5          |
| NG Malvern                           | Army Guard | Malvern                 | 6           | 29,485           | 6          | 29,485           | 8                       | 8              | 6.5          |
| NG North Little Rock                 | Army Guard | North Little Rock       | 1           | 41,825           | 2          | 43,025           | 5                       | 5              | 8.4          |
| NG Russellville                      | Army Guard | Russellville            | 4           | 38,026           | 4          | 38,026           | 13                      | 13             | 7.5          |
| NG Searcy                            | Army Guard | Searcy                  | 5           | 34,848           | 5          | 34,848           | 16                      | 16             | 8.3          |
| NG Stuttgart                         | Army Guard | Stuttgart               | 4           | 25,552           | 4          | 25,552           | 15                      | 15             | 5.3          |
| NG Warren Readiness Center and OMS 5 | Army Guard | Warren                  | 5           | 44,181           | 5          | 44,181           | 27                      | 27             | 9.5          |
| NW Arkansas AFRC                     | Army Guard | Bentonville             | 3           | 109,256          | 3          | 109,256          | 10                      | 10             | 21.4         |
| * OTHER SITE(S) : 49                 |            |                         | 99          | 635,622          | 107        | 652,746          | 181                     | 186            | 129.1        |
| <b>Arkansas Total:</b>               |            |                         | <b>431</b>  | <b>3,403,488</b> | <b>440</b> | <b>3,421,812</b> | <b>33,189</b>           | <b>33,194</b>  | <b>832.7</b> |
| <b>California</b>                    |            |                         |             |                  |            |                  |                         |                |              |
| ITC Camp San Luis Obispo             | Army Guard | San Luis Obispo         | 287         | 1,130,981        | 287        | 1,130,981        | 5,461                   | 5,461          | 339.2        |
| NG Azusa Sierra Madre                | Army Guard | Azusa                   | 3           | 89,489           | 3          | 89,489           | 18                      | 18             | 25.3         |
| NG Bakersfield (Gateway)             | Army Guard | Bakersfield             | 2           | 50,563           | 2          | 50,563           | 21                      | 21             | 15.0         |
| NG Barstow                           | Army Guard | Barstow                 | 3           | 19,998           | 3          | 19,998           | 5                       | 5              | 5.7          |
| NG Benicia                           | Army Guard | Benicia                 | 3           | 18,369           | 3          | 18,369           | 5                       | 5              | 5.6          |
| NG Fairfield                         | Army Guard | Fairfield               | 1           | 39,063           | 1          | 39,063           | 5                       | 5              | 11.7         |
| NG Fresno AVCRAD Dakota              | Army Guard | Fresno                  | 8           | 202,227          | 8          | 202,227          | 48                      | 48             | 71.3         |
| NG Lakeport                          | Army Guard | Lakeport                | 1           | 23,654           | 1          | 23,654           | 7                       | 7              | 6.9          |
| NG Lancaster                         | Army Guard | Lancaster               | 1           | 56,640           | 1          | 56,640           | 28                      | 28             | 15.0         |
| NG Long Beach (Redondo)              | Army Guard | Long Beach              | 6           | 82,498           | 6          | 82,498           | 20                      | 20             | 24.4         |
| NG Long Beach CSMS Stearns           | Army Guard | Long Beach              | 7           | 57,182           | 7          | 57,182           | 5                       | 5              | 21.0         |
| NG Roseville                         | Army Guard | Roseville               | 3           | 40,758           | 3          | 40,758           | 5                       | 5              | 12.3         |
| NG Sacramento JFHQ                   | Army Guard | Sacramento              | 0           | 0                | 1          | 110,500          | 8                       | 8              | 30.4         |
| NG Sacramento Meadowview             | Army Guard | Sacramento              | 3           | 40,579           | 3          | 40,579           | 9                       | 9              | 13.8         |
| NG San Diego                         | Army Guard | San Diego               | 7           | 84,918           | 7          | 84,918           | 18                      | 18             | 23.9         |

\* All Locations that do not meet criteria of at least five (5) Acres AND at least \$5M PRV.

**State/Territories Army National Guard  
Base Structure Report - As of 30 Sept 2014**

| SITE                        | COMPONENT  | NAME<br>NEAREST<br>CITY | BUILDINGS   |                  |            |                  | STATE<br>OWNED<br>ACRES | TOTAL<br>ACRES | PRV (\$M)      |
|-----------------------------|------------|-------------------------|-------------|------------------|------------|------------------|-------------------------|----------------|----------------|
|                             |            |                         | STATE OWNED |                  | TOTAL      |                  |                         |                |                |
|                             |            |                         | COUNT       | SQFT             | COUNT      | SQFT             |                         |                |                |
| NG San Francisco            | Army Guard | San Francisco           | 4           | 61,632           | 4          | 61,632           | 8                       | 8              | 15.8           |
| NG San Jose Hedding         | Army Guard | San Jose                | 7           | 44,365           | 7          | 44,365           | 6                       | 6              | 14.1           |
| NG Stockton AASF            | Army Guard | Stockton                | 2           | 57,631           | 2          | 57,631           | 15                      | 15             | 34.5           |
| NG Stockton Armory          | Army Guard | Stockton                | 2           | 50,340           | 2          | 50,340           | 10                      | 10             | 13.1           |
| NG Stockton FMS/CSMS        | Army Guard | Stockton                | 7           | 47,883           | 7          | 47,883           | 28                      | 28             | 19.5           |
| NG Ventura                  | Army Guard | Ventura                 | 2           | 23,847           | 2          | 23,847           | 5                       | 5              | 6.2            |
| <b>* OTHER SITE(S) : 95</b> |            |                         | 189         | 1,394,836        | 199        | 1,447,542        | 373                     | 2,299          | 402.8          |
| <b>California Total:</b>    |            |                         | <b>548</b>  | <b>3,617,453</b> | <b>559</b> | <b>3,780,659</b> | <b>6,108</b>            | <b>8,034</b>   | <b>1,127.4</b> |
| <b>Colorado</b>             |            |                         |             |                  |            |                  |                         |                |                |
| Alamosa                     | Army Guard | Alamosa                 | 1           | 27,153           | 1          | 27,153           | 21                      | 21             | 5.8            |
| Fort Lupton                 | Army Guard | Fort Lupton             | 5           | 36,320           | 5          | 36,320           | 25                      | 25             | 16.6           |
| NG Aurora                   | Army Guard | Aurora                  | 2           | 47,115           | 2          | 47,115           | 0                       | 6              | 10.9           |
| NG Boulder                  | Army Guard | Boulder                 | 4           | 22,752           | 4          | 22,752           | 9                       | 9              | 5.4            |
| NG Centennial               | Army Guard | Centennial              | 9           | 93,320           | 9          | 93,320           | 8                       | 8              | 22.7           |
| NG Denver 1                 | Army Guard | Denver                  | 4           | 75,680           | 4          | 75,680           | 0                       | 10             | 18.0           |
| NG Golden                   | Army Guard | Golden                  | 6           | 57,182           | 6          | 57,182           | 5                       | 5              | 7.6            |
| NG Grand Junction-DHS       | Army Guard | Grand Junction          | 2           | 54,629           | 2          | 54,629           | 0                       | 18             | 15.7           |
| NG Gypsum (HAATS)           | Army Guard | Gypsum                  | 2           | 109,893          | 3          | 111,333          | 0                       | 27             | 29.5           |
| NG Montrose                 | Army Guard | Montrose                | 1           | 25,010           | 1          | 25,010           | 26                      | 26             | 5.8            |
| Windsor                     | Army Guard | Windsor                 | 1           | 30,706           | 1          | 30,706           | 17                      | 17             | 8.1            |
| <b>* OTHER SITE(S) : 23</b> |            |                         | 21          | 200,304          | 32         | 260,568          | 42                      | 44             | 59.2           |
| <b>Colorado Total:</b>      |            |                         | <b>58</b>   | <b>780,064</b>   | <b>70</b>  | <b>841,768</b>   | <b>153</b>              | <b>216</b>     | <b>205.5</b>   |
| <b>Connecticut</b>          |            |                         |             |                  |            |                  |                         |                |                |
| NG AVCRAD Groton            | Army Guard | Groton                  | 15          | 185,268          | 15         | 185,268          | 24                      | 24             | 54.7           |
| NG Camp Hartell             | Army Guard | Windsor Locks           | 29          | 88,274           | 29         | 88,274           | 59                      | 59             | 43.5           |
| NG Camp Rell                | Army Guard | Niantic                 | 42          | 301,586          | 42         | 301,586          | 82                      | 82             | 91.3           |
| NG East Haven Rifle Range   | Army Guard | East Haven              | 8           | 4,171            | 8          | 4,171            | 121                     | 121            | 6.1            |
| NG Enfield Armory           | Army Guard | Enfield                 | 1           | 17,966           | 1          | 17,966           | 9                       | 9              | 5.1            |
| NG Hartford Armory OMS 8A   | Army Guard | Hartford                | 4           | 208,878          | 4          | 208,878          | 6                       | 6              | 58.4           |
| NG New Britain Armory       | Army Guard | New Britain             | 1           | 24,345           | 1          | 24,345           | 8                       | 8              | 6.6            |
| NG New London Armory        | Army Guard | New London              | 1           | 38,175           | 1          | 38,175           | 8                       | 8              | 10.5           |
| NG Norwich Armory OMS 10    | Army Guard | Norwich                 | 4           | 41,650           | 4          | 41,650           | 11                      | 11             | 11.2           |
| NG Southington Armory OMS 2 | Army Guard | Southington             | 5           | 42,245           | 5          | 42,245           | 10                      | 10             | 11.5           |

\* All Locations that do not meet criteria of at least five (5) Acres AND at least \$5M PRV.

**State/Territories Army National Guard  
Base Structure Report - As of 30 Sept 2014**

| SITE                                | COMPONENT  | NAME<br>NEAREST<br>CITY | BUILDINGS   |                  |            |                  | STATE<br>OWNED<br>ACRES | TOTAL<br>ACRES | PRV (\$M)    |
|-------------------------------------|------------|-------------------------|-------------|------------------|------------|------------------|-------------------------|----------------|--------------|
|                                     |            |                         | STATE OWNED |                  | TOTAL      |                  |                         |                |              |
|                                     |            |                         | COUNT       | SQFT             | COUNT      | SQFT             |                         |                |              |
| NG Stratford Armory OMS 9           | Army Guard | Stratford               | 2           | 41,704           | 2          | 41,704           | 10                      | 10             | 11.8         |
| Stones Ranch Military Reservation   | Army Guard | East Lyme               | 25          | 124,111          | 25         | 124,111          | 1,862                   | 1,862          | 58.2         |
| <b>* OTHER SITE(S) : 7</b>          |            |                         | 11          | 136,676          | 12         | 138,576          | 94                      | 94             | 38.3         |
| <b>Connecticut Total:</b>           |            |                         | <b>148</b>  | <b>1,255,049</b> | <b>149</b> | <b>1,256,949</b> | <b>2,304</b>            | <b>2,304</b>   | <b>407.1</b> |
| <b><u>Delaware</u></b>              |            |                         |             |                  |            |                  |                         |                |              |
| AFRC New Castle                     | Army Guard | New Castle              | 2           | 106,303          | 2          | 106,303          | 10                      | 10             | 26.9         |
| NG 1401 Armory                      | Army Guard | Wilmington              | 2           | 48,253           | 2          | 48,253           | 7                       | 7              | 11.7         |
| NG Bethany Beach TS                 | Army Guard | Bethany Beach           | 72          | 105,352          | 72         | 105,352          | 105                     | 105            | 30.2         |
| NG Dagsboro                         | Army Guard | Dagsboro                | 6           | 44,103           | 6          | 44,103           | 9                       | 9              | 11.1         |
| NG Duncan Armory AASF               | Army Guard | New Castle              | 6           | 149,847          | 6          | 149,847          | 13                      | 13             | 66.2         |
| NG Gov Bacon Health Ctr             | Army Guard | Delaware City           | 2           | 26,158           | 2          | 26,158           | 6                       | 6              | 6.3          |
| NG Smyrna Readiness Center          | Army Guard | Smyrna                  | 2           | 54,389           | 2          | 54,389           | 14                      | 14             | 13.8         |
| NG Wilmington                       | Army Guard | Wilmington              | 2           | 79,404           | 2          | 79,404           | 15                      | 15             | 19.1         |
| <b>* OTHER SITE(S) : 8</b>          |            |                         | 16          | 97,910           | 19         | 101,310          | 28                      | 28             | 24.8         |
| <b>Delaware Total:</b>              |            |                         | <b>110</b>  | <b>711,719</b>   | <b>113</b> | <b>715,119</b>   | <b>207</b>              | <b>207</b>     | <b>210.2</b> |
| <b><u>District of Columbia</u></b>  |            |                         |             |                  |            |                  |                         |                |              |
| NG D.C. Armory                      | Army Guard | Washington, DC          | 5           | 588,744          | 5          | 588,744          | 10                      | 10             | 143.3        |
| <b>District of Columbia Total:</b>  |            |                         | <b>5</b>    | <b>588,744</b>   | <b>5</b>   | <b>588,744</b>   | <b>10</b>               | <b>10</b>      | <b>143.3</b> |
| <b><u>Florida</u></b>               |            |                         |             |                  |            |                  |                         |                |              |
| MTC Camp Blanding                   | Army Guard | Starke                  | 586         | 1,973,459        | 586        | 1,973,459        | 78,482                  | 78,482         | 849.4        |
| NG Bonifay Readiness Center         | Army Guard | Bonifay                 | 12          | 24,097           | 12         | 24,097           | 7                       | 7              | 5.9          |
| NG Bradenton Readiness Center       | Army Guard | Bradenton               | 8           | 50,623           | 8          | 50,623           | 7                       | 7              | 9.3          |
| NG Brooksville RC, AASF 2, C23      | Army Guard | Spring Hill             | 9           | 108,526          | 9          | 108,526          | 19                      | 19             | 27.2         |
| NG Crystal River Readiness Center   | Army Guard | Crystal River           | 7           | 32,296           | 7          | 32,296           | 18                      | 18             | 8.5          |
| NG Fort Lauderdale Readiness Center | Army Guard | Fort Lauderdale         | 6           | 27,944           | 6          | 27,944           | 6                       | 6              | 7.7          |
| NG Fort Pierce Readiness Center     | Army Guard | Ft Pierce               | 3           | 31,934           | 3          | 31,934           | 5                       | 5              | 6.6          |
| NG Haines City Readiness Center     | Army Guard | Haines City             | 8           | 35,444           | 8          | 35,444           | 8                       | 8              | 8.7          |
| NG Jacksonville, Cecil Field AASF 1 | Army Guard | Jacksonville            | 14          | 224,859          | 14         | 224,859          | 7                       | 7              | 69.7         |
| NG Jacksonville, Snyder RC          | Army Guard | Jacksonville            | 6           | 39,904           | 7          | 43,627           | 25                      | 25             | 10.6         |
| NG Lake City Readiness Center       | Army Guard | Lake City               | 6           | 22,487           | 6          | 22,487           | 7                       | 7              | 5.6          |
| NG Lake Wales Readiness Center      | Army Guard | Lake Wales              | 4           | 23,634           | 4          | 23,634           | 7                       | 7              | 5.5          |
| NG Lakeland Readiness Center        | Army Guard | Lakeland                | 4           | 28,400           | 4          | 28,400           | 10                      | 10             | 6.5          |
| NG Miami Readiness Center           | Army Guard | Miami-Dade              | 7           | 39,631           | 7          | 39,631           | 6                       | 6              | 10.2         |

\* All Locations that do not meet criteria of at least five (5) Acres AND at least \$5M PRV.

**State/Territories Army National Guard  
Base Structure Report - As of 30 Sept 2014**

| SITE                                      | COMPONENT  | NAME<br>NEAREST<br>CITY | BUILDINGS   |                  |            |                  | STATE<br>OWNED<br>ACRES | TOTAL<br>ACRES | PRV (\$M)      |
|---|------------|-------------------------|-------------|------------------|------------|------------------|-------------------------|----------------|----------------|
|   |            |                         | STATE OWNED |                  | TOTAL      |                  |                         |                |                |
|   |            |                         | COUNT       | SQFT             | COUNT      | SQFT             |                         |                |                |
| NG Ocala Readiness Center                 | Army Guard | Ocala                   | 4           | 23,259           | 4          | 23,259           | 10                      | 10             | 5.5            |
| NG Orlando Readiness Center               | Army Guard | Orlando                 | 5           | 33,142           | 5          | 33,142           | 5                       | 5              | 7.6            |
| NG Palmetto Readiness Center              | Army Guard | Palmetto                | 4           | 33,174           | 4          | 33,174           | 5                       | 5              | 6.6            |
| NG Panama City Readiness Center           | Army Guard | Panama City             | 3           | 30,619           | 3          | 30,619           | 5                       | 5              | 6.2            |
| NG Pensacola (Ellyson Field)              | Army Guard | Pensacola               | 7           | 47,550           | 7          | 47,550           | 0                       | 11             | 10.8           |
| NG Plant City Readiness Center            | Army Guard | Plant City              | 7           | 29,117           | 7          | 29,117           | 13                      | 13             | 7.9            |
| NG Quincy Readiness Center                | Army Guard | Quincy                  | 3           | 29,684           | 3          | 29,684           | 15                      | 15             | 6.8            |
| NG St Augustine, Ensslin Readiness Center | Army Guard | St. Augustine           | 4           | 90,166           | 4          | 90,166           | 18                      | 18             | 19.4           |
| NG St Augustine, St Francis Barracks      | Army Guard | St. Augustine           | 20          | 82,807           | 20         | 82,807           | 7                       | 7              | 15.4           |
| NG St Petersburg Readiness Center         | Army Guard | St. Petersburg          | 8           | 34,375           | 8          | 34,375           | 6                       | 6              | 8.5            |
| NG Starke Readiness Center                | Army Guard | Starke                  | 3           | 28,179           | 3          | 28,179           | 12                      | 12             | 6.6            |
| NG Tallahassee Readiness Center           | Army Guard | Tallahassee             | 7           | 40,916           | 7          | 40,916           | 19                      | 19             | 10.1           |
| NG Tampa Readiness Center                 | Army Guard | Tampa                   | 6           | 88,699           | 6          | 88,699           | 10                      | 10             | 24.5           |
| NG Wauchula Readiness Center              | Army Guard | Wauchula                | 2           | 27,395           | 2          | 27,395           | 9                       | 9              | 5.8            |
| NG West Palm Beach, Calloway, FMS 15      | Army Guard | West Palm Beach         | 5           | 66,120           | 5          | 66,120           | 19                      | 19             | 15.7           |
| <b>* OTHER SITE(S) : 36</b>               |            |                         | <b>71</b>   | <b>402,711</b>   | <b>81</b>  | <b>464,329</b>   | <b>8,903</b>            | <b>8,911</b>   | <b>105.6</b>   |
| <b>Florida Total:</b>                     |            |                         | <b>839</b>  | <b>3,751,151</b> | <b>850</b> | <b>3,816,492</b> | <b>87,668</b>           | <b>87,687</b>  | <b>1,294.3</b> |

**Georgia**

|                              |            |             |    |         |    |         |    |    |      |
|------------------------------|------------|-------------|----|---------|----|---------|----|----|------|
| Cumming                      | Army Guard | Cumming     | 3  | 107,007 | 3  | 107,007 | 14 | 14 | 23.0 |
| NG Atlanta - Confederate Ave | Army Guard | Atlanta     | 15 | 228,650 | 15 | 228,650 | 74 | 74 | 48.1 |
| NG Augusta                   | Army Guard | Augusta     | 6  | 51,252  | 6  | 51,252  | 12 | 12 | 10.2 |
| NG Barnesville               | Army Guard | Barnesville | 1  | 77,158  | 1  | 77,158  | 26 | 26 | 14.0 |
| NG Brunswick                 | Army Guard | Brunswick   | 6  | 32,008  | 6  | 32,008  | 7  | 7  | 7.2  |
| NG Calhoun                   | Army Guard | Calhoun     | 9  | 25,083  | 9  | 25,083  | 6  | 6  | 5.5  |
| NG Columbus                  | Army Guard | Columbus    | 6  | 43,940  | 6  | 43,940  | 7  | 7  | 9.4  |
| NG Decatur                   | Army Guard | Decatur     | 4  | 26,703  | 4  | 26,703  | 6  | 6  | 5.4  |
| NG Dublin                    | Army Guard | Dublin      | 5  | 29,331  | 5  | 29,331  | 10 | 10 | 6.5  |
| NG Henry D Russell Armory    | Army Guard | Macon       | 5  | 29,744  | 5  | 29,744  | 6  | 6  | 5.7  |
| NG Hinesville                | Army Guard | Hinesville  | 4  | 21,537  | 4  | 21,537  | 7  | 7  | 5.0  |
| NG Kennesaw                  | Army Guard | Kennesaw    | 6  | 41,185  | 6  | 41,185  | 14 | 14 | 8.4  |
| NG Macon RTI                 | Army Guard | Macon       | 16 | 54,879  | 16 | 54,879  | 30 | 30 | 10.6 |
| NG Metter                    | Army Guard | Metter      | 4  | 27,647  | 4  | 27,647  | 12 | 12 | 5.6  |
| NG Oglethorpe Armory         | Army Guard | Ellenwood   | 2  | 88,981  | 2  | 88,981  | 32 | 32 | 18.3 |
| NG Savannah                  | Army Guard | Savannah    | 8  | 78,627  | 8  | 78,627  | 27 | 27 | 15.4 |

\* All Locations that do not meet criteria of at least five (5) Acres AND at least \$5M PRV.



**State/Territories Army National Guard  
Base Structure Report - As of 30 Sept 2014**

| SITE                            | COMPONENT  | NAME<br>NEAREST<br>CITY | BUILDINGS   |                  |            |                  | STATE<br>OWNED<br>ACRES | TOTAL<br>ACRES | PRV (\$M)    |
|---------------------------------|------------|-------------------------|-------------|------------------|------------|------------------|-------------------------|----------------|--------------|
|                                 |            |                         | STATE OWNED |                  | TOTAL      |                  |                         |                |              |
|                                 |            |                         | COUNT       | SQFT             | COUNT      | SQFT             |                         |                |              |
| NG Washington                   | Army Guard | Washington              | 8           | 26,124           | 8          | 26,124           | 5                       | 5              | 5.9          |
| NG Winder Brw Arpt              | Army Guard | Winder                  | 8           | 56,091           | 8          | 56,091           | 33                      | 34             | 11.4         |
| NG Winder-Downtown              | Army Guard | Winder                  | 5           | 38,605           | 5          | 38,605           | 7                       | 7              | 7.1          |
| <b>* OTHER SITE(S) : 53</b>     |            |                         | 142         | 662,084          | 152        | 677,559          | 496                     | 496            | 132.4        |
| <b>Georgia Total:</b>           |            |                         | <b>263</b>  | <b>1,746,636</b> | <b>273</b> | <b>1,762,111</b> | <b>829</b>              | <b>830</b>     | <b>355.1</b> |
| <b>Hawaii</b>                   |            |                         |             |                  |            |                  |                         |                |              |
| NG Fort Ruger                   | Army Guard | Honolulu                | 37          | 226,004          | 37         | 226,004          | 325                     | 325            | 105.7        |
| NG Hilo AASF 2                  | Army Guard | Hilo                    | 5           | 42,568           | 5          | 42,568           | 20                      | 20             | 30.9         |
| NG Pu'Unene                     | Army Guard | Kihei                   | 3           | 30,964           | 3          | 30,964           | 30                      | 30             | 19.5         |
| NG TS Keaukaha Mil Res          | Army Guard | Hilo                    | 35          | 290,811          | 35         | 290,811          | 509                     | 509            | 143.4        |
| NG TS Kekaha WETS LTA           | Army Guard | Kekaha                  | 2           | 538              | 2          | 538              | 68                      | 68             | 6.5          |
| NG TS Ukumehame Range           | Army Guard | Lahaina                 | 1           | 468              | 1          | 468              | 39                      | 39             | 6.2          |
| <b>* OTHER SITE(S) : 7</b>      |            |                         | 25          | 211,961          | 25         | 211,961          | 26                      | 26             | 80.6         |
| <b>Hawaii Total:</b>            |            |                         | <b>108</b>  | <b>803,314</b>   | <b>108</b> | <b>803,314</b>   | <b>1,017</b>            | <b>1,017</b>   | <b>392.9</b> |
| <b>Idaho</b>                    |            |                         |             |                  |            |                  |                         |                |              |
| NG GF Bennett Building (600)    | Army Guard | Boise                   | 1           | 47,916           | 1          | 47,916           | 0                       | 6              | 10.5         |
| NG Lewiston Armory FMS 1        | Army Guard | Lewiston                | 4           | 23,772           | 4          | 23,772           | 8                       | 8              | 6.3          |
| NG Orchard Mates Boise          | Army Guard | Boise                   | 20          | 207,185          | 20         | 207,185          | 98                      | 178            | 82.9         |
| NG Pocatello Armory FMS 5       | Army Guard | Pocatello               | 6           | 38,241           | 6          | 38,241           | 11                      | 11             | 10.0         |
| NG Post Falls Armory FMS S1     | Army Guard | Post Falls              | 4           | 46,190           | 4          | 46,190           | 8                       | 8              | 11.9         |
| Orchard Range TS Boise          | Army Guard | Boise                   | 72          | 75,502           | 96         | 94,070           | 0                       | 143,000        | 187.2        |
| <b>* OTHER SITE(S) : 39</b>     |            |                         | 68          | 358,304          | 74         | 363,998          | 43,307                  | 75,608         | 79.6         |
| <b>Idaho Total:</b>             |            |                         | <b>175</b>  | <b>797,110</b>   | <b>205</b> | <b>821,372</b>   | <b>43,432</b>           | <b>218,819</b> | <b>388.5</b> |
| <b>Illinois</b>                 |            |                         |             |                  |            |                  |                         |                |              |
| Marseilles (MTA Training Area)  | Army Guard | Marseilles              | 35          | 206,694          | 35         | 206,694          | 2,814                   | 2,814          | 87.4         |
| NG Bartonville (Peoria JMD)     | Army Guard | Peoria                  | 3           | 111,543          | 3          | 111,543          | 27                      | 27             | 30.2         |
| NG Beardstown Armory            | Army Guard | Beardstown              | 2           | 22,337           | 2          | 22,337           | 9                       | 9              | 5.4          |
| NG Bloomington Armory FMS 16    | Army Guard | Bloomington             | 3           | 54,493           | 3          | 54,493           | 11                      | 11             | 14.2         |
| NG Chicago (Calumet Ave Armory) | Army Guard | Chicago                 | 1           | 145,152          | 1          | 145,152          | 5                       | 5              | 32.8         |
| NG Chicago, Jones Armory FMS 14 | Army Guard | Chicago                 | 1           | 294,720          | 1          | 294,720          | 6                       | 6              | 68.8         |
| NG Crestwood Armory FMS 02      | Army Guard | Robbins                 | 1           | 115,590          | 1          | 115,590          | 18                      | 18             | 35.3         |
| NG Danville Armory              | Army Guard | Danville                | 1           | 24,500           | 1          | 24,500           | 10                      | 10             | 6.9          |

\* All Locations that do not meet criteria of at least five (5) Acres AND at least \$5M PRV.

**State/Territories Army National Guard  
Base Structure Report - As of 30 Sept 2014**

| SITE                                     | COMPONENT  | NAME<br>NEAREST<br>CITY | BUILDINGS   |                  |            |                  | STATE<br>OWNED<br>ACRES | TOTAL<br>ACRES | PRV (\$M)      |
|--|------------|-------------------------|-------------|------------------|------------|------------------|-------------------------|----------------|----------------|
|  |            |                         | STATE OWNED |                  | TOTAL      |                  |                         |                |                |
|  |            |                         | COUNT       | SQFT             | COUNT      | SQFT             |                         |                |                |
| NG Decatur AASF 1                        | Army Guard | Decatur                 | 6           | 56,731           | 6          | 56,731           | 10                      | 10             | 23.6           |
| NG Decatur Armory FMS 04                 | Army Guard | Decatur                 | 3           | 49,757           | 3          | 49,757           | 12                      | 12             | 15.5           |
| NG East St Louis Armory FMS 15           | Army Guard | Centreville             | 5           | 63,976           | 5          | 63,976           | 8                       | 8              | 16.7           |
| NG Galva Armory                          | Army Guard | Galva                   | 1           | 32,864           | 1          | 32,864           | 6                       | 6              | 9.1            |
| NG Joliet Armory FMS 12                  | Army Guard | Joliet                  | 3           | 51,418           | 3          | 51,418           | 5                       | 5              | 15.0           |
| NG Kankakee (Cpt Stefanich JMD)          | Army Guard | Kankakee                | 2           | 41,188           | 2          | 41,188           | 11                      | 11             | 11.5           |
| NG Machesney Park Armory FMS 13          | Army Guard | Machesney Park          | 3           | 53,386           | 3          | 53,386           | 12                      | 12             | 15.6           |
| NG Macomb Armory FMS 19A                 | Army Guard | Macomb                  | 3           | 56,077           | 3          | 56,077           | 7                       | 7              | 15.1           |
| NG Marion Armory FMS 18                  | Army Guard | Marion                  | 3           | 46,431           | 3          | 46,431           | 11                      | 11             | 13.6           |
| NG Mattoon Armory FMS 5                  | Army Guard | Mattoon                 | 3           | 46,947           | 3          | 46,947           | 7                       | 7              | 15.1           |
| NG Mt Vernon Armed Forces Reserve Center | Army Guard | Mt Vernon               | 2           | 85,387           | 2          | 85,387           | 23                      | 23             | 25.5           |
| NG North Riverside Armory                | Army Guard | Riverside               | 3           | 88,163           | 3          | 88,163           | 10                      | 10             | 24.5           |
| NG Pontiac Armory                        | Army Guard | Pontiac                 | 1           | 32,825           | 1          | 32,825           | 5                       | 5              | 8.6            |
| NG Quad Cities Armory FMS 19             | Army Guard | Milan                   | 4           | 70,967           | 4          | 70,967           | 25                      | 25             | 17.2           |
| NG Quincy (Gen Grimmer) FMS 20           | Army Guard | Quincy                  | 5           | 35,426           | 5          | 35,426           | 6                       | 6              | 11.3           |
| NG Shiloh Readiness Center               | Army Guard | O Fallon                | 2           | 35,448           | 2          | 35,448           | 15                      | 15             | 10.9           |
| NG Sparta Armory                         | Army Guard | Sparta                  | 8           | 55,558           | 8          | 55,558           | 2,653                   | 2,653          | 20.6           |
| NG Springfield (TS Camp Lincoln)         | Army Guard | Springfield             | 39          | 510,358          | 39         | 510,358          | 160                     | 160            | 143.8          |
| NG Urbana Armory FMS 17                  | Army Guard | Urbana                  | 7           | 122,889          | 7          | 122,889          | 22                      | 22             | 30.7           |
| NG West Frankfort Armory                 | Army Guard | West Frankfort          | 1           | 23,148           | 1          | 23,148           | 5                       | 5              | 5.7            |
| NG Woodstock Armory                      | Army Guard | Woodstock               | 3           | 24,208           | 3          | 24,208           | 13                      | 13             | 6.7            |
| <b>* OTHER SITE(S) : 23</b>              |            |                         | <b>39</b>   | <b>1,106,928</b> | <b>39</b>  | <b>1,106,928</b> | <b>65</b>               | <b>66</b>      | <b>303.1</b>   |
| <b>Illinois Total:</b>                   |            |                         | <b>193</b>  | <b>3,665,109</b> | <b>193</b> | <b>3,665,109</b> | <b>5,992</b>            | <b>5,993</b>   | <b>1,040.4</b> |
| <b>Indiana</b>                           |            |                         |             |                  |            |                  |                         |                |                |
| Johnson County Armory                    | Army Guard | Franklin                | 2           | 163,171          | 2          | 163,171          | 40                      | 40             | 36.4           |
| Knightstown                              | Army Guard | Knightstown             | 8           | 253,015          | 8          | 253,015          | 387                     | 387            | 48.8           |
| NG Bedford                               | Army Guard | Bedford                 | 4           | 30,101           | 4          | 30,101           | 5                       | 5              | 8.4            |
| NG Elkhart                               | Army Guard | Elkhart                 | 10          | 44,186           | 10         | 44,186           | 8                       | 8              | 10.6           |
| NG Evansville (1998)                     | Army Guard | Evansville              | 3           | 83,799           | 3          | 83,799           | 20                      | 20             | 18.5           |
| NG Fort Wayne                            | Army Guard | Fort Wayne              | 4           | 56,833           | 4          | 56,833           | 21                      | 21             | 12.5           |
| NG Gary                                  | Army Guard | Gary                    | 6           | 62,460           | 6          | 62,460           | 15                      | 15             | 13.9           |
| NG Indianapolis 38 ID                    | Army Guard | Indianapolis            | 3           | 96,640           | 3          | 96,640           | 68                      | 68             | 22.4           |
| NG Indianapolis CSMS 1                   | Army Guard | Indianapolis            | 6           | 115,305          | 6          | 115,305          | 12                      | 12             | 32.0           |
| NG Jasper                                | Army Guard | Jasper                  | 4           | 31,208           | 4          | 31,208           | 6                       | 6              | 7.2            |

\* All Locations that do not meet criteria of at least five (5) Acres AND at least \$5M PRV.

**State/Territories Army National Guard  
Base Structure Report - As of 30 Sept 2014**

| SITE                        | COMPONENT  | NAME<br>NEAREST<br>CITY | BUILDINGS   |                  |            |                  | STATE<br>OWNED<br>ACRES | TOTAL<br>ACRES | PRV (\$M)    |
|-----------------------------|------------|-------------------------|-------------|------------------|------------|------------------|-------------------------|----------------|--------------|
|                             |            |                         | STATE OWNED |                  | TOTAL      |                  |                         |                |              |
|                             |            |                         | COUNT       | SQFT             | COUNT      | SQFT             |                         |                |              |
| NG La Porte                 | Army Guard | La Porte                | 4           | 28,673           | 4          | 28,673           | 9                       | 9              | 5.1          |
| NG Lafayette                | Army Guard | Lafayette               | 2           | 144,885          | 3          | 146,485          | 16                      | 16             | 33.1         |
| NG Logansport               | Army Guard | Logansport              | 5           | 22,634           | 5          | 22,634           | 8                       | 8              | 5.3          |
| NG Muncie                   | Army Guard | Muncie                  | 3           | 31,888           | 4          | 35,088           | 16                      | 16             | 7.9          |
| NG New Albany               | Army Guard | New Albany              | 3           | 29,737           | 3          | 29,737           | 9                       | 9              | 6.8          |
| NG Richmond                 | Army Guard | Richmond                | 3           | 22,620           | 3          | 22,620           | 8                       | 8              | 5.5          |
| NG Shelbyville              | Army Guard | Shelbyville             | 4           | 83,709           | 4          | 83,709           | 58                      | 58             | 24.6         |
| NG South Bend               | Army Guard | South Bend              | 3           | 67,147           | 3          | 67,147           | 16                      | 16             | 15.3         |
| NG Stout Field Indianapolis | Army Guard | Indianapolis            | 23          | 456,446          | 23         | 456,446          | 18                      | 18             | 81.6         |
| NG Terre Haute              | Army Guard | Terre Haute             | 2           | 30,996           | 2          | 30,996           | 6                       | 6              | 6.4          |
| <b>* OTHER SITE(S) : 51</b> |            |                         | <b>83</b>   | <b>912,477</b>   | <b>88</b>  | <b>958,370</b>   | <b>336</b>              | <b>336</b>     | <b>228.5</b> |
|                             |            | <b>Indiana Total:</b>   | <b>185</b>  | <b>2,767,930</b> | <b>192</b> | <b>2,818,623</b> | <b>1,080</b>            | <b>1,080</b>   | <b>630.8</b> |
| <b>Iowa</b>                 |            |                         |             |                  |            |                  |                         |                |              |
| Muscatine MD                | Army Guard | Muscatine               | 1           | 37,392           | 1          | 37,392           | 0                       | 20             | 15.5         |
| NG Algona                   | Army Guard | Algona                  | 4           | 29,237           | 4          | 29,237           | 12                      | 12             | 6.3          |
| NG Boone                    | Army Guard | Boone                   | 9           | 151,189          | 9          | 151,189          | 22                      | 28             | 71.0         |
| NG Cedar Rapids Armory      | Army Guard | Cedar Rapids            | 3           | 174,280          | 3          | 174,280          | 0                       | 22             | 59.3         |
| NG Centerville              | Army Guard | Centerville             | 4           | 33,208           | 4          | 33,208           | 8                       | 8              | 5.9          |
| NG Clinton                  | Army Guard | Clinton                 | 6           | 37,852           | 6          | 37,852           | 5                       | 5              | 8.8          |
| NG Corning                  | Army Guard | Corning                 | 3           | 21,942           | 3          | 21,942           | 9                       | 9              | 5.1          |
| NG Council Bluffs           | Army Guard | Council Bluffs          | 6           | 62,934           | 6          | 62,934           | 41                      | 41             | 13.1         |
| NG Davenport AASF           | Army Guard | Davenport               | 11          | 102,509          | 11         | 102,509          | 13                      | 17             | 24.9         |
| NG Davenport OMS            | Army Guard | Davenport               | 5           | 23,438           | 5          | 23,438           | 12                      | 12             | 5.2          |
| NG Dubuque                  | Army Guard | Dubuque                 | 5           | 69,649           | 5          | 69,649           | 22                      | 22             | 14.7         |
| NG Fairfield Armory         | Army Guard | Fairfield               | 3           | 50,689           | 3          | 50,689           | 5                       | 5              | 9.6          |
| NG Fairfield OMS            | Army Guard | Fairfield               | 1           | 17,981           | 1          | 17,981           | 5                       | 5              | 5.7          |
| NG Fort Dodge               | Army Guard | Fort Dodge              | 4           | 67,610           | 4          | 67,610           | 7                       | 8              | 15.4         |
| NG Iowa City Melrose        | Army Guard | Iowa City               | 1           | 94,709           | 1          | 94,709           | 25                      | 25             | 20.5         |
| NG Knoxville                | Army Guard | Knoxville               | 3           | 27,073           | 3          | 27,073           | 6                       | 6              | 6.4          |
| NG Le Mars                  | Army Guard | Le Mars                 | 4           | 28,170           | 4          | 28,170           | 6                       | 6              | 5.9          |
| NG Mason City               | Army Guard | Mason City              | 6           | 56,910           | 6          | 56,910           | 13                      | 13             | 10.4         |
| NG Mount Pleasant           | Army Guard | Mt Pleasant             | 4           | 36,654           | 4          | 36,654           | 6                       | 6              | 6.6          |
| NG Oskaloosa                | Army Guard | Oskaloosa               | 3           | 36,026           | 3          | 36,026           | 11                      | 11             | 6.6          |
| NG Ottumwa                  | Army Guard | Ottumwa                 | 4           | 36,740           | 4          | 36,740           | 5                       | 5              | 5.7          |

\* All Locations that do not meet criteria of at least five (5) Acres AND at least \$5M PRV.

**State/Territories Army National Guard  
Base Structure Report - As of 30 Sept 2014**

| SITE                            | COMPONENT  | NAME<br>NEAREST<br>CITY | BUILDINGS   |                  |            |                  | STATE<br>OWNED<br>ACRES | TOTAL<br>ACRES | PRV (\$M)    |
|---------------------------------|------------|-------------------------|-------------|------------------|------------|------------------|-------------------------|----------------|--------------|
|                                 |            |                         | STATE OWNED |                  | TOTAL      |                  |                         |                |              |
|                                 |            |                         | COUNT       | SQFT             | COUNT      | SQFT             |                         |                |              |
| NG Red Oak                      | Army Guard | Red Oak                 | 5           | 34,548           | 5          | 34,548           | 5                       | 5              | 5.8          |
| NG Sheldon                      | Army Guard | Sheldon                 | 5           | 35,575           | 5          | 35,575           | 6                       | 6              | 6.1          |
| NG Sioux City                   | Army Guard | Sioux City              | 6           | 61,751           | 6          | 61,751           | 11                      | 11             | 12.3         |
| NG Spencer                      | Army Guard | Spencer                 | 3           | 24,560           | 3          | 24,560           | 5                       | 5              | 5.3          |
| NG Storm Lake                   | Army Guard | Storm Lake              | 6           | 30,411           | 6          | 30,411           | 6                       | 6              | 6.9          |
| NG Waterloo Airport             | Army Guard | Waterloo                | 7           | 62,156           | 7          | 62,156           | 5                       | 7              | 13.8         |
| NG Waterloo Big Rock            | Army Guard | Waterloo                | 5           | 108,520          | 5          | 108,520          | 0                       | 33             | 28.5         |
| <b>* OTHER SITE(S) : 18</b>     |            |                         | <b>39</b>   | <b>351,206</b>   | <b>42</b>  | <b>355,146</b>   | <b>99</b>               | <b>99</b>      | <b>70.6</b>  |
| <b>Iowa Total:</b>              |            |                         | <b>166</b>  | <b>1,904,919</b> | <b>169</b> | <b>1,908,859</b> | <b>369</b>              | <b>459</b>     | <b>472.1</b> |
| <b><u>Kansas</u></b>            |            |                         |             |                  |            |                  |                         |                |              |
| JFHQ Kansas                     | Army Guard | Topeka                  | 30          | 292,210          | 30         | 292,210          | 79                      | 79             | 58.6         |
| NG Kansas City Armory           | Army Guard | Kansas City             | 5           | 97,114           | 5          | 97,114           | 5                       | 20             | 21.0         |
| NG Lenexa Armory                | Army Guard | Lenexa                  | 4           | 38,238           | 4          | 38,238           | 9                       | 9              | 7.9          |
| NG Manhattan Readiness Center   | Army Guard | Manhattan               | 3           | 78,439           | 3          | 78,439           | 10                      | 10             | 17.1         |
| NG Olathe Armory                | Army Guard | Olathe                  | 1           | 32,542           | 1          | 32,542           | 5                       | 5              | 7.5          |
| NG Pittsburg Readiness Center   | Army Guard | Pittsburg               | 2           | 85,218           | 2          | 85,218           | 10                      | 10             | 17.3         |
| NG Salina KS Training Center    | Army Guard | Salina                  | 18          | 371,586          | 18         | 371,586          | 48                      | 84             | 83.8         |
| NG Wichita South Armory         | Army Guard | Wichita                 | 5           | 32,542           | 5          | 32,542           | 6                       | 6              | 6.5          |
| Wichita North                   | Army Guard | Wichita                 | 3           | 183,207          | 3          | 183,207          | 0                       | 45             | 42.3         |
| <b>* OTHER SITE(S) : 36</b>     |            |                         | <b>63</b>   | <b>595,271</b>   | <b>69</b>  | <b>598,950</b>   | <b>85</b>               | <b>104</b>     | <b>127.6</b> |
| <b>Kansas Total:</b>            |            |                         | <b>134</b>  | <b>1,806,367</b> | <b>140</b> | <b>1,810,046</b> | <b>258</b>              | <b>373</b>     | <b>389.7</b> |
| <b><u>Kentucky</u></b>          |            |                         |             |                  |            |                  |                         |                |              |
| Burlington Readiness Center     | Army Guard | Burlington              | 2           | 82,665           | 2          | 82,665           | 34                      | 34             | 21.1         |
| MD Paducah (New)                | Army Guard | West Paducah            | 4           | 76,663           | 4          | 76,663           | 0                       | 21             | 19.3         |
| NG Bowling Green Reserve Center | Army Guard | Bowling Green           | 3           | 34,795           | 3          | 34,795           | 7                       | 7              | 6.7          |
| NG Buechel Armory               | Army Guard | Louisville              | 6           | 35,510           | 6          | 35,510           | 10                      | 10             | 7.0          |
| NG Frankfort Boone NG Center    | Army Guard | Frankfort               | 45          | 366,937          | 46         | 367,924          | 380                     | 380            | 89.6         |
| NG Glasgow Armory               | Army Guard | Glasgow                 | 3           | 25,986           | 3          | 25,986           | 9                       | 9              | 5.2          |
| NG Lexington Armory             | Army Guard | Lexington               | 7           | 43,284           | 7          | 43,284           | 0                       | 18             | 9.3          |
| NG London JSO                   | Army Guard | London                  | 2           | 65,888           | 2          | 65,888           | 18                      | 18             | 24.6         |
| NG Louisville Armory            | Army Guard | Louisville              | 8           | 59,458           | 8          | 59,458           | 10                      | 10             | 11.9         |
| NG Morehead Readiness Center    | Army Guard | Morehead                | 2           | 33,659           | 2          | 33,659           | 10                      | 10             | 7.5          |
| NG Richmond Armory              | Army Guard | Richmond                | 4           | 31,349           | 4          | 31,349           | 5                       | 5              | 6.5          |

\* All Locations that do not meet criteria of at least five (5) Acres AND at least \$5M PRV.

**State/Territories Army National Guard  
Base Structure Report - As of 30 Sept 2014**

| SITE                            | COMPONENT  | NAME<br>NEAREST<br>CITY | BUILDINGS    |                  |              |                  | STATE<br>OWNED<br>ACRES | TOTAL<br>ACRES | PRV (\$M)      |
|---------------------------------|------------|-------------------------|--------------|------------------|--------------|------------------|-------------------------|----------------|----------------|
|                                 |            |                         | STATE OWNED  |                  | TOTAL        |                  |                         |                |                |
|                                 |            |                         | COUNT        | SQFT             | COUNT        | SQFT             |                         |                |                |
| Owensboro Readiness Center      | Army Guard | Owensboro               | 2            | 60,151           | 2            | 60,151           | 0                       | 21             | 15.3           |
| W.H. Ford Regional Training Ctr | Army Guard | Greenville              | 73           | 549,972          | 73           | 549,972          | 11,261                  | 11,261         | 150.8          |
| <b>* OTHER SITE(S) : 53</b>     |            |                         | 121          | 948,465          | 125          | 967,240          | 748                     | 772            | 202.6          |
| <b>Kentucky Total:</b>          |            |                         | <b>282</b>   | <b>2,414,782</b> | <b>287</b>   | <b>2,434,544</b> | <b>12,492</b>           | <b>12,575</b>  | <b>577.2</b>   |
| <b>Louisiana</b>                |            |                         |              |                  |              |                  |                         |                |                |
| Baton Rouge LSU South Campus    | Army Guard | Baton Rouge             | 4            | 169,179          | 4            | 169,179          | 51                      | 51             | 56.2           |
| Bogalusa RC - Hwy 10            | Army Guard | Bogalusa                | 6            | 54,074           | 6            | 54,074           | 13                      | 13             | 12.0           |
| Camp Minden TS                  | Army Guard | Minden                  | 576          | 2,464,057        | 576          | 2,464,057        | 15,253                  | 15,253         | 518.5          |
| NG Abbeville                    | Army Guard | Abbeville               | 10           | 28,172           | 10           | 28,172           | 0                       | 6              | 6.4            |
| NG Alexandria                   | Army Guard | Alexandria              | 4            | 45,871           | 4            | 45,871           | 5                       | 5              | 8.9            |
| NG Beauregard Training Range    | Army Guard | Pineville               | 72           | 56,888           | 72           | 56,888           | 12,888                  | 12,888         | 42.8           |
| NG Bossier City                 | Army Guard | Bossier City            | 11           | 38,529           | 11           | 38,529           | 10                      | 10             | 7.3            |
| NG Breaux Bridge                | Army Guard | Breaux Bridge           | 4            | 25,956           | 4            | 25,956           | 0                       | 6              | 5.2            |
| NG Camp Cook                    | Army Guard | Ball                    | 29           | 116,534          | 29           | 116,534          | 38                      | 38             | 23.7           |
| NG Camp Villere                 | Army Guard | Slidell                 | 64           | 246,505          | 64           | 246,505          | 1,707                   | 1,707          | 73.4           |
| NG Carville Gillis Long Center  | Army Guard | Carville                | 113          | 827,469          | 113          | 827,469          | 379                     | 379            | 169.4          |
| NG Covington                    | Army Guard | Covington               | 4            | 37,079           | 4            | 37,079           | 0                       | 6              | 8.6            |
| NG Esler Field                  | Army Guard | Pineville               | 30           | 570,925          | 30           | 570,925          | 0                       | 1,991          | 194.2          |
| NG Hammond Airport              | Army Guard | Hammond                 | 14           | 317,403          | 14           | 317,403          | 0                       | 173            | 137.9          |
| NG Jackson Barracks             | Army Guard | New Orleans             | 87           | 713,754          | 87           | 713,754          | 113                     | 113            | 136.1          |
| NG Jena Armory                  | Army Guard | Jena                    | 7            | 30,379           | 7            | 30,379           | 13                      | 13             | 7.6            |
| NG Lafayette                    | Army Guard | Lafayette               | 12           | 62,878           | 12           | 62,878           | 0                       | 6              | 13.6           |
| NG Marrero                      | Army Guard | Marrero                 | 2            | 48,208           | 2            | 48,208           | 0                       | 8              | 9.2            |
| NG Monroe                       | Army Guard | Monroe                  | 6            | 44,076           | 6            | 44,076           | 0                       | 10             | 9.6            |
| NG Napoleonville                | Army Guard | Napoleonville           | 3            | 25,322           | 3            | 25,322           | 0                       | 5              | 5.4            |
| NG Reserve                      | Army Guard | Reserve                 | 3            | 37,232           | 3            | 37,232           | 0                       | 5              | 9.9            |
| NG Ruston                       | Army Guard | Ruston                  | 6            | 105,094          | 6            | 105,094          | 16                      | 16             | 20.9           |
| NG Shreveport                   | Army Guard | Shreveport              | 10           | 61,011           | 10           | 61,011           | 6                       | 6              | 11.1           |
| SMR Camp Beauregard             | Army Guard | Pineville               | 260          | 973,042          | 260          | 973,042          | 728                     | 728            | 198.9          |
| <b>* OTHER SITE(S) : 41</b>     |            |                         | 123          | 637,270          | 127          | 641,768          | 146                     | 247            | 128.3          |
| <b>Louisiana Total:</b>         |            |                         | <b>1,460</b> | <b>7,736,907</b> | <b>1,464</b> | <b>7,741,405</b> | <b>31,365</b>           | <b>33,682</b>  | <b>1,815.2</b> |
| <b>Maine</b>                    |            |                         |              |                  |              |                  |                         |                |                |
| NG Augusta Armory               | Army Guard | Augusta                 | 1            | 66,443           | 1            | 66,443           | 5                       | 5              | 16.0           |

\* All Locations that do not meet criteria of at least five (5) Acres AND at least \$5M PRV.

**State/Territories Army National Guard  
Base Structure Report - As of 30 Sept 2014**

| SITE                        | COMPONENT  | NAME<br>NEAREST<br>CITY | BUILDINGS   |                |            |                | STATE<br>OWNED<br>ACRES | TOTAL<br>ACRES | PRV (\$M)    |
|-----------------------------|------------|-------------------------|-------------|----------------|------------|----------------|-------------------------|----------------|--------------|
|                             |            |                         | STATE OWNED |                | TOTAL      |                |                         |                |              |
|                             |            |                         | COUNT       | SQFT           | COUNT      | SQFT           |                         |                |              |
| NG Belfast Armory           | Army Guard | Belfast                 | 4           | 25,055         | 4          | 25,055         | 27                      | 27             | 6.9          |
| NG Brewer Armory            | Army Guard | Brewer                  | 2           | 29,870         | 2          | 29,870         | 6                       | 6              | 7.2          |
| NG Camp Keyes TS            | Army Guard | Augusta                 | 40          | 276,084        | 40         | 276,084        | 38                      | 38             | 58.5         |
| NG Deepwoods TS             | Army Guard | Old Town                | 0           | 0              | 0          | 0              | 0                       | 358,800        | 5.5          |
| NG Gardiner TS              | Army Guard | Gardiner                | 5           | 3,347          | 5          | 3,347          | 115                     | 115            | 5.4          |
| NG Hollis Plains TS         | Army Guard | Hollis Center           | 1           | 544            | 1          | 544            | 425                     | 425            | 10.4         |
| NG Houlton Armory           | Army Guard | Houlton                 | 3           | 21,588         | 3          | 21,588         | 5                       | 5              | 5.2          |
| NG Lewiston MD              | Army Guard | Lewiston                | 8           | 36,922         | 8          | 36,922         | 6                       | 6              | 9.3          |
| NG Norway Armory            | Army Guard | Norway                  | 3           | 35,515         | 3          | 35,515         | 5                       | 5              | 8.4          |
| NG Portland Armory FMS      | Army Guard | Portland                | 11          | 77,035         | 11         | 77,035         | 9                       | 9              | 20.8         |
| NG Skowhegan Armory         | Army Guard | Skowhegan               | 3           | 29,380         | 3          | 29,380         | 7                       | 7              | 7.3          |
| NG Solman State Armory      | Army Guard | Caribou                 | 4           | 62,497         | 4          | 62,497         | 7                       | 7              | 13.3         |
| NG Waterville Armory        | Army Guard | Waterville              | 6           | 43,677         | 6          | 43,677         | 5                       | 5              | 10.3         |
| NG WMD Readiness Center     | Army Guard | Waterville              | 1           | 16,650         | 1          | 16,650         | 6                       | 6              | 5.1          |
| <b>* OTHER SITE(S) : 12</b> |            |                         | <b>27</b>   | <b>102,727</b> | <b>32</b>  | <b>112,072</b> | <b>316</b>              | <b>343</b>     | <b>32.0</b>  |
| <b>Maine Total:</b>         |            |                         | <b>119</b>  | <b>827,334</b> | <b>124</b> | <b>836,679</b> | <b>982</b>              | <b>359,809</b> | <b>221.6</b> |

**Maryland**

|  |            |                |    |         |    |         |       |       |       |
|--|------------|----------------|----|---------|----|---------|-------|-------|-------|
| NG BG (MD) Louis G. Smith              | Army Guard | Easton         | 1  | 22,154  | 1  | 22,154  | 12    | 12    | 5.3   |
| NG BG (MD) Randolph Millholland        | Army Guard | Hagerstown     | 2  | 37,909  | 2  | 37,909  | 25    | 25    | 9.3   |
| NG BG Thomas B Baker TS                | Army Guard | Hancock        | 26 | 19,147  | 26 | 19,147  | 2,280 | 2,280 | 5.5   |
| NG BG Thomas B. Baker                  | Army Guard | Ellicott City  | 3  | 24,428  | 3  | 24,428  | 6     | 6     | 5.5   |
| NG Cong Steny Hoyer Armory             | Army Guard | Cheltenham     | 3  | 35,471  | 3  | 35,471  | 14    | 14    | 9.9   |
| NG Cpt Michael Cresap                  | Army Guard | Frederick      | 2  | 21,116  | 2  | 21,116  | 18    | 18    | 5.2   |
| NG Cpt Thomas Price                    | Army Guard | Cumberland     | 1  | 24,652  | 1  | 24,652  | 9     | 9     | 6.2   |
| NG CSM Blair Lee Crockett              | Army Guard | Salisbury      | 4  | 44,862  | 4  | 44,862  | 11    | 11    | 11.7  |
| NG CSM Jerome M. Grollman              | Army Guard | Dundalk        | 5  | 56,488  | 5  | 56,488  | 14    | 14    | 15.7  |
| NG CW4 Melvin Sherr                    | Army Guard | Parkville      | 2  | 39,279  | 2  | 39,279  | 16    | 16    | 8.8   |
| NG Havre de Grace Military Reservation | Army Guard | Havre De Grace | 41 | 242,579 | 41 | 242,579 | 76    | 76    | 51.5  |
| NG LTC (MD) E. Leslie Medford          | Army Guard | Annapolis      | 1  | 41,473  | 1  | 41,473  | 6     | 6     | 10.5  |
| NG MG (Brevet) John R. Kenly           | Army Guard | Greenbelt      | 2  | 24,920  | 2  | 24,920  | 8     | 8     | 6.5   |
| NG MG George M. Gelston                | Army Guard | Silver Spring  | 2  | 24,078  | 2  | 24,078  | 14    | 14    | 6.9   |
| NG MG Harry C. Ruhl                    | Army Guard | Towson         | 1  | 71,699  | 1  | 71,699  | 7     | 7     | 17.6  |
| NG MG William J. Witte Armory          | Army Guard | Catonsville    | 1  | 29,127  | 1  | 29,127  | 8     | 8     | 7.3   |
| NG MTA Camp Fretterd                   | Army Guard | Reisterstown   | 63 | 396,298 | 63 | 396,298 | 587   | 587   | 101.5 |

\* All Locations that do not meet criteria of at least five (5) Acres AND at least \$5M PRV.

**State/Territories Army National Guard  
Base Structure Report - As of 30 Sept 2014**

| SITE                              | COMPONENT  | NAME<br>NEAREST<br>CITY | BUILDINGS   |                  |            |                  | STATE<br>OWNED<br>ACRES | TOTAL<br>ACRES | PRV (\$M)    |
|-----------------------------------|------------|-------------------------|-------------|------------------|------------|------------------|-------------------------|----------------|--------------|
|                                   |            |                         | STATE OWNED |                  | TOTAL      |                  |                         |                |              |
|                                   |            |                         | COUNT       | SQFT             | COUNT      | SQFT             |                         |                |              |
| NG MTA Gunpowder Military Reserva | Army Guard | Glen Arm                | 20          | 46,531           | 20         | 46,531           | 253                     | 253            | 18.7         |
| NG Pikesville Mil Res             | Army Guard | Pikesville              | 5           | 152,380          | 5          | 152,380          | 15                      | 15             | 41.3         |
| <b>* OTHER SITE(S) : 8</b>        |            |                         | 8           | 459,535          | 8          | 459,535          | 62                      | 62             | 97.4         |
| <b>Maryland Total:</b>            |            |                         | <b>193</b>  | <b>1,814,126</b> | <b>193</b> | <b>1,814,126</b> | <b>3,441</b>            | <b>3,441</b>   | <b>442.0</b> |
| <b>Massachusetts</b>              |            |                         |             |                  |            |                  |                         |                |              |
| NG Ayer/Devens                    | Army Guard | Ayer                    | 9           | 176,437          | 9          | 176,437          | 64                      | 64             | 64.4         |
| NG Brockton                       | Army Guard | Brockton                | 2           | 35,222           | 2          | 35,222           | 15                      | 15             | 10.9         |
| NG Danvers                        | Army Guard | Danvers                 | 1           | 22,204           | 1          | 22,204           | 6                       | 6              | 6.7          |
| NG Dorchester                     | Army Guard | Boston                  | 2           | 40,353           | 2          | 40,353           | 7                       | 7              | 13.2         |
| NG Florence                       | Army Guard | Northampton             | 1           | 18,772           | 1          | 18,772           | 34                      | 34             | 5.6          |
| NG Framingham                     | Army Guard | Framingham              | 2           | 51,526           | 2          | 51,526           | 9                       | 9              | 19.5         |
| NG Methuen                        | Army Guard | Methuen                 | 2           | 76,984           | 2          | 76,984           | 6                       | 6              | 22.0         |
| NG Milford, JFHQ MD, USPFO Whse   | Army Guard | Milford                 | 2           | 257,450          | 2          | 257,450          | 107                     | 107            | 63.6         |
| NG MTA Camp Curtis Guil           | Army Guard | Reading                 | 38          | 163,612          | 38         | 163,612          | 680                     | 680            | 62.6         |
| NG Natick, Speen St               | Army Guard | Natick                  | 1           | 55,575           | 1          | 55,575           | 26                      | 26             | 8.9          |
| NG Newburyport                    | Army Guard | Newburyport             | 2           | 18,425           | 2          | 18,425           | 8                       | 8              | 6.4          |
| NG Springfield                    | Army Guard | Springfield             | 2           | 43,920           | 2          | 43,920           | 6                       | 6              | 12.8         |
| NG Taunton                        | Army Guard | Taunton                 | 1           | 32,614           | 1          | 32,614           | 15                      | 15             | 9.4          |
| NG Westfield                      | Army Guard | Westfield               | 2           | 50,512           | 2          | 50,512           | 7                       | 7              | 18.4         |
| <b>* OTHER SITE(S) : 37</b>       |            |                         | 34          | 652,398          | 47         | 666,446          | 63                      | 63             | 192.6        |
| <b>Massachusetts Total:</b>       |            |                         | <b>101</b>  | <b>1,696,004</b> | <b>114</b> | <b>1,710,052</b> | <b>1,052</b>            | <b>1,052</b>   | <b>517.1</b> |
| <b>Michigan</b>                   |            |                         |             |                  |            |                  |                         |                |              |
| MTC-H Camp Grayling               | Army Guard | Grayling                | 362         | 1,690,757        | 362        | 1,690,757        | 146,757                 | 146,757        | 686.4        |
| NG Albion                         | Army Guard | Albion                  | 1           | 29,647           | 1          | 29,647           | 9                       | 9              | 6.3          |
| NG Alma                           | Army Guard | Alma                    | 1           | 23,035           | 1          | 23,035           | 35                      | 35             | 5.5          |
| NG Baraga                         | Army Guard | Baraga                  | 3           | 26,491           | 3          | 26,491           | 6                       | 6              | 5.5          |
| NG Bay City                       | Army Guard | Bay City                | 3           | 46,753           | 3          | 46,753           | 12                      | 12             | 8.6          |
| NG Big Rapids                     | Army Guard | Big Rapids              | 2           | 28,036           | 2          | 28,036           | 10                      | 10             | 5.8          |
| NG Calumet (New)                  | Army Guard | Calumet                 | 2           | 38,475           | 2          | 38,475           | 12                      | 12             | 7.9          |
| NG Detroit Light Guard            | Army Guard | Detroit                 | 4           | 162,290          | 4          | 162,290          | 8                       | 8              | 32.5         |
| NG Detroit Olympia                | Army Guard | Detroit                 | 3           | 49,842           | 3          | 49,842           | 10                      | 10             | 12.7         |
| NG Gladstone                      | Army Guard | Gladstone               | 2           | 26,170           | 2          | 26,170           | 5                       | 5              | 6.7          |
| NG Grand Ledge AASF               | Army Guard | Grand Ledge             | 11          | 302,868          | 11         | 302,868          | 61                      | 61             | 87.4         |

\* All Locations that do not meet criteria of at least five (5) Acres AND at least \$5M PRV.

**State/Territories Army National Guard  
Base Structure Report - As of 30 Sept 2014**

| SITE                                       | COMPONENT  | NAME<br>NEAREST<br>CITY | BUILDINGS   |                  |            |                  | STATE<br>OWNED<br>ACRES | TOTAL<br>ACRES | PRV (\$M)      |
|--|------------|-------------------------|-------------|------------------|------------|------------------|-------------------------|----------------|----------------|
|  |            |                         | STATE OWNED |                  | TOTAL      |                  |                         |                |                |
|  |            |                         | COUNT       | SQFT             | COUNT      | SQFT             |                         |                |                |
| NG Grand Ledge CMF                         | Army Guard | Grand Ledge             | 2           | 18,542           | 2          | 18,542           | 12                      | 12             | 6.7            |
| NG Grand Ledge Hangar                      | Army Guard | Grand Ledge             | 1           | 28,253           | 1          | 28,253           | 29                      | 29             | 8.4            |
| NG Howell                                  | Army Guard | Howell                  | 1           | 22,655           | 1          | 22,655           | 6                       | 6              | 7.4            |
| NG Iron River                              | Army Guard | Iron River              | 3           | 32,755           | 3          | 32,755           | 5                       | 5              | 8.7            |
| NG Ishpeming                               | Army Guard | Ishpeming               | 5           | 48,742           | 5          | 48,742           | 8                       | 8              | 12.0           |
| NG Jackson (New)                           | Army Guard | Jackson                 | 1           | 44,490           | 1          | 44,490           | 30                      | 30             | 12.9           |
| NG Kalamazoo                               | Army Guard | Kalamazoo               | 4           | 39,743           | 4          | 39,743           | 43                      | 43             | 12.1           |
| NG Lansing CSMS                            | Army Guard | Lansing                 | 7           | 51,210           | 7          | 51,210           | 18                      | 18             | 16.3           |
| NG Lansing Headquarters Complex            | Army Guard | Lansing                 | 14          | 535,395          | 14         | 535,395          | 59                      | 59             | 143.6          |
| NG Lansing USPFO                           | Army Guard | Lansing                 | 6           | 78,679           | 6          | 78,679           | 6                       | 6              | 12.0           |
| NG Lapeer                                  | Army Guard | Lapeer                  | 2           | 20,715           | 2          | 20,715           | 6                       | 6              | 5.6            |
| NG Manistee                                | Army Guard | Manistee                | 1           | 26,036           | 1          | 26,036           | 5                       | 5              | 6.4            |
| NG Marquette                               | Army Guard | Marquette               | 2           | 29,248           | 2          | 29,248           | 6                       | 6              | 7.6            |
| NG Midland                                 | Army Guard | Midland                 | 5           | 35,548           | 5          | 35,548           | 12                      | 12             | 11.3           |
| NG Montague                                | Army Guard | Montague                | 3           | 26,940           | 3          | 26,940           | 10                      | 10             | 9.7            |
| NG Pontiac                                 | Army Guard | Pontiac                 | 2           | 28,339           | 2          | 28,339           | 10                      | 10             | 7.4            |
| NG Sault Ste Marie                         | Army Guard | Sault Ste Marie         | 5           | 58,184           | 5          | 58,184           | 9                       | 9              | 11.0           |
| NG Shiawassee                              | Army Guard | Corunna                 | 1           | 36,076           | 1          | 36,076           | 13                      | 13             | 10.6           |
| NG Sturgis                                 | Army Guard | Sturgis                 | 3           | 23,411           | 3          | 23,411           | 6                       | 6              | 5.9            |
| NG Taylor                                  | Army Guard | Taylor                  | 6           | 66,432           | 6          | 66,432           | 17                      | 17             | 17.7           |
| NG Wyoming                                 | Army Guard | Wyoming                 | 5           | 108,648          | 5          | 108,648          | 10                      | 10             | 21.1           |
| Washtenaw                                  | Army Guard | Ypsilanti               | 4           | 53,880           | 4          | 53,880           | 9                       | 9              | 17.7           |
| <b>* OTHER SITE(S) : 25</b>                |            |                         | <b>38</b>   | <b>350,767</b>   | <b>48</b>  | <b>401,367</b>   | <b>59</b>               | <b>59</b>      | <b>101.0</b>   |
| <b>Michigan Total:</b>                     |            |                         | <b>515</b>  | <b>4,189,052</b> | <b>525</b> | <b>4,239,652</b> | <b>147,313</b>          | <b>147,313</b> | <b>1,338.4</b> |
| <b>Minnesota</b>                           |            |                         |             |                  |            |                  |                         |                |                |
| Camp Ripley                                | Army Guard | Little Falls            | 1,277       | 2,684,549        | 1,277      | 2,684,549        | 52,758                  | 52,759         | 1,114.5        |
| Faribault Armed Forces Reserve Center (MD) | Army Guard | Faribault               | 2           | 64,494           | 2          | 64,494           | 30                      | 30             | 18.4           |
| NG Albert Lea Armory                       | Army Guard | Albert Lea              | 1           | 28,942           | 1          | 28,942           | 8                       | 8              | 7.2            |
| NG Appleton OMS 7                          | Army Guard | Appleton                | 3           | 21,297           | 3          | 21,297           | 5                       | 5              | 5.2            |
| NG Austin Armory                           | Army Guard | Austin                  | 3           | 23,044           | 3          | 23,044           | 5                       | 5              | 6.0            |
| NG Bemidji Armory                          | Army Guard | Bemidji                 | 1           | 21,288           | 1          | 21,288           | 5                       | 5              | 5.6            |
| NG Bloomington Armory                      | Army Guard | Minneapolis             | 2           | 42,137           | 2          | 42,137           | 11                      | 11             | 11.3           |
| NG Brainerd Armory                         | Army Guard | Brainerd                | 1           | 39,112           | 1          | 39,112           | 9                       | 9              | 10.2           |
| NG Brooklyn Park Armory                    | Army Guard | Minneapolis             | 1           | 28,433           | 1          | 28,433           | 5                       | 5              | 7.9            |

\* All Locations that do not meet criteria of at least five (5) Acres AND at least \$5M PRV.



**State/Territories Army National Guard  
Base Structure Report - As of 30 Sept 2014**

| SITE                          | COMPONENT  | NAME<br>NEAREST<br>CITY | BUILDINGS    |                  |              |                  | STATE<br>OWNED<br>ACRES | TOTAL<br>ACRES | PRV (\$M)      |
|-------------------------------|------------|-------------------------|--------------|------------------|--------------|------------------|-------------------------|----------------|----------------|
|                               |            |                         | STATE OWNED  |                  | TOTAL        |                  |                         |                |                |
|                               |            |                         | COUNT        | SQFT             | COUNT        | SQFT             |                         |                |                |
| NG Cambridge MD               | Army Guard | Cambridge               | 2            | 57,276           | 2            | 57,276           | 25                      | 25             | 15.6           |
| NG Cottage Grove Armory       | Army Guard | Cottage Grove           | 1            | 54,673           | 1            | 54,673           | 7                       | 7              | 14.1           |
| NG Crookston Armory           | Army Guard | Crookston               | 1            | 22,064           | 1            | 22,064           | 6                       | 6              | 6.2            |
| NG Detroit Lakes Armory OMS 5 | Army Guard | Detroit Lakes           | 4            | 23,909           | 4            | 23,909           | 5                       | 5              | 6.8            |
| NG Duluth Armory              | Army Guard | Duluth                  | 1            | 43,789           | 1            | 43,789           | 207                     | 207            | 11.7           |
| NG E. St Paul Armory          | Army Guard | St. Paul                | 1            | 19,935           | 1            | 19,935           | 5                       | 5              | 5.4            |
| NG Hastings Armory            | Army Guard | Hastings                | 2            | 24,487           | 2            | 24,487           | 7                       | 7              | 5.8            |
| NG Holman Field AASF          | Army Guard | St. Paul                | 2            | 109,059          | 2            | 109,059          | 8                       | 8              | 34.3           |
| NG Hutchinson Armory          | Army Guard | Hutchinson              | 2            | 23,955           | 2            | 23,955           | 5                       | 5              | 5.6            |
| NG Inver Grove Hieghts Armory | Army Guard | Inver Grove Heights     | 1            | 42,477           | 1            | 42,477           | 5                       | 5              | 11.4           |
| NG Jackson Armory             | Army Guard | Jackson                 | 3            | 22,789           | 3            | 22,789           | 25                      | 25             | 5.6            |
| NG Luverne Armory             | Army Guard | Luverne                 | 1            | 20,898           | 1            | 20,898           | 55                      | 55             | 5.3            |
| NG Mankato Armory             | Army Guard | Mankato                 | 2            | 65,160           | 2            | 65,160           | 5                       | 5              | 13.3           |
| NG Minneapolis Armory         | Army Guard | Minneapolis             | 1            | 37,013           | 1            | 37,013           | 6                       | 6              | 10.0           |
| NG Montevideo Armory          | Army Guard | Montevideo              | 1            | 39,370           | 1            | 39,370           | 44                      | 44             | 10.3           |
| NG Moorhead Armory            | Army Guard | Moorhead                | 2            | 55,928           | 2            | 55,928           | 7                       | 7              | 11.9           |
| NG Redwood Falls Armory       | Army Guard | Redwood Falls           | 1            | 18,403           | 1            | 18,403           | 409                     | 409            | 5.1            |
| NG Rochester NGA and OMS 2    | Army Guard | Rochester               | 4            | 40,248           | 4            | 40,248           | 408                     | 408            | 11.4           |
| NG Rosemount Armory           | Army Guard | Rosemount               | 1            | 99,522           | 1            | 99,522           | 112                     | 112            | 25.2           |
| NG Rosemount Maint Facility   | Army Guard | Rosemount               | 1            | 30,516           | 1            | 30,516           | 44                      | 44             | 12.1           |
| NG Roseville Armory           | Army Guard | St. Paul                | 2            | 47,401           | 2            | 47,401           | 7                       | 7              | 12.1           |
| NG St Cloud AASF              | Army Guard | St. Cloud               | 1            | 140,625          | 1            | 140,625          | 0                       | 54             | 52.4           |
| NG St Cloud Armory            | Army Guard | St. Cloud               | 4            | 41,273           | 4            | 41,273           | 57                      | 57             | 10.9           |
| NG St Peter Armory            | Army Guard | St. Peter               | 2            | 21,604           | 2            | 21,604           | 11                      | 11             | 5.1            |
| <b>* OTHER SITE(S) : 50</b>   |            |                         | <b>54</b>    | <b>773,101</b>   | <b>63</b>    | <b>811,697</b>   | <b>636</b>              | <b>13,770</b>  | <b>208.6</b>   |
| <b>Minnesota Total:</b>       |            |                         | <b>1,388</b> | <b>4,828,771</b> | <b>1,397</b> | <b>4,867,367</b> | <b>54,942</b>           | <b>68,130</b>  | <b>1,702.6</b> |

**Mississippi**

|  |            |                 |   |        |   |        |    |    |      |
|--|------------|-----------------|---|--------|---|--------|----|----|------|
| Monticello Readiness Center            | Army Guard | Monticello      | 3 | 59,754 | 3 | 59,754 | 0  | 16 | 11.7 |
| NG Batesville                          | Army Guard | Batesville      | 2 | 27,736 | 2 | 27,736 | 0  | 8  | 5.4  |
| NG Brookhaven Readiness Center & FMS 3 | Army Guard | Brookhaven      | 5 | 37,574 | 5 | 37,574 | 15 | 15 | 8.2  |
| NG Canton                              | Army Guard | Canton          | 4 | 27,550 | 4 | 27,550 | 0  | 7  | 5.1  |
| NG Columbia Readiness Center           | Army Guard | Columbia        | 3 | 32,063 | 3 | 32,063 | 0  | 10 | 7.7  |
| NG Crystal Springs                     | Army Guard | Crystal Springs | 2 | 32,208 | 2 | 32,208 | 0  | 11 | 6.1  |
| NG Decatur FMS 7                       | Army Guard | Decatur         | 2 | 38,698 | 2 | 38,698 | 11 | 11 | 10.2 |

\* All Locations that do not meet criteria of at least five (5) Acres AND at least \$5M PRV.

**State/Territories Army National Guard  
Base Structure Report - As of 30 Sept 2014**

| SITE  | COMPONENT  | NAME<br>NEAREST<br>CITY   | BUILDINGS   |                  |            |                  | STATE<br>OWNED<br>ACRES | TOTAL<br>ACRES | PRV (\$M)    |
|---|------------|---------------------------|-------------|------------------|------------|------------------|-------------------------|----------------|--------------|
|   |            |                           | STATE OWNED |                  | TOTAL      |                  |                         |                |              |
|   |            |                           | COUNT       | SQFT             | COUNT      | SQFT             |                         |                |              |
| NG Forest                                   | Army Guard | Forest                    | 2           | 28,188           | 2          | 28,188           | 10                      | 10             | 5.3          |
| NG Greenville                               | Army Guard | Greenville                | 2           | 34,616           | 2          | 34,616           | 0                       | 20             | 6.8          |
| NG Gulfport AVCRAD                          | Army Guard | Gulfport                  | 10          | 181,658          | 10         | 181,658          | 23                      | 90             | 49.0         |
| NG Hawkins Field                            | Army Guard | Jackson                   | 8           | 106,663          | 8          | 106,663          | 0                       | 30             | 25.8         |
| NG Jackson N.W. St.                         | Army Guard | Jackson                   | 7           | 46,122           | 7          | 46,122           | 6                       | 6              | 7.9          |
| NG Jackson Raymond Road Armory and<br>FMS 9 | Army Guard | Jackson                   | 8           | 81,712           | 8          | 81,712           | 0                       | 15             | 14.7         |
| NG Kiln Readiness Center                    | Army Guard | Kiln                      | 3           | 27,359           | 3          | 27,359           | 0                       | 6              | 6.9          |
| NG Kosciusko                                | Army Guard | Kosciusko                 | 3           | 25,109           | 3          | 25,109           | 0                       | 15             | 5.1          |
| NG Louisville Armory and FMS 2A             | Army Guard | Louisville                | 4           | 29,476           | 4          | 29,476           | 0                       | 10             | 6.2          |
| NG Meridian                                 | Army Guard | Meridian                  | 8           | 66,614           | 8          | 66,614           | 0                       | 34             | 21.9         |
| NG Oxford                                   | Army Guard | Oxford                    | 2           | 70,453           | 2          | 70,453           | 13                      | 13             | 16.3         |
| NG Philadelphia                             | Army Guard | Philadelphia              | 5           | 34,959           | 5          | 34,959           | 0                       | 8              | 6.1          |
| NG Poplarville Readiness Center             | Army Guard | Poplarville               | 2           | 32,975           | 2          | 32,975           | 0                       | 7              | 6.9          |
| NG Senatobia Armory and FMS 5               | Army Guard | Senatobia                 | 3           | 64,834           | 3          | 64,834           | 0                       | 18             | 13.2         |
| NG Southaven Wm                             | Army Guard | Southaven                 | 1           | 150              | 2          | 27,150           | 0                       | 11             | 5.2          |
| NG Starkville                               | Army Guard | Starkville                | 5           | 36,422           | 5          | 36,422           | 0                       | 10             | 6.8          |
| NG Tago                                     | Army Guard | Jackson                   | 4           | 99,782           | 4          | 99,782           | 17                      | 17             | 19.3         |
| NG Tupelo                                   | Army Guard | Tupelo                    | 5           | 67,640           | 5          | 67,640           | 0                       | 5              | 12.0         |
| NG Tupelo AASF (New)                        | Army Guard | Tupelo                    | 4           | 104,713          | 4          | 104,713          | 0                       | 39             | 30.7         |
| NG USPFO MS                                 | Army Guard | Pearl                     | 9           | 120,702          | 9          | 120,702          | 0                       | 35             | 18.3         |
| NG Vicksburg Station                        | Army Guard | Vicksburg                 | 5           | 49,341           | 5          | 49,341           | 10                      | 10             | 9.9          |
| NG Wiggins Readiness Center                 | Army Guard | Wiggins                   | 2           | 30,022           | 2          | 30,022           | 0                       | 6              | 6.5          |
| NG Winona                                   | Army Guard | Winona                    | 2           | 28,128           | 2          | 28,128           | 12                      | 12             | 5.4          |
| St. Martin Readiness Center                 | Army Guard | Porterville               | 2           | 39,718           | 2          | 39,718           | 9                       | 9              | 8.2          |
| <b>* OTHER SITE(S) : 67</b>                 |            |                           | <b>168</b>  | <b>1,018,144</b> | <b>177</b> | <b>1,074,784</b> | <b>42</b>               | <b>292</b>     | <b>206.1</b> |
|   |            | <b>Mississippi Total:</b> | <b>295</b>  | <b>2,681,083</b> | <b>305</b> | <b>2,764,723</b> | <b>168</b>              | <b>806</b>     | <b>574.8</b> |
| <b>Missouri</b>                             |            |                           |             |                  |            |                  |                         |                |              |
| NG Aurora                                   | Army Guard | Aurora                    | 4           | 25,374           | 4          | 25,374           | 9                       | 9              | 6.0          |
| NG Columbia                                 | Army Guard | Columbia                  | 2           | 28,854           | 2          | 28,854           | 10                      | 10             | 6.5          |
| NG Dexter (New)                             | Army Guard | Dexter                    | 3           | 30,208           | 3          | 30,208           | 10                      | 15             | 7.3          |
| NG Farmington                               | Army Guard | Farmington                | 3           | 23,529           | 3          | 23,529           | 5                       | 5              | 6.0          |
| NG Festus                                   | Army Guard | Festus                    | 4           | 39,555           | 4          | 39,555           | 40                      | 40             | 10.9         |
| NG Hannibal                                 | Army Guard | Hannibal                  | 2           | 20,429           | 2          | 20,429           | 7                       | 7              | 5.1          |
| NG Harrisonville                            | Army Guard | Harrisonville             | 4           | 24,432           | 4          | 24,432           | 8                       | 8              | 6.3          |

\* All Locations that do not meet criteria of at least five (5) Acres AND at least \$5M PRV.

**State/Territories Army National Guard  
Base Structure Report - As of 30 Sept 2014**

| SITE                             | COMPONENT  | NAME<br>NEAREST<br>CITY | BUILDINGS   |                  |            |                  | STATE<br>OWNED<br>ACRES | TOTAL<br>ACRES | PRV (\$M)    |
|----------------------------------|------------|-------------------------|-------------|------------------|------------|------------------|-------------------------|----------------|--------------|
|                                  |            |                         | STATE OWNED |                  | TOTAL      |                  |                         |                |              |
|                                  |            |                         | COUNT       | SQFT             | COUNT      | SQFT             |                         |                |              |
| NG Jefferson Barracks St Louis   | Army Guard | Jefferson Barracks      | 10          | 322,885          | 10         | 322,885          | 35                      | 35             | 74.1         |
| NG Jefferson City                | Army Guard | Jefferson City          | 2           | 47,209           | 2          | 47,209           | 15                      | 15             | 10.5         |
| NG Jefferson City AASF           | Army Guard | Jefferson City          | 2           | 34,347           | 2          | 34,347           | 17                      | 17             | 10.7         |
| NG Joplin                        | Army Guard | Joplin                  | 2           | 29,192           | 2          | 29,192           | 5                       | 5              | 6.2          |
| NG Kansas City                   | Army Guard | Kansas City             | 2           | 103,449          | 2          | 103,449          | 8                       | 8              | 22.0         |
| NG Lexington                     | Army Guard | Lexington               | 3           | 33,031           | 3          | 33,031           | 5                       | 5              | 7.2          |
| NG Macon                         | Army Guard | Macon                   | 4           | 33,901           | 4          | 33,901           | 10                      | 10             | 7.5          |
| NG Macon TS                      | Army Guard | Macon                   | 6           | 6,757            | 6          | 6,757            | 3,083                   | 3,083          | 12.3         |
| NG Pierce City (New)             | Army Guard | Pierce City             | 3           | 30,282           | 3          | 30,282           | 0                       | 10             | 6.5          |
| NG Poplar Bluff                  | Army Guard | Poplar Bluff            | 3           | 43,181           | 3          | 43,181           | 10                      | 10             | 10.0         |
| NG Springfield                   | Army Guard | Springfield             | 4           | 60,043           | 4          | 60,043           | 16                      | 16             | 13.5         |
| NG Springfield AVCRAD            | Army Guard | Springfield             | 6           | 107,362          | 8          | 114,900          | 0                       | 35             | 34.4         |
| NG St Joseph                     | Army Guard | St. Joseph              | 4           | 36,290           | 4          | 36,290           | 5                       | 5              | 8.9          |
| NG Trenton                       | Army Guard | Trenton                 | 4           | 28,657           | 4          | 28,657           | 10                      | 10             | 7.3          |
| NG TS Ike Skelton Jefferson City | Army Guard | Jefferson City          | 24          | 491,594          | 24         | 491,594          | 385                     | 385            | 123.1        |
| NG TS Raytown                    | Army Guard | Kansas City             | 10          | 17,568           | 10         | 17,568           | 43                      | 43             | 5.7          |
| <b>* OTHER SITE(S) : 46</b>      |            |                         | <b>88</b>   | <b>832,631</b>   | <b>97</b>  | <b>845,652</b>   | <b>115</b>              | <b>119</b>     | <b>194.3</b> |
| <b>Missouri Total:</b>           |            |                         | <b>199</b>  | <b>2,450,760</b> | <b>210</b> | <b>2,471,319</b> | <b>3,851</b>            | <b>3,905</b>   | <b>602.4</b> |
| <b>Montana</b>                   |            |                         |             |                  |            |                  |                         |                |              |
| NG Belgrade RC - FMS05           | Army Guard | Belgrade                | 6           | 66,675           | 6          | 66,675           | 12                      | 12             | 17.1         |
| NG Billings FMS 06               | Army Guard | Billings                | 6           | 20,748           | 6          | 20,748           | 8                       | 8              | 6.2          |
| NG Billings MD                   | Army Guard | Billings                | 4           | 137,156          | 4          | 137,156          | 21                      | 21             | 32.5         |
| NG Butte MD                      | Army Guard | Butte                   | 6           | 26,482           | 6          | 26,482           | 5                       | 5              | 7.2          |
| NG Culbertson RC - FMS 04        | Army Guard | Culbertson              | 7           | 28,150           | 7          | 28,150           | 5                       | 5              | 7.5          |
| NG Dillon Readiness Center       | Army Guard | Dillon                  | 2           | 31,015           | 2          | 31,015           | 5                       | 5              | 7.8          |
| NG Havre Readiness Center        | Army Guard | Havre                   | 2           | 31,118           | 2          | 31,118           | 6                       | 6              | 7.5          |
| NG Helena - Womack RC            | Army Guard | Helena                  | 1           | 20,743           | 1          | 20,743           | 15                      | 15             | 5.1          |
| NG Kalispell FMS 01-MD           | Army Guard | Kalispell               | 6           | 72,016           | 6          | 72,016           | 20                      | 20             | 19.1         |
| NG Libby Readiness Center        | Army Guard | Libby                   | 2           | 19,340           | 2          | 19,340           | 10                      | 10             | 5.2          |
| NG Missoula MD                   | Army Guard | Missoula                | 3           | 89,420           | 3          | 89,420           | 30                      | 30             | 23.9         |
| <b>* OTHER SITE(S) : 28</b>      |            |                         | <b>34</b>   | <b>147,684</b>   | <b>43</b>  | <b>171,311</b>   | <b>278</b>              | <b>296</b>     | <b>43.3</b>  |
| <b>Montana Total:</b>            |            |                         | <b>79</b>   | <b>690,547</b>   | <b>88</b>  | <b>714,174</b>   | <b>415</b>              | <b>434</b>     | <b>182.3</b> |

\* All Locations that do not meet criteria of at least five (5) Acres AND at least \$5M PRV.

**State/Territories Army National Guard  
Base Structure Report - As of 30 Sept 2014**

| SITE                                    | COMPONENT  | NAME<br>NEAREST<br>CITY | BUILDINGS   |                  |            |                  | STATE<br>OWNED<br>ACRES | TOTAL<br>ACRES | PRV (\$M)    |
|---|------------|-------------------------|-------------|------------------|------------|------------------|-------------------------|----------------|--------------|
|   |            |                         | STATE OWNED |                  | TOTAL      |                  |                         |                |              |
|   |            |                         | COUNT       | SQFT             | COUNT      | SQFT             |                         |                |              |
| <b>Nebraska</b>                         |            |                         |             |                  |            |                  |                         |                |              |
| NG Beatrice Armed Forces Reserve Center | Army Guard | Beatrice                | 1           | 58,797           | 1          | 58,797           | 0                       | 15             | 15.8         |
| NG Columbus MD                          | Army Guard | Columbus                | 1           | 47,090           | 1          | 47,090           | 0                       | 20             | 12.1         |
| NG Grand Island AASF/RC                 | Army Guard | Grand Island            | 6           | 201,599          | 6          | 201,599          | 0                       | 50             | 55.0         |
| NG Kearney RC/FMS 02                    | Army Guard | Kearney                 | 6           | 86,250           | 6          | 86,250           | 29                      | 29             | 18.4         |
| NG Lincoln 1776 Armory                  | Army Guard | Lincoln                 | 1           | 66,099           | 1          | 66,099           | 9                       | 9              | 15.7         |
| NG Lincoln Complex/FMS 01               | Army Guard | Lincoln                 | 13          | 73,511           | 13         | 73,511           | 14                      | 14             | 17.1         |
| NG Lincoln CSMS 31/USPFO                | Army Guard | Lincoln                 | 6           | 126,837          | 6          | 126,837          | 19                      | 19             | 34.2         |
| NG McCook MD                            | Army Guard | McCook                  | 1           | 35,387           | 1          | 35,387           | 0                       | 34             | 9.5          |
| NG Norfolk FMS 07                       | Army Guard | Norfolk                 | 3           | 26,718           | 3          | 26,718           | 14                      | 14             | 9.0          |
| NG North Omaha Readiness Center         | Army Guard | Omaha                   | 1           | 42,771           | 1          | 42,771           | 0                       | 20             | 10.0         |
| NG Omaha Readiness Center               | Army Guard | Omaha                   | 3           | 55,005           | 3          | 55,005           | 6                       | 6              | 11.4         |
| <b>* OTHER SITE(S) : 18</b>             |            |                         | <b>42</b>   | <b>323,866</b>   | <b>44</b>  | <b>326,685</b>   | <b>108</b>              | <b>108</b>     | <b>76.2</b>  |
| <b>Nebraska Total:</b>                  |            |                         | <b>84</b>   | <b>1,143,930</b> | <b>86</b>  | <b>1,146,749</b> | <b>198</b>              | <b>338</b>     | <b>284.4</b> |
| <b>Nevada</b>                           |            |                         |             |                  |            |                  |                         |                |              |
| Carlin                                  | Army Guard | Carlin                  | 18          | 86,046           | 18         | 86,046           | 408                     | 408            | 33.7         |
| NG Fairview Complex                     | Army Guard | Carson City             | 10          | 201,299          | 10         | 201,299          | 29                      | 30             | 48.8         |
| NG Floyd Edsall Training Center         | Army Guard | Las Vegas               | 13          | 191,109          | 13         | 191,109          | 1,640                   | 1,640          | 59.5         |
| NG Harry Reid Training Center           | Army Guard | Reno                    | 17          | 154,977          | 17         | 154,977          | 108                     | 108            | 54.1         |
| NG Henderson Complex                    | Army Guard | Henderson               | 6           | 29,559           | 6          | 29,559           | 35                      | 35             | 8.6          |
| NG Lv (Henderson) Readiness Ctr         | Army Guard | Las Vegas               | 6           | 135,395          | 6          | 135,395          | 55                      | 55             | 42.4         |
| NG Stead TS                             | Army Guard | Reno                    | 14          | 47,500           | 14         | 47,500           | 10                      | 10             | 13.1         |
| <b>* OTHER SITE(S) : 14</b>             |            |                         | <b>17</b>   | <b>67,838</b>    | <b>26</b>  | <b>107,598</b>   | <b>20</b>               | <b>20</b>      | <b>30.9</b>  |
| <b>Nevada Total:</b>                    |            |                         | <b>101</b>  | <b>913,723</b>   | <b>110</b> | <b>953,483</b>   | <b>2,306</b>            | <b>2,307</b>   | <b>291.1</b> |
| <b>New Hampshire</b>                    |            |                         |             |                  |            |                  |                         |                |              |
| Milford                                 | Army Guard | Milford                 | 3           | 26,564           | 3          | 26,564           | 10                      | 10             | 7.0          |
| NG Hillsborough Readiness Center        | Army Guard | Hillsboro               | 3           | 16,940           | 3          | 16,940           | 8                       | 8              | 5.3          |
| NG Keene Readiness Center               | Army Guard | Keene                   | 2           | 20,269           | 2          | 20,269           | 6                       | 6              | 5.5          |
| NG Littleton Readiness Center           | Army Guard | Littleton               | 4           | 31,096           | 4          | 31,096           | 17                      | 17             | 8.0          |
| NG Manchester Readiness Center          | Army Guard | Manchester              | 2           | 109,131          | 2          | 109,131          | 8                       | 8              | 16.9         |
| NG Nashua Readiness Center              | Army Guard | Nashua                  | 2           | 22,832           | 2          | 22,832           | 6                       | 6              | 5.8          |
| NG New Hampshire AASF                   | Army Guard | Concord                 | 2           | 111,366          | 2          | 111,366          | 0                       | 27             | 34.6         |
| NG New Hampshire TS                     | Army Guard | Strafford               | 10          | 62,545           | 10         | 62,545           | 105                     | 105            | 20.2         |

\* All Locations that do not meet criteria of at least five (5) Acres AND at least \$5M PRV.

**State/Territories Army National Guard  
Base Structure Report - As of 30 Sept 2014**

| SITE                            | COMPONENT  | NAME<br>NEAREST<br>CITY | BUILDINGS   |                  |            |                  | STATE<br>OWNED<br>ACRES | TOTAL<br>ACRES | PRV (\$M)    |
|---------------------------------|------------|-------------------------|-------------|------------------|------------|------------------|-------------------------|----------------|--------------|
|                                 |            |                         | STATE OWNED |                  | TOTAL      |                  |                         |                |              |
|                                 |            |                         | COUNT       | SQFT             | COUNT      | SQFT             |                         |                |              |
| NG Somersworth Readiness Center | Army Guard | Somersworth             | 3           | 20,032           | 3          | 20,032           | 7                       | 7              | 5.1          |
| NG State Military Reservation   | Army Guard | Concord                 | 18          | 296,050          | 18         | 296,050          | 44                      | 44             | 64.2         |
| <b>* OTHER SITE(S) : 9</b>      |            |                         | 15          | 129,218          | 16         | 129,968          | 261                     | 261            | 32.5         |
| <b>New Hampshire Total:</b>     |            |                         | <b>64</b>   | <b>846,043</b>   | <b>65</b>  | <b>846,793</b>   | <b>471</b>              | <b>498</b>     | <b>205.1</b> |
| <b><u>New Jersey</u></b>        |            |                         |             |                  |            |                  |                         |                |              |
| NG Bordentown 206               | Army Guard | Bordentown              | 3           | 28,493           | 3          | 28,493           | 10                      | 10             | 9.1          |
| NG Bordentown CSMS              | Army Guard | Bordentown              | 4           | 39,178           | 4          | 39,178           | 15                      | 15             | 13.9         |
| NG Cape May                     | Army Guard | Cape May Courthouse     | 5           | 32,052           | 5          | 32,052           | 21                      | 21             | 9.0          |
| NG Cherry Hill                  | Army Guard | Cherry Hill             | 3           | 40,162           | 3          | 40,162           | 10                      | 10             | 11.3         |
| NG Dover                        | Army Guard | Dover                   | 3           | 35,183           | 3          | 35,183           | 16                      | 16             | 7.4          |
| NG Flemington                   | Army Guard | Flemington              | 3           | 39,609           | 3          | 39,609           | 13                      | 13             | 9.3          |
| NG Hackettstown                 | Army Guard | Hackettstown            | 2           | 19,812           | 2          | 19,812           | 15                      | 15             | 6.3          |
| NG Lawrenceville                | Army Guard | Trenton                 | 13          | 297,258          | 13         | 297,258          | 75                      | 75             | 66.0         |
| NG Morristown                   | Army Guard | Morristown              | 4           | 82,652           | 4          | 82,652           | 43                      | 43             | 27.3         |
| NG NGTC Sea Girt NJ             | Army Guard | Sea Girt                | 47          | 297,499          | 47         | 297,499          | 167                     | 167            | 105.3        |
| NG Riverdale                    | Army Guard | Riverdale               | 4           | 44,045           | 4          | 44,045           | 20                      | 20             | 11.0         |
| NG Somerset                     | Army Guard | Somerset                | 3           | 56,835           | 3          | 56,835           | 20                      | 20             | 16.3         |
| NG Teaneck                      | Army Guard | Teaneck                 | 4           | 175,876          | 4          | 175,876          | 14                      | 14             | 49.3         |
| NG Toms River                   | Army Guard | Toms River              | 5           | 33,196           | 5          | 33,196           | 32                      | 32             | 9.0          |
| NG Trenton Mercer Aviation      | Army Guard | Trenton                 | 3           | 93,723           | 3          | 93,723           | 0                       | 15             | 29.6         |
| NG Vineland                     | Army Guard | Vineland                | 4           | 47,374           | 4          | 47,374           | 45                      | 45             | 12.0         |
| NG Washington                   | Army Guard | Port Murray             | 2           | 42,706           | 2          | 42,706           | 17                      | 17             | 11.5         |
| NG West Orange                  | Army Guard | West Orange             | 9           | 134,327          | 9          | 134,327          | 51                      | 51             | 42.0         |
| NG Westfield                    | Army Guard | Westfield               | 4           | 79,851           | 4          | 79,851           | 13                      | 13             | 23.1         |
| <b>* OTHER SITE(S) : 19</b>     |            |                         | 45          | 692,139          | 47         | 694,539          | 112                     | 112            | 158.0        |
| <b>New Jersey Total:</b>        |            |                         | <b>170</b>  | <b>2,311,970</b> | <b>172</b> | <b>2,314,370</b> | <b>710</b>              | <b>725</b>     | <b>626.8</b> |
| <b><u>New Mexico</u></b>        |            |                         |             |                  |            |                  |                         |                |              |
| NG Albuquerque                  | Army Guard | Albuquerque             | 7           | 80,492           | 7          | 80,492           | 17                      | 17             | 18.3         |
| NG Bataan Memorial Museum       | Army Guard | Santa Fe                | 3           | 186,256          | 3          | 186,256          | 8                       | 8              | 27.5         |
| NG Belen                        | Army Guard | Belen                   | 1           | 29,205           | 1          | 29,205           | 11                      | 11             | 6.2          |
| NG Clovis                       | Army Guard | Clovis                  | 5           | 35,761           | 5          | 35,761           | 12                      | 12             | 9.3          |
| NG Espanola                     | Army Guard | Espanola                | 1           | 24,100           | 1          | 24,100           | 12                      | 12             | 5.2          |
| NG Farmington                   | Army Guard | Farmington              | 2           | 57,756           | 2          | 57,756           | 9                       | 9              | 13.2         |

\* All Locations that do not meet criteria of at least five (5) Acres AND at least \$5M PRV.

**State/Territories Army National Guard  
Base Structure Report - As of 30 Sept 2014**

| SITE                              | COMPONENT  | NAME<br>NEAREST<br>CITY | BUILDINGS   |                  |            |                  | STATE<br>OWNED<br>ACRES | TOTAL<br>ACRES | PRV (\$M)    |
|-----------------------------------|------------|-------------------------|-------------|------------------|------------|------------------|-------------------------|----------------|--------------|
|                                   |            |                         | STATE OWNED |                  | TOTAL      |                  |                         |                |              |
|                                   |            |                         | COUNT       | SQFT             | COUNT      | SQFT             |                         |                |              |
| NG Las Cruces                     | Army Guard | Las Cruces              | 4           | 57,320           | 4          | 57,320           | 43                      | 43             | 13.9         |
| NG Las Vegas Camp Luna TS         | Army Guard | Las Vegas               | 1           | 27,300           | 1          | 27,300           | 133                     | 133            | 6.3          |
| NG Portales                       | Army Guard | Portales                | 2           | 24,300           | 2          | 24,300           | 42                      | 42             | 5.6          |
| NG Rio Rancho TS                  | Army Guard | Rio Rancho              | 16          | 116,453          | 16         | 116,453          | 120                     | 120            | 28.2         |
| NG Roswell De Bremond TS          | Army Guard | Roswell                 | 2           | 37,869           | 4          | 48,326           | 43                      | 43             | 10.4         |
| NG Santa Fe - Oate Complex TS     | Army Guard | Santa Fe                | 22          | 331,894          | 22         | 331,894          | 313                     | 313            | 88.2         |
| NG Santa Fe AASF                  | Army Guard | Santa Fe                | 5           | 121,014          | 6          | 121,134          | 0                       | 17             | 34.3         |
| NG Springer                       | Army Guard | Springer                | 4           | 31,379           | 4          | 31,379           | 40                      | 40             | 7.3          |
| NG Taos                           | Army Guard | Ranches Of Taos         | 1           | 27,300           | 1          | 27,300           | 10                      | 10             | 6.3          |
| <b>* OTHER SITE(S) : 23</b>       |            |                         | <b>30</b>   | <b>358,174</b>   | <b>37</b>  | <b>375,617</b>   | <b>270</b>              | <b>274</b>     | <b>148.7</b> |
| <b>New Mexico Total:</b>          |            |                         | <b>106</b>  | <b>1,546,573</b> | <b>116</b> | <b>1,574,593</b> | <b>1,083</b>            | <b>1,104</b>   | <b>428.9</b> |
| <b><u>New York</u></b>            |            |                         |             |                  |            |                  |                         |                |              |
| Camp Smith                        | Army Guard | Peekskill               | 53          | 527,624          | 53         | 527,624          | 1,944                   | 1,944          | 143.9        |
| NG Albany AASF 3                  | Army Guard | Albany                  | 2           | 35,270           | 2          | 35,270           | 14                      | 22             | 13.4         |
| NG Auburn RC OMS 4                | Army Guard | Auburn                  | 3           | 63,886           | 3          | 63,886           | 11                      | 11             | 17.7         |
| NG DMNA HQ OMS19                  | Army Guard | Latham                  | 5           | 185,880          | 5          | 185,880          | 42                      | 42             | 44.2         |
| NG Geneseo RC OMS 3               | Army Guard | Geneseo                 | 2           | 52,629           | 2          | 52,629           | 18                      | 18             | 11.0         |
| NG Horseheads Readiness Center    | Army Guard | Horseheads              | 1           | 33,817           | 1          | 33,817           | 14                      | 14             | 9.3          |
| NG Ithaca Readiness Center        | Army Guard | Ithaca                  | 1           | 26,965           | 1          | 26,965           | 8                       | 8              | 6.7          |
| NG Kingston RC OMS 7              | Army Guard | Kingston                | 5           | 125,201          | 5          | 125,201          | 19                      | 19             | 28.9         |
| NG Leeds Readiness Center         | Army Guard | Leeds                   | 1           | 34,302           | 1          | 34,302           | 94                      | 94             | 8.2          |
| NG Masten Ave RC OMS 1            | Army Guard | Buffalo                 | 4           | 300,854          | 4          | 300,854          | 10                      | 10             | 61.8         |
| NG Morrisonville Readiness Center | Army Guard | Morrisonville           | 1           | 24,400           | 1          | 24,400           | 14                      | 14             | 6.2          |
| NG Orangeburg Readiness Center    | Army Guard | Orangeburg              | 1           | 25,747           | 1          | 25,747           | 14                      | 14             | 6.1          |
| NG Peekskill Readiness Center     | Army Guard | Peekskill               | 2           | 72,314           | 2          | 72,314           | 22                      | 22             | 12.3         |
| NG Queensbury Readiness Center    | Army Guard | Queensbury              | 3           | 59,289           | 3          | 59,289           | 15                      | 15             | 14.7         |
| NG Rochester RC OMS 11            | Army Guard | Rochester               | 5           | 233,983          | 5          | 233,983          | 0                       | 25             | 61.5         |
| NG Ronkonkoma Readiness Ctr OMS   | Army Guard | Ronkonkoma              | 4           | 74,090           | 4          | 74,090           | 0                       | 20             | 26.4         |
| NG Saranac Lake Readiness Center  | Army Guard | Saranac Lake            | 1           | 20,784           | 1          | 20,784           | 29                      | 29             | 5.5          |
| NG Staten Island RC OMS 14        | Army Guard | New York City           | 5           | 91,071           | 5          | 91,071           | 20                      | 20             | 33.0         |
| NG Troy Glenmore Road RC OMS 17   | Army Guard | Troy                    | 2           | 77,669           | 2          | 77,669           | 13                      | 13             | 18.8         |
| NG Troy South Lake Readiness Ctr  | Army Guard | Troy                    | 2           | 21,079           | 2          | 21,079           | 6                       | 6              | 5.1          |
| NG Utica Readiness Center OMS 6   | Army Guard | Utica                   | 4           | 132,154          | 4          | 132,154          | 20                      | 20             | 31.9         |
| <b>* OTHER SITE(S) : 27</b>       |            |                         | <b>33</b>   | <b>1,449,593</b> | <b>36</b>  | <b>1,451,943</b> | <b>507</b>              | <b>510</b>     | <b>376.7</b> |

\* All Locations that do not meet criteria of at least five (5) Acres AND at least \$5M PRV.

**State/Territories Army National Guard  
Base Structure Report - As of 30 Sept 2014**

| SITE                             | COMPONENT  | NAME<br>NEAREST<br>CITY | BUILDINGS   |                  |            |                  | STATE<br>OWNED<br>ACRES | TOTAL<br>ACRES | PRV (\$M)    |
|----------------------------------|------------|-------------------------|-------------|------------------|------------|------------------|-------------------------|----------------|--------------|
|                                  |            |                         | STATE OWNED |                  | TOTAL      |                  |                         |                |              |
|                                  |            |                         | COUNT       | SQFT             | COUNT      | SQFT             |                         |                |              |
| <b>New York Total:</b>           |            |                         | <b>140</b>  | <b>3,668,601</b> | <b>143</b> | <b>3,670,951</b> | <b>2,835</b>            | <b>2,890</b>   | <b>943.2</b> |
| <b>North Carolina</b>            |            |                         |             |                  |            |                  |                         |                |              |
| MTA Camp Butner                  | Army Guard | Stem                    | 92          | 80,278           | 92         | 80,278           | 4,800                   | 4,800          | 28.7         |
| NG Asheville Armory/FMS 01       | Army Guard | Asheville               | 2           | 41,490           | 2          | 41,490           | 15                      | 15             | 9.0          |
| NG Butner                        | Army Guard | Butner                  | 3           | 26,795           | 3          | 26,795           | 27                      | 27             | 6.7          |
| NG Charlotte Consolidated Site   | Army Guard | Charlotte               | 7           | 71,250           | 7          | 71,250           | 10                      | 10             | 14.4         |
| NG Concord                       | Army Guard | Concord                 | 2           | 27,554           | 2          | 27,554           | 20                      | 20             | 5.6          |
| NG Fayetteville                  | Army Guard | Fayetteville            | 2           | 30,922           | 2          | 30,922           | 44                      | 44             | 6.2          |
| NG Foothills Readiness Ctr/FMS 2 | Army Guard | Lenoir                  | 3           | 69,758           | 3          | 69,758           | 25                      | 25             | 41.9         |
| NG Goldsboro Armory              | Army Guard | Goldsboro               | 4           | 30,212           | 4          | 30,212           | 9                       | 9              | 6.6          |
| NG Greensboro                    | Army Guard | Greensboro              | 7           | 47,952           | 7          | 47,952           | 14                      | 14             | 9.2          |
| NG Morrisville                   | Army Guard | Morrisville             | 9           | 182,489          | 9          | 182,489          | 35                      | 35             | 49.2         |
| NG Raleigh                       | Army Guard | Raleigh                 | 24          | 457,386          | 24         | 457,386          | 69                      | 69             | 82.6         |
| NG Reidsville                    | Army Guard | Reidsville              | 2           | 24,924           | 2          | 24,924           | 7                       | 7              | 6.7          |
| NG Tarheel Challenge Academy     | Army Guard | Salemburg               | 5           | 30,540           | 5          | 30,540           | 10                      | 10             | 6.0          |
| NG Winston Salem                 | Army Guard | Winston Salem           | 5           | 28,501           | 5          | 28,501           | 9                       | 9              | 5.5          |
| * OTHER SITE(S) : 86             |            |                         | 160         | 1,452,375        | 163        | 1,460,109        | 580                     | 580            | 275.8        |
| <b>North Carolina Total:</b>     |            |                         | <b>327</b>  | <b>2,602,426</b> | <b>330</b> | <b>2,610,160</b> | <b>5,674</b>            | <b>5,674</b>   | <b>554.2</b> |
| <b>North Dakota</b>              |            |                         |             |                  |            |                  |                         |                |              |
| Camp Grafton                     | Army Guard | Devils Lake             | 293         | 946,151          | 293        | 946,151          | 9,133                   | 12,999         | 286.3        |
| NG Bismarck AASF Complex         | Army Guard | Bismarck                | 6           | 165,207          | 6          | 165,207          | 0                       | 34             | 43.4         |
| NG Bismarck Fraire Barracks      | Army Guard | Bismarck                | 13          | 139,571          | 13         | 139,571          | 21                      | 21             | 34.4         |
| NG Bismarck RJB Complex          | Army Guard | Bismarck                | 7           | 221,023          | 7          | 221,023          | 89                      | 89             | 51.8         |
| NG Fargo FMS                     | Army Guard | Fargo                   | 3           | 17,090           | 3          | 17,090           | 0                       | 19             | 6.2          |
| NG Fargo MD                      | Army Guard | Fargo                   | 2           | 131,431          | 2          | 131,431          | 0                       | 19             | 31.6         |
| NG Grand Forks Complex           | Army Guard | Grand Forks             | 3           | 41,462           | 3          | 41,462           | 25                      | 25             | 12.3         |
| NG Minot FMS1                    | Army Guard | Minot                   | 2           | 69,242           | 2          | 69,242           | 15                      | 15             | 15.6         |
| NG Wahpeton MD                   | Army Guard | Wahpeton                | 3           | 92,396           | 3          | 92,396           | 18                      | 18             | 19.6         |
| * OTHER SITE(S) : 31             |            |                         | 10          | 26,289           | 35         | 369,956          | 308                     | 341            | 84.4         |
| <b>North Dakota Total:</b>       |            |                         | <b>342</b>  | <b>1,849,862</b> | <b>367</b> | <b>2,193,529</b> | <b>9,609</b>            | <b>13,579</b>  | <b>585.6</b> |
| <b>Ohio</b>                      |            |                         |             |                  |            |                  |                         |                |              |
| Camp Perry TS (CTC)              | Army Guard | Port Clinton            | 473         | 738,869          | 473        | 738,869          | 519                     | 519            | 231.4        |
| NG Beightler Armory              | Army Guard | Columbus                | 3           | 165,808          | 3          | 165,808          | 51                      | 51             | 34.0         |

\* All Locations that do not meet criteria of at least five (5) Acres AND at least \$5M PRV.

**State/Territories Army National Guard  
Base Structure Report - As of 30 Sept 2014**

| SITE                        | COMPONENT  | NAME<br>NEAREST<br>CITY | BUILDINGS   |                  |            |                  | STATE<br>OWNED<br>ACRES | TOTAL<br>ACRES | PRV (\$M)    |
|-----------------------------|------------|-------------------------|-------------|------------------|------------|------------------|-------------------------|----------------|--------------|
|                             |            |                         | STATE OWNED |                  | TOTAL      |                  |                         |                |              |
|                             |            |                         | COUNT       | SQFT             | COUNT      | SQFT             |                         |                |              |
| NG Bowling Green            | Army Guard | Bowling Green           | 1           | 84,331           | 1          | 84,331           | 17                      | 17             | 17.9         |
| NG Cleveland                | Army Guard | Brook Park              | 5           | 39,771           | 5          | 39,771           | 5                       | 5              | 9.0          |
| NG Cleveland Green Road     | Army Guard | Cleveland               | 4           | 57,880           | 4          | 57,880           | 14                      | 14             | 11.9         |
| NG Coshocton                | Army Guard | Coshocton               | 2           | 25,150           | 2          | 25,150           | 0                       | 20             | 5.8          |
| NG Green                    | Army Guard | Green                   | 11          | 241,044          | 11         | 241,044          | 77                      | 77             | 75.5         |
| NG Hamilton                 | Army Guard | Hamilton                | 3           | 54,610           | 3          | 54,610           | 10                      | 10             | 11.7         |
| NG Kettering                | Army Guard | Dayton                  | 3           | 48,401           | 3          | 48,401           | 10                      | 10             | 9.9          |
| NG Marion                   | Army Guard | Marion                  | 1           | 25,368           | 1          | 25,368           | 32                      | 32             | 7.5          |
| NG Marysville TACC          | Army Guard | Marysville              | 2           | 49,779           | 2          | 49,779           | 16                      | 16             | 10.6         |
| NG Medina                   | Army Guard | Medina                  | 2           | 50,465           | 2          | 50,465           | 16                      | 16             | 10.8         |
| NG Middletown               | Army Guard | Middletown              | 3           | 33,834           | 3          | 33,834           | 5                       | 5              | 6.2          |
| NG Newark                   | Army Guard | Newark                  | 13          | 169,068          | 13         | 169,068          | 23                      | 23             | 28.8         |
| NG Stow                     | Army Guard | Stow                    | 2           | 51,568           | 2          | 51,568           | 15                      | 15             | 11.7         |
| NG Walbridge                | Army Guard | Walbridge               | 2           | 55,273           | 2          | 55,273           | 16                      | 16             | 12.1         |
| NG Woodlawn                 | Army Guard | Cincinnati              | 4           | 114,162          | 4          | 114,162          | 17                      | 17             | 23.6         |
| NG Youngstown (Austin Town) | Army Guard | Youngstown              | 4           | 35,529           | 4          | 35,529           | 15                      | 15             | 7.8          |
| <b>* OTHER SITE(S) : 28</b> |            |                         | <b>73</b>   | <b>441,103</b>   | <b>79</b>  | <b>445,239</b>   | <b>229</b>              | <b>229</b>     | <b>90.0</b>  |
| <b>Ohio Total:</b>          |            |                         | <b>611</b>  | <b>2,482,013</b> | <b>617</b> | <b>2,486,149</b> | <b>1,087</b>            | <b>1,107</b>   | <b>616.1</b> |

**Oklahoma**

|  |            |               |    |         |    |         |     |     |      |
|--|------------|---------------|----|---------|----|---------|-----|-----|------|
| Broken Arrow MD                        | Army Guard | Broken Arrow  | 7  | 262,341 | 7  | 262,341 | 40  | 40  | 63.7 |
| Muskogee MD                            | Army Guard | Muskogee      | 3  | 92,087  | 3  | 92,087  | 59  | 59  | 22.0 |
| NG Ada Readiness Center                | Army Guard | Ada           | 1  | 23,584  | 1  | 23,584  | 12  | 12  | 5.4  |
| NG Ardmore Readiness Center            | Army Guard | Ardmore       | 6  | 36,578  | 6  | 36,578  | 8   | 8   | 7.6  |
| NG Durant Readiness Center             | Army Guard | Durant        | 3  | 25,161  | 3  | 25,161  | 10  | 10  | 5.6  |
| NG Edmond Readiness Center             | Army Guard | Edmond        | 1  | 25,498  | 1  | 25,498  | 10  | 10  | 5.2  |
| NG Lexington AASF 1                    | Army Guard | Lexington     | 10 | 82,466  | 10 | 82,466  | 308 | 308 | 41.9 |
| NG Norman CSMS                         | Army Guard | Norman        | 2  | 94,860  | 2  | 94,860  | 101 | 101 | 25.4 |
| NG Oklahoma Military Department        | Army Guard | Oklahoma City | 15 | 206,995 | 15 | 206,995 | 58  | 58  | 39.0 |
| NG Okmulgee Readiness Center           | Army Guard | Okmulgee      | 7  | 29,164  | 7  | 29,164  | 0   | 10  | 6.3  |
| NG Sand Springs MD                     | Army Guard | Tulsa         | 5  | 114,991 | 5  | 114,991 | 15  | 15  | 24.0 |
| NG Tulsa AASF 2                        | Army Guard | Tulsa         | 4  | 52,167  | 4  | 52,167  | 0   | 33  | 20.9 |
| NG Tulsa Mingo Valley Readiness Center | Army Guard | Tulsa         | 2  | 37,901  | 2  | 37,901  | 0   | 7   | 8.2  |
| Stillwater                             | Army Guard | Stillwater    | 1  | 25,075  | 1  | 25,075  | 5   | 5   | 5.7  |
| Thunderbird Youth Academy              | Army Guard | Pryor         | 39 | 189,233 | 39 | 189,233 | 617 | 617 | 37.9 |

\* All Locations that do not meet criteria of at least five (5) Acres AND at least \$5M PRV.



**State/Territories Army National Guard  
Base Structure Report - As of 30 Sept 2014**

| SITE                             | COMPONENT  | NAME<br>NEAREST<br>CITY | BUILDINGS   |                  |            |                  | STATE<br>OWNED<br>ACRES | TOTAL<br>ACRES | PRV (\$M)    |
|----------------------------------|------------|-------------------------|-------------|------------------|------------|------------------|-------------------------|----------------|--------------|
|                                  |            |                         | STATE OWNED |                  | TOTAL      |                  |                         |                |              |
|                                  |            |                         | COUNT       | SQFT             | COUNT      | SQFT             |                         |                |              |
| Westokc MD                       | Army Guard | Mustang                 | 4           | 181,632          | 4          | 181,632          | 40                      | 40             | 39.6         |
| * OTHER SITE(S) : 26             |            |                         | 41          | 554,626          | 41         | 554,626          | 166                     | 207            | 119.8        |
| <b>Oklahoma Total:</b>           |            |                         | <b>151</b>  | <b>2,034,359</b> | <b>151</b> | <b>2,034,359</b> | <b>1,448</b>            | <b>1,540</b>   | <b>478.0</b> |
| <b>Oregon</b>                    |            |                         |             |                  |            |                  |                         |                |              |
| Christmas Valley Radar Site      | Army Guard | Christmas Valley        | 4           | 45,760           | 4          | 45,760           | 2,622                   | 2,691          | 5.8          |
| MTA Camp Rilea                   | Army Guard | Warrenton               | 115         | 468,651          | 115        | 468,651          | 1,800                   | 1,801          | 176.2        |
| NG Albany Armory                 | Army Guard | Albany                  | 4           | 22,872           | 4          | 22,872           | 5                       | 5              | 6.2          |
| NG Anderson Readiness Center     | Army Guard | Salem                   | 3           | 121,560          | 3          | 121,560          | 22                      | 22             | 31.9         |
| NG Ashland Armory                | Army Guard | Ashland                 | 2           | 27,082           | 2          | 27,082           | 5                       | 5              | 7.8          |
| NG Bill Healey Armory            | Army Guard | Bend                    | 2           | 40,556           | 2          | 40,556           | 6                       | 6              | 10.8         |
| NG Camp Withycombe Clackamas     | Army Guard | Clackamas               | 31          | 622,040          | 31         | 622,040          | 234                     | 234            | 159.3        |
| NG Central Oregon Readiness Ctr  | Army Guard | Prineville              | 2           | 32,971           | 2          | 32,971           | 39                      | 39             | 8.5          |
| NG Coos Bay Armory               | Army Guard | Coos Bay                | 3           | 26,167           | 3          | 26,167           | 5                       | 5              | 7.1          |
| NG Grants Pass Armory            | Army Guard | Grants Pass             | 4           | 19,153           | 4          | 19,153           | 6                       | 6              | 5.4          |
| NG Hermiston Armory              | Army Guard | Hermiston               | 2           | 24,105           | 2          | 24,105           | 7                       | 7              | 6.5          |
| NG JFHQ Owen Summers Bldg        | Army Guard | Salem                   | 9           | 125,330          | 9          | 125,330          | 21                      | 21             | 34.7         |
| NG Kliever Memorial Armory       | Army Guard | Portland                | 8           | 94,192           | 8          | 94,192           | 14                      | 18             | 24.0         |
| NG Lagrande Armory               | Army Guard | La Grande               | 1           | 42,352           | 1          | 42,352           | 7                       | 7              | 11.0         |
| NG Lagrande FMS                  | Army Guard | La Grande               | 4           | 35,102           | 4          | 35,102           | 7                       | 7              | 8.4          |
| NG Lane County MD/Fms            | Army Guard | Springfield             | 5           | 202,602          | 5          | 202,602          | 22                      | 22             | 51.9         |
| NG McMinnville Armory            | Army Guard | McMinnville             | 4           | 28,741           | 4          | 28,741           | 5                       | 5              | 6.3          |
| NG McNary Field Salem AASF       | Army Guard | Salem                   | 9           | 129,569          | 9          | 129,569          | 78                      | 78             | 53.9         |
| NG Medford Armory FMS            | Army Guard | Medford                 | 3           | 46,321           | 3          | 46,321           | 6                       | 6              | 12.7         |
| NG Ontario Readiness Center      | Army Guard | Ontario                 | 1           | 36,600           | 1          | 36,600           | 8                       | 8              | 10.6         |
| NG Orang Regional Trng Institute | Army Guard | Monmouth                | 2           | 71,700           | 2          | 71,700           | 5                       | 5              | 16.8         |
| NG Pendleton Armory              | Army Guard | Pendleton               | 7           | 88,687           | 7          | 88,687           | 24                      | 24             | 28.9         |
| NG Richard A Miller Armory       | Army Guard | Forest Grove            | 4           | 44,801           | 4          | 44,801           | 6                       | 6              | 12.3         |
| NG Roseburg Armory               | Army Guard | Roseburg                | 3           | 21,354           | 3          | 21,354           | 5                       | 5              | 5.7          |
| NG Salem Armory                  | Army Guard | Salem                   | 3           | 55,621           | 3          | 55,621           | 5                       | 5              | 13.4         |
| NG The Dalles Readiness Center   | Army Guard | The Dalles              | 2           | 62,912           | 2          | 62,912           | 7                       | 8              | 17.5         |
| Polk County Readiness Center     | Army Guard | Dallas                  | 3           | 40,124           | 3          | 40,124           | 15                      | 15             | 13.4         |
| * OTHER SITE(S) : 33             |            |                         | 44          | 331,893          | 50         | 338,319          | 102                     | 19,379         | 83.6         |
| <b>Oregon Total:</b>             |            |                         | <b>284</b>  | <b>2,908,818</b> | <b>290</b> | <b>2,915,244</b> | <b>5,090</b>            | <b>24,441</b>  | <b>830.5</b> |

\* All Locations that do not meet criteria of at least five (5) Acres AND at least \$5M PRV.

**State/Territories Army National Guard  
Base Structure Report - As of 30 Sept 2014**

| SITE                              | COMPONENT  | NAME<br>NEAREST<br>CITY | BUILDINGS   |         |       |         | STATE<br>OWNED<br>ACRES | TOTAL<br>ACRES | PRV (\$M) |
|-----------------------------------|------------|-------------------------|-------------|---------|-------|---------|-------------------------|----------------|-----------|
|                                   |            |                         | STATE OWNED |         | TOTAL |         |                         |                |           |
|                                   |            |                         | COUNT       | SQFT    | COUNT | SQFT    |                         |                |           |
| <b>Pennsylvania</b>               |            |                         |             |         |       |         |                         |                |           |
| Coatesville RC                    | Army Guard | Coatesville             | 2           | 30,714  | 2     | 30,714  | 12                      | 12             | 9.3       |
| Fort Indiantown Gap Area 0        | Army Guard | Annville                | 1           | 77,635  | 1     | 77,635  | 10                      | 10             | 18.5      |
| Graterford FMS                    | Army Guard | Graterford              | 2           | 26,065  | 2     | 26,065  | 53                      | 53             | 11.3      |
| Huntingdon Readiness Center       | Army Guard | Huntingdon              | 1           | 28,298  | 1     | 28,298  | 12                      | 12             | 8.7       |
| NG Beaver Falls                   | Army Guard | Beaver Falls            | 3           | 30,843  | 3     | 30,843  | 10                      | 10             | 8.3       |
| NG Butler                         | Army Guard | Butler                  | 3           | 39,977  | 3     | 39,977  | 10                      | 10             | 11.9      |
| NG Cambridge Springs              | Army Guard | Cambridge Springs       | 3           | 88,093  | 3     | 88,093  | 100                     | 100            | 26.8      |
| NG Carlisle                       | Army Guard | Carlisle                | 7           | 85,312  | 7     | 85,312  | 41                      | 41             | 24.2      |
| NG Clearfield                     | Army Guard | Clearfield              | 2           | 31,928  | 2     | 31,928  | 27                      | 27             | 9.2       |
| NG Connellsville, Petersburg Rd   | Army Guard | Connellsville           | 1           | 23,112  | 1     | 23,112  | 15                      | 15             | 7.2       |
| NG Easton - proposed              | Army Guard | Easton                  | 8           | 63,036  | 8     | 63,036  | 22                      | 22             | 20.4      |
| NG Elizabethtown Readiness Center | Army Guard | Elizabethtown           | 4           | 88,187  | 4     | 88,187  | 36                      | 36             | 30.0      |
| NG Ford City Readiness Center     | Army Guard | Ford City               | 1           | 24,514  | 1     | 24,514  | 10                      | 10             | 7.2       |
| NG Greensburg Hempfield Township  | Army Guard | Greensburg              | 3           | 25,807  | 3     | 25,807  | 10                      | 10             | 6.1       |
| NG Harrisburg                     | Army Guard | Harrisburg              | 18          | 147,534 | 18    | 147,534 | 32                      | 32             | 37.2      |
| NG Hazleton                       | Army Guard | Hazleton                | 3           | 23,731  | 3     | 23,731  | 5                       | 5              | 6.8       |
| NG Hershey                        | Army Guard | Hershey                 | 2           | 25,632  | 2     | 25,632  | 16                      | 16             | 6.3       |
| NG Hollidaysburg                  | Army Guard | Duncansville            | 2           | 56,853  | 2     | 56,853  | 21                      | 21             | 16.4      |
| NG Honesdale                      | Army Guard | Honesdale               | 5           | 34,358  | 5     | 34,358  | 10                      | 10             | 8.9       |
| NG Indiana                        | Army Guard | Indiana                 | 1           | 21,556  | 1     | 21,556  | 14                      | 14             | 6.0       |
| NG Johnstown Airport              | Army Guard | Johnstown               | 4           | 54,489  | 4     | 54,489  | 8                       | 8              | 14.2      |
| NG Johnstown FMS 33               | Army Guard | Johnstown               | 3           | 23,770  | 3     | 23,770  | 10                      | 10             | 9.5       |
| NG Johnstown Walters              | Army Guard | Johnstown               | 4           | 40,865  | 4     | 40,865  | 15                      | 15             | 11.0      |
| NG Kutztown                       | Army Guard | Kutztown                | 1           | 32,489  | 1     | 32,489  | 7                       | 7              | 9.3       |
| NG Latrobe/Torrance               | Army Guard | Latrobe                 | 1           | 28,973  | 1     | 28,973  | 14                      | 14             | 7.8       |
| NG Lebanon                        | Army Guard | Lebanon                 | 1           | 37,616  | 1     | 37,616  | 10                      | 10             | 10.2      |
| NG Lehighton                      | Army Guard | Lehighton               | 7           | 27,184  | 7     | 27,184  | 5                       | 5              | 7.4       |
| NG Lewisburg                      | Army Guard | Lewisburg               | 3           | 34,346  | 3     | 34,346  | 15                      | 15             | 9.4       |
| NG Lewistown                      | Army Guard | Lewistown               | 3           | 48,621  | 3     | 48,621  | 23                      | 23             | 13.9      |
| NG Lock Haven                     | Army Guard | Lock Haven              | 9           | 50,820  | 9     | 50,820  | 28                      | 28             | 14.2      |
| NG Mansfield/Wellsboro            | Army Guard | Wellsboro               | 1           | 25,499  | 1     | 25,499  | 12                      | 12             | 6.6       |
| NG Mckean Co Readiness Center     | Army Guard | Lewis Run               | 2           | 30,130  | 2     | 30,130  | 23                      | 23             | 8.6       |
| NG Mount Pleasant                 | Army Guard | Mount Pleasant          | 2           | 38,956  | 2     | 38,956  | 11                      | 11             | 11.7      |
| NG New Castle                     | Army Guard | New Castle              | 4           | 39,814  | 4     | 39,814  | 7                       | 7              | 10.7      |

\* All Locations that do not meet criteria of at least five (5) Acres AND at least \$5M PRV.

**State/Territories Army National Guard  
Base Structure Report - As of 30 Sept 2014**

| SITE                              | COMPONENT  | NAME<br>NEAREST<br>CITY | BUILDINGS   |                  |            |                  | STATE<br>OWNED<br>ACRES | TOTAL<br>ACRES | PRV (\$M)    |
|-----------------------------------|------------|-------------------------|-------------|------------------|------------|------------------|-------------------------|----------------|--------------|
|                                   |            |                         | STATE OWNED |                  | TOTAL      |                  |                         |                |              |
|                                   |            |                         | COUNT       | SQFT             | COUNT      | SQFT             |                         |                |              |
| NG New Milford                    | Army Guard | New Milford             | 1           | 25,614           | 1          | 25,614           | 19                      | 19             | 6.9          |
| NG Philadelphia Southampton       | Army Guard | Philadelphia            | 6           | 170,298          | 6          | 170,298          | 21                      | 21             | 52.5         |
| NG Phoenixville                   | Army Guard | Phoenixville            | 6           | 29,265           | 6          | 29,265           | 11                      | 11             | 7.7          |
| NG Pittsburgh Crane Armory        | Army Guard | Pittsburgh              | 4           | 33,405           | 4          | 33,405           | 10                      | 10             | 9.5          |
| NG Plymouth                       | Army Guard | Plymouth                | 4           | 20,209           | 4          | 20,209           | 12                      | 12             | 5.0          |
| NG Plymouth Meeting               | Army Guard | Plymouth Meeting        | 2           | 36,764           | 2          | 36,764           | 20                      | 20             | 11.8         |
| NG Punxsutawney                   | Army Guard | Punxsutawney            | 4           | 29,910           | 4          | 29,910           | 19                      | 19             | 8.1          |
| NG Reading                        | Army Guard | Reading                 | 2           | 33,112           | 2          | 33,112           | 17                      | 17             | 10.2         |
| NG Scranton/Taylor NE Reg Mnt Ctr | Army Guard | Taylor                  | 8           | 26,226           | 8          | 26,226           | 10                      | 10             | 10.7         |
| NG Somerset Friedens              | Army Guard | Friedens                | 2           | 21,400           | 2          | 21,400           | 29                      | 29             | 6.1          |
| NG Spring City Readiness Center   | Army Guard | Spring City             | 2           | 48,234           | 2          | 48,234           | 50                      | 50             | 12.7         |
| NG Sunbury                        | Army Guard | Sunbury                 | 2           | 19,066           | 2          | 19,066           | 10                      | 10             | 5.3          |
| NG Washington                     | Army Guard | Washington              | 1           | 45,415           | 1          | 45,415           | 11                      | 11             | 12.0         |
| NG Wilkes Barre/ Kingston         | Army Guard | Kingston                | 4           | 102,501          | 4          | 102,501          | 13                      | 13             | 26.8         |
| NG Williamsport                   | Army Guard | Williamsport            | 9           | 101,005          | 9          | 101,005          | 16                      | 16             | 30.1         |
| NG Williamstown                   | Army Guard | Williamstown            | 1           | 19,137           | 1          | 19,137           | 6                       | 6              | 5.2          |
| South Mountain Readiness Center   | Army Guard | Fayetteville            | 1           | 31,637           | 1          | 31,637           | 30                      | 30             | 9.9          |
| State College                     | Army Guard | State College           | 5           | 46,226           | 5          | 46,226           | 23                      | 23             | 14.0         |
| State Quarters                    | Army Guard | Annville                | 36          | 36,053           | 36         | 36,053           | 88                      | 88             | 5.9          |
| Waynesburg Readiness Center       | Army Guard | Waynesburg              | 2           | 37,603           | 2          | 37,603           | 18                      | 18             | 10.8         |
| <b>* OTHER SITE(S) : 42</b>       |            |                         | <b>81</b>   | <b>778,708</b>   | <b>87</b>  | <b>815,787</b>   | <b>614</b>              | <b>614</b>     | <b>215.3</b> |
| <b>Pennsylvania Total:</b>        |            |                         | <b>300</b>  | <b>3,178,545</b> | <b>306</b> | <b>3,215,624</b> | <b>1,698</b>            | <b>1,699</b>   | <b>901.6</b> |

**Puerto Rico**

|                                   |            |            |   |        |   |        |    |    |      |
|-----------------------------------|------------|------------|---|--------|---|--------|----|----|------|
| NG Arecibo Readiness Center       | Army Guard | Arecibo    | 2 | 25,308 | 2 | 25,308 | 7  | 7  | 5.6  |
| NG Army Aviation Support Facility | Army Guard | San German | 5 | 47,426 | 5 | 47,426 | 14 | 14 | 16.2 |
| NG Arroyo Readiness Center        | Army Guard | Arroyo     | 3 | 30,860 | 3 | 30,860 | 5  | 5  | 7.1  |
| NG Caguas Readiness Center        | Army Guard | Caguas     | 4 | 21,077 | 4 | 21,077 | 5  | 5  | 5.4  |
| NG Cayey Readiness Center         | Army Guard | Cayey      | 2 | 20,100 | 2 | 20,100 | 5  | 5  | 5.1  |
| NG Gurabo Readiness Center        | Army Guard | Gurabo     | 4 | 26,002 | 4 | 26,002 | 13 | 13 | 6.3  |
| NG Hangar 21 Readiness Center     | Army Guard | San Juan   | 2 | 24,880 | 2 | 24,880 | 23 | 23 | 18.5 |
| NG Juncos Readiness Center        | Army Guard | Juncos     | 3 | 16,878 | 3 | 16,878 | 5  | 5  | 5.1  |
| NG Mayaguez Readiness Center      | Army Guard | Mayaguez   | 3 | 36,621 | 3 | 36,621 | 6  | 6  | 8.6  |
| NG Toa Baja Readiness Center      | Army Guard | Bayamon    | 2 | 27,149 | 2 | 27,149 | 5  | 5  | 6.0  |
| NG Vega Baja Readiness Center     | Army Guard | Vega Baja  | 5 | 54,800 | 6 | 55,285 | 15 | 15 | 14.0 |

\* All Locations that do not meet criteria of at least five (5) Acres AND at least \$5M PRV.

**State/Territories Army National Guard  
Base Structure Report - As of 30 Sept 2014**

| SITE                            | COMPONENT  | NAME<br>NEAREST<br>CITY | BUILDINGS   |                |           |                | STATE<br>OWNED<br>ACRES | TOTAL<br>ACRES | PRV (\$M)    |
|---------------------------------|------------|-------------------------|-------------|----------------|-----------|----------------|-------------------------|----------------|--------------|
|                                 |            |                         | STATE OWNED |                | TOTAL     |                |                         |                |              |
|                                 |            |                         | COUNT       | SQFT           | COUNT     | SQFT           |                         |                |              |
| * OTHER SITE(S) : 15            |            |                         | 25          | 342,233        | 25        | 342,233        | 65                      | 65             | 77.7         |
| <b>Puerto Rico Total:</b>       |            |                         | <b>60</b>   | <b>673,334</b> | <b>61</b> | <b>673,819</b> | <b>168</b>              | <b>168</b>     | <b>175.5</b> |
| <b>Rhode Island</b>             |            |                         |             |                |           |                |                         |                |              |
| NG Armory of Mounted Commands   | Army Guard | Providence              | 2           | 196,187        | 2         | 196,187        | 6                       | 6              | 33.3         |
| NG Bristol                      | Army Guard | Bristol                 | 2           | 27,537         | 2         | 27,537         | 5                       | 5              | 7.4          |
| NG Middletown Armory            | Army Guard | Middletown              | 1           | 18,620         | 1         | 18,620         | 6                       | 6              | 5.8          |
| NG Quonset Point                | Army Guard | North Kingstown         | 5           | 162,035        | 5         | 162,035        | 8                       | 9              | 64.6         |
| NG TS Camp Varnum               | Army Guard | Narragansett            | 26          | 43,070         | 26        | 43,070         | 34                      | 35             | 13.7         |
| * OTHER SITE(S) : 8             |            |                         | 9           | 91,116         | 9         | 91,116         | 148                     | 148            | 27.5         |
| <b>Rhode Island Total:</b>      |            |                         | <b>45</b>   | <b>538,565</b> | <b>45</b> | <b>538,565</b> | <b>207</b>              | <b>209</b>     | <b>152.2</b> |
| <b>South Carolina</b>           |            |                         |             |                |           |                |                         |                |              |
| Charleston Readiness Center     | Army Guard | Charleston              | 3           | 110,165        | 3         | 110,165        | 0                       | 8              | 17.8         |
| NG Anderson Lease Facility      | Army Guard | Anderson                | 3           | 83,454         | 3         | 83,454         | 12                      | 12             | 15.9         |
| NG Camden Armory                | Army Guard | Camden                  | 5           | 33,610         | 5         | 33,610         | 10                      | 10             | 6.4          |
| NG Columbia Armory              | Army Guard | Columbia                | 22          | 267,844        | 22        | 267,844        | 25                      | 25             | 45.1         |
| NG Columbia TAG                 | Army Guard | Columbia                | 2           | 51,604         | 2         | 51,604         | 6                       | 6              | 10.3         |
| NG Easley Armory                | Army Guard | Easley                  | 5           | 28,003         | 5         | 28,003         | 7                       | 7              | 5.1          |
| NG Edgefield Armory & OMS 6     | Army Guard | Edgefield               | 15          | 40,361         | 15        | 40,361         | 10                      | 10             | 8.1          |
| NG Florence Armory & OMS 12     | Army Guard | Florence                | 12          | 31,822         | 12        | 31,822         | 9                       | 9              | 6.6          |
| NG Fountain Inn Armory          | Army Guard | Fountain Inn            | 5           | 37,478         | 5         | 37,478         | 38                      | 38             | 6.9          |
| NG Greenville Armory & OMS 2    | Army Guard | Greenville              | 8           | 34,271         | 8         | 34,271         | 8                       | 8              | 7.0          |
| NG Greenwood Armory & OMS 4     | Army Guard | Greenwood               | 12          | 36,676         | 12        | 36,676         | 11                      | 11             | 7.2          |
| NG Greer Armory                 | Army Guard | Greer                   | 10          | 39,103         | 10        | 39,103         | 10                      | 10             | 8.0          |
| NG Hartsville Armory and OMS 11 | Army Guard | Hartsville              | 7           | 32,165         | 7         | 32,165         | 10                      | 10             | 7.0          |
| NG Hodges Armory                | Army Guard | Hodges                  | 6           | 38,383         | 6         | 38,383         | 48                      | 48             | 7.5          |
| NG Lancaster Armory             | Army Guard | Lancaster               | 6           | 29,340         | 6         | 29,340         | 12                      | 12             | 6.0          |
| NG Manning Armory               | Army Guard | Manning                 | 3           | 30,586         | 3         | 30,586         | 10                      | 10             | 5.6          |
| NG Mt Pleasant Armory           | Army Guard | Mt Pleasant             | 7           | 31,593         | 7         | 31,593         | 6                       | 6              | 6.6          |
| NG Mullins Armory & OMS 15      | Army Guard | Mullins                 | 6           | 38,844         | 6         | 38,844         | 10                      | 10             | 7.4          |
| NG Newberry Armory              | Army Guard | Newberry                | 6           | 41,547         | 6         | 41,547         | 11                      | 11             | 8.1          |
| NG North Charleston Armory      | Army Guard | North Charleston        | 8           | 42,504         | 8         | 42,504         | 15                      | 15             | 9.2          |
| NG Orangeburg Armory            | Army Guard | Orangeburg              | 4           | 39,395         | 4         | 39,395         | 10                      | 10             | 7.9          |
| NG Pickens Armory and TS        | Army Guard | Pickens                 | 5           | 36,786         | 5         | 36,786         | 33                      | 33             | 5.8          |

\* All Locations that do not meet criteria of at least five (5) Acres AND at least \$5M PRV.

**State/Territories Army National Guard  
Base Structure Report - As of 30 Sept 2014**

| SITE                            | COMPONENT  | NAME<br>NEAREST<br>CITY | BUILDINGS   |                  |            |                  | STATE<br>OWNED<br>ACRES | TOTAL<br>ACRES | PRV (\$M)    |
|---------------------------------|------------|-------------------------|-------------|------------------|------------|------------------|-------------------------|----------------|--------------|
|                                 |            |                         | STATE OWNED |                  | TOTAL      |                  |                         |                |              |
|                                 |            |                         | COUNT       | SQFT             | COUNT      | SQFT             |                         |                |              |
| NG Pine Ridge Armory            | Army Guard | West Columbia           | 6           | 59,696           | 6          | 59,696           | 48                      | 48             | 12.0         |
| NG Rock Hill Armory and OMS 5   | Army Guard | Rock Hill               | 12          | 37,688           | 12         | 37,688           | 12                      | 12             | 8.6          |
| NG Saluda Armory and OMS 6A     | Army Guard | Saluda                  | 8           | 28,288           | 8          | 28,288           | 7                       | 7              | 5.5          |
| NG Spartanburg Readiness Center | Army Guard | Spartanburg             | 3           | 61,994           | 3          | 61,994           | 12                      | 12             | 13.4         |
| NG Union Armory and OMS 8       | Army Guard | Union                   | 8           | 30,949           | 8          | 30,949           | 10                      | 10             | 6.9          |
| NG Varnville Armory and OMS 14  | Army Guard | Varnville               | 12          | 39,077           | 12         | 39,077           | 24                      | 24             | 8.3          |
| NG Walterboro Armory            | Army Guard | Walterboro              | 5           | 28,943           | 5          | 28,943           | 17                      | 17             | 5.2          |
| <b>* OTHER SITE(S) : 43</b>     |            |                         | <b>112</b>  | <b>694,547</b>   | <b>120</b> | <b>796,137</b>   | <b>263</b>              | <b>263</b>     | <b>159.1</b> |
| <b>South Carolina Total:</b>    |            |                         | <b>326</b>  | <b>2,136,716</b> | <b>334</b> | <b>2,238,306</b> | <b>703</b>              | <b>711</b>     | <b>434.6</b> |
| <b>South Dakota</b>             |            |                         |             |                  |            |                  |                         |                |              |
| Camp Rapid                      | Army Guard | Rapid City              | 36          | 483,054          | 36         | 483,054          | 84                      | 84             | 109.1        |
| NG Brookings Armory/OMS 8       | Army Guard | Brookings               | 3           | 40,289           | 3          | 40,289           | 10                      | 10             | 9.0          |
| NG Joe Foss Field               | Army Guard | Sioux Falls             | 1           | 47,532           | 1          | 47,532           | 6                       | 6              | 11.7         |
| NG Mitchell TS                  | Army Guard | Mitchell                | 6           | 156,164          | 6          | 156,164          | 0                       | 70             | 37.3         |
| NG Pierre                       | Army Guard | Pierre                  | 4           | 35,466           | 4          | 35,466           | 0                       | 6              | 6.1          |
| NG Range Road Armory            | Army Guard | Rapid City              | 3           | 34,351           | 3          | 34,351           | 14                      | 14             | 7.1          |
| NG Rapid City AASF/Armory       | Army Guard | Rapid City              | 4           | 109,357          | 4          | 109,357          | 1                       | 33             | 29.4         |
| NG Rapid City CSMS              | Army Guard | Rapid City              | 2           | 29,290           | 2          | 29,290           | 0                       | 29             | 8.9          |
| NG Sioux Falls UTES             | Army Guard | Sioux Falls             | 4           | 56,471           | 4          | 56,471           | 57                      | 273            | 12.2         |
| NG Wagner                       | Army Guard | Wagner                  | 3           | 24,186           | 3          | 24,186           | 0                       | 10             | 5.5          |
| NG Webster                      | Army Guard | Webster                 | 7           | 39,783           | 7          | 39,783           | 2                       | 8              | 8.1          |
| NG West Camp                    | Army Guard | Rapid City              | 15          | 7,700            | 15         | 7,700            | 770                     | 770            | 29.1         |
| Watertown Complex               | Army Guard | Watertown               | 3           | 101,598          | 3          | 101,598          | 79                      | 79             | 24.1         |
| <b>* OTHER SITE(S) : 37</b>     |            |                         | <b>42</b>   | <b>353,143</b>   | <b>45</b>  | <b>356,175</b>   | <b>1,174</b>            | <b>1,738</b>   | <b>66.4</b>  |
| <b>South Dakota Total:</b>      |            |                         | <b>133</b>  | <b>1,518,384</b> | <b>136</b> | <b>1,521,416</b> | <b>2,197</b>            | <b>3,130</b>   | <b>364.1</b> |
| <b>Tennessee</b>                |            |                         |             |                  |            |                  |                         |                |              |
| NG Ashland City                 | Army Guard | Ashland City            | 2           | 26,482           | 2          | 26,482           | 12                      | 12             | 5.2          |
| NG Athens                       | Army Guard | Athens                  | 4           | 39,135           | 4          | 39,135           | 20                      | 20             | 8.1          |
| NG Bolivar                      | Army Guard | Bolivar                 | 2           | 24,276           | 2          | 24,276           | 14                      | 14             | 5.0          |
| NG Bristol                      | Army Guard | Bristol                 | 4           | 26,684           | 4          | 26,684           | 7                       | 7              | 5.3          |
| NG Camden                       | Army Guard | Camden                  | 3           | 25,205           | 3          | 25,205           | 7                       | 7              | 6.4          |
| NG Centerville                  | Army Guard | Centerville             | 3           | 27,223           | 3          | 27,223           | 21                      | 21             | 5.2          |
| NG Chattanooga                  | Army Guard | Chattanooga             | 17          | 135,674          | 17         | 135,674          | 16                      | 16             | 24.3         |

\* All Locations that do not meet criteria of at least five (5) Acres AND at least \$5M PRV.

**State/Territories Army National Guard  
Base Structure Report - As of 30 Sept 2014**

| SITE                        | COMPONENT  | NAME<br>NEAREST<br>CITY | BUILDINGS   |                |           |                | STATE<br>OWNED<br>ACRES | TOTAL<br>ACRES | PRV (\$M)    |
|-----------------------------|------------|-------------------------|-------------|----------------|-----------|----------------|-------------------------|----------------|--------------|
|                             |            |                         | STATE OWNED |                | TOTAL     |                |                         |                |              |
|                             |            |                         | COUNT       | SQFT           | COUNT     | SQFT           |                         |                |              |
| NG Clinton                  | Army Guard | Clinton                 | 2           | 28,436         | 2         | 28,436         | 14                      | 14             | 5.5          |
| NG Columbia                 | Army Guard | Columbia                | 3           | 43,765         | 3         | 43,765         | 20                      | 20             | 9.2          |
| NG Cookeville               | Army Guard | Cookeville              | 6           | 33,821         | 6         | 33,821         | 12                      | 12             | 7.2          |
| NG Dresden                  | Army Guard | Dresden                 | 2           | 27,051         | 2         | 27,051         | 19                      | 19             | 5.8          |
| NG Dunlap                   | Army Guard | Dunlap                  | 2           | 22,697         | 2         | 22,697         | 10                      | 10             | 5.2          |
| NG Dyersburg                | Army Guard | Dyersburg               | 1           | 26,443         | 1         | 26,443         | 10                      | 10             | 5.3          |
| NG Elizabethton             | Army Guard | Elizabethton            | 3           | 25,835         | 3         | 25,835         | 15                      | 15             | 5.3          |
| NG Erwin                    | Army Guard | Erwin                   | 2           | 25,779         | 2         | 25,779         | 10                      | 10             | 5.2          |
| NG Gordonsville             | Army Guard | Gordonsville            | 3           | 26,572         | 3         | 26,572         | 15                      | 15             | 5.4          |
| NG Henderson                | Army Guard | Henderson               | 8           | 66,477         | 8         | 66,477         | 12                      | 12             | 13.2         |
| NG Humboldt                 | Army Guard | Humboldt                | 2           | 36,192         | 2         | 36,192         | 22                      | 22             | 7.5          |
| NG Huntingdon               | Army Guard | Huntingdon              | 1           | 27,386         | 1         | 27,386         | 9                       | 9              | 5.4          |
| NG Jacksboro                | Army Guard | Jacksboro               | 2           | 27,795         | 2         | 27,795         | 10                      | 10             | 5.5          |
| NG Jackson                  | Army Guard | Jackson                 | 6           | 77,753         | 6         | 77,753         | 12                      | 12             | 14.8         |
| NG Jackson Airport Armory   | Army Guard | Jackson                 | 5           | 57,417         | 5         | 57,417         | 60                      | 60             | 16.5         |
| NG Johnson City Gray        | Army Guard | Gray                    | 10          | 132,098        | 10        | 132,098        | 103                     | 103            | 27.4         |
| NG Knoxville Concord St     | Army Guard | Knoxville               | 17          | 112,478        | 17        | 112,478        | 17                      | 17             | 23.1         |
| NG Knoxville Sutherland     | Army Guard | Knoxville               | 7           | 72,757         | 7         | 72,757         | 6                       | 6              | 13.6         |
| NG Lawrenceburg             | Army Guard | Lawrenceburg            | 3           | 33,690         | 3         | 33,690         | 16                      | 16             | 6.6          |
| NG Lebanon                  | Army Guard | Lebanon                 | 4           | 26,620         | 4         | 26,620         | 19                      | 19             | 6.1          |
| NG Lenoir City              | Army Guard | Lenoir City             | 2           | 28,009         | 2         | 28,009         | 14                      | 14             | 5.7          |
| NG Lewisburg                | Army Guard | Lewisburg               | 4           | 32,577         | 4         | 32,577         | 14                      | 14             | 5.0          |
| NG Livingston               | Army Guard | Livingston              | 1           | 24,938         | 1         | 24,938         | 23                      | 23             | 5.2          |
| NG Memphis                  | Army Guard | Memphis                 | 4           | 58,396         | 4         | 58,396         | 30                      | 30             | 11.5         |
| NG Nashville                | Army Guard | Nashville               | 23          | 451,831        | 23        | 451,831        | 86                      | 86             | 87.6         |
| NG Paris                    | Army Guard | Paris                   | 4           | 26,038         | 4         | 26,038         | 23                      | 23             | 5.6          |
| NG Rogersville              | Army Guard | Rogersville             | 2           | 26,846         | 2         | 26,846         | 11                      | 11             | 5.5          |
| NG Sevierville              | Army Guard | Pigeon Forge            | 2           | 24,817         | 2         | 24,817         | 10                      | 10             | 5.2          |
| NG Shelbyville              | Army Guard | Shelbyville             | 3           | 29,616         | 3         | 29,616         | 20                      | 20             | 5.0          |
| NG Trenton                  | Army Guard | Trenton                 | 2           | 38,924         | 2         | 38,924         | 20                      | 20             | 8.7          |
| NG Tullahoma                | Army Guard | Tullahoma               | 5           | 25,186         | 5         | 25,186         | 6                       | 6              | 5.4          |
| NG Union City               | Army Guard | Union City              | 4           | 46,097         | 4         | 46,097         | 14                      | 14             | 10.1         |
| NG Winchester               | Army Guard | Winchester              | 6           | 31,960         | 6         | 31,960         | 22                      | 22             | 6.8          |
| <b>* OTHER SITE(S) : 41</b> |            |                         | <b>77</b>   | <b>814,829</b> | <b>77</b> | <b>814,829</b> | <b>535</b>              | <b>535</b>     | <b>163.4</b> |

\* All Locations that do not meet criteria of at least five (5) Acres AND at least \$5M PRV.

**State/Territories Army National Guard  
Base Structure Report - As of 30 Sept 2014**

| SITE                            | COMPONENT  | NAME<br>NEAREST<br>CITY | BUILDINGS   |                  |            |                  | STATE<br>OWNED<br>ACRES | TOTAL<br>ACRES | PRV (\$M)    |
|---------------------------------|------------|-------------------------|-------------|------------------|------------|------------------|-------------------------|----------------|--------------|
|                                 |            |                         | STATE OWNED |                  | TOTAL      |                  |                         |                |              |
|                                 |            |                         | COUNT       | SQFT             | COUNT      | SQFT             |                         |                |              |
| <b>Tennessee Total:</b>         |            |                         | <b>263</b>  | <b>2,895,805</b> | <b>263</b> | <b>2,895,805</b> | <b>1,334</b>            | <b>1,334</b>   | <b>584.2</b> |
| <b>Texas</b>                    |            |                         |             |                  |            |                  |                         |                |              |
| Camp Maxey                      | Army Guard | Powderly                | 36          | 86,828           | 36         | 86,828           | 6,424                   | 6,424          | 56.1         |
| NG Bergstrom - (Abia)           | Army Guard | Austin                  | 12          | 432,867          | 12         | 432,867          | 0                       | 60             | 101.2        |
| NG Bryan                        | Army Guard | Bryan                   | 5           | 39,727           | 5          | 39,727           | 14                      | 14             | 7.8          |
| NG Camp Bowie (State)           | Army Guard | Brownwood               | 46          | 161,749          | 46         | 161,749          | 4,895                   | 4,895          | 61.9         |
| NG Camp Mabry                   | Army Guard | Austin                  | 74          | 985,722          | 74         | 985,722          | 376                     | 376            | 171.9        |
| NG Corpus Christi               | Army Guard | Corpus Christi          | 4           | 67,606           | 4          | 67,606           | 9                       | 9              | 13.6         |
| NG Dallas - California Crossing | Army Guard | Dallas                  | 6           | 65,424           | 6          | 65,424           | 0                       | 9              | 12.5         |
| NG Dallas - Red Bird            | Army Guard | Dallas                  | 6           | 65,626           | 6          | 65,626           | 0                       | 10             | 12.5         |
| NG El Paso                      | Army Guard | El Paso                 | 7           | 63,972           | 7          | 63,972           | 20                      | 20             | 13.6         |
| NG Fort Worth - Cobb Park       | Army Guard | Fort Worth              | 5           | 37,727           | 5          | 37,727           | 0                       | 12             | 7.2          |
| NG Fort Worth - Shoreview       | Army Guard | Fort Worth              | 12          | 72,414           | 12         | 72,414           | 0                       | 83             | 21.6         |
| NG Grand Prairie (DNAS)         | Army Guard | Grand Prairie           | 17          | 125,983          | 19         | 224,094          | 0                       | 145            | 53.6         |
| NG Lubbock                      | Army Guard | Lubbock                 | 6           | 148,440          | 6          | 148,440          | 0                       | 25             | 27.2         |
| NG Marshall                     | Army Guard | Marshall                | 5           | 28,334           | 5          | 28,334           | 0                       | 13             | 5.0          |
| NG Martindale - AASF            | Army Guard | San Antonio             | 16          | 106,942          | 16         | 106,942          | 219                     | 219            | 35.2         |
| NG New Braunfels                | Army Guard | New Braunfels           | 6           | 27,652           | 6          | 27,652           | 7                       | 7              | 5.2          |
| NG San Angelo - US 67           | Army Guard | San Angelo              | 2           | 44,033           | 2          | 44,033           | 10                      | 10             | 5.8          |
| NG Waco                         | Army Guard | Waco                    | 4           | 78,328           | 4          | 78,328           | 5                       | 5              | 14.0         |
| NG Weslaco                      | Army Guard | Weslaco                 | 2           | 85,231           | 2          | 85,231           | 20                      | 20             | 15.5         |
| NG Wichita Falls                | Army Guard | Wichita Falls           | 4           | 24,610           | 4          | 24,610           | 0                       | 9              | 5.4          |
| NG Wylie                        | Army Guard | Wylie                   | 3           | 54,174           | 3          | 54,174           | 11                      | 11             | 11.1         |
| Northwest Houston               | Army Guard | Houston                 | 4           | 172,235          | 4          | 172,235          | 18                      | 18             | 38.6         |
| SHEFFIELD - CHALLENGE           | Army Guard | Sheffield               | 0           | 0                | 6          | 50,642           | 0                       | 24             | 7.5          |
| * OTHER SITE(S) : 45            |            |                         | 72          | 625,355          | 83         | 666,030          | 1,436                   | 1,471          | 120.5        |
| <b>Texas Total:</b>             |            |                         | <b>354</b>  | <b>3,600,979</b> | <b>373</b> | <b>3,790,407</b> | <b>13,465</b>           | <b>13,889</b>  | <b>824.4</b> |
| <b>Utah</b>                     |            |                         |             |                  |            |                  |                         |                |              |
| NG Blanding Armory              | Army Guard | Blanding                | 2           | 19,329           | 2          | 19,329           | 28                      | 28             | 5.0          |
| NG Cedar City Armory/FMS 5      | Army Guard | Cedar City              | 4           | 23,245           | 4          | 23,245           | 7                       | 7              | 6.5          |
| NG Draper Complex               | Army Guard | Draper                  | 14          | 381,349          | 14         | 381,349          | 42                      | 42             | 89.9         |
| NG E.J. Garn Armory/FMS         | Army Guard | West Jordan             | 6           | 106,420          | 6          | 106,420          | 20                      | 20             | 30.5         |
| NG E.J. Garn Aviation Complex   | Army Guard | West Jordan             | 9           | 123,734          | 9          | 123,734          | 0                       | 40             | 44.9         |
| NG Logan Armory/FMS 1A          | Army Guard | Logan                   | 2           | 27,418           | 2          | 27,418           | 5                       | 5              | 12.9         |

\* All Locations that do not meet criteria of at least five (5) Acres AND at least \$5M PRV.

**State/Territories Army National Guard  
Base Structure Report - As of 30 Sept 2014**

| SITE                                 | COMPONENT  | NAME<br>NEAREST<br>CITY | BUILDINGS   |                  |            |                  | STATE<br>OWNED<br>ACRES | TOTAL<br>ACRES | PRV (\$M)    |
|--------------------------------------|------------|-------------------------|-------------|------------------|------------|------------------|-------------------------|----------------|--------------|
|                                      |            |                         | STATE OWNED |                  | TOTAL      |                  |                         |                |              |
|                                      |            |                         | COUNT       | SQFT             | COUNT      | SQFT             |                         |                |              |
| NG Mount Pleasant Armory             | Army Guard | Mount Pleasant          | 3           | 20,122           | 3          | 20,122           | 6                       | 6              | 5.0          |
| NG New SLC Readiness Center          | Army Guard | Salt Lake City          | 3           | 62,266           | 3          | 62,266           | 23                      | 23             | 16.0         |
| NG Ogden Armory/FMS 1                | Army Guard | Ogden                   | 6           | 53,220           | 6          | 53,220           | 15                      | 15             | 19.7         |
| NG Orem Armory                       | Army Guard | Orem                    | 2           | 78,748           | 2          | 78,748           | 0                       | 6              | 17.9         |
| NG Richfield Armory/FMS 5A           | Army Guard | Richfield               | 4           | 24,947           | 4          | 24,947           | 5                       | 5              | 7.2          |
| NG Utah County South Armory/FMS 9    | Army Guard | Spanish Fork            | 8           | 78,037           | 8          | 78,037           | 20                      | 20             | 24.6         |
| <b>* OTHER SITE(S) : 27</b>          |            |                         | <b>41</b>   | <b>225,090</b>   | <b>48</b>  | <b>235,054</b>   | <b>45</b>               | <b>1,445</b>   | <b>69.4</b>  |
| <b>Utah Total:</b>                   |            |                         | <b>104</b>  | <b>1,223,925</b> | <b>111</b> | <b>1,233,889</b> | <b>216</b>              | <b>1,662</b>   | <b>349.5</b> |
| <b><u>Vermont</u></b>                |            |                         |             |                  |            |                  |                         |                |              |
| NG Campbell Armory                   | Army Guard | Montpelier              | 2           | 34,822           | 2          | 34,822           | 8                       | 8              | 7.3          |
| NG TS Camp Johnson                   | Army Guard | Colchester              | 38          | 209,168          | 38         | 209,168          | 64                      | 64             | 56.0         |
| NG Westminster TS                    | Army Guard | Westminster             | 8           | 47,754           | 8          | 47,754           | 52                      | 52             | 11.1         |
| <b>* OTHER SITE(S) : 23</b>          |            |                         | <b>28</b>   | <b>250,221</b>   | <b>33</b>  | <b>255,001</b>   | <b>87</b>               | <b>87</b>      | <b>57.6</b>  |
| <b>Vermont Total:</b>                |            |                         | <b>76</b>   | <b>541,965</b>   | <b>81</b>  | <b>546,745</b>   | <b>210</b>              | <b>210</b>     | <b>132.0</b> |
| <b><u>Virgin Islands</u></b>         |            |                         |             |                  |            |                  |                         |                |              |
| NG Estate Nazareth Military Compound | Army Guard | Charlotte Amalie        | 6           | 53,047           | 6          | 53,047           | 18                      | 18             | 13.6         |
| <b>* OTHER SITE(S) : 3</b>           |            |                         | <b>2</b>    | <b>17,524</b>    | <b>3</b>   | <b>32,924</b>    | <b>42</b>               | <b>44</b>      | <b>11.8</b>  |
| <b>Virgin Islands Total:</b>         |            |                         | <b>8</b>    | <b>70,571</b>    | <b>9</b>   | <b>85,971</b>    | <b>60</b>               | <b>62</b>      | <b>25.4</b>  |
| <b><u>Virginia</u></b>               |            |                         |             |                  |            |                  |                         |                |              |
| NG Blackstone                        | Army Guard | Blackstone              | 3           | 31,710           | 3          | 31,710           | 7                       | 7              | 6.2          |
| NG Cedar Bluff                       | Army Guard | Cedar Bluff             | 3           | 29,419           | 3          | 29,419           | 10                      | 10             | 6.3          |
| NG Charlottesville                   | Army Guard | Charlottesville         | 2           | 28,661           | 2          | 28,661           | 10                      | 10             | 5.7          |
| NG Danville                          | Army Guard | Danville                | 3           | 50,472           | 3          | 50,472           | 15                      | 15             | 10.5         |
| NG Emporia                           | Army Guard | Emporia                 | 2           | 27,696           | 2          | 27,696           | 8                       | 8              | 5.7          |
| NG Fredericksburg                    | Army Guard | Fredericksburg          | 2           | 58,041           | 2          | 58,041           | 7                       | 7              | 12.6         |
| NG Gate City                         | Army Guard | Gate City               | 2           | 43,954           | 2          | 43,954           | 5                       | 5              | 8.9          |
| NG Lynchburg                         | Army Guard | Lynchburg               | 3           | 34,523           | 3          | 34,523           | 28                      | 28             | 7.0          |
| NG Manassas                          | Army Guard | Manassas                | 1           | 34,400           | 1          | 34,400           | 6                       | 6              | 6.3          |
| NG Norfolk                           | Army Guard | Norfolk                 | 2           | 56,627           | 2          | 56,627           | 19                      | 19             | 12.6         |
| NG Petersburg                        | Army Guard | Petersburg              | 2           | 31,833           | 2          | 31,833           | 10                      | 10             | 6.6          |
| NG Portsmouth                        | Army Guard | Portsmouth              | 3           | 30,644           | 3          | 30,644           | 10                      | 10             | 7.7          |
| NG Powhatan                          | Army Guard | Powhatan                | 1           | 30,113           | 1          | 30,113           | 10                      | 10             | 6.1          |

\* All Locations that do not meet criteria of at least five (5) Acres AND at least \$5M PRV.



**State/Territories Army National Guard  
Base Structure Report - As of 30 Sept 2014**

| SITE                        | COMPONENT  | NAME<br>NEAREST<br>CITY | BUILDINGS   |                  |            |                  | STATE<br>OWNED<br>ACRES | TOTAL<br>ACRES | PRV (\$M)    |
|-----------------------------|------------|-------------------------|-------------|------------------|------------|------------------|-------------------------|----------------|--------------|
|                             |            |                         | STATE OWNED |                  | TOTAL      |                  |                         |                |              |
|                             |            |                         | COUNT       | SQFT             | COUNT      | SQFT             |                         |                |              |
| NG Staunton                 | Army Guard | Staunton                | 1           | 45,560           | 1          | 45,560           | 5                       | 5              | 8.5          |
| NG Waller Depot             | Army Guard | Richmond                | 7           | 52,790           | 7          | 52,790           | 6                       | 6              | 9.8          |
| NG Winchester               | Army Guard | Winchester              | 4           | 64,529           | 4          | 64,529           | 0                       | 10             | 12.2         |
| <b>* OTHER SITE(S) : 31</b> |            |                         | 37          | 458,668          | 43         | 478,628          | 128                     | 138            | 92.9         |
| <b>Virginia Total:</b>      |            |                         | <b>78</b>   | <b>1,109,640</b> | <b>84</b>  | <b>1,129,600</b> | <b>283</b>              | <b>304</b>     | <b>225.6</b> |
| <b><u>Washington</u></b>    |            |                         |             |                  |            |                  |                         |                |              |
| NG Bremerton                | Army Guard | Bremerton               | 7           | 87,912           | 7          | 87,912           | 81                      | 81             | 23.2         |
| NG Buckley                  | Army Guard | Buckley                 | 1           | 27,092           | 1          | 27,092           | 10                      | 10             | 7.0          |
| NG Camp Murray              | Army Guard | Lakewood                | 71          | 480,190          | 72         | 482,990          | 231                     | 235            | 131.4        |
| NG Centralia                | Army Guard | Centralia               | 5           | 37,288           | 5          | 37,288           | 8                       | 8              | 8.6          |
| NG Ephrata                  | Army Guard | Ephrata                 | 7           | 24,390           | 7          | 24,390           | 13                      | 13             | 6.8          |
| NG Grandview                | Army Guard | Grandview               | 2           | 26,475           | 2          | 26,475           | 11                      | 11             | 6.7          |
| NG Montesano                | Army Guard | Montesano               | 6           | 36,298           | 6          | 36,298           | 14                      | 14             | 9.7          |
| NG Moses Lake               | Army Guard | Moses Lake              | 2           | 32,795           | 2          | 32,795           | 10                      | 10             | 8.3          |
| NG Port Orchard             | Army Guard | Port Orchard            | 4           | 27,805           | 4          | 27,805           | 9                       | 9              | 7.2          |
| NG Seattle Pier 91          | Army Guard | Seattle                 | 9           | 92,214           | 9          | 92,214           | 25                      | 25             | 25.6         |
| NG Yakima Airport           | Army Guard | Yakima                  | 2           | 66,038           | 2          | 66,038           | 10                      | 10             | 15.5         |
| <b>* OTHER SITE(S) : 19</b> |            |                         | 31          | 246,813          | 37         | 264,087          | 38                      | 38             | 60.8         |
| <b>Washington Total:</b>    |            |                         | <b>147</b>  | <b>1,185,310</b> | <b>154</b> | <b>1,205,384</b> | <b>460</b>              | <b>464</b>     | <b>310.8</b> |
| <b><u>West Virginia</u></b> |            |                         |             |                  |            |                  |                         |                |              |
| CTC Camp Dawson-Kingwood    | Army Guard | Kingwood                | 89          | 800,578          | 89         | 800,578          | 2,289                   | 3,889          | 223.6        |
| Elkins MD                   | Army Guard | Elkins                  | 3           | 57,148           | 3          | 57,148           | 111                     | 111            | 14.0         |
| Fairmont MD                 | Army Guard | Fairmont                | 2           | 60,829           | 2          | 60,829           | 35                      | 35             | 16.3         |
| Jackson County              | Army Guard | Millwood                | 5           | 81,494           | 5          | 81,494           | 312                     | 312            | 22.3         |
| Moorefield Readiness Center | Army Guard | Moorefield              | 1           | 57,600           | 1          | 57,600           | 41                      | 41             | 15.4         |
| Morgantown Readiness Center | Army Guard | Morgantown              | 1           | 58,520           | 1          | 58,520           | 47                      | 47             | 16.8         |
| NG Bluefield                | Army Guard | Bluefield               | 4           | 41,710           | 4          | 41,710           | 28                      | 28             | 10.2         |
| NG Buckhannon               | Army Guard | Buckhannon              | 13          | 72,055           | 13         | 72,055           | 18                      | 18             | 17.1         |
| NG Charleston               | Army Guard | Charleston              | 9           | 156,580          | 9          | 156,580          | 55                      | 55             | 61.8         |
| NG Clarksburg               | Army Guard | Clarksburg              | 1           | 32,735           | 1          | 32,735           | 10                      | 10             | 8.5          |
| NG Elkins                   | Army Guard | Elkins                  | 1           | 21,371           | 1          | 21,371           | 8                       | 8              | 7.0          |
| NG FWAATS-Bridgeport        | Army Guard | Bridgeport              | 1           | 35,568           | 2          | 47,618           | 0                       | 21             | 13.7         |
| NG Gassaway                 | Army Guard | Gassaway                | 3           | 35,019           | 3          | 35,019           | 6                       | 6              | 7.6          |

\* All Locations that do not meet criteria of at least five (5) Acres AND at least \$5M PRV.

**State/Territories Army National Guard  
Base Structure Report - As of 30 Sept 2014**

| SITE                          | COMPONENT  | NAME<br>NEAREST<br>CITY | BUILDINGS   |                  |            |                  | STATE<br>OWNED<br>ACRES | TOTAL<br>ACRES | PRV (\$M)    |
|-------------------------------|------------|-------------------------|-------------|------------------|------------|------------------|-------------------------|----------------|--------------|
|                               |            |                         | STATE OWNED |                  | TOTAL      |                  |                         |                |              |
|                               |            |                         | COUNT       | SQFT             | COUNT      | SQFT             |                         |                |              |
| NG Glen Jean MD Complex       | Army Guard | Glen Jean               | 4           | 111,628          | 5          | 138,499          | 35                      | 35             | 36.1         |
| NG Huntington Barbour         | Army Guard | Huntington              | 3           | 24,088           | 3          | 24,088           | 8                       | 8              | 5.5          |
| NG Huntington Tri-State       | Army Guard | Kenova                  | 7           | 96,424           | 7          | 96,424           | 0                       | 41             | 22.2         |
| NG Lewisburg Readiness Center | Army Guard | Maxwelton               | 1           | 45,803           | 1          | 45,803           | 22                      | 22             | 11.4         |
| NG Memorial Training Tunnel   | Army Guard | Gallagher               | 2           | 9,780            | 2          | 9,780            | 22                      | 22             | 22.1         |
| NG Moundsville                | Army Guard | Moundsville             | 4           | 38,442           | 4          | 38,442           | 6                       | 6              | 9.2          |
| NG Parkersburg                | Army Guard | Parkersburg             | 3           | 41,337           | 3          | 41,337           | 9                       | 9              | 11.1         |
| NG Point Pleasant             | Army Guard | Point Pleasant          | 6           | 68,877           | 6          | 68,877           | 16                      | 16             | 14.9         |
| NG Salem                      | Army Guard | Salem                   | 1           | 27,781           | 1          | 27,781           | 13                      | 13             | 6.1          |
| NG St Albans                  | Army Guard | St. Albans              | 2           | 41,853           | 2          | 41,853           | 13                      | 13             | 12.6         |
| NG Summersville               | Army Guard | Summersville            | 1           | 85,490           | 1          | 85,490           | 35                      | 35             | 21.0         |
| NG Welch                      | Army Guard | Welch                   | 1           | 26,845           | 1          | 26,845           | 6                       | 6              | 6.2          |
| NG Wheeling                   | Army Guard | Wheeling                | 3           | 59,127           | 3          | 59,127           | 0                       | 38             | 20.1         |
| Williamstown                  | Army Guard | Williamstown            | 8           | 106,812          | 8          | 106,812          | 0                       | 103            | 31.8         |
| <b>* OTHER SITE(S) : 15</b>   |            |                         | <b>14</b>   | <b>141,516</b>   | <b>21</b>  | <b>153,851</b>   | <b>81</b>               | <b>81</b>      | <b>36.9</b>  |
| <b>West Virginia Total:</b>   |            |                         | <b>193</b>  | <b>2,437,010</b> | <b>202</b> | <b>2,488,266</b> | <b>3,223</b>            | <b>5,026</b>   | <b>701.2</b> |

**Wisconsin**

|                         |            |                   |    |         |    |         |     |     |       |
|-------------------------|------------|-------------------|----|---------|----|---------|-----|-----|-------|
| Camp Williams Tomah MTA | Army Guard | Camp Douglas      | 49 | 477,884 | 49 | 477,884 | 114 | 114 | 114.6 |
| Madison MD              | Army Guard | Madison           | 3  | 190,687 | 3  | 190,687 | 36  | 36  | 49.9  |
| NG Appleton             | Army Guard | Appleton          | 3  | 52,040  | 3  | 52,040  | 13  | 13  | 11.7  |
| NG Ashland              | Army Guard | Ashland           | 2  | 30,221  | 2  | 30,221  | 9   | 9   | 5.6   |
| NG Beloit               | Army Guard | Beloit            | 2  | 43,824  | 2  | 43,824  | 13  | 13  | 9.1   |
| NG Black River Falls    | Army Guard | Black River Falls | 3  | 34,784  | 3  | 34,784  | 10  | 10  | 7.9   |
| NG Chippewa Falls       | Army Guard | Chippewa Falls    | 2  | 52,782  | 2  | 52,782  | 14  | 14  | 11.7  |
| NG Eau Claire           | Army Guard | Eau Claire        | 4  | 64,278  | 4  | 64,278  | 9   | 9   | 15.6  |
| NG Fort Atkinson        | Army Guard | Fort Atkinson     | 3  | 29,152  | 3  | 29,152  | 6   | 6   | 6.4   |
| NG Green Bay            | Army Guard | Green Bay         | 3  | 25,127  | 3  | 25,127  | 12  | 12  | 6.0   |
| NG Hayward              | Army Guard | Hayward           | 4  | 33,241  | 4  | 33,241  | 6   | 6   | 6.4   |
| NG Hayward OMS 12       | Army Guard | Hayward           | 1  | 20,539  | 1  | 20,539  | 8   | 8   | 7.1   |
| NG Kenosha OMS 6        | Army Guard | Kenosha           | 3  | 57,323  | 3  | 57,323  | 14  | 14  | 14.6  |
| NG Madison OMS 9        | Army Guard | Madison           | 5  | 132,467 | 5  | 132,467 | 14  | 14  | 26.8  |
| NG Madison TAGO/STARC   | Army Guard | Madison           | 2  | 291,681 | 2  | 291,681 | 16  | 16  | 37.4  |
| NG Marshfield           | Army Guard | Marshfield        | 2  | 45,551  | 2  | 45,551  | 10  | 10  | 10.8  |
| NG Medford              | Army Guard | Medford           | 4  | 29,263  | 4  | 29,263  | 5   | 5   | 5.3   |

\* All Locations that do not meet criteria of at least five (5) Acres AND at least \$5M PRV.

**State/Territories Army National Guard  
Base Structure Report - As of 30 Sept 2014**

| SITE                            | COMPONENT  | NAME<br>NEAREST<br>CITY | BUILDINGS     |                    |               |                    | STATE<br>OWNED<br>ACRES | TOTAL<br>ACRES   | PRV (\$M)       |
|---------------------------------|------------|-------------------------|---------------|--------------------|---------------|--------------------|-------------------------|------------------|-----------------|
|                                 |            |                         | STATE OWNED   |                    | TOTAL         |                    |                         |                  |                 |
|                                 |            |                         | COUNT         | SQFT               | COUNT         | SQFT               |                         |                  |                 |
| NG Milwaukee OMS 3              | Army Guard | Milwaukee               | 6             | 174,786            | 6             | 174,786            | 10                      | 10               | 42.1            |
| NG New Richmond                 | Army Guard | New Richmond            | 2             | 27,953             | 2             | 27,953             | 19                      | 19               | 6.2             |
| NG Oconomowoc                   | Army Guard | Oconomowoc              | 2             | 36,380             | 2             | 36,380             | 5                       | 5                | 9.0             |
| NG Onalaska                     | Army Guard | Onalaska                | 3             | 59,515             | 3             | 59,515             | 15                      | 15               | 12.7            |
| NG Oshkosh & FMS                | Army Guard | Oshkosh                 | 3             | 54,494             | 3             | 54,494             | 35                      | 35               | 14.2            |
| NG Richland Center              | Army Guard | Richland Center         | 2             | 24,136             | 2             | 24,136             | 8                       | 8                | 5.9             |
| NG Superior                     | Army Guard | Superior                | 4             | 46,868             | 4             | 46,868             | 7                       | 7                | 7.9             |
| NG Sussex OMS 5                 | Army Guard | Sussex                  | 3             | 52,825             | 3             | 52,825             | 15                      | 15               | 14.5            |
| NG Tomah                        | Army Guard | Tomah                   | 3             | 25,124             | 3             | 25,124             | 7                       | 7                | 5.8             |
| NG West Bend AASF 1 & Armory    | Army Guard | West Bend               | 5             | 116,287            | 5             | 116,287            | 40                      | 40               | 37.8            |
| NG Whitewater OMS 8             | Army Guard | Whitewater              | 4             | 56,907             | 4             | 56,907             | 10                      | 10               | 15.8            |
| NG WI Rapids OMS 14             | Army Guard | Wisconsin Rapids        | 5             | 47,099             | 5             | 47,099             | 5                       | 5                | 11.5            |
| <b>* OTHER SITE(S) : 43</b>     |            |                         | <b>84</b>     | <b>814,399</b>     | <b>84</b>     | <b>814,399</b>     | <b>267</b>              | <b>268</b>       | <b>181.3</b>    |
| <b>Wisconsin Total:</b>         |            |                         | <b>221</b>    | <b>3,147,617</b>   | <b>221</b>    | <b>3,147,617</b>   | <b>751</b>              | <b>752</b>       | <b>711.5</b>    |
| <b>Wyoming</b>                  |            |                         |               |                    |               |                    |                         |                  |                 |
| Laramie Complex                 | Army Guard | Laramie                 | 2             | 38,072             | 2             | 38,072             | 0                       | 50               | 11.5            |
| MTCH Camp Guernsey              | Army Guard | Guernsey                | 146           | 556,761            | 146           | 556,761            | 65,185                  | 74,037           | 257.3           |
| NG Casper                       | Army Guard | Casper                  | 2             | 41,577             | 2             | 41,577             | 33                      | 33               | 10.9            |
| NG Cheyenne                     | Army Guard | Cheyenne                | 4             | 124,385            | 4             | 124,385            | 19                      | 19               | 27.5            |
| NG Cheyenne MAP                 | Army Guard | Cheyenne                | 3             | 48,644             | 3             | 48,644             | 34                      | 34               | 10.2            |
| NG Douglas                      | Army Guard | Douglas                 | 1             | 23,015             | 1             | 23,015             | 8                       | 8                | 5.4             |
| NG Laramie                      | Army Guard | Laramie                 | 3             | 32,371             | 3             | 32,371             | 11                      | 11               | 8.0             |
| NG Lovell                       | Army Guard | Lovell                  | 3             | 27,049             | 3             | 27,049             | 5                       | 5                | 5.8             |
| NG Sheridan                     | Army Guard | Sheridan                | 2             | 25,697             | 2             | 25,697             | 9                       | 9                | 6.6             |
| NG Torrington                   | Army Guard | Torrington              | 2             | 55,931             | 2             | 55,931             | 5                       | 5                | 10.5            |
| <b>* OTHER SITE(S) : 13</b>     |            |                         | <b>15</b>     | <b>154,442</b>     | <b>15</b>     | <b>154,442</b>     | <b>119</b>              | <b>119</b>       | <b>36.1</b>     |
| <b>Wyoming Total:</b>           |            |                         | <b>183</b>    | <b>1,127,944</b>   | <b>183</b>    | <b>1,127,944</b>   | <b>65,428</b>           | <b>74,329</b>    | <b>389.8</b>    |
| <b>US/US Territories Total:</b> |            |                         | <b>13,402</b> | <b>109,895,569</b> | <b>13,736</b> | <b>111,521,891</b> | <b>607,326</b>          | <b>1,197,970</b> | <b>29,494.4</b> |

\* All Locations that do not meet criteria of at least five (5) Acres AND at least \$5M PRV.

| STATE / COUNTRY | BASE NAME                     | ACTIVE DUTY |      |              |           |                   | NATIONAL GUARD / RESERVE |              |              |                      |                    |                   |               | CIVILIAN | ACTIVE DUTY, RESERVE AND CIVILIAN GRAND TOTAL |
|-----------------|-------------------------------|-------------|------|--------------|-----------|-------------------|--------------------------|--------------|--------------|----------------------|--------------------|-------------------|---------------|----------|---|
|                 |                               | ARMY        | NAVY | MARINE CORPS | AIR FORCE | ACTIVE DUTY TOTAL | ARMY NATIONAL GUARD      | ARMY RESERVE | NAVY RESERVE | MARINE CORPS RESERVE | AIR NATIONAL GUARD | AIR FORCE RESERVE | RESERVE TOTAL |          |   |
| ALABAMA         | ANNISTON ARMY DEPOT           | 8           | 0    | 0            | 0         | 8                 | 0                        | 288          | 0            | 0                    | 0                  | 0                 | 288           | 3,452    | 3,748   |
| ALABAMA         | BIRMINGHAM MAP AGS            | 0           | 0    | 0            | 0         | 0                 | 581                      | 39           | 0            | 0                    | 959                | 0                 | 1,579         | 222      | 1,801   |
| ALABAMA         | BIRMINGHAM SUPPORT            | 0           | 0    | 0            | 0         | 0                 | 0                        | 0            | 0            | 0                    | 0                  | 0                 | 0             | 1        | 1   |
| ALABAMA         | DOTHAN AG                     | 0           | 0    | 0            | 2         | 2                 | 128                      | 0            | 0            | 0                    | 0                  | 0                 | 128           | 0        | 130   |
| ALABAMA         | ENDIST MOBILE AL              | 0           | 0    | 0            | 0         | 0                 | 0                        | 0            | 0            | 0                    | 0                  | 0                 | 0             | 101      | 101   |
| ALABAMA         | FORT MCCLELLAN                | 46          | 0    | 0            | 0         | 46                | 472                      | 53           | 0            | 0                    | 0                  | 0                 | 525           | 36       | 607   |
| ALABAMA         | FORT RUCKER                   | 3,673       | 4    | 0            | 126       | 3,803             | 379                      | 180          | 0            | 0                    | 0                  | 0                 | 559           | 3,288    | 7,650   |
| ALABAMA         | FT GEORGE WALLACE MONTGOMERY  | 0           | 0    | 0            | 0         | 0                 | 0                        | 0            | 0            | 0                    | 0                  | 0                 | 0             | 346      | 346   |
| ALABAMA         | HALL AGS                      | 29          | 0    | 0            | 0         | 29                | 0                        | 0            | 0            | 0                    | 177                | 0                 | 177           | 15       | 221   |
| ALABAMA         | HAMILTON                      | 0           | 0    | 0            | 0         | 0                 | 0                        | 0            | 0            | 0                    | 0                  | 0                 | 0             | 19       | 19  |
| ALABAMA         | MARTIN ANGS                   | 0           | 0    | 0            | 0         | 0                 | 0                        | 0            | 0            | 0                    | 0                  | 0                 | 0             | 20       | 20  |
| ALABAMA         | MAXWELL AFB (INCL. GUNTER)    | 57          | 55   | 19           | 2,463     | 2,594             | 20                       | 251          | 2            | 1                    | 1,191              | 1,251             | 2,716         | 3,174    | 8,484   |
| ALABAMA         | MOBILE NAVSTA                 | 0           | 0    | 15           | 0         | 15                | 0                        | 76           | 0            | 223                  | 0                  | 0                 | 299           | 0        | 314   |
| ALABAMA         | NAVMARCORESCEN MOBILE         | 0           | 3    | 0            | 0         | 3                 | 118                      | 0            | 0            | 0                    | 0                  | 0                 | 118           | 7        | 128   |
| ALABAMA         | REDSTONE ARSENAL              | 600         | 6    | 13           | 2         | 621               | 67                       | 489          | 0            | 117                  | 0                  | 0                 | 673           | 15,460   | 16,754  |
| ALABAMA         | USCG DAUPHINE ISLAND          | 0           | 0    | 0            | 0         | 0                 | 0                        | 0            | 0            | 0                    | 0                  | 0                 | 0             | 0        | 0   |
| ALABAMA         | WRIGHT USARC MOBILE           | 0           | 0    | 0            | 0         | 0                 | 511                      | 240          | 0            | 0                    | 0                  | 0                 | 751           | 5        | 756   |
| ALABAMA         | OTHER                         | 385         | 30   | 107          | 250       | 772               | 8,540                    | 3,569        | 323          | 319                  | 31                 | 1                 | 12,783        | 496      | 14,051  |
| ALASKA          | CAPE ROMANZO AFS              | 0           | 0    | 0            | 0         | 0                 | 5                        | 0            | 0            | 0                    | 0                  | 0                 | 5             | 0        | 5   |
| ALASKA          | EIELSON AFB                   | 0           | 0    | 0            | 1,825     | 1,825             | 198                      | 0            | 0            | 0                    | 614                | 4                 | 816           | 600      | 3,241   |
| ALASKA          | ELMENDORF AFB                 | 84          | 0    | 7            | 5,483     | 5,574             | 16                       | 0            | 0            | 49                   | 1,418              | 397               | 1,880         | 2,779    | 10,233  |
| ALASKA          | ENDIST ALASKA ANCHORAGE       | 0           | 0    | 0            | 0         | 0                 | 0                        | 0            | 0            | 0                    | 0                  | 0                 | 0             | 23       | 23  |
| ALASKA          | FORT JONATHAN WAINWRIGHT      | 5,888       | 0    | 0            | 38        | 5,926             | 0                        | 101          | 0            | 0                    | 0                  | 0                 | 101           | 1,072    | 7,099   |
| ALASKA          | FORT RICHARDSON               | 5,905       | 1    | 0            | 1         | 5,907             | 1,068                    | 306          | 71           | 0                    | 30                 | 0                 | 1,475         | 1,729    | 9,111   |
| ALASKA          | KENAI ARPT                    | 0           | 0    | 0            | 0         | 0                 | 41                       | 0            | 0            | 0                    | 0                  | 0                 | 41            | 4        | 45  |
| ALASKA          | USCG ANCHORAGE                | 3           | 1    | 0            | 11        | 15                | 0                        | 0            | 0            | 0                    | 0                  | 1                 | 1             | 0        | 16  |
| ALASKA          | USCG JUNEAU                   | 0           | 0    | 0            | 0         | 0                 | 0                        | 0            | 0            | 0                    | 0                  | 0                 | 0             | 0        | 0   |
| ALASKA          | USCG KETCHIKAN                | 0           | 0    | 0            | 0         | 0                 | 30                       | 0            | 0            | 0                    | 0                  | 0                 | 30            | 0        | 30  |
| ALASKA          | USCG KODIAK                   | 0           | 38   | 0            | 0         | 38                | 23                       | 0            | 0            | 0                    | 0                  | 0                 | 23            | 0        | 61  |
| ALASKA          | USCG SITKA                    | 0           | 0    | 0            | 0         | 0                 | 2                        | 0            | 0            | 0                    | 0                  | 0                 | 2             | 0        | 2   |
| ALASKA          | USCG VALDEZ                   | 0           | 0    | 0            | 0         | 0                 | 4                        | 0            | 0            | 0                    | 0                  | 0                 | 4             | 0        | 4   |
| ALASKA          | OTHER                         | 44          | 24   | 0            | 1         | 69                | 519                      | 0            | 2            | 0                    | 0                  | 0                 | 521           | 96       | 686   |
| ARIZONA         | COOLIDGE/FLORENCE ARPT        | 0           | 0    | 0            | 0         | 0                 | 0                        | 0            | 0            | 0                    | 0                  | 0                 | 0             | 1        | 1   |
| ARIZONA         | DAVIS-MONTHAN AFB             | 50          | 2    | 0            | 5,997     | 6,049             | 0                        | 0            | 0            | 0                    | 184                | 926               | 1,110         | 2,172    | 9,331   |
| ARIZONA         | FORT HUACHUCA                 | 4,037       | 6    | 77           | 21        | 4,141             | 0                        | 139          | 0            | 6                    | 0                  | 0                 | 145           | 3,208    | 7,494   |
| ARIZONA         | LUKE AFB                      | 1           | 8    | 14           | 3,280     | 3,303             | 0                        | 0            | 583          | 398                  | 1                  | 781               | 1,763         | 1,491    | 6,557   |
| ARIZONA         | NAVAJO ARMY DEPOT ACT         | 0           | 0    | 0            | 0         | 0                 | 395                      | 0            | 0            | 0                    | 0                  | 0                 | 395           | 9        | 404   |
| ARIZONA         | PHOENIX AGS                   | 0           | 0    | 0            | 0         | 0                 | 0                        | 50           | 0            | 0                    | 861                | 0                 | 911           | 393      | 1,304   |
| ARIZONA         | PHOENIX ARNG                  | 3           | 0    | 0            | 0         | 3                 | 1,705                    | 473          | 0            | 0                    | 46                 | 0                 | 2,224         | 491      | 2,718   |
| ARIZONA         | TUCSON IAP AGS                | 1           | 4    | 0            | 26        | 31                | 268                      | 0            | 0            | 0                    | 1,456              | 14                | 1,738         | 682      | 2,451   |
| ARIZONA         | WILLIAMS AFB                  | 0           | 0    | 0            | 1         | 1                 | 0                        | 606          | 0            | 0                    | 0                  | 0                 | 606           | 63       | 670   |
| ARIZONA         | YUMA MCAS                     | 27          | 149  | 3,532        | 19        | 3,727             | 45                       | 0            | 0            | 25                   | 0                  | 0                 | 70            | 551      | 4,348   |
| ARIZONA         | YUMA PROVING GROUND           | 106         | 4    | 0            | 0         | 110               | 0                        | 1            | 0            | 0                    | 0                  | 0                 | 1             | 1,207    | 1,318   |
| ARIZONA         | OTHER                         | 341         | 190  | 118          | 77        | 726               | 2,682                    | 2,130        | 263          | 170                  | 0                  | 13                | 5,258         | 829      | 6,813   |
| ARKANSAS        | ENDIST LITTLE ROCK AR         | 5           | 0    | 0            | 0         | 5                 | 0                        | 0            | 0            | 0                    | 0                  | 0                 | 0             | 864      | 869   |
| ARKANSAS        | FORT SMITH MAP AGS            | 28          | 0    | 0            | 2         | 30                | 0                        | 0            | 0            | 0                    | 904                | 0                 | 904           | 216      | 1,150   |
| ARKANSAS        | HOT SPRINGS MEM FLD           | 0           | 0    | 0            | 1         | 1                 | 0                        | 0            | 0            | 0                    | 0                  | 0                 | 0             | 0        | 1   |
| ARKANSAS        | IRA EAKER (BLYTHEVILLE) AFB   | 0           | 0    | 0            | 0         | 0                 | 80                       | 0            | 0            | 0                    | 0                  | 0                 | 80            | 0        | 80  |
| ARKANSAS        | LITTLE ROCK AFB               | 37          | 6    | 121          | 4,679     | 4,843             | 0                        | 118          | 0            | 10                   | 882                | 596               | 1,606         | 1,177    | 7,626   |
| ARKANSAS        | MTA CAMP ROBINSON             | 1           | 1    | 11           | 0         | 13                | 1,830                    | 973          | 183          | 180                  | 50                 | 0                 | 3,216         | 457      | 3,686   |
| ARKANSAS        | PINE BLUFF ARSENAL            | 6           | 0    | 0            | 1         | 7                 | 143                      | 32           | 0            | 0                    | 0                  | 0                 | 175           | 792      | 974   |
| ARKANSAS        | OTHER                         | 43          | 0    | 0            | 12        | 55                | 5,333                    | 1,045        | 1            | 0                    | 0                  | 0                 | 6,379         | 225      | 6,659   |
| CALIFORNIA      | *29 PALMS MC AIR/GRD CMBT CTR | 10          | 612  | 10,222       | 1         | 10,845            | 0                        | 0            | 0            | 163                  | 0                  | 0                 | 163           | 841      | 11,849  |
| CALIFORNIA      | AF PLANT 19                   | 6           | 0    | 0            | 0         | 6                 | 0                        | 0            | 0            | 0                    | 0                  | 0                 | 0             | 33       | 39  |
| CALIFORNIA      | ALAMEDA NAS                   | 1           | 17   | 15           | 0         | 33                | 0                        | 0            | 586          | 128                  | 0                  | 0                 | 714           | 2        | 749   |
| CALIFORNIA      | BARSTOW MCLB                  | 0           | 2    | 80           | 0         | 82                | 0                        | 0            | 0            | 0                    | 0                  | 0                 | 0             | 1,214    | 1,296   |
| CALIFORNIA      | BEALE AFB                     | 2           | 0    | 0            | 4,626     | 4,628             | 0                        | 0            | 0            | 0                    | 199                | 824               | 1,023         | 1,000    | 6,651   |
| CALIFORNIA      | CAMP PARKS                    | 30          | 0    | 0            | 0         | 30                | 184                      | 1,446        | 0            | 20                   | 0                  | 0                 | 1,650         | 89       | 1,769   |

| STATE / COUNTRY | BASE NAME                      | ACTIVE DUTY |        |              |           |                   | NATIONAL GUARD / RESERVE |              |              |                      |                    |                   |               | CIVILIAN | ACTIVE DUTY, RESERVE AND CIVILIAN GRAND TOTAL |
|-----------------|--------------------------------|-------------|--------|--------------|-----------|-------------------|--------------------------|--------------|--------------|----------------------|--------------------|-------------------|---------------|----------|---|
|                 |                                | ARMY        | NAVY   | MARINE CORPS | AIR FORCE | ACTIVE DUTY TOTAL | ARMY NATIONAL GUARD      | ARMY RESERVE | NAVY RESERVE | MARINE CORPS RESERVE | AIR NATIONAL GUARD | AIR FORCE RESERVE | RESERVE TOTAL |          |   |
| CALIFORNIA      | CAMP PENDLETON                 | 15          | 4,458  | 36,530       | 5         | 41,008            | 0                        | 0            | 40           | 1,322                | 0                  | 0                 | 1,362         | 5,050    | 47,420  |
| CALIFORNIA      | CAMP ROBERTS                   | 109         | 0      | 0            | 0         | 109               | 252                      | 0            | 0            | 0                    | 0                  | 0                 | 252           | 64       | 425   |
| CALIFORNIA      | CHINA LAKE NAVWEAPCEN          | 1           | 537    | 58           | 1         | 597               | 0                        | 0            | 2            | 0                    | 0                  | 0                 | 2             | 4,074    | 4,673   |
| CALIFORNIA      | CONCORD NAVWEAPSTA             | 0           | 3      | 0            | 0         | 3                 | 0                        | 396          | 0            | 0                    | 0                  | 0                 | 396           | 74       | 473   |
| CALIFORNIA      | CORONADO NAV AMPHIB BASE       | 18          | 10,223 | 149          | 2         | 10,392            | 0                        | 0            | 338          | 2                    | 0                  | 0                 | 340           | 6,927    | 17,659  |
| CALIFORNIA      | COSTA MESA ANG STA             | 0           | 0      | 0            | 0         | 0                 | 0                        | 70           | 0            | 0                    | 76                 | 0                 | 146           | 6        | 152   |
| CALIFORNIA      | DEF DISTRIBUTION CTR-SAN JOAQU | 7           | 5      | 0            | 0         | 12                | 0                        | 0            | 0            | 0                    | 0                  | 0                 | 0             | 1,430    | 1,442   |
| CALIFORNIA      | DOD CENTER MONTEREY/FORT ORD   | 13          | 0      | 0            | 0         | 13                | 77                       | 0            | 0            | 1                    | 0                  | 0                 | 78            | 355      | 446   |
| CALIFORNIA      | EDWARDS AFB                    | 4           | 2      | 71           | 1,915     | 1,992             | 73                       | 0            | 0            | 0                    | 73                 | 146               | 4,141         | 6,279    |   |
| CALIFORNIA      | EL CENTRO NAF                  | 0           | 196    | 0            | 1         | 197               | 109                      | 0            | 0            | 0                    | 0                  | 109               | 203           | 509      |   |
| CALIFORNIA      | EL TORO MCAS                   | 0           | 3      | 0            | 0         | 3                 | 130                      | 0            | 0            | 0                    | 0                  | 130               | 0             | 133      |   |
| CALIFORNIA      | ENDIST LOS ANGELES CA          | 0           | 0      | 0            | 0         | 0                 | 0                        | 0            | 0            | 0                    | 0                  | 0                 | 1,055         | 1,055    |   |
| CALIFORNIA      | ENDIST SACRAMENTO CA           | 14          | 0      | 0            | 0         | 14                | 0                        | 0            | 0            | 0                    | 0                  | 0                 | 1,406         | 1,420    |   |
| CALIFORNIA      | ENDIST SAN FRANCISCO CA        | 0           | 0      | 0            | 0         | 0                 | 0                        | 0            | 0            | 0                    | 0                  | 0                 | 299           | 299      |   |
| CALIFORNIA      | FLEET ASW TRNG CTR PACIFIC     | 0           | 1,299  | 1            | 0         | 1,300             | 0                        | 0            | 85           | 0                    | 0                  | 85                | 213           | 1,598    |   |
| CALIFORNIA      | FORT HUNTER-LIGGETT            | 4           | 0      | 0            | 0         | 4                 | 0                        | 217          | 0            | 0                    | 0                  | 217               | 297           | 518      |   |
| CALIFORNIA      | FORT IRWIN                     | 4,080       | 2      | 0            | 32        | 4,114             | 101                      | 4            | 0            | 0                    | 0                  | 105               | 1,616         | 5,835    |   |
| CALIFORNIA      | FORT MACARTHUR                 | 0           | 0      | 0            | 1         | 1                 | 99                       | 0            | 559          | 1                    | 1                  | 660               | 51            | 712      |   |
| CALIFORNIA      | FRESNO AIR TERM AGS            | 0           | 1      | 0            | 0         | 1                 | 810                      | 0            | 0            | 0                    | 1,004              | 1,814             | 448           | 2,263    |   |
| CALIFORNIA      | GEORGE AFB (INCL. NORTON)      | 0           | 0      | 0            | 1         | 1                 | 0                        | 32           | 0            | 0                    | 0                  | 32                | 0             | 33       |   |
| CALIFORNIA      | HAMILTON FIELD                 | 0           | 0      | 0            | 0         | 0                 | 0                        | 0            | 0            | 0                    | 0                  | 0                 | 0             | 0        |   |
| CALIFORNIA      | LEMOORE NAS                    | 8           | 3,288  | 57           | 4         | 3,357             | 0                        | 0            | 356          | 147                  | 0                  | 503               | 1,046         | 4,906    |   |
| CALIFORNIA      | LOS ALAMITOS AFRC              | 22          | 0      | 0            | 0         | 22                | 1,233                    | 1,032        | 1            | 0                    | 0                  | 2,266             | 39            | 2,327    |   |
| CALIFORNIA      | LOS ANGELES AFB                | 66          | 159    | 12           | 1,007     | 1,244             | 0                        | 29           | 37           | 0                    | 128                | 194               | 1,566         | 3,004    |   |
| CALIFORNIA      | MARCH AFB                      | 0           | 14     | 9            | 221       | 244               | 488                      | 1,363        | 427          | 0                    | 940                | 3,691             | 6,909         | 1,004    | 8,157   |
| CALIFORNIA      | MARE ISLAND NAV SHIPYD         | 0           | 0      | 0            | 0         | 0                 | 0                        | 662          | 0            | 0                    | 0                  | 662               | 0             | 662      |   |
| CALIFORNIA      | MATHER AFB                     | 0           | 0      | 0            | 0         | 0                 | 147                      | 0            | 0            | 0                    | 0                  | 147               | 0             | 147      |   |
| CALIFORNIA      | MCAS MIRAMAR                   | 13          | 425    | 9,074        | 101       | 9,613             | 0                        | 0            | 1,326        | 750                  | 0                  | 2,076             | 788           | 12,477   |   |
| CALIFORNIA      | MCCLELLAN AFB                  | 0           | 0      | 0            | 26        | 26                | 0                        | 0            | 0            | 0                    | 0                  | 0                 | 428           | 454      |   |
| CALIFORNIA      | MOFFETT FIELD NAS/ANG          | 2           | 0      | 37           | 42        | 42                | 133                      | 0            | 0            | 384                  | 878                | 1,395             | 1,374         | 2,811    |   |
| CALIFORNIA      | N.HIGHLANDS AGS                | 0           | 0      | 0            | 0         | 0                 | 0                        | 0            | 0            | 0                    | 118                | 118               | 29            | 147      |   |
| CALIFORNIA      | NAVAL HOSPITAL LONG BEACH      | 0           | 0      | 0            | 0         | 0                 | 0                        | 0            | 40           | 0                    | 0                  | 40                | 0             | 40       |   |
| CALIFORNIA      | NAVAL MEDICAL CTR SAN DIEGO    | 26          | 3,811  | 52           | 1         | 3,890             | 0                        | 0            | 10           | 0                    | 0                  | 10                | 2,012         | 5,912    |   |
| CALIFORNIA      | NAVAL POSTGRADUATE SCH         | 7           | 808    | 0            | 10        | 825               | 0                        | 0            | 23           | 0                    | 0                  | 23                | 1,681         | 2,529    |   |
| CALIFORNIA      | NAVAL STATION LONG BEACH       | 0           | 0      | 0            | 0         | 0                 | 587                      | 0            | 1            | 0                    | 0                  | 588               | 3             | 591      |   |
| CALIFORNIA      | NORTH ISLAND NAS               | 0           | 6,924  | 96           | 1         | 7,021             | 0                        | 0            | 2,099        | 1                    | 0                  | 2,100             | 1,106         | 10,227   |   |
| CALIFORNIA      | NORTH ISLAND NV AVIATION DEPOT | 0           | 0      | 0            | 0         | 0                 | 0                        | 0            | 0            | 0                    | 0                  | 0                 | 2,378         | 2,378    |   |
| CALIFORNIA      | NORWALK DEF FUEL SPT PT        | 0           | 0      | 0            | 0         | 0                 | 0                        | 0            | 0            | 0                    | 0                  | 0                 | 1             | 1        |   |
| CALIFORNIA      | OAKLAND USAR CENTER            | 0           | 0      | 0            | 0         | 0                 | 0                        | 0            | 0            | 0                    | 0                  | 0                 | 19            | 19       |   |
| CALIFORNIA      | ONIZUKA AFB                    | 2           | 0      | 0            | 9         | 11                | 0                        | 0            | 0            | 0                    | 2                  | 2                 | 168           | 181      |   |
| CALIFORNIA      | PORT HUENEME NCBC              | 5           | 1,180  | 19           | 111       | 1,315             | 0                        | 164          | 1,099        | 130                  | 0                  | 1,393             | 3,617         | 6,325    |   |
| CALIFORNIA      | PRESIDIO OF MONTEREY           | 1,679       | 510    | 597          | 1,741     | 4,527             | 0                        | 2            | 0            | 1                    | 0                  | 4                 | 2,622         | 7,153    |   |
| CALIFORNIA      | PRESIDIO OF SAN FRANCISCO      | 0           | 0      | 0            | 0         | 0                 | 0                        | 0            | 0            | 0                    | 0                  | 0                 | 26            | 26       |   |
| CALIFORNIA      | PT MUGU NAS                    | 0           | 778    | 0            | 0         | 778               | 0                        | 0            | 255          | 0                    | 0                  | 255               | 1,669         | 2,702    |   |
| CALIFORNIA      | SACRAMENTO ARMY DEPOT          | 285         | 0      | 0            | 0         | 285               | 0                        | 0            | 0            | 0                    | 0                  | 0                 | 0             | 285      |   |
| CALIFORNIA      | SAN DIEGO MC RECRUIT DEPOT     | 0           | 130    | 5,808        | 0         | 5,938             | 0                        | 0            | 0            | 794                  | 0                  | 794               | 400           | 7,132    |   |
| CALIFORNIA      | SAN DIEGO NAVSTA               | 1           | 18,293 | 22           | 0         | 18,316            | 0                        | 0            | 136          | 0                    | 0                  | 136               | 6,902         | 25,354   |   |
| CALIFORNIA      | SAN DIEGO NAVSUBBASE           | 0           | 1,716  | 44           | 0         | 1,760             | 0                        | 0            | 20           | 0                    | 0                  | 20                | 4,429         | 6,209    |   |
| CALIFORNIA      | SAN DIEGO NSC                  | 32          | 239    | 0            | 0         | 271               | 0                        | 1            | 67           | 0                    | 0                  | 68                | 1,327         | 1,666    |   |
| CALIFORNIA      | SAN DIEGO NTC                  | 0           | 5      | 0            | 0         | 5                 | 0                        | 0            | 0            | 0                    | 0                  | 0                 | 0             | 5        |   |
| CALIFORNIA      | SAN PEDRO COAST GUARD          | 0           | 0      | 0            | 0         | 0                 | 0                        | 0            | 0            | 0                    | 0                  | 0                 | 0             | 0        |   |
| CALIFORNIA      | SEAL BEACH NAVWEAPSTA          | 0           | 139    | 39           | 3         | 181               | 0                        | 1            | 57           | 502                  | 0                  | 560               | 359           | 1,100    |   |
| CALIFORNIA      | SHARPE ARMY DEPOT              | 0           | 0      | 13           | 0         | 13                | 0                        | 0            | 1            | 114                  | 0                  | 116               | 88            | 217      |   |
| CALIFORNIA      | SIERRA ARMY DEPOT              | 1           | 0      | 0            | 0         | 1                 | 0                        | 0            | 0            | 0                    | 0                  | 0                 | 1,228         | 1,229    |   |
| CALIFORNIA      | TRAVIS AFB                     | 23          | 184    | 0            | 6,140     | 6,347             | 9                        | 0            | 0            | 0                    | 1                  | 3,079             | 3,089         | 2,369    | 11,805  |
| CALIFORNIA      | TREASURE ISLAND NAVSTA         | 0           | 0      | 0            | 0         | 0                 | 0                        | 0            | 0            | 0                    | 0                  | 0                 | 0             | 0        |   |
| CALIFORNIA      | USCG TRACEN PETALUMA           | 0           | 1      | 0            | 1         | 2                 | 113                      | 0            | 0            | 0                    | 0                  | 113               | 0             | 115      |   |
| CALIFORNIA      | USMC MOUNTAIN WARFARE TRNG CT  | 0           | 27     | 195          | 0         | 222               | 0                        | 0            | 0            | 0                    | 0                  | 0                 | 16            | 238      |   |

| STATE / COUNTRY      | BASE NAME                      | ACTIVE DUTY |        |              |           |                   | NATIONAL GUARD / RESERVE |              |              |                      |                    |                   |               | CIVILIAN | ACTIVE DUTY, RESERVE AND CIVILIAN GRAND TOTAL |       |
|----------------------|--------------------------------|-------------|--------|--------------|-----------|-------------------|--------------------------|--------------|--------------|----------------------|--------------------|-------------------|---------------|----------|---|-------|
|                      |                                | ARMY        | NAVY   | MARINE CORPS | AIR FORCE | ACTIVE DUTY TOTAL | ARMY NATIONAL GUARD      | ARMY RESERVE | NAVY RESERVE | MARINE CORPS RESERVE | AIR NATIONAL GUARD | AIR FORCE RESERVE | RESERVE TOTAL |          |   |       |
| CALIFORNIA           | VANDENBERG AFB                 | 19          | 22     | 4            | 2,606     | 2,651             | 68                       | 2            | 0            | 0                    | 0                  | 130               | 201           | 401      | 1,533   | 4,585 |
| CALIFORNIA           | OTHER                          | 1,078       | 13,757 | 702          | 332       | 15,869            | 11,039                   | 10,501       | 1,154        | 1,719                | 1,223              | 20                | 25,656        | 5,159    | 46,684  |       |
| COLORADO             | BUCKLEY AFB                    | 297         | 289    | 81           | 1,561     | 2,228             | 767                      | 0            | 662          | 457                  | 1,168              | 396               | 3,450         | 1,108    | 6,786   |       |
| COLORADO             | DFAS DENVER CENTER             | 0           | 0      | 0            | 0         | 0                 | 0                        | 0            | 0            | 0                    | 0                  | 0                 | 0             | 140      | 140   |       |
| COLORADO             | FITZSIMONS ARMY MED CTR        | 0           | 0      | 0            | 0         | 0                 | 0                        | 973          | 0            | 0                    | 0                  | 0                 | 973           | 0        | 973   |       |
| COLORADO             | FORT CARSON                    | 26,593      | 13     | 11           | 177       | 26,794            | 632                      | 2,535        | 499          | 99                   | 0                  | 1                 | 3,766         | 4,827    | 35,387  |       |
| COLORADO             | FORT COLLINS                   | 6           | 0      | 0            | 8         | 14                | 0                        | 0            | 0            | 0                    | 0                  | 0                 | 0             | 78       | 92  |       |
| COLORADO             | LAMAR COMMFAC ANNEX            | 0           | 0      | 0            | 0         | 0                 | 0                        | 0            | 0            | 0                    | 0                  | 0                 | 0             | 26       | 26  |       |
| COLORADO             | LOWRY AFB                      | 0           | 0      | 0            | 58        | 58                | 217                      | 0            | 0            | 0                    | 116                | 0                 | 333           | 88       | 479   |       |
| COLORADO             | PETERSON AFB                   | 340         | 178    | 37           | 3,338     | 3,893             | 610                      | 211          | 8            | 0                    | 66                 | 1,796             | 2,691         | 3,817    | 10,401  |       |
| COLORADO             | PUEBLO ARMY DEPOT ACT          | 3           | 0      | 0            | 0         | 3                 | 0                        | 0            | 0            | 0                    | 0                  | 0                 | 0             | 381      | 384   |       |
| COLORADO             | SCHRIEVER AFB                  | 182         | 12     | 1            | 1,480     | 1,675             | 0                        | 12           | 0            | 0                    | 566                | 578               | 630           | 2,883    |   |       |
| COLORADO             | USAF ACADEMY                   | 0           | 10     | 1            | 2,031     | 2,042             | 0                        | 0            | 0            | 0                    | 124                | 124               | 1,915         | 4,081    |   |       |
| COLORADO             | OTHER                          | 406         | 167    | 104          | 209       | 886               | 2,314                    | 1,464        | 30           | 0                    | 308                | 17                | 4,133         | 1,288    | 6,307   |       |
| CONNECTICUT          | BRADLEY IAP-AGS                | 0           | 0      | 0            | 1         | 1                 | 333                      | 0            | 0            | 0                    | 947                | 0                 | 1,280         | 385      | 1,666   |       |
| CONNECTICUT          | COAST GUARD ACADEMY            | 0           | 0      | 0            | 0         | 0                 | 0                        | 0            | 0            | 0                    | 0                  | 0                 | 0             | 0        | 0   |       |
| CONNECTICUT          | FORT NATHAN HALE               | 0           | 0      | 12           | 0         | 12                | 256                      | 0            | 200          | 88                   | 0                  | 0                 | 544           | 0        | 556   |       |
| CONNECTICUT          | NAV WPNS INDUS RSV PLANT       | 0           | 0      | 0            | 0         | 0                 | 0                        | 0            | 0            | 0                    | 0                  | 0                 | 0             | 11       | 11  |       |
| CONNECTICUT          | NEW LONDON NAVSUBBASE          | 9           | 4,987  | 0            | 0         | 4,996             | 568                      | 0            | 53           | 0                    | 0                  | 0                 | 621           | 1,470    | 7,087   |       |
| CONNECTICUT          | ORANGE AGS                     | 0           | 0      | 0            | 0         | 0                 | 0                        | 0            | 0            | 0                    | 187                | 0                 | 187           | 32       | 219   |       |
| CONNECTICUT          | STRATFORD ADM                  | 0           | 0      | 0            | 0         | 0                 | 0                        | 0            | 0            | 0                    | 0                  | 0                 | 0             | 1        | 1   |       |
| CONNECTICUT          | STRATFORD ARMY ENGINE PLANT    | 0           | 0      | 0            | 0         | 0                 | 0                        | 0            | 0            | 0                    | 0                  | 0                 | 0             | 152      | 152   |       |
| CONNECTICUT          | OTHER                          | 94          | 837    | 15           | 27        | 973               | 2,468                    | 1,288        | 97           | 170                  | 36                 | 4                 | 4,063         | 924      | 5,960   |       |
| DELAWARE             | DOVER AFB                      | 14          | 18     | 0            | 3,323     | 3,355             | 366                      | 11           | 0            | 0                    | 1,180              | 1,643             | 3,200         | 1,629    | 8,184   |       |
| DELAWARE             | LEWES NAVFAC                   | 0           | 0      | 0            | 0         | 0                 | 0                        | 101          | 0            | 0                    | 0                  | 0                 | 101           | 0        | 101   |       |
| DELAWARE             | OTHER                          | 37          | 1      | 11           | 7         | 56                | 1,242                    | 428          | 103          | 175                  | 0                  | 1                 | 1,949         | 130      | 2,135   |       |
| DISTRICT OF COLUMBIA | ARMY ATTACHE DEPT OF STATE     | 29          | 24     | 12           | 21        | 86                | 0                        | 0            | 1            | 0                    | 0                  | 0                 | 1             | 5        | 92  |       |
| DISTRICT OF COLUMBIA | DMA HYDRO/TOPOGRAPHIC CTR      | 0           | 0      | 0            | 0         | 0                 | 0                        | 0            | 0            | 0                    | 0                  | 0                 | 0             | 69       | 69  |       |
| DISTRICT OF COLUMBIA | FORT LESLIE J MCNAIR           | 708         | 90     | 41           | 148       | 987               | 0                        | 115          | 4            | 1                    | 3                  | 123               | 3,337         | 4,447    |   |       |
| DISTRICT OF COLUMBIA | JOINT BASE ANACOSTIA-BOLLING   | 5           | 1,199  | 42           | 1,097     | 2,343             | 280                      | 30           | 91           | 408                  | 41                 | 74                | 924           | 4,771    | 8,038   |       |
| DISTRICT OF COLUMBIA | MARINE BARRACKS WASH D.C.      | 1           | 0      | 1,123        | 590       | 1,714             | 1,169                    | 0            | 0            | 1                    | 41                 | 192               | 1,403         | 231      | 3,348   |       |
| DISTRICT OF COLUMBIA | WALTER REED ARMY MED CTR       | 287         | 1      | 0            | 4         | 292               | 0                        | 34           | 0            | 0                    | 0                  | 0                 | 34            | 560      | 886   |       |
| DISTRICT OF COLUMBIA | WASHINGTON NAVDIST HQ          | 450         | 2,505  | 161          | 2         | 3,118             | 0                        | 79           | 69           | 8                    | 0                  | 1                 | 157           | 11,939   | 15,214  |       |
| DISTRICT OF COLUMBIA | OTHER                          | 146         | 347    | 54           | 15        | 562               | 0                        | 19           | 38           | 0                    | 1                  | 0                 | 58            | 27       | 647   |       |
| FLORIDA              | BLOUNT ISLAND                  | 0           | 13     | 112          | 0         | 125               | 0                        | 2            | 3            | 192                  | 0                  | 0                 | 197           | 0        | 322   |       |
| FLORIDA              | CAMP BLANDING                  | 9           | 0      | 0            | 4         | 13                | 1,085                    | 207          | 0            | 0                    | 208                | 0                 | 1,500         | 54       | 1,567   |       |
| FLORIDA              | CORRY STATION NTTC             | 266         | 1,951  | 190          | 0         | 2,407             | 0                        | 132          | 180          | 1                    | 0                  | 0                 | 313           | 268      | 2,988   |       |
| FLORIDA              | EGLIN AFB                      | 2,200       | 236    | 121          | 5,322     | 7,879             | 93                       | 0            | 0            | 0                    | 1                  | 1,165             | 1,259         | 5,603    | 14,741  |       |
| FLORIDA              | FORT MYERS                     | 0           | 0      | 0            | 1         | 1                 | 0                        | 0            | 0            | 0                    | 0                  | 0                 | 0             | 2        | 3   |       |
| FLORIDA              | FRC SOUTHEAST JACKSONVILLE NAS | 0           | 0      | 0            | 0         | 0                 | 0                        | 0            | 0            | 0                    | 0                  | 0                 | 0             | 2,636    | 2,636   |       |
| FLORIDA              | HOMESTEAD AFB                  | 119         | 0      | 0            | 207       | 326               | 35                       | 39           | 0            | 0                    | 28                 | 1,754             | 1,856         | 300      | 2,482   |       |
| FLORIDA              | HQ STRICOM ORLANDO             | 54          | 0      | 0            | 0         | 54                | 0                        | 1            | 0            | 0                    | 0                  | 0                 | 1             | 1,448    | 1,503   |       |
| FLORIDA              | HURLBURT FIELD                 | 151         | 8      | 2            | 7,826     | 7,987             | 0                        | 0            | 0            | 0                    | 3                  | 568               | 571           | 1,790    | 10,348  |       |
| FLORIDA              | JACKSONVILLE AFS               | 8           | 0      | 0            | 5         | 13                | 0                        | 0            | 0            | 0                    | 1,018              | 0                 | 1,018         | 303      | 1,334   |       |
| FLORIDA              | JACKSONVILLE ENDIST            | 54          | 0      | 0            | 0         | 54                | 0                        | 0            | 0            | 0                    | 0                  | 0                 | 0             | 729      | 783   |       |
| FLORIDA              | JACKSONVILLE NAS               | 0           | 5,695  | 84           | 0         | 5,779             | 0                        | 417          | 2,329        | 3                    | 0                  | 0                 | 2,749         | 6,074    | 14,602  |       |
| FLORIDA              | KEY WEST COAST GUARD           | 0           | 0      | 0            | 0         | 0                 | 0                        | 0            | 0            | 0                    | 0                  | 0                 | 0             | 0        | 0   |       |
| FLORIDA              | KEY WEST NAS                   | 64          | 594    | 8            | 45        | 711               | 0                        | 1            | 50           | 0                    | 1                  | 0                 | 52            | 421      | 1,184   |       |
| FLORIDA              | MACDILL AFB                    | 1,283       | 526    | 379          | 3,315     | 5,503             | 110                      | 476          | 885          | 5                    | 183                | 1,253             | 2,912         | 2,773    | 11,188  |       |
| FLORIDA              | MAYPORT NAVSTA                 | 3           | 5,492  | 1            | 0         | 5,496             | 0                        | 0            | 140          | 0                    | 0                  | 0                 | 140           | 1,080    | 6,716   |       |
| FLORIDA              | MIAMI COAST GUARD              | 0           | 1      | 0            | 0         | 1                 | 0                        | 0            | 0            | 0                    | 0                  | 0                 | 0             | 0        | 1   |       |
| FLORIDA              | NAV COASTAL SYSTEMS CTR        | 27          | 465    | 14           | 0         | 506               | 0                        | 0            | 0            | 2                    | 0                  | 0                 | 2             | 1,643    | 2,151   |       |
| FLORIDA              | NAV ED & TRN PGM MGMT SPT ACT  | 0           | 15     | 0            | 0         | 15                | 0                        | 0            | 527          | 0                    | 0                  | 0                 | 527           | 235      | 777   |       |
| FLORIDA              | NAVAL HOSPITAL PENSACOLA       | 0           | 972    | 0            | 0         | 972               | 0                        | 0            | 1            | 0                    | 0                  | 0                 | 1             | 407      | 1,380   |       |
| FLORIDA              | NAVAL TRAINING CTR ORLANDO     | 1           | 135    | 17           | 0         | 153               | 149                      | 1,287        | 590          | 36                   | 0                  | 0                 | 2,062         | 410      | 2,625   |       |
| FLORIDA              | PATRICK AFB                    | 41          | 21     | 5            | 1,352     | 1,419             | 157                      | 1            | 0            | 0                    | 88                 | 1,369             | 1,615         | 2,398    | 5,432   |       |
| FLORIDA              | PENSACOLA NAS                  | 7           | 5,209  | 2,137        | 892       | 8,245             | 0                        | 0            | 168          | 118                  | 0                  | 0                 | 286           | 3,398    | 11,929  |       |
| FLORIDA              | RICHMOND AFS                   | 0           | 0      | 0            | 0         | 0                 | 0                        | 0            | 0            | 0                    | 0                  | 0                 | 0             | 0        | 0   |       |

| STATE / COUNTRY | BASE NAME                     | ACTIVE DUTY |        |              |           |                   | NATIONAL GUARD / RESERVE |              |              |                      |                    |                   |               | CIVILIAN | ACTIVE DUTY, RESERVE AND CIVILIAN GRAND TOTAL |
|-----------------|-------------------------------|-------------|--------|--------------|-----------|-------------------|--------------------------|--------------|--------------|----------------------|--------------------|-------------------|---------------|----------|---|
|                 |                               | ARMY        | NAVY   | MARINE CORPS | AIR FORCE | ACTIVE DUTY TOTAL | ARMY NATIONAL GUARD      | ARMY RESERVE | NAVY RESERVE | MARINE CORPS RESERVE | AIR NATIONAL GUARD | AIR FORCE RESERVE | RESERVE TOTAL |          |   |
| FLORIDA         | SOUTHERN COMMAND              | 335         | 142    | 104          | 134       | 715               | 507                      | 1,463        | 13           | 6                    | 0                  | 63                | 2,052         | 740      | 3,507   |
| FLORIDA         | TYNDALL AFB                   | 20          | 3      | 1            | 3,514     | 3,538             | 0                        | 0            | 0            | 0                    | 432                | 245               | 677           | 1,345    | 5,560   |
| FLORIDA         | WHITING FIELD NAS             | 0           | 1,088  | 1            | 0         | 1,089             | 62                       | 75           | 24           | 0                    | 0                  | 0                 | 161           | 230      | 1,480   |
| FLORIDA         | OTHER                         | 1,088       | 1,869  | 643          | 323       | 3,923             | 7,776                    | 5,690        | 1,013        | 1,125                | 45                 | 20                | 15,669        | 2,023    | 21,615  |
| GEORGIA         | ALBANY MCLB                   | 3           | 30     | 296          | 0         | 329               | 0                        | 0            | 1            | 136                  | 0                  | 0                 | 137           | 2,512    | 2,978   |
| GEORGIA         | ATLANTA NAS                   | 0           | 1      | 0            | 0         | 1                 | 1,523                    | 19           | 0            | 0                    | 0                  | 0                 | 1,542         | 232      | 1,775   |
| GEORGIA         | DOBBINS ARB                   | 0           | 15     | 27           | 5         | 47                | 546                      | 59           | 1,149        | 192                  | 109                | 1,727             | 3,782         | 630      | 4,459   |
| GEORGIA         | ENDIST SAVANNAH GEORGIA       | 0           | 0      | 0            | 0         | 0                 | 0                        | 0            | 0            | 0                    | 0                  | 0                 | 0             | 36       | 36  |
| GEORGIA         | FORT BENNING                  | 21,862      | 6      | 174          | 88        | 22,130            | 0                        | 536          | 0            | 39                   | 0                  | 0                 | 575           | 5,686    | 28,391  |
| GEORGIA         | FORT GILLEM                   | 16          | 0      | 0            | 0         | 16                | 0                        | 0            | 0            | 0                    | 0                  | 0                 | 0             | 401      | 417   |
| GEORGIA         | FORT GORDON                   | 9,081       | 1,400  | 119          | 991       | 11,591            | 312                      | 1,036        | 27           | 5                    | 44                 | 0                 | 1,424         | 4,092    | 17,107  |
| GEORGIA         | FORT MCPHERSON                | 0           | 0      | 0            | 0         | 0                 | 0                        | 46           | 0            | 0                    | 0                  | 0                 | 46            | 15       | 61  |
| GEORGIA         | FORT STEWART                  | 21,372      | 0      | 0            | 133       | 21,505            | 503                      | 113          | 0            | 0                    | 0                  | 1                 | 617           | 4,626    | 26,748  |
| GEORGIA         | FORT VALLEY                   | 6           | 0      | 0            | 0         | 6                 | 0                        | 118          | 0            | 0                    | 0                  | 0                 | 118           | 0        | 124   |
| GEORGIA         | KINGS BAY NAVSUBBASE          | 4           | 2,807  | 525          | 0         | 3,336             | 0                        | 0            | 7            | 0                    | 0                  | 0                 | 7             | 1,987    | 5,330   |
| GEORGIA         | MCCOLLUM AGS                  | 0           | 0      | 0            | 0         | 0                 | 357                      | 0            | 0            | 0                    | 0                  | 0                 | 357           | 0        | 357   |
| GEORGIA         | MOODY AFB                     | 37          | 0      | 0            | 4,395     | 4,432             | 78                       | 0            | 0            | 0                    | 0                  | 293               | 371           | 485      | 5,288   |
| GEORGIA         | NAVY RECRUITING AREA THREE    | 0           | 0      | 7            | 0         | 7                 | 0                        | 0            | 0            | 6                    | 0                  | 0                 | 6             | 433      | 446   |
| GEORGIA         | NV SUPPLY CORPS SCHOOL        | 44          | 0      | 0            | 0         | 44                | 0                        | 0            | 0            | 0                    | 0                  | 0                 | 0             | 5        | 49  |
| GEORGIA         | ROBINS AFB                    | 63          | 0      | 101          | 3,446     | 3,610             | 0                        | 268          | 0            | 206                  | 1,211              | 1,057             | 2,742         | 14,691   | 21,043  |
| GEORGIA         | SAVANNAH AFS                  | 0           | 0      | 11           | 14        | 25                | 0                        | 0            | 1            | 214                  | 1,139              | 2                 | 1,356         | 315      | 1,696   |
| GEORGIA         | STATESBORO BOMB SCORING SITE  | 0           | 0      | 0            | 1         | 1                 | 0                        | 0            | 0            | 0                    | 0                  | 0                 | 0             | 1        | 2   |
| GEORGIA         | OTHER                         | 722         | 870    | 121          | 109       | 1,822             | 7,786                    | 5,522        | 299          | 301                  | 295                | 17                | 14,220        | 2,856    | 18,898  |
| HAWAII          | BARBERS POINT NAS             | 2           | 7      | 986          | 0         | 995               | 0                        | 0            | 1            | 0                    | 0                  | 0                 | 1             | 12       | 1,008   |
| HAWAII          | CAMP H. M. SMITH              | 324         | 267    | 406          | 232       | 1,229             | 0                        | 147          | 27           | 8                    | 0                  | 93                | 275           | 576      | 2,080   |
| HAWAII          | FORT SHAFTER                  | 2,687       | 0      | 2            | 26        | 2,715             | 703                      | 304          | 0            | 0                    | 146                | 0                 | 1,153         | 1,933    | 5,801   |
| HAWAII          | HICKAM AFB                    | 477         | 38     | 21           | 4,939     | 5,475             | 68                       | 11           | 20           | 0                    | 2,035              | 489               | 2,623         | 2,160    | 10,258  |
| HAWAII          | KUMA DEF COMM CTR             | 0           | 0      | 0            | 1         | 1                 | 0                        | 0            | 0            | 0                    | 0                  | 0                 | 0             | 7        | 8   |
| HAWAII          | MCBH KANEOHE BAY              | 0           | 1,320  | 6,291        | 0         | 7,611             | 0                        | 0            | 76           | 55                   | 0                  | 0                 | 131           | 605      | 8,347   |
| HAWAII          | NAVAL BASE PEARL HARBOR       | 164         | 8,338  | 36           | 120       | 8,658             | 0                        | 52           | 1            | 0                    | 0                  | 105               | 158           | 4,118    | 12,934  |
| HAWAII          | NAVCAMS E. PACIFIC            | 0           | 606    | 0            | 0         | 606               | 0                        | 0            | 0            | 0                    | 0                  | 0                 | 0             | 528      | 1,134   |
| HAWAII          | PEARL HARBOR NAVAL SHIPYARD   | 0           | 0      | 0            | 0         | 0                 | 0                        | 0            | 519          | 0                    | 0                  | 0                 | 519           | 4,526    | 5,045   |
| HAWAII          | SAND ISLAND COAST GUARD       | 0           | 0      | 0            | 0         | 0                 | 0                        | 1,605        | 0            | 0                    | 0                  | 0                 | 1,605         | 0        | 1,605   |
| HAWAII          | SCHOFIELD BARRACKS            | 15,688      | 1,630  | 85           | 0         | 17,403            | 589                      | 6            | 1            | 1                    | 0                  | 0                 | 597           | 2,272    | 20,272  |
| HAWAII          | TRIPLER ARMY MEDICAL CENTER   | 2,091       | 2      | 0            | 2         | 2,095             | 0                        | 196          | 0            | 0                    | 0                  | 0                 | 196           | 2,308    | 4,599   |
| HAWAII          | OTHER                         | 842         | 3,265  | 1            | 17        | 4,125             | 1,726                    | 39           | 30           | 0                    | 181                | 1                 | 1,977         | 5,110    | 11,212  |
| IDAHO           | BOISE AIR TERM AGS            | 0           | 0      | 0            | 0         | 0                 | 0                        | 0            | 0            | 0                    | 0                  | 0                 | 0             | 15       | 15  |
| IDAHO           | GOWEN FIELD                   | 0           | 3      | 13           | 0         | 16                | 1,481                    | 357          | 170          | 116                  | 0                  | 0                 | 2,124         | 883      | 3,023   |
| IDAHO           | MOUNTAIN HOME AFB             | 4           | 0      | 0            | 3,225     | 3,229             | 61                       | 0            | 0            | 0                    | 140                | 19                | 220           | 709      | 4,158   |
| IDAHO           | NUC PWR TRNG UNIT IDAHO FALLS | 0           | 21     | 0            | 0         | 21                | 0                        | 60           | 9            | 0                    | 0                  | 0                 | 69            | 7        | 97  |
| IDAHO           | OTHER                         | 48          | 13     | 10           | 14        | 85                | 1,607                    | 434          | 1            | 0                    | 1,204              | 0                 | 3,246         | 90       | 3,421   |
| ILLINOIS        | CHANUTE AFB                   | 0           | 0      | 0            | 0         | 0                 | 543                      | 258          | 0            | 0                    | 1,251              | 0                 | 2,052         | 252      | 2,304   |
| ILLINOIS        | CHARLES MELVIN PRICE CTR      | 0           | 0      | 0            | 0         | 0                 | 0                        | 395          | 0            | 0                    | 0                  | 0                 | 395           | 0        | 395   |
| ILLINOIS        | FORT SHERIDAN                 | 37          | 0      | 8            | 0         | 45                | 184                      | 1,578        | 0            | 149                  | 0                  | 0                 | 1,911         | 22       | 1,978   |
| ILLINOIS        | JOLIET AAP/AFRC               | 0           | 0      | 8            | 0         | 8                 | 0                        | 0            | 0            | 85                   | 0                  | 0                 | 85            | 0        | 93  |
| ILLINOIS        | NAVAL HOSPITAL GREAT LAKES    | 0           | 0      | 0            | 0         | 0                 | 0                        | 0            | 1            | 1                    | 0                  | 0                 | 2             | 17       | 19  |
| ILLINOIS        | NAVAL STATION GREAT LAKES     | 51          | 13,837 | 141          | 5         | 14,034            | 0                        | 0            | 1,880        | 559                  | 0                  | 0                 | 2,439         | 2,699    | 19,172  |
| ILLINOIS        | OHARE IAP ARS                 | 0           | 0      | 0            | 23        | 23                | 0                        | 0            | 0            | 0                    | 0                  | 6                 | 6             | 4        | 33  |
| ILLINOIS        | ROCK ISLAND ARSENAL           | 401         | 4      | 14           | 0         | 419               | 0                        | 212          | 94           | 122                  | 0                  | 0                 | 428           | 4,426    | 5,273   |
| ILLINOIS        | SAVANNA ARMY DEPOT ACT        | 0           | 0      | 0            | 0         | 0                 | 0                        | 0            | 0            | 0                    | 0                  | 0                 | 0             | 128      | 128   |
| ILLINOIS        | SCOTT AFB                     | 135         | 87     | 19           | 4,293     | 4,534             | 0                        | 98           | 10           | 0                    | 1,817              | 1,447             | 3,372         | 5,617    | 13,523  |
| ILLINOIS        | OTHER                         | 417         | 66     | 133          | 63        | 679               | 9,320                    | 3,836        | 178          | 419                  | 0                  | 2                 | 13,755        | 1,534    | 15,968  |
| INDIANA         | CRANE NAVWEAPSUPPCEN          | 1           | 28     | 2            | 0         | 31                | 0                        | 46           | 0            | 0                    | 0                  | 0                 | 46            | 3,811    | 3,888   |
| INDIANA         | DFAS HEADQUARTERS             | 22          | 2      | 85           | 0         | 109               | 0                        | 0            | 0            | 0                    | 0                  | 0                 | 0             | 4,483    | 4,592   |
| INDIANA         | FORT BENJAMIN HARRISON        | 313         | 0      | 0            | 0         | 313               | 816                      | 1,232        | 0            | 0                    | 10                 | 0                 | 2,058         | 329      | 2,700   |
| INDIANA         | FORT WAYNE MAP AGS            | 0           | 0      | 0            | 0         | 0                 | 111                      | 321          | 0            | 0                    | 983                | 0                 | 1,415         | 289      | 1,704   |
| INDIANA         | GRISSOM AFB                   | 0           | 0      | 12           | 2         | 14                | 62                       | 171          | 1            | 114                  | 0                  | 1,555             | 1,903         | 523      | 2,440   |
| INDIANA         | HULMAN REG ARPT-AGS           | 5           | 0      | 9            | 0         | 14                | 0                        | 0            | 1            | 162                  | 866                | 0                 | 1,029         | 132      | 1,175   |

| STATE / COUNTRY | BASE NAME                      | ACTIVE DUTY |       |              |           |                   | NATIONAL GUARD / RESERVE |              |              |                      |                    |                   |               | CIVILIAN | ACTIVE DUTY, RESERVE AND CIVILIAN GRAND TOTAL |     |
|-----------------|--------------------------------|-------------|-------|--------------|-----------|-------------------|--------------------------|--------------|--------------|----------------------|--------------------|-------------------|---------------|----------|---|-----|
|                 |                                | ARMY        | NAVY  | MARINE CORPS | AIR FORCE | ACTIVE DUTY TOTAL | ARMY NATIONAL GUARD      | ARMY RESERVE | NAVY RESERVE | MARINE CORPS RESERVE | AIR NATIONAL GUARD | AIR FORCE RESERVE | RESERVE TOTAL |          |   |     |
| INDIANA         | JEFFERSON PROVING GROUND       | 0           | 0     | 0            | 0         | 0                 | 93                       | 0            | 0            | 0                    | 0                  | 10                | 0             | 103      | 0   | 103 |
| INDIANA         | OTHER                          | 150         | 38    | 49           | 66        | 303               | 11,066                   | 1,441        | 411          | 364                  | 41                 | 1                 | 13,324        | 368      | 13,995  |     |
| IOWA            | DES MOINES IAP-AGS             | 0           | 0     | 0            | 0         | 0                 | 18                       | 0            | 0            | 0                    | 848                | 0                 | 866           | 236      | 1,102   |     |
| IOWA            | FORT DES MOINES                | 12          | 4     | 9            | 0         | 25                | 0                        | 767          | 127          | 128                  | 0                  | 0                 | 1,022         | 125      | 1,172   |     |
| IOWA            | FORT DODGE                     | 0           | 0     | 0            | 2         | 2                 | 143                      | 23           | 0            | 0                    | 124                | 0                 | 290           | 36       | 328   |     |
| IOWA            | IOWA ARMY AMMO PLANT           | 1           | 0     | 0            | 0         | 1                 | 100                      | 80           | 0            | 0                    | 0                  | 0                 | 180           | 31       | 212   |     |
| IOWA            | OTHER                          | 95          | 14    | 77           | 27        | 213               | 6,777                    | 1,515        | 1            | 0                    | 863                | 0                 | 9,156         | 1,107    | 10,476  |     |
| KANSAS          | *9TH MARINE CORPS DISTRICT     | 0           | 0     | 0            | 2         | 2                 | 0                        | 0            | 0            | 0                    | 0                  | 0                 | 0             | 1        | 3   |     |
| KANSAS          | FORBES FIELD AGS               | 0           | 0     | 5            | 0         | 5                 | 682                      | 0            | 1            | 0                    | 927                | 0                 | 1,610         | 276      | 1,891   |     |
| KANSAS          | FORT LEAVENWORTH               | 4,230       | 62    | 42           | 155       | 4,489             | 271                      | 56           | 3            | 2                    | 0                  | 8                 | 340           | 2,954    | 7,783   |     |
| KANSAS          | FORT RILEY                     | 17,930      | 0     | 0            | 181       | 18,111            | 0                        | 319          | 0            | 0                    | 0                  | 0                 | 319           | 3,142    | 21,572  |     |
| KANSAS          | KANSAS ARMY AMMO PLANT         | 0           | 0     | 0            | 0         | 0                 | 0                        | 68           | 0            | 0                    | 0                  | 0                 | 68            | 0        | 68  |     |
| KANSAS          | MCCONNELL AFB                  | 25          | 0     | 12           | 2,795     | 2,832             | 0                        | 630          | 130          | 89                   | 1,350              | 683               | 2,882         | 1,221    | 6,935   |     |
| KANSAS          | OTHER                          | 73          | 19    | 5            | 25        | 122               | 4,189                    | 1,684        | 0            | 107                  | 44                 | 3                 | 6,027         | 802      | 6,951   |     |
| KENTUCKY        | ENDIST LOUISVILLE KY           | 9           | 0     | 0            | 0         | 9                 | 0                        | 0            | 0            | 0                    | 0                  | 0                 | 0             | 1,227    | 1,236   |     |
| KENTUCKY        | FORT CAMPBELL                  | 29,755      | 0     | 0            | 198       | 29,953            | 0                        | 126          | 0            | 0                    | 0                  | 3                 | 129           | 4,192    | 34,274  |     |
| KENTUCKY        | FORT KNOX                      | 5,414       | 0     | 11           | 12        | 5,437             | 0                        | 2,181        | 0            | 120                  | 0                  | 0                 | 2,301         | 7,145    | 14,883  |     |
| KENTUCKY        | LEXINGTON BLUE GRASS DEPOT     | 29          | 0     | 0            | 0         | 29                | 689                      | 340          | 0            | 0                    | 0                  | 0                 | 1,029         | 901      | 1,959   |     |
| KENTUCKY        | LOUISVILLE ARMY RES KY         | 0           | 0     | 0            | 0         | 0                 | 0                        | 353          | 0            | 0                    | 0                  | 0                 | 353           | 54       | 407   |     |
| KENTUCKY        | LOUISVILLE NWC                 | 0           | 4     | 0            | 0         | 4                 | 0                        | 0            | 197          | 0                    | 0                  | 0                 | 197           | 0        | 201   |     |
| KENTUCKY        | STANDIFORD FIELD AGS           | 0           | 0     | 0            | 0         | 0                 | 106                      | 0            | 0            | 0                    | 1,176              | 0                 | 1,282         | 274      | 1,556   |     |
| KENTUCKY        | OTHER                          | 372         | 4     | 90           | 33        | 499               | 6,503                    | 1,161        | 2            | 161                  | 33                 | 1                 | 7,861         | 735      | 9,095   |     |
| LOUISIANA       | BARKSDALE AFB                  | 4           | 5     | 0            | 5,304     | 5,313             | 0                        | 0            | 1            | 0                    | 2                  | 1,672             | 1,675         | 1,699    | 8,687   |     |
| LOUISIANA       | ENGLAND AFB                    | 0           | 0     | 0            | 2         | 2                 | 238                      | 178          | 0            | 0                    | 0                  | 0                 | 416           | 26       | 444   |     |
| LOUISIANA       | FORT POLK                      | 7,561       | 0     | 0            | 78        | 7,639             | 88                       | 21           | 0            | 0                    | 0                  | 0                 | 109           | 2,017    | 9,765   |     |
| LOUISIANA       | HAMMOND AGS                    | 0           | 0     | 0            | 1         | 1                 | 483                      | 0            | 0            | 0                    | 0                  | 0                 | 483           | 91       | 575   |     |
| LOUISIANA       | NEW ORLEANS ENDIST             | 7           | 0     | 0            | 0         | 7                 | 0                        | 0            | 0            | 0                    | 0                  | 0                 | 0             | 1,194    | 1,201   |     |
| LOUISIANA       | NEW ORLEANS MIL OC. TERMINAL   | 5           | 0     | 0            | 0         | 5                 | 0                        | 658          | 0            | 0                    | 0                  | 0                 | 658           | 2        | 665   |     |
| LOUISIANA       | NEW ORLEANS NAS JRB            | 55          | 230   | 116          | 0         | 401               | 0                        | 356          | 981          | 159                  | 1,161              | 0                 | 2,657         | 1,187    | 4,245   |     |
| LOUISIANA       | NEW ORLEANS NSA                | 0           | 105   | 0            | 0         | 105               | 0                        | 0            | 27           | 0                    | 0                  | 0                 | 27            | 149      | 281   |     |
| LOUISIANA       | SLIDELL RADAR SITE             | 0           | 0     | 0            | 0         | 0                 | 0                        | 2            | 0            | 0                    | 0                  | 0                 | 2             | 37       | 39  |     |
| LOUISIANA       | OTHER                          | 155         | 42    | 591          | 41        | 829               | 8,745                    | 1,064        | 231          | 3,628                | 303                | 1                 | 13,972        | 660      | 15,461  |     |
| MAINE           | AUGUSTA ARMORY GUARD           | 44          | 0     | 0            | 1         | 45                | 173                      | 0            | 0            | 0                    | 27                 | 0                 | 200           | 0        | 245   |     |
| MAINE           | BANGOR ANG                     | 0           | 2     | 0            | 2         | 4                 | 509                      | 39           | 108          | 0                    | 897                | 0                 | 1,553         | 365      | 1,922   |     |
| MAINE           | BRUNSWICK NAS                  | 12          | 17    | 10           | 0         | 39                | 0                        | 0            | 1            | 146                  | 0                  | 0                 | 147           | 302      | 488   |     |
| MAINE           | LORING AFB                     | 0           | 0     | 0            | 0         | 0                 | 65                       | 0            | 0            | 0                    | 0                  | 0                 | 65            | 530      | 595   |     |
| MAINE           | S. PORTLAND AGS                | 0           | 1     | 0            | 0         | 1                 | 0                        | 0            | 0            | 0                    | 219                | 0                 | 219           | 35       | 255   |     |
| MAINE           | OTHER                          | 8           | 20    | 3            | 6         | 37                | 1,379                    | 463          | 8            | 0                    | 0                  | 0                 | 1,850         | 437      | 2,324   |     |
| MARYLAND        | ABERDEEN PROVING GROUND        | 1,028       | 4     | 1            | 18        | 1,051             | 634                      | 398          | 6            | 0                    | 0                  | 0                 | 1,038         | 11,321   | 13,410  |     |
| MARYLAND        | ADELPHI LAB CENTER             | 7           | 0     | 0            | 3         | 10                | 79                       | 98           | 0            | 0                    | 0                  | 0                 | 177           | 1,821    | 2,008   |     |
| MARYLAND        | ANDREWS AFB                    | 0           | 101   | 25           | 4,277     | 4,403             | 50                       | 0            | 2,611        | 34                   | 2,713              | 1,573             | 6,981         | 3,370    | 14,754  |     |
| MARYLAND        | ANNAPOLIS NS(INCL USNA)        | 47          | 1,048 | 95           | 10        | 1,200             | 110                      | 0            | 3            | 0                    | 0                  | 0                 | 113           | 2,015    | 3,328   |     |
| MARYLAND        | BALTIMORE ENDIST/CIV PERSONNEL | 13          | 0     | 0            | 0         | 13                | 0                        | 0            | 0            | 0                    | 0                  | 0                 | 0             | 989      | 1,002   |     |
| MARYLAND        | CURTIS BAY COAST GUARD         | 0           | 0     | 0            | 0         | 0                 | 0                        | 650          | 0            | 0                    | 0                  | 0                 | 650           | 0        | 650   |     |
| MARYLAND        | FORT DETRICK                   | 833         | 50    | 12           | 63        | 958               | 111                      | 87           | 1            | 157                  | 0                  | 1                 | 357           | 2,230    | 3,545   |     |
| MARYLAND        | FORT GEORGE G. MEADE           | 4,065       | 2,423 | 708          | 2,919     | 10,115            | 2,886                    | 2,498        | 11           | 2                    | 583                | 244               | 6,224         | 8,233    | 24,572  |     |
| MARYLAND        | FORT RITCHIE                   | 0           | 0     | 0            | 5         | 5                 | 159                      | 0            | 0            | 0                    | 0                  | 0                 | 159           | 0        | 164   |     |
| MARYLAND        | INDIAN HEAD NAV ORD STA        | 147         | 139   | 440          | 11        | 737               | 0                        | 0            | 2            | 0                    | 0                  | 0                 | 2             | 1,948    | 2,687   |     |
| MARYLAND        | NESEC ST. INGOES               | 0           | 18    | 0            | 0         | 18                | 0                        | 0            | 0            | 0                    | 0                  | 0                 | 0             | 0        | 18  |     |
| MARYLAND        | NNMC BETHESDA                  | 1,370       | 2,967 | 65           | 126       | 4,528             | 0                        | 12           | 11           | 0                    | 0                  | 0                 | 23            | 3,953    | 8,504   |     |
| MARYLAND        | PATUXENT RIVER NAS             | 5           | 2,147 | 192          | 27        | 2,371             | 0                        | 0            | 39           | 1                    | 0                  | 0                 | 40            | 9,633    | 12,044  |     |
| MARYLAND        | USARC CUMBERLAND               | 0           | 0     | 0            | 0         | 0                 | 64                       | 116          | 0            | 0                    | 0                  | 0                 | 180           | 3        | 183   |     |
| MARYLAND        | WHITE OAK NSWC DAHLGREN        | 301         | 161   | 0            | 13        | 475               | 0                        | 3            | 0            | 0                    | 0                  | 0                 | 3             | 403      | 881   |     |
| MARYLAND        | OTHER                          | 1,430       | 52    | 193          | 421       | 2,096             | 3,557                    | 1,890        | 834          | 308                  | 71                 | 16                | 6,676         | 3,163    | 11,935  |     |
| MASSACHUSETTS   | BARNES MAP AGS                 | 34          | 0     | 0            | 1         | 35                | 146                      | 0            | 0            | 0                    | 999                | 0                 | 1,145         | 362      | 1,542   |     |
| MASSACHUSETTS   | CAMP EDWARDS - NG              | 0           | 3     | 0            | 0         | 3                 | 148                      | 0            | 0            | 0                    | 0                  | 0                 | 148           | 0        | 151   |     |
| MASSACHUSETTS   | ENDIST NEW ENGLAND CONCORD     | 2           | 0     | 0            | 0         | 2                 | 0                        | 0            | 0            | 0                    | 0                  | 0                 | 0             | 514      | 516   |     |
| MASSACHUSETTS   | FORT DEVENS                    | 2           | 1     | 22           | 0         | 25                | 0                        | 0            | 0            | 296                  | 0                  | 0                 | 296           | 83       | 404   |     |



| STATE / COUNTRY | BASE NAME                   | ACTIVE DUTY |       |              |           |                   | NATIONAL GUARD / RESERVE |              |              |                      |                    |                   |               | CIVILIAN | ACTIVE DUTY, RESERVE AND CIVILIAN GRAND TOTAL |
|-----------------|-----------------------------|-------------|-------|--------------|-----------|-------------------|--------------------------|--------------|--------------|----------------------|--------------------|-------------------|---------------|----------|---|
|                 |                             | ARMY        | NAVY  | MARINE CORPS | AIR FORCE | ACTIVE DUTY TOTAL | ARMY NATIONAL GUARD      | ARMY RESERVE | NAVY RESERVE | MARINE CORPS RESERVE | AIR NATIONAL GUARD | AIR FORCE RESERVE | RESERVE TOTAL |          |   |
| MASSACHUSETTS   | HANSCOM AFB                 | 3           | 0     | 0            | 818       | 821               | 463                      | 22           | 0            | 0                    | 0                  | 62                | 547           | 2,448    | 3,816   |
| MASSACHUSETTS   | NAV WPNS INDUS RSV PLANT    | 0           | 0     | 1            | 0         | 1                 | 0                        | 0            | 0            | 0                    | 0                  | 0                 | 0             | 53       | 54  |
| MASSACHUSETTS   | NAVMAR RESCEN WORCHESTER MA | 0           | 0     | 0            | 0         | 0                 | 393                      | 223          | 0            | 0                    | 0                  | 0                 | 616           | 21       | 637   |
| MASSACHUSETTS   | NAVPRO STRAT SYS PITTSFIELD | 0           | 7     | 0            | 0         | 7                 | 40                       | 20           | 0            | 0                    | 0                  | 0                 | 60            | 86       | 153   |
| MASSACHUSETTS   | OTIS AGB                    | 0           | 0     | 0            | 0         | 0                 | 642                      | 0            | 0            | 0                    | 1,071              | 0                 | 1,713         | 406      | 2,119   |
| MASSACHUSETTS   | S. BOSTON USARC             | 28          | 0     | 0            | 0         | 28                | 0                        | 153          | 0            | 0                    | 0                  | 0                 | 153           | 62       | 243   |
| MASSACHUSETTS   | SOUTH WEYMOUTH NAS          | 7           | 228   | 1            | 0         | 236               | 0                        | 1            | 31           | 0                    | 0                  | 0                 | 32            | 48       | 316   |
| MASSACHUSETTS   | USA NATICK RSCH & DEV CTR   | 87          | 0     | 0            | 1         | 88                | 0                        | 2            | 0            | 0                    | 0                  | 0                 | 2             | 1,198    | 1,288   |
| MASSACHUSETTS   | WESTOVER ARB AFB            | 3           | 18    | 116          | 31        | 168               | 6                        | 486          | 3            | 309                  | 0                  | 2,498             | 3,302         | 376      | 3,846   |
| MASSACHUSETTS   | OTHER                       | 156         | 130   | 48           | 232       | 566               | 4,419                    | 2,394        | 310          | 213                  | 159                | 6                 | 7,501         | 1,021    | 9,088   |
| MICHIGAN        | BATTLE CREEK FEDERAL CENTER | 23          | 0     | 0            | 0         | 23                | 0                        | 0            | 0            | 0                    | 0                  | 0                 | 0             | 1,205    | 1,228   |
| MICHIGAN        | BAYSHORE BOMB SCORING SITE  | 0           | 0     | 0            | 0         | 0                 | 37                       | 0            | 0            | 0                    | 0                  | 0                 | 37            | 0        | 37  |
| MICHIGAN        | DETROIT ARSENAL             | 171         | 0     | 0            | 0         | 171               | 0                        | 27           | 0            | 0                    | 0                  | 0                 | 27            | 5,594    | 5,792   |
| MICHIGAN        | ENDIST DETROIT              | 0           | 0     | 0            | 0         | 0                 | 0                        | 0            | 0            | 0                    | 0                  | 0                 | 0             | 396      | 396   |
| MICHIGAN        | FORT CUSTER TRNG CTR        | 0           | 2     | 0            | 0         | 2                 | 558                      | 331          | 253          | 0                    | 0                  | 0                 | 1,142         | 1        | 1,145   |
| MICHIGAN        | K.I.SAWYER AFB              | 0           | 0     | 0            | 1         | 1                 | 0                        | 0            | 0            | 0                    | 0                  | 0                 | 0             | 0        | 1   |
| MICHIGAN        | MICHIGAN ARMY MISSILE PLANT | 0           | 0     | 0            | 0         | 0                 | 0                        | 0            | 0            | 0                    | 0                  | 0                 | 0             | 150      | 150   |
| MICHIGAN        | NAVAL AIR FACILITY DETROIT  | 0           | 17    | 35           | 0         | 52                | 0                        | 0            | 508          | 323                  | 0                  | 0                 | 831           | 123      | 1,006   |
| MICHIGAN        | SELFRIDGE ANG BASE          | 52          | 0     | 0            | 0         | 52                | 27                       | 0            | 0            | 0                    | 1,470              | 0                 | 1,497         | 1,381    | 2,930   |
| MICHIGAN        | W.K.KELLOGG REG ARPT AGS    | 0           | 0     | 19           | 2         | 21                | 0                        | 0            | 1            | 312                  | 802                | 1                 | 1,116         | 156      | 1,293   |
| MICHIGAN        | OTHER                       | 303         | 207   | 182          | 89        | 781               | 7,365                    | 2,960        | 178          | 405                  | 123                | 0                 | 11,031        | 539      | 12,351  |
| MINNESOTA       | CAMP RIPLEY                 | 0           | 0     | 0            | 0         | 0                 | 1,025                    | 0            | 0            | 0                    | 0                  | 0                 | 1,025         | 316      | 1,341   |
| MINNESOTA       | DULUTH AGS                  | 0           | 0     | 0            | 0         | 0                 | 469                      | 0            | 0            | 0                    | 1,020              | 0                 | 1,489         | 287      | 1,776   |
| MINNESOTA       | FORT SNELLING               | 17          | 118   | 108          | 4         | 247               | 19                       | 1,248        | 33           | 198                  | 1,208              | 1,415             | 4,121         | 360      | 4,728   |
| MINNESOTA       | MINN/ST PAUL IAP ARS        | 0           | 10    | 21           | 0         | 31                | 0                        | 0            | 578          | 270                  | 0                  | 1                 | 849           | 500      | 1,380   |
| MINNESOTA       | NAVY ASTRONAUTICS GROUP     | 0           | 0     | 0            | 0         | 0                 | 548                      | 0            | 0            | 0                    | 0                  | 0                 | 548           | 29       | 577   |
| MINNESOTA       | TWIN CITIES ARMY AMMO PLANT | 0           | 0     | 0            | 0         | 0                 | 592                      | 0            | 0            | 0                    | 0                  | 0                 | 592           | 55       | 647   |
| MINNESOTA       | OTHER                       | 151         | 23    | 5            | 32        | 211               | 8,380                    | 1,831        | 0            | 0                    | 31                 | 1                 | 10,243        | 993      | 11,447  |
| MISSISSIPPI     | ALLEN C THOMPSON FIELD-AGS  | 4           | 0     | 0            | 7         | 11                | 0                        | 0            | 0            | 0                    | 1,205              | 0                 | 1,205         | 319      | 1,535   |
| MISSISSIPPI     | CAMP MCCAIN-NG              | 0           | 0     | 0            | 0         | 0                 | 15                       | 0            | 0            | 0                    | 0                  | 0                 | 15            | 85       | 100   |
| MISSISSIPPI     | CAMP SHELBY                 | 295         | 0     | 0            | 10        | 305               | 657                      | 348          | 0            | 0                    | 0                  | 0                 | 1,005         | 383      | 1,693   |
| MISSISSIPPI     | COLUMBUS AFB                | 0           | 0     | 0            | 1,346     | 1,346             | 0                        | 0            | 0            | 0                    | 0                  | 101               | 101           | 676      | 2,123   |
| MISSISSIPPI     | GULFPORT NCBC               | 0           | 1,220 | 20           | 0         | 1,240             | 289                      | 73           | 397          | 59                   | 0                  | 0                 | 818           | 935      | 2,993   |
| MISSISSIPPI     | KEESLER AFB                 | 3           | 252   | 155          | 4,415     | 4,825             | 0                        | 0            | 4            | 4                    | 2                  | 1,460             | 1,470         | 1,863    | 8,158   |
| MISSISSIPPI     | KEY FIELD AGS               | 0           | 0     | 0            | 0         | 0                 | 164                      | 0            | 0            | 0                    | 1,067              | 0                 | 1,231         | 238      | 1,469   |
| MISSISSIPPI     | MERIDIAN NAS                | 1           | 707   | 159          | 1         | 868               | 0                        | 0            | 203          | 7                    | 0                  | 0                 | 210           | 467      | 1,545   |
| MISSISSIPPI     | MISSISSIPPI ARMY AMMO PLANT | 0           | 0     | 0            | 0         | 0                 | 100                      | 0            | 0            | 0                    | 0                  | 0                 | 100           | 1        | 101   |
| MISSISSIPPI     | PASCAGOULA NAVSTA           | 0           | 555   | 2            | 1         | 558               | 105                      | 0            | 2            | 0                    | 0                  | 0                 | 107           | 1,523    | 2,188   |
| MISSISSIPPI     | VICKSBURG ENDIST            | 18          | 0     | 0            | 0         | 18                | 0                        | 245          | 0            | 0                    | 0                  | 0                 | 245           | 3,061    | 3,324   |
| MISSISSIPPI     | OTHER                       | 77          | 22    | 10           | 13        | 122               | 8,591                    | 1,285        | 13           | 0                    | 312                | 0                 | 10,201        | 812      | 11,135  |
| MISSOURI        | AF PLANT 65                 | 0           | 0     | 0            | 0         | 0                 | 25                       | 0            | 0            | 0                    | 0                  | 0                 | 25            | 29       | 54  |
| MISSOURI        | DFAS KANSAS CITY CENTER     | 0           | 0     | 0            | 0         | 0                 | 0                        | 0            | 0            | 0                    | 0                  | 0                 | 0             | 13       | 13  |
| MISSOURI        | FORT LEONARD WOOD           | 8,490       | 92    | 860          | 213       | 9,655             | 329                      | 352          | 2            | 180                  | 14                 | 0                 | 877           | 3,881    | 14,413  |
| MISSOURI        | JEFFERSON BARRACKS AGS      | 0           | 0     | 0            | 0         | 0                 | 0                        | 0            | 0            | 0                    | 0                  | 0                 | 0             | 1        | 1   |
| MISSOURI        | KANSAS CITY ENDIST          | 5           | 0     | 0            | 0         | 5                 | 0                        | 0            | 0            | 0                    | 0                  | 0                 | 0             | 875      | 880   |
| MISSOURI        | LAKE CITY ARMY AMMO PLANT   | 2           | 0     | 0            | 0         | 2                 | 0                        | 0            | 0            | 0                    | 0                  | 0                 | 0             | 34       | 36  |
| MISSOURI        | LAMBERT ST LOUIS IAP AGS    | 0           | 0     | 0            | 0         | 0                 | 0                        | 0            | 0            | 0                    | 10                 | 0                 | 10            | 0        | 10  |
| MISSOURI        | MCSA KANSAS CITY MO         | 0           | 0     | 27           | 0         | 27                | 0                        | 628          | 0            | 437                  | 0                  | 0                 | 1,065         | 63       | 1,155   |
| MISSOURI        | NAVRESCEN ST LOUIS MO       | 0           | 177   | 101          | 15        | 293               | 354                      | 0            | 657          | 222                  | 0                  | 0                 | 1,233         | 205      | 1,731   |
| MISSOURI        | RICHARDS-GEBAUR ARS         | 0           | 0     | 0            | 2         | 2                 | 0                        | 0            | 0            | 0                    | 0                  | 0                 | 0             | 0        | 2   |
| MISSOURI        | ROSECRANS MEM ARPT-AGS      | 0           | 0     | 0            | 14        | 14                | 0                        | 0            | 0            | 0                    | 1,050              | 10                | 1,060         | 265      | 1,339   |
| MISSOURI        | ST LOUIS AFS                | 1           | 0     | 0            | 0         | 1                 | 0                        | 0            | 0            | 0                    | 0                  | 0                 | 0             | 0        | 1   |
| MISSOURI        | ST LOUIS ARMY RESERVE       | 4           | 0     | 2            | 0         | 6                 | 0                        | 0            | 0            | 0                    | 0                  | 0                 | 0             | 0        | 6   |
| MISSOURI        | ST LOUIS COAST GUARD        | 35          | 0     | 0            | 0         | 35                | 0                        | 0            | 0            | 0                    | 0                  | 0                 | 0             | 0        | 35  |
| MISSOURI        | ST LOUIS ENDIST             | 4           | 0     | 0            | 18        | 22                | 0                        | 0            | 0            | 0                    | 0                  | 3                 | 3             | 771      | 796   |
| MISSOURI        | ST LOUIS FEDERAL CENTER     | 0           | 0     | 0            | 0         | 0                 | 351                      | 409          | 0            | 0                    | 0                  | 0                 | 760           | 184      | 944   |
| MISSOURI        | WHITEMAN AFB                | 3           | 0     | 0            | 3,654     | 3,657             | 509                      | 0            | 0            | 0                    | 718                | 1,091             | 2,318         | 1,183    | 7,158   |
| MISSOURI        | OTHER                       | 204         | 42    | 110          | 54        | 410               | 7,869                    | 3,296        | 399          | 168                  | 514                | 1                 | 12,247        | 1,314    | 13,971  |

| STATE / COUNTRY | BASE NAME                    | ACTIVE DUTY |       |              |           |                   | NATIONAL GUARD / RESERVE |              |              |                      |                    |                   |               | CIVILIAN | ACTIVE DUTY, RESERVE AND CIVILIAN GRAND TOTAL |        |
|-----------------|------------------------------|-------------|-------|--------------|-----------|-------------------|--------------------------|--------------|--------------|----------------------|--------------------|-------------------|---------------|----------|---|--------|
|                 |                              | ARMY        | NAVY  | MARINE CORPS | AIR FORCE | ACTIVE DUTY TOTAL | ARMY NATIONAL GUARD      | ARMY RESERVE | NAVY RESERVE | MARINE CORPS RESERVE | AIR NATIONAL GUARD | AIR FORCE RESERVE | RESERVE TOTAL |          |   |        |
| MONTANA         | FORT MISSOULA USARC          | 0           | 0     | 0            | 0         | 0                 | 0                        | 0            | 0            | 0                    | 0                  | 0                 | 0             | 0        | 11  | 11     |
| MONTANA         | FORT WILLIAM H. HARRISON     | 2           | 0     | 0            | 0         | 2                 | 589                      | 254          | 56           | 0                    | 23                 | 0                 | 922           | 356      | 1,280   | 1,280  |
| MONTANA         | MALMSTROM AFB                | 0           | 0     | 0            | 3,153     | 3,153             | 50                       | 0            | 0            | 0                    | 136                | 28                | 214           | 1,018    | 4,385   | 4,385  |
| MONTANA         | OTHER                        | 53          | 3     | 10           | 15        | 81                | 2,051                    | 517          | 56           | 53                   | 854                | 0                 | 3,531         | 57       | 3,669   | 3,669  |
| NEBRASKA        | CORNHUSKER ARMY AMMO PLANT   | 0           | 0     | 0            | 1         | 1                 | 227                      | 0            | 0            | 0                    | 0                  | 0                 | 227           | 37       | 265   | 265    |
| NEBRASKA        | ENDIST OMAHA NE              | 12          | 0     | 0            | 20        | 32                | 0                        | 0            | 0            | 0                    | 0                  | 0                 | 1,292         | 1,324    | 1,324   | 1,324  |
| NEBRASKA        | LINCOLN MAP AGS              | 0           | 0     | 0            | 0         | 0                 | 871                      | 0            | 0            | 0                    | 913                | 0                 | 1,784         | 533      | 2,317   | 2,317  |
| NEBRASKA        | MEAD FAC NG                  | 0           | 0     | 0            | 0         | 0                 | 154                      | 0            | 0            | 0                    | 0                  | 0                 | 154           | 20       | 174   | 174    |
| NEBRASKA        | OFFUTT AFB                   | 104         | 392   | 35           | 5,271     | 5,802             | 156                      | 90           | 329          | 0                    | 80                 | 222               | 877           | 3,024    | 9,703   | 9,703  |
| NEBRASKA        | USCG ELIZABETH CITY NC       | 3           | 1     | 0            | 0         | 4                 | 27                       | 0            | 0            | 0                    | 0                  | 0                 | 27            | 0        | 31  | 31     |
| NEBRASKA        | OTHER                        | 61          | 9     | 15           | 25        | 110               | 2,112                    | 1,284        | 1            | 167                  | 1                  | 0                 | 3,565         | 62       | 3,737   | 3,737  |
| NEVADA          | FALLON NAS                   | 1           | 796   | 0            | 2         | 799               | 86                       | 0            | 39           | 0                    | 0                  | 0                 | 125           | 604      | 1,528   | 1,528  |
| NEVADA          | HAWTHORNE ARMY AMMO PLANT    | 1           | 0     | 0            | 0         | 1                 | 0                        | 0            | 0            | 0                    | 0                  | 0                 | 0             | 28       | 29  | 29     |
| NEVADA          | NELLIS AFB                   | 104         | 2     | 0            | 9,709     | 9,815             | 0                        | 37           | 0            | 0                    | 62                 | 1,036             | 1,135         | 1,418    | 12,368  | 12,368 |
| NEVADA          | OTHER                        | 93          | 6     | 27           | 23        | 149               | 3,029                    | 1,703        | 352          | 217                  | 1,056              | 2                 | 6,359         | 1,468    | 7,976   | 7,976  |
| NEW HAMPSHIRE   | ARMY COLD REGIONS RSCH LAB   | 1           | 0     | 0            | 1         | 2                 | 0                        | 0            | 0            | 0                    | 0                  | 0                 | 0             | 187      | 189   | 189    |
| NEW HAMPSHIRE   | NEW BOSTON AFS               | 0           | 0     | 0            | 0         | 0                 | 0                        | 0            | 1            | 0                    | 0                  | 0                 | 1             | 28       | 29  | 29     |
| NEW HAMPSHIRE   | PEASE AGB                    | 0           | 0     | 0            | 130       | 130               | 0                        | 0            | 0            | 0                    | 1,096              | 0                 | 1,096         | 262      | 1,488   | 1,488  |
| NEW HAMPSHIRE   | PORTSMOUTH NAV SHIPYD        | 2           | 554   | 80           | 0         | 636               | 65                       | 42           | 7            | 0                    | 0                  | 0                 | 114           | 5,328    | 6,078   | 6,078  |
| NEW HAMPSHIRE   | STATE MIL. RESERVATION       | 2           | 0     | 0            | 0         | 2                 | 459                      | 0            | 0            | 0                    | 32                 | 0                 | 491           | 216      | 709   | 709    |
| NEW HAMPSHIRE   | OTHER                        | 45          | 28    | 8            | 23        | 104               | 1,204                    | 803          | 249          | 185                  | 0                  | 1                 | 2,442         | 190      | 2,736   | 2,736  |
| NEW JERSEY      | EARLE NAVWEAPSTA             | 1           | 157   | 97           | 0         | 255               | 0                        | 0            | 197          | 0                    | 0                  | 0                 | 197           | 245      | 697   | 697    |
| NEW JERSEY      | FORT DIX                     | 455         | 7     | 221          | 253       | 936               | 434                      | 2,183        | 842          | 548                  | 0                  | 8                 | 4,015         | 2,273    | 7,224   | 7,224  |
| NEW JERSEY      | FORT MONMOUTH                | 36          | 0     | 18           | 0         | 54                | 0                        | 47           | 1            | 177                  | 0                  | 0                 | 225           | 9        | 288   | 288    |
| NEW JERSEY      | LAKEHURST NAV AIR ENGR CTR   | 13          | 242   | 0            | 0         | 255               | 509                      | 46           | 0            | 131                  | 0                  | 0                 | 686           | 1,696    | 2,637   | 2,637  |
| NEW JERSEY      | MCGUIRE AFB                  | 6           | 3     | 0            | 4,212     | 4,221             | 0                        | 107          | 216          | 0                    | 2,463              | 2,534             | 5,320         | 1,979    | 11,520  | 11,520 |
| NEW JERSEY      | PICATTINNY ARSENAL           | 117         | 3     | 11           | 2         | 133               | 169                      | 115          | 1            | 191                  | 0                  | 0                 | 476           | 4,341    | 4,950   | 4,950  |
| NEW JERSEY      | OTHER                        | 130         | 45    | 5            | 56        | 236               | 4,987                    | 1,265        | 1            | 0                    | 10                 | 7                 | 6,270         | 1,151    | 7,657   | 7,657  |
| NEW MEXICO      | CANNON AFB                   | 1           | 0     | 0            | 4,653     | 4,654             | 73                       | 0            | 0            | 0                    | 0                  | 33                | 106           | 729      | 5,489   | 5,489  |
| NEW MEXICO      | DEF NUCLEAR AGCY             | 0           | 0     | 0            | 2         | 2                 | 0                        | 0            | 0            | 0                    | 0                  | 0                 | 0             | 0        | 2   | 2      |
| NEW MEXICO      | ENDIST ALBUQUERQUE NM        | 5           | 0     | 0            | 0         | 5                 | 0                        | 0            | 0            | 0                    | 0                  | 0                 | 0             | 228      | 233   | 233    |
| NEW MEXICO      | HOLLOMAN AFB                 | 4           | 0     | 0            | 3,389     | 3,393             | 0                        | 0            | 0            | 0                    | 1                  | 78                | 79            | 1,114    | 4,586   | 4,586  |
| NEW MEXICO      | KIRTLAND AFB                 | 98          | 35    | 11           | 3,105     | 3,249             | 0                        | 400          | 199          | 117                  | 923                | 116               | 1,755         | 3,183    | 8,187   | 8,187  |
| NEW MEXICO      | WHITE SANDS MISSILE RANGE    | 514         | 24    | 0            | 116       | 654               | 0                        | 0            | 0            | 0                    | 0                  | 2                 | 2             | 1,674    | 2,330   | 2,330  |
| NEW MEXICO      | OTHER                        | 68          | 8     | 69           | 27        | 172               | 2,707                    | 410          | 1            | 68                   | 0                  | 3,187             | 331           | 3,690    | 3,690   | 3,690  |
| NEW YORK        | *1ST MARINE CORPS DISTRICT   | 0           | 146   | 205          | 0         | 351               | 0                        | 3            | 34           | 382                  | 0                  | 0                 | 419           | 223      | 993   | 993    |
| NEW YORK        | ENDIST BUFFALO NY            | 3           | 0     | 0            | 0         | 3                 | 0                        | 0            | 0            | 0                    | 0                  | 0                 | 0             | 345      | 348   | 348    |
| NEW YORK        | ENDIST NEW YORK NY           | 10          | 0     | 0            | 0         | 10                | 0                        | 17           | 0            | 0                    | 0                  | 0                 | 17            | 139      | 166   | 166    |
| NEW YORK        | FORT DRUM                    | 16,882      | 0     | 0            | 132       | 17,014            | 119                      | 272          | 0            | 0                    | 23                 | 1                 | 415           | 2,635    | 20,064  | 20,064 |
| NEW YORK        | FORT HAMILTON                | 171         | 1     | 1            | 3         | 176               | 633                      | 2,432        | 0            | 0                    | 0                  | 0                 | 3,065         | 572      | 3,813   | 3,813  |
| NEW YORK        | GRIFFISS NOAD ANG            | 0           | 2     | 0            | 48        | 50                | 0                        | 0            | 0            | 0                    | 363                | 5                 | 368           | 1,602    | 2,020   | 2,020  |
| NEW YORK        | HANCOCK FIELD AGS            | 6           | 4     | 15           | 1         | 26                | 425                      | 262          | 218          | 137                  | 1,064              | 0                 | 2,106         | 496      | 2,628   | 2,628  |
| NEW YORK        | LATHAM COMPLEX (ST HQS)      | 1           | 0     | 0            | 0         | 1                 | 831                      | 0            | 0            | 0                    | 0                  | 0                 | 831           | 272      | 1,104   | 1,104  |
| NEW YORK        | LOCKPORT AFS                 | 0           | 0     | 0            | 0         | 0                 | 74                       | 0            | 0            | 0                    | 0                  | 0                 | 74            | 0        | 74  | 74     |
| NEW YORK        | MONTAUK                      | 0           | 0     | 0            | 0         | 0                 | 0                        | 0            | 0            | 0                    | 0                  | 0                 | 0             | 0        | 0   | 0      |
| NEW YORK        | NAVAL STATION BROOKLYN NY    | 0           | 1     | 0            | 0         | 1                 | 0                        | 0            | 0            | 0                    | 0                  | 0                 | 0             | 14       | 15  | 15     |
| NEW YORK        | NAVAL STATION STATEN ISLAND  | 0           | 1     | 0            | 0         | 1                 | 0                        | 775          | 0            | 0                    | 0                  | 0                 | 775           | 16       | 792   | 792    |
| NEW YORK        | NIAGARA FALLS IAP-ARS        | 6           | 1     | 0            | 2         | 9                 | 134                      | 377          | 0            | 0                    | 624                | 1,369             | 2,504         | 556      | 3,069   | 3,069  |
| NEW YORK        | PFC ROBERT J. MANVILLE USARC | 1           | 4     | 0            | 0         | 5                 | 37                       | 0            | 0            | 0                    | 0                  | 0                 | 37            | 0        | 42  | 42     |
| NEW YORK        | PLATTSBURGH AFB              | 0           | 35    | 0            | 2         | 37                | 0                        | 64           | 1            | 0                    | 0                  | 0                 | 65            | 30       | 132   | 132    |
| NEW YORK        | SCHENECTADY ARPT-AGS         | 0           | 11    | 0            | 1         | 12                | 376                      | 0            | 0            | 0                    | 1,178              | 0                 | 1,554         | 242      | 1,808   | 1,808  |
| NEW YORK        | SCOTIA NAVAL ADM BALLSTON    | 0           | 1,709 | 4            | 15        | 1,728             | 0                        | 0            | 190          | 0                    | 0                  | 8                 | 198           | 300      | 2,226   | 2,226  |
| NEW YORK        | STEWART NEWBURGH USARC       | 1           | 0     | 240          | 8         | 249               | 283                      | 192          | 0            | 471                  | 1,272              | 0                 | 2,218         | 275      | 2,742   | 2,742  |
| NEW YORK        | SUFFOLK CTY ARPT-AGS         | 0           | 0     | 0            | 0         | 0                 | 0                        | 0            | 0            | 0                    | 1,036              | 0                 | 1,036         | 209      | 1,245   | 1,245  |
| NEW YORK        | US MISSIONS-UNITED NATIONS   | 0           | 0     | 0            | 0         | 0                 | 0                        | 0            | 0            | 0                    | 0                  | 0                 | 0             | 32       | 32  | 32     |
| NEW YORK        | USCG NIAGARA NY              | 0           | 0     | 0            | 0         | 0                 | 0                        | 0            | 0            | 0                    | 0                  | 0                 | 0             | 0        | 0   | 0      |
| NEW YORK        | WATERVLIET ARSENAL           | 36          | 0     | 70           | 0         | 106               | 160                      | 0            | 0            | 0                    | 0                  | 0                 | 160           | 799      | 1,065   | 1,065  |
| NEW YORK        | WEST POINT MILRES            | 1,531       | 0     | 1            | 9         | 1,541             | 0                        | 24           | 0            | 0                    | 0                  | 0                 | 24            | 3,313    | 4,878   | 4,878  |

| STATE / COUNTRY | BASE NAME                      | ACTIVE DUTY |       |              |           |                   | NATIONAL GUARD / RESERVE |              |              |                      |                    |                   |               | CIVILIAN | ACTIVE DUTY, RESERVE AND CIVILIAN GRAND TOTAL |
|-----------------|--------------------------------|-------------|-------|--------------|-----------|-------------------|--------------------------|--------------|--------------|----------------------|--------------------|-------------------|---------------|----------|---|
|                 |                                | ARMY        | NAVY  | MARINE CORPS | AIR FORCE | ACTIVE DUTY TOTAL | ARMY NATIONAL GUARD      | ARMY RESERVE | NAVY RESERVE | MARINE CORPS RESERVE | AIR NATIONAL GUARD | AIR FORCE RESERVE | RESERVE TOTAL |          |   |
| NEW YORK        | OTHER                          | 603         | 108   | 188          | 112       | 1,011             | 7,452                    | 3,936        | 1,448        | 1,053                | 0                  | 4                 | 13,893        | 823      | 15,727  |
| NORTH CAROLINA  | BADIN AGS                      | 0           | 0     | 0            | 0         | 0                 | 0                        | 0            | 0            | 0                    | 0                  | 0                 | 0             | 3        | 3   |
| NORTH CAROLINA  | CAMP LEJEUNE MCB               | 19          | 3,661 | 35,056       | 1         | 38,737            | 0                        | 0            | 52           | 835                  | 0                  | 0                 | 887           | 6,089    | 45,713  |
| NORTH CAROLINA  | CHARLOTTE/DOUGLAS IAP AGS      | 0           | 0     | 0            | 0         | 0                 | 413                      | 0            | 0            | 0                    | 1,176              | 0                 | 1,589         | 354      | 1,943   |
| NORTH CAROLINA  | CHERRY POINT MCAS              | 0           | 0     | 8,063        | 3         | 8,066             | 0                        | 0            | 0            | 11                   | 0                  | 0                 | 11            | 1,186    | 9,263   |
| NORTH CAROLINA  | CHERRY POINT NAVAL AVIATION DE | 0           | 430   | 0            | 0         | 430               | 0                        | 0            | 0            | 0                    | 0                  | 0                 | 0             | 3,959    | 4,389   |
| NORTH CAROLINA  | FORSYTH MEM HOSP               | 32          | 0     | 0            | 0         | 32                | 363                      | 0            | 0            | 0                    | 0                  | 0                 | 363           | 15       | 410   |
| NORTH CAROLINA  | FORT BRAGG                     | 46,056      | 285   | 6            | 330       | 46,677            | 1,439                    | 2,833        | 16           | 0                    | 0                  | 5                 | 4,293         | 11,834   | 62,804  |
| NORTH CAROLINA  | NEW RIVER MCAS                 | 0           | 40    | 7,214        | 19        | 7,273             | 133                      | 0            | 0            | 5                    | 0                  | 1                 | 139           | 159      | 7,571   |
| NORTH CAROLINA  | POPE AFB                       | 2           | 0     | 0            | 1,739     | 1,741             | 0                        | 0            | 0            | 0                    | 1                  | 1,235             | 1,236         | 383      | 3,360   |
| NORTH CAROLINA  | SEYMOUR JOHNSON AFB            | 2           | 0     | 0            | 4,257     | 4,259             | 192                      | 0            | 0            | 0                    | 2                  | 1,420             | 1,614         | 966      | 6,839   |
| NORTH CAROLINA  | SUNNYPOINT MIL OCEAN TERM      | 0           | 0     | 0            | 0         | 0                 | 0                        | 18           | 0            | 0                    | 0                  | 0                 | 18            | 246      | 264   |
| NORTH CAROLINA  | TARHEEL ARMY MISSILE PLANT     | 0           | 0     | 0            | 1         | 1                 | 0                        | 0            | 0            | 0                    | 0                  | 0                 | 0             | 0        | 1   |
| NORTH CAROLINA  | USARC OAK RIDGE                | 0           | 0     | 0            | 0         | 0                 | 0                        | 0            | 0            | 0                    | 0                  | 0                 | 0             | 1        | 1   |
| NORTH CAROLINA  | WADESBORO AGS                  | 0           | 0     | 0            | 0         | 0                 | 88                       | 0            | 0            | 0                    | 0                  | 0                 | 88            | 0        | 88  |
| NORTH CAROLINA  | OTHER                          | 419         | 268   | 165          | 140       | 992               | 8,537                    | 4,176        | 1,018        | 602                  | 360                | 6                 | 14,699        | 1,549    | 17,240  |
| NORTH DAKOTA    | FARGO/HECTOR FIELD             | 5           | 0     | 3            | 6         | 14                | 501                      | 144          | 78           | 0                    | 828                | 0                 | 1,551         | 293      | 1,858   |
| NORTH DAKOTA    | GRAND FORKS AFB                | 0           | 0     | 0            | 1,574     | 1,574             | 309                      | 0            | 0            | 0                    | 0                  | 11                | 320           | 544      | 2,438   |
| NORTH DAKOTA    | MINOT AFB                      | 6           | 0     | 0            | 5,272     | 5,278             | 0                        | 0            | 0            | 0                    | 119                | 10                | 129           | 1,149    | 6,556   |
| NORTH DAKOTA    | OTHER                          | 7           | 8     | 4            | 5         | 24                | 2,383                    | 133          | 1            | 60                   | 22                 | 0                 | 2,599         | 103      | 2,726   |
| OHIO            | AF PLANT 27                    | 0           | 0     | 0            | 0         | 0                 | 0                        | 0            | 0            | 0                    | 0                  | 0                 | 0             | 3        | 3   |
| OHIO            | BROOKLYN USARC                 | 0           | 0     | 66           | 3         | 69                | 0                        | 0            | 0            | 0                    | 0                  | 0                 | 0             | 4        | 73  |
| OHIO            | COLUMBUS DEF DEPOT             | 121         | 23    | 0            | 0         | 144               | 0                        | 34           | 2            | 0                    | 0                  | 0                 | 36            | 124      | 304   |
| OHIO            | COLUMBUS-BEIGHTLER (TAG)       | 1           | 0     | 0            | 0         | 1                 | 588                      | 0            | 0            | 0                    | 0                  | 0                 | 588           | 418      | 1,007   |
| OHIO            | DFAS CLEVELAND CENTER          | 0           | 0     | 0            | 0         | 0                 | 0                        | 0            | 0            | 0                    | 0                  | 0                 | 0             | 2,253    | 2,253   |
| OHIO            | DFAS COLUMBUS CENTER           | 0           | 168   | 4            | 0         | 172               | 898                      | 1,423        | 38           | 0                    | 0                  | 0                 | 2,359         | 5,734    | 8,265   |
| OHIO            | ELECTRONICS CTR - DAYTON       | 0           | 0     | 0            | 0         | 0                 | 0                        | 0            | 0            | 0                    | 0                  | 0                 | 0             | 32       | 32  |
| OHIO            | LIMA ARMY TANK CTR             | 0           | 0     | 0            | 0         | 0                 | 118                      | 164          | 0            | 0                    | 0                  | 0                 | 282           | 45       | 327   |
| OHIO            | MANSFIELD LAHM AIRPORT ANG     | 0           | 0     | 0            | 0         | 0                 | 186                      | 34           | 0            | 0                    | 1,130              | 0                 | 1,350         | 278      | 1,628   |
| OHIO            | NAVMAR RESCEN YOUNGSTOWN OH    | 0           | 2     | 6            | 0         | 8                 | 0                        | 0            | 58           | 79                   | 0                  | 0                 | 137           | 2        | 147   |
| OHIO            | NAVY FINANCE CENTER            | 38          | 14    | 16           | 0         | 68                | 0                        | 28           | 0            | 0                    | 0                  | 0                 | 28            | 0        | 96  |
| OHIO            | NAVY RECRUITING AREA4 COLUMBU  | 0           | 0     | 2            | 0         | 2                 | 0                        | 0            | 0            | 0                    | 0                  | 0                 | 0             | 24       | 26  |
| OHIO            | NEWARK AFS                     | 0           | 0     | 0            | 0         | 0                 | 249                      | 0            | 0            | 0                    | 0                  | 0                 | 249           | 0        | 249   |
| OHIO            | PORT CLINTON IND PARK          | 0           | 0     | 0            | 0         | 0                 | 37                       | 0            | 0            | 0                    | 160                | 0                 | 197           | 36       | 233   |
| OHIO            | RAVENNA ARMY AMMO PLANT        | 0           | 0     | 0            | 0         | 0                 | 0                        | 0            | 0            | 0                    | 0                  | 0                 | 0             | 2        | 2   |
| OHIO            | RICKENBACKER IAP               | 0           | 3     | 8            | 0         | 11                | 693                      | 269          | 482          | 160                  | 1,139              | 0                 | 2,743         | 285      | 3,039   |
| OHIO            | SP FLD-BECKLEY MAP AGS         | 12          | 0     | 0            | 3         | 15                | 0                        | 0            | 0            | 0                    | 1,046              | 0                 | 1,046         | 397      | 1,448   |
| OHIO            | TOLEDO EXPRESS ARPT-AGS        | 0           | 0     | 0            | 0         | 0                 | 0                        | 0            | 0            | 0                    | 1,045              | 0                 | 1,045         | 320      | 1,365   |
| OHIO            | WRIGHT-PATTERSON AFB           | 13          | 19    | 16           | 5,366     | 5,414             | 595                      | 61           | 1            | 161                  | 2                  | 2,338             | 3,158         | 13,956   | 22,528  |
| OHIO            | YOUNGSTOWN MAP ARS             | 0           | 0     | 0            | 2         | 2                 | 0                        | 0            | 0            | 0                    | 0                  | 1,378             | 1,378         | 370      | 1,750   |
| OHIO            | ZANESVILLE AGS                 | 0           | 0     | 0            | 0         | 0                 | 0                        | 0            | 0            | 0                    | 109                | 0                 | 109           | 12       | 121   |
| OHIO            | OTHER                          | 292         | 41    | 77           | 116       | 526               | 7,942                    | 3,738        | 696          | 642                  | 214                | 17                | 13,249        | 1,106    | 14,881  |
| OKLAHOMA        | ALTUS AFB                      | 0           | 0     | 0            | 1,265     | 1,265             | 95                       | 0            | 0            | 0                    | 0                  | 54                | 149           | 851      | 2,265   |
| OKLAHOMA        | ENDIST TULSA OK                | 3           | 0     | 0            | 0         | 3                 | 0                        | 0            | 0            | 0                    | 0                  | 0                 | 0             | 723      | 726   |
| OKLAHOMA        | FORT SILL                      | 10,767      | 0     | 259          | 4         | 11,030            | 615                      | 508          | 0            | 32                   | 24                 | 0                 | 1,179         | 2,879    | 15,088  |
| OKLAHOMA        | MCALESTER ARMY AMMO PLANT      | 1           | 0     | 1            | 0         | 2                 | 199                      | 0            | 0            | 0                    | 0                  | 0                 | 199           | 1,437    | 1,638   |
| OKLAHOMA        | TINKER AFB                     | 17          | 1,268 | 87           | 4,447     | 5,819             | 62                       | 0            | 333          | 142                  | 1,118              | 1,557             | 3,212         | 15,887   | 24,918  |
| OKLAHOMA        | TULSA INTERNATIONAL AIRPORT    | 0           | 0     | 0            | 0         | 0                 | 0                        | 0            | 0            | 0                    | 1,119              | 0                 | 1,119         | 318      | 1,437   |
| OKLAHOMA        | VANCE AFB                      | 0           | 15    | 0            | 1,225     | 1,240             | 157                      | 38           | 0            | 0                    | 0                  | 88                | 283           | 320      | 1,843   |
| OKLAHOMA        | OTHER                          | 188         | 14    | 22           | 56        | 280               | 5,774                    | 1,711        | 181          | 209                  | 33                 | 28                | 7,936         | 227      | 8,443   |
| OREGON          | COOS HEAD NAVFAC               | 0           | 0     | 0            | 0         | 0                 | 102                      | 0            | 0            | 0                    | 0                  | 0                 | 102           | 0        | 102   |
| OREGON          | PORTLAND IAP AGS               | 0           | 111   | 0            | 0         | 111               | 83                       | 0            | 22           | 0                    | 1,184              | 112               | 1,401         | 1,188    | 2,700   |
| OREGON          | SALEM ARMORY                   | 0           | 0     | 0            | 0         | 0                 | 17                       | 0            | 0            | 0                    | 0                  | 0                 | 17            | 0        | 17  |
| OREGON          | UMATILLA DEPOT                 | 1           | 0     | 0            | 0         | 1                 | 148                      | 0            | 0            | 0                    | 0                  | 0                 | 148           | 3        | 152   |
| OREGON          | OTHER                          | 101         | 48    | 109          | 44        | 302               | 5,791                    | 645          | 455          | 339                  | 1,090              | 2                 | 8,322         | 1,545    | 10,169  |
| PENNSYLVANIA    | CARLISLE BARRACKS              | 456         | 20    | 18           | 35        | 529               | 800                      | 54           | 1            | 1                    | 0                  | 0                 | 856           | 906      | 2,291   |
| PENNSYLVANIA    | CHARLES KELLY SPT FACILITY     | 16          | 0     | 0            | 0         | 16                | 0                        | 0            | 0            | 0                    | 0                  | 0                 | 0             | 31       | 47  |
| PENNSYLVANIA    | DEFENSE DIST DEPOT SUSQUEHANNA | 110         | 8     | 142          | 25        | 285               | 0                        | 334          | 0            | 21                   | 0                  | 4                 | 359           | 2,922    | 3,566   |

| STATE / COUNTRY | BASE NAME                      | ACTIVE DUTY |       |              |           |                   | NATIONAL GUARD / RESERVE |              |              |                      |                    |                   |               | CIVILIAN | ACTIVE DUTY, RESERVE AND CIVILIAN GRAND TOTAL |
|-----------------|--------------------------------|-------------|-------|--------------|-----------|-------------------|--------------------------|--------------|--------------|----------------------|--------------------|-------------------|---------------|----------|---|
|                 |                                | ARMY        | NAVY  | MARINE CORPS | AIR FORCE | ACTIVE DUTY TOTAL | ARMY NATIONAL GUARD      | ARMY RESERVE | NAVY RESERVE | MARINE CORPS RESERVE | AIR NATIONAL GUARD | AIR FORCE RESERVE | RESERVE TOTAL |          |   |
| PENNSYLVANIA    | DEFENSE SUPPLY CTR PHILA       | 59          | 220   | 9            | 0         | 288               | 0                        | 20           | 33           | 2                    | 0                  | 0                 | 55            | 4,243    | 4,586   |
| PENNSYLVANIA    | GR. PITTS IAP-AGS              | 25          | 0     | 0            | 0         | 25                | 0                        | 883          | 0            | 0                    | 1,241              | 1,279             | 3,403         | 822      | 4,250   |
| PENNSYLVANIA    | HARRISBURG OLMSTED IAP-AGS     | 0           | 0     | 0            | 1         | 1                 | 0                        | 0            | 0            | 0                    | 1,142              | 0                 | 1,142         | 309      | 1,452   |
| PENNSYLVANIA    | LETTERKENNY ARMY DEPOT         | 4           | 0     | 0            | 1         | 5                 | 107                      | 475          | 0            | 0                    | 0                  | 0                 | 582           | 2,004    | 2,591   |
| PENNSYLVANIA    | NAV SHIPS PARTS CTRL CTR ICP   | 3           | 130   | 10           | 16        | 159               | 0                        | 126          | 6            | 0                    | 0                  | 0                 | 132           | 2,916    | 3,207   |
| PENNSYLVANIA    | NAVAL BASE PHILADELPHIA        | 0           | 4     | 0            | 0         | 4                 | 0                        | 0            | 0            | 0                    | 0                  | 0                 | 0             | 2,243    | 2,247   |
| PENNSYLVANIA    | PERSONNEL CTR - PHILA          | 0           | 0     | 1            | 11        | 12                | 0                        | 0            | 0            | 0                    | 0                  | 4                 | 4             | 3        | 19  |
| PENNSYLVANIA    | PITTSBURGH MEPS / ENDIST       | 17          | 165   | 75           | 0         | 257               | 0                        | 0            | 21           | 0                    | 0                  | 0                 | 21            | 773      | 1,051   |
| PENNSYLVANIA    | SCRANTON ARMY AMMO PLANT       | 0           | 0     | 0            | 0         | 0                 | 0                        | 0            | 0            | 0                    | 0                  | 0                 | 0             | 11       | 11  |
| PENNSYLVANIA    | STATE COLLEGE ANG STA          | 34          | 0     | 1            | 16        | 51                | 0                        | 0            | 0            | 0                    | 133                | 0                 | 133           | 60       | 244   |
| PENNSYLVANIA    | TOBYHANNA ARMY DEPOT           | 29          | 0     | 0            | 0         | 29                | 46                       | 113          | 0            | 0                    | 0                  | 0                 | 159           | 3,066    | 3,254   |
| PENNSYLVANIA    | USARC FT INDIANTOWN GAP        | 0           | 0     | 0            | 0         | 0                 | 0                        | 0            | 0            | 0                    | 0                  | 0                 | 0             | 828      | 828   |
| PENNSYLVANIA    | WILLOW GROVE NAS               | 0           | 3     | 0            | 0         | 3                 | 0                        | 1            | 0            | 0                    | 842                | 0                 | 843           | 143      | 989   |
| PENNSYLVANIA    | WYOMING VALLEY ANG CTR         | 0           | 1     | 12           | 0         | 13                | 0                        | 0            | 0            | 109                  | 0                  | 0                 | 109           | 0        | 122   |
| PENNSYLVANIA    | OTHER                          | 222         | 128   | 112          | 110       | 572               | 11,878                   | 6,399        | 765          | 1,303                | 81                 | 3                 | 20,429        | 1,227    | 22,228  |
| RHODE ISLAND    | ARMORY OF MOUNTED COMMANDS     | 98          | 0     | 0            | 0         | 98                | 162                      | 0            | 0            | 0                    | 0                  | 0                 | 162           | 2        | 262   |
| RHODE ISLAND    | COVENTRY AGS                   | 0           | 0     | 0            | 0         | 0                 | 57                       | 0            | 0            | 0                    | 58                 | 0                 | 115           | 1        | 116   |
| RHODE ISLAND    | NAVAL STATION NEWPORT          | 17          | 2,485 | 254          | 64        | 2,820             | 0                        | 314          | 623          | 4                    | 0                  | 1                 | 942           | 4,051    | 7,813   |
| RHODE ISLAND    | NG/RSV WARWICK                 | 19          | 0     | 0            | 0         | 19                | 163                      | 0            | 0            | 0                    | 0                  | 0                 | 163           | 12       | 194   |
| RHODE ISLAND    | PROVIDENCE PRT                 | 0           | 0     | 1            | 2         | 3                 | 0                        | 0            | 0            | 0                    | 0                  | 1                 | 1             | 65       | 69  |
| RHODE ISLAND    | QUONSET STATE AIRPORT AGS      | 0           | 0     | 0            | 0         | 0                 | 295                      | 0            | 0            | 0                    | 958                | 0                 | 1,253         | 229      | 1,482   |
| RHODE ISLAND    | OTHER                          | 9           | 432   | 9            | 3         | 453               | 1,485                    | 189          | 1            | 121                  | 155                | 0                 | 1,951         | 337      | 2,741   |
| SOUTH CAROLINA  | BEAUFORT MCAS                  | 0           | 691   | 3,442        | 2         | 4,135             | 0                        | 0            | 0            | 2                    | 0                  | 0                 | 2             | 828      | 4,965   |
| SOUTH CAROLINA  | CHARLESTON AFB                 | 8           | 0     | 15           | 3,682     | 3,705             | 1,303                    | 0            | 8            | 172                  | 1,325              | 2,336             | 5,144         | 2,280    | 11,129  |
| SOUTH CAROLINA  | CHARLESTON NAVSTA              | 8           | 115   | 85           | 19        | 227               | 302                      | 571          | 287          | 101                  | 0                  | 0                 | 1,261         | 49       | 1,537   |
| SOUTH CAROLINA  | FORT JACKSON                   | 9,780       | 41    | 30           | 25        | 9,876             | 0                        | 1,820        | 183          | 0                    | 0                  | 4                 | 2,007         | 4,507    | 16,390  |
| SOUTH CAROLINA  | MYRTLE BEACH AFB               | 0           | 0     | 0            | 1         | 1                 | 47                       | 29           | 0            | 0                    | 0                  | 0                 | 76            | 0        | 77  |
| SOUTH CAROLINA  | NAVAL HOSPITAL CHARLESTON      | 0           | 4     | 0            | 0         | 4                 | 0                        | 0            | 21           | 0                    | 0                  | 0                 | 21            | 232      | 257   |
| SOUTH CAROLINA  | NV WEAPONS STATION CHARLESTON  | 11          | 6,346 | 9            | 1         | 6,367             | 0                        | 0            | 1            | 0                    | 0                  | 0                 | 1             | 4,195    | 10,563  |
| SOUTH CAROLINA  | PARRIS ISLAND MCRD             | 5           | 60    | 6,788        | 0         | 6,853             | 0                        | 0            | 1            | 796                  | 0                  | 0                 | 797           | 472      | 8,122   |
| SOUTH CAROLINA  | SHAW AFB                       | 1,214       | 0     | 0            | 4,177     | 5,391             | 0                        | 210          | 0            | 0                    | 2                  | 111               | 323           | 1,070    | 6,784   |
| SOUTH CAROLINA  | THE CITADEL                    | 17          | 30    | 20           | 0         | 67                | 0                        | 0            | 0            | 0                    | 0                  | 0                 | 0             | 4        | 71  |
| SOUTH CAROLINA  | OTHER                          | 143         | 11    | 103          | 53        | 310               | 7,711                    | 1,566        | 143          | 159                  | 31                 | 2                 | 9,612         | 1,513    | 11,435  |
| SOUTH DAKOTA    | ELLSWORTH AFB                  | 8           | 0     | 0            | 3,158     | 3,166             | 16                       | 0            | 0            | 0                    | 0                  | 30                | 46            | 767      | 3,979   |
| SOUTH DAKOTA    | SIOUX FALLS CTR                | 10          | 0     | 0            | 0         | 10                | 554                      | 0            | 0            | 0                    | 0                  | 0                 | 554           | 316      | 880   |
| SOUTH DAKOTA    | OTHER                          | 42          | 6     | 0            | 7         | 55                | 2,662                    | 385          | 117          | 0                    | 1,039              | 0                 | 4,203         | 381      | 4,639   |
| TENNESSEE       | ALCOA AGS                      | 0           | 0     | 0            | 1         | 1                 | 0                        | 0            | 0            | 0                    | 176                | 0                 | 176           | 1        | 178   |
| TENNESSEE       | ARNOLD AFB                     | 0           | 1     | 0            | 53        | 54                | 0                        | 0            | 0            | 0                    | 0                  | 2                 | 2             | 363      | 419   |
| TENNESSEE       | HOLSTON ARMY AMMO PLANT        | 0           | 0     | 0            | 0         | 0                 | 0                        | 0            | 0            | 0                    | 0                  | 0                 | 0             | 33       | 33  |
| TENNESSEE       | LOVELL FIELD                   | 27          | 0     | 0            | 0         | 27                | 0                        | 35           | 0            | 0                    | 114                | 0                 | 149           | 16       | 192   |
| TENNESSEE       | MCGHEE TYSON ARPT-AGS          | 0           | 0     | 0            | 0         | 0                 | 0                        | 0            | 0            | 0                    | 0                  | 0                 | 0             | 403      | 403   |
| TENNESSEE       | MEMPHIS IAP AGS                | 0           | 0     | 0            | 7         | 7                 | 282                      | 0            | 0            | 0                    | 969                | 0                 | 1,251         | 914      | 2,172   |
| TENNESSEE       | MILAN ARMY AMMO PLANT          | 1           | 0     | 0            | 0         | 1                 | 84                       | 0            | 0            | 0                    | 0                  | 0                 | 84            | 20       | 105   |
| TENNESSEE       | NASHVILLE METRO ARPT-AGS       | 0           | 0     | 0            | 0         | 0                 | 0                        | 0            | 0            | 0                    | 1,062              | 0                 | 1,062         | 925      | 1,987   |
| TENNESSEE       | NAVAL SUPPORT ACTIVITY MID-SOU | 31          | 509   | 0            | 1         | 541               | 150                      | 858          | 429          | 0                    | 0                  | 0                 | 1,437         | 1,880    | 3,858   |
| TENNESSEE       | VOLUNTEER ARMY AMMO PLANT      | 0           | 0     | 0            | 0         | 0                 | 0                        | 0            | 0            | 0                    | 0                  | 0                 | 0             | 30       | 30  |
| TENNESSEE       | OTHER                          | 233         | 927   | 154          | 102       | 1,416             | 9,750                    | 2,822        | 789          | 761                  | 1,195              | 1                 | 15,318        | 2,094    | 18,828  |
| TEXAS           | BROOKS AFB                     | 0           | 0     | 0            | 0         | 0                 | 0                        | 0            | 0            | 0                    | 0                  | 0                 | 0             | 7        | 7   |
| TEXAS           | CAMP SWIFT                     | 0           | 0     | 0            | 0         | 0                 | 221                      | 0            | 0            | 0                    | 0                  | 0                 | 221           | 38       | 259   |
| TEXAS           | CORPUS CHRISTI ARMY DEPOT      | 13          | 0     | 0            | 0         | 13                | 0                        | 41           | 0            | 0                    | 0                  | 0                 | 41            | 3,608    | 3,662   |
| TEXAS           | CORPUS CHRISTI COAST GUARD     | 0           | 0     | 0            | 0         | 0                 | 0                        | 0            | 0            | 0                    | 0                  | 0                 | 0             | 0        | 0   |
| TEXAS           | CORPUS CHRISTI NAS             | 0           | 964   | 305          | 1         | 1,270             | 0                        | 0            | 315          | 124                  | 0                  | 0                 | 439           | 713      | 2,422   |
| TEXAS           | DALLAS NAS                     | 0           | 0     | 0            | 0         | 0                 | 0                        | 0            | 0            | 0                    | 0                  | 0                 | 0             | 27       | 27  |
| TEXAS           | DYESS AFB                      | 4           | 0     | 11           | 4,251     | 4,266             | 170                      | 43           | 1            | 96                   | 1                  | 21                | 332           | 623      | 5,221   |
| TEXAS           | ENDIST FORT WORTH TX           | 56          | 0     | 0            | 0         | 56                | 0                        | 0            | 0            | 0                    | 0                  | 0                 | 0             | 1,101    | 1,157   |
| TEXAS           | ENDIST GALVESTON TX            | 4           | 0     | 13           | 0         | 17                | 0                        | 0            | 0            | 159                  | 0                  | 0                 | 159           | 288      | 464   |
| TEXAS           | FORT BLISS                     | 26,302      | 6     | 0            | 250       | 26,558            | 0                        | 95           | 2            | 0                    | 91                 | 0                 | 188           | 5,656    | 32,402  |
| TEXAS           | FORT HOOD                      | 39,983      | 0     | 0            | 347       | 40,330            | 247                      | 506          | 0            | 0                    | 0                  | 3                 | 756           | 6,563    | 47,649  |

| STATE / COUNTRY | BASE NAME                     | ACTIVE DUTY |        |              |           |                   | NATIONAL GUARD / RESERVE |              |              |                      |                    |                   |               | CIVILIAN | ACTIVE DUTY, RESERVE AND CIVILIAN GRAND TOTAL |
|-----------------|-------------------------------|-------------|--------|--------------|-----------|-------------------|--------------------------|--------------|--------------|----------------------|--------------------|-------------------|---------------|----------|---|
|                 |                               | ARMY        | NAVY   | MARINE CORPS | AIR FORCE | ACTIVE DUTY TOTAL | ARMY NATIONAL GUARD      | ARMY RESERVE | NAVY RESERVE | MARINE CORPS RESERVE | AIR NATIONAL GUARD | AIR FORCE RESERVE | RESERVE TOTAL |          |   |
| TEXAS           | FORT SAM HOUSTON              | 8,437       | 2,526  | 28           | 0         | 10,991            | 0                        | 872          | 208          | 1                    | 0                  | 0                 | 1,081         | 10,738   | 22,810  |
| TEXAS           | FORT WORTH USARC              | 1           | 3      | 2            | 39        | 45                | 344                      | 558          | 0            | 0                    | 0                  | 3                 | 905           | 1,034    | 1,984   |
| TEXAS           | GALVESTON COAST GUARD         | 0           | 5      | 0            | 0         | 5                 | 0                        | 0            | 0            | 0                    | 0                  | 0                 | 0             | 0        | 5   |
| TEXAS           | GARLAND AGS                   | 0           | 0      | 0            | 0         | 0                 | 0                        | 0            | 0            | 0                    | 135                | 0                 | 135           | 33       | 168   |
| TEXAS           | GOODFELLOW AFB                | 722         | 129    | 290          | 1,853     | 2,994             | 0                        | 0            | 0            | 5                    | 2                  | 25                | 32            | 598      | 3,624   |
| TEXAS           | KELLY AFB                     | 0           | 4      | 0            | 5         | 9                 | 0                        | 0            | 0            | 0                    | 0                  | 0                 | 0             | 633      | 642   |
| TEXAS           | KINGSVILLE NAS                | 3           | 445    | 0            | 0         | 448               | 104                      | 88           | 13           | 0                    | 0                  | 0                 | 205           | 221      | 874   |
| TEXAS           | LA PORTE AGS                  | 4           | 0      | 0            | 0         | 4                 | 0                        | 0            | 0            | 0                    | 0                  | 0                 | 0             | 645      | 649   |
| TEXAS           | LACKLAND AFB                  | 468         | 880    | 58           | 16,544    | 17,950            | 0                        | 86           | 62           | 15                   | 915                | 3,080             | 4,158         | 8,233    | 30,341  |
| TEXAS           | LAUGHLIN AFB                  | 0           | 0      | 0            | 1,386     | 1,386             | 91                       | 0            | 0            | 0                    | 0                  | 77                | 168           | 1,006    | 2,560   |
| TEXAS           | LONGHORN ARMY AMMO PLANT      | 0           | 0      | 0            | 0         | 0                 | 0                        | 0            | 0            | 0                    | 0                  | 0                 | 0             | 9        | 9   |
| TEXAS           | LYNDON B. JOHNSON SPACE CTR   | 5           | 10     | 1            | 10        | 26                | 0                        | 0            | 0            | 0                    | 1,090              | 2                 | 1,092         | 426      | 1,544   |
| TEXAS           | NAS JRB FT WORTH TX           | 4           | 233    | 504          | 169       | 910               | 0                        | 428          | 2,036        | 1,428                | 946                | 1,827             | 6,665         | 793      | 8,368   |
| TEXAS           | NAVY RECRUITING AREA 7 DALLAS | 17          | 0      | 0            | 0         | 17                | 0                        | 0            | 0            | 0                    | 0                  | 0                 | 0             | 474      | 491   |
| TEXAS           | RANDOLPH AFB                  | 0           | 1      | 0            | 2,328     | 2,329             | 48                       | 0            | 0            | 0                    | 25                 | 259               | 332           | 4,737    | 7,398   |
| TEXAS           | RED RIVER DEPOT               | 8           | 0      | 9            | 2         | 19                | 0                        | 0            | 1            | 103                  | 0                  | 0                 | 104           | 3,032    | 3,155   |
| TEXAS           | SAN ANTONIO CALLAGHAN USAREC  | 5           | 0      | 0            | 0         | 5                 | 0                        | 0            | 0            | 0                    | 0                  | 0                 | 0             | 0        | 5   |
| TEXAS           | SHEPPARD AFB                  | 21          | 128    | 0            | 4,095     | 4,244             | 0                        | 0            | 0            | 0                    | 3                  | 100               | 103           | 1,576    | 5,923   |
| TEXAS           | OTHER                         | 1,368       | 608    | 611          | 358       | 2,945             | 17,889                   | 13,744       | 2,433        | 1,426                | 64                 | 15                | 35,571        | 5,065    | 43,581  |
| UTAH            | AF PLANT 78                   | 0           | 0      | 0            | 0         | 0                 | 0                        | 0            | 0            | 0                    | 0                  | 0                 | 0             | 5        | 5   |
| UTAH            | CAMP W G WILLIAMS             | 0           | 0      | 13           | 0         | 13                | 1,262                    | 0            | 1            | 145                  | 0                  | 0                 | 1,408         | 82       | 1,503   |
| UTAH            | DEF DIST DEPOT OGDEN UTAH     | 28          | 0      | 0            | 1         | 29                | 0                        | 0            | 0            | 0                    | 0                  | 0                 | 0             | 91       | 120   |
| UTAH            | DESERET CHEMICAL DEPOT        | 0           | 0      | 0            | 0         | 0                 | 0                        | 0            | 0            | 0                    | 0                  | 0                 | 0             | 1        | 1   |
| UTAH            | DUGWAY PROVING GROUND         | 37          | 0      | 0            | 2         | 39                | 0                        | 0            | 0            | 0                    | 0                  | 0                 | 0             | 653      | 692   |
| UTAH            | HILL AFB                      | 13          | 0      | 0            | 3,422     | 3,435             | 0                        | 0            | 0            | 0                    | 3                  | 1,226             | 1,229         | 11,828   | 16,492  |
| UTAH            | SALT LAKE CITY IAP AGS        | 0           | 0      | 0            | 0         | 0                 | 181                      | 0            | 0            | 0                    | 1,407              | 0                 | 1,588         | 561      | 2,149   |
| UTAH            | TOOELE ARMY DEPOT             | 1           | 0      | 0            | 0         | 1                 | 145                      | 0            | 0            | 0                    | 0                  | 0                 | 145           | 502      | 648   |
| UTAH            | OTHER                         | 94          | 20     | 78           | 45        | 237               | 4,001                    | 1,619        | 1            | 0                    | 36                 | 6                 | 5,663         | 587      | 6,487   |
| VERMONT         | BURLINGTON IAP-AGS            | 29          | 0      | 0            | 45        | 74                | 302                      | 0            | 0            | 0                    | 1,055              | 0                 | 1,357         | 340      | 1,771   |
| VERMONT         | ETHAN ALLEN FACILITY          | 0           | 0      | 0            | 0         | 0                 | 563                      | 0            | 0            | 0                    | 0                  | 0                 | 563           | 12       | 575   |
| VERMONT         | TS CAMP JOHNSON GUARD         | 0           | 0      | 0            | 0         | 0                 | 480                      | 31           | 0            | 0                    | 0                  | 0                 | 511           | 229      | 740   |
| VERMONT         | OTHER                         | 17          | 8      | 6            | 7         | 38                | 1,529                    | 160          | 52           | 0                    | 60                 | 0                 | 1,801         | 55       | 1,894   |
| VIRGINIA        | CAMERON STATION               | 19          | 0      | 0            | 0         | 19                | 0                        | 15           | 0            | 0                    | 0                  | 0                 | 15            | 38       | 72  |
| VIRGINIA        | DAM NECK TRNG CTR ATLANTIC    | 4           | 2,820  | 287          | 4         | 3,115             | 478                      | 0            | 117          | 309                  | 1                  | 0                 | 905           | 3,598    | 7,618   |
| VIRGINIA        | DEFENSE HEALTH AGENCY HQ      | 0           | 0      | 0            | 0         | 0                 | 0                        | 0            | 0            | 0                    | 0                  | 0                 | 0             | 1,210    | 1,210   |
| VIRGINIA        | FORT A.P. HILL                | 17          | 0      | 0            | 0         | 17                | 276                      | 236          | 0            | 0                    | 0                  | 0                 | 512           | 342      | 871   |
| VIRGINIA        | FORT BELVOIR                  | 3,533       | 125    | 88           | 380       | 4,126             | 385                      | 2,015        | 6            | 3                    | 0                  | 56                | 2,465         | 12,173   | 18,764  |
| VIRGINIA        | FORT EUSTIS                   | 5,065       | 32     | 4            | 36        | 5,137             | 0                        | 1,184        | 1            | 0                    | 0                  | 9                 | 1,194         | 3,102    | 9,433   |
| VIRGINIA        | FORT LEE                      | 6,149       | 5      | 470          | 307       | 6,931             | 0                        | 291          | 1            | 93                   | 0                  | 13                | 398           | 4,917    | 12,246  |
| VIRGINIA        | FORT MONROE                   | 4           | 1      | 0            | 0         | 5                 | 0                        | 0            | 0            | 0                    | 0                  | 0                 | 0             | 194      | 199   |
| VIRGINIA        | FORT MYER                     | 2,214       | 0      | 2            | 61        | 2,277             | 0                        | 11           | 4            | 0                    | 0                  | 11                | 26            | 6,172    | 8,475   |
| VIRGINIA        | FORT STORY                    | 454         | 2,606  | 339          | 0         | 3,399             | 0                        | 840          | 2,479        | 159                  | 0                  | 0                 | 3,478         | 448      | 7,325   |
| VIRGINIA        | HOTRS MARCORPS                | 0           | 7      | 115          | 0         | 122               | 0                        | 0            | 1            | 1                    | 0                  | 0                 | 2             | 185      | 309   |
| VIRGINIA        | LANGLEY AFB                   | 8           | 1      | 1            | 7,379     | 7,389             | 0                        | 0            | 0            | 0                    | 978                | 794               | 1,772         | 3,148    | 12,309  |
| VIRGINIA        | LITTLE CREEK NAV AMPHIB BASE  | 96          | 5,224  | 16           | 0         | 5,336             | 0                        | 0            | 55           | 0                    | 0                  | 0                 | 55            | 767      | 6,158   |
| VIRGINIA        | MCCDC QUANTICO VA             | 67          | 424    | 6,784        | 190       | 7,465             | 0                        | 10           | 3            | 362                  | 0                  | 39                | 414           | 6,596    | 14,475  |
| VIRGINIA        | NAVAL MEDICAL CTR PORTSMOUTH  | 0           | 3,748  | 10           | 20        | 3,778             | 0                        | 0            | 30           | 1                    | 0                  | 0                 | 31            | 2,198    | 6,007   |
| VIRGINIA        | NAVSURFWEAPCEN DAHLGREN       | 0           | 752    | 1            | 25        | 778               | 0                        | 0            | 4            | 0                    | 0                  | 0                 | 4             | 4,485    | 5,267   |
| VIRGINIA        | NORFOLK ENDIST                | 37          | 0      | 0            | 0         | 37                | 0                        | 0            | 0            | 0                    | 0                  | 0                 | 0             | 365      | 402   |
| VIRGINIA        | NORFOLK NAV SHIPYD            | 0           | 1,217  | 0            | 0         | 1,217             | 0                        | 0            | 97           | 0                    | 0                  | 0                 | 97            | 9,636    | 10,950  |
| VIRGINIA        | NORFOLK NAVAL BASE            | 149         | 33,464 | 1,279        | 56        | 34,948            | 25                       | 66           | 1,660        | 146                  | 0                  | 77                | 1,974         | 15,441   | 52,363  |
| VIRGINIA        | NORFOLK NSC                   | 6           | 348    | 208          | 1         | 563               | 0                        | 0            | 139          | 0                    | 0                  | 0                 | 139           | 80       | 782   |
| VIRGINIA        | NSGA NORTHWEST                | 0           | 174    | 488          | 0         | 662               | 0                        | 0            | 1            | 0                    | 0                  | 0                 | 1             | 341      | 1,004   |
| VIRGINIA        | OCEANA NAS                    | 0           | 3,433  | 260          | 4         | 3,697             | 0                        | 0            | 467          | 5                    | 0                  | 0                 | 472           | 759      | 4,928   |
| VIRGINIA        | PENTAGON                      | 2,922       | 1,510  | 1,081        | 2,591     | 8,104             | 0                        | 382          | 151          | 34                   | 19                 | 534               | 1,120         | 9,286    | 18,510  |
| VIRGINIA        | RADFORD ARMY AMMO PLANT       | 1           | 0      | 0            | 0         | 1                 | 0                        | 0            | 0            | 0                    | 0                  | 0                 | 0             | 22       | 23  |
| VIRGINIA        | RICHMOND DEF DEPOT            | 6           | 158    | 2            | 20        | 186               | 0                        | 35           | 47           | 0                    | 39                 | 6                 | 127           | 2,665    | 2,978   |
| VIRGINIA        | RICHMOND IAP AGS              | 0           | 0      | 0            | 0         | 0                 | 630                      | 0            | 0            | 0                    | 23                 | 0                 | 653           | 122      | 775   |

| STATE / COUNTRY         | BASE NAME                      | ACTIVE DUTY |        |              |           |                   | NATIONAL GUARD / RESERVE |              |              |                      |                    |                   |               | CIVILIAN | ACTIVE DUTY, RESERVE AND CIVILIAN GRAND TOTAL |    |
|-------------------------|--------------------------------|-------------|--------|--------------|-----------|-------------------|--------------------------|--------------|--------------|----------------------|--------------------|-------------------|---------------|----------|---|----|
|                         |                                | ARMY        | NAVY   | MARINE CORPS | AIR FORCE | ACTIVE DUTY TOTAL | ARMY NATIONAL GUARD      | ARMY RESERVE | NAVY RESERVE | MARINE CORPS RESERVE | AIR NATIONAL GUARD | AIR FORCE RESERVE | RESERVE TOTAL |          |   |    |
| VIRGINIA                | USCG ALEXANDRIA VA             | 13          | 0      | 0            | 0         | 13                | 0                        | 0            | 0            | 0                    | 0                  | 0                 | 0             | 0        | 0   | 13 |
| VIRGINIA                | USCG CAPE CHARLES VA           | 0           | 0      | 0            | 0         | 0                 | 0                        | 0            | 0            | 0                    | 0                  | 0                 | 0             | 0        | 0   | 0  |
| VIRGINIA                | USCG HAMPTON ROADS VA          | 0           | 5      | 0            | 21        | 26                | 0                        | 0            | 0            | 0                    | 0                  | 0                 | 0             | 0        | 26  |    |
| VIRGINIA                | USCG YORKTOWN VA               | 0           | 1      | 0            | 0         | 1                 | 0                        | 0            | 0            | 0                    | 0                  | 0                 | 0             | 0        | 1   |    |
| VIRGINIA                | VINT HILL FARMS STA            | 0           | 0      | 0            | 0         | 0                 | 0                        | 0            | 0            | 0                    | 0                  | 0                 | 0             | 9        | 9   |    |
| VIRGINIA                | WALLOPS ISLAND                 | 0           | 84     | 0            | 0         | 84                | 0                        | 0            | 0            | 0                    | 0                  | 0                 | 0             | 78       | 162   |    |
| VIRGINIA                | YORKTOWN NAVWEAPSTA            | 15          | 501    | 391          | 1         | 908               | 0                        | 0            | 5            | 0                    | 0                  | 0                 | 5             | 2,170    | 3,083   |    |
| VIRGINIA                | OTHER                          | 2,073       | 16,778 | 238          | 1,463     | 20,552            | 4,733                    | 2,670        | 663          | 421                  | 344                | 221               | 9,052         | 8,195    | 37,799  |    |
| WASHINGTON              | BELLINGHAM MAP                 | 0           | 0      | 0            | 1         | 1                 | 0                        | 0            | 0            | 0                    | 0                  | 0                 | 0             | 1        | 2   |    |
| WASHINGTON              | ENDIST SEATTLE WA              | 0           | 0      | 0            | 0         | 0                 | 0                        | 0            | 0            | 0                    | 0                  | 0                 | 0             | 1,064    | 1,064   |    |
| WASHINGTON              | ENDIST WALLA WALLA WA          | 2           | 0      | 0            | 0         | 2                 | 84                       | 0            | 0            | 0                    | 0                  | 0                 | 84            | 868      | 954   |    |
| WASHINGTON              | FAIRCHILD AFB                  | 5           | 0      | 0            | 2,805     | 2,810             | 296                      | 477          | 0            | 0                    | 988                | 25                | 1,786         | 1,250    | 5,846   |    |
| WASHINGTON              | FORT LAWTON                    | 0           | 0      | 0            | 0         | 0                 | 0                        | 0            | 0            | 0                    | 0                  | 0                 | 0             | 92       | 92  |    |
| WASHINGTON              | FORT LEWIS                     | 29,373      | 21     | 36           | 242       | 29,672            | 1,804                    | 2,731        | 9            | 385                  | 653                | 5                 | 5,587         | 8,304    | 43,563  |    |
| WASHINGTON              | MCCHORD AFB                    | 3           | 7      | 0            | 3,162     | 3,172             | 0                        | 0            | 0            | 0                    | 371                | 2,082             | 2,453         | 872      | 6,497   |    |
| WASHINGTON              | NAVAL BASE KITSAP-BANGOR       | 9           | 5,704  | 538          | 0         | 6,251             | 0                        | 0            | 515          | 0                    | 0                  | 0                 | 515           | 2,337    | 9,103   |    |
| WASHINGTON              | NAVAL BASE KITSAP-BREMERTON    | 5           | 3,617  | 0            | 0         | 3,622             | 0                        | 0            | 199          | 0                    | 0                  | 0                 | 199           | 14,466   | 18,287  |    |
| WASHINGTON              | NAVAL HOSPITAL BREMERTON       | 0           | 812    | 0            | 0         | 812               | 149                      | 0            | 3            | 0                    | 0                  | 0                 | 152           | 783      | 1,747   |    |
| WASHINGTON              | NAVAL STATION EVERETT          | 3           | 1,245  | 0            | 0         | 1,248             | 0                        | 0            | 341          | 0                    | 0                  | 0                 | 341           | 393      | 1,982   |    |
| WASHINGTON              | PAINE AGS                      | 0           | 0      | 0            | 0         | 0                 | 0                        | 0            | 0            | 0                    | 0                  | 0                 | 0             | 1        | 1   |    |
| WASHINGTON              | PUGET SOUND NS - SAND POINT    | 0           | 0      | 0            | 0         | 0                 | 0                        | 0            | 0            | 0                    | 0                  | 0                 | 0             | 1        | 1   |    |
| WASHINGTON              | SEATTLE AGB                    | 0           | 0      | 0            | 6         | 6                 | 239                      | 0            | 0            | 0                    | 0                  | 1                 | 240           | 75       | 321   |    |
| WASHINGTON              | SPOKANE IAP AGS                | 0           | 0      | 0            | 0         | 0                 | 70                       | 0            | 0            | 0                    | 0                  | 0                 | 70            | 0        | 70  |    |
| WASHINGTON              | VANCOUVER BARRACKS             | 0           | 0      | 0            | 0         | 0                 | 0                        | 2            | 0            | 0                    | 0                  | 0                 | 2             | 28       | 30  |    |
| WASHINGTON              | WHIDBEY ISLAND NAS             | 0           | 4,859  | 50           | 13        | 4,922             | 0                        | 0            | 739          | 0                    | 0                  | 0                 | 739           | 1,194    | 6,855   |    |
| WASHINGTON              | OTHER                          | 289         | 2,768  | 103          | 156       | 3,316             | 3,497                    | 2,509        | 279          | 135                  | 0                  | 6                 | 6,426         | 613      | 10,355  |    |
| WEST VIRGINIA           | NAV SEC GROUP DET SUGAR GROVE  | 0           | 100    | 0            | 0         | 100               | 0                        | 0            | 0            | 0                    | 0                  | 0                 | 0             | 57       | 157   |    |
| WEST VIRGINIA           | SHEPHERD FLD AGS (EWRVA)       | 0           | 0      | 0            | 27        | 27                | 123                      | 39           | 0            | 0                    | 1,184              | 0                 | 1,346         | 406      | 1,779   |    |
| WEST VIRGINIA           | YEAGER ARPT AGS                | 1           | 0      | 0            | 0         | 1                 | 392                      | 0            | 0            | 0                    | 1,030              | 0                 | 1,422         | 325      | 1,748   |    |
| WEST VIRGINIA           | OTHER                          | 44          | 8      | 91           | 13        | 156               | 3,602                    | 1,858        | 101          | 103                  | 38                 | 0                 | 5,702         | 969      | 6,827   |    |
| WISCONSIN               | BADGER ARMY AMMO PLANT         | 0           | 0      | 0            | 1         | 1                 | 39                       | 0            | 0            | 0                    | 0                  | 0                 | 39            | 0        | 40  |    |
| WISCONSIN               | CAMP DOUGLAS                   | 25          | 0      | 0            | 0         | 25                | 318                      | 0            | 0            | 0                    | 0                  | 0                 | 318           | 9        | 352   |    |
| WISCONSIN               | FORT MCCOY                     | 123         | 9      | 0            | 0         | 132               | 202                      | 758          | 19           | 0                    | 0                  | 0                 | 979           | 2,092    | 3,203   |    |
| WISCONSIN               | GEN BILLY MITCHELL FIELD/RSV C | 0           | 4      | 11           | 9         | 24                | 0                        | 0            | 126          | 163                  | 875                | 0                 | 1,164         | 355      | 1,543   |    |
| WISCONSIN               | TRUAX FIELD ANG STA            | 1           | 2      | 9            | 0         | 12                | 1,095                    | 394          | 102          | 153                  | 1,116              | 0                 | 2,860         | 480      | 3,352   |    |
| WISCONSIN               | VOLK FIELD ANG BASE            | 0           | 0      | 0            | 0         | 0                 | 0                        | 0            | 0            | 0                    | 299                | 0                 | 299           | 45       | 344   |    |
| WISCONSIN               | OTHER                          | 160         | 30     | 92           | 42        | 324               | 5,901                    | 3,042        | 136          | 143                  | 39                 | 0                 | 9,261         | 993      | 10,578  |    |
| WYOMING                 | BOULDER RESEARCH SITE          | 0           | 0      | 0            | 0         | 0                 | 0                        | 0            | 0            | 0                    | 0                  | 0                 | 0             | 1        | 1   |    |
| WYOMING                 | CAMP GUERNSEY                  | 0           | 0      | 0            | 0         | 0                 | 171                      | 0            | 0            | 0                    | 0                  | 0                 | 171           | 62       | 233   |    |
| WYOMING                 | FRANCIS E WARREN AFB           | 19          | 0      | 0            | 2,887     | 2,906             | 0                        | 0            | 65           | 0                    | 1,119              | 34                | 1,218         | 797      | 4,921   |    |
| WYOMING                 | OTHER                          | 6           | 0      | 0            | 7         | 13                | 915                      | 90           | 0            | 0                    | 0                  | 0                 | 1,005         | 29       | 1,047   |    |
| ZW_UNK/RESERVE/OFF BASE | OTHER                          | 36          | 0      | 0            | 0         | 36                | 0                        | 18           | 2            | 0                    | 0                  | 0                 | 20            | 0        | 56  |    |
| AFGHANISTAN             | OTHER                          | 0           | 0      | 0            | 0         | 0                 | 0                        | 0            | 0            | 0                    | 0                  | 0                 | 0             | 127      | 127   |    |
| ALBANIA                 | OTHER                          | 1           | 0      | 0            | 0         | 1                 | 0                        | 0            | 0            | 0                    | 0                  | 0                 | 0             | 0        | 1   |    |
| ALGERIA                 | OTHER                          | 2           | 0      | 0            | 0         | 2                 | 0                        | 0            | 0            | 0                    | 0                  | 0                 | 0             | 0        | 2   |    |
| AMERICAN SAMOA          | OTHER                          | 0           | 0      | 0            | 0         | 0                 | 0                        | 349          | 0            | 0                    | 0                  | 0                 | 349           | 20       | 369   |    |
| ANGOLA                  | OTHER                          | 2           | 0      | 0            | 0         | 2                 | 0                        | 0            | 0            | 0                    | 0                  | 0                 | 0             | 0        | 2   |    |
| ARGENTINA               | OTHER                          | 0           | 6      | 0            | 7         | 13                | 0                        | 0            | 0            | 0                    | 0                  | 0                 | 0             | 1        | 14  |    |
| ARMENIA                 | OTHER                          | 2           | 0      | 0            | 0         | 2                 | 0                        | 0            | 0            | 0                    | 0                  | 0                 | 0             | 0        | 2   |    |
| AUSTRALIA               | CANBERRA A.C.T.                | 3           | 33     | 1            | 21        | 58                | 0                        | 0            | 0            | 0                    | 0                  | 0                 | 0             | 0        | 58  |    |
| AUSTRALIA               | OTHER                          | 26          | 31     | 2            | 15        | 74                | 0                        | 0            | 0            | 0                    | 0                  | 0                 | 0             | 1        | 75  |    |
| AUSTRIA                 | OTHER                          | 1           | 0      | 0            | 4         | 5                 | 0                        | 0            | 0            | 0                    | 0                  | 0                 | 0             | 1        | 6   |    |
| AZERBAIJAN              | OTHER                          | 3           | 0      | 0            | 0         | 3                 | 0                        | 0            | 0            | 0                    | 0                  | 0                 | 0             | 0        | 3   |    |
| BAHAMAS, THE            | OTHER                          | 1           | 47     | 0            | 0         | 48                | 0                        | 0            | 0            | 0                    | 0                  | 0                 | 0             | 0        | 48  |    |
| BAHRAIN                 | OTHER                          | 0           | 329    | 6            | 0         | 335               | 0                        | 0            | 4            | 0                    | 0                  | 0                 | 4             | 454      | 793   |    |
| BANGLADESH              | OTHER                          | 4           | 0      | 0            | 0         | 4                 | 0                        | 0            | 0            | 0                    | 0                  | 0                 | 0             | 0        | 4   |    |
| BARBADOS                | OTHER                          | 2           | 0      | 0            | 1         | 3                 | 0                        | 0            | 0            | 0                    | 0                  | 0                 | 0             | 0        | 3   |    |
| BELGIUM                 | BRUSSELS NATO                  | 31          | 32     | 0            | 50        | 113               | 0                        | 2            | 0            | 0                    | 0                  | 0                 | 2             | 83       | 198   |    |

| STATE / COUNTRY     | BASE NAME                   | ACTIVE DUTY |      |              |           |                   | NATIONAL GUARD / RESERVE |              |              |                      |                    |                   |               | CIVILIAN | ACTIVE DUTY, RESERVE AND CIVILIAN GRAND TOTAL |
|---------------------|-----------------------------|-------------|------|--------------|-----------|-------------------|--------------------------|--------------|--------------|----------------------|--------------------|-------------------|---------------|----------|---|
|                     |                             | ARMY        | NAVY | MARINE CORPS | AIR FORCE | ACTIVE DUTY TOTAL | ARMY NATIONAL GUARD      | ARMY RESERVE | NAVY RESERVE | MARINE CORPS RESERVE | AIR NATIONAL GUARD | AIR FORCE RESERVE | RESERVE TOTAL |          |   |
| BELGIUM             | CHIEVRES AS BELGIUM         | 157         | 0    | 0            | 75        | 232               | 0                        | 0            | 0            | 0                    | 0                  | 0                 | 0             | 125      | 357   |
| BELGIUM             | SHAPE CASTEAU NATO          | 390         | 19   | 1            | 296       | 706               | 0                        | 1            | 0            | 0                    | 0                  | 2                 | 3             | 94       | 803   |
| BELGIUM             | OTHER                       | 51          | 6    | 3            | 0         | 60                | 0                        | 0            | 0            | 0                    | 0                  | 0                 | 0             | 500      | 560   |
| BELIZE              | OTHER                       | 4           | 0    | 0            | 0         | 4                 | 0                        | 0            | 0            | 0                    | 0                  | 0                 | 0             | 0        | 4   |
| BERMUDA             | NAS BERMUDA                 | 0           | 0    | 0            | 4         | 4                 | 0                        | 0            | 0            | 0                    | 0                  | 0                 | 0             | 0        | 4   |
| BOLIVIA             | OTHER                       | 5           | 0    | 0            | 2         | 7                 | 0                        | 0            | 0            | 0                    | 0                  | 0                 | 0             | 0        | 7   |
| BOSNIA/HERZEGOVINA  | OTHER                       | 1           | 0    | 0            | 1         | 2                 | 0                        | 0            | 0            | 0                    | 0                  | 0                 | 0             | 0        | 2   |
| BOTSWANA            | OTHER                       | 1           | 0    | 0            | 1         | 2                 | 0                        | 0            | 0            | 0                    | 0                  | 0                 | 0             | 0        | 2   |
| BRAZIL              | OTHER                       | 8           | 9    | 0            | 10        | 27                | 0                        | 0            | 0            | 0                    | 0                  | 0                 | 2             | 29       | 29  |
| BRIT IND OCN. TERR. | OTHER                       | 0           | 199  | 0            | 0         | 199               | 0                        | 0            | 0            | 0                    | 0                  | 0                 | 0             | 0        | 199   |
| BULGARIA            | OTHER                       | 2           | 1    | 0            | 0         | 3                 | 0                        | 0            | 0            | 0                    | 0                  | 0                 | 3             | 6        | 6   |
| BURKINA             | OTHER                       | 0           | 0    | 0            | 1         | 1                 | 0                        | 0            | 0            | 0                    | 0                  | 0                 | 0             | 0        | 1   |
| BURMA               | OTHER                       | 3           | 0    | 0            | 0         | 3                 | 0                        | 0            | 0            | 0                    | 0                  | 0                 | 0             | 0        | 3   |
| BURUNDI             | OTHER                       | 1           | 0    | 0            | 0         | 1                 | 0                        | 0            | 0            | 0                    | 0                  | 0                 | 0             | 0        | 1   |
| CAMBODIA            | OTHER                       | 4           | 4    | 0            | 0         | 8                 | 0                        | 0            | 0            | 0                    | 0                  | 0                 | 0             | 8        | 8   |
| CAMEROON            | OTHER                       | 2           | 0    | 0            | 0         | 2                 | 0                        | 0            | 0            | 0                    | 0                  | 0                 | 0             | 0        | 2   |
| CANADA              | ARGENTIA NEWFOUNDLAND       | 0           | 0    | 0            | 19        | 19                | 0                        | 0            | 0            | 0                    | 0                  | 0                 | 0             | 0        | 19  |
| CANADA              | OTHER                       | 4           | 0    | 0            | 82        | 86                | 0                        | 0            | 0            | 0                    | 0                  | 0                 | 24            | 110      | 110   |
| CHAD                | OTHER                       | 3           | 0    | 0            | 0         | 3                 | 0                        | 0            | 0            | 0                    | 0                  | 0                 | 0             | 0        | 3   |
| CHILE               | OTHER                       | 6           | 8    | 0            | 9         | 23                | 0                        | 0            | 0            | 0                    | 1                  | 0                 | 1             | 4        | 28  |
| CHINA               | OTHER                       | 5           | 3    | 2            | 0         | 10                | 0                        | 0            | 0            | 0                    | 0                  | 0                 | 0             | 0        | 10  |
| COLOMBIA            | OTHER                       | 28          | 4    | 1            | 12        | 45                | 0                        | 0            | 0            | 0                    | 0                  | 0                 | 11            | 56       | 56  |
| CONGO               | OTHER                       | 4           | 0    | 0            | 1         | 5                 | 0                        | 0            | 0            | 0                    | 0                  | 0                 | 0             | 0        | 5   |
| COSTA RICA          | OTHER                       | 1           | 1    | 0            | 0         | 2                 | 0                        | 0            | 0            | 0                    | 0                  | 0                 | 1             | 3        | 3   |
| COTE DIVOIRE        | OTHER                       | 3           | 0    | 0            | 0         | 3                 | 0                        | 0            | 0            | 0                    | 0                  | 0                 | 0             | 0        | 3   |
| CROATIA             | OTHER                       | 3           | 0    | 0            | 0         | 3                 | 0                        | 0            | 0            | 0                    | 0                  | 0                 | 0             | 0        | 3   |
| CUBA                | GUANTANAMO BAY NS           | 194         | 512  | 24           | 0         | 730               | 0                        | 0            | 148          | 0                    | 0                  | 0                 | 148           | 87       | 965   |
| CUBA                | OTHER                       | 0           | 4    | 0            | 0         | 4                 | 0                        | 0            | 0            | 0                    | 0                  | 0                 | 775           | 779      | 779   |
| CYPRUS              | OTHER                       | 3           | 0    | 0            | 9         | 12                | 0                        | 0            | 0            | 0                    | 0                  | 0                 | 0             | 0        | 12  |
| CZECH REPUBLIC      | OTHER                       | 4           | 0    | 0            | 0         | 4                 | 0                        | 0            | 0            | 0                    | 0                  | 0                 | 0             | 0        | 4   |
| DENMARK             | OTHER                       | 2           | 3    | 0            | 4         | 9                 | 0                        | 0            | 0            | 0                    | 0                  | 0                 | 0             | 0        | 9   |
| DJIBOUTI            | OTHER                       | 0           | 0    | 0            | 1         | 1                 | 0                        | 0            | 0            | 0                    | 0                  | 0                 | 6             | 7        | 7   |
| DOMINICAN REPUBLIC  | OTHER                       | 5           | 1    | 3            | 2         | 11                | 0                        | 0            | 0            | 0                    | 0                  | 0                 | 1             | 12       | 12  |
| ECUADOR             | OTHER                       | 3           | 1    | 0            | 2         | 6                 | 0                        | 0            | 0            | 0                    | 0                  | 0                 | 0             | 0        | 6   |
| EGYPT               | CAIRO MED UNIT              | 0           | 17   | 0            | 10        | 27                | 0                        | 0            | 0            | 0                    | 0                  | 0                 | 9             | 36       | 36  |
| EGYPT               | EL GORAH EGYPT              | 217         | 0    | 0            | 0         | 217               | 0                        | 0            | 0            | 0                    | 0                  | 0                 | 0             | 0        | 217   |
| EGYPT               | OTHER                       | 23          | 2    | 1            | 17        | 43                | 0                        | 0            | 0            | 0                    | 0                  | 0                 | 9             | 52       | 52  |
| EL SALVADOR         | SAN SALVADOR AM. EMBASSY    | 7           | 1    | 1            | 2         | 11                | 0                        | 0            | 0            | 0                    | 0                  | 0                 | 2             | 13       | 13  |
| ESTONIA             | OTHER                       | 1           | 1    | 0            | 0         | 2                 | 0                        | 0            | 0            | 0                    | 0                  | 0                 | 0             | 0        | 2   |
| ETHIOPIA            | OTHER                       | 0           | 0    | 0            | 0         | 0                 | 0                        | 0            | 0            | 0                    | 0                  | 0                 | 1             | 1        | 1   |
| FINLAND             | OTHER                       | 2           | 2    | 0            | 3         | 7                 | 0                        | 0            | 0            | 0                    | 0                  | 0                 | 0             | 0        | 7   |
| FRANCE              | PARIS AMERICAN EMBASSY      | 11          | 9    | 2            | 17        | 39                | 0                        | 0            | 0            | 0                    | 0                  | 0                 | 2             | 41       | 41  |
| FRANCE              | OTHER                       | 12          | 1    | 0            | 1         | 14                | 0                        | 0            | 0            | 0                    | 0                  | 0                 | 0             | 0        | 14  |
| GABON               | OTHER                       | 2           | 0    | 0            | 0         | 2                 | 0                        | 0            | 0            | 0                    | 0                  | 0                 | 0             | 0        | 2   |
| GEORGIA             | OTHER                       | 4           | 0    | 0            | 0         | 4                 | 0                        | 0            | 0            | 0                    | 0                  | 0                 | 1             | 5        | 5   |
| GERMANY             | ANSBACH BARTON BARRACKS     | 648         | 0    | 0            | 0         | 648               | 0                        | 0            | 0            | 0                    | 0                  | 0                 | 109           | 757      | 757   |
| GERMANY             | BAD GODESBERG AMER. EMBASSY | 0           | 2    | 0            | 6         | 8                 | 0                        | 0            | 0            | 0                    | 0                  | 0                 | 0             | 0        | 8   |
| GERMANY             | BAD KISSINGEN GERMANY       | 0           | 19   | 0            | 0         | 19                | 0                        | 0            | 0            | 0                    | 0                  | 0                 | 0             | 0        | 19  |
| GERMANY             | BAMBERG WARNER BARRACKS     | 26          | 0    | 0            | 0         | 26                | 0                        | 28           | 0            | 0                    | 0                  | 28                | 20            | 74       | 74  |
| GERMANY             | BAUMHOLDER H.D.SMITH BRCKS  | 2,049       | 0    | 0            | 0         | 2,049             | 0                        | 0            | 0            | 0                    | 0                  | 0                 | 77            | 2,126    | 2,126   |
| GERMANY             | BOBLINGEN PANZER KASERNE    | 712         | 0    | 34           | 0         | 746               | 0                        | 0            | 0            | 0                    | 0                  | 0                 | 1             | 747      | 747   |
| GERMANY             | BREMERHAVEN CARL-SCHURZ     | 5           | 0    | 0            | 0         | 5                 | 0                        | 0            | 0            | 0                    | 0                  | 0                 | 0             | 0        | 5   |
| GERMANY             | BUHEL AB                    | 0           | 0    | 0            | 137       | 137               | 0                        | 0            | 0            | 0                    | 0                  | 0                 | 0             | 0        | 137   |
| GERMANY             | CRAILSHEIM                  | 0           | 0    | 0            | 0         | 0                 | 0                        | 108          | 4            | 0                    | 1                  | 113               | 0             | 113      | 113   |
| GERMANY             | DARMSTADT GERMANY           | 13          | 0    | 19           | 87        | 119               | 0                        | 0            | 0            | 0                    | 0                  | 0                 | 0             | 0        | 119   |
| GERMANY             | ETTLINGEN RHINELAND KASERNE | 26          | 0    | 0            | 0         | 26                | 0                        | 0            | 0            | 0                    | 0                  | 0                 | 0             | 0        | 26  |
| GERMANY             | FRANKFURT GERMANY           | 2           | 0    | 705          | 13        | 720               | 0                        | 0            | 0            | 0                    | 0                  | 0                 | 1             | 721      | 721   |
| GERMANY             | GARMISCH                    | 67          | 0    | 0            | 5         | 72                | 0                        | 0            | 0            | 0                    | 0                  | 0                 | 0             | 0        | 72  |

| STATE / COUNTRY | BASE NAME                     | ACTIVE DUTY |       |              |           |                   | NATIONAL GUARD / RESERVE |              |              |                      |                    |                   |               | CIVILIAN | ACTIVE DUTY, RESERVE AND CIVILIAN GRAND TOTAL |
|-----------------|-------------------------------|-------------|-------|--------------|-----------|-------------------|--------------------------|--------------|--------------|----------------------|--------------------|-------------------|---------------|----------|---|
|                 |                               | ARMY        | NAVY  | MARINE CORPS | AIR FORCE | ACTIVE DUTY TOTAL | ARMY NATIONAL GUARD      | ARMY RESERVE | NAVY RESERVE | MARINE CORPS RESERVE | AIR NATIONAL GUARD | AIR FORCE RESERVE | RESERVE TOTAL |          |   |
| GERMANY         | GEILENKIRCHEN                 | 2           | 8     | 0            | 477       | 487               | 0                        | 0            | 0            | 0                    | 0                  | 0                 | 0             | 26       | 513   |
| GERMANY         | GRAFENWOHR GERMANY            | 3,250       | 0     | 1            | 10        | 3,261             | 0                        | 130          | 0            | 0                    | 0                  | 130               | 343           | 3,734    |   |
| GERMANY         | HEIDELBERG CAMPBELL BARRACKS  | 761         | 0     | 0            | 8         | 769               | 0                        | 0            | 0            | 0                    | 0                  | 0                 | 422           | 1,191    |   |
| GERMANY         | HEIDELBERG PATTON BARRACKS    | 22          | 0     | 0            | 0         | 22                | 0                        | 0            | 0            | 0                    | 0                  | 0                 | 469           | 491      |   |
| GERMANY         | HERZOGENAURAUCH               | 13          | 0     | 0            | 0         | 13                | 0                        | 0            | 0            | 0                    | 0                  | 0                 | 1             | 14       |   |
| GERMANY         | HOHENFELS GERMANY             | 1,380       | 0     | 0            | 15        | 1,395             | 0                        | 0            | 0            | 0                    | 0                  | 137               | 1,532         |          |   |
| GERMANY         | JILLESHEIM GERMANY            | 910         | 0     | 0            | 7         | 917               | 0                        | 2            | 0            | 0                    | 0                  | 2                 | 26            | 945      |   |
| GERMANY         | KAAPAUN AS                    | 0           | 0     | 0            | 320       | 320               | 0                        | 0            | 0            | 0                    | 0                  | 0                 | 4             | 324      |   |
| GERMANY         | KAEFERTAL GERMANY             | 2           | 0     | 0            | 0         | 2                 | 0                        | 0            | 0            | 0                    | 0                  | 0                 | 0             | 2        |   |
| GERMANY         | KAISERSLAUTERN                | 2,347       | 2     | 5            | 54        | 2,408             | 0                        | 621          | 0            | 0                    | 0                  | 4                 | 625           | 668      | 3,701   |
| GERMANY         | KALKAR                        | 0           | 0     | 0            | 10        | 10                | 0                        | 0            | 0            | 0                    | 0                  | 0                 | 0             | 10       |   |
| GERMANY         | KATTEBACH KASERNE(ANSBACH)    | 1,237       | 0     | 0            | 0         | 1,237             | 0                        | 0            | 0            | 0                    | 0                  | 0                 | 59            | 1,296    |   |
| GERMANY         | LANDSTUHL MEDICAL CENTER      | 1,083       | 7     | 0            | 297       | 1,387             | 0                        | 10           | 40           | 0                    | 0                  | 2                 | 52            | 609      | 2,048   |
| GERMANY         | MANNHEIM                      | 2           | 0     | 0            | 0         | 2                 | 0                        | 0            | 0            | 0                    | 0                  | 0                 | 0             | 2        |   |
| GERMANY         | MIESAU ARMY DEPOT             | 391         | 0     | 0            | 0         | 391               | 0                        | 0            | 0            | 0                    | 0                  | 0                 | 32            | 423      |   |
| GERMANY         | MOHRINGEN KELLEY BARRACKS     | 147         | 87    | 187          | 116       | 537               | 0                        | 0            | 1            | 7                    | 1                  | 47                | 56            | 16       | 609   |
| GERMANY         | MUNICH                        | 0           | 0     | 0            | 77        | 77                | 0                        | 0            | 0            | 0                    | 0                  | 0                 | 0             | 77       |   |
| GERMANY         | PIRMASENS                     | 33          | 0     | 0            | 1         | 34                | 0                        | 1            | 0            | 0                    | 0                  | 1                 | 35            | 70       |   |
| GERMANY         | RAMSTEIN FRG                  | 89          | 0     | 0            | 8,136     | 8,225             | 0                        | 0            | 0            | 0                    | 4                  | 128               | 132           | 831      | 9,188   |
| GERMANY         | SCHWABACH                     | 207         | 0     | 0            | 0         | 207               | 0                        | 0            | 0            | 0                    | 0                  | 0                 | 0             | 207      |   |
| GERMANY         | SCHWEINFURT CONN BARRACKS     | 5           | 0     | 0            | 0         | 5                 | 0                        | 0            | 0            | 0                    | 0                  | 0                 | 1             | 6        |   |
| GERMANY         | SCHWEINFURT LEDWARD BARRACKS  | 138         | 0     | 0            | 0         | 138               | 0                        | 0            | 0            | 0                    | 0                  | 0                 | 9             | 147      |   |
| GERMANY         | SCHWETZINGEN                  | 0           | 0     | 0            | 0         | 0                 | 0                        | 0            | 0            | 0                    | 0                  | 0                 | 32            | 32       |   |
| GERMANY         | SCHWETZINGEN TOMPKIN BARRACKS | 0           | 0     | 0            | 0         | 0                 | 0                        | 6            | 0            | 0                    | 0                  | 6                 | 109           | 115      |   |
| GERMANY         | SECKENHEIM                    | 1           | 0     | 0            | 0         | 1                 | 0                        | 0            | 0            | 0                    | 0                  | 0                 | 0             | 1        |   |
| GERMANY         | SEMBACH FRG                   | 393         | 10    | 0            | 23        | 426               | 0                        | 0            | 9            | 0                    | 0                  | 9                 | 76            | 511      |   |
| GERMANY         | SPANGDAHLEM AB                | 3           | 0     | 0            | 3,106     | 3,109             | 0                        | 0            | 0            | 0                    | 28                 | 28                | 185           | 3,322    |   |
| GERMANY         | STUTTGART GERMANY             | 367         | 18    | 38           | 296       | 719               | 0                        | 49           | 0            | 0                    | 3                  | 82                | 134           | 373      | 1,226   |
| GERMANY         | VAIHINGEN - PATCH BARRACKS    | 231         | 341   | 0            | 21        | 593               | 0                        | 1            | 42           | 0                    | 1                  | 44                | 357           | 994      |   |
| GERMANY         | VILSECK                       | 4,905       | 0     | 0            | 83        | 4,988             | 0                        | 0            | 0            | 0                    | 0                  | 0                 | 360           | 5,348    |   |
| GERMANY         | WIESBADEN GERMANY             | 1,860       | 0     | 0            | 58        | 1,918             | 0                        | 82           | 0            | 0                    | 0                  | 82                | 479           | 2,479    |   |
| GERMANY         | WORMS                         | 0           | 0     | 0            | 0         | 0                 | 0                        | 0            | 0            | 0                    | 0                  | 0                 | 1             | 1        |   |
| GERMANY         | OTHER                         | 1,061       | 85    | 0            | 89        | 1,235             | 0                        | 0            | 0            | 0                    | 0                  | 0                 | 11,765        | 13,000   |   |
| GHANA           | OTHER                         | 4           | 0     | 1            | 0         | 5                 | 0                        | 0            | 0            | 0                    | 0                  | 0                 | 0             | 5        |   |
| GREECE          | ATHENS AMT                    | 0           | 0     | 0            | 3         | 3                 | 0                        | 0            | 0            | 0                    | 0                  | 0                 | 0             | 3        |   |
| GREECE          | SOUDA BAY CRETE               | 0           | 349   | 0            | 21        | 370               | 0                        | 0            | 0            | 0                    | 0                  | 0                 | 51            | 421      |   |
| GREECE          | OTHER                         | 8           | 5     | 0            | 0         | 13                | 0                        | 0            | 0            | 0                    | 0                  | 0                 | 27            | 40       |   |
| GREENLAND       | THULE AFB                     | 0           | 0     | 0            | 142       | 142               | 0                        | 0            | 0            | 0                    | 0                  | 0                 | 0             | 142      |   |
| GREENLAND       | OTHER                         | 0           | 0     | 0            | 0         | 0                 | 0                        | 0            | 0            | 0                    | 0                  | 0                 | 20            | 20       |   |
| GUAM            | ANDERSON AFB GUAM             | 30          | 405   | 0            | 1,988     | 2,423             | 0                        | 0            | 0            | 0                    | 325                | 287               | 612           | 121      | 3,156   |
| GUAM            | COMNAV Marianas GUAM          | 0           | 9     | 0            | 0         | 9                 | 0                        | 0            | 0            | 0                    | 0                  | 0                 | 0             | 9        |   |
| GUAM            | NAVAL HOSPITAL GUAM           | 0           | 595   | 0            | 0         | 595               | 0                        | 0            | 0            | 0                    | 0                  | 0                 | 107           | 702      |   |
| GUAM            | NAVAL STATION GUAM            | 0           | 1,870 | 1            | 1         | 1,872             | 0                        | 0            | 15           | 0                    | 0                  | 15                | 865           | 2,752    |   |
| GUAM            | OTHER                         | 67          | 210   | 12           | 7         | 296               | 1,182                    | 501          | 147          | 0                    | 25                 | 0                 | 1,855         | 2,185    | 4,336   |
| GUATEMALA       | OTHER                         | 17          | 0     | 0            | 1         | 18                | 0                        | 0            | 0            | 0                    | 0                  | 0                 | 0             | 18       |   |
| GUINEA          | OTHER                         | 4           | 1     | 0            | 0         | 5                 | 0                        | 0            | 0            | 0                    | 0                  | 0                 | 0             | 5        |   |
| HAITI           | OTHER                         | 0           | 0     | 0            | 0         | 0                 | 0                        | 0            | 0            | 0                    | 0                  | 0                 | 0             | 0        |   |
| HONDURAS        | OTHER                         | 215         | 3     | 0            | 142       | 360               | 0                        | 0            | 0            | 0                    | 0                  | 0                 | 25            | 385      |   |
| HONG KONG       | OTHER                         | 1           | 6     | 0            | 4         | 11                | 0                        | 0            | 0            | 0                    | 0                  | 0                 | 0             | 11       |   |
| HUNGARY         | OTHER                         | 5           | 0     | 0            | 54        | 59                | 0                        | 0            | 0            | 0                    | 0                  | 0                 | 1             | 60       |   |
| ICELAND         | KEFLAVIK ICELAND              | 0           | 1     | 0            | 0         | 1                 | 0                        | 0            | 0            | 0                    | 0                  | 0                 | 0             | 1        |   |
| ICELAND         | OTHER                         | 0           | 0     | 0            | 0         | 0                 | 0                        | 0            | 0            | 0                    | 0                  | 0                 | 1             | 1        |   |
| INDIA           | OTHER                         | 5           | 0     | 0            | 1         | 6                 | 0                        | 0            | 0            | 0                    | 0                  | 0                 | 0             | 6        |   |
| INDONESIA       | OTHER                         | 1           | 4     | 1            | 2         | 8                 | 0                        | 0            | 0            | 0                    | 0                  | 0                 | 0             | 8        |   |
| IRAQ            | OTHER                         | 0           | 0     | 1            | 2         | 3                 | 0                        | 0            | 0            | 0                    | 0                  | 0                 | 2             | 5        |   |
| IRELAND         | OTHER                         | 1           | 0     | 0            | 0         | 1                 | 0                        | 0            | 0            | 0                    | 0                  | 0                 | 0             | 1        |   |
| ISRAEL          | TEL AVIV                      | 2           | 3     | 1            | 13        | 19                | 0                        | 0            | 0            | 0                    | 0                  | 0                 | 0             | 19       |   |
| ISRAEL          | OTHER                         | 8           | 0     | 0            | 0         | 8                 | 0                        | 0            | 0            | 0                    | 0                  | 0                 | 7             | 15       |   |



| STATE / COUNTRY | BASE NAME                    | ACTIVE DUTY |       |              |           |                   | NATIONAL GUARD / RESERVE |              |              |                      |                    |                   |               | CIVILIAN | ACTIVE DUTY, RESERVE AND CIVILIAN GRAND TOTAL |
|-----------------|------------------------------|-------------|-------|--------------|-----------|-------------------|--------------------------|--------------|--------------|----------------------|--------------------|-------------------|---------------|----------|---|
|                 |                              | ARMY        | NAVY  | MARINE CORPS | AIR FORCE | ACTIVE DUTY TOTAL | ARMY NATIONAL GUARD      | ARMY RESERVE | NAVY RESERVE | MARINE CORPS RESERVE | AIR NATIONAL GUARD | AIR FORCE RESERVE | RESERVE TOTAL |          |   |
| ITALY           | AVIANO AB                    | 2           | 0     | 0            | 3,294     | 3,296             | 0                        | 0            | 0            | 0                    | 0                  | 30                | 30            | 142      | 3,468   |
| ITALY           | CAMP DARBY LIVORNO           | 59          | 0     | 0            | 120       | 179               | 0                        | 0            | 0            | 0                    | 0                  | 0                 | 0             | 19       | 198   |
| ITALY           | GAETA NAVAL SUPPORT ACTIVITY | 6           | 211   | 0            | 3         | 220               | 0                        | 0            | 0            | 0                    | 0                  | 0                 | 0             | 1        | 221   |
| ITALY           | NAPLES FMC                   | 0           | 27    | 4            | 49        | 80                | 0                        | 0            | 6            | 0                    | 0                  | 6                 | 1             | 87       |   |
| ITALY           | NAPLES NAVAL SUPP ACT        | 278         | 120   | 3            | 0         | 401               | 0                        | 0            | 4            | 0                    | 0                  | 4                 | 2             | 407      |   |
| ITALY           | NAPLES U.S. NAVCAMSMED       | 0           | 284   | 0            | 0         | 284               | 0                        | 0            | 11           | 0                    | 0                  | 11                | 17            | 312      |   |
| ITALY           | NAS SIGONELLA SICILY         | 6           | 1,033 | 4            | 75        | 1,118             | 0                        | 0            | 20           | 0                    | 0                  | 20                | 167           | 1,305    |   |
| ITALY           | VICENZA ITALY                | 3,066       | 5     | 0            | 41        | 3,112             | 0                        | 57           | 0            | 0                    | 0                  | 57                | 252           | 3,421    |   |
| ITALY           | OTHER                        | 555         | 1,950 | 4            | 131       | 2,640             | 0                        | 0            | 16           | 0                    | 0                  | 16                | 2,995         | 5,651    |   |
| JAMAICA         | OTHER                        | 0           | 0     | 0            | 0         | 0                 | 0                        | 0            | 0            | 0                    | 0                  | 0                 | 0             | 0        | 0   |
| JAPAN           | CAMP ZAMA TOKYO              | 697         | 0     | 0            | 63        | 760               | 0                        | 56           | 0            | 0                    | 1                  | 57                | 526           | 1,343    |   |
| JAPAN           | FLEET ACTIVITIES SASEBO      | 0           | 2,215 | 4            | 2         | 2,221             | 0                        | 0            | 1            | 0                    | 0                  | 1                 | 58            | 2,280    |   |
| JAPAN           | IWAKUNI MCAS                 | 2           | 182   | 447          | 1         | 632               | 0                        | 0            | 0            | 0                    | 0                  | 0                 | 119           | 751      |   |
| JAPAN           | KADENA AB                    | 23          | 0     | 0            | 6,385     | 6,408             | 0                        | 0            | 0            | 0                    | 1                  | 20                | 309           | 6,738    |   |
| JAPAN           | KADENA FLEET ACTIVITY        | 0           | 421   | 0            | 0         | 421               | 0                        | 0            | 0            | 0                    | 0                  | 0                 | 28            | 449      |   |
| JAPAN           | MAKIMINATO OKINAWA CP BUTLER | 3           | 72    | 5,725        | 0         | 5,800             | 0                        | 0            | 0            | 0                    | 0                  | 1                 | 471           | 6,272    |   |
| JAPAN           | MISAWA AB                    | 0           | 494   | 0            | 2,675     | 3,169             | 0                        | 0            | 1            | 0                    | 0                  | 6                 | 7             | 124      | 3,300   |
| JAPAN           | MUTUAL DEF ASST OFF TOKYO    | 15          | 8     | 0            | 0         | 23                | 0                        | 0            | 0            | 0                    | 0                  | 0                 | 7             | 30       |   |
| JAPAN           | NAVAL AIR FACILITY ATSUGI    | 0           | 769   | 8            | 0         | 777               | 0                        | 0            | 2            | 0                    | 0                  | 2                 | 109           | 888      |   |
| JAPAN           | NAVAL HOSPITAL OKINAWA       | 7           | 842   | 0            | 0         | 849               | 0                        | 0            | 0            | 0                    | 0                  | 0                 | 174           | 1,023    |   |
| JAPAN           | NSD YOKOSUKA JAPAN           | 1           | 5,427 | 22           | 1         | 5,451             | 0                        | 0            | 10           | 0                    | 0                  | 10                | 878           | 6,339    |   |
| JAPAN           | OKINAWA TORII STATION        | 436         | 0     | 0            | 0         | 436               | 0                        | 0            | 0            | 0                    | 0                  | 0                 | 13            | 449      |   |
| JAPAN           | YOKOTA AB                    | 48          | 37    | 11           | 2,815     | 2,911             | 0                        | 29           | 0            | 0                    | 1                  | 38                | 262           | 3,241    |   |
| JAPAN           | OTHER                        | 1,024       | 7,876 | 9,718        | 9         | 18,627            | 0                        | 0            | 56           | 6                    | 0                  | 62                | 8,470         | 27,159   |   |
| JORDAN          | OTHER                        | 11          | 0     | 1            | 5         | 17                | 0                        | 0            | 0            | 0                    | 0                  | 0                 | 1             | 18       |   |
| KAZAKHSTAN      | OTHER                        | 5           | 0     | 0            | 0         | 5                 | 0                        | 0            | 0            | 0                    | 0                  | 0                 | 1             | 6        |   |
| KENYA           | OTHER                        | 13          | 0     | 1            | 7         | 21                | 0                        | 0            | 0            | 0                    | 0                  | 0                 | 1             | 22       |   |
| KOREA (SOUTH)   | *20TH ASG TAEGU KOREA        | 1,014       | 0     | 29           | 85        | 1,128             | 0                        | 0            | 0            | 0                    | 0                  | 0                 | 91            | 1,219    |   |
| KOREA (SOUTH)   | *23D ASG CAMP HUMPHREYS      | 3,724       | 0     | 0            | 20        | 3,744             | 0                        | 0            | 0            | 0                    | 0                  | 0                 | 193           | 3,937    |   |
| KOREA (SOUTH)   | *34TH ASG PUSAN KOREA        | 25          | 5     | 0            | 0         | 30                | 0                        | 1            | 0            | 0                    | 0                  | 1                 | 0             | 31       |   |
| KOREA (SOUTH)   | BUPYEONG CAMP MARKET         | 174         | 0     | 0            | 0         | 174               | 0                        | 0            | 0            | 0                    | 0                  | 0                 | 0             | 174      |   |
| KOREA (SOUTH)   | CAMP CASEY TONGDUCHON        | 4,824       | 0     | 0            | 0         | 4,824             | 0                        | 0            | 0            | 0                    | 0                  | 0                 | 26            | 4,850    |   |
| KOREA (SOUTH)   | CAMP RED CLOUD UJONBU KORE   | 1,469       | 0     | 0            | 46        | 1,515             | 0                        | 0            | 0            | 0                    | 0                  | 0                 | 96            | 1,611    |   |
| KOREA (SOUTH)   | CHINHAEE FLEET ACTIVITY      | 0           | 79    | 0            | 0         | 79                | 0                        | 0            | 1            | 0                    | 0                  | 1                 | 10            | 90       |   |
| KOREA (SOUTH)   | KUNSAN AB                    | 4           | 0     | 0            | 2,462     | 2,466             | 0                        | 0            | 0            | 0                    | 1                  | 1                 | 24            | 2,491    |   |
| KOREA (SOUTH)   | OSAN KOREA                   | 599         | 0     | 0            | 0         | 599               | 0                        | 0            | 0            | 0                    | 0                  | 0                 | 4             | 603      |   |
| KOREA (SOUTH)   | OSAN AIR BASE                | 52          | 4     | 0            | 5,112     | 5,168             | 0                        | 0            | 0            | 0                    | 11                 | 11                | 155           | 5,334    |   |
| KOREA (SOUTH)   | SEOUL KOREA                  | 593         | 0     | 0            | 12        | 605               | 0                        | 0            | 0            | 0                    | 0                  | 0                 | 2             | 607      |   |
| KOREA (SOUTH)   | SUWON                        | 0           | 0     | 0            | 1         | 1                 | 0                        | 0            | 0            | 0                    | 0                  | 0                 | 0             | 1        |   |
| KOREA (SOUTH)   | TAEGU                        | 0           | 0     | 0            | 3         | 3                 | 0                        | 0            | 0            | 0                    | 0                  | 0                 | 3             | 6        |   |
| KOREA (SOUTH)   | TAEGU CAMP HENRY 19 SPT CMD  | 61          | 0     | 0            | 0         | 61                | 0                        | 0            | 0            | 0                    | 0                  | 0                 | 0             | 61       |   |
| KOREA (SOUTH)   | WONGJU KANGWON-BO CAMP LONG  | 45          | 0     | 0            | 2         | 47                | 0                        | 0            | 0            | 0                    | 0                  | 0                 | 0             | 47       |   |
| KOREA (SOUTH)   | YONGSAN KOREA                | 3,825       | 220   | 101          | 238       | 4,384             | 0                        | 194          | 6            | 0                    | 11                 | 211               | 966           | 5,561    |   |
| KOREA (SOUTH)   | OTHER                        | 4,216       | 1     | 0            | 6         | 4,223             | 0                        | 0            | 0            | 0                    | 28                 | 28                | 3,459         | 7,710    |   |
| KOSOVO          | OTHER                        | 0           | 0     | 0            | 3         | 3                 | 0                        | 0            | 0            | 0                    | 0                  | 0                 | 0             | 3        |   |
| KUWAIT          | KUWAIT CITY COMBAT SUPPORT   | 3           | 0     | 0            | 0         | 3                 | 0                        | 0            | 0            | 0                    | 0                  | 0                 | 0             | 3        |   |
| KUWAIT          | OTHER                        | 753         | 2     | 0            | 31        | 786               | 0                        | 0            | 4            | 0                    | 2                  | 6                 | 158           | 950      |   |
| KYRGYZSTAN      | OTHER                        | 0           | 0     | 0            | 2         | 2                 | 0                        | 0            | 0            | 0                    | 0                  | 0                 | 0             | 2        |   |
| LAOS            | OTHER                        | 3           | 0     | 0            | 0         | 3                 | 0                        | 0            | 0            | 0                    | 0                  | 0                 | 0             | 3        |   |
| LATVIA          | OTHER                        | 0           | 0     | 1            | 0         | 1                 | 0                        | 0            | 0            | 0                    | 0                  | 0                 | 0             | 1        |   |
| LEBANON         | OTHER                        | 5           | 0     | 0            | 0         | 5                 | 0                        | 0            | 0            | 0                    | 0                  | 0                 | 0             | 5        |   |
| LIBERIA         | OTHER                        | 0           | 0     | 0            | 0         | 0                 | 0                        | 0            | 0            | 0                    | 0                  | 0                 | 0             | 0        |   |
| LIBYA           | OTHER                        | 2           | 0     | 0            | 1         | 3                 | 0                        | 0            | 0            | 0                    | 0                  | 0                 | 0             | 3        |   |
| LITHUANIA       | OTHER                        | 0           | 2     | 0            | 0         | 2                 | 0                        | 0            | 0            | 0                    | 0                  | 0                 | 0             | 2        |   |
| MACEDONIA       | OTHER                        | 1           | 0     | 0            | 2         | 3                 | 0                        | 0            | 0            | 0                    | 1                  | 1                 | 0             | 4        |   |
| MADAGASCAR      | OTHER                        | 0           | 0     | 0            | 1         | 1                 | 0                        | 0            | 0            | 0                    | 0                  | 0                 | 0             | 1        |   |
| MALAYSIA        | OTHER                        | 2           | 4     | 0            | 3         | 9                 | 0                        | 0            | 0            | 0                    | 0                  | 0                 | 0             | 9        |   |
| MALI            | OTHER                        | 2           | 0     | 0            | 0         | 2                 | 0                        | 0            | 0            | 0                    | 0                  | 0                 | 0             | 2        |   |

| STATE / COUNTRY           | BASE NAME                    | ACTIVE DUTY |      |              |           |                   | NATIONAL GUARD / RESERVE |              |              |                      |                    |                   |               | CIVILIAN | ACTIVE DUTY, RESERVE AND CIVILIAN GRAND TOTAL |        |
|---------------------------|------------------------------|-------------|------|--------------|-----------|-------------------|--------------------------|--------------|--------------|----------------------|--------------------|-------------------|---------------|----------|---|--------|
|                           |                              | ARMY        | NAVY | MARINE CORPS | AIR FORCE | ACTIVE DUTY TOTAL | ARMY NATIONAL GUARD      | ARMY RESERVE | NAVY RESERVE | MARINE CORPS RESERVE | AIR NATIONAL GUARD | AIR FORCE RESERVE | RESERVE TOTAL |          |   |        |
| MALTA                     | OTHER                        | 0           | 2    | 0            | 0         | 2                 | 0                        | 0            | 0            | 0                    | 0                  | 0                 | 0             | 0        | 0   | 2      |
| MARSHALL ISL              | OTHER                        | 19          | 0    | 0            | 0         | 19                | 0                        | 0            | 0            | 0                    | 0                  | 0                 | 0             | 0        | 38  | 57     |
| MAURITANIA                | OTHER                        | 0           | 0    | 0            | 1         | 1                 | 0                        | 0            | 0            | 0                    | 0                  | 0                 | 0             | 0        | 0   | 1      |
| MAURITIUS                 | OTHER                        | 0           | 0    | 0            | 0         | 0                 | 0                        | 0            | 0            | 0                    | 0                  | 0                 | 0             | 0        | 0   | 0      |
| MEXICO                    | OTHER                        | 9           | 2    | 0            | 0         | 11                | 0                        | 0            | 0            | 0                    | 0                  | 0                 | 0             | 0        | 0   | 11     |
| MISC INDIAN OCEAN ISLANDS | NSF DIEGO GARCIA             | 0           | 282  | 0            | 37        | 319               | 0                        | 0            | 0            | 0                    | 0                  | 0                 | 0             | 0        | 0   | 319    |
| MONGOLIA                  | OTHER                        | 3           | 0    | 0            | 0         | 3                 | 0                        | 0            | 0            | 0                    | 0                  | 0                 | 0             | 0        | 0   | 3      |
| MONTENEGRO                | OTHER                        | 0           | 1    | 0            | 0         | 1                 | 0                        | 0            | 0            | 0                    | 0                  | 0                 | 0             | 0        | 0   | 1      |
| MOROCCO                   | OTHER                        | 2           | 2    | 0            | 6         | 10                | 0                        | 0            | 0            | 0                    | 0                  | 0                 | 0             | 0        | 1   | 11     |
| NAMIBIA                   | OTHER                        | 1           | 0    | 0            | 0         | 1                 | 0                        | 0            | 0            | 0                    | 0                  | 0                 | 0             | 0        | 0   | 1      |
| NEPAL                     | OTHER                        | 2           | 0    | 0            | 0         | 2                 | 0                        | 0            | 0            | 0                    | 0                  | 0                 | 0             | 0        | 0   | 2      |
| NETHER ANTILLES           | OTHER                        | 0           | 0    | 0            | 0         | 0                 | 0                        | 0            | 0            | 0                    | 0                  | 0                 | 0             | 0        | 2   | 2      |
| NETHERLANDS               | SCHINNEN NETHERLANDS         | 38          | 24   | 2            | 48        | 112               | 0                        | 0            | 0            | 0                    | 0                  | 0                 | 0             | 0        | 20  | 132    |
| NETHERLANDS               | OTHER                        | 102         | 6    | 5            | 148       | 261               | 0                        | 0            | 0            | 0                    | 0                  | 0                 | 0             | 0        | 220   | 481    |
| NEW ZEALAND               | OTHER                        | 1           | 1    | 1            | 1         | 4                 | 0                        | 0            | 0            | 0                    | 0                  | 0                 | 0             | 0        | 2   | 6      |
| NICARAGUA                 | OTHER                        | 5           | 0    | 0            | 0         | 5                 | 0                        | 0            | 0            | 0                    | 0                  | 0                 | 0             | 0        | 0   | 5      |
| NIGER                     | OTHER                        | 5           | 0    | 0            | 0         | 5                 | 0                        | 0            | 0            | 0                    | 0                  | 0                 | 0             | 0        | 0   | 5      |
| NIGERIA                   | OTHER                        | 1           | 0    | 0            | 1         | 2                 | 0                        | 0            | 0            | 0                    | 0                  | 0                 | 0             | 0        | 0   | 2      |
| NORTH MARIANA ISLANDS     | OTHER                        | 0           | 0    | 0            | 0         | 0                 | 0                        | 0            | 0            | 0                    | 0                  | 0                 | 0             | 0        | 243   | 243    |
| NORWAY                    | OSLO AMERICAN EMBASSY        | 0           | 5    | 3            | 6         | 14                | 0                        | 0            | 0            | 0                    | 0                  | 0                 | 0             | 0        | 0   | 14     |
| NORWAY                    | STAVANGER                    | 43          | 0    | 1            | 28        | 72                | 0                        | 0            | 0            | 0                    | 0                  | 0                 | 0             | 0        | 3   | 75     |
| NORWAY                    | OTHER                        | 1           | 0    | 0            | 0         | 1                 | 0                        | 0            | 0            | 0                    | 0                  | 0                 | 0             | 0        | 0   | 1      |
| OMAN                      | OTHER                        | 3           | 0    | 1            | 8         | 12                | 0                        | 0            | 0            | 0                    | 0                  | 0                 | 0             | 0        | 2   | 14     |
| PAKISTAN                  | OTHER                        | 4           | 2    | 1            | 17        | 24                | 0                        | 0            | 1            | 0                    | 0                  | 0                 | 0             | 1        | 0   | 25     |
| PANAMA                    | ALBROOK AFS                  | 11          | 0    | 0            | 0         | 11                | 0                        | 0            | 0            | 0                    | 0                  | 0                 | 0             | 0        | 5   | 16     |
| PANAMA                    | US ARMY GARRISON - PANAMA    | 3           | 0    | 0            | 0         | 3                 | 0                        | 0            | 0            | 0                    | 0                  | 0                 | 0             | 0        | 0   | 3      |
| PARAGUAY                  | OTHER                        | 5           | 0    | 0            | 1         | 6                 | 0                        | 0            | 0            | 0                    | 0                  | 0                 | 0             | 0        | 0   | 6      |
| PERU                      | OTHER                        | 12          | 18   | 0            | 4         | 34                | 0                        | 0            | 1            | 0                    | 0                  | 0                 | 0             | 1        | 3   | 38     |
| PHILIPPINES               | OTHER                        | 9           | 3    | 2            | 0         | 14                | 0                        | 0            | 0            | 0                    | 0                  | 0                 | 0             | 0        | 2   | 16     |
| POLAND                    | OTHER                        | 13          | 0    | 0            | 0         | 13                | 0                        | 0            | 0            | 0                    | 0                  | 0                 | 0             | 0        | 0   | 13     |
| PORTUGAL                  | LISBON AMERICAN EMBASSY      | 0           | 0    | 0            | 3         | 3                 | 0                        | 0            | 0            | 0                    | 0                  | 0                 | 0             | 0        | 0   | 3      |
| PORTUGAL                  | TERCEIRA AZORES              | 0           | 0    | 0            | 589       | 589               | 0                        | 0            | 0            | 0                    | 0                  | 0                 | 1             | 1        | 45  | 635    |
| PORTUGAL                  | OTHER                        | 1           | 42   | 0            | 0         | 43                | 0                        | 0            | 0            | 0                    | 0                  | 0                 | 0             | 0        | 51  | 94     |
| PUERTO RICO               | AIR STATION BORINQUEN        | 0           | 0    | 0            | 0         | 0                 | 0                        | 479          | 0            | 0                    | 186                | 0                 | 0             | 665      | 0   | 665    |
| PUERTO RICO               | NAVAL STATION ROOSEVELT ROAD | 0           | 0    | 0            | 0         | 0                 | 0                        | 0            | 1            | 0                    | 0                  | 0                 | 0             | 1        | 0   | 1      |
| PUERTO RICO               | SAN JUAN FORT BUCHANAN       | 26          | 2    | 1            | 2         | 31                | 310                      | 1,934        | 257          | 79                   | 0                  | 0                 | 2,580         | 422      | 0   | 3,033  |
| PUERTO RICO               | SECTOR SAN JUAN              | 0           | 0    | 0            | 6         | 6                 | 638                      | 0            | 0            | 0                    | 0                  | 0                 | 31            | 0        | 669   | 675    |
| PUERTO RICO               | OTHER                        | 77          | 15   | 8            | 8         | 108               | 6,071                    | 2,546        | 1            | 0                    | 988                | 0                 | 9,606         | 2,155    | 0   | 11,869 |
| QATAR                     | OTHER                        | 342         | 4    | 0            | 239       | 585               | 0                        | 0            | 0            | 0                    | 0                  | 0                 | 0             | 0        | 44  | 629    |
| ROMANIA                   | OTHER                        | 4           | 0    | 0            | 0         | 4                 | 0                        | 0            | 0            | 0                    | 0                  | 0                 | 0             | 0        | 11  | 15     |
| RUSSIA                    | OTHER                        | 11          | 4    | 0            | 1         | 16                | 0                        | 0            | 0            | 0                    | 0                  | 0                 | 1             | 1        | 1   | 18     |
| SAUDI ARABIA              | DHAHRAN DET. 1 9 AIRPS       | 0           | 5    | 0            | 11        | 16                | 0                        | 0            | 0            | 0                    | 0                  | 0                 | 0             | 0        | 0   | 16     |
| SAUDI ARABIA              | DHAHRAN SAUDI ARABIA         | 0           | 0    | 0            | 0         | 0                 | 0                        | 0            | 0            | 0                    | 0                  | 0                 | 0             | 0        | 2   | 2      |
| SAUDI ARABIA              | JIDDAH                       | 4           | 3    | 0            | 12        | 19                | 0                        | 0            | 0            | 0                    | 0                  | 0                 | 0             | 0        | 0   | 19     |
| SAUDI ARABIA              | RIYADH SAUDI ARABIA          | 181         | 14   | 0            | 67        | 262               | 0                        | 0            | 0            | 0                    | 0                  | 0                 | 0             | 0        | 162   | 424    |
| SAUDI ARABIA              | OTHER                        | 23          | 2    | 0            | 0         | 25                | 0                        | 0            | 0            | 0                    | 0                  | 0                 | 0             | 0        | 140   | 165    |
| SENEGAL                   | OTHER                        | 2           | 0    | 0            | 0         | 2                 | 0                        | 0            | 0            | 0                    | 0                  | 0                 | 0             | 0        | 0   | 2      |
| SEYCHELLES                | OTHER                        | 0           | 0    | 0            | 0         | 0                 | 0                        | 0            | 0            | 0                    | 0                  | 0                 | 0             | 0        | 1   | 1      |
| SIERRA LEONE              | OTHER                        | 1           | 0    | 0            | 0         | 1                 | 0                        | 0            | 0            | 0                    | 0                  | 0                 | 0             | 0        | 0   | 1      |
| SINGAPORE                 | OTHER                        | 8           | 140  | 1            | 16        | 165               | 0                        | 0            | 1            | 0                    | 0                  | 0                 | 0             | 1        | 115   | 281    |
| SLOVIA                    | OTHER                        | 2           | 0    | 0            | 3         | 5                 | 0                        | 0            | 0            | 0                    | 0                  | 0                 | 0             | 0        | 0   | 5      |
| SOUTH AFRICA              | OTHER                        | 3           | 0    | 209          | 1         | 213               | 0                        | 0            | 0            | 0                    | 0                  | 0                 | 0             | 0        | 0   | 213    |
| SPAIN                     | MADRID AMERICAN EMBASSY      | 1           | 7    | 2            | 33        | 43                | 0                        | 0            | 0            | 0                    | 0                  | 0                 | 0             | 0        | 0   | 43     |
| SPAIN                     | MORON AB                     | 0           | 0    | 0            | 134       | 134               | 0                        | 0            | 0            | 0                    | 0                  | 0                 | 2             | 2        | 3   | 139    |
| SPAIN                     | NAVAL STATION ROTA SPAIN     | 0           | 986  | 20           | 0         | 1,006             | 0                        | 0            | 3            | 0                    | 0                  | 0                 | 3             | 128      | 0   | 1,137  |
| SPAIN                     | ROTA NS                      | 6           | 0    | 0            | 227       | 233               | 0                        | 0            | 0            | 0                    | 0                  | 0                 | 0             | 0        | 3   | 236    |
| SPAIN                     | OTHER                        | 21          | 0    | 0            | 6         | 27                | 0                        | 0            | 4            | 0                    | 0                  | 0                 | 4             | 415      | 0   | 446    |
| SUDAN                     | OTHER                        | 4           | 0    | 0            | 0         | 4                 | 0                        | 0            | 0            | 0                    | 0                  | 0                 | 0             | 0        | 0   | 4      |

| STATE / COUNTRY      | BASE NAME                    | ACTIVE DUTY |         |              |           |                   | NATIONAL GUARD / RESERVE |              |              |                      |                    |                   |               | CIVILIAN | ACTIVE DUTY, RESERVE AND CIVILIAN GRAND TOTAL |   |
|----------------------|------------------------------|-------------|---------|--------------|-----------|-------------------|--------------------------|--------------|--------------|----------------------|--------------------|-------------------|---------------|----------|---|---|
|                      |                              | ARMY        | NAVY    | MARINE CORPS | AIR FORCE | ACTIVE DUTY TOTAL | ARMY NATIONAL GUARD      | ARMY RESERVE | NAVY RESERVE | MARINE CORPS RESERVE | AIR NATIONAL GUARD | AIR FORCE RESERVE | RESERVE TOTAL |          |   |   |
| SURINAME             | OTHER                        | 1           | 1       | 0            | 0         | 2                 | 0                        | 0            | 0            | 0                    | 0                  | 0                 | 0             | 0        | 0   | 2 |
| SWEDEN               | OTHER                        | 1           | 0       | 0            | 0         | 1                 | 0                        | 0            | 0            | 0                    | 0                  | 0                 | 0             | 0        | 0   | 1 |
| SWITZERLAND          | OTHER                        | 1           | 0       | 0            | 0         | 1                 | 0                        | 0            | 0            | 0                    | 0                  | 0                 | 0             | 0        | 0   | 1 |
| TAIWAIN              | OTHER                        | 0           | 1       | 1            | 0         | 2                 | 0                        | 0            | 0            | 0                    | 0                  | 0                 | 0             | 0        | 3   | 5 |
| TAJKISTAN            | OTHER                        | 0           | 0       | 0            | 1         | 1                 | 0                        | 0            | 0            | 0                    | 0                  | 0                 | 0             | 0        | 0   | 1 |
| TANZANIA             | OTHER                        | 3           | 0       | 0            | 0         | 3                 | 0                        | 0            | 0            | 0                    | 0                  | 0                 | 0             | 0        | 0   | 3 |
| THAILAND             | OTHER                        | 41          | 9       | 210          | 26        | 286               | 0                        | 0            | 0            | 0                    | 0                  | 0                 | 0             | 3        | 289   |   |
| TRINIDAD & TOBAGO    | OTHER                        | 0           | 2       | 0            | 0         | 2                 | 0                        | 0            | 0            | 0                    | 0                  | 0                 | 0             | 0        | 0   | 2 |
| TUNISIA              | OTHER                        | 0           | 0       | 0            | 1         | 1                 | 0                        | 0            | 0            | 0                    | 0                  | 0                 | 0             | 1        | 2   |   |
| TURKEY               | ANKARA AS                    | 14          | 3       | 0            | 31        | 48                | 0                        | 0            | 0            | 0                    | 1                  | 0                 | 1             | 4        | 53  |   |
| TURKEY               | INCURLIK AB ADANA TURKEY     | 3           | 0       | 0            | 1,310     | 1,313             | 0                        | 0            | 0            | 0                    | 0                  | 2                 | 2             | 92       | 1,407   |   |
| TURKEY               | IZMIR AS IZMIR TURKEY        | 96          | 0       | 1            | 54        | 151               | 0                        | 0            | 0            | 0                    | 0                  | 0                 | 0             | 2        | 153   |   |
| TURKEY               | PIRINCLIK AB                 | 0           | 0       | 197          | 0         | 197               | 0                        | 0            | 0            | 0                    | 0                  | 0                 | 0             | 0        | 197   |   |
| TURKEY               | OTHER                        | 2           | 2       | 1            | 0         | 5                 | 0                        | 0            | 0            | 0                    | 0                  | 0                 | 0             | 227      | 232   |   |
| UGANDA               | OTHER                        | 3           | 0       | 0            | 0         | 3                 | 0                        | 0            | 0            | 0                    | 0                  | 0                 | 0             | 0        | 3   |   |
| UKRAINE              | OTHER                        | 6           | 0       | 0            | 1         | 7                 | 0                        | 0            | 0            | 0                    | 0                  | 0                 | 0             | 1        | 8   |   |
| UNITED ARAB EMIRATES | NSA BAHRAIN                  | 21          | 3,910   | 170          | 15        | 4,116             | 0                        | 0            | 928          | 0                    | 0                  | 0                 | 928           | 161      | 5,205   |   |
| UNITED ARAB EMIRATES | OTHER                        | 8           | 12      | 0            | 99        | 119               | 0                        | 0            | 7            | 0                    | 0                  | 0                 | 7             | 8        | 134   |   |
| UNITED KINGDOM       | ALCONBURY UK RAF MOLESWORTH  | 54          | 72      | 4            | 474       | 604               | 0                        | 65           | 3            | 0                    | 0                  | 23                | 91            | 63       | 758   |   |
| UNITED KINGDOM       | CROUGHTON RAF CROUGHTON      | 40          | 7       | 0            | 344       | 391               | 0                        | 0            | 0            | 0                    | 0                  | 2                 | 2             | 33       | 426   |   |
| UNITED KINGDOM       | FAIRFORD RAF FAIRFORD        | 0           | 0       | 0            | 4         | 4                 | 0                        | 0            | 0            | 0                    | 0                  | 0                 | 0             | 0        | 4   |   |
| UNITED KINGDOM       | JMF ST. MAWGAN UK            | 0           | 2       | 0            | 0         | 2                 | 0                        | 0            | 0            | 0                    | 0                  | 0                 | 0             | 0        | 2   |   |
| UNITED KINGDOM       | LAKENHEATH UK RAF            | 0           | 0       | 0            | 4,406     | 4,406             | 0                        | 0            | 0            | 0                    | 0                  | 0                 | 0             | 0        | 4,406   |   |
| UNITED KINGDOM       | LONDON ENGLAND               | 12          | 45      | 1            | 30        | 88                | 0                        | 0            | 0            | 0                    | 0                  | 0                 | 0             | 19       | 107   |   |
| UNITED KINGDOM       | MENWITH HILL RAF             | 51          | 24      | 0            | 90        | 165               | 0                        | 0            | 0            | 0                    | 0                  | 0                 | 0             | 28       | 193   |   |
| UNITED KINGDOM       | RAF MILDENHALL               | 5           | 5       | 0            | 3,229     | 3,239             | 0                        | 0            | 0            | 0                    | 0                  | 23                | 23            | 154      | 3,416   |   |
| UNITED KINGDOM       | US NAVAL ACTIVITIES LONDON   | 0           | 12      | 0            | 12        | 24                | 0                        | 0            | 0            | 0                    | 0                  | 0                 | 0             | 10       | 34  |   |
| UNITED KINGDOM       | OTHER                        | 62          | 87      | 3            | 100       | 252               | 0                        | 0            | 2            | 0                    | 0                  | 17                | 19            | 1,858    | 2,129   |   |
| UNKNOWN              | OTHER                        | 0           | 0       | 0            | 0         | 0                 | 0                        | 0            | 0            | 0                    | 0                  | 0                 | 0             | 2,293    | 2,293   |   |
| URUGUAY              | OTHER                        | 2           | 0       | 0            | 2         | 4                 | 0                        | 0            | 0            | 0                    | 0                  | 0                 | 0             | 0        | 4   |   |
| UZBEKISTAN           | OTHER                        | 1           | 0       | 0            | 0         | 1                 | 0                        | 0            | 0            | 0                    | 0                  | 0                 | 0             | 0        | 1   |   |
| VENEZUELA            | CARACAS AM. EMBASSY VENZUELA | 1           | 0       | 0            | 2         | 3                 | 0                        | 0            | 0            | 0                    | 0                  | 0                 | 0             | 1        | 4   |   |
| VENEZUELA            | OTHER                        | 0           | 0       | 0            | 0         | 0                 | 0                        | 0            | 0            | 0                    | 0                  | 0                 | 0             | 0        | 0   |   |
| VIETNAM              | OTHER                        | 7           | 0       | 1            | 0         | 8                 | 0                        | 0            | 0            | 0                    | 0                  | 0                 | 0             | 0        | 8   |   |
| VIRGIN ISLANDS       | OTHER                        | 0           | 1       | 0            | 0         | 1                 | 797                      | 37           | 0            | 0                    | 69                 | 0                 | 903           | 150      | 1,054   |   |
| WAKE ISLAND          | OTHER                        | 0           | 0       | 0            | 5         | 5                 | 0                        | 0            | 0            | 0                    | 0                  | 0                 | 0             | 0        | 5   |   |
| YEMEN                | OTHER                        | 7           | 0       | 0            | 0         | 7                 | 0                        | 0            | 0            | 0                    | 0                  | 0                 | 0             | 0        | 7   |   |
| ZAIRE                | OTHER                        | 0           | 0       | 1            | 0         | 1                 | 0                        | 0            | 0            | 0                    | 0                  | 0                 | 0             | 0        | 1   |   |
| ZAMBIA               | OTHER                        | 1           | 0       | 0            | 0         | 1                 | 0                        | 0            | 0            | 0                    | 0                  | 0                 | 0             | 0        | 1   |   |
| ZIMBABWE             | OTHER                        | 4           | 0       | 0            | 0         | 4                 | 0                        | 0            | 0            | 0                    | 0                  | 0                 | 0             | 0        | 4   |   |
| ZW_SHIPS AFLOAT      | OTHER                        | 45          | 12,963  | 3,297        | 1,074     | 17,379            | 0                        | 529          | 756          | 310                  | 0                  | 4                 | 1,599         | 0        | 18,978  |   |
| GRAND                | TOTAL                        | 504,330     | 321,599 | 187,891      | 312,453   | 1,326,273         | 354,072                  | 195,438      | 59,254       | 39,450               | 106,380            | 69,784            | 824,378       | 851,724  | 3,002,375                                     |   |

## XI. Acronyms

## ACRONYMS

| <b>ACRONYM</b> | <b>DESCRIPTION</b>                            | <b>ACRONYM</b> | <b>DESCRIPTION</b>                              |
|----------------|---|----------------|---|
| AAA            | Antiaircraft Artillery                        | ECS            | Equipment Concentration Site                    |
| AAFES          | Army and Air Force Exchange Service           | EOD            | Explosive Ordnance Disposal                     |
| AAP            | Army Ammunition Plant                         | FH             | Family Housing                                  |
| AAOF           | Army Aviation Operations Facilities           | FLD            | Field   |
| AASF           | Army Aviation Support Facilities              | FISC           | Fleet Industrial Supply Center                  |
| AB             | Air Base                                      | FMS            | Field Maintenance Site                          |
| AEDC           | Arnold Engineering Development Center         | FWAATS         | Fixed Wing Aviation ARNG Aviation Training Site |
| AF             | Air Force                                     | GL             | Great Lakes                                     |
| AFB            | Air Force Base                                | GNNRY          | Gunnery   |
| AFRC           | Armed Forces Reserve Center                   | HAATS          | High-Altitude Army Aviation Training Site       |
| AFS            | Air Force Station                             | IAP            | International Airport                           |
| AGS            | Air Guard Station                             | ILSC           | Integrated Logistics Support Center             |
| ALF            | Auxiliary Landing Field                       | ITC            | Infantry Training Center                        |
| AMC            | Army Medical Center                           | JFHQ           | Joint Force Headquarters                        |
| AMSA           | Area Maintenance Support Activity             | JRB            | Joint Reserve Base                              |
| ANG            | Air National Guard                            | LIFOC          | Lease in Furtherance of Conveyance              |
| ANGB           | Air National Guard Base                       | LTC            | Lieutenant Colonel                              |
| ANGS           | Air National Guard Station                    | LS             | Landing Station                                 |
| APT            | Airport                                       | LWTC           | Large Wind Tunnel Center                        |
| ARB            | Air Reserve Base                              | MAP            | Municipal Airport                               |
| ARNG           | Army National Guard                           | MARBKS         | Marine Barracks                                 |
| ARS            | Air Reserve Station                           | MARDIV         | Marine Division                                 |
| AS             | Air Station                                   | MAW            | Military Air Wing                               |
| ASW            | Anti-Submarine Warfare                        | MD             | Military Depot                                  |
| AUTEC          | Atlantic Undersea Test and Evaluation Center  | MC             | Marine Corps                                    |
| AVCRAD         | Aviation Classification Repair Activity Depot | MCAGCC         | Marine Corps Air Ground Combat Center           |
| BSR            | Base Structure Report                         | MCAS           | Marine Corps Air Station                        |
| COMFLEACT      | Commander Fleet Activities                    | MCB            | Marine Corps Base                               |
| CONUS          | Continental United States                     | MCLB           | Marine Corps Logistics Base                     |
| CS             | Caretaker Status                              | MCRC           | Marine Corps Reserve Center                     |
| CSM            | Command Sergeant Major                        | MCRD           | Marine Corps Recruit Depot                      |
| CSMS           | Combined Support Maintenance Shop             | MCSF           | Marine Corps Support Facility                   |
| CSO            | Caretaker Site Office                         | MCSPTACT       | Marine Corps Support Activity                   |
| CTA            | Combined Training Area                        | MG             | Major General                                   |
| CTC            | Combined Training Center                      | MIL RES        | Military Reservation                            |
| DFAS           | Defense Finance and Accounting Service        | MSA            | Munitions Storage Area                          |
| DMDC           | Defense Manpower Data Center                  | MTA            | Military Training Area                          |
| DMNA           | Division of Military and Naval Affairs        | MTA-L          | Major Training Area                             |
| DoD            | Department of Defense                         | MTC            | Materials Testing Center                        |

## X. Acronyms

## ACRONYMS

| ACRONYM    | DESCRIPTION   | ACRONYM      | DESCRIPTION   |
|------------|---|--------------|---|
| MTCH       | Maneuver Training Center - Heavy                            | NWS          | Naval Weapons Station   |
| MVSB       | Motor Vehicle Storage Building                              | OCONUS       | Outside of the Continental United States                          |
| MWTC       | Mountain Warfare Training Center                            | OLF          | Outlying Landing Field  |
| NAF        | Naval Air Facility  | OMS          | Organizational Maintenance Shop                                   |
| NARL       | Navy Arctic Research Laboratory                             | OSD          | Office of the Secretary of Defense                                |
| NAS        | Naval Air Station   | OUSD (P&R)   | Office of the Under Secretary of Defense, Personnel and Readiness |
| NATO       | North Atlantic Treaty Organization                          | POL          | Petroleum, Oils and Lubricants                                    |
| NAVBASE    | Naval Base  | PPV          | Public Private Venture  |
| NAVFAC     | Naval Facility  | PRV          | Plant Replacement Value   |
| NAVPMOSSP  | Naval Program Management Office, Strategic Systems Programs | PWC          | Public Works Center   |
| NAVHOSP    | Naval Hospital  | QM           | Quartermaster   |
| NAVPHIBASE | Naval Amphibious Base                                       | RC           | Reserve Center  |
| NAVPRO     | Naval Plant Representative Office                           | RCTA         | Regional Counterdrug Training Academy                             |
| NAVSUBASE  | Naval Submarine Base  | RNG          | Range   |
| NAVSUPPDET | Naval Support Detachment Monterey                           | RPAD         | Real Property Assets Database                                     |
| NAWC-AD    | Naval Air Warfare Center - Aircraft Division                | RPCS         | Real Property Classification System                               |
| NAWCADLKE  | Naval Air Warfare Center Aircraft Division Lakehurst        | RPI          | Real Property Inventory   |
| NAWS       | Naval Air Weapons Station                                   | RPSUID       | Real Property Site Unique Identifier                              |
| NB         | Naval Base  | RRC          | Regional Readiness Command  |
| NDEPT      | Department of the Navy                                      | RTI          | Regional Training Institute                                       |
| NG         | National Guard  | SDA          | South Depot Annex   |
| NGB        | National Guard Base   | SFG          | Special Forces Group  |
| NF         | Naval Facility  | SMD          | State Military Department   |
| NFAC       | National Full-scale Aerodynamics Complex                    | SMR          | State Military Reservation  |
| NMCRC      | Navy-Marine Corps Reserve Center                            | SPAWAR       | Space and Naval Warfare Systems Center                            |
| NMIC       | National Maritime Intelligence Center                       | SPAWARSYSCEN | Space and Naval Warfare Systems Center                            |
| NNSY       | Norfolk Naval Shipyard                                      | SSC          | Soldier Systems Center  |
| NOLF       | Navy Outlying Field   | STARC        | State Area Coordinators   |
| NOSC       | Navy Operational Support Center                             | STG          | Storage   |
| NOTU       | Naval Ordnance Test Unit                                    | TA           | Training Area   |
| NS         | Naval Station   | TAGO         | Office of The Adjutant General                                    |
| NSA        | Navy Support Activity                                       | TARDEC       | Tank Automotive Research, Development and Engineering Center      |
| NSGA       | Naval Security Group Activity                               | TS           | Training Site   |
| NSWC       | Naval Surface Warfare Center                                | USAR         | US Army Reserve   |
| NSY        | Naval Shipyard  | USARC        | US Army Reserve Center  |
| NTC        | National Training Center                                    | USPFO        | United States Property and Fiscal Office                          |
| NTC        | Naval Training Center                                       | UTES         | Unit Training Site  |
| NUWC       | Naval Underwater Warfare Center                             | UTTR         | Utah Test and Training Range                                      |
| NWIRP      | Naval Weapons Industrial Reserve Plant                      | VLF          | Very Low Frequency  |

**X. Acronyms**

**ACRONYMS**

| <b>ACRONYM</b> | <b>DESCRIPTION</b>              |
|----------------|---------------------------------|
| VTS            | Volunteer Training Site         |
| WHS            | Washington Headquarters Service |