

CHAPTER 4

BADGES AND EMBLEMS

Australian Army Rising Sun badge

4.1 The Australian Army Rising Sun Badge is traditionally worn by members of the Australian Army and is the authorised emblem of the Australian Army. The large Australian Army Rising Sun Badge is worn on the left side of the Ceremonial Hat KFF (brim up) by all personnel. The Australian Army Rising Sun Badge is not to be worn on the General Duty Hat KFF (brim down). Selected personnel at [para 1.21–1.23](#), wear the 4 cm miniature collar badges in lieu of Corps/Regiment collar badges. The metal badge is produced only in gold finish and is issued in two sizes. The authorised design is at [figure 4–1](#).



Figure 4–1: Australian Army Rising Sun Badge

4.2 The miniature size badge is worn on the Hat KFF and Blue Service caps in lieu of Corps/Regiment badges by the following personnel:

- a. an Army OCDT at ADFA; and
- b. the Army component of the AFG.

4.3 Miniature badges are worn as collar badges in lieu of Corps/Regiment badges by RSM–A, Tier C RSM appointments and personnel at [para 1.21–1.23](#), and the Army component of the AFG.

4.4 Positioning the badge on the Ceremonial Hat KFF. The badge is positioned centrally on the left side brim, facing outward when the brim is turned up. The highest point of the badge is to be 1.5 cm below the edge of the brim, IAW [figure 4–2](#).




Figure 4-2: Positioning the Australian Army Rising Sun Badge

4.5 Positioning the badge on the Blue Service cap. Selected and special appointment personnel, at [para 1.21–1.23](#), wear the small Australian Army Rising Sun Badge in the same manner Corps/Regiment badges. The badge is positioned centrally on the front of the cap, in line with the sewn seam on the cap. The badge is to be positioned 1 cm above the top edge of the chin strap, IAW [para 6 to annex D to this chapter](#) and [figure 4D-6](#).

4.6 Positioning the badge on the collar. When Australian Army Rising Sun Badge is worn as collar badges, they are positioned on the Service Dress and Patrol Blue White Jacket in the same manner as Corps/Regiment badges are positioned on the garment, IAW [para 8 to annex D to this chapter](#) and [figure 4D-7](#), [figure 4D-8](#) and [figure 4D-9](#). The positioning of collar badges on mess dress orders of dress is IAW [annex O to chapter 5–Mess Dress](#).

4.7 The Australian Army Rising Sun Badge is worn as a unit badge by all OCDT's at ADFA, Army recruits and the Army component of the AFG. The badge is to be worn by individuals performing national representational duties, when ordered, such as Equerry to the Queen.

4.8 An embroidered Australian Army Rising Sun Badge on an appropriate coloured background is worn on the top of the left sleeve of Service Dress, polyester shirt, Utility jacket, maternity blouse, Patrol Blue White Jacket, sweater khaki lightweight, Disruptive Pattern Camouflage Uniform (DPCU) shirt and Mess Dress jacket. All Australian Army Rising Sun Badges are to be oval in shape; however, square badges may be worn until stocks run out.

4.9 Embroidered Australian Army Rising Sun shoulder badge. The Australian Army Rising Sun Badge embroidered on appropriate backgrounds is worn on the left sleeve of the following garments:

- a. A gold badge embroidered on khaki background is worn on the following garments:
 - (1) Service Dress jacket,
 - (2) polyester shirt,
 - (3) Utility jacket, and
 - (4) sweater khaki lightweight.

- b. A black badge embroidered on DPCU background is worn on the following garments:
 - (1) DPCU shirt, and
 - (2) Coat khaki fleece/Combat jacket interim cold weather.
- c. A gold badge embroidered on white background is worn on the following garments:
 - (1) Mess Dress White Jacket, and
 - (2) Patrol Blue White Jacket.
- d. A gold badge embroidered on blue/black background is worn on the following garments:
 - (1) Patrol Blue Jacket, and
 - (2) Senior Officer Mess Dress.
- e. A metallic gold badge embroidered on black background is worn on the following garments:
 - (1) Senior Ranks Mess Dress, and
 - (2) Mess Dress Army.
- f. A bullion badge on blue/black background may be worn by Senior Officers Mess Dress.
- g. A black badge embroidered on DPCU background is **not** worn on Protective Dress garments.

4.10 The Australian Army Rising Sun shoulder badge is positioned on shirts with the centre of the top edge of the badge 1 cm below the centre of the top of the sleeve, IAW figure 4-3. The badge is to be aligned on a vertical line from the centre of the shoulder to the centre of the cuff. The badge may not be parallel to the shoulder seam. On jackets and sweater khaki lightweight the oval badge is positioned 2 cm below the centre of the top of the sleeve.

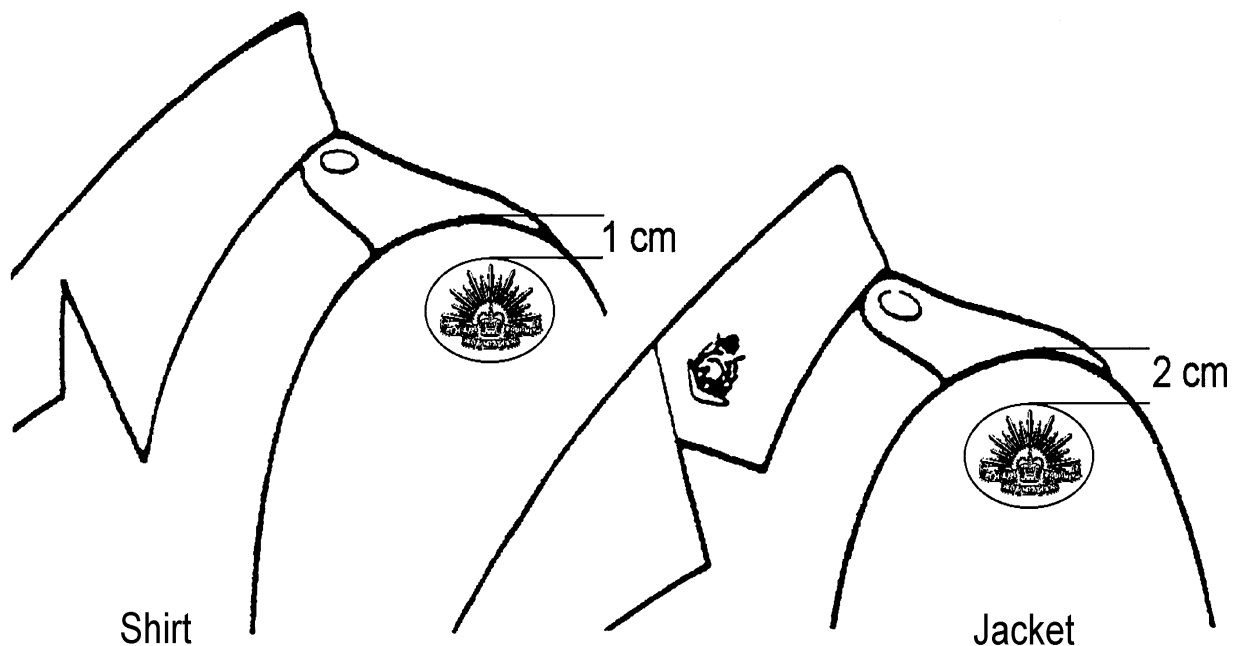


Figure 4-3: Positioning the Embroidered/Bullion Australian Army Rising Sun Shoulder Badge

Aircrew badges

4.11 Aircrew badges are to be worn by qualified personnel on flying suits and all orders of dress,

except DPCU, sweater khaki lightweight, Garrison jacket, Coat khaki fleece/Combat jacket interim cold weather, raincoat, overcoat lightweight or Protective Dress. A qualified member is entitled to wear an aircrew badge in perpetuity. The description, wearing and positioning of the Aircrew badges is at [annex A to this chapter](#).

Army Combat badge

4.12 The Army Combat Badge (ACB) is not an award but a badge presented to an entitled individual and only one badge is to be worn per individual. An individual who has been presented the Infantry Combat Badge (ICB) is not eligible for the ACB. An individual who has been presented the ACB and becomes eligible for the ICB may elect to return the ACB and be presented the ICB. A member qualified, IAW [DI \(A\) PERS 119-1—Army Combat Badge](#) is entitled to wear the ACB in perpetuity. Regardless of the number of deployments, members are only entitled to one ACB. The description, wearing and positioning of the ACB is at [annex B to this chapter](#). The website link to the ACB is at:

http://defweb.cbr.defence.gov.au/home/documents/DATA/ARMYPUBS/DIA/AP119_1.PDF

Army Individual Readiness Notification badge

4.13 The Army Individual Readiness Notification (AIRN) Badge is worn by all AIRN compliant personnel. The AIRN Badge is to be removed when an AIRN report is raised categorising an individual as not ready for reasons within their control. The badge is not worn again until an AIRN report is raised categorising an individual as ready. The description, wearing and positioning of the AIRN Badge is at [annex C to this chapter](#).

Corps and regiment badges

4.14 Corps/Regiment badges are produced in a range of designs and colours according to Corps. Most Corps/Regiment badges are produced in a large size for hat, cap and beret and a small size, often in pairs which are designed to be worn on the left and right sides of specific uniforms, as collar badges. The RAA has distinctive hat, cap and collar badges for officers and WO1, which are only to be worn by those ranks; the RAE has distinctive collar badges for officers and WO1. RAA members are to wear the miniature RAA hat badge in lieu of the large RAA hat badge when wearing the beret. The miniature RAA hat badge is to be purchased at the members' expense. Only RAA officers may wear the coloured embroidered cloth hat badge on the beret in lieu of the metal hat badge. The coloured embroidered cloth hat badge is to be purchased at the members' expense. The description, wearing and positioning of the Corps/Regiment badges is at [annex D to this chapter](#).

Infantry Combat badge

4.15 The ICB is worn by eligible personnel and is awarded per individual. An individual who has been awarded the ICB is not eligible for the ACB. A member qualified, IAW [DI \(A\) PERS 97-5—Infantry Combat Badge](#) is entitled to wear the ICB in perpetuity. The description, wearing and positioning of the ICB is at [annex E to this chapter](#). The website link to the ICB is at:

http://defweb.cbr.defence.gov.au/home/documents/DATA/ARMYPUBS/DIA/AP97_05.PDF

Military Instructor badge

4.16 To be eligible for receipt of the Military Instructor Badge (MIB), members must be posted to an identified instructional position within a training establishment. Members must also meet all criteria, including instructional competencies, IAW the Instructor Assessor Development Program (IADP). Members posted to authorised training supervisor positions within training establishments must meet all advanced criteria requirements, IAW the IADP to be eligible to wear the badge. Training Developers who meet the eligibility requirements are eligible to wear the badge. The approving authority for the MIB is the commander of the respective training establishment. Regardless of subsequent postings, a member qualified IAW IADP is entitled to wear the MIB in perpetuity. The description, wearing and positioning of the MIB is at [annex F to this chapter](#).

Parachutist badges

4.17 Appropriate parachutist insignia are worn by qualified personnel on the right sleeve. Eligible personnel may also wear the Free Fall Instructor (FFI) brevet, Parachute Jump Instructor (PJI) brevet or Parachute Jump Master (PJM) brevet with all parachute qualification badges. The FFI, PJI, PJM brevet is worn above the left breast pocket. Parachutist insignia are not worn on DPCU, sweater khaki lightweight, Garrison jacket, Coat khaki fleece/Combat jacket interim cold weather, raincoat or any order of Protective Dress. A qualified member is entitled to wear a parachutist badge in perpetuity. The description, wearing and positioning of parachutists badges is at [annex G to this chapter](#).

Rank insignia

4.18 Appropriate rank insignia is to be worn by all Australian Army personnel whilst wearing the Australian Army uniform with all orders of dress, except raincoats and overcoat lightweight. However, the exception to this order only applies to PTE (E) rank members who have no specific badge of rank or for selected SOCOMD personnel, when ordered by the commander or CO of SOCOMD units. The description, wearing and positioning of rank insignia is at [annex H to this chapter](#).

Recruit Instructor badge

4.19 To be eligible to wear the Recruit Instructor Badge (RIB), members must be or have been posted to 1 RTB /ARTC as a Recruit Instructor, ECN 347 and have proficiency P020088 listed on PMKeyS. Accordingly, the soldier must have successfully completed all related Recruit Instructor courses and criteria, a minimum of six months and two full recruit platoons; demonstrating effective service as a Recruit Instructor, i.e. a Section Commander or a Platoon SGT, IAW [1 RTB Standing Orders](#). The approving authority for awarding the RIB is CO 1 RTB. Regardless of subsequent postings, a member qualified IAW [1 RTB Standing Orders](#) is entitled to wear the RIB in perpetuity. The description, wearing and positioning of the RIB is at [annex I to this chapter](#).

Retired member insignia

4.20 An officer may apply in writing to the CA through DGCM-A, for approval to use their military title on separation; however, approval is not automatic. If approval is granted, an officer is entitled to use the post-nominal 'Retd' when using their military title. An officer granted a military title may, on occasions authorised by CA or their delegate, wear their uniform with the gold or silver/chrome 'R' insignia.

4.21 Under [Defence \(Personnel\) Regulations 2002](#), OR's are **not** authorised to use their military title after separation and cannot be approved to use the post-nominal 'Retd' title. An OR may apply in writing to the CA through DGCM-A, for approval to wear their military uniform after separation; however, approval is not automatic. If approval is granted, an OR may on occasions authorised by CA or their delegate, wear their uniform without the 'R' insignia.

4.22 The 'R' insignia is not worn by members of the Inactive Reserve. The description, wearing and positioning of the Retired Member insignia is at [annex J to this chapter](#).

Royal Cypher and Crown insignia

4.23 The large insignia is worn by officers holding appointment to the Sovereign, i.e. ADC General, ADC, Honorary ADC, Equerry, Extra Equerry, Honorary Chaplain, Honorary Physician, Honorary Surgeon, Honorary Dental Surgeon and Honorary Nursing Sister.

4.24 All appointments remove the insignia on termination of the appointment. ADC General and ADC are entitled to wear the small insignia after termination of those appointments unless they are officers of substantive MAJGEN or above.

4.25 The insignia is not worn by personnel holding honorary appointments to the Governor-General or State Governors. The small gold insignia is also worn by all civilian household staff at Government House in Canberra. The description, wearing and positioning of the Royal Cypher and Crown insignia is at [annex K to this chapter](#).

Service/Defence Commendation badges

4.26 Personnel awarded a Defence Commendation are to wear the badge signifying the award on all general duty (polyesters), general duty Service dress and ceremonial orders of dress. The Badge is worn on the right above the pocket, AIRN Badge and unit citations, on shirts and jackets. If two or more commendation badges from the same service and/or the same level are awarded, a maximum of four badges may be worn, regardless of the level, with the senior commendation positioned to the right. A maximum of three commendations are to be worn per row regardless of gender. If four commendations/medallions are awarded, they are worn in two rows with the senior being positioned centrally above the other commendations/medallions. Where a joint and Army commendation have been awarded, the joint commendation is worn to the right. If a RAN or RAAF Service commendation has been awarded as well as a joint or Army commendation, the RAN or RAAF commendation is worn to the left. The description, wearing and positioning of Defence commendation badges is at [annex L to this chapter](#).

Skill at Arms badge

4.27 A Skill at Arms Badge, i.e. Crossed Rifles, Sniper or Army Top 20 is worn by qualified personnel on the left sleeve of shirts and jackets below the Australian Army Rising Sun Badge. Skill at Arms badges are not worn on DPCU, sweater khaki lightweight, Garrison jacket, Coat khaki fleece/Combat Jacket interim cold weather, raincoat, overcoat or any order of Protective Dress. A qualified member is entitled to wear a skill at arms badge in perpetuity after meeting the criteria at [para 4 to annex M to this chapter](#). The description, wearing and positioning of the Skill at Arms Badge is at [annex M to this chapter](#).

Soldiers Medallion badge

4.28 The Soldiers Medallion Badge is issued with the Soldiers Medallion for Exemplary Service (SMES). Once awarded, the SMES Badge can be worn by all ranks. The SMES Badge is worn on the right above the pocket, AIRN Badge and unit citations, on shirts and jackets. A maximum of four SMES badges may be worn. A maximum of three SMES badges are to be worn per row. If four SMES badges are awarded, they are worn in two rows. When a Defence commendation has been awarded, the commendation is worn to the right or in the senior position. If a Defence commendation has been awarded, a maximum of four commendations/SMES badges are only to be worn. The description, wearing and positioning of the SMES Badge is at [annex N to this chapter](#).

Trade qualification badges

4.29 Trade qualification badges are worn in perpetuity by qualified personnel. Eligibility is determined by trade sponsors. If a member is determined by a trade sponsor to be below the qualifying standard at any time, the right to wear the badge of that trade is forfeited and the badge must be removed on promulgation of forfeiture of trade qualification. Any items of dress that require replacing as a result of the removal of the trade badges are to be replaced at the members' expense. The description, wearing and positioning of the trade qualification badges is at [annex O to this chapter](#).

Unit citations and awards

4.30 Emblems of Unit Citations and awards which are automatically authorised to be worn by members of the Australian Army are:

- a. Australian awards:
 - (1) Unit Citation for Gallantry (UCG).
 - (2) Meritorious Unit Citation (MUC).

4.31 The conditions for wearing the emblem of Unit Citations and awards are as follows:

- a. Personnel posted to the unit for the period the citation was awarded wear the emblem with the Federation Star device in perpetuity with ceremonial, general duty (polyesters), general duty Service dress and mess dress orders of dress.

- b. Personnel posted to units or sub-units which have been awarded unit citations wear the emblem of the award with ceremonial, general duty (polyesters), general duty Service dress and mess dress orders of dress for the duration of that posting only.

4.32 Second and subsequent awards of the UCG or the MUC are recognised by the presentation of a further Certificate of Citation to the unit signed by the Governor-General. Only one insignia of either citation may be worn. Only one Federation Star device is worn, irrespective of the number of awards made to units to which a member may be posted. The description, wearing and positioning of the emblems of Unit Citation and awards is at [annex P to this chapter](#).

Non-ADF and Foreign military awards, badges, unit citations and commendations

4.33 On occasion, members of the ADF will be offered awards, badges, unit citations and commendations from agencies external to the ADF or Foreign military services. These are not to be confused with Foreign honours and awards at [annex D to chapter 6–Foreign Awards](#) and the [Defence Honours and Awards Manual](#) which include the following:

- a. US Presidential Unit Citation;
- b. US Army Combat Action Badge;
- c. US Meritorious Unit Commendation; and
- d. UN Commendations.

4.34 ADF personnel may accept awards, badges, unit citations and commendations conferred upon them for service with another agency or Foreign military service. However, prior to wearing the insignia, members must apply to DGPERS-A for permission to wear the insignia and have it recorded on PMKeyS.

4.35 Members of the ADF. To be eligible for consideration, the award must have been presented for service while serving and operating as an ADF member. Where the member received the award for service while employed by another agency other than the ADF, approval will not be given, e.g. a commendation received as a member of a State Police Force.

4.36 Equivalence. In assessing a members' eligibility to wear the award, an equivalence assessment is conducted against awards, badges, unit citations and commendations available in the Service recognition system. The assessment of equivalence is based on the quality of the service for which the award is made and the criteria for the award. The title of a particular award does not necessarily indicate equivalence, e.g. the US Presidential Unit Citation could be equated to the Unit Citation for Gallantry; however, the US Army Combat Action Badge has no equivalency in the ADF system.

4.37 Where no equivalency can be established approval will not be given to wear the award. However, if the award was presented for service while serving and operating as an ADF member, the award can still be entered onto the 'Recognised Achievements' panel of PMKeyS by the Ceremonial Cell–Army, in order to ensure that it will appear on the members 'Discharge Certificate' at separation.

4.38 Applications. Applications to wear the insignia are to be submitted by a Minute through the members chain-of-command to DGPERS-A. The application is to include the following:

- a. any documentation which confirms the member received the award,
- b. a certified true copy of a certificate,
- c. a citation with a list of authorised personnel, or
- d. a letter from the agency or Foreign military service detailing the awarding to the member.

4.39 A Statutory Declaration will not be considered sufficient evidence.

4.40 Members will receive a Minute from DGPERS-A advising the outcome of their application and the method in which the insignia is to be worn, if approval is given.

4.41 Transfer between Services. Members who transfer to Army from the RAN or RAAF are required to submit an application to wear the insignia, IAW [para 4.37-4.40](#), irrespective of any approval given by the previous service.

4.42 PMKeyS. Entry on the 'Recognised Achievements' panel of PMKeyS does not automatically infer permission to wear the insignia. Members must have received a Minute from DGPERS-A approving the wearing of the insignia.

4.43 Insignia replacement. Once a member is approved to wear the insignia, the ADF takes no responsibility for the replacement of the insignia, should it be lost, stolen or damaged. Any replacement is to be at the members' expense.

4.44 As the approving authority, DGPERS-A has the capacity to withdraw approval to wear the award, if evidence is found that the award does not meet the equivalence assessment which then deems the member is ineligible for the award.

4.45 Positioning of Foreign military commendations. Personnel approved to wear a Foreign military Commendation by DGPERS-A may wear the badge, IAW [para 4.26](#). The following conditions apply to the wearing of Foreign military commendations:

- a. ADF Commendations take priority over any Foreign military commendation(s) in the order or precedence; and
- b. where a member has received multiple Foreign military commendations, they are to be worn after any ADF commendations, in the order that they are approved for wear.

4.46 The description, wearing and positioning of Foreign military commendation badges are applied in the same manner as ADF commendations, IAW [annex L to this chapter](#).

Annexes:

- A. [Aircrew Badges](#)
- B. [Army Combat Badge](#)
- C. [Army Individual Readiness Notification Badge](#)
- D. [Corps/Regiment Badges](#)
- E. [Infantry Combat Badge](#)
- F. [Military Instructor Badge](#)
- G. [Parachute Badges](#)
- H. [Rank Badges and Insignia](#)
- I. [Recruit Instructor Badge](#)
- J. [Retired Member Insignia](#)
- K. [Royal Cypher and Crown Insignia](#)
- L. [Defence Commendations](#)
- M. [Skill at Arms Badges](#)
- N. [Soldiers Medallion Badge](#)
- O. [Trade Qualification Badges](#)
- P. [Unit Citations](#)

AIRCREW BADGES

Description

1. Aircrew badges are authorised for the following aircrew categories:
 - a. Pilot,
 - b. Observer,
 - c. Aircrewman,
 - d. Technician, and
 - e. Flight Test Engineer.
2. The design of aircrew category badges is at [figure 4A–1](#) and as follows:
 - a. Pilot—a wing with the royal crest in the centre.
 - b. Observer—the letter ‘O’ and a wing surmounted by a crown.
 - c. Aircrewman—the letter ‘A’ surrounded by a wattle wreath and a wing surmounted by a crown.
 - d. Technician—the letter ‘T’ surrounded by a wattle wreath and a wing surmounted by a crown.
 - e. Flight Test Engineer—the letter ‘E’ surrounded by a wattle wreath and a wing surmounted by a crown.



Pilot



Observer



Aircrewman



Technician



Flight Test Engineer

Figure 4A–1: Aircrew Badges

3. Aircrew badges are worn by those personnel qualified as an Army pilot, observer, aircrewman, flight test engineer or technician.

4A-2

4. A member who has been awarded an aircrew badge by either the RAN or RAAF, or any of Her Majesty's forces before appointment or enlistment in the Australian Army may, subject to AHQ and advice from HOC AA Avn, wear the equivalent Army badge. During training to qualify as an Army pilot, a person qualified as an RAN or RAAF pilot is to retain the brevet of that Service. A member is not otherwise permitted to wear any aircrew badge other than an Australian Army aircrew badge with the Australian Army uniform.

5. A member qualified in more than one aircrew category, is to wear only one badge; either the badge of the member's current aircrew category or the badge of the member's last aircrew category.

Wearing the badges

6. The items of dress and the type of badge worn on those items of dress are at [table 4A-1](#). Badges are not worn on any item of dress not listed in the table.

| Serial | Dress | Badge | Remarks |
|--------|--------------------------------|---|---------|
| 1 | Service Dress | Embroidered wings in pale blue and the crest in colour | |
| 2 | Shirt Khaki Polyester | Silver metal badge | |
| 3 | Safari Jacket | Silver metal badge | |
| 4 | Utility Jacket | Embroidered wings in pale blue and the crest in colour | |
| 5 | Mess Dress | Officers may purchase bullion badge in miniature size with the wings in silver and the crest in gold and silver | |
| 6 | Mess Dress White Jacket | Embroidered full size badge on blue background | |
| 7 | Mess Dress Army Jacket | Miniature size silver metal badge | |
| 8 | Senior Ranks Mess Dress Jacket | Miniature size silver metal badge | |
| 9 | Patrol Blue White Jacket | Embroidered wings in pale blue and the crest in colour | |
| 10 | Flying Clothing (DPCU) | Embroidered black on DPCU background | |

Table 4A-1: Wearing of Aircrew Badges

Positioning the badges

7. Aircrew badges are worn with the lower edge of the badge placed centrally, 1 cm above the left breast pocket or 1 cm above the top row of ribbons or medals, IAW [figure 4A-2](#).

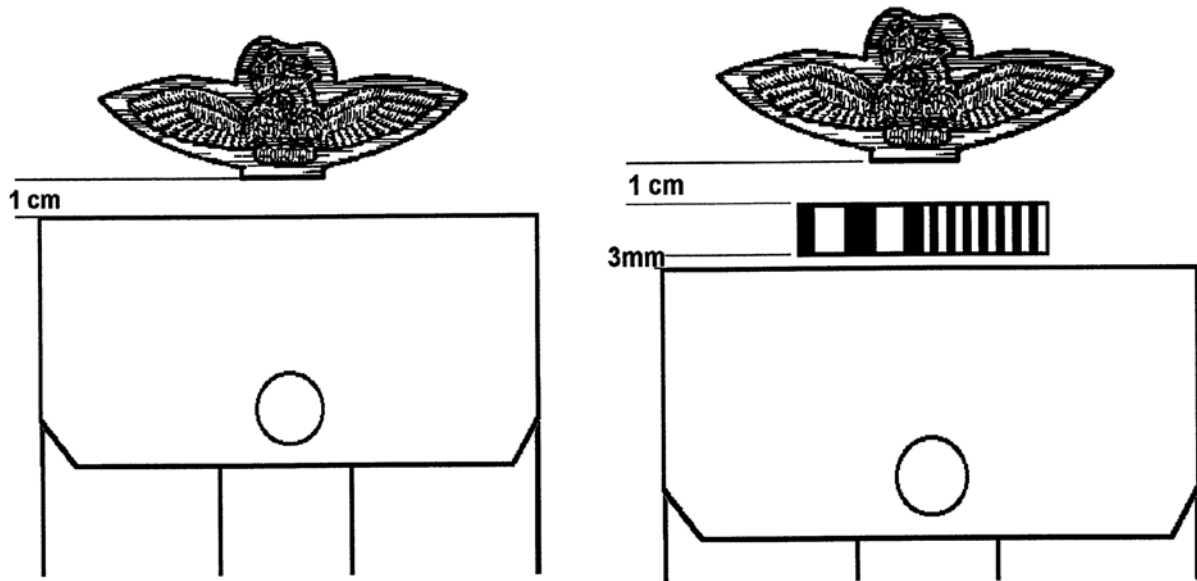


Figure 4A-2: Positioning Aircrew Badges

- 8.** The wearing of aircrew badges by officers with Mess Dress is optional. If worn, officers are to wear miniature bullion badges on blue backing or miniature metal badges, according to the type of dress order, purchased by the individual, IAW [table 4A-1](#). These badges are positioned, IAW [annex O to chapter 5—Mess Dress](#).
- 9.** With flying suits and flying clothing DPCU, the badge is worn on the left side, positioned immediately above the breast pocket. The badge is worn horizontally on jackets with straight or sloping pockets.

ARMY COMBAT BADGE

Description

1. The ACB is a burnished bronze badge in the form of two crossed swords surrounded by a laurel wreath. The badge is dull in appearance and is not to be polished, IAW [figure 4B-1](#).



Figure 4B-1: Army Combat Badge

Wearing the badge

2. The full size ACB is worn with ceremonial and general duty (polyesters) and general duty Service dress orders of dress. The badge is to be worn with the Colour, Banner and AABC Drum Major Sash (if applicable). The miniature badge is worn with mess dress orders of dress. The badge may be worn on the uniform of other uniformed organisations, subject to the approval of those organisations.

3. The wearing of the ACB by entitled members and ex-members of the Australian Army on appropriate occasions, when civilian clothing and medals are worn, is permitted. As such, the ACB may be worn on civilian jackets.

4. The ACB is not worn with DPCU, sweater khaki lightweight, Garrison jacket, Coat khaki fleece/Combat jacket interim cold weather, raincoat, overcoat lightweight or any order of Protective Dress.

Positioning the badge

5. The badge is worn with the swords pointing upwards.

6. The badge is worn on the left breast, placed centrally 1 cm above medal ribbons or medals, IAW [figure 4B-2](#).

4B-2

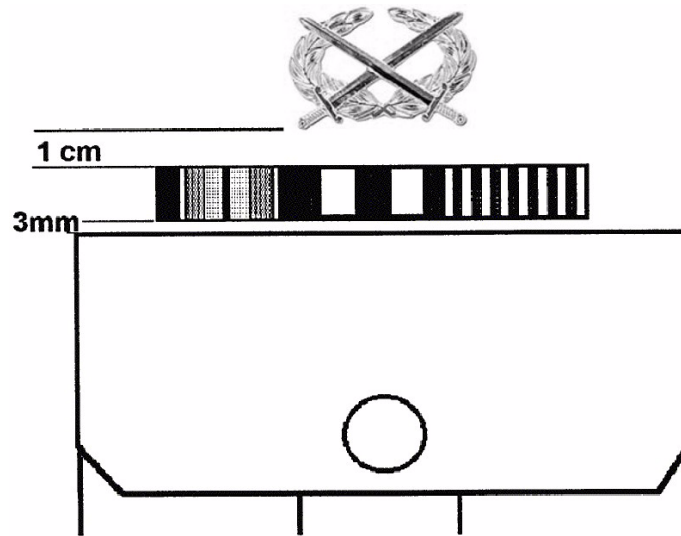


Figure 4B-2: Army Combat Badge with Ribbons

7. If other badges are worn on the left breast, such as aircrew or PJI, the ACB is placed 1 cm above the other badge, IAW [figure 4B-3](#).

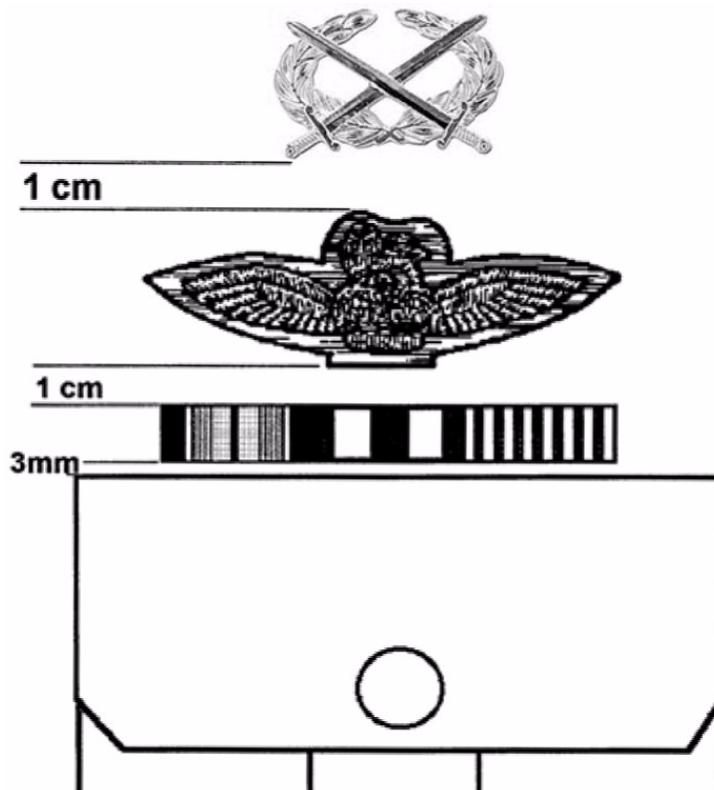


Figure 4B-3: Army Combat Badge with Aircrew Badge

8. The positioning of the miniature ACB worn on mess dress orders of dress is at [annex O to chapter 5—Mess Dress](#).

9. The full size badge is worn on Patrol Blue White Jacket.

AIRN BADGE

Description

1. The AIRN Badge is at [figure 4C–1](#). The badge is metal and has a bright silver finish.



Figure 4C–1: AIRN Badge

Eligibility

2. The AIRN Badge is worn by personnel who are recorded as having qualified in readiness requirements, IAW [DI \(A\) OPS 80–1—Army Individual Readiness Notice](#). The website link to the AIRN policy is at:

http://defweb.cbr.defence.gov.au/home/documents/data/ARMYPUBS/DIA/AO80_01.pdf

Wearing of the AIRN Badge

3. The AIRN Badge is worn with the following orders of dress:
 - a. Ceremonial Parade Dress;
 - b. Ceremonial Dress;
 - c. General Duty Dress (polyesters); and
 - d. General Duty Service Dress.
4. The AIRN Badge is not worn on sweater khaki lightweight, Working/Protective Dress, Flying Dress, DPCU, overcoat, raincoat, Mess Dress or Maternity Dress.
5. The AIRN Badge is not worn on civilian clothing or jackets when medals are worn, and is not to be worn on uniform by retired personnel.

Australian badge

6. Only an Australian Army AIRN badge is to be worn on Army uniforms.

Positioning the AIRN Badge

7. The AIRN Badge is worn above the right breast pocket, below emblems of unit citations and individual Service commendation badges or medallions. The AIRN Badge is positioned, IAW figure 4C-2.

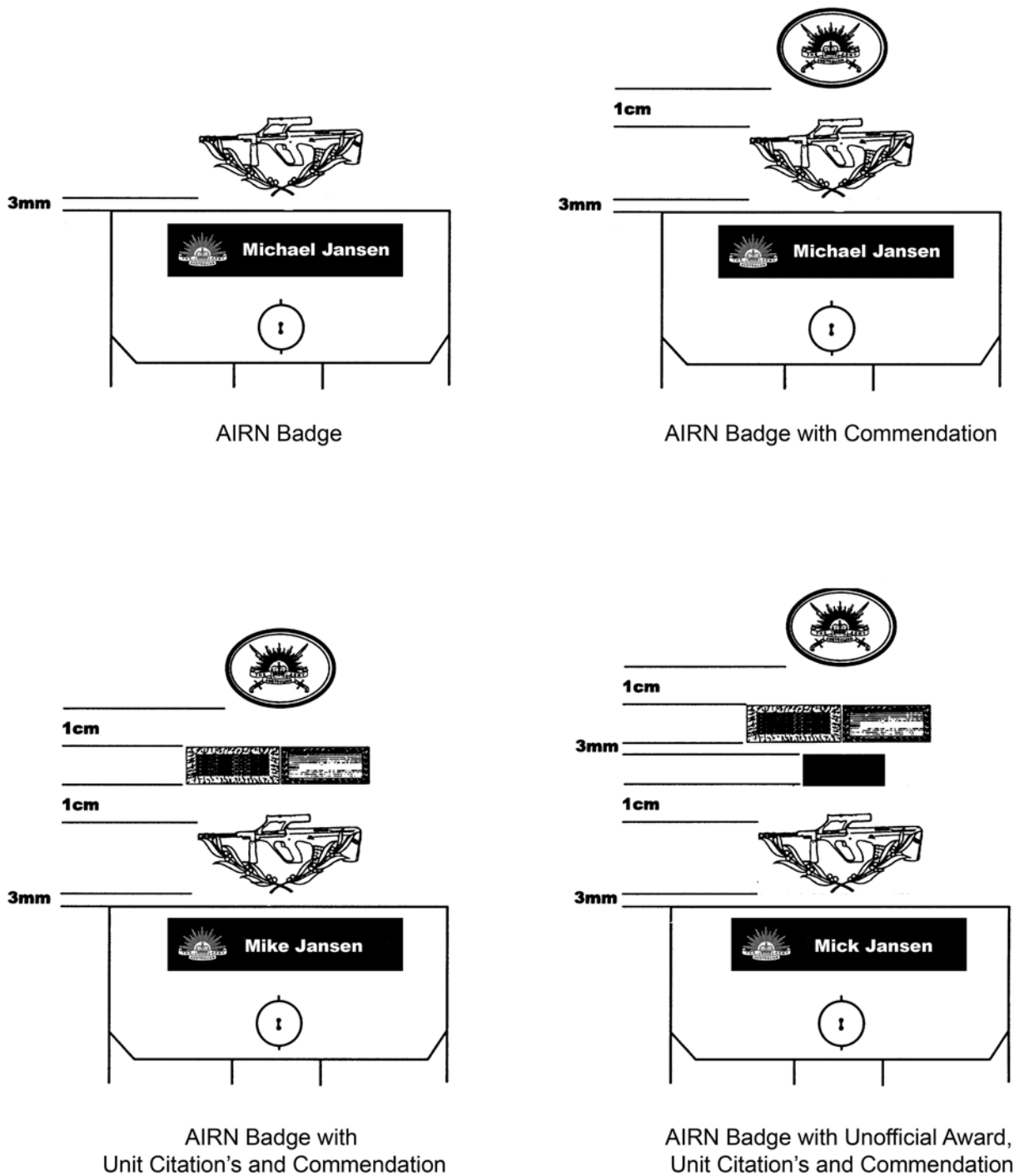


Figure 4C-2: Positioning the AIRN Badge

CORPS/REGIMENT BADGES

Hat and cap badges

1. Corps/Regiment hat and cap badges are worn by all personnel, except Senior officers (COL and above), not serving in Corps appointments, and those selected personnel at [para 1.21–1.23](#) who wear the Australian Army Rising Sun Badge in lieu of Corps/Regiment badges. Hat and cap badges are worn on the Ceremonial Hat KFF, Blue Service cap and the beret. RAA members are to wear the miniature RAA hat badge in lieu of the large RAA hat badge when wearing the beret. Only RAA officers may wear the coloured embroidered cloth hat badge on the beret in lieu of the metal hat badge.

2. On the front the Hat KFF, cap and beret, Tier C RSM appointments wear a hat badge depicting the Australian Coat of Arms in lieu of Corps/Regiment badges. The RSM–A wears the distinctive Australian Coat of Arms badge surrounded by a wreath.

Collar badges

3. In most cases, the Corps/Regiment collar badges are the miniature versions of the Corps/Regiment hat badge. Collar badges are worn by eligible personnel with Service Dress and Mess Dress. Personnel in special appointments who are entitled to wear Patrol Blue White Jacket uniforms wear Corps/Regiment collar badges on those orders of dress. All current authorised hat and collar badges in their order of precedence are at [appendix 1 to annex D to this chapter](#).

4. **RAA, RAE and RAA Ch D collar badges.** There are two different designs for RAA, RAE and RAA Ch D collar badges.

- a. **RAA.** RAA officers and WO1's are to wear the distinctive 'gunners' grenade collar badge which has seven flames at [figure 4D–1](#). RAA WO2 and below rank are to wear the RAA Scroll collar badge at [figure 4D–2](#).



Figure 4D–1: RAA Officers and WO1 Collar Badge



Figure 4D-2: RAA WO2 and Below Rank Collar Badge

- b. **RAE.** RAE officers and WO1's are to wear the distinctive 'sappers' grenade collar badge which has nine flames at [figure 4D-3](#). RAE WO2 and below rank are to wear the 3 cm miniature version of the 'sappers' grenade collar badge which has nine flames at [figure 4D-4](#).



Figure 4D-3: RAE Officers and WO1 Collar Badge



Figure 4D-4: RAE WO2 and Below Rank Collar Badge

- c. **RAA Ch D.** RAA Ch D chaplains are to wear either a gold metal cross, Christian or Star of David–Jewish collar badges, IAW [annex F to chapter 5–Chaplains Dress](#).

5. RSM-A, Tier C RSM's and AFG collar badges. The RSM-A, Tier C RSM's and Army component of the AFG are to wear the 4 cm miniature Australian Army Rising Sun collar badge at [figure 4D-5](#).



Figure 4D-5: RSM-A, Tier C RSM and AFG Collar Badge


Positioning of badges on headdress

6. Corps/Regiment badges are positioned on headdress as follows:
 - a. **Hat KFF.** The badge is positioned centrally on the front of the puggaree with the lowest point of the badge touching the brim of the hat.
 - b. **Blue Service cap.** The badge is positioned centrally on the front of the cap with the lowest point of the badge 1 cm above the chinstrap.
 - c. **Beret.** The badge is positioned centrally on the backing provided with the lower edge 1 cm above the band. The beret is worn so that the badge is positioned vertically over the left eye.
7. Badge positions on all forms of headdress are at [figure 4D-6](#).
8. **Collar badges.** Paired badges are worn facing inwards, except the Pilbara Regiment and 1 Avn Regt who are authorised to wear the badges facing out. This normally has the badge which is the miniature of the hat or cap badge worn on the left lapel. Collar badges are positioned as follows:
 - a. **Service Dress.** Collar badges are positioned vertically with the lowest point of the badge on the horizontal line, joining the tips of the lower edge of the collar and centrally between the tip of the collar, and the inner edge of the lapel, IAW [figure 4D-7](#).
 - b. **Patrol Blue White Jacket.** Collar badges are positioned midway between the top and bottom of the collar so that the centre of the badge is 5–5.5 cm from the end of the collar, IAW [figure 4D-8](#). The badges should appear upright when viewed from the front. The officers badges of the RAA and RAE which are too large to be worn vertically are to be worn horizontally so that the base of the badges is nearest the collar end, IAW [figure 4D-9](#).
9. Positions of collar badges with mess jackets is at [annex O to chapter 5–Mess Dress](#).


4D-5



a. Hat KFF



b. Blue Service Cap



c. Beret

Figure 4D-6: Positioning the Badges on Headdress

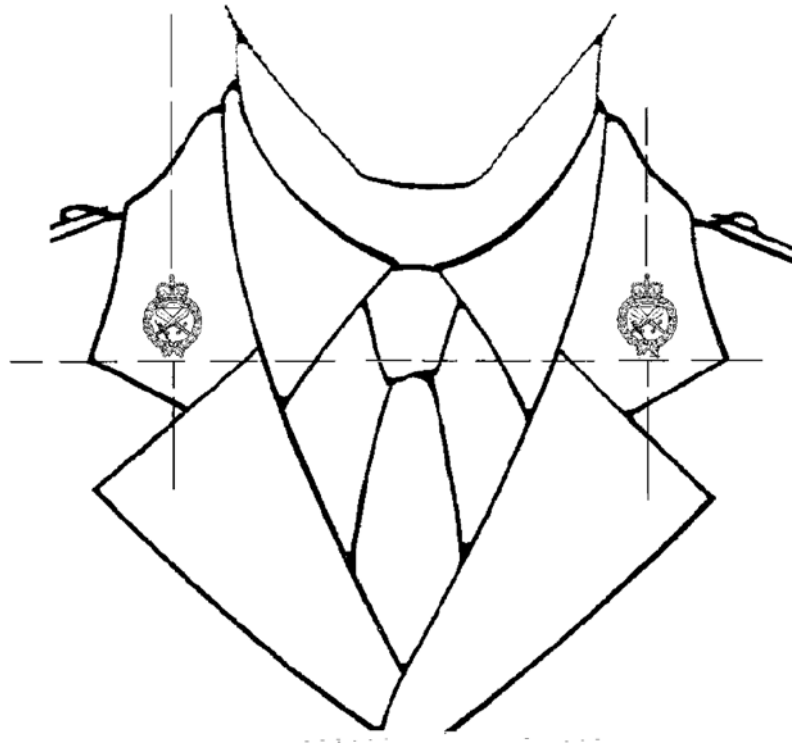


Figure 4D-7: Positioning the Collar Badge on Service Dress

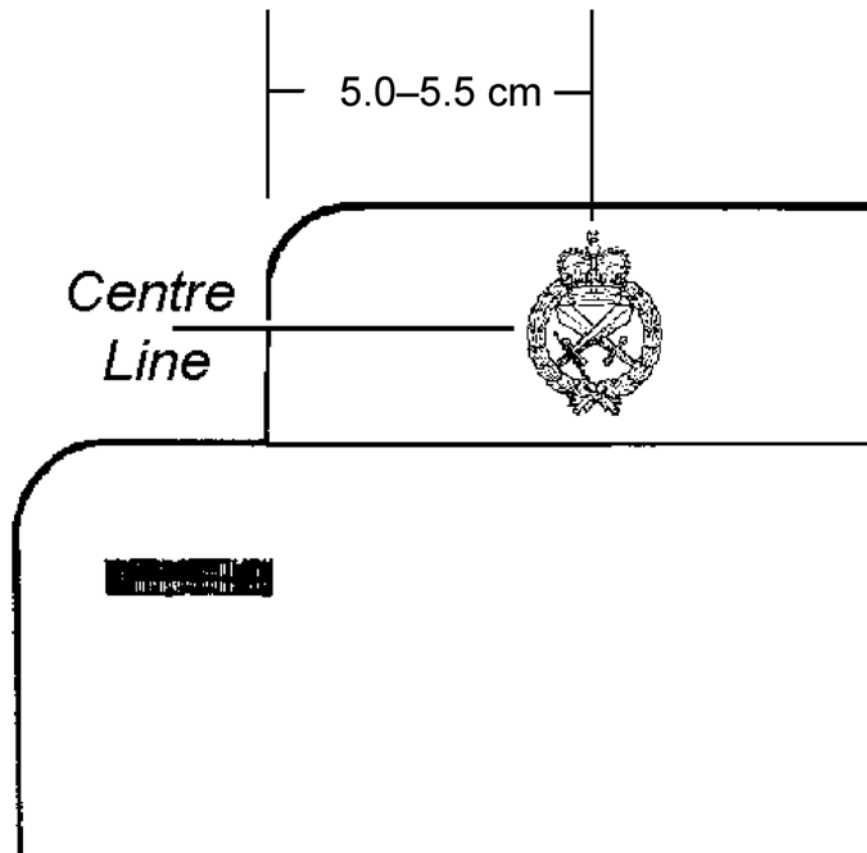


Figure 4D-8: Positioning the Collar Badge on Patrol Blue White Jacket

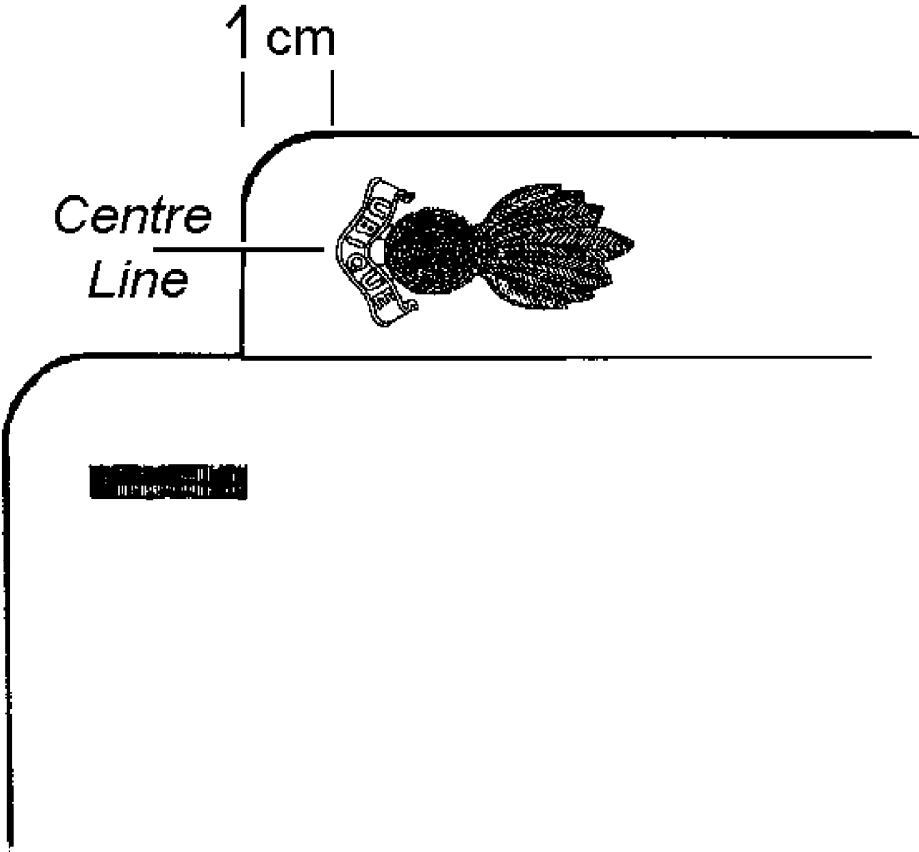











Figure 4D-9: Positioning the RAA and RAE Badges on Patrol Blue White Jacket (RAA Collar Badge Shown)

Appendix:





- 1. [Corps and Regimental Hat Badges of the Australian Army](#)

CORPS AND REGIMENTAL HAT BADGES OF THE AUSTRALIAN ARMY

CORPS







| | | |
|---|---|---|
|  |  |  |
| <p>ROYAL MILITARY COLLEGE (CORPS OF STAFF CADETS)</p> | <p>ROYAL AUSTRALIAN ARMOURED CORPS</p> | <p>ROYAL REGIMENT OF AUSTRALIAN ARTILLERY</p> |
|  |  |  |
| <p>ROYAL AUSTRALIAN ENGINEERS</p> | <p>ROYAL AUSTRALIAN CORPS OF SIGNALS</p> | <p>ROYAL AUSTRALIAN INFANTRY CORPS</p> |
|  |  |  |
| <p>AUSTRALIAN ARMY AVIATION CORPS</p> | <p>AUSTRALIAN INTELLIGENCE CORPS</p> | <p>ROYAL AUSTRALIAN ARMY CHAPLAINS DEPARTMENT (CHRISTIAN)</p> |

CORPS









| | | |
|---|---|---|
|  |  |  |
| <p>ROYAL AUSTRALIAN ARMY CHAPLAINS DEPARTMENT (JEWISH)</p> | <p>ROYAL AUSTRALIAN CORPS OF TRANSPORT</p> | <p>ROYAL AUSTRALIAN ARMY MEDICAL CORPS</p> |
|  |  |  |
| <p>ROYAL AUSTRALIAN ARMY DENTAL CORPS</p> | <p>ROYAL AUSTRALIAN ARMY ORDNANCE CORPS</p> | <p>ROYAL AUSTRALIAN ELECTRICAL AND MECHANICAL ENGINEERS</p> |
|  |  |  |
| <p>ROYAL AUSTRALIAN ARMY EDUCATIONAL CORPS</p> | <p>AUSTRALIAN ARMY PUBLIC RELATIONS SERVICE</p> | <p>AUSTRALIAN ARMY CATERING CORPS</p> |

4D1-3










CORPS

| | | |
|--|---|--|
|  |  |  |
| ROYAL AUSTRALIAN ARMY PAY CORPS | AUSTRALIAN ARMY LEGAL CORPS | ROYAL AUSTRALIAN CORPS OF MILITARY POLICE |
|  |  |  |
| AUSTRALIAN ARMY PSYCHOLOGY CORPS | AUSTRALIAN ARMY BAND CORPS | ROYAL AUSTRALIAN ARMY NURSING CORPS |
| |  | |
| | AUSTRALIAN ARMY CADETS | |








REGIMENTAL (ARMOURED)

| | | |
|---|---|---|
|  |  |  |
| <p>1ST ARMOURED REGIMENT</p> | <p>2ND CAVALRY REGIMENT</p> | <p>3RD/4TH CAVALRY REGIMENT</p> |
|  |  |  |
| <p>1ST/15TH ROYAL NEW SOUTH WALES LANCERS</p> | <p>2ND/14TH LIGHT HORSE REGIMENT (QUEENSLAND MOUNTED INFANTRY)</p> | <p>3RD/19TH LIGHT HORSE REGIMENT (SOUTH AUSTRALIAN MOUNTED RIFLES)</p> |
|  |  |  |
| <p>4TH/19TH PRINCE OF WALES'S LIGHT HORSE REGIMENT</p> | <p>10TH LIGHT HORSE REGIMENT</p> | <p>12TH/16TH HUNTER RIVER LANCERS</p> |

REGIMENTAL (INFANTRY)


| | | |
|---|---|---|
|  |  |  |
| THE ROYAL AUSTRALIAN REGIMENT | THE ROYAL QUEENSLAND REGIMENT | THE ROYAL NEW SOUTH WALES REGIMENT |
|  |  |  |
| THE ROYAL VICTORIA REGIMENT | THE ROYAL SOUTH AUSTRALIA REGIMENT | THE ROYAL WESTERN AUSTRALIA REGIMENT |
|  |  |  |
| THE ROYAL TASMANIA REGIMENT | THE PILBARA REGIMENT | 51ST BATTALION, THE FAR NORTH QUEENSLAND REGIMENT |

REGIMENTAL (INFANTRY)

| | | |
|---|--|--|
|  |  |  |
| <p>NORTH WEST MOBILE FORCE</p> | <p>QUEENSLAND UNIVERSITY REGIMENT</p> | <p>MELBOURNE UNIVERSITY REGIMENT</p> |
|  |  |  |
| <p>SYDNEY UNIVERSITY REGIMENT</p> | <p>UNIVERSITY OF NEW SOUTH WALES REGIMENT</p> | <p>ADELAIDE UNIVERSITIES REGIMENT</p> |
|  | | |
| <p>WESTERN AUSTRALIAN UNIVERSITY REGIMENT</p> | | |

4D1-7

REGIMENTAL (SOCOMD)

| | | |
|--|---|--|
|  |  |  |
| <p>SPECIAL AIR SERVICE REGIMENT</p> | <p>1ST COMMANDO REGIMENT</p> | <p>2ND COMMANDO REGIMENT</p> |
|  | |  |
| <p>SPECIAL OPERATIONS ENGINEER REGIMENT</p> | | <p>SPECIAL OPERATIONS LOGISTIC SQUADRON</p> |

REGIMENTAL (AVIATION)

| | | |
|---|---|---|
|  |  |  |
| 1ST AVIATION REGIMENT | 5TH AVIATION REGIMENT | 6TH AVIATION REGIMENT |

Figure 4D1-1: Corps and Regimental Hat Badge of the Australian Army

INFANTRY COMBAT BADGE

Description

1. The ICB is a bronze badge which consists of a wreath surrounding a bayonet, IAW [figure 4E-1](#). The badge is dull in appearance and is not to be polished.



Figure 4E-1: Infantry Combat Badge

Wearing the badge

2. The full size ICB is worn with ceremonial and general duty (polyesters), general duty Service dress orders of dress. The badge is to be worn with the Colour, Banner or AABC Drum Major Sash (if applicable). The miniature badge is worn with mess dress orders of dress. The badge may be worn on the uniform of other uniformed organisations, subject to the approval of those organisations.
3. The wearing of the ICB by entitled members and ex-members of the Australian Army on appropriate occasions, when civilian clothing and medals are worn, is permitted. As such, the ICB may be worn on civilian jackets.
4. The ICB is not worn with DPCU, sweater khaki lightweight, Garrison jacket, Coat khaki fleece/Combat jacket interim cold weather, raincoat, overcoat lightweight or any order of Protective Dress.

Positioning the badge

5. The badge is worn with the bayonet pointing upwards.
6. The badge is worn on the left breast, placed centrally 1 cm above medal ribbons or medals, IAW [figure 4E-2](#).

4E-2

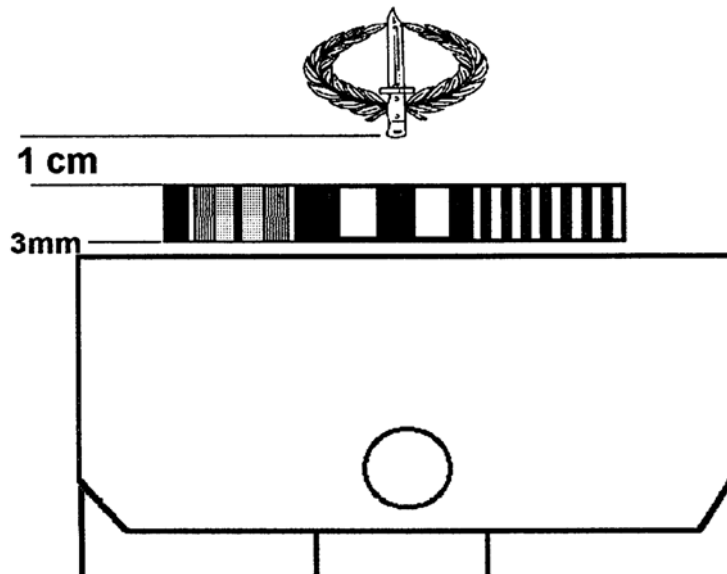


Figure 4E-2: Infantry Combat Badge with Ribbons

7. If other badges are worn on the left breast, such as aircrew or PJI, the ICB is placed 1 cm above the other badge, IAW [figure 4E-3](#).

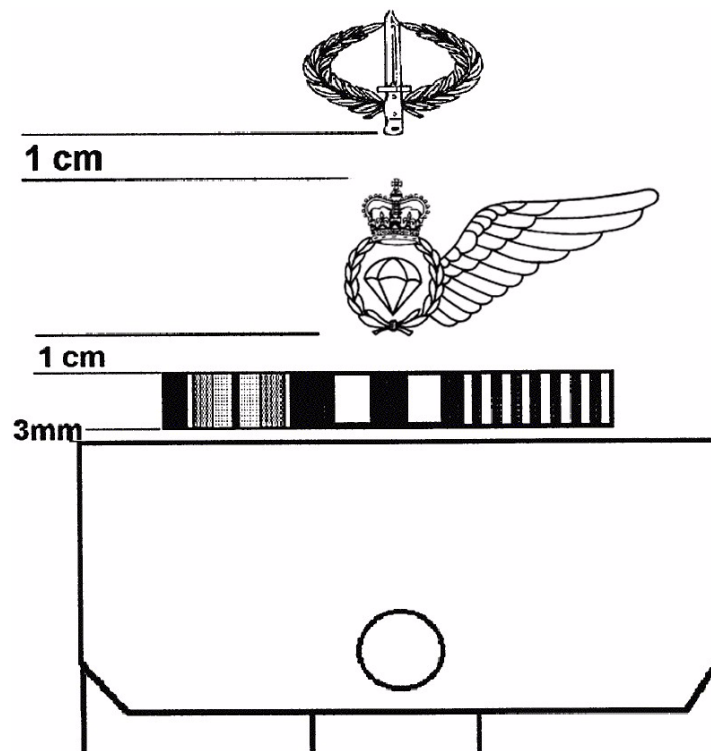


Figure 4E-3: Infantry Combat Badge with Parachute Jump Instructor Badge

8. The positioning of the miniature ICB worn on mess dress orders of dress is at [annex O to chapter 5-Mess Dress](#).
9. The full size badge is worn on Patrol Blue White Jacket.

MILITARY INSTRUCTOR BADGE

Description

1. The MIB is a metal, silver badge. The badge consists of a shield with the letters 'MI' and the wordings 'MILITARY INSTRUCTOR' and 'STRIVE FOR EXCELLENCE' contained within the shield. It is surrounded by a wreath over a scroll bearing the title 'ARMY', IAW [figure 4F-1](#). It is dull in colour and is not to be polished.



Figure 4F-1: Military Instructor Badge

Wearing the badge

2. The MIB is worn with ceremonial and general duty orders of dress. With General Duty Dress (DPCU), the MIB is worn only on the training establishment identification arm patch, on the right sleeve of the DPCU shirt and Coat khaki fleece/Combat jacket interim cold weather.

3. The MIB is only worn by entitled members who have maintained their particular instructional and assessment competencies over a prescribed period of time, IAW the IADP, regardless of their posted Command.

4. The MIB is not to be worn in conjunction with the RIB. The MIB is not worn with Mess Dress, sweater khaki lightweight, Garrison jacket, raincoat, overcoat lightweight or any order of Protective Dress.

Australian badge

5. Only an Australian Army MIB is to be worn on Army uniforms.

Positioning the badge

6. When worn with authorised dress, the MIB is worn on the lower left corner of the flap of the right breast pocket, midway between the button and edge of the pocket, with the base of the badge

4F-2

positioned 3 mm above the bottom edge of the pocket, IAW [figure 4F-2](#). When worn on the training establishment identification arm patch, it is positioned centrally on the patch, IAW [figure 4F-3](#).




Figure 4F-2: Positioning the Military Instructor Badge



Figure 4F-3: Positioning the MIB Worn on Training Establishment Identification Arm Patch on General Duty (DPCU)

PARACHUTE BADGES

Description

1. Parachute qualification badges are authorised for the following categories:
 - a. Basic Paratrooper;
 - b. SASR;
 - c. Commando—1 Cdo Regt, 2 Cdo Regt; and
 - d. 3 RAR (until current stock holding run-out).
2. The design of these badges is as follows:
 - a. Basic Paratrooper—embroidered white parachute with pale blue wings on a khaki, blue/black, scarlet or white background which is dependant on the garment to be worn.
 - b. SASR—embroidered white parachute with blue/pale blue wings on a blue/black background.
 - c. Commando—embroidered black parachute and wings on a Sherwood green background.
 - d. 3 RAR—embroidered pale blue parachute and wings on a maroon background (until current stock holding run-out).
3. Members who have qualified as a paratrooper after 26 Sep 11 are not authorised to wear the 3 RAR parachute badge; those members are to wear the Basic Paratrooper badge. Members who were or are posted to 'A' Bty, RAA and have previously qualified to wear the 3 RAR parachute badge may continue to wear the badge until current stock holdings run-out, or until transition from the Army. Those 'A' Bty, RAA are only permitted to wear the badge, if they have been authorised by routine order from CO, 3 RAR to do so.
4. The FFI gold brevet is authorised for qualified free fall instructors. The PJI silver brevet is authorised for qualified static line instructors. The PJM bronze brevet is authorised for qualified jump masters. The design of these badges is as follows:
 - a. FFI—a gold metal parachute and half wing surmounted by a crown with pins and clutch grips.
 - b. PJI—a silver metal parachute and half wing surmounted by a crown with pins and clutch grips.
 - c. PJM—a bronze metal parachute and half wing surmounted by a crown with pins and clutch grips.
 - d. Full and miniature size gold bullion embroidered parachute and half wing on blue/black backgrounds are authorised to be worn.
5. The badges are at [figure 4G-1](#):

4G-2

| | | |
|---|--|---|
|  |  |  |
| BASIC PARACHUTIST | SASR | CDO |
|  |  |  |
| 3 RAR | FFI (with clutch grips) | PJI |
| |  | |
| | PJM (with clutch grips) | |

Figure 4G-1: Parachute and Parachute Instructor Badges

Eligibility

6. Eligibility for wearing the various categories of parachute badge is as follows:
 - a. Basic Paratrooper—a member qualified as a basic paratrooper; and IAW [para 3 to this annex](#).
 - b. SASR—a qualified member or ex-member of SASR who has qualified as a basic paratrooper.
 - c. Commando—a qualified member or ex-member of the former 4 RAR, 2 Cdo Regt or 1 Cdo Regt who has qualified as a basic paratrooper.
 - d. 3 RAR—a member or ex-member of 3 RAR and 'A' Bty, RAA who has qualified as a basic paratrooper (until current stock holding run-out); and IAW [para 3 to this annex](#).
 - e. FFI, PJI and PJM—a member who has qualified in these categories at the PTS.

Wearing of parachute badges with items of dress

7. The type of parachute badge to be worn with each item of dress is at [table 4G-1](#).

| Serial | Dress | Parachute Badge | FFI, PJI, PJM Badge | Remarks |
|--------|---------------|--|---|---------|
| 1 | Service Dress | One of the four badges at para 2 | Gold, silver or bronze metal with pins and clutch grips at para 3 | |

| | | | | |
|----|--------------------------|---|--|-------------------------------|
| 2 | Shirt polyester | As for Serial 1 | As for Serial 1 | |
| 3 | Safari Jacket | As for Serial 1 | As for Serial 1 | |
| 4 | Utility Jacket | As for Serial 1 | As for Serial 1 | |
| 5 | Mess Dress Jacket | As for Serial 1 | Embroidered miniature gold bullion badge at para 3 | |
| 6 | Mess Dress White Jacket | As for Serial 1 | Embroidered miniature gold bullion badge at para 3 | |
| 7 | Mess Dress Army | As for Serial 1 | Miniature size metal gold, silver or bronze badge | |
| 8 | Senior Ranks Mess Dress | As for Serial 1 | Miniature size metal gold, silver or bronze badge | |
| 9 | Patrol Blue White Jacket | As for Serial 1 | Embroidered gold bullion badge at para 3 | |
| 10 | Para Smock | One of the four badges listed in para 2 but embroidered black on DPCU backing | At para 3 but embroidered black on a DPCU backing | Purchased at members' expense |

Table 4G-1: Wearing of Parachute Badges

Special conditions

8. Only one parachute badge is to be worn on the sleeve. A FFI, PJI or PJM brevet is to be worn in conjunction with one of the paratrooper badges, but not with an aircrew badge.
9. A member qualified as a basic paratrooper is to wear:
- If qualified and posted to SASR—the SASR Parachute Badge.
 - If qualified and posted to either 2 Cdo Regt or 1 Cdo Regt—the Commando Parachute Badge.
 - If qualified and posted to 3 RAR or 'A' Bty, RAA—the 3 RAR Parachute Badge (until current stock holding run-out); and IAW [para 3 to this annex](#).
 - If posted from one airborne unit to another—the member is to wear the parachute badge of the unit that the member is currently serving in, provided the member meets the unit's eligibility requirements, IAW [para 6 to this annex](#), otherwise [para 9 \(e\) to this annex](#) applies.
 - If posted to any other unit—whichever parachute badge that the member is qualified in and prefers to wear.

Australian badge

10. Only an Australian Army parachute badge is to be worn on Army uniforms.

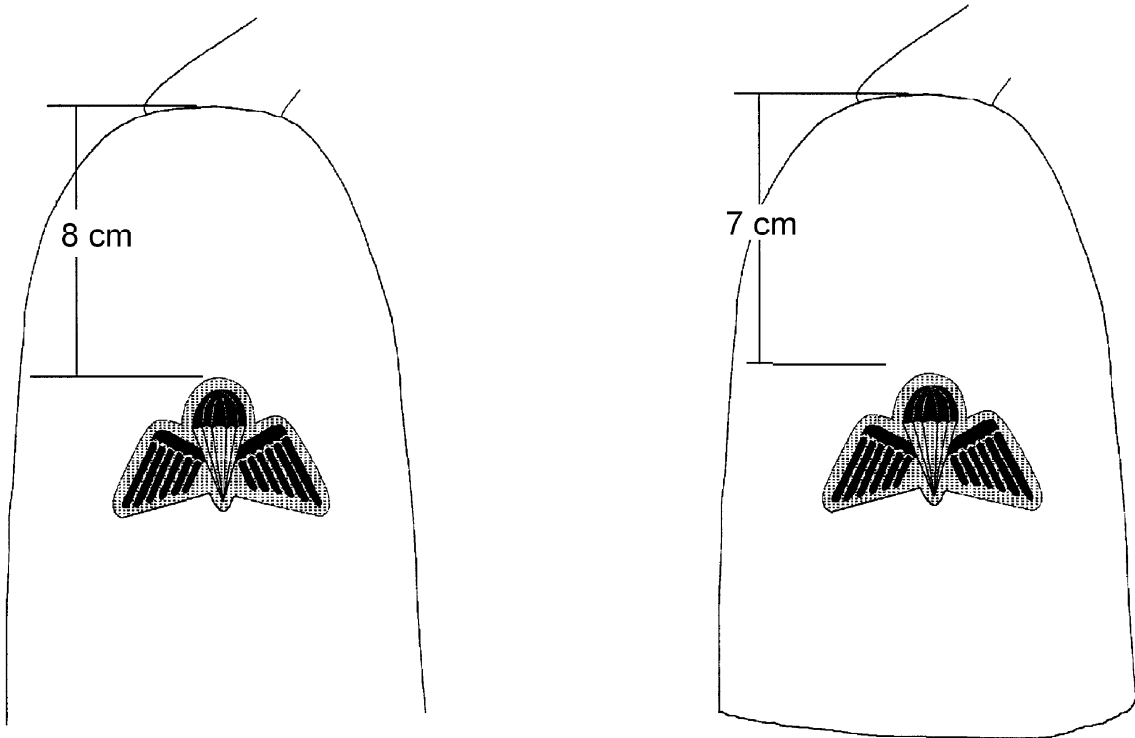
Positioning of the parachute badges

11. Parachute badges are worn on the right sleeve of Australian Army uniforms, IAW [table 4G-1](#) and [figure 4G-2](#).

4G-4

12. The FFI, PJI or PJM brevet is worn with the lower edge of the badge with the parachute placed centrally, 1 cm above the left breast pocket or 1 cm above the top row of ribbons or medals, in the same manner as for aircrew badges, IAW [figure 4A-2 at annex A to this chapter](#).

13. With Mess Dress Jacket, officers and ORs wear the miniature form of the FFI, PJI or PJM brevet on the left lapel. The wearing of the FFI, PJI or PJM brevet by officers with Mess Dress is optional. If worn, officers are to wear a miniature bullion badge on blue/black backing, purchased by the members' expense. Miniature metal badges are to be worn with Mess Dress Army and Senior Ranks Mess Dress. The badge is positioned, IAW [annex O to chapter 5-Mess Dress](#).



a. Service Dress Jacket and Utility Jacket b. Short Sleeve Shirt and Safari Suit Jacket

Figure 4G-2: Positioning the Parachute Badge

RANK BADGES AND INSIGNIA

Officer description

1. Army officer badges of rank, including the Governor-General and State Governors, are at [appendix 1 to annex H to this chapter](#). Metal rank insignia are produced in gold, silver or black finish according to the Corps/Regiment.
2. 51 FNQR officers (LT–LTCOL) are to wear black metal rank insignia when wearing ceremonial and mess dress orders of dress, and black embroidered rank insignia when wearing General Duty Dress (polyesters) and Utility jacket.
3. SUR officers (LT–COL) are to wear the black metal rank insignia on scarlet backing when wearing ceremonial and mess dress orders of dress, and black embroidered rank insignia on scarlet backing when wearing General Duty Dress (polyesters) and Utility jacket.
4. Silver insignia are worn by RAAC, AA Avn and RAANC personnel.
5. All other Corps wear the gold coloured rank insignia.
6. Rank slides are produced with gold/silver/black embroidered on khaki polyester material and black on DPCU material.

Wearing officer badges of rank

7. Officer badges of rank are worn on both shoulders, except DPCU, Coat khaki fleece/Combat jacket interim cold weather and the Garrison jacket. The badges for General officers are worn in left and right sets with the point of the sword facing the front on each side. Badges of rank are worn as follows:
 - a. Service Dress—metal insignia fixed directly to epaulettes.
 - b. Polyester shirt:
 - (1) Ceremonial—metal insignia on khaki shoulder boards.
 - (2) General Duty—embroidered on khaki shoulder slides.
 - c. Sweater khaki lightweight—embroidered on khaki shoulder slides.
 - d. Utility jacket—embroidered on khaki shoulder slides.
 - e. Safari Suit jacket—metal insignia fixed directly to epaulettes.
 - f. Overcoat Extreme Cold Weather—metal insignia fixed directly to epaulettes.
 - g. Mess Dress:
 - (1) Mess Dress—metal insignia fixed directly to epaulettes. Senior officers, COL and above, wear bullion badges of rank.
 - (2) Mess Dress White Jacket—metal insignia fixed directly to epaulettes.
 - (3) Mess Dress Army—metal insignia pinned to black curved shoulder boards.
 - (4) Senior Ranks Mess Dress—metal insignia pinned to black curved shoulder boards.
 - h. Patrol Blue White Jacket—metal badges of rank with wire prongs fixed to shoulder cords. Gold insignia are worn on silver cords and silver insignia are worn on gold cords.

4H-2

- i. Coat khaki fleece/Combat jacket interim cold weather—black embroidered rank on DPCU rank slide with black embroidered 'AUSTRALIA' title.
- j. General Duty Dress (DPCU)/Field Dress (DPCU)—black embroidered rank on a DPCU rank slide with black embroidered 'AUSTRALIA' title.
- k. Garrison jacket—embroidered gold or olive drab rank slides or DPCU or polyester rank slide.

8. Badges of rank are not worn on raincoat or overcoat lightweight.

Positioning of officer rank badges

9. The order of placement from the point of the shoulder towards the neck is:

- a. metal shoulder titles, and/or
- b. Royal Cypher and Crown, and
- c. badges of rank.

10. Metal insignia is positioned on shoulder straps/boards/epaulettes, IAW figure 4H-1. The spacing may need to be adjusted on small shoulder straps/boards/epaulettes or when other insignia, such as Royal Cypher and Crown are worn. The position of rank badges on shoulder cords is at para 3.143-3.147

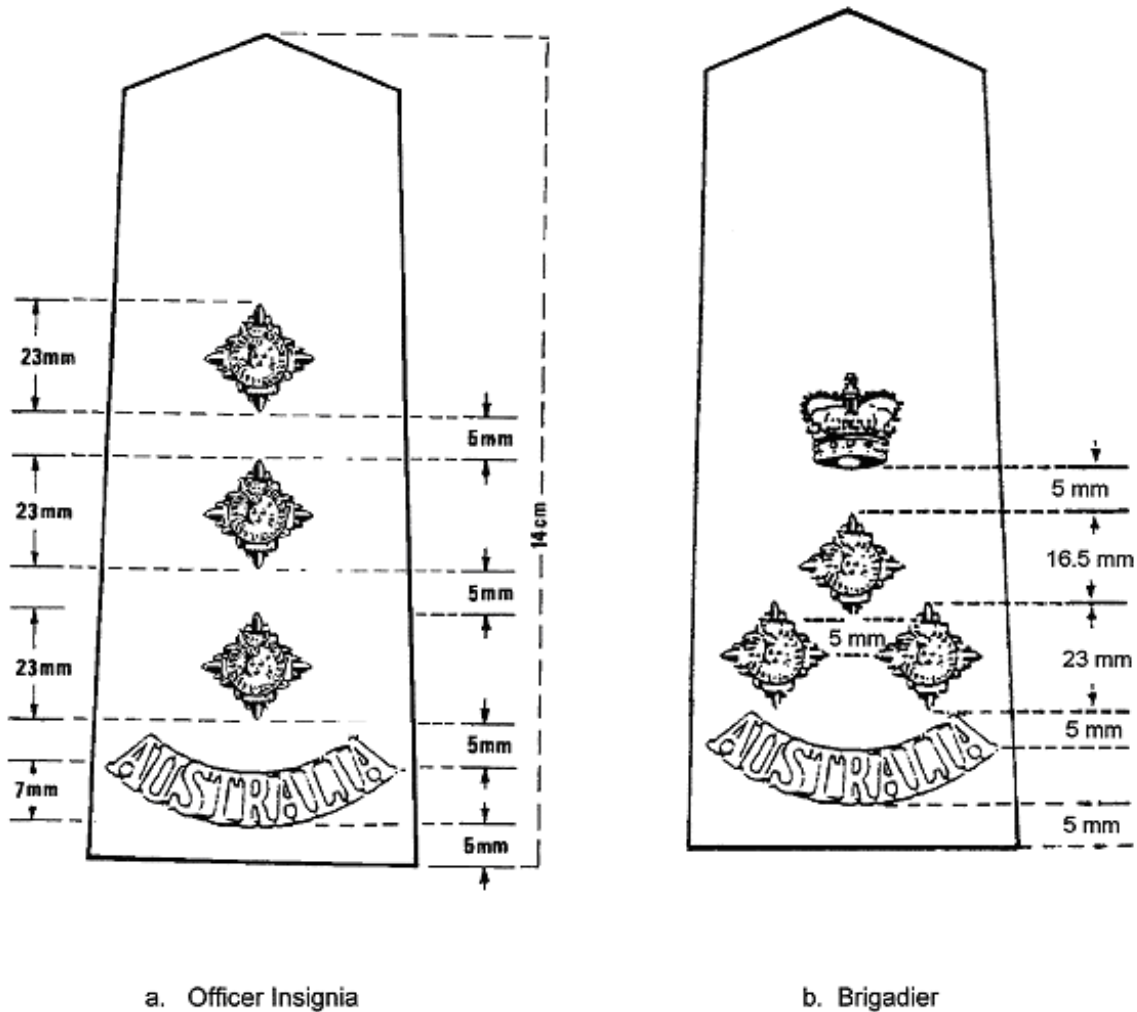


Figure 4H-1: Positioning the Officer Badges of Rank

WO description

11. WO badges of rank are at [appendix 1 to annex H to this chapter](#). Badges are produced as embroidered badges in full colour or black.
12. 51 FNQR WO's are to wear black rank insignia on khaki backing with ceremonial, General Duty Dress (polyesters) and Utility jacket; and black rank insignia on white backing with Mess Dress White Jacket.
13. SUR WO's are to wear black rank insignia on scarlet backing.
14. Silver coloured embroidered rank insignia is worn by RAAC, AA Avn and RAANC personnel.
15. All other Corps are to wear the gold coloured embroidered rank insignia.

Wearing of WO badges of rank

16. WO badges of rank are worn as follows:
 - a. Service Dress—large embroidered badge on khaki backing (curved shape).
 - b. Polyester shirt—small embroidered badge on khaki backing (square).
 - c. Utility jacket—large embroidered badge on khaki backing (curved shape).
 - d. Overcoat extreme cold weather—large embroidered badge on khaki backing (curved shape).
 - e. Mess Dress:
 - (1) Mess Dress Army—WO1 metal insignia fixed directly to black curved shoulder board and WO2 embroidered gold insignia on black curved shoulder boards.
 - (2) Mess Dress White Jacket—large embroidered badge on white backing (curved shape).
 - f. Patrol Blue White Jacket—large embroidered badge on blue or white backing (curved shape).
 - g. Sweater khaki lightweight—small embroidered badge on khaki backing (square).
 - h. General Duty Dress (DPCU)/Field Dress (DPCU)—black embroidered rank on DPCU rank slide with black embroidered 'AUSTRALIA' title.
 - i. Working/Protective Dress—DPCU rank is worn on the sleeves of the shirt.
 - j. Coat khaki fleece/Combat jacket interim cold weather—black embroidered rank on DPCU rank slide with black embroidered 'AUSTRALIA' title.
 - k. Garrison jacket—embroidered gold or olive drab rank slides or DPCU or polyester rank slide.
17. Badges of rank are not worn on raincoat or overcoat lightweight.

Positioning of WO badges of rank

18. Badges are worn on both sleeves and are positioned on the upper sleeve of garments, IAW [figure 4H-2](#), [figure 4H-3](#) and [figure 4H-4](#). If the sleeve of a short sleeved shirt is too short to accommodate the badges in the positions specified, WO rank insignia may be placed with the bottom edge in line with the sleeve hem. The badges on both sleeves are to be level.

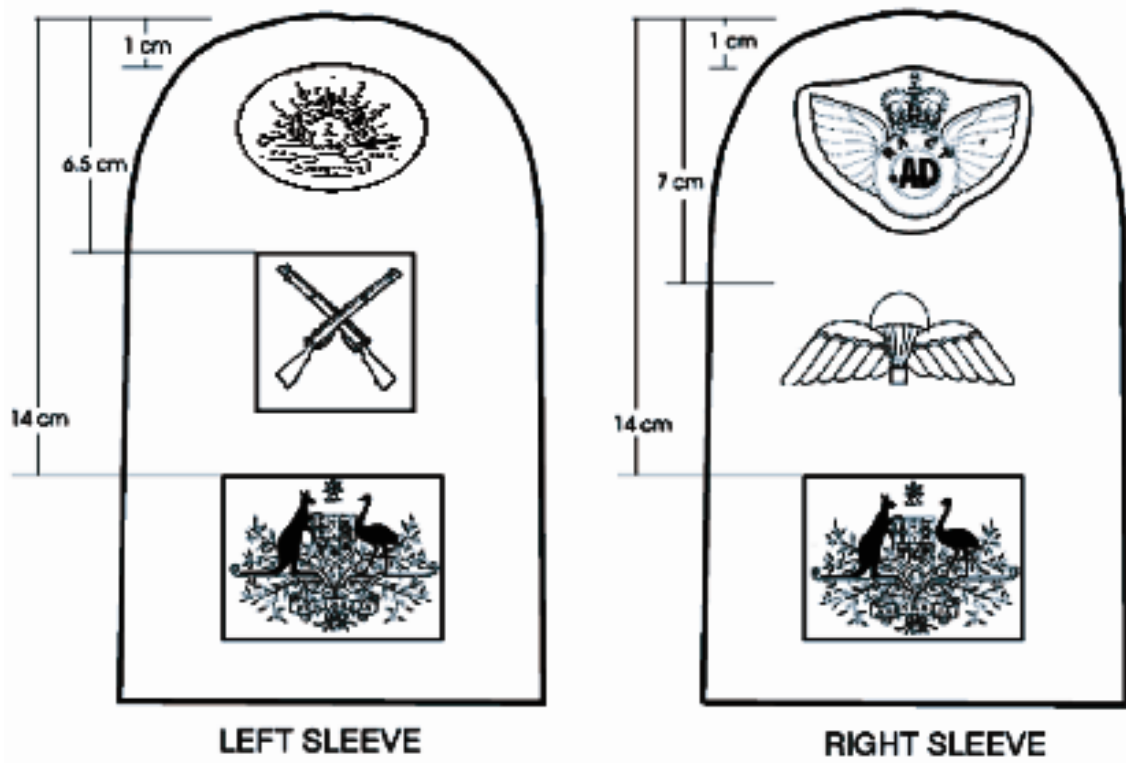


Figure 4H-2: Service Dress and Utility Jacket for WO2 and WO1 Rank

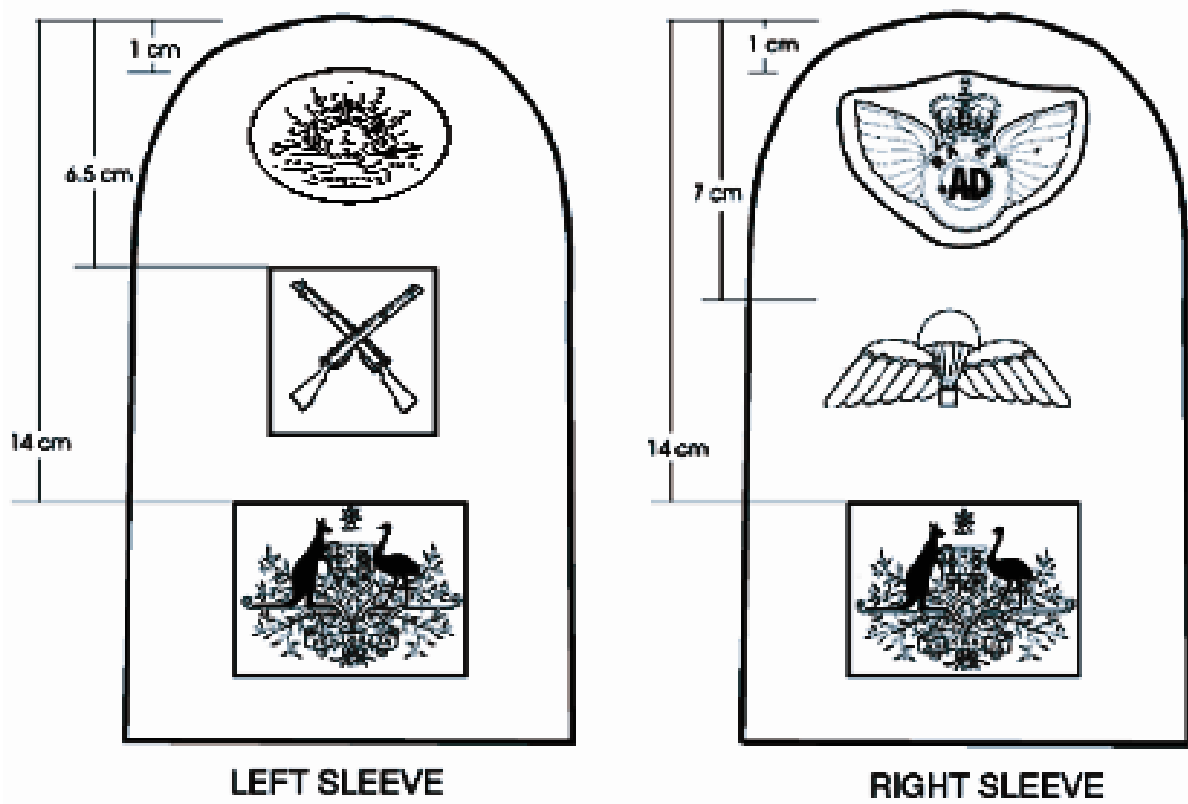


Figure 4H-3: Shirts for WO2 and WO1 Rank

4H-5




Figure 4H-4: Sweater Khaki Lightweight for WO2 and WO1 Rank

NCO description

19. NCO badges of rank are at [appendix 1 to annex H to this chapter](#). Badges are produced as embroidered or woven badges on appropriate background.
20. 51 FNQR NCO's are to wear black rank insignia on khaki backing with ceremonial and General Duty Dress (polyesters) and Utility jacket; and black rank insignia on white backing with Mess Dress White Jacket
21. SUR NCO's are to wear black rank insignia on a scarlet backing.
22. Silver coloured embroidered rank insignia is worn by RAAC, AA Avn and RAANC personnel.
23. All other Corps are to wear the gold coloured embroidered rank insignia

Wearing of NCO badges of rank

24. NCO badges of rank are worn as follows:
 - a. Service Dress – embroidered badge on khaki backing.
 - b. Polyester shirt—embroidered badge on khaki backing.
 - c. Utility jacket—embroidered badge on khaki backing.
 - d. Mess Dress:
 - (1) Mess Dress Army— embroidered silver or gold insignia on black curved shoulder boards.
 - (2) Mess Dress White Jacket—large embroidered badge on white backing.
 - e. Patrol Blue White Jacket—embroidered on blue or white backing.

4H-6

- f. Overcoat extreme cold weather—embroidered badge on khaki backing.
- g. Sweater khaki lightweight—embroidered badge on khaki backing.
- h. General Duty Dress (DPCU)/Field Dress (DPCU)—black embroidered rank on DPCU rank slide with black embroidered 'AUSTRALIA' title.
- i. Working/Protective Dress—DPCU rank is worn on the sleeves of the shirt.
- j. Coat khaki fleece/Combat jacket interim cold weather—black embroidered rank on DPCU rank slide with black embroidered 'AUSTRALIA' title.
- k. Garrison jacket—embroidered gold or olive drab rank slide.

25. Badges of rank are not worn on raincoat or overcoat.

Positioning of NCO badges of rank

26. Badges are worn on both sleeves and are positioned on the upper sleeve, IAW figure 4H-5, figure 4H-6 and figure 4H-7. The badges on both sleeves are to be level.

27. The SSGT crown is separate from the chevrons and is to be positioned, IAW figure 4H-8, figure 4H-9 and figure 4H-10. The badges on both sleeves are to be level.

28. If the sleeve of a short sleeved shirt is too short to accommodate the required number of embellishments, the embellishments are to be placed evenly on the sleeve so that the bottom edge of the lowest badge is not closer than 1 cm to the bottom edge of the sleeve. In this case, the rank insignia are to be placed in the same position on both sleeves. This situation is only likely to arise for a SSGT who is qualified in military skills or as a parachutist qualified to wear a trade badge.

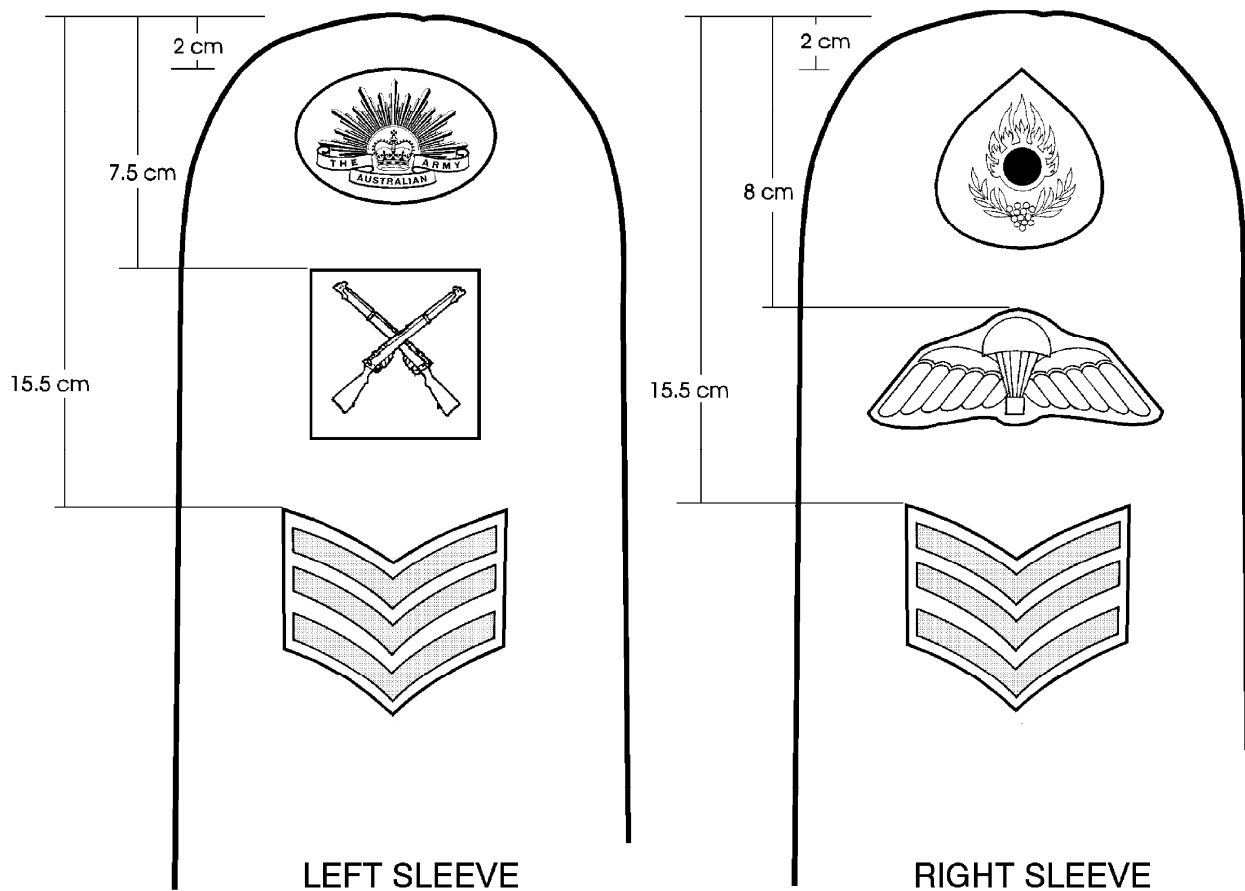


Figure 4H-5: Service Dress and Utility Jacket for PTE (E) to SGT Rank

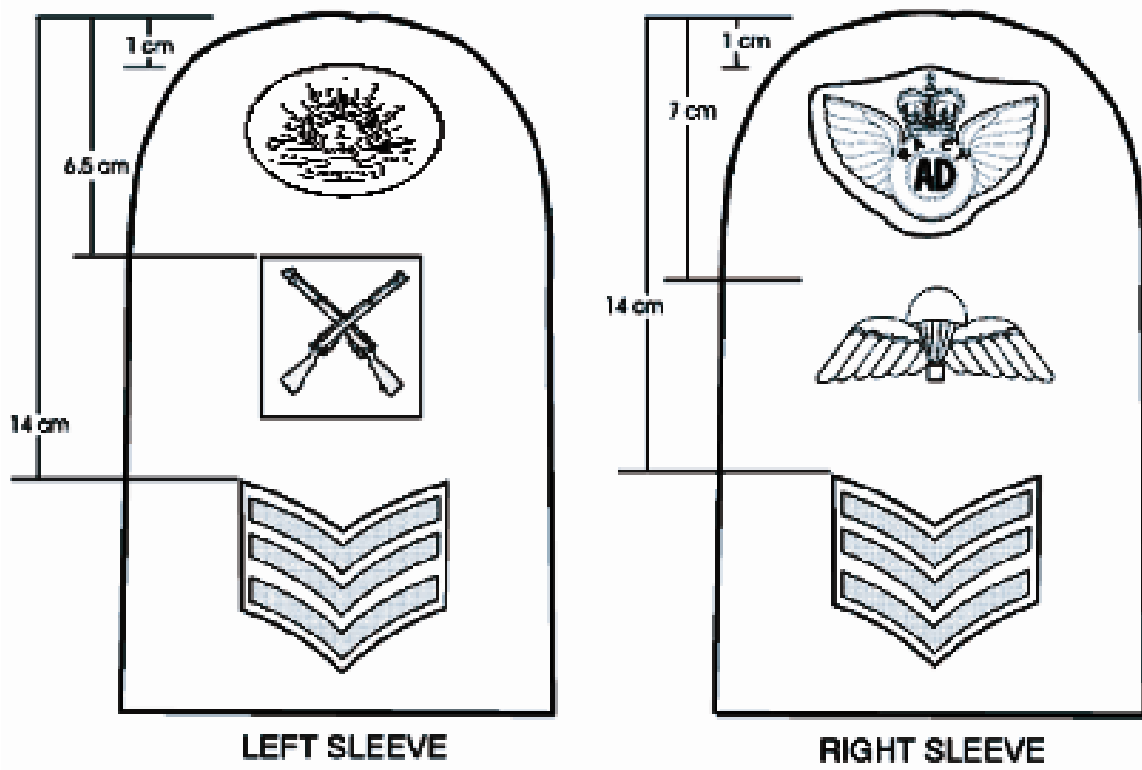


Figure 4H-6: Shirts for PTE (E) to SGT Rank

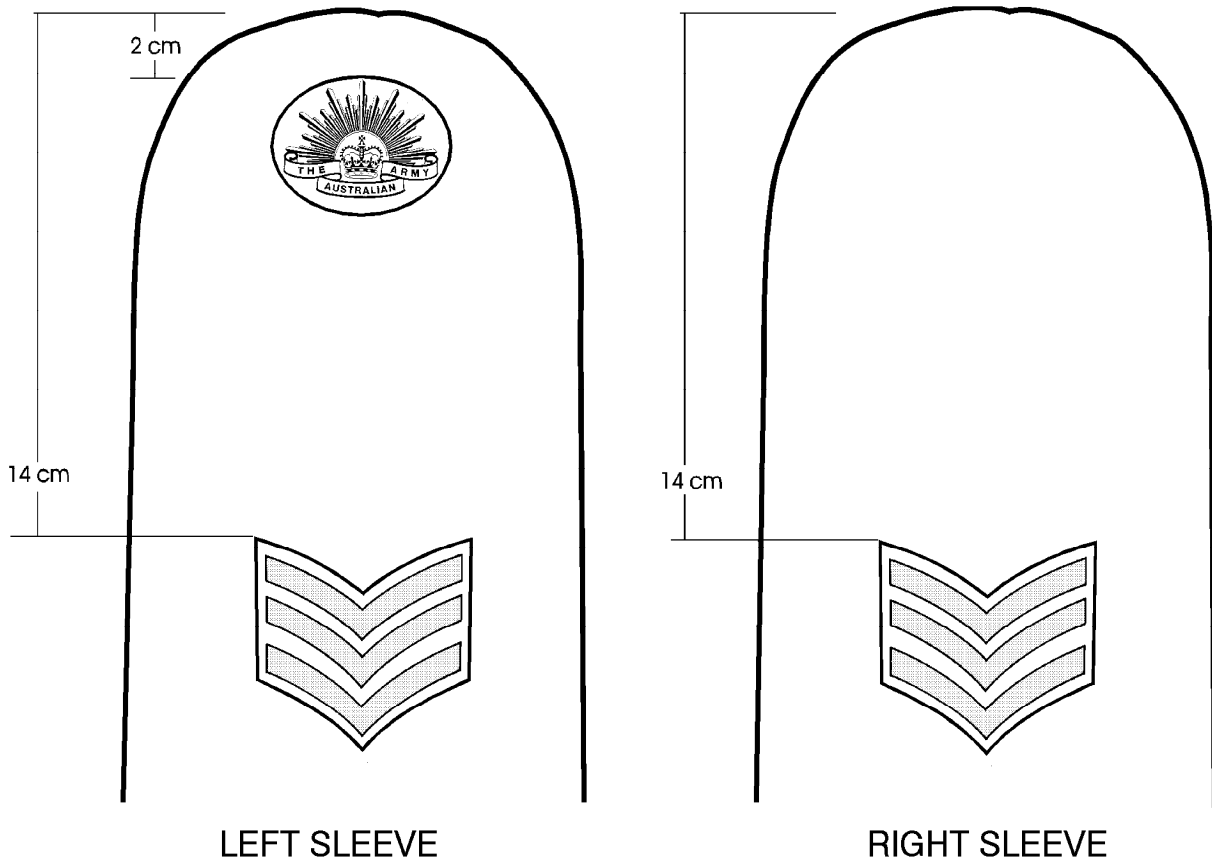


Figure 4H-7: Sweater Khaki Lightweight for PTE (E) to SGT Rank

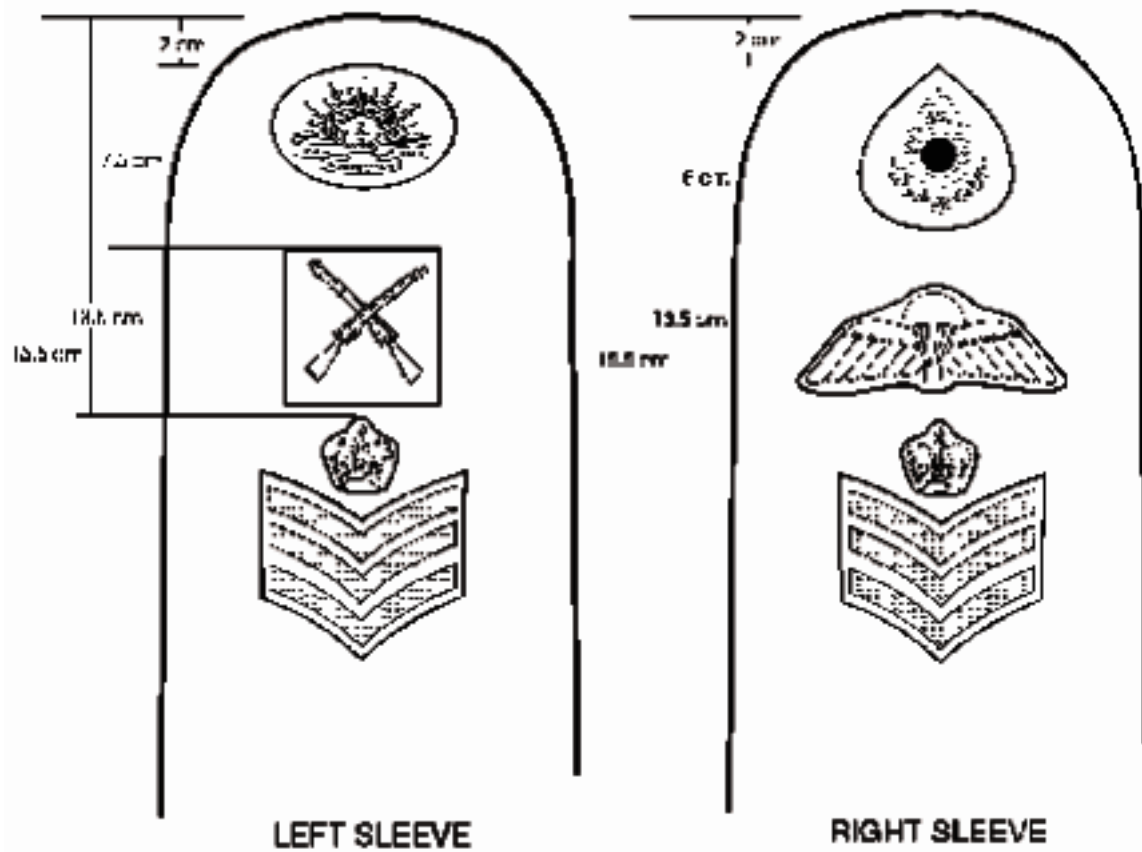


Figure 4H- 8: Service Dress and Utility Jacket for SSGT Rank

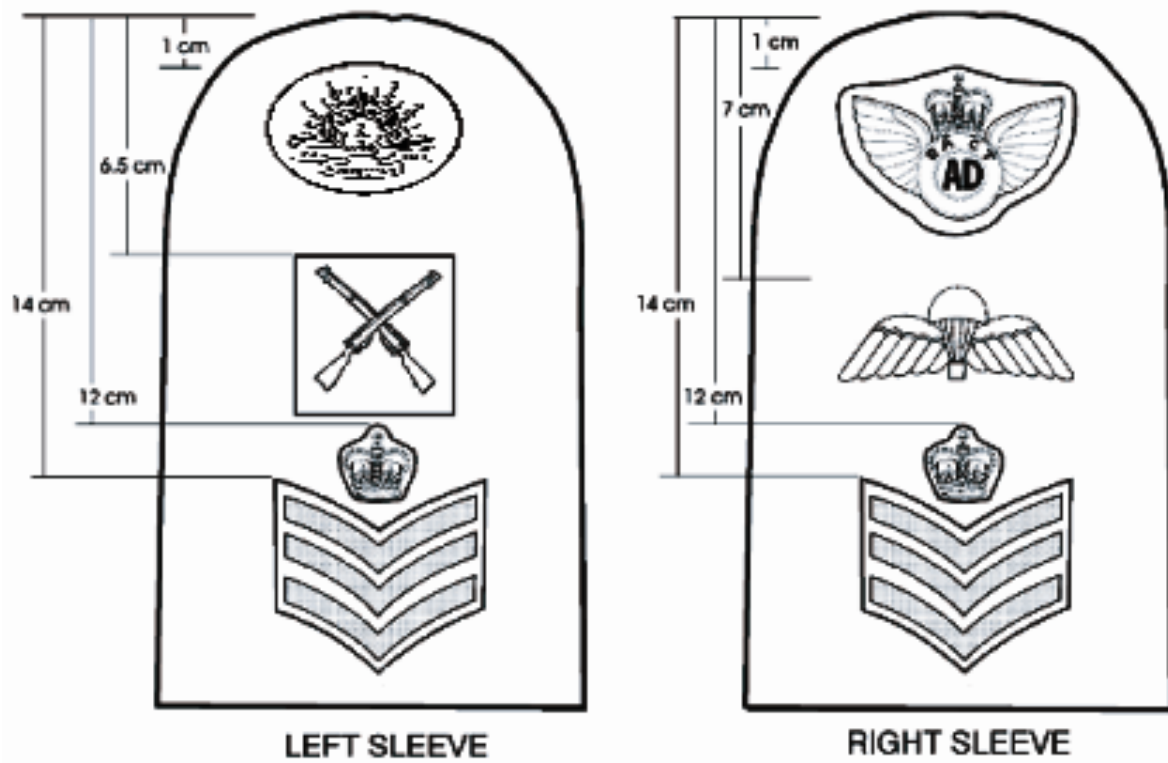


Figure 4H-9: Shirts for SSGT Rank

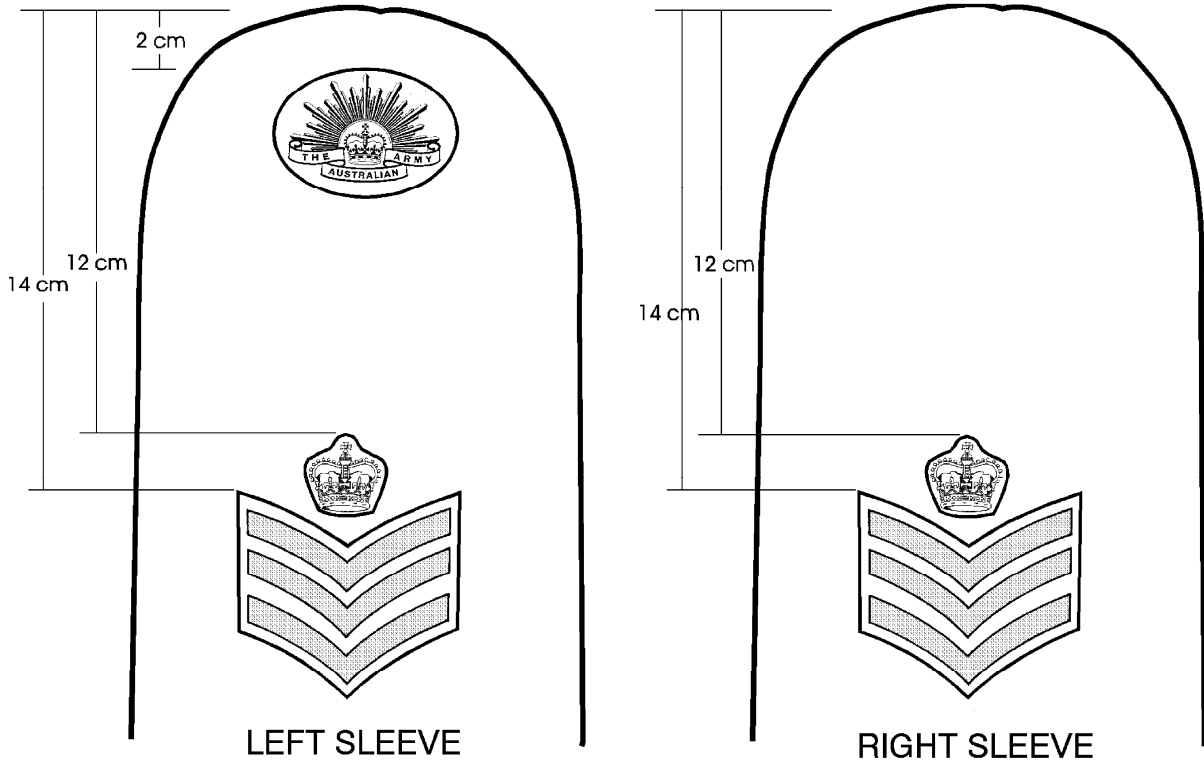


Figure 4H-10: Sweater Khaki Lightweight for SSGT Rank

Appendix:

1. [Appointment Insignia and Badges of Rank of the Australian Army](#)

APPOINTMENT INSIGNIA AND BADGES OF RANK OF THE AUSTRALIAN ARMY

APPOINTED OFFICERS

| | | |
|---|---|---|
|  |  |  |
| <p>GOVERNOR-GENERAL OF AUSTRALIA</p> | <p>STATE GOVERNOR</p> | <p>FIELD MARSHAL</p> |

GENERAL AND SENIOR OFFICERS

| | | | | |
|---|---|---|--|---|
|  |  |  |  |  |
| <p>GENERAL (LEFT SHOULDER)</p> | <p>LIEUTENANT GENERAL (LEFT SHOULDER)</p> | <p>MAJOR GENERAL (LEFT SHOULDER)</p> | <p>BRIGADIER</p> | <p>COLONEL</p> |

4H1-2

OFFICERS

| | | | | |
|---|---|---|--|---|
|  |  |  |  |  |
| LIEUTENANT COLONEL | MAJOR | CAPTAIN | LIEUTENANT | OFFICER CADET |

| | | | |
|--|--|---|--|
|  |  |  |  |
| LIEUTENANT COLONEL | MAJOR | CAPTAIN | LIEUTENANT |


| | | | |
|---|---|--|---|
|  |  |  |  |
| LIEUTENANT COLONEL | MAJOR | CAPTAIN | LIEUTENANT |

4H1-3

WARRANT OFFICERS

| | | |
|---|---|---|
|  |  |  |
| <p>WARRANT OFFICER (RSM-A)</p> | <p>WARRANT OFFICER CLASS ONE</p> | <p>WARRANT OFFICER CLASS TWO</p> |

SENIOR NON-COMMISSIONED OFFICERS

| | |
|--|---|
|  |  |
| <p>STAFF SERGEANT</p> | <p>SERGEANT</p> |

JUNIOR NON-COMMISSIONED OFFICERS



| | |
|---|--|
|  |  |
| <p>CORPORAL OR BOMBARDIER</p> | <p>LANCE CORPORAL OR LANCE BOMBARDIER</p> |

Figure 4H1-1: Rank Insignia

4H1-4

DPCU AND FIELD RANK SLIDES



GENERAL ^(a)
(LEFT SHOULDER)



LIEUTENANT GENERAL ^(a)
(LEFT SHOULDER)



MAJOR GENERAL ^(a)
(LEFT SHOULDER)



BRIGADIER



COLONEL



LIEUTENANT COLONEL



MAJOR



CAPTAIN



LIEUTENANT



SECOND LIEUTENANT

4H1-5



WARRANT OFFICER
RSM-A



WARRANT OFFICER CLASS ONE



WARRANT OFFICER CLASS TWO



STAFF SERGEANT



SERGEANT



CORPORAL OR BOMBARDIER



LANCE CORPORAL
OR
LANCE BOMBARDIER



PRIVATE (E)

Figure 4H1-2: Rank Insignia (DPCU)

Note

- (a) The left shoulder rank slide is the rank slide worn on the front of DPCU shirts and the Coat khaki fleece/Combat jacket interim cold weather.

**MESS DRESS ARMY AND SENIOR RANKS MESS DRESS RANK INSIGNIA
MAY BE WORN BY AABC MEMBERS IN CONCERT, WHEN ORDERED**

OFFICERS

| | | | | |
|---|---|---|--|---|
|  |  |  |  |  |
| GENERAL (LEFT SHOULDER) | LIEUTENANT GENERAL (LEFT SHOULDER) | MAJOR GENERAL (LEFT SHOULDER) | BRIGADIER | COLONEL |
|  |  |  |  |  |
| LIEUTENANT COLONEL (GOLD) | LIEUTENANT COLONEL (CHROME) | MAJOR (GOLD) | MAJOR (CHROME) | CAPTAIN (GOLD) |
| |  |  |  | |
| | CAPTAIN (CHROME) | LIEUTENANT (GOLD) | LIEUTENANT (CHROME) | |

4H1-7

**MESS DRESS ARMY AND SENIOR RANKS MESS DRESS RANK INSIGNIA
MAY BE WORN BY AABC MEMBERS IN CONCERT, WHEN ORDERED**

WO'S, SNCO'S AND OR'S

| | | |
|---|---|---|
|  |  |  |
| <p>WARRANT OFFICER (RSM-A) (GOLD)</p> | <p>WARRANT OFFICER CLASS ONE (GOLD)</p> | <p>WARRANT OFFICER CLASS TWO (GOLD)</p> |
|  |  |  |
| <p>STAFF SERGEANT (GOLD)</p> | <p>STAFF SERGEANT (CHROME)</p> | <p>SERGEANT (GOLD)</p> |
|  |  |  |
| <p>SERGEANT (CHROME)</p> | <p>CORPORAL (GOLD)</p> | <p>LANCE CORPORAL (GOLD)</p> |

4H1-8

| | | |
|--|---|--|
| |  | |
| | PRIVATE/MUSICIAN (GOLD) | |

Figure 4H1-3: Rank Insignia for Mess Dress Army

RECRUIT INSTRUCTOR BADGE

Description

1. The RIB is a bronze badge consisting of the letters 'RI' surrounded by a wreath over a scroll bearing the title 'ARMY', IAW [figure 4I-1](#). It is dull in colour and is not to be polished.



Figure 4I-1: Recruit Instructor Badge

Wearing the badge

2. The RIB is worn with ceremonial and general duty orders of dress. With General Duty Dress (DPCU), the RIB is worn on only the training establishment identification arm patch, on the right sleeve of the DPCU shirt and Coat khaki fleece/Combat jacket interim cold weather. The badge is worn on DPCU uniforms in the same manner as the MIB.

3. The RIB is not to be worn in conjunction with the MIB. The RIB is not worn with Mess Dress, sweater khaki lightweight, Garrison jacket, raincoat, overcoat lightweight or any order of Protective Dress.

Australian badge

4. Only an Australian Army RIB is to be worn on Army uniforms.

Positioning the badge

5. When worn with authorised dress, the RIB is worn on the lower left corner of the flap of the right breast pocket, midway between the button and edge of the pocket, with the base of the badge positioned 3 mm above the bottom edge of the pocket, IAW [figure 4I-2](#). When worn on the training establishment identification arm patch, it is positioned centrally on the patch, IAW [figure 4F-3](#).




Figure 4I-2: Positioning the Recruit Instructor Badge

RETIRED MEMBER INSIGNIA

Description

1. The Retired Member Insignia is in the shape of the letter 'R', IAW [figure 4J-1](#).



Figure 4J-1: Retired Member Insignia (Gold and Silver/Chrome)

Retired members

2. An officer may apply in writing to the CA through DGCM-A, for approval to use their military title on separation; however, approval is not automatic. If approval is granted, an officer is entitled to use the post-nominal 'Retd' when using their military title. An officer granted a military title may, on occasions authorised by CA or their delegate, wear their uniform with the gold or silver/chrome 'R' insignia. Officers who have been granted a military title on separation may wear their uniform at military ceremonies or military entertainments. The worn uniform is to be appropriate to the rank, Corps and/or unit in which the member last served in the Army. Enquiries to wear uniform on other than military occasions is to be sought from DGPERS-A. The granted permission to wear a uniform with the 'R' insignia is to be endorsed on the members' separation order.

3. Under *Defence (Personnel) Regulations 2002*, OR's are **not** authorised to use their military title after separation and cannot be approved to use the post-nominal 'Retd' title. An OR may apply in writing to the CA through DGCM-A, for approval to wear their military uniform after separation; however, approval is not automatic. If approval is granted, an OR may on occasions authorised by CA or their delegate, wear their uniform without the 'R' insignia at military ceremonies or military entertainments. The worn uniform is to be appropriate to the rank, Corps and/or unit in which the member last served in the Army. Enquiries to wear uniform on other than military occasions is to be sought from DGPERS-A. The granted permission to wear a uniform is to be endorsed on the members' separation order.

4. Honorary COL, COLCOMDT's and Regimental COL's are to wear the gold 'R' insignia, IAW [DI \(A\) PERS 99-1-Honorary Appointments](#):

http://defweb.cbr.defence.gov.au/home/documents/DATA/ARMYPUBS/DIA/AP99_01.PDF

Wearing the badge

5. The gold 'R' insignia is worn by authorised officers of all Corps on both shoulders of uniforms. It is worn only with Service Dress, Patrol Blue White Jacket and mess dress orders of dress. Metal 'AUSTRALIA'/Corps/Regiment shoulder titles are not worn with the Retired Member Insignia. The wearing of the gold 'R' insignia is restricted to military activities and ceremonies only.

Australian badge

6. Only an Australian Army Retired Member Insignia is to be worn on Army uniforms.

Positioning the badge

7. The gold 'R' insignia is worn on the outer end of the epaulette, shoulder board or shoulder cord with the lower edge of the insignia 5 mm from the outer edge of the epaulette, board or cord and 5 mm below badges of rank, IAW figure 4J-2. The insignia is not to be worn on embroidered rank slides or with DPCU.

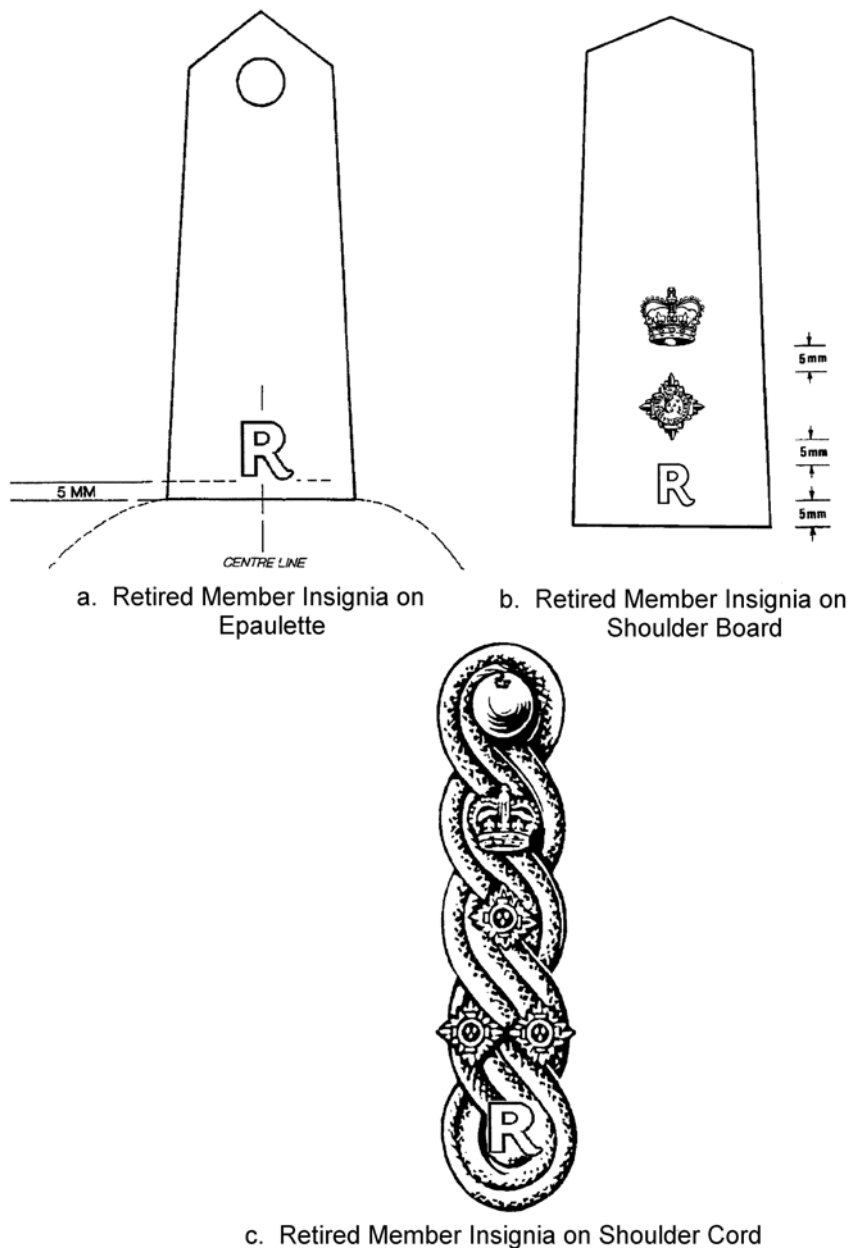


Figure 4J-2: Positioning the Retired Member Insignia

ROYAL CYPHER AND CROWN INSIGNIA

Description

1. The Royal Cypher and Crown insignia depicts the Cypher of Her Majesty, Queen Elizabeth the Second, surmounted by a crown. The insignia is produced in two sizes; small at [figure 4K-1](#) and large at [figure 4K-2](#).



Figure 4K-1: Royal Cypher and Crown Insignia (Small)



Figure 4K-2: Royal Cypher and Crown Insignia (Large)

Wearing the badge

2. The gold insignia is worn only with metal rank badges and only with Service Dress, Patrol Blue White Jacket and mess dress orders of dress.

Positioning the badge

3. The insignia is worn on the outer end of the epaulette or shoulder board with the lower edge of the insignia 5 mm from the outer edge of the epaulette or board and 5 mm below badges of rank, IAW [figure 4K-3](#). The insignia is not to be worn on embroidered rank slides or with DPCU.




Figure 4K-3: Positioning the Royal Cypher and Crown Insignia

- 4. On shoulder cords, the insignia is positioned, IAW figure 4K-4.



Figure 4K-4: Positioning the Royal Cypher and Crown Insignia on Shoulder Cords

DEFENCE COMMENDATIONS

Description

1. **Secretary/Chief of the Defence Force (CDF) Commendation Badge.** The commendation badge, at figure 4L-1 is awarded jointly by the Secretary and the CDF. It is gold and oval shape, and bears the crest of the Joint Commonwealth/Australian Defence Force (ADF) emblem.



Figure 4L-1: Secretary/CDF Commendation Badge

2. **Secretary Commendation Badge.** The commendation badge, at figure 4L-2 is awarded by the Secretary to all Defence personnel. It is gold and oval in shape, and bears the crest of the conventional Australian Coat of Arms.



Figure 4L-2: Secretary Commendation Badge

3. **CDF Commendation Badge.** The commendation badge, at figure 4L-3 is awarded by the CDF. It is gold and oval in shape, and bears the tri-Service emblem that is surrounded with a wattle wreath.



Figure 4L-3: CDF Commendation Badge

4. Defence Support Services Commendation Badges. The commendation badges, at [figure 4L-4](#) are awarded by awarding authorities located within the various support service groups and agencies to Defence personnel located within those groups. It is oval in shape and bears a stylised Australian Coat of Arms. There are three levels—level three being the highest level. Level three badges are coloured gold, level two badges are coloured silver and level one badges are coloured bronze.



Figure 4L-4: Defence Support Services Commendation Badges (Gold, Silver and Bronze)

5. Australian Defence Force (ADF) Commendation Badges. The ADF commendation badges, at [figure 4L-5](#) are awarded to Defence personnel located within the following groups:

- a. Vice Chief of the Defence Force Group.
- b. Joint Operations Command.
- c. Capability Development Group.
- d. Personnel located within the office of the Secretary and CDF, as applicable.



Figure 4L-2: ADF Commendation Badges (Gold, Silver and Bronze)

6. The badge is oval in shape and bears the ADF Emblem. The badge is produced in three colours—gold, silver and bronze.

7. **Army Commendation Badge.** The Army commendation badges, at [figure 4L-6](#) are awarded by the CA or a selected Army Two-star General officer. It is oval in shape and bears the CA insignia. The badge is produced in three colours—gold, silver and bronze. These colours indicate the level of award which is as follows:

- a. **gold**—CA;
- b. **silver/bronze**—DCA, HMSP-A, FORCOMD Australia, SOCOMD Australia and COMD 1 Div; and
- c. **bronze**—COMD 2 Div.



Figure 4L-6: Army Commendation Badges (Gold, Silver and Bronze)

Wearing the badge

8. The commendation badges in the annex are listed and depicted in the descending order of precedence. Commendation badges are worn on all general duty (polyesters), general duty Service dress and ceremonial orders of dress. Badges are **not** worn on the raincoat, overcoat, General Duty Dress (DPCU), Field Dress (DPCU) or Protective Dress. Miniature commendation badges are worn with mess dress orders of dress, IAW [annex O to chapter 5-Mess Dress](#), and may be worn on civilian coats and jackets.

Positioning the badge

9. The badge is worn centrally over the right breast pocket. The bottom of the badge is positioned 1 cm above the top of the AIRN Badge or Unit Citation. The bottom of the badge is positioned 3 mm above the upper edge of the pocket flap, if no AIRN Badge is worn. Other variation to the wearing of commendation badges is at [figure 4L-7](#) and [figure 4L-8](#).

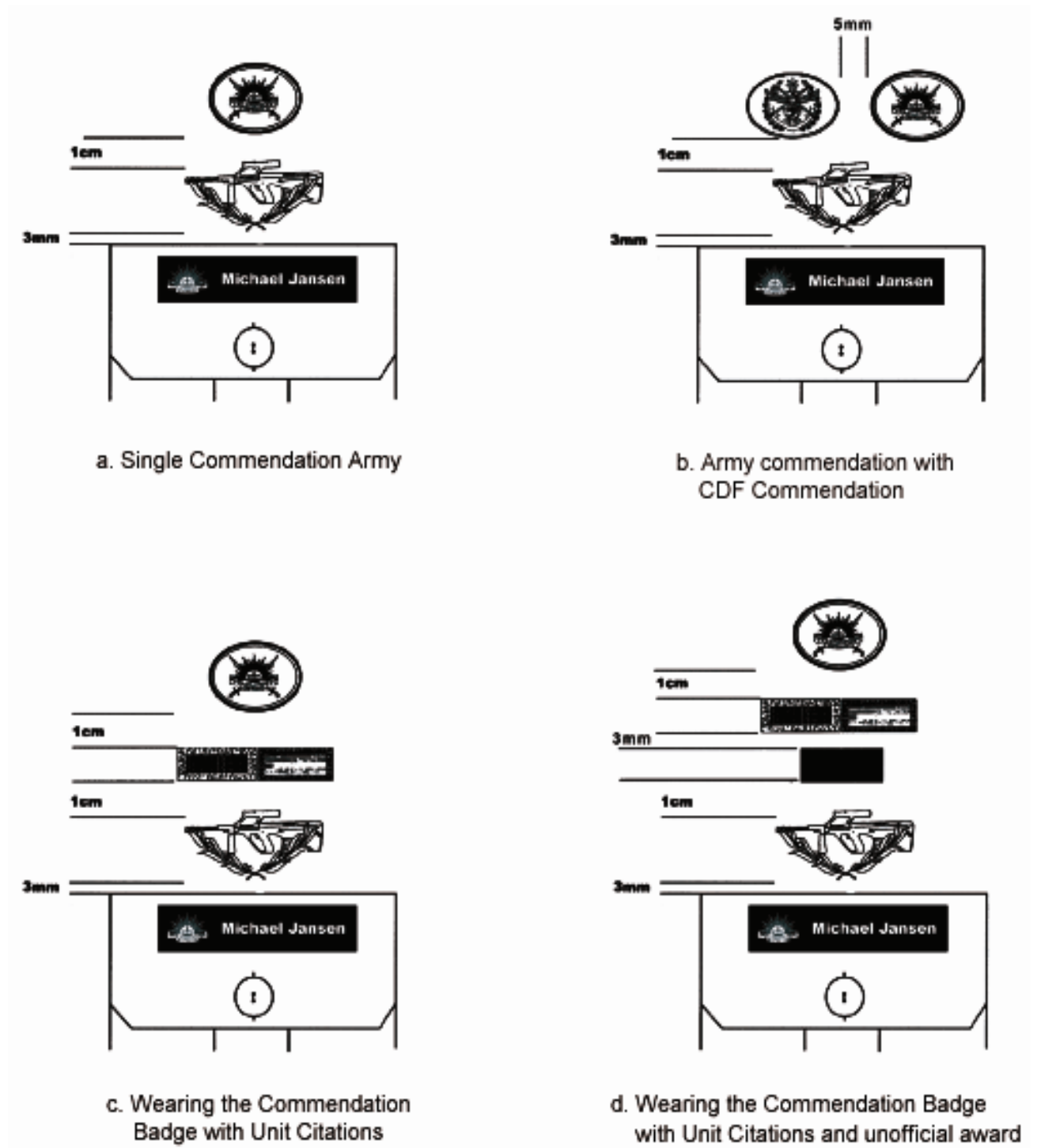


Figure 4L-7: Wearing Defence Commendation Badges

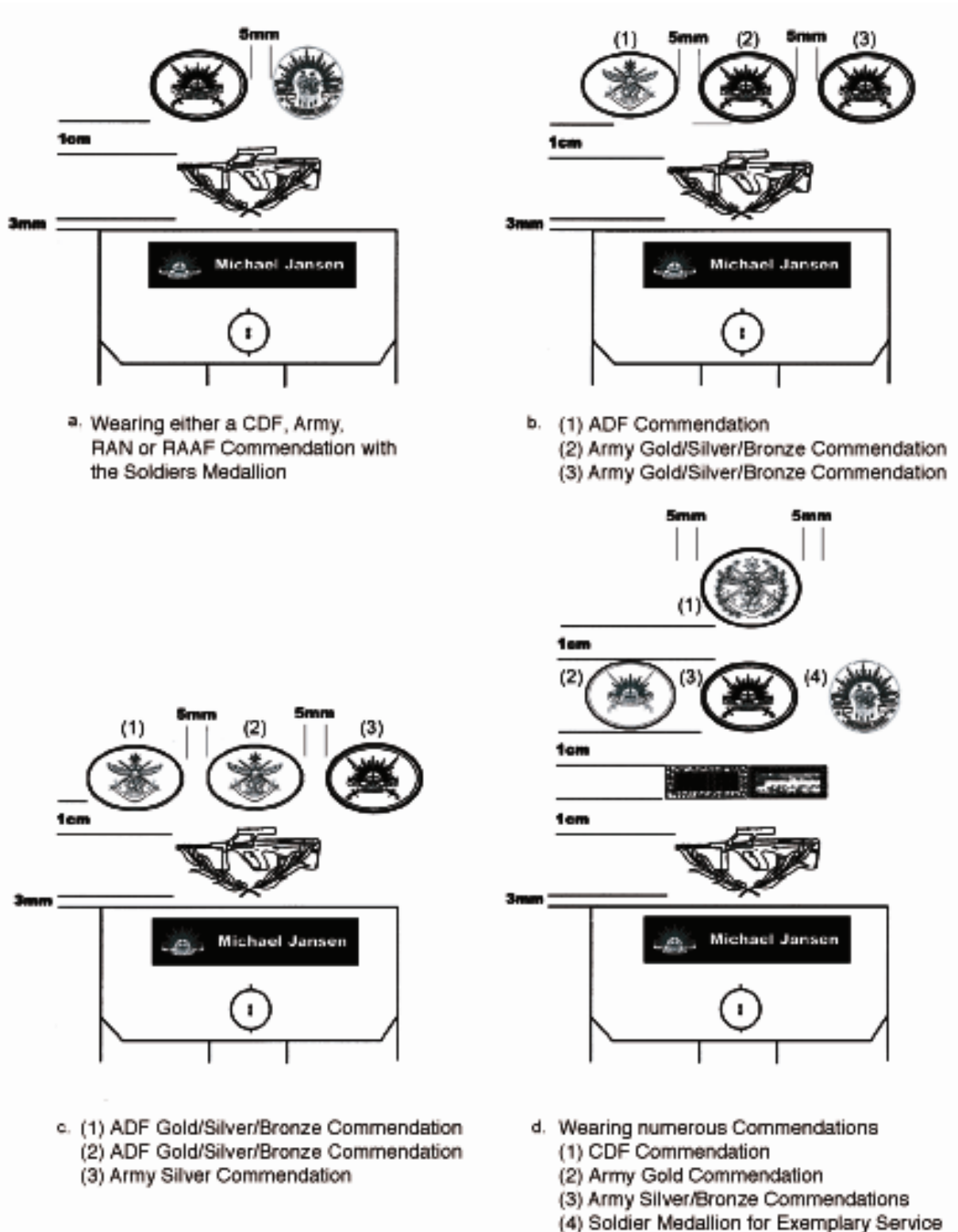


Figure 4L-8: Wearing Defence Commendation Badges

RAAF and RAN commendation badge eligibility

10. A RAAF and/or RAN commendation badge at figure 4L-9 and figure 4L-10, may be worn by Army members who are recipients of commendations from those appointees listed at Interim Policy DEFGRAM 4/2010—Defence Commendation Scheme:

http://intranet.defence.gov.au/dsg/sites/DSGroupHumanResources/docs/Defence_Commendation_Scheme-Interim_Policy_DEFGRAM_NO_4_2010.pdf



Figure 4L-9: RAN Commendation Badges (Gold, Silver and Bronze)



Figure 4L-10: RAAF Commendation Badges (Gold, Silver and Bronze)

Wearing the RAAF and/or RAN commendation badges

11. RAAF and RAN commendation badges are worn in the same manner as the Army commendation badges at [para 7 to this annex](#).

SKILL AT ARMS BADGES

General

1. The following Skill at Arms Badges are as follows:
 - a. Skill at Arms,
 - b. Sniper, and
 - c. Army Top 20.

Skill at Arms badge description

2. The Skill at Arms Badge is in the form of a pair of crossed Lee Enfield .303 rifles, IAW [figure 4M-1](#).



Figure 4M-1: Skill at Arms Badge

Eligibility for the Skill at Arms badge

3. The Skill at Arms Badge is awarded to members who achieve the appropriate marksman score during the conduct of the Applied Marksmanship Practice, IAW [Land Warfare Procedures-General \(LWP-G\) 7-4-12-5.56mm Austeyr Individual Weapon Family F88, F88C, F88SA1, F88T and 40 mm Grenade Launcher Attachment](#):

<http://intranet.defence.gov.au/armyweb/sites/Doctrine-Online/ComWeb.asp?Page=243535>

4. Personnel who qualify for the award of the Skill at Arms Badge are entitled to wear the badge from the date of the qualification for a period of two years. For the Skill at Arms Badge to be worn in perpetuity the individual must:
 - a. meet initial qualification requirements, and

- b. re-qualify not less than one year from initial qualification date and not more than two years from initial qualification date.

Wearing the Skill at Arms badge

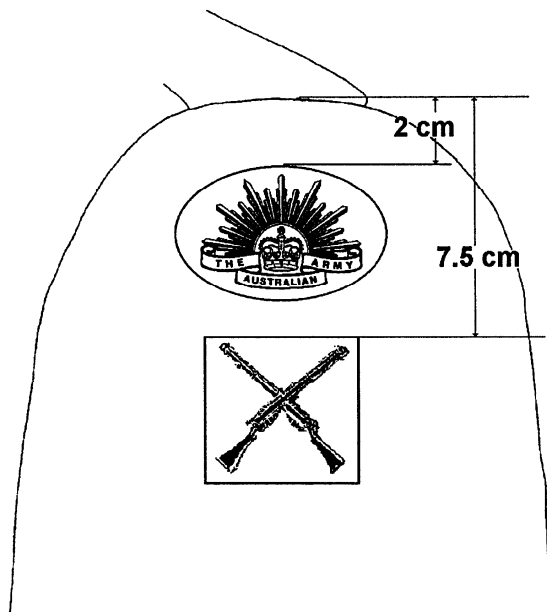
5. Embroidered badges on appropriate background are worn on Service Dress, polyester shirts, Safari Suit jacket and the Utility jacket. Only one badge is to be worn.

6. Officers, WO's and SNCO's wear the full size Skill at Arms Badge on white backing, with Mess Dress White Jacket, and black backing with all Army Mess Dress jackets, and positioned in the same manner as for the Service Dress jacket. The wearing of the Skill at Arms Badge by officers with mess dress orders of dress is optional. If worn, officers are to wear miniature bullion badges on blue backing, purchased at the members' expense. These badges are positioned, IAW [annex O to chapter 5—Mess Dress](#).

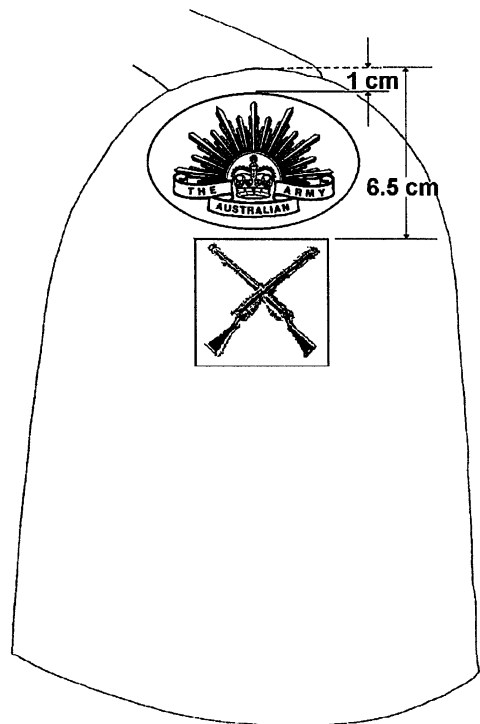
7. The badge is not worn on overcoats, raincoats, General Duty Dress (DPCU), sweater khaki lightweight, Coat khaki fleece/Combat jacket interim cold weather, field or protective orders of dress or the Garrison jacket.

Positioning the Skill at Arms badge

8. With all garments on which the badge is worn, it is positioned centrally on the upper left sleeve, IAW [figure 4M-2](#).



a. Service Dress Jacket



b. Shirt/Safari Suit Jacket

Figure 4M-2: Positioning the Skill at Arms and Sniper Badge

Sniper badge description

9. A person qualified as a sniper is eligible to wear the Skill at Arms Badge with the letter 'S' positioned centrally between the barrels of the pair of crossed Lee Enfield .303 rifles, IAW [figure 4M-3](#).



Figure 4M-3: Sniper Badge

Wearing the Sniper badge

10. The Sniper Badge is worn in the same manner as the Skill at Arms Badge, IAW [figure 4M-2](#). Only one badge is to be worn.

Positioning the Sniper badge

11. The Sniper Badge is positioned in the same manner as the Skill at Arms Badge, IAW [figure 4M-2](#).

Army Top 20 badge description

12. The Army Top 20 Badge depicts a pair of crossed Lee Enfield .303 rifles surrounded by a wreath, IAW [figure 4M-4](#).



Figure 4M-4: Army Top 20 Badge

Army Top 20 badge eligibility

13. The Army Top 20 Badge may be worn by those members who qualify as the final 20 competitors at the Champion Shot for the Army competition held annually. The badge is sponsored by the Director of Infantry.

Wearing the Army Top 20 badge

14. The Army Top 20 Badge is worn in place of the Skill at Arms Badge and in the same manner as that badge. A member qualified as a sniper who is also qualified for an Army Top 20 Badge may choose to wear either the Sniper Badge or the Army Top 20 Badge, but not both.

15. The Army Top 20 Badge is worn in perpetuity.

Positioning the Army Top 20 badge

16. The Army Top 20 Badge is positioned in the same manner as the Skill at Arms Badge, IAW [figure 4M-2](#).

Australian badge

17. Only an Australian Army Skill at Arms, Sniper or Army Top 20 badge is to be worn on Army uniforms.

SOLDIERS MEDALLION BADGE

Description

1. The SMES Badge is a miniature of the Soldiers Medallion. The badge is bronze and measures approximately 25 mm in diameter. The design is based on the two central figures of the Army Memorial with the wording 'EXEMPLARY SERVICE—AUSTRALIAN ARMY', IAW [figure 4N-1](#).



Figure 4N-1: Soldiers Medallion Badge

Eligibility

2. Soldiers of the rank of CPL and below who have given exemplary service well above that expected of soldiers in the performance of their duties and have not been recognised by another award, for that service, are eligible for the award of the SMES Badge. The badge is worn in perpetuity by entitled personnel and is also worn with commendation badges.

Wearing the badge

3. Once awarded, the SMES Badge can be worn by all ranks. It is worn displaying the obverse side, in the same manner as a Defence commendation badge, IAW [annex L to this chapter](#).

4. The SMES Badge is worn with the following orders of dress:

- a. Ceremonial Parade Dress;
- b. Ceremonial Dress;
- c. Safari Suit Jacket;
- d. General Duty Dress (polyester); and
- e. General Duty Service Dress.

5. A miniature SMES Badge is worn with the mess dress orders of dress.

6. The badge is **not** worn on the raincoat, overcoat, General Duty Dress (DPCU), Field Dress (DPCU) or Protective Dress.

TRADE QUALIFICATION BADGES

General

1. The trade qualification badges which are currently authorised are as follows:
 - a. Air Dispatcher (AD);
 - b. Ammunition Technical Officer/Technician (ATO);
 - c. Artificer;
 - d. Conductor (RAAOC);
 - e. Drummer;
 - f. Explosive Detection Dog (EDD);
 - g. Explosive Ordnance Disposal (EOD);
 - h. Emergency Response;
 - i. Musician;
 - j. Operator Petroleum (OP PET);
 - k. Parachute Rigger;
 - l. Piper; and
 - m. Physical Training Instructor (PTI).

Description

2. The description of each individual Trade qualification badge is at the respective [appendixes to this annex](#).

Wearing the badge

3. Trade qualification badges are worn by qualified personnel with ceremonial, general duty (polyesters), Safari Suit jacket, general duty Service dress, general duty (DPCU) and mess dress orders of dress. Only one trade badge is to be worn at any time on the right sleeve, irrespective of the number to which a member may be entitled. The badge to be worn is that of the trade to which a member is currently posted. If a member is not in a trade appointment, a choice may be made of any one badge to which the member is entitled.
4. Only one patch is to be worn on the right sleeve. Trade patches are not to be sewn on to the sleeve of the DPCU shirt.
5. The wearing of trade badges by officers with all Mess Dress jackets is optional. If worn, officers are to wear miniature bullion or full size metallic badges on blue/black backing, according to the type of jacket, purchased at the members' expense. These badges are positioned, IAW [annex O to chapter 5—Mess Dress](#).

Australian badge

6. Only an Australian Army trade qualification badge is to be worn on Army uniforms.

Positioning the badge

7. All trade qualification badges are positioned centrally at the top of the right sleeve. On shirts the top centre of the badge backing is positioned 1 cm below the shoulder seam of garments. On

jackets the top centre of the badge backing is positioned 2 cm below the shoulder seam, IAW figure 40-1.

8. WO's and SNCO's are to wear full size trade badges with mess dress orders of dress. The badge is positioned on the jacket in the same manner as the Service Dress jacket. All personnel are to wear the full size badge on the khaki polyester shirt.

9. Trade badges are not worn on the Garrison jacket, sweater khaki lightweight, raincoats, overcoats or Protective Dress.

10. Coloured ATO, Emergency Response, OP PET and EOD badges may be worn on the right side velcro patch of the DPCU shirt. They are worn with all orders of dress by qualified personnel rostered for duty and/or serving at an EOD control centre. When more than one patch is identified to be worn, i.e. USP/OSP and Trade qualification patch, the CO of the unit is to establish unit policy on which patch is to be worn in place of the USP.

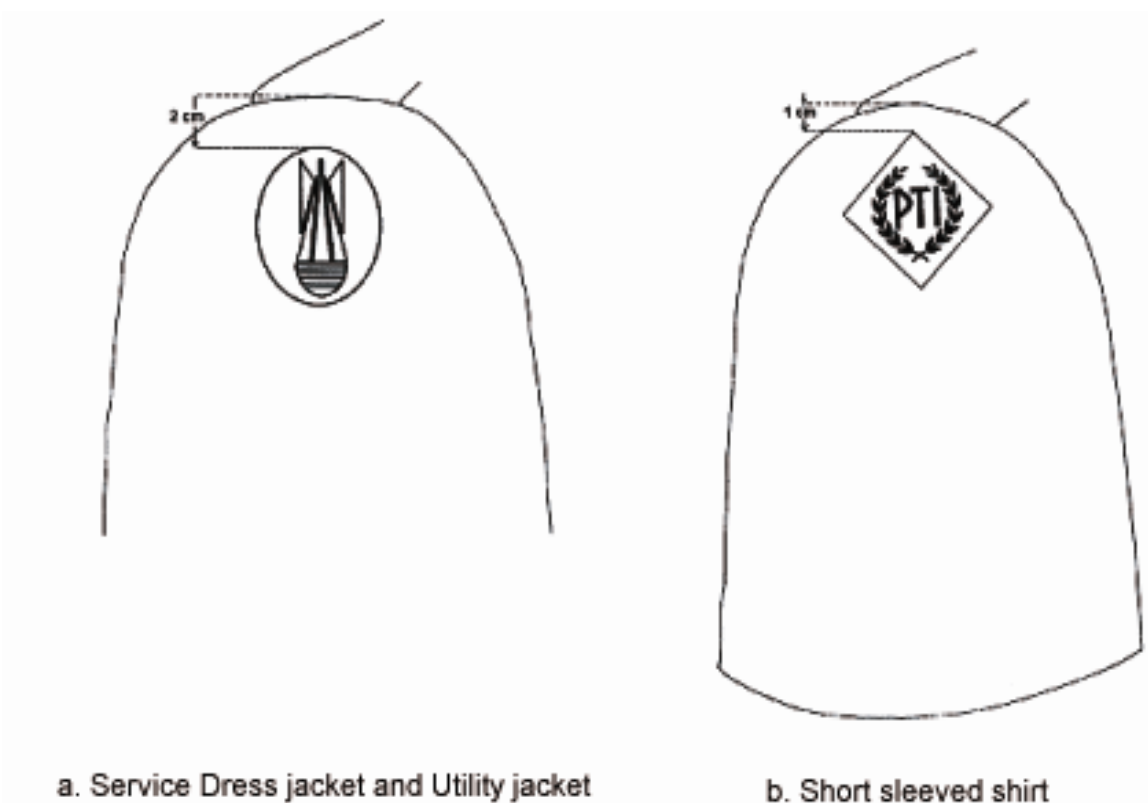


Figure 40-1: Positioning the Trade Badges

Appendixes:

1. Air Dispatcher (AD)
2. Ammunition Technical Officer/Technician (ATO)
3. Artificer
4. Conductor (RAAOC)
5. Drummer
6. Explosive Detection Dog (EDD)
7. Explosive Ordnance Disposal (EOD)
8. Emergency Response
9. Musician
10. Operator Petroleum (OP PET)
11. Parachute Rigger
12. Piper
13. Physical Training Instructor (PTI)

AIR DISPATCHER

Description

1. The AD Badge depicts elevated and spread wings, with a circlet bearing the letters 'RACT' surrounding the initials 'AD' and surmounted by a crown, IAW [figure 4O1-1](#).



Figure 4O1-1: AD Badge

Eligibility

2. The badge is to be worn by a member who has qualified as an AD RACT and has completed the required number of sorties, IAW RACT policy.

Wearing the badge

3. The item of dress and the type of badge to be worn with the particular garment is at [table 4O1-1](#). The badge is not worn on any item that is not listed in [table 4O1-1](#).

| Serial | Dress | Badge | Remarks |
|--------|--|--|---|
| 1 | Service Dress | Embroidered in colour on a khaki background | |
| 2 | Shirt Khaki Polyester | As for Serial 1 | |
| 3 | Safari Suit Jacket | As for Serial 1 | Officers only |
| 4 | Utility Jacket | As for Serial 1 | |
| 5 | Mess Dress | Embroidered bullion badge in miniature size in gold and silver on blue/black backing for officers only | Badge optional for officers, IAW para 5 to this annex |
| 6 | Mess Dress Army, Senior Ranks Mess Dress and | Full size embroidered badge on black/white background | |

| | | | |
|---|----------------------------|---|--|
| | Mess Dress White Jacket | | |
| 7 | Patrol Blue White Jacket | Embroidered in colour on blue/white background | |

Table 401-1: Wearing the AD Badge

AMMUNITION TECHNICAL OFFICER/AMMUNITION TECHNICIAN

Description

1. The ATO/AT Badge depicts a flaming bomb surmounted on a demi wreath of wattle, IAW [figure 402-1](#).



Figure 402-1: ATO/AT Badge (DPCU and Khaki Background)

Eligibility

2. The badge is to be worn by a member who has qualified as an ATO/AT, IAW RAAOC policy.

Wearing the badge

3. The item of dress and the type of badge to be worn with the particular garment is at [table 402-1](#). The badge is not worn on any item that is not listed in [table 402-1](#).

402-2

| Serial | Dress | Badge | Remarks |
|--------|---|--|---|
| 1 | Service Dress | Embroidered in colour on khaki background | |
| 2 | Shirt Khaki Polyester | As for Serial 1 | |
| 3 | Safari Suit Jacket | As for Serial 1 | Officers only |
| 4 | Utility Jacket | As for Serial 1 | |
| 5 | Mess Dress | Embroidered bullion badge in miniature size in gold and silver on blue/black backing for officers only | Badge optional for officers, IAW para 5 to this annex |
| 6 | Mess Dress Army, Senior Rank Mess Dress and Mess Dress White Jacket | Full size embroidered badge on black/white background | |
| 7 | Patrol Blue White Jacket | Embroidered in colour on blue/white background | |
| 8 | DPCU | Embroidered in colour on DPCU background | On a velcro patch or DPCU brassard |

Table 402-1: Wearing the ATO/AT Badge

ARTICIFER

Description

1. The Artificer Badge depicts crossed hammer and pincers, IAW [figure 4O3–1](#).



Figure 4O3–1: Artificer Badge

Eligibility

2. The badge is to be worn by a member who has qualified as an artificer, IAW RAEME policy.

Wearing the badge

3. The item of dress and the type of badge to be worn with the particular garment is at [table 4O3–1](#). The badge is not worn on any item that is not listed in [table 4O3–1](#).

| Serial | Dress | Badge | Remarks |
|--------|--|---|---|
| 1 | Service Dress | Embroidered in gold on a khaki background | |
| 2 | Shirt Khaki Polyester | As for Serial 1 | |
| 3 | Safari Suit Jacket | As for Serial 1 | Officers only |
| 4 | Utility Jacket | As for Serial 1 | |
| 5 | Mess Dress | Embroidered bullion badge in miniature size in gold on blue/black backing for officers only | Badge optional for officers, IAW para 5 to this annex |
| 6 | Mess Dress, Senior Ranks Mess Dress and Mess Dress | Full size embroidered badge on black/white background | |

403-2

| | | | |
|---|--------------------------|--|--|
| | White Jacket | | |
| 7 | Patrol Blue White Jacket | Embroidered in gold on blue/white background | |

Table 403-1: Wearing the Artificer Badge

CONDUCTOR (RAAOC) BADGE

Description

1. The Conductor (RAAOC) is the approved recognition of trade mastery within selected employment categories among RAAOC WO1's. The Conductor (RAAOC) badge depicts the Federation Star above the RAAOC Shield atop a boomerang, IAW [figure 404-1](#).



Figure 404-1: Conductor (RAAOC) Badge

Eligibility

2. The badge is to be worn by RAAOC WO1's or if necessary a selected RAAOC WO2's who have been appointed as a Conductor by HOC RAAOC. Each of the following RAAOC trades are entitled to have one Conductor:

- a. ECN 074—Clerk Administrative;
- b. ECN 269—Operator Petroleum;
- c. ECN 296—Operator Unit Supply;
- d. ECN 298—Operator Supply Chain;
- e. ECN 296/298—Operator Supply (Aviation Specialist);

404-2

- f. ECN 345–Rigger Parachute; and
- g. ECN 401–Technician Ammunition.

Wearing the badge

3. The badge is to be worn at the top of the sleeve of the shirt right sleeve, IAW other trade badges. The Conductors badge takes precedence over all other trade qualification badges and is to be worn in preference to any other trade qualification badge. The badge is not to be worn when the individual no longer holds the appointment as Conductor.

4. The item of dress and the type of badge to be worn with the particular garment is at [table 404-1](#). The badge is not worn on any item that is not listed in [table 404-1](#).

| Serial | Dress | Badge | Remarks |
|--------|--|---|---------------|
| 1 | Service Dress | Embroidered in colour on a khaki background | |
| 2 | Shirt Khaki Polyester | As for Serial 1 | |
| 3 | Safari Suit Jacket | As for Serial 1 | Officers only |
| 4 | Utility Jacket | As for Serial 1 | |
| 5 | Mess Dress | Embroidered in colour on blue/black background | |
| 6 | Mess Dress Army, Senior Ranks Mess Dress and Mess Dress White Jacket | Full size embroidered badge on black/white background | |
| 7 | Patrol Blue White Jacket | Embroidered in colour on blue/white background | |

Table 404-1: Wearing the Conductor RAAOC Badge

DRUMMER

Description

1. The Drummer Badge depicts a rope tensioned drum, IAW [figure 405–1](#).



Figure 405–1: Drummer Badge

Eligibility

2. The badge is to be worn by a member who has qualified as a Corps drummer, IAW AABC policy.

Wearing the badge

3. The item of dress and the type of badge to be worn with the particular garment is at [table 405–1](#). The badge is not worn on any item that is not listed in [table 405–1](#).

| Serial | Dress | Badge | Remarks |
|--------|-----------------------|---|---|
| 1 | Service Dress | Embroidered in colour on khaki background | |
| 2 | Shirt Khaki Polyester | As for Serial 1 | |
| 3 | Safari Suit Jacket | As for Serial 1 | Officers only |
| 4 | Utility Jacket | As for Serial 1 | |
| 5 | Mess Dress | Embroidered bullion badge in miniature size in gold and silver on | Badge optional for officers, IAW para 5 to this annex |

| | | | |
|---|--|--|--|
| | | blue/black backing for officers only | |
| 6 | Mess Dress Army, Senior Ranks Mess Dress and Mess Dress White Jacket | Full size embroidered badge on black/white background | |
| 7 | Patrol Blue White Jacket | Embroidered in colour on blue/white background | |
| 8 | Band Ceremonial Dress | Embroidered on scarlet/blue/white or green background | |

Table 405-1: Wearing the Drummer Badge

EXPLOSIVE DETECTION DOG

Description

1. The EDD Badge depicts a right profile of the German Shepherd breed of dog with the letters 'RAE' below, on a DPCU background, IAW [figure 406-1](#).



Figure 406-1: EDD Badge

Eligibility

2. The badge is to be worn by a member of the RAE who has qualified in EDD handling, IAW RAE policy and is currently posted to an authorised established position as an EDD Handler or Trainer, when directed by commanders or CO's whilst in barracks or on operations, both within and outside of Australia.

Wearing the badge

3. The item of dress and the type of badge to be worn with the particular garment is at [table 406-1](#). The badge is not worn on any item that is not listed in [table 406-1](#).
4. The badge is to be worn on the velcro patch on the right sleeve of the DPCU shirt or on a DPCU brassard on the right sleeve of the Protective Dress shirt. The EDD Badge may be worn in place of the USP, but only at the discretion of the commander or CO.

| Serial | Dress | Badge | Remarks |
|--------|---------------------------|---|------------------------------------|
| 1 | DPCU and Protective Dress | Embroidered in black on DPCU background, 75mm x 55 mm | On a velcro patch or DPCU brassard |

Table 406-1: Wearing the EDD Badge

EXPLOSIVE ORDNANCE DISPOSAL

Description

1. The EOD Badge depicts a bomb on a scarlet oval background, IAW [figure 407-1](#).



Figure 407-1: EOD Badge

Eligibility

2. The badge is to be worn by a member of the RAE who has qualified as an EOD, IAW RAE policy.

Wearing the badge

3. The item of dress and the type of badge to be worn with the particular garment is at [table 407-1](#). The badge is not worn on any item that is not listed in [table 407-1](#).

| Serial | Dress | Badge | Remarks |
|--------|-----------------------|---|---------------|
| 1 | Service Dress | Embroidered in colour on scarlet background | |
| 2 | Shirt Khaki Polyester | As for Serial 1 | |
| 3 | Safari Suit Jacket | As for Serial 1 | Officers only |

| | | | |
|---|--|--|---|
| 4 | Utility Jacket | As for Serial 1 | |
| 5 | Mess Dress | Embroidered bullion badge in miniature size in gold and silver on blue/black backing for officers only | Badge optional for officers, IAW para 5 to this annex |
| 6 | Mess Dress Army, Senior Ranks Mess Dress and Mess Dress White Jacket | Full size embroidered badge on black/white background | |
| 7 | Patrol Blue White Jacket | Embroidered in colour on blue/white background | |
| 8 | Protective Dress and DPCU | Embroidered in colour on scarlet/DPCU background | On a velcro patch or DPCU brassard |

Table 407-1: Wearing the EOD Badge

EMERGENCY RESPONSE

Description

1. The Emergency Response Badge depicts the RAE flaming grenade, surmounted on a coiled rope. The inner badge is surrounded by a laurel wreath resting upon a scroll, depicting the words 'EMERGENCY RESPONSE', IAW [figure 408-1](#).



Figure 408-1: Emergency Response Badge

Eligibility

2. The badge is worn by a member who has qualified as an Emergency Responder.

Wearing the badge

3. The item of dress and the type of badge to be worn with the particular garment is at [table 408-1](#). The badge is not worn on any item that is not listed in [table 408-1](#).

| Serial | Dress | Badge | Remarks |
|--------|-----------------------|---|---------------|
| 1 | Service Dress | Embroidered in colour on khaki background | |
| 2 | Shirt Khaki Polyester | As for Serial 1 | |
| 3 | Safari Suit Jacket | As for Serial 1 | Officers only |
| 4 | Utility Jacket | As for Serial 1 | |

408-2

| | | | |
|---|--|---|--|
| 5 | Mess Dress | Embroidered in colour on blue/black background | |
| 6 | Mess Dress Army, Senior Ranks Mess Dress and Mess Dress White Jacket | Embroidered in colour on black/white background | |
| 7 | Patrol Blue White Jacket | Embroidered in colour on blue/white background | |

Table 408-1: Wearing the Emergency Response Badge

MUSICIAN

Description

1. The Musician Badge depicts a Lyre on oak leaves surmounted by a crown, IAW [figure 409-1](#).



Figure 409-1: Musician Badge

Eligibility

2. The badge is to be worn by a member who has qualified as a Musician ECN 240-2, IAW AABC policy.

Wearing the badge

3. The item of dress and the type of badge to be worn with the particular garment is at [table 409-1](#). The badge is not worn on any item that is not listed in [table 409-1](#).

| Serial | Dress | Badge | Remarks |
|--------|-----------------------|---|---|
| 1 | Service Dress | Embroidered in colour on khaki background | |
| 2 | Shirt Khaki Polyester | As for Serial 1 | |
| 3 | Safari Suit Jacket | As for Serial 1 | Officers only |
| 4 | Utility Jacket | As for Serial 1 | |
| 5 | Mess Dress | Embroidered bullion badge in miniature size in gold and silver on | Badge optional for officers, IAW para 5 to this annex |

409-2

| | | | |
|---|--|---|--|
| | | blue/black backing for officers only | |
| 6 | Mess Dress Army, Senior Ranks Mess Dress and Mess Dress White Jacket | Full size embroidered badge on black/white background | |
| 7 | Mess Dress and Mess Dress White Jacket | Full size embroidered badge on black/white background | |
| 8 | Band Ceremonial Dress | Embroidered in colour on scarlet/blue/white background | |
| 9 | Patrol Blue White Jacket | Embroidered in colour on blue/white background | |

Table 409-1: Wearing the Musician Badge

OPERATOR PETROLEUM

Description

1. The OP PET Badge depicts an Archaeopteryx (Latin for Ancient Bird), IAW [figure 4O10-1](#) and [figure 4O10-2](#).



Figure 4O10-1: PET OP Badge DPCU Background



Figure 4O10-2: PET OP Badge Khaki Background

Eligibility

2. The badge is to be worn by a RAAOC Officer on completion of the British Officers Petroleum Course or US Petroleum Officers course and members who have qualified as OP PET ECN 269, Handler Petroleum ECN 282 Mod 1 and 2 Course, ECN 282-2 and 269-1, IAW RAAOC policy.

4010–2

Wearing the badge

3. The item of dress and the type of badge to be worn with the particular garment is at [table 4010–1](#). The badge is not worn on any item that is not listed in [table 4010–1](#).

| Serial | Dress | Badge | Remarks |
|--------|--|--|---|
| 1 | Service Dress | Embroidered in colour on khaki background | |
| 2 | Shirt Khaki Polyester | As for Serial 1 | |
| 3 | Safari Suit Jacket | As for Serial 1 | Officers only |
| 4 | Utility Jacket | As for Serial 1 | |
| 5 | Mess Dress | Embroidered bullion badge in miniature size in gold and silver on blue/black backing for officers only | Badge optional for officers, IAW para 5 to this annex |
| 6 | Mess Dress Army, Senior Ranks Mess Dress and Mess Dress White Jacket | Full size embroidered badge on black/white background | |
| 7 | Patrol Blue White Jacket | Embroidered in colour on blue/white background | |

Table 4010–1: Wearing the OP PET Badge

PARACHUTE RIGGER

Description

1. The Parachute Rigger Badge depicts a parachute surmounted by a boomerang with the word 'RIGGER' and contained in a wattle wreath, IAW [figure 4O11-1](#).



Figure 4O11-1: Parachute Rigger Badge

Eligibility

2. The badge is to be worn by a member who has qualified as a parachute rigger, IAW RAAOC policy.

Wearing the badge

3. The item of dress and the type of badge to be worn with the particular garment is at [table 4O11-1](#). The badge is not worn on any item that is not listed in [table 4O11-1](#).

| Serial | Dress | Badge | Remarks |
|--------|-----------------------|--|---|
| 1 | Service Dress | Embroidered in colour on khaki background | |
| 2 | Shirt Khaki Polyester | As for Serial 1 | |
| 3 | Safari Suit Jacket | As for Serial 1 | Officers only |
| 4 | Utility Jacket | As for Serial 1 | |
| 5 | Mess Dress | Embroidered bullion badge in miniature size in gold and silver on blue/black backing for officers only | Badge optional for officers, IAW para 5 to this annex |

4011-2

| | | | |
|---|--|--|--|
| 6 | Mess Dress Army, Senior Ranks Mess Dress and Mess Dress White Jacket | Full size embroidered badge on black/white background | |
| 7 | Patrol Blue White Jacket | Embroidered in colour on blue/white background | |

Table 4011-1: Wearing the Parachute Rigger Badge

PIPER

Description

1. The Piper Badge depicts a set of pipes, IAW [figure 4O12-1](#).



Figure 4O12-1: Piper Badge

Eligibility

2. The badge is to be worn by a member who has qualified as a piper, IAW AABC policy.

Wearing the badge

3. The item of dress and the type of badge to be worn with the particular garment is at [table 4O12-1](#). The badge is not worn on any item that is not listed in [table 4O12-1](#).

| Serial | Dress | Badge | Remarks |
|--------|-----------------------|---|---------------|
| 1 | Service Dress | Embroidered in colour on khaki background | |
| 2 | Shirt Khaki Polyester | As for Serial 1 | |
| 3 | Safari Suit Jacket | As for Serial 1 | Officers only |
| 4 | Utility Jacket | As for Serial 1 | |

4012-2

| | | | |
|---|--|--|---|
| 5 | Mess Dress | Embroidered bullion badge in miniature size in gold and silver on blue/black backing for officers only | Badge optional for officers, IAW para 5 to this annex |
| 6 | Mess Dress Army, Senior Ranks Mess Dress and Mess Dress White Jacket | Full size embroidered badge on black/white background | |
| 7 | Patrol Blue White Jacket | Embroidered in colour on blue/white background | |
| 8 | Band Ceremonial Dress | Embroidered in colour on scarlet/white/green background | |

Table 4012-1: Wearing the Piper Badge

PHYSICAL TRAINING INSTRUCTOR

Description

1. The PTI Badge depicts the letters 'PTI' surrounded by a wreath, IAW [figure 4O13-1](#).



Figure 4O13-1: PTI Badge

Eligibility

2. The badge may be worn by a member who has qualified as a PTI, IAW RAAMC policy.

Wearing the badge

3. The item of dress and the type of badge to be worn with the particular garment is at [table 4O13-1](#). The badge is not worn on any item that is not listed in [table 4O13-1](#).

| Serial | Dress | Badge | Remarks |
|--------|-----------------------|--|---|
| 1 | Service Dress | Embroidered in colour on khaki background | |
| 2 | Shirt Khaki Polyester | As for Serial 1 | |
| 3 | Safari Suit Jacket | As for Serial 1 | Officers only |
| 4 | Utility Jacket | As for Serial 1 | |
| 5 | Mess Dress | Embroidered bullion badge in miniature size in gold and silver on blue/black backing for officers only | Badge optional for officers, IAW para 5 to this annex |

4013-2

| | | | |
|---|--|---|--|
| 6 | Mess Dress Army, Senior Ranks Mess Dress and Mess Dress White Jacket | Full size embroidered badge on black/white background | |
| 7 | Patrol Blue White Jacket | Embroidered in colour on blue/white background | |
| 8 | Physical Training Dress | Embroidered in colour on white background | |

Table 4013-1: Wearing the PTI Badge

UNIT CITATIONS

Wearing the award

1. Emblems of Unit Citation and awards are worn with ceremonial and general duty orders of dress and Safari Suit jacket on which medals or medal ribbons are worn. Miniatures embellishments are worn with mess dress orders of dress.
2. Personnel posted to the unit for the period the citation was awarded may wear the emblem with civilian jacket or coat when wearing orders, decorations and medals.
3. The embellishment is not worn on DPCU, sweaters, Garrison jacket, Coat fleece/Combat jacket interim cold weather, raincoat, overcoat or any form of Protective Dress.
4. Emblems of Unit Citations and awards denoting multiple awards are to conform to the custom of the donor country. Emblems awarded by the US Government will have affixed centrally upon the ribbon, a bronze oak leaf cluster device(s) signifying 'multiple award', either being 'multiple perpetuity' award or a combination of 'perpetuity' and 'posted to additional eligible unit' award. There is no device to represent multiple awards of Australian citations.

Precedence of the award

5. Although unit citations are not mentioned in the official order of wearing of honours and awards, the Unit Citation for Gallantry (UCG) is to take precedence over the Meritorious Unit Citation (MUC), irrespective of whether or not a Federation Star is worn on the MUC. Both Australian citations take precedence over foreign nation unit citations. Foreign awards are worn after Australian awards and are worn in the order of the date awarded except that if two or more awards by one nation are worn, awards are placed in the order of precedence determined by that nation. Existing awards are at [figure 4P-1](#), in correct precedence as viewed facing the wearer.




Figure 4P-1: Emblems of Awards in Order of Precedence

4P-2

6. The emblems at [figure 4P-1](#) are:
- a. UCG (Australia), with Federation Star to indicate the wearer was present at the action;
 - b. MUC (Australia); with Federation Star to indicate the wearer was present at the action,
 - c. US Presidential Unit Citation;
 - d. US Meritorious Unit Commendation (Army); and
 - e. Vietnamese Cross of Gallantry with Palm.

Positioning the award

7. Emblems of Unit Citations and awards are worn on the right breast, 1 cm above the AIRN Badge, IAW [figure 4P-2](#).
8. A maximum of four emblems can be worn and are only to be worn in a single row.
9. Where a member is entitled to wear an emblem of a Unit Citation or award and a medal of an unofficial award, the ribbon of the unofficial award is to be worn 1 cm above the AIRN Badge with the unit award on a separate row 3 mm above the top of the medal ribbon of the unofficial award, IAW [figure 4P-3](#).

Multiple citations

10. Personnel awarded the US Meritorious Unit Commendation (Army) for service with both the Australian Army Training Team Vietnam and 1 RAR Group wear an oak leaf cluster on their citation. The cluster is also worn on the US Presidential Unit Citation by entitled personnel who served with 3 RAR, D Coy, 6 RAR and 105 Bty, RAA.
11. The cluster is worn horizontally in the centre of the award, with the larger part of the cluster facing to the right.

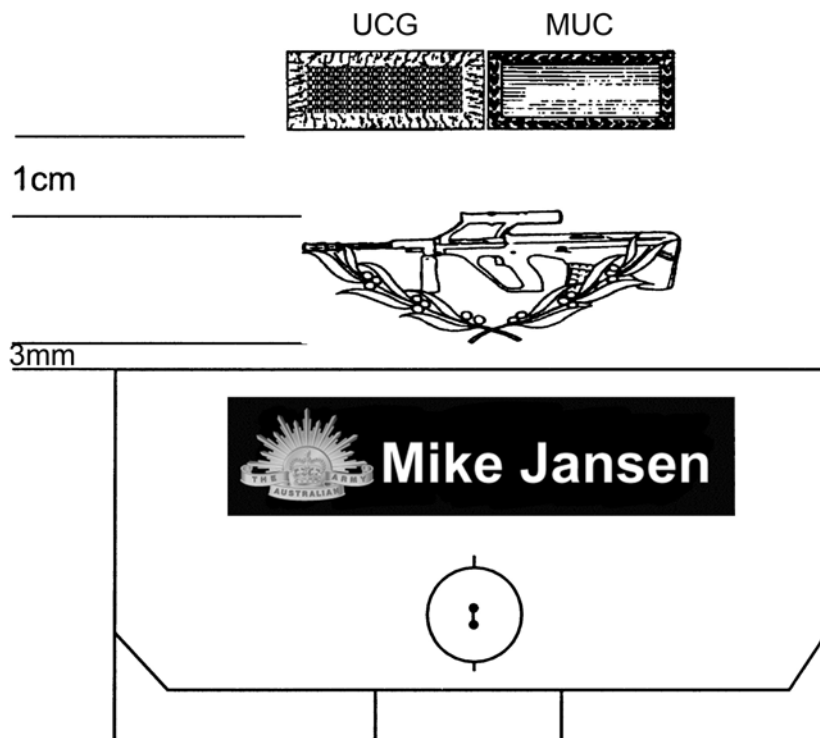


Figure 4P-2: Positioning the Unit Citation Emblem(s)

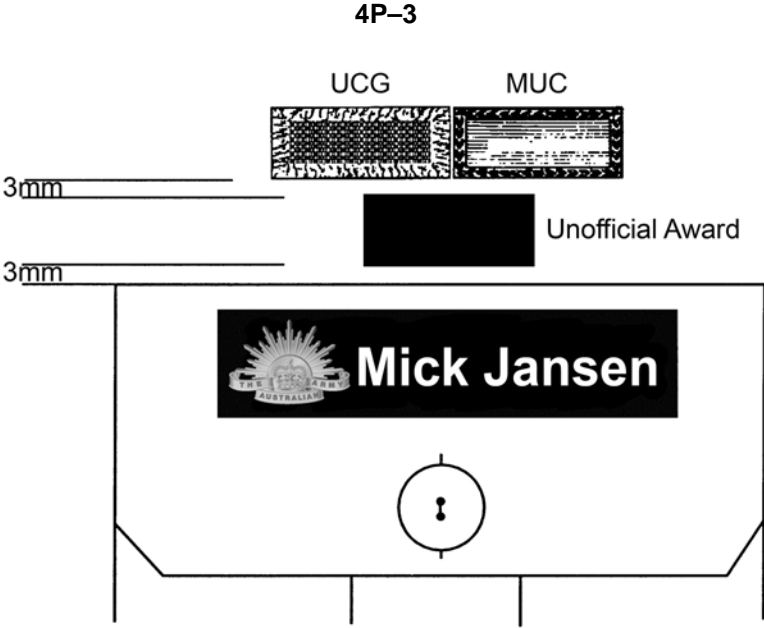


Figure 4P-3: Unit Citation Emblems with an Unofficial Award

12. Miniature emblems are worn on the right lapel of mess dress orders of dress, IAW [annex O to chapter 5—Mess Dress](#).