

TABLE OF CONTENTS

Roster

2-3 Roster

Coaching Staff

4-7 Head Coach Will Muschamp
 8 D.J. Durkin (Defensive Coordinator/LB)
 9 Coleman Hutzler (Special Teams Coordinator)
 10 Brad Lawing (Assistant Head Coach/DL)
 11 Chris Leak (WR)
 12 Derek Lewis (TE)
 13 Travaris Robinson (DB)
 14 Kurt Roper (Offensive Coordinator/QB)
 15 Mike Summers (OL)
 16 Brian White (RB)
 17 Jeff Dillman (Director of Strength & Conditioning)
 17 Support Staff

2014 Florida Gators

18-45 Returning Player Bios
 46 2014 Signing Class
 46-48 Newcomer Bios

2013 Season Review

49-58 Season Stats
 59-65 Game-by-Game Review

Championship History

66-68 National Championships
 69-73 SEC Championships
 74 Ring of Honor
 75 Heisman Trophy Winners

Honors

76-86 All-American Tradition
 87-90 All-SEC Tradition
 91-93 National Honors
 94 Team Honors

Gators in the NFL

95-96 All-Time NFL Gators
 97 Gators in the Super Bowl, Pro Bowl
 98 First-Round NFL Draft Picks
 99-106 NFL Draft History

QUICK FACTS

Location	Gainesville, Fla.
Enrollment	49,042
Founded	1853
Conference	Southeastern Conference
Colors	Orange (PMS 172) & Blue (PMS 287)
Nickname	Gators
President	Dr. J. Bernard Machen
Athletics Director	Jeremy Foley
Stadium (Capacity)	Ben Hill Griffin Stadium (88,548)
First Year of Football	1906
Overall Football Record	684-395-40 (107 years)
National Championships	3 ('96, '06, '08)
SEC Championships	8 ('91, '93, '94, '95, '96, '00, '06, '08)
Bowl Games	40 (20-20 record)
Head Coach	Will Muschamp, 3rd year
Career Record	22-16
2013 Record	4-8
2013 SEC Record	3-5 (5th in SEC East)

All-Time Results

107-114 Year-by-Year Scores
 115-116 Year-by-Year Records
 117 All-Time vs. Opponents
 118-120 Series History vs. SEC, FSU, Miami
 121-122 Ben Hill Griffin Stadium at Florida Field
 123-127 Miscellaneous History
 128-138 Bowl Game History

Record Book

139-140 Year-by-Year Stats
 141-144 Yearly Leaders
 145 Bowl Records
 146-148 Rushing
 149-150 Passing
 151-153 Receiving
 153-154 Total Offense
 155 Kicking
 156 Returns, Scoring
 157 Punting, Return Touchdowns
 158-159 Defense
 160 National and SEC Record Holders
 161-164 Game Superlatives
 165 UF Stat Champions
 166 Team Records
 167 Season Bests
 168-170 Miscellaneous Charts
 171-175 Assistant Coach History

Letterwinners

176-183 All-Time Letterwinners

Florida Athletics

184 Dr. J. Bernard Machen, UF President
 185 Jeremy Foley, Athletics Director
 186 Overall Athletic Success
 187 The Gator Nation
 188 Community Involvement
 189 Two-Sport Athletes/Walk-Ons
 190 Compliance Information, Gator Sports Network
 191-192 Media Information
 193 2014 Opponents
 194-195 SEC Football Schedule
 196 Index

COMMUNICATIONS STAFF

Dan Apple	Assistant Director (Football)
Kathy Cafazzo	Associate Director
Norm Carlson	Assistant A.D./Historian
Scott Carter	Senior Writer
Tim Casey	Staff Photographer
Bruce Floyd	Social Media Manager
Chris Harry	Senior Writer
John Hines	Associate Director
Mary Howard	Senior Associate A.D., Comm.
Rachel Labosky	Intern
Steve McClain	Senior Associate A.D., Comm. (Football)
Kyle Oland	Intern
William Pantages	Intern
Denver Parler	Assistant Director
Kelly Reynolds	Assistant Director
Ryan Schmitz	Assistant Director (Football)
Jennifer Wagner	Coordinator
Dawn Zinsmaster	Executive Assistant

2014 SCHEDULE

August

30 IDAHO Gainesville, Fla.

September

6 EASTERN MICHIGAN Gainesville, Fla.

13 KENTUCKY* Gainesville, Fla.

20 at Alabama* Tuscaloosa, Ala.

27 Bye

October

4 at Tennessee* Knoxville, Tenn.

11 LSU* Gainesville, Fla.

18 MISSOURI* (Homecoming) Gainesville, Fla.

25 Bye

November

1 vs. Georgia* Jacksonville, Fla.

8 at Vanderbilt* Nashville, Tenn.

15 SOUTH CAROLINA* Gainesville, Fla.

22 EASTERN KENTUCKY Gainesville, Fla.

29 at Florida State Tallahassee, Fla.

December

7 SEC Championship Atlanta, Ga.

*Southeastern Conference Game

CREDITS

The official 2014 University of Florida Football Media Guide has been published by the University Athletic Association, Inc. The guide has been produced by the UAA Communications Office. It is not for public sale or recruiting and is intended for media use only.

Managing Director	Dan Apple
Assistant Editors	Norm Carlson, John Hines, Steve McClain, Jennifer Wagner, Dawn Zinsmaster
Cover Design	Kelly Streeter
Printing	Herff Jones, Inc. (Newberry, Fla.)
Photography	Jim Burgess, Tim Casey, Jay Metz, Jason Parkhurst, Bob Rosato, Dede Smith, UF News Bureau (Ray Carson), NFL Public Relations Departments, NFL Office, Getty Images, USA Today Images



NIKE is the authentic apparel and footwear provider of the University of Florida Football Program

GATORZONE.COM



@GatorZoneFB
 @CoachWMuschamp
 @GatorZoneNews
 #ItsGreatUF



facebook.com/FloridaGators



@FloridaFootball

NUMERICAL ROSTER

#	Name	Pos.	#	Name	Pos.	Ht.	Wt.	Cl.	Exp.	Hometown/High School/Previous School
1	Dunbar, Quinton	WR	25	Ajagbe, Gideon	FB	6-2	234	RSR	2L	Coconut Grove/Ransom Everglades
1	Hargreaves, Vernon, III	DB	86	Andrades, Raphael	WR	6-0	198	JR	1L	Tallahassee/Lincoln
2	Gorman, Jabari	DB	34	Anzalone, Alex	LB	6-3	236	SO	1L	Wyomissing, Pa./Wyomissing Area
2	Sousa, Ryan	WR	89	Bailey, Alvin	WR	5-11	187	RFR	SQ	Seffner/Armwood
3	Harris, Treon	QB	11	Ball, Neiron	LB	6-3	230	RSR	3L	Jackson, Ga./Jackson
3	Morrison, Antonio	LB	99	Bostwick, Jay-nard	DL	6-3	294	RFR	SQ	Port Saint Lucie/West Centennial
4	Christy, Kyle	P	57	Brantley, Caleb	DL	6-2	295	RFR	SQ	Crescent City/Crescent City
4	Debose, Andre	WR	33	Brown, Mack	RB	5-11	209	RSR	3L	Lithonia, Ga./King
5	Fulwood, Ahmad	WR	74	Brown, Trenton	OL	6-8	350	SR	1L	Albany, Ga./Westover/Georgia Military College
5	Tabor, Jalen	DB	93	Bryan, Taven	DL	6-5	260	FR	HS	Casper, Wyo./Natrona County
6	Driskel, Jeff	QB	90	Bullard, Jonathan	DL	6-3	270	JR	2L	Shelby, N.C./Crest Senior
6	Fowler, Dante, Jr.	DL	88	Burton, Clay	TE	6-4	248	SR	3L	Venice/Venice Senior
7	Dawson, Duke	DB	4	Christy, Kyle	P	6-2	202	SR	2L	Brownsburg, Ind./Brownsburg
7	Grier, Will	QB	54	Clark, Khairi	DL	6-2	325	FR	HS	Hollywood/Chaminade-Madonna College Prep
8	Guy, Jacob	QB	94	Cox, Bryan, Jr.	DL	6-3	260	RSO	1L	Fort Lauderdale/St. Thomas Aquinas
8	Orr, Leon	DL	43	Crofoot, Kyle	LS	6-3	216	RJR	2L	Windermere/The First Academy
9	Pittman, Latroy, Jr.	WR	55	Cummings, Darius	DL	6-1	297	SR	1L	Titusville/Florida St./East Mississippi C.C.
9	Rolin, Matt	LB	40	Davis, Jarrad	LB	6-2	225	SO	1L	Kingsland, Ga./Camden County
10	Showers, Valdez	WR	69	Davis, Nick	OL	6-3	251	RFR	SQ	Salt Lake City, Utah/Buchholz (Gainesville)
11	Ball, Neiron	LB	7	Dawson, Duke	DB	5-11	194	FR	HS	Cross City/Dixie County
11	Robinson, Demarcus	WR	4	Debose, Andre	WR	6-0	190	RSR	3L	Sanford/Seminole
12	Wilson, Quincy	DB	82	Diamond, Bair	TE	6-4	228	RSO	SQ	Fort Myers/Bishop Verot
13	McMillian, Daniel	LB	54	Dillard, Cameron	OL	6-4	297	RFR	SQ	Canton, Mich./Plymouth Canton
13	Provanca, Christian	QB	44	Dixon, Roger	WR	5-10	185	JR	SQ	Sanford/Seminole
14	McCalister, Alex	DL	52	Dorsey, Travaris	OL	6-3	310	FR	HS	Jacksonville/Raines
14	Wilkes, Chris	QB	6	Driskel, Jeff	QB	6-4	230	RJR	3L	Oviedo/Hagerty
14	Worton, C.J.	WR	1	Dunbar, Quinton	WR	6-2	195	RSR	3L	Miami/Booker T. Washington
15	Parrish, Ryan	WR	46	Ferris, Drew	LS	6-0	212	RSR	2L	Carlsbad, Calif./San Diego Jewish Academy
16	Hardin, Austin	K	48	Few, William	P	5-9	164	RFR	SQ	Tampa/Plant
17	Mornhinweg, Skyler	QB	6	Fowler, Dante, Jr.	DL	6-3	261	JR	2L	St. Petersburg/Lakewood Senior
17	Sherit, Jordan	DL	38	Francois, Kerolin	DB	5-11	192	RFR	SQ	Lake Worth/Forest Hill
19	McGriff, Ryan	QB	79	Fuchs, Matthew	DL	6-2	248	RSO	SQ	Gainesville/Buchholz
19	Townsend, Johnny	P	5	Fulwood, Ahmad	WR	6-4	202	SO	1L	Jacksonville/Bishop Kenny
20	Maye, Marcus	DB	76	Garcia, Max	OL	6-5	294	RSR	1L	Norcross, Ga./Norcross/Maryland
20	Powell, Brandon	RB	92	Gilboy, Connor	P	5-8	167	RFR	SQ	Land O'Lakes/Sunlake
21	Taylor, Kelvin	RB	30	Goolsby, DeAndre	TE	6-4	230	FR	HS	Derby, Kan./Derby
22	Lane, Adam, Jr.	RB	2	Gorman, Jabari	DB	5-10	184	SR	3L	Miami/Monsignor Pace
22	Washington, Nick	DB	75	Green, Chaz	OL	6-5	300	RSR	2L	Tampa/Tampa Catholic
23	Jackson, J.C.	DB	7	Grier, Will	QB	6-2	190	FR	HS	Davidson, N.C./Davidson Day
23	Krysalka, Danny	K	8	Guy, Jacob	QB	6-5	209	RSO	SQ	Dade City/Pasco
24	Jones, Matt	RB	16	Hardin, Austin	K	5-10	197	RSO	1L	Atlanta, Ga./Marist
24	Poole, Brian	DB	1	Hargreaves, Vernon, III	DB	5-11	194	SO	1L	Tampa/Wharton
25	Ajagbe, Gideon	FB	53	Harkless, Kavaris	OL	6-5	282	FR	HS	Jacksonville/Trinity Christian Academy
25	Stephens, Garrett	DB	26	Harris, Marcell	DB	6-1	208	RFR	SQ	Orlando/Dr. Phillips
26	Harris, Marcell	DB	3	Harris, Treon	QB	5-11	185	FR	HS	Miami/Booker T. Washington
27	Peacock, Ben	DB	81	Harrison, Case	WR	6-0	191	RFR	SQ	Gainesville/Gainesville
27	Porter, Deiondre	ATH	37	Herndon, Mark	RB	5-9	195	JR	2L	Ocala/Forest
28	Powell, Jeremi	LB	56	Holley, Thomas	DL	6-4	295	FR	HS	Brooklyn, N.Y./Lincoln
29	Schroeder, Evan	WR	70	Humphries, D.J.	LB	6-5	290	JR	2L	Union, N.C./Mallard Creek
30	Goolsby, DeAndre	TE	35	Iorio, Michael	DB	5-10	179	RFR	SQ	Nokomis/Venice
30	McNeely, Michael	WR	91	Ivie, Joey, IV	DL	6-3	271	SO	1L	Dade City/Pasco
31	Masline, Darius	RB	23	Jackson, J.C.	DB	5-11	185	FR	HS	Immokalee/Immokalee
32	Powell, DL	WR	55	Johnson, Roderick, Jr.	OL	6-5	308	RFR	SQ	Delray Beach/American Heritage
33	Brown, Mack	RB	24	Jones, Matt	RB	6-2	235	JR	2L	Seffner/Armwood
34	Anzalone, Alex	LB	41	Joyer, Hunter	FB	5-11	232	SR	3L	Wesley Chapel/Wesley Chapel
35	Iorio, Michael	DB	71	Kelleher, Nolan	OL	6-5	311	FR	HS	Mount Pleasant, S.C./Wando
37	Herndon, Mark	RB	23	Krysalka, Danny	K	6-1	203	RFR	SQ	Ocala/Forest
38	Francois, Kerolin	DB	22	Lane, Adam, Jr.	RB	5-7	222	RFR	SQ	Winter Haven/Winter Haven
40	Davis, Jarrad	LB	80	Lewis, Cyontai	TE	6-5	220	FR	HS	Tuscaloosa, AL/Northridge
41	Joyer, Hunter	FB	31	Masline, Darius	RB	5-8	176	RSO	SQ	Jacksonville/Raines
42	Neal, Keanu	DB	20	Maye, Marcus	DB	6-0	203	RSO	1L	Melbourne/Holy Trinity Episcopal School
43	Crofoot, Kyle	LS	14	McCalister, Alex	DL	6-6	246	RSO	1L	Clemmons, N.C./West Forsyth
44	Dixon, Roger	WR	83	McGee, Jake	TE	6-6	255	RSR	TR	Richmond, Va./Collegiate School/Virginia
			19	McGriff, Ryan	QB	6-0	190	RJR	SQ	Gainesville/Gainesville

#	Name	Pos.	Ht.	Wt.	Cl.	Exp.	Hometown/High School/Previous School
13	McMillian, Daniel	LB	6-1	225	SO	1L	Jacksonville/First Coast
30	McNeely, Michael	WR	5-8	176	RSR	3L	Clearwater/Palm Harbor University
77	Mike, Andrew	OL	6-7	280	FR	HS	Tucson, AZ/Sabino
49	Mobley, A.J.	WR	5-11	235	RSR	SQ	Fayetteville, Ga./Starr's Mill/Santa Fe
73	Moore, Tyler	OL	6-5	325	RJR	1L	Clearwater/Countryside/Nebraska
17	Mornhinweg, Skyler	QB	6-3	212	RSO	1L	Philadelphia, Pa./St. Joseph's Prep
3	Morrison, Antonio	LB	6-1	222	JR	2L	Bellwood, Ill./Bolingbrook
42	Neal, Keanu	DB	6-1	203	SO	1L	Bushnell/South Sumter
8	Orr, Leon	DL	6-5	305	RSR	3L	New Port Richey/ Gulf
56	Palmer, Andre	LB	5-11	206	RFR	SQ	Ocala/Lake Weir
15	Parrish, Ryan	WR	6-2	205	RSR	SQ	Lakeland/Lakeland Christian
27	Peacock, Ben	DB	5-8	160	RJR	SQ	Bradenton/Braden River
9	Pittman, Latroy, Jr.	WR	6-0	208	JR	2L	Citra/North Marion
24	Poole, Brian	DB	5-10	206	JR	2L	Bradenton/Southeast
27	Porter, Deiondre	ATH	6-1	170	FR	HS	Tampa/Jefferson
20	Powell, Brandon	RB	5-9	177	FR	HS	Deerfield Beach/Deerfield Beach
32	Powell, DL	WR	6-0	183	RFR	SQ	Alachua/Santa Fe
28	Powell, Jeremi	LB	6-0	215	RSO	1L	Largo/Pinellas Park
13	Provancha, Christian	QB	6-6	219	RSR	1L	Cocoa/Cocoa Beach
96	Reed, Justus	DL	6-3	220	FR	HS	Clearwater/Clearwater Central Catholic
46	Rembert, LeAndre	LB	5-8	236	RFR	SQ	Alachua/Santa Fe
71	Riles, Antonio, Jr.	DL	6-4	288	RFR	SQ	Lawrenceville, Ga./Archer
11	Robinson, Demarcus	WR	6-1	205	SO	1L	Fort Valley, Ga./Peach County
9	Rolin, Matt	LB	6-3	223	RFR	SQ	Ashburn, Va./Briar Woods
72	Sarvary, Drew	OL	6-6	310	JR	TR	Tallahassee/North Florida Christian/FAMU/Tyler JC
29	Schroeder, Evan	WR	5-11	184	RJR	SQ	New Smyrna Beach/New Smyrna Beach
78	Sharpe, David	OL	6-6	315	FR	HS	Jacksonville/Providence School
17	Sherit, Jordan	DL	6-4	247	RFR	SQ	Tampa/Hillsborough
10	Showers, Valdez	WR	6-0	194	RJR	2L	Detroit, Mich./Madison
47	Smith, Isaiah	TE	6-2	213	FR	HS	Orlando/Jones
2	Sousa, Ryan	WR	6-0	180	FR	HS	Orlando/Lake Nona
96	Stanley, Sterling	LB	5-11	182	RFR	SQ	West Palm Beach/William T. Dwyer
25	Stephens, Garrett	DB	5-9	188	RFR	SQ	Louisville, Ky./Saint Xavier
82	Stephens, Moral	TE	6-3	230	FR	HS	Perry/Taylor County
52	Stipe, Steven	LB	5-11	210	RFR	SQ	Waycross, Ga./Pierce County
93	Stubbs, Dallas	P	5-9	162	RJR	SQ	Gainesville/Gainesville/Sante Fe CC
5	Tabor, Jalen	DB	6-0	193	FR	HS	Washington, D.C./Friendship Academy
21	Taylor, Kelvin	RB	5-10	209	SO	1L	Belle Glade/Glades Day
51	Taylor, Michael	LB	6-0	227	RSR	3L	Atlanta, Ga./Westlake
85	Thompson, Chris	WR	6-0	170	SO	1L	Gainesville/Gainesville
63	Thurman, Trip	OL	6-5	305	RJR	1L	Dover, Del./Dover
19	Townsend, Johnny	P	6-1	196	SO	1L	Orlando/Boone
95	Velez, Francisco	K	5-9	178	RSR	1L	Ocala/Trinity Catholic
22	Washington, Nick	DB	6-0	190	RFR	1L	Jacksonville/Trinity Christian Academy
87	Westbrook, Tevin	TE	6-5	257	SR	3L	Coconut Creek/North Broward Prep
14	Wilkes, Chris	QB	6-3	214	RFR	SQ	Orlando/Dr. Phillips
92	Willis, Gerald	DL	6-3	255	FR	HS	New Orleans, LA/Edna Karr
59	Wilson, Dakota	DL	6-0	260	RJR	SQ	Bradenton/Braden River
12	Wilson, Quincy	DB	6-1	200	FR	HS	Fort Lauderdale/University School of Nova South
14	Worton, C.J.	WR	6-0	172	FR	HS	Homestead/South Dade

2014 COACHING STAFF

Will Muschamp	Head Coach	4th year
D.J. Durkin	Defensive Coordinator, Linebackers	5th year
Coleman Hutzler	Special Teams Coordinator	1st year
Brad Lawing	Assistant Head Coach, Defensive Line	2nd year
Chris Leak	Wide Receivers	1st year
Derek Lewis	Tight Ends	4th year
Travaris Robinson	Defensive Backs	4th year
Kurt Roper	Offensive Coordinator, Quarterbacks	1st year
Mike Summers	Offensive Line	1st year
Brian White	Running Backs	6th year

PRONUNCIATION GUIDE

Gideon Ajagbe	uh-JOB-ee
Raphael Andrades	an-DRAW-dez
Alex Anzalone	anne-zuh-LOAN-ee
Khairi Clark	Kerry
Jarrad Davis	Jared
Cyontai Lewis	see-ON-tay
Skyler Mornhinweg	MORN-in-wig
Deiondre Porter	de-ON-dre
Jeremi Powell	Jeremy
Ryan Sousa	so-SA
Moral Stephens	more-el

NUMERICAL ROSTER

#	Name	Pos.
46	Ferris, Drew	LS
46	Rembert, LeAndre	LB
47	Smith, Isaiah	TE
48	Few, William	P
49	Mobley, A.J.	WR
51	Taylor, Michael	LB
52	Dorsey, Travaris	OL
52	Stipe, Steven	LB
53	Harkless, Kavaris	OL
54	Clark, Khairi	DL
54	Dillard, Cameron	OL
55	Cummings, Darious	DL
55	Johnson, Roderick, Jr.	OL
56	Holley, Thomas	DL
56	Palmer, Andre	LB
57	Brantley, Caleb	DL
59	Wilson, Dakota	DL
63	Thurman, Trip	OL
69	Davis, Nick	OL
70	Humphries, D.J.	OL
71	Kelleher, Nolan	OL
71	Riles, Antonio, Jr.	DL
72	Sarvary, Drew	OL
73	Moore, Tyler	OL
74	Brown, Trenton	OL
75	Green, Chaz	OL
76	Garcia, Max	OL
77	Mike, Andrew	OL
78	Sharpe, David	OL
79	Fuchs, Matthew	DL
80	Lewis, Cyontai	TE
81	Harrison, Case	WR
82	Diamond, Bair	TE
82	Stephens, Moral	TE
83	McGee, Jake	TE
85	Thompson, Chris	WR
86	Andrades, Raphael	WR
87	Westbrook, Tevin	TE
88	Burton, Clay	TE
89	Bailey, Alvin	WR
90	Bullard, Jonathan	DL
91	Ivie, Joey, IV	DL
92	Gilboy, Connor	P
92	Willis, Gerald	DL
93	Bryan, Taven	DL
93	Stubbs, Dallas	P
94	Cox, Bryan, Jr.	DL
95	Velez, Francisco	K
96	Reed, Justus	DL
96	Stanley, Sterling	LB
99	Bostwick, Jay-nard	DL



Will MUSCHAMP

HEAD COACH

4th Year

When athletic director Jeremy Foley began his search for the University of Florida's next head football coach, he knew exactly what he was looking for: someone familiar with the Southeastern Conference, a coach who had competed on the big stage, a relentless recruiter who was familiar with the state of Florida and the SEC and someone with energy and passion. From the very beginning, the search honed in on one person and on December 11, 2010, former Gainesville native Will Muschamp was introduced by Foley as the 23rd head coach in Florida football history.

Muschamp, 42, came to UF after being the coach-in-waiting and defensive coordinator at the University of Texas since November 2008. He brought 16 years of coaching experience with him, including 12 years in the SEC, eight as a coach and four as a player at the University of Georgia. Muschamp also served as defensive coordinator at Auburn University (2006-07) and LSU (2002-04; he was LSU's linebackers coach in 2001) and was a finalist for the 2007 Broyles Award as the nation's top assistant coach. The son of a football coach, he turned down appointments at West Point and Annapolis to become a four-year letterman at Georgia from 1991-94, where he was voted defensive co-captain as a senior.

Not only did Muschamp, a highly-respected coach among both his peers and his players, bring collegiate and National Football League experience back to Gainesville, he also brought a wealth of big-game experience. Prior to arriving at Florida, he coached in two national championship games, winning the ultimate prize in 2003 as the defensive coordinator at LSU, and coached in a third BCS bowl game following the 2008 season, when Texas won the Fiesta Bowl. In addition to his national championship past, Muschamp has coached in the SEC Championship Game twice and in the Big 12 Championship Game once, coming out on the winning side in each of those three contests.

In his first three seasons at UF, the formula for success for the Gators was to take care of the football, control both lines of scrimmage, have outstanding special teams and play physical defense. Muschamp has led the Gators to two bowl games, including a BCS bowl after the 2012 season and a victory over Ohio State in the TaxSlayer.com Bowl after the 2011 season. The 2012 squad finished No. 3 in the final regular season BCS standings, the third-highest finish in school history and ranked in the top 10 in both the final Associated Press and USA Today/Coaches' Poll. That team won 11 games (just the sixth

"This is a dream come true to be the head coach of the Florida Gators ... I have great memories watching SEC football with my father on Saturdays and playing football in the backyard with my two brothers right here in Gainesville."
WILL MUSCHAMP



"Coach Muschamp put me in a position to have great opportunities. He pushed me to get better every day and his energy is contagious! He's the kind of coach you get excited to play for."

MATT ELAM

2013 First Round NFL Draft Pick of the Baltimore Ravens
2012 All-American at Florida



"Coach Muschamp's energy and passion for the game and his players is unbelievable. I would play for him any day, anytime, anywhere. Florida never breaks."

SHARRIF FLOYD

2013 First Round NFL Draft Pick of the Minnesota Vikings, 2012 All-American at Florida

time in school history), won four of five games against the final BCS top 12 teams and defeated seven bowl-eligible teams in what ranked as the toughest schedule in the nation according to the NCAA. Muschamp was named SEC Coach of the Year in 2012.

Muschamp has had three first-round picks in the NFL Draft in three seasons in Gainesville and overall 14 Gators have been drafted. 15 times his players have been named All-Conference and he has shown a penchant for developing young talent as nine players have been named to the league's All-Freshman team. In the classroom, 71 of his student athletes have earned SEC Academic Honor Roll accolades. The 2013 team had 46 players carry above a 3.0 GPA in the Spring semester, while 41 players currently carry a cumulative GPA above 3.0.

In his five seasons as an SEC defensive coordinator, Muschamp's defenses ranked among the nation's top 10 in total defense every single year, while always maintaining a top-15 rating in scoring defense, including three times inside the top 10.

In four of his eight seasons overall as a Division I defensive coordinator, the high-energy coach's team has allowed less than 100 rushing yards per game and has twice led the nation in rushing defense while yielding less than 75 rushing yards per game. His 2003 LSU defense led the country by allowing 67 yards per game on the ground, the best mark by an SEC team in the 2000s, while Texas gave up just 73.1 yards on the ground in 2009 to pace the nation.

From 2008-10 under Muschamp's guidance, the Texas defense ranked No. 1 in the nation with 119 sacks for 949 yards lost. His unit also ranked in the top 10 nationally during the same time frame in several other major categories, allowing 2.9 yards per rushing attempt (third), 96.7 rushing yards per game (fourth), 297.4 yards per game (seventh), all of which are Big 12 bests during that

span. He also helped the Longhorns' defense to top-20 rankings during his tenure at Texas, with 650 first downs allowed (18th) and a 114.3 pass efficiency defense (20th).

In 2009, the Texas Longhorns advanced to the BCS National Championship Game as Muschamp's charges gave

up just 73.1 rushing yards per game, the best figure by any BCS school from 2008-10. The Longhorns also led the nation in 2009 in third-down defense (26.5 percent), turnovers created (37, tied with Ohio University) and interceptions (25) as Texas claimed the Big 12 championship in 2009.

COLLEGE DEFENSES COACHED BY WILL MUSCHAMP (2002-13)

Total Defense	Team	Games	Total Yards	Yds/Game
1	Alabama	157	42,840	272.9
2	LSU	158	45,600	288.6
3	Muschamp-Coached Teams	142	41,011	288.8
4	TCU	151	45,243	299.6
5	Virginia Tech	161	48,293	300.0

Pass Defense	Team	Games	Opp. Passing Yds	Yds/Game
1	Alabama	157	27,167	173.0
2	Muschamp-Coached Teams	142	25,458	179.3
3	LSU	158	28,375	179.6
4	South Carolina	151	27,728	183.6
5	Virginia Tech	161	29,738	184.7

Rush Defense	Team	Games	Opp Rush Yds	Yds/Game
1	TCU	151	14,269	94.5
2	Ohio State	155	15,330	98.9
3	Alabama	157	15,673	99.8
4	USC	156	16,709	107.1
5	LSU	158	17,225	109.0
6	Muschamp-coached Teams	142	15,553	109.5

3rd Down	Team	Games	Opp. 3rd-Down Conv	Pct
1	TCU	151	716 of 2,270	31.5
2	Muschamp-Coached Teams	142	635 of 2,002	31.7
3	Alabama	157	700 of 2,191	31.9
4	Virginia Tech	161	751 of 2,335	32.2
5	LSU	158	738 of 2,288	32.3

Scoring Defense	Team	Games	Opp Pts Allowed	Pts/Game
1	Alabama	157	2,366	15.1
2	Ohio State	155	2,540	16.4
3	LSU	158	2,659	16.8
4	Virginia Tech	161	2,785	17.3
4	Muschamp-coached Teams	142	2,465	17.4

Under Muschamp's tutelage at Texas, Brian Orakpo claimed the 2008 Rotary Lombardi Award (lineman of the year), Bronko Nagurski Trophy (most outstanding defensive player) and Ted Hendricks Award (top defensive end), while the Longhorns' defense saw Sergio Kindle become the first player in college football history to be named a finalist for both the Butkus Award (nation's top linebacker) and the Hendricks Award. Earl Thomas also earned finalist honors for the Jim Thorpe Award in 2009.

In the 2009 and 2010 NFL Drafts, Muschamp had a combined eight players drafted, including seven in the first four rounds and two first-rounders in Orakpo and Thomas.

In a two-year stint as the defensive coordinator at Auburn from 2006-07, Muschamp's defense ranked third in the nation in scoring defense (15.4 points per game) and fourth in the nation pass defense (170.7 pass yards per game). During the same time frame, Auburn ranked third in the SEC in total defense by holding opponents to 295.1 yards per game.

Muschamp's first full-time coaching experience in the SEC came at LSU as the linebackers coach for one season before being elevated to defensive coordinator from 2002-04. His 2003 defense helped the Tigers to the national championship by leading the nation both in scoring defense (11.0 points per game) and total defense (252.0 yards per game), while finishing second nation-

"It's very rare that where you come from and where you're going are the exact same place; that boyhood dreams and coaching schemes are one and the same. His old Gainesville friends say Will Muschamp was destined to coach the Gators."

MIKE BIANCHI

Orlando Sentinel

ally in pass efficiency defense (89.8) and third in rushing defense (67.0 yards per game). The Tigers allowed just 19 touchdowns all season in 2003, three less than the next closest competitor nationally.

Between his positions at LSU and Auburn, Muschamp spent a season with the NFL's Miami Dolphins in 2005 as Assistant Head Coach for Defense. He helped the Dolphins finish second in the league with 49 sacks, while leading Miami to top-10 finishes with 4.7 yards per play (seventh), 3.7 yards per rush (seventh) and 6.0 yards per pass (ninth).

The 1994 graduate of the University of Georgia moved immediately into coaching following his collegiate playing career, working as a graduate assistant at Auburn

from 1995-96, earning his master's degree in 1996. He became a secondary coach at West Georgia (1998) and Eastern Kentucky (1999) before moving on to his first defensive coordinator position at Valdosta State for the 2000 season, where he helped the Blazers to a 10-2 record and the Gulf South Conference championship with an 8-1 league mark.

In his playing career at Georgia, Muschamp earned his way from walk-on to scholarship player by the spring of his redshirt freshman season and eventually was named co-captain for his senior season. He also earned a spot on the SEC Academic Honor Roll in 1993.

COACHING EXPERIENCE

2011-14	FLORIDA Head Coach
2008-10	TEXAS Defensive Coord./Linebackers
2006-07	AUBURN Defensive Coord./Secondary
2005	MIAMI DOLPHINS Asst. Head Coach for Defense
2002-04	LSU Defensive Coord./Linebackers
2001	LSU Linebackers
2000	VALDOSTA STATE Defensive Coord.
1999	EASTERN KENTUCKY Secondary
1998	WEST GEORGIA Secondary
1995-96	AUBURN Graduate Assistant

PERSONAL INFORMATION

Birthdate:	August 3, 1971
Hometown:	Rome, Ga.
Education:	1994 - Bachelor's Degree from Georgia; 1996 - Master's Degree from Auburn
Family:	He and his wife, Carol (formerly Davis), have two sons, Jackson and Whit

BOWL GAMES AS A COACH

1995	Outback
1996	Independence
2002	Sugar
2003	Cotton
2004	Sugar/BCS Championship
2005	Capital One
2007	Cotton
2007	Chick-fil-A
2009	Fiesta
2010	BCS National Championship
2012	Gator
2013	Sugar

BOWL GAMES AS A PLAYER

1991	Independence
1993	Citrus

MUSCHAMP NOTABLES

- He is the second-youngest head coach in the SEC (Dan Mullen is 42)
- Had a 17-inch steel rod inserted in his leg after breaking his tibia and fibula as a junior on his high school baseball team; Keeps the steel rod in a shadowbox in his office to remind players about overcoming adversity
- Visited Florida as a senior in high school in hopes of earning a chance to walk on to the football team
- Father, Larry, played football at North Carolina and later coached football in Rome, Ga., at the Darlington School
- Oldest brother, Mike, played football at Duke and is now a high school coach in Atlanta, Ga., at the Lovett School
- Older brother, Pat, was an offensive lineman at West Point
- Was on LSU staff with Jimbo Fisher and Derek Dooley under Nick Saban
- Was awarded a scholarship at Georgia in the spring of his redshirt freshman season
- Was teammates with Alabama Defensive Coordinator Kirby Smart at Georgia
- Also was on same staff with Smart at Valdosta State
- Graduated from Darlington High School in Georgia, lettering in football (four years), track (four years), baseball (four years) and basketball (three years)

NFL PLAYERS DRAFTED UNDER MUSCHAMP

53 PLAYERS DRAFTED
9 FIRST-ROUND SELECTIONS

Dominique Easley, DT	1st Round of 2014 NFL Draft (New England)
Jaylen Watkins, CB	4th Round of 2014 NFL Draft (Philadelphia)
Ronald Powell, LB	5th Round of 2014 NFL Draft (New Orleans)
Jon Halapio, OL	6th Round of 2014 NFL Draft (New England)
Sharrif Floyd, Florida, DT	1st Round of 2013 NFL Draft (Minnesota)
Matt Elam, Florida, S	1st Round of 2013 NFL Draft (Baltimore)
Kenny Vaccaro, Texas, S	1st Round of 2013 NFL Draft (New Orleans)
Jon Bostic, Florida, LB	2nd Round of 2013 NFL Draft (Chicago)
Jordan Reed, Florida, TE	3rd Round of 2013 NFL Draft (Washington)
Jelani Jenkins, Florida, LB	4th Round of 2013 NFL Draft (Miami)
Mike Gillislee, Florida, RB	5th Round of 2013 NFL Draft (Miami)
Caleb Sturgis, Florida, K	5th Round of 2013 NFL Draft (Miami)
Josh Evans, Florida, S	6th Round of 2013 NFL Draft (Jacksonville)
Alex Okafor, Texas, DE	4th Round of 2013 NFL Draft (Arizona)
Jaye Howard, Florida, DT	4th Round of 2012 NFL Draft (Seattle)
Keenan Robinson, Texas, LB	4th Round of 2012 NFL Draft (Washington)
Chris Rainey, Florida, RB	5th Round of 2012 NFL Draft (Pittsburgh)
Emmanuel Acho, Texas, LB	6th Round of 2012 NFL Draft (Cleveland)
Kheeston Randall, Texas, DT	7th Round of 2012 NFL Draft (Miami)
Aaron Williams, Texas, DB	2nd Round of 2011 NFL Draft (Buffalo)
Curtis Brown, Texas, DB	3rd Round of 2011 NFL Draft (Pittsburgh)
Sam Acho, LB	4th Round of 2011 NFL Draft (Arizona)
Chykie Brown, Texas, DB	5th Round of 2011 NFL Draft (Baltimore)
Earl Thomas, Texas, DB	1st Round of 2010 NFL Draft (Seattle)
Sergio Kindle, Texas, LB	2nd Round of 2010 NFL Draft (Baltimore)
Lamarr Houston, Texas, DE	2nd Round of 2010 NFL Draft (Oakland)
Rodrick Muckelroy, Texas, LB	4th Round of 2010 NFL Draft (Cincinnati)

Walter McFadden, Auburn, DB	5th Round of 2010 NFL Draft (Oakland)
Brian Orakpo, Texas, DE	1st Round of 2009 NFL Draft (Washington)
Sen'Derrick Marks, Auburn, DT	2nd Round of 2009 NFL Draft (Tennessee)
Jeraud Powers, Auburn, DB	3rd Round of 2009 NFL Draft (Indianapolis)
Roy Miller, Texas, DT	3rd Round of 2009 NFL Draft (Tampa Bay)
Henry Melton, Texas, DE	4th Round of 2009 NFL Draft (Chicago)
Glenn Dorsey, LSU, DT	1st Round of 2008 NFL Draft (Kansas City)
Quinten Groves, Auburn, DE	2nd Round of 2008 NFL Draft (Jacksonville)
Pat Lee, Auburn, CB	2nd Round of 2008 NFL Draft (Green Bay)
Chevis Jackson, LSU, CB	3rd Round of 2008 NFL Draft (Atlanta)
Pat Sims, Auburn, DT	3rd Round of 2008 NFL Draft (Cincinnati)
Craig Steltz, LSU, S	4th Round of 2008 NFL Draft (Chicago)
Jonathan Wihite, Auburn, CB	4th Round of 2008 NFL Draft (New England)
LaRon Landry, LSU, FS	1st Round of 2007 NFL Draft (Washington)
Will Herring, Auburn, LB	5th Round of 2007 NFL Draft (Seattle)
David Irons, Auburn, CB	6th Round of 2007 NFL Draft (Atlanta)
Claude Wroten, LSU, DT	3rd Round of 2006 NFL Draft (St. Louis)
Kyle Williams, LSU, DT	5th Round of 2006 NFL Draft (Buffalo)
Melvin Oliver, LSU, DE	6th Round of 2006 NFL Draft (San Francisco)
Marcus Spears, LSU, DE	1st Round of 2005 NFL Draft (Dallas)
Corey Webster, LSU, CB	2nd Round of 2005 NFL Draft (New York Giants)
Travis Daniels, LSU, CB	4th Round of 2005 NFL Draft (Miami)
Marquise Hill, LSU, DE	2nd Round of 2004 NFL Draft (New England)
Chad Lavalais, LSU, DT	5th Round of 2004 NFL Draft (Atlanta)
Bradie James, LSU, LB	4th Round of 2003 NFL Draft (Dallas)
Norman Lejeune, LSU, DB	7th Round of 2003 NFL Draft (Philadelphia)



Muschamp with Jacksonville Jaguars head coach Gus Bradley at Florida's annual Pro Scout Day.



D.J. DURKIN
DEFENSIVE COORDINATOR
LINEBACKERS
5th Year

- Promoted to defensive coordinator prior to the 2013 season after spending three seasons as the special teams' coordinator and linebackers coach.
- In his first season as defensive coordinator, UF finished second in the SEC in total defense and eighth in the country (allowing 314.2 yards per game).
- The defense held half of its opponents to 275 total yards or less in 2013 and allowed just 27 touchdowns, the sixth-fewest total in the nation.
- The UF defense allowed just 192 first downs, third-fewest in the nation, and forced 36 three-and-outs in 137 opponent drives (26%).
- Florida's pass defense ranked first in the SEC and seventh nationally (171.8 ypg).
- In 2012 with a veteran linebacker group, the Gators' defense finished ranked fifth in the country in total defense, allowing 287.5 yards per game, and fourth nationally in rush defense (94.9 yards per game).
- Senior Jon Bostic earned second-team All-SEC honors, while freshman Antonio Morrison was selected to the SEC All-Freshman team.
- Florida's special teams shined once again in 2012. UF ranked seventh nationally in kickoff coverage, allowing just 18 yards per return, and ranked 11th in punt returns, averaging 13.8 yards per return.
- UF blocked six kicks in 2012, ranking fifth nationally and tied for first in the SEC, marking the sixth time in seven seasons and all three of Durkin's seasons as special teams' coordinator that the Gators led the SEC in blocks.
- Florida scored a touchdown on a punt return for the eighth-straight year and also had a kickoff return touchdown for the fourth-straight season. Andre Debose set the UF career record with his fourth kickoff return for a touchdown.
- The Gators finished ninth nationally in net punting, boasting a 40.5 net average, and sophomore Kyle Christy was named a finalist for the 2012 Ray Guy Award.
- Guided placekicker Caleb Sturgis, who was a two-time finalist for the Lou Groza Award (2011, '12) and set numerous school records, including career field goals made (70) and attempted (88). Sturgis was named a first-team All-American as a senior in 2012.
- Sturgis was one of two kickers in the FBS to make three field goals of 50-or-more yards in 2011 and set a school record with five career 50-yarders. He ranked third in the nation with his 22 made FG, which was one shy of UF's season record.
- Florida's 2011 special teams unit blocked six kicks, which ranked sixth in the nation.
- As the Florida linebackers coach in 2011, Durkin was responsible for a unit which ranked ninth in the nation in total defense and 10th in pass defense. Bostic led the team with 94 tackles while fellow linebacker Jelani Jenkins was third with 75 total tackles.
- Helped punter Chas Henry win the 2010 Ray Guy Award, becoming the first Gator to bring home that honor, and earn consensus All-American recognition. Florida finished the sea-

- son second in net punting (40.9) and tied for 14th in punt average (44.2) nationally.
- UF led the SEC in kickoff return average (26.3) as well as kickoff return touchdowns (2), sparked by redshirt freshman Andre Debose, who ranked 14th in the country in kickoff return average (28.0) and tied for second in kickoff return touchdowns (2). Debose's two kickoff return scores also set a single-season UF record.
- Florida's punt coverage unit allowed just 109 return yards on 51 punts and led the nation in net punting average during the regular season (second overall including bowl games).
- One of two assistant coaches, along with Brian White, hired by Will Muschamp from Urban Meyer's 2010 staff.
- Spent three seasons at Stanford University, where he worked with the defensive ends and coordinated the special teams' units. Under Durkin's guidance, Stanford's defensive ends helped the Cardinal rank 11th nationally in sacks per game in 2007 and 2009.
- In 2009, guided Stanford's kickoff return unit which averaged 27.5 yards per return, leading the Pac-10 and ranking No. 3 nationally, and scored three touchdowns.
- Returned to his alma mater, BGSU, where he worked with the defensive ends in 2005 before taking over responsibilities with the linebackers and special teams in 2006.
- Following a two-year stay at Bowling Green as a graduate assistant, he moved to Notre Dame, where he assisted the Irish staff in all defensive aspects with concentrated duties on the defensive ends.
- Worked closely with the school's all-time sack leader and two-time NFL Super Bowl champion, Justin Tuck, in 2004.
- Began his coaching career at Bowling Green, serving as a defensive graduate assistant on head coach Urban Meyer's staff for two seasons (2001-02).

PROMINENT PLAYERS COACHED

FLORIDA

LB JON BOSTIC – Finished his career at UF with 237 total tackles, 19.0 TFL, 7.5 sacks and 5 interceptions. Named to the All-SEC Second Team as a senior and was drafted in the second round of the 2013 NFL Draft by the Chicago Bears.

P CHAS HENRY – 2010 Ray Guy Award winner and consensus All-American, helped UF finish second in the nation in net punting.

K CALEB STURGIS – 2011 and 2012 Lou Groza Award finalist. Set Florida career records of field goals made (70) and attempted (88) and made field goals of 50+ yards (5). First-team All-American in 2012 and second-team All-American in 2011. Drafted in the fifth round of the 2013 NFL Draft.

STANFORD

DE THOMAS KEISER – A Football Writers Association of America and Sporting News first-team freshman All-American in 2008.

WR CHRIS OWUSU – A first-team All-Pac-10 selection as a kickoff returner in 2009, after tallying 1,167 yards on 37 returns (31.5 avg.) and three touchdowns.

COACHING EXPERIENCE

2013-14	FLORIDA Defensive Coord./ Linebackers	2005	BOWLING GREEN Defensive Ends
2010-12	FLORIDA Special Teams Coord./ Linebackers	2003-04	NOTRE DAME Graduate Asst.
2007-09	STANFORD Special Teams Coord./ Defensive Ends	2001-02	BOWLING GREEN Graduate Asst.
2006	BOWLING GREEN (Special Teams Coord./Linebackers		

NOTRE DAME

DE JUSTIN TUCK – Finished his career at Notre Dame in 2004 as the all-time sack leader (24.5), while also setting school records in career tackles for loss (43) and single-season sacks (13.5).

NFL PLAYERS (Round Drafted)

DE Justin Tuck (3rd) – Notre Dame '05 – New York Giants
DE Erik Long (7th) – Stanford '10 – Tampa Bay Buccaneers
P Chas Henry (UFA) – Florida '11 – Philadelphia Eagles
LB Jon Bostic (2nd) – Florida '13 – Chicago Bears
LB Jelani Jenkins (4th) – Florida '13 – Miami Dolphins
K Caleb Sturgis (5th) – Florida '13 – Miami Dolphins
LB Lerentee McCray (UFA) – Florida '13 – Denver Broncos
DT Dominique Easley (1st) – Florida '14 – New England Patriots
CB Jaylen Watkins (4th) – Florida '14 – Philadelphia Eagles
LB Ronald Powell (5th) – Florida '14 – New Orleans Saints
DT Damien Jacobs (UFA) – Florida '14 – Buffalo Bills
LB Darrin Kitchens (UFA) – Florida '14 – Buffalo Bills
CB Loucheiz Purify (UFA) – Florida '14 – Indianapolis Colts
CB Marcus Roberson (UFA) – Florida '14 – St. Louis Rams

PLAYING CAREER

Four-year starting defensive end and outside linebacker at Bowling Green (1997-2000) who served as one of the team captains for two seasons. Started a total of 33 games in his career and recorded 131 tackles, including 28 for loss. Durkin led the team in sacks in 1998 and finished second in that category in 2000. Received numerous awards during his playing career, including the Ken Schoeni Award for character and toughness, the Carlos Jackson Award personifying the values of a student-athlete and the Leadership Award.

PERSONAL INFORMATION

Birthdate: Jan. 15, 1978

Hometown: Youngstown, Ohio

Education: 2001 – Bachelor's Degree in Business Marketing from Bowling Green State University; 2004 – Master's Degree in Educational Administration and Supervision from Bowling Green State University

Family: He and his wife, Sarah, have one daughter, Abigail, and one son, Luke.

BOWL GAMES AS A COACH

2004: Insight

2009: Sun

2011: Outback

2012: Gator

2013: Sugar



Coleman HUTZLER
SPECIAL TEAMS COORDINATOR
1st Year

COACHING EXPERIENCE

2014 **FLORIDA** Special Teams Coordinator
2012-13 **NEW MEXICO** Outside Linebackers/Special Teams

- Returned to Florida in the spring of 2014. Previously served on the Florida staff from 2010-11, assisting off the field with the defense and special teams and working closely with current defensive coordinator D.J. Durkin.
- He joined the New Mexico staff in the spring of 2012 and coached the Lobos' special teams and outside linebackers for two seasons.
- UNM's kickoff return unit ranked 16th in the nation in 2013, averaging 24.0 yards per return.
- Sophomore Carlos Wiggins was named the 2013 Mountain West Special Teams Player of the Year after leading the nation with 1,303 total kick return yards and ranking fifth nationally with a 29.6 kickoff return average. He was the only player in the country to return three kickoffs for touchdowns in 2013, which also tied the Mountain West single-season record.
- Hutzler also coached punter Ben Skaer, who was a first-team All-Mountain West selection in 2013. He led the conference and ranked seventh nationally with a punting average of 45.8 yards, also a single-season record at UNM.
- In 2012, New Mexico had three special teams' players earn honorable mention All-Mountain West honors: kicker Justus Adams, kick returner Chase Clayton and Skaer.
- On the defensive side, Hutzler's outside linebackers combined to record 19 tackles-for-loss and eight sacks.
- Prior to his time at Florida, Hutzler spent three seasons (2007-09) at Stanford working for coach Jim Harbaugh.
- Also worked under Harbaugh at the University of San Diego in 2006. The Toreros' nationally-ranked defense helped USD win the Division I-AA Mid-Major National Championship.

PROMINENT PLAYERS COACHED

NEW MEXICO

P BEN SKAER – Named first team All-Mountain West in 2013 after averaging 45.8 yards per punt, which ranked fifth nationally and set a single-season school record.

KR CARLOS WIGGINS – Named the 2013 Mountain West Special Teams Player of the Year after leading the nation with 1,303 kick return yards. Returned three kickoffs for touchdowns, tying a conference record.

PLAYING CAREER

Hutzler played linebacker at Middlebury (Vt.) College and graduated in 2006.

PERSONAL INFORMATION

Birthdate: May 5, 1984

Hometown: Las Vegas, Nevada

Education: 2006 – Bachelor's Degree in psychology from Middlebury College in Vermont

Family: He and his wife, Cobey, have one son, Micah.



Brad LAWING
ASSISTANT HEAD COACH
DEFENSIVE LINE
2nd Year

- Coached a defensive line that ranked second in the SEC in rush defense in 2013 (142.4 ypg).
- In his first season at Florida, he tutored Dante Fowler, Jr., to a season in which he was named to the All-SEC Second Team. Fowler had a team-leading 10.5 tackles-for-loss with 3.5 sacks.
- His 2012 USC team set a school record with 43 sacks on the season. The team's 43 sacks ranked sixth in the nation. Sophomore Jadeveon Clowney was a unanimous first-team All-American after recording a school-record 23.5 tackles-for-loss and a school-record 13.0 sacks.
- In 2011, South Carolina finished the year with the nation's third-best defense, a unit that surrendered just 268 yards per contest. Aided by a ferocious pass rush, Carolina boasted the nation's second-best pass defense and ranked 11th in the country, allowing just 18.4 points per game.
- Under his watch, defensive end Melvin Ingram earned first-team All-America honors while Jadeveon Clowney was the SEC Freshman of the Year in 2011.
- His 2010 squad recorded 41 sacks and helped the Gamecocks put together the league's third-best and nation's 12th-best rushing defense. Defensive end Devin Taylor earned first-team All-SEC recognition.
- In 2009, the Gamecocks finished in the upper half of the SEC in every defensive category and were 15th in the country in total defense.
- The Gamecocks finished the 2008 season with the 13th-ranked defense nationally. Carolina showed its most improvement in run defense, allowing 133 yards per game, ranking 43rd in the country, after surrendering 209 yards per game on the ground in 2007 while ranking 110th in the nation.
- In 2007, Lawing coached Eric Norwood to All-SEC honors. Norwood finished the season with a school-record 19.5 tackles for loss. Ladi Ajiboye was a second-team Freshman All-American.
- In 2006, Lawing pieced together a defensive line that had no seniors in the rotation and lost its best interior lineman (Marque Hall) to a season-ending injury early in the campaign. Eric Norwood shared the team lead in sacks while earning first-team Freshman All-America honors.
- In his prior 10-year stint at South Carolina (1989-98), Lawing tutored the defensive line and served as recruiting coordinator under Sparky Woods and Brad Scott. He helped produce three NFL players in Corey Miller, Gerald Dixon and Henry Taylor, and coached three All-SEC players in Taylor, nose tackle Eric Sullivan and end Stacy Evans. He also recruited defensive end John Abraham, a five-time NFL Pro Bowl selection.
- Lawing spent three seasons as North Carolina's defensive line coach and recruiting coordinator. His three recruiting classes were ranked among the nation's top-25.
- Between his stops at Carolina, Lawing spent four seasons at Michigan State, where he served as defensive line coach and recruiting coordinator. During his tenure, the Spartans led the Big Ten in total defense during the 1999 and 2000 regular seasons.

- In his first season at MSU, the Spartans led the Big Ten and ranked fifth nationally in rushing defense.
- Lawing also played an integral part in helping MSU assemble one of the nation's top-20 recruiting classes for three-straight years. He was instrumental in the development of four NFL players, including All-America and first-round draft pick Julian Peterson, Robaire Smith, Jace Sayler and Josh Shaw.
- Lawing began his college coaching career at Appalachian State. He mentored the defensive line for five years and the tight ends and offensive tackles for one season. Eight of his players earned all-conference honors, including Southern Conference Player of the Year Anthony Downs in 1987 and future NFL players Tommy Dawkins and Mike Frier.

PROMINENT PLAYERS COACHED FLORIDA

DT DOMINIQUE EASLEY – Consensus First Team Pre-Season All-SEC selection prior to tearing his ACL during his senior season. Drafted in the first round by the New England Patriots in 2014.

SOUTH CAROLINA

DE JADEVEON CLOWNEY – Two-time All-American with the Gamecocks in 2012 and 2013. Named the SEC Freshman of the Year and a freshman All-American in 2011. Selected No. 1 overall in the 2014 NFL Draft by the Houston Texans.

LB GERALD DIXON – Played nine seasons in the NFL after being selected in the third round by the Cleveland Browns in 1992.

DE MELVIN INGRAM – Consensus first-team All-American in 2011. Selected 18th overall in the 2012 NFL Draft by San Diego.

DE CLIFF MATTHEWS – Second-team All-SEC performer who was drafted by the Atlanta Falcons in 2011.

DE ERIC NORWOOD – Set USC's all-time sack record and tackles-for-loss record and was a first-team All-American in 2009. Drafted in the 4th round by the Carolina Panthers in 2010.

DE DEVIN TAYLOR – Two-time All-SEC honoree who totaled 18.5 sacks and 34 tackles-for-loss for the Gamecocks.

MICHIGAN STATE

LB JULIAN PETERSON – A first team All-American in 1999 who was drafted in the first round by San Francisco. Five-time Pro Bowler played 11 years in the NFL.

DT JOSH SHAW – Taken in the fifth round of the 2002 NFL Draft by San Francisco and played four seasons in the league.

DE ROBAIRE SMITH – Fifth on the Spartans' all-time sacks list (22) and fourth in tackles-for-loss (48). Selected by the Tennessee Titans in the sixth round in 2000 and played 11 years in the NFL.

APPALACHIAN STATE

DL ANTHONY DOWNS – In the Appalachian State Hall of Fame, was the Southern Conference Defensive Player of the Year and first team All-American in 1987. Three-time All-Conference selection.

COACHING EXPERIENCE

2013-14 **FLORIDA** Assistant Head Coach/
Defensive Line

2006-12 **SOUTH CAROLINA** Defensive Line

2003-05 **NORTH CAROLINA** Defensive Line/
Recruiting Coord.

1999-02 **MICHIGAN STATE** Defensive Line/
Recruiting Coord.

1989-98 **SOUTH CAROLINA** Defensive Line/
Recruiting Coord.

1983-88 **APPALACHIAN STATE** Defensive Line/
Offensive Tackles/Tight Ends

1980-82 **HAVELOCK (N.C.) HIGH SCHOOL**

NFL PLAYERS (Round Drafted)

DE Leroy Howell (9th) – Appalachian State '84 – Buffalo Bills
LB Corey Miller (6th) – South Carolina '91 – New York Giants
LB Gerald Dixon (3rd) – South Carolina '92 – Cleveland Browns
DT Henry Taylor (UFA) – South Carolina '98 – Detroit Lions
OLB Julian Peterson (1st) – Michigan State '00 – San Francisco 49ers
DE Robaire Smith (6th) – Michigan State '00 – Tennessee Titans
DT Jace Sayler (UFA) – Michigan State '00 – New England Patriots
DT Josh Shaw (5th) – Michigan State '02 – San Francisco 49ers
DT Chase Page (7th) – North Carolina '06 – San Diego Chargers
DE Eric Norwood (4th) – South Carolina '10 – Carolina Panthers
DE Clifton Geathers (6th) – South Carolina '10 – Cleveland Browns
DE Cliff Matthews (7th) – South Carolina '11 – Atlanta Falcons
DE Melvin Ingram (1st) – South Carolina '12 – San Diego Chargers
DT Travian Robertson (7th) – South Carolina '12 – Atlanta Falcons
DE Devin Taylor (4th) – South Carolina '13 – Detroit Lions
DE Jadeveon Clowney (1st) – South Carolina '14 – Houston Texans
DT Dominique Easley (1st) – Florida '14 – New England Patriots
DT Damien Jacobs (UFA) – Florida '14 – Buffalo Bills
DT Kelcy Quarles (UFA) – South Carolina '14 – New York Giants
DE Chaz Sutton (UFA) – South Carolina '14 – Tampa Bay Buccaneers

PLAYING CAREER

A four-year letterwinner in football and a 1979 graduate of Lenoir-Rhyne.

PERSONAL INFORMATION

Birthdate: Aug. 10, 1957

Hometown: Hickory, N.C.

Education: 1979 – Bachelor's degree (Lenoir-Rhyne); 1985 – Master's degree (Appalachian State)

Family: He and his wife, Laura, have two grown children and one grandchild.

BOWL GAMES AS A COACH

1995: Carquest

2000: Citrus

2001: Silicon Valley

2004: Continental Tire

2006: Liberty

2009: Outback

2010: Papajohns.com

2010: Chick-fil-A

2012: Capital One

2013: Outback



Chris LEAK
WIDE RECEIVERS
1st Year

COACHING EXPERIENCE

2014 **FLORIDA** Wide Receivers
 2013 **FLORIDA** Graduate Assistant

- Joined the Florida coaching staff prior to the 2013 season as a graduate assistant.
- Assisted with the quarterbacks in 2013, a group that saw three different quarterbacks start multiple games on the season.
- For the season, Florida's quarterbacks completed 64.0 percent of its passes, sixth-best in school history.
- Following his playing career, he spent time as a host on SiriusXM College Sports Coast-to-Coast during the 2012 football season.

PLAYING CAREER

Leak started 33 games at quarterback in his career at Florida, leading the Gators to an SEC title and BCS National Championship in 2006. He finished his career as UF's all-time passing leader (11,213 yards) and threw for 88 touchdowns, second-most in school history. Leak was also a finalist for the Draddy Trophy ("Academic Heisman"), was named the Outstanding Male Leader for his graduating class and was an active member of the Goodwill Gators Program. Following his collegiate career, he played in the Canadian Football League for three seasons, winning the 2009 Grey Cup, and spent one season in the Arena Football League.

PERSONAL INFORMATION

Birthdate: May 5, 1985
 Hometown: Charlotte, N.C.
 Education: 2006 - Bachelor's Degree in sociology from Florida
 Family: He and his wife, Latria, have one daughter, Trinity.

BOWL GAMES AS A PLAYER

2004: Outback
 2004: Chick-fil-A
 2006: Outback
 2007: BCS National Championship



Derek LEWIS

TIGHT ENDS

4th Year

- Has seven years experience coaching the tight end position and 10 years experience coaching at the college level.
- In 2012, he tutored first-team All-SEC selection Jordan Reed, who led the team with 45 catches for 559 yards. He also added three touchdowns. Reed ranked ninth nationally in catches by a tight end and 13th in receiving yards by a tight end.
- In 2011, led a tight end group that totaled 47 catches for 584 yards (12.4 ypc) and three touchdowns. Reed finished second on the team with 28 catches and third on the team with 307 receiving yards. True freshman tight end A.C. Leonard had eight catches for 99 yards in his first collegiate season.
- Tutored Minnesota's Nick Tow-Arnett to an All-Big Ten Honorable Mention selection following the 2009 season after Tow-Arnett finished second on the team with 37 receptions for 505 yards and three touchdowns. As a group, Gopher tight ends in 2009 averaged over 13 yards per reception.
- Tight ends were also a prominent part of the Gopher offense in 2008, as the group hauled in 46 receptions for 542 yards and three TDs, averaging 11.8 yards per reception. Jack Simmons was second on the team in receptions with 36 and was recognized by the Big Ten as an Honorable Mention selection.
- Minnesota's tight ends accounted for 30 receptions and 351 yards in 2007, part of the second-best single-season passing mark (2,949 yards) in school history.
- From 2005-06, Lewis worked at Texas as a graduate assistant, where he was part of the staff that captured the 2005 BCS National Title. He also coached TE David Thomas, who owns UT career records for receptions, receiving yards and touchdowns by a tight end, in addition to the Texas single-game record for receptions by a tight end (10, 2006 Rose Bowl).

PROMINENT PLAYERS COACHED

FLORIDA

TE JORDAN REED – Earned first-team All-SEC honors from the Associated Press and second-team honors by the league's coaches. Florida's leading receiver his last two seasons in 2011 and 2012, totaled 79 catches for 945 yards with six touchdowns. Declared early for the 2013 NFL Draft and was selected in the third round by the Washington Redskins.

MINNESOTA

TE NICK TOW-ARNETT – Earned All-Big Ten Honorable Mention as Minnesota's second-leading receiver in 2009.

TEXAS

TE DAVID THOMAS – Completed his college career as the most prolific receiving tight end in University of Texas history and set the school's all-time career records for receptions by a tight end (98), receiving yards by a tight end (1,367) and touchdown receptions by a tight end (15). The New England Patriots selected him in the third round of the 2006 NFL Draft.

NFL PLAYERS (Round Drafted)

TE David Thomas (3rd) – Texas '06 – New England Patriots

TE Nick Tow-Arnett (UFA) – Minnesota '10 – Seattle Seahawks

TE Jordan Reed (3rd) – Florida '13 – Washington Redskins

PLAYING CAREER

While with the Longhorns, Lewis was a solid four-year receiving tight end who started 16 career games. He played in three bowl games (1995 Sugar Bowl; 1997 Fiesta Bowl; 1999 Cotton Bowl) and was a member of two conference championship teams (1995 SWC; 1996 Big 12). Lewis was voted 1998 first-team All-Big 12 by conference coaches after being named third-team All-Big 12 in 1997. Lewis hauled in 18 catches for 236 yards and six touchdowns in a senior campaign that was highlighted by his 61-yard reception on fourth and inches that helped seal the 1996 Big 12 Championship game for Texas. He finished his career ranked third all-time at Texas in TDs by a tight end (8), ranked fifth in career receptions by a tight end (47), and ranked seventh on the school's chart for receiving yards by a tight end (551). He spent two seasons as a member of the St. Louis Rams (1999-2000) and was part of the Super Bowl XXXIV championship team.

COACHING EXPERIENCE

2011-14 **FLORIDA** Tight Ends

2007-10 **MINNESOTA** Tight Ends/
Assistant Special Teams

2007 **NORTH TEXAS** Defensive Ends

2005-06 **TEXAS** Graduate Assistant

PERSONAL INFORMATION

Birthdate: April 3, 1977

Hometown: New Orleans, La.

Education: 1998 – Bachelor's Degree in Kinesiology from University of Texas

Family: He and his wife, Adonis, have one son, Myles.

BOWL GAMES AS A COACH

2006: Rose (BCS National Championship Game)

2006: Alamo

2008: Insight

2009: Insight

2012: Gator

2013: Sugar

BOWL GAMES AS A PLAYER

1995: Sugar

1997: Fiesta

1999: Cotton



Travaris ROBINSON
DEFENSIVE BACKS
4th Year

COACHING EXPERIENCE

2011-14	FLORIDA Defensive Backs
2010	TEXAS TECH Secondary
2009	SOUTHERN MISS Cornerbacks
2008	WESTERN KENTUCKY Defensive Backs
2007	AUBURN Graduate Asst.
2006	AUBURN Student Asst.

- Robinson coached a talented secondary in 2013, which allowed just nine passing touchdowns the entire season -- second-fewest in the nation.
- The Gators' pass defense ranked first in the SEC in 2013 (171.8 ypg) and seventh in the nation. UF's pass efficiency defense, a 107.2 opponent QB rating, also led the SEC while ranking eighth nationally.
- Coached freshman Vernon Hargreaves III during an outstanding rookie campaign that saw him earn First-Team All-SEC honors and Third-Team All-American Honors. He tied the UF freshman record with 11 pass breakups and intercepted three passes.
- Led a secondary that was one of the best in the nation in 2012, ranking No. 2 in pass efficiency defense (95.55) and allowing just seven touchdown passes, the second-fewest in the nation.
- Florida had 20 interceptions on the season, tied for the 10th-most in school history and seventh nationally in 2012.
- Tutored first-team All-America safety Matt Elam, who totaled 76 tackles, 11.0 tackles-for-loss and four interceptions. Also coached safety Josh Evans, who led the team with 83 tackles in 2012.
- Coached cornerback Marcus Roberson, who earned second team All-SEC honors and totaled 12 pass breakups in 2012, tied for the sixth-most in a single season in UF history and the most since Joe Haden had 12 in the 2008 season.
- In 2011, guided a UF secondary that ranked seventh in the nation in pass defense (166.8 yds/game). Overall, the Gator defense ranked eighth nationally in total defense (299.5 yds/game) and second in third-down defense (27.12 percent).
- Helped Texas Tech to a TicketCity Bowl victory over Northwestern in 2010, finishing the season with an 8-5 record while two of his defensive backs (Cody Davis, D.J. Johnson) were awarded 2010 All-Big 12 Honorable Mention recognition along with a third (Jarvis Phillips) earning Freshman All-American Honorable Mention from CollegeFootballNews.com.
- His 2009 Southern Miss squad finished in the top four in Conference USA in pass efficiency defense (130.7), interceptions (12) and yards per pass attempt (7.06) and he coached First Team All-C-USA selection DB Eddie Hicks.
- Served his first season as a full-time assistant coach with Western Kentucky in 2008 and assisted DB Ryan Beard in being named to the Rivals.com Sun Belt Conference All-Freshman team.
- During his 2006 season as a staff assistant at Auburn, the Tigers posted an 11-2 record and won the Cotton Bowl while reaching a national ranking as high as No. 2.
- After earning his degree, he remained with Auburn for 2007 as a graduate assistant, assisting with all aspects of the defense.
- Worked under Will Muschamp for his two seasons with the Auburn program.

PROMINENT PLAYERS COACHED

FLORIDA

DB MATT ELAM – Earned first-team All-America honors from the Associated Press, SI.com and Sporting News as well as first-team All-SEC honors. Totalled 176 tackles, 23.5 tackles-for-loss, 13 pass breakups, six interceptions and five sacks in his career. Declared for the 2013 NFL Draft and was selected in the first round by the Baltimore Ravens.

SOUTHERN MISS

DB EDDIE HICKS – Selected First-team All-Conference USA in 2009, as he snared a team-high five interceptions and registered 64 tackles.

AUBURN

CB DAVID IRONS – Was twice named to the All-SEC Second Team before being drafted in the sixth round of the 2007 NFL Draft by the Atlanta Falcons.

CB PATRICK LEE – Became a full-time starter in 2007 and subsequently tallied 55 tackles and four interceptions. Lee would later be selected in the second round (60th overall) of the 2008 NFL Draft by the Green Bay Packers.

CB WALTER MCFADDEN – Named Second Team All-SEC in 2009 after picking off six passes and collecting 46 tackles. McFadden was chosen in the fifth round of the 2009 NFL Draft by the Oakland Raiders.

CB JERRAUD POWERS – A Coaches' Freshman All-SEC recipient who finished his career making 136 tackles and six interceptions before forgoing his senior year to enter the NFL Draft, where he was selected in the third round by the Indianapolis Colts.

CB JONATHAN WILHITE – In his three seasons at Auburn, recorded 101 tackles (77 solo), three interceptions and broke up 14 passes. Wilhite was selected in the fourth round of the 2008 NFL Draft by the New England Patriots.

NFL PLAYERS (Round Drafted)

CB David Irons (6th) – Auburn '06 – Atlanta Falcons
CB Patrick Lee (2nd) – Auburn '07 – Green Bay Packers
CB Jonathan Wilhite (4th) – Auburn '07 – New England Patriots
CB Jerraud Powers (3rd) – Auburn '08 – Indianapolis Colts
CB Walter McFadden (5th) – Auburn '09 – Oakland Raiders
S Matt Elam (1st) – Florida '13 – Baltimore Ravens
S Josh Evans (6th) – Florida '13 – Jacksonville Jaguars
CB Jaylen Watkins (4th) – Florida '14 – Philadelphia Eagles
CB Loucheiz Purifoy (UFA) – Florida '14 – Indianapolis Colts
CB Marcus Roberson (UFA) – Florida '14 – St. Louis Rams

PLAYING CAREER

A four-year letterwinner at Auburn from 1999-2002, Robinson played in 48 career games and helped the team win or share three-straight SEC Western Division crowns. Auburn went 30-19 (.612) overall during Robinson's career and finished in the top 20 following his senior season. He earned AP first-team All-SEC honors as a senior, tallying 92 total tackles, four interceptions and three pass breakups. He played two seasons in the NFL with the Atlanta Falcons and Tampa Bay Buccaneers.

PERSONAL INFORMATION

Birthdate: September 21, 1981

Hometown: Miami, Fla.

Education: 2007 - Bachelor's Degree from Auburn

Family: Has a daughter, Jordyn.

BOWL GAMES AS A COACH

2007: Chick-fil-A

2008: Cotton

2009: New Orleans

2011: TicketCity

2012: Gator

2013: Sugar

BOWL GAMES AS A PLAYER

2001: Citrus

2001: Peach

2003: Capital One



Kurt ROPER
OFFENSIVE COORDINATOR
QUARTERBACKS
1st Year

- Joined the Florida staff in the spring of 2014 after spending six seasons at Duke as the Offensive Coordinator and Quarterbacks coach.
- A coaching veteran who has mentored a trio of 3,000-yard passers.
- At Duke, broke over 100 offensive records and 8 ACC records in his time as offensive coordinator.
- Duke enjoyed a record-setting season in 2013, as the Blue Devils won a school-record 10 games en route to winning the ACC's Coastal Division championship for the first time since the league went to divisional play in 2005.
- The Blue Devils thrived in 2013, setting the school record for total touchdowns (54) while becoming the first squad in program history to post 20+ rushing and 20+ passing touchdowns in the same season.
- Under Roper's watch, quarterback Brandon Connette became the school's all-time leader in rushing touchdowns, while fellow signal-caller Anthony Boone set the Duke record for most winning starts by a QB to open a career with 10.
- Wideout Jamison Crowder, a first-team All-ACC selection in 2013, established school single-season records for pass receptions (108) and receiving yardage (1,360) with still one contest remaining.
- In 2012, Roper directed the Duke offense to a school single-season record 410 points and 31.5 points per game, marking the fifth-highest average in school history.
- All-ACC wide receivers Crowder (76 receptions, 1,074 yards, 8 touchdowns) and Conner Vernon (85-1,074-8) established a conference record for most combined catches while becoming just the second pair in league history to post over 1,000 receiving yards in the same season.
- Quarterback Sean Renfree threw for over 3,000 yards and finished his career ranked among the ACC's all-time leaders in passing yardage (7th; 9,465), pass completions (3rd; 898), 300-yard passing games (4th; 11) and completion percentage (6th; .647).
- Under Roper's guidance in 2011, the Blue Devils ranked second in the ACC in passing offense as Vernon became the first player in league history to post multiple seasons with 70-plus receptions. In addition, wideout Donovan Varner eclipsed the school's all-time catch record while Duke rushed for 19 touchdowns, matching the program's highest output since 1995.
- In 2010, Duke averaged 381.3 yards per game, the program's highest total since 1989. Renfree became just the fourth player in Duke's history to throw for more than 3,000 yards in a season, and Vernon was an All-ACC pick after catching 73 passes.
- Connette set a school record for rushing TDs by a freshman with eight, while Duke had five players with 30 or more receptions for just the second time in school history.
- In 2008-09, Roper directed two-time All-ACC quarterback Thaddeus Lewis, who finished his career as the school's all-time leader in pass attempts (1,510), pass completions (877), passing yards (10,065) and passing touchdowns (67). One of just two players in ACC history to throw for more than 10,000

yards in a career, Lewis led the ACC in total offense in 2009 while throwing for 3,330 yards and 20 TDs.

- Roper came to Duke after serving the 2006 and 2007 seasons at Tennessee, where he coached the running backs. The Vols produced 19 wins in two years with one SEC Eastern Division crown and a pair of Outback Bowl berths.
- Tennessee's rushing attack in 2007 was featured by Arian Foster, who gained 1,193 yards on 245 carries while scoring 12 touchdowns on the ground. Foster went on to lead the NFL in rushing in 2010.
- In 2005, Roper coached the quarterbacks at Kentucky under Rich Brooks.
- Roper followed current Duke head coach David Cutcliffe from Tennessee to Ole Miss and spent six years in Oxford as the Rebels went 44-29 with four bowl game victories.
- Ole Miss enjoyed one of its finest seasons in school history in 2003, when the Rebels went 10-3, captured a share of the SEC Western Division title and defeated Oklahoma State, 31-28, in the Cotton Bowl.
- While with Ole Miss, Roper coached the quarterbacks all six years and added the responsibility of passing game coordinator for his final three seasons. Among his pupils was record-setting, All-America signal-caller Eli Manning, the 2003 SEC Player of the Year who was the number one overall pick in the 2004 NFL Draft.
- Roper got his start in coaching at Tennessee, serving as a graduate assistant coach from 1996-98 while working with the Volunteer defensive and special teams' units.
- While at Tennessee, Roper helped coach All-SEC defensive backs Terry Fair (1996 & 1997) and Dwayne Goodrich (1998) and two-time All-SEC placekicker Jeff Hall (1996 & 1998).

PROMINENT PLAYERS COACHED

DUKE

QB BRANDON CONNETTE – Became the school's all-time leader in rushing touchdowns. Set a school record for rushing touchdowns as freshman with eight in 2010.

WR JAMISON CROWDER – A first-team All-ACC selection in 2013, he established school single-season records for pass receptions (108) and receiving yardage (1,360).

QB SEAN RENFREE – Threw for over 3,000 yards in 2012 and finished his career ranked among the ACC's all-time leaders in passing yardage (7th; 9,465), pass completions (3rd; 898), 300-yard passing games (4th; 11) and completion percentage (6th; .647).

QB THADDEUS LEWIS – Finished his career as the school's all-time leader in pass attempts (1,510), pass completions (877), passing yards (10,065) and passing touchdowns (67). One of just two players in ACC history to throw for more than 10,000 yards in a career, Lewis led the ACC in total offense in 2009 while throwing for 3,330 yards and 20 TDs.

COACHING EXPERIENCE

2014	FLORIDA Offensive Coord./Quarterbacks	2002-04	OLE MISS Passing Game Coord./Quarterbacks
2013	DUKE Asst. Head Coach/ Offensive Coord./Quarterbacks	1998-01	OLE MISS Quarterbacks
2008-12	DUKE Offensive Coord./Quarterbacks	1996-98	TENNESSEE Graduate Assistant, Defense and Special Teams
2006-07	TENNESSEE Running Backs		
2005	KENTUCKY Quarterbacks		

TENNESSEE

RB ARIAN FOSTER – Gained 1,193 yards on 245 carries for the Vols in 2007, while scoring 12 touchdowns on the ground. Foster went on to lead the NFL in rushing in 2010 and earn invitation to the 2011 Pro Bowl.

OLE MISS

QB ELI MANNING – As a senior, Manning won the Maxwell Award as the nation's top collegiate player, the Johnny Unitas Golden Arm Award as the nation's top senior quarterback and was chosen the SEC Offensive Player of the Year by The Associated Press and SEC Coaches. Manning was selected with the No. 1 pick in the 2004 NFL Draft by the San Diego Chargers and then traded to the New York Giants.

NFL PLAYERS (Round Drafted)

QB Eli Manning (1st) – Ole Miss '04 – San Diego Chargers
RB Arian Foster (UFA) – Tennessee '09 – Houston Texans
QB Thaddeus Lewis (UFA) – Duke '10 – St. Louis Rams
TE Cooper Helfet (UFA) – Duke '12 – Seattle Seahawks
QB Sean Renfree (7th) – Duke '13 – Atlanta Falcons
WR Conner Vernon (UFA) – Duke '13 – Oakland Raiders
RB Juwan Thompson (UFA) – Duke '14 – Denver Broncos

PLAYING CAREER

Earned three letters as a quarterback and defensive back at Rice (1991-94).

PERSONAL INFORMATION

Birthdate: July 25, 1972

Hometown: Ames, Iowa

Education: 1995 – Bachelor's Degree from Rice University;
1998 – Master's Degree from Tennessee

Family: He and his wife, Britt, have one daughter, Reese, and one son, Luke.

BOWL GAMES AS A COACH

1997: Florida Citrus
1998: Orange
1998: Independence
1999: Independence
2000: Music City
2002: Independence
2004: Cotton
2007: Outback
2008: Outback
2012: Belk
2012: Chick-fil-A



Mike SUMMERS
OFFENSIVE LINE
1st Year

COACHING EXPERIENCE

2014	FLORIDA Offensive Line	1996-99	UNIV. OF THE SOUTH Asst. Head Coach/ Offensive Coord.
2013	USC Run Game Coord./O-Line	1992-95	OREGON ST. Asst. Head Coach/ Offensive Coord.
2010-12	KENTUCKY Run Game Coord./O-Line	1991	OREGON ST. Asst. Head Coach/ Offensive Coord./Recruiting Coord.
2008-09	ARKANSAS Asst. Head Coach/O-Line	1985-90	NORTHERN ILLINOIS Offensive Coord.
2007	ATLANTA FALCONS O-Line	1982-84	TEXAS A&M O-Line Graduate Asst.
2003-06	LOUISVILLE O-Line	1980-81	KENTUCKY O-Line Graduate Asst.
2001-02	OHIO O-Line		
2000	OKLAHOMA ST. Tight Ends/ Recruiting Coord.		

- Has 34 years of coaching experience, primarily coaching the offensive line, and also spending 15 years as an offensive coordinator.
- Spent one season at USC as the Run Game Coordinator and Offensive Line Coach, helping the Trojans to a 10-4 season and victory in the Las Vegas Bowl. USC finished the season ranked 19th in the polls.
- For three seasons (2010-12), Summers served as the run game coordinator and offensive line coach at Kentucky – under head coach Joker Phillips, who is also now on the UF staff.
- The 2012 Kentucky team averaged nearly 140 rushing yards despite an injury-plagued offensive line, while the 2010 offense averaged 6.1 yards per play behind a line that returned just one starter.
- Spent two seasons at Arkansas (2008-09) as the assistant head coach and offensive line coach. The Razorbacks led the Southeastern Conference in scoring in 2009 and won the 2010 AutoZone Liberty Bowl.
- Coached center Jonathan Luigs, 2007 Rimington Trophy winner, and Mitch Petrus, a 2009 First-Team All-SEC selection – both of whom went on to play in the NFL.
- Helped lead one of the nation's most prolific offenses at Louisville. In 2006, his line helped the Cardinals rank second nationally in total offense (475.3), seventh in passing (290.0) and 12th in rushing (185.3).
- Three of his linemen (Renardo Foster, Kurt Quarterman and George Bussey) were All-Big East first-team picks.
- The 2004 line helped the Louisville offense set school records with 6,468 total yards, 3,005 rushing yards, 597 points and 47 rushing TDs. The Cardinals led the nation in both total offense (539.0) and scoring offense (49.8).
- In 2003, the Cards set a then-school rushing record while ranking fifth nationally in total offense (488.9) and 10th in rushing offense (228.2).
- Two offensive linemen, Jason Spitz and Travis Leffew, were All-Conference USA first-team in 2004 and All-Big East first team in 2005. Foster, Quarterman, Bussey, Spitz, Leffew and center Eric Wood all made NFL rosters, with Wood being selected in the first round.
- During his tenure, Louisville won the 2004 Conference USA Championship and 2006 Big East title, and played in the 2007 Orange Bowl, 2006 Gator Bowl, 2004 Liberty Bowl and 2003 GMAC Bowl. The 2004 and 2006 Cardinal teams both finished ranked No. 6 by the Associated Press.
- Spent two seasons at Ohio (2001-02) as the offensive line coach. The Bobcats ranked sixth nationally in rushing offense (240.1 ypg) in 2001 and eighth in 2002 (239.8 ypg).
- The assistant head coach and offensive coordinator at the University of the South for four seasons (1996-99), where he produced top-five ranked rushing and total offenses in the conference.
- The assistant head coach and offensive coordinator at Oregon State (1991-95) for five seasons. The Beavers led the Pac-10 in rushing his final four seasons. He was named the league's top "Offensive Backfield Coach" in 1993.

- While offensive coordinator at Northern Illinois for six seasons (1985-90), his offense established 51 school records and seven NCAA marks.

PROMINENT PLAYERS COACHED ARKANSAS

OL JONATHAN LUIGS – 2007 All-American and winner of the 2007 Rimington Trophy. Three-time All-SEC selection and co-recipient of the 2007 Jacobs Blocking Trophy. Named to Arkansas' 2000-09 All-Decade Team. Drafted in the fourth round by the Cincinnati Bengals.

OL MITCH PETRUS – Two-time All-SEC selection, including a First Team pick in 2009. Named to Arkansas' 2000-09 All-Decade Team.

LOUISVILLE

OL TRAVIS LEFFEW – Third Team All-American in 2004 and First Team All-Conference USA the same year. Second Team All-CUSA in 2003.

OL KURT QUARTERMAN – Honorable Mention All-American in 2006 and First Team All-Big East the same year.

OL ERIC WOOD – Freshman All-American in 2005 and Second Team All-Big East in 2006. First Team All-Big East in both 2007 and 2008. Drafted in the first round of the 2009 NFL Draft by the Buffalo Bills.

NORTHERN ILLINOIS

OL TED KARAMANOS – Named an AP Honorable Mention All-American in 1987 and was NIU's MVP the same year.

OL TODD PEAT – Named AP Honorable Mention All-American in 1985 as well as First Team All-MAC. In 1986, was selected as an AP Third Team All-American. Member of the NFL's All-Rookie Team in 1987.

QB STACEY ROBINSON – Honorable Mention All-American in 1989 and 1990. Rushed for an NCAA record 308 yards against Fresno State in 1990, the most-ever at the time by a quarterback in a single game.

OREGON STATE

OL FLETCHER KEISTER – Team Co-Captain and named First Team All-Pac-10 in 1992 as well as a Third Team AP All-American. Also named the team's MVP for the season.

NFL PLAYERS (Round Drafted)

WR Curt Partridge (6th) – Northern Illinois '86 – San Diego Chargers
OL Todd Peat (11th) – Northern Illinois '87 – St. Louis Cardinals
OL Dan Graham (UFA) – Northern Illinois '88 – Tampa Bay Bucs
OL Ted Karamanos (UFA) – Northern Illinois '88 – Washington Redskins
OL Fletcher Keister (UFA) – Oregon State '93 – Houston Oilers
OL Ali Kalaniyualu (3rd) – Oregon State '94 – Atlanta Falcons
OL Jason Spitz (3rd) – Louisville '06 – Green Bay Packers
OL Travis Leffew (UFA) – Louisville '07 – Kansas City Chiefs
OL Kurt Quarterman (UFA) – Louisville '07 – Atlanta Falcons
OL Breno Giacomini (5th) – Louisville '08 – Green Bay Packers
OL George Bussey (5th) – Louisville '09 – Green Bay Packers
OL Eric Wood (1st) – Louisville '09 – Buffalo Bills
OL Jonathan Luigs (4th) – Arkansas '09 – Cincinnati Bengals
OL Mitch Petrus (5th) – Arkansas '10 – New York Giants
OL Larry Warford (3rd) – Kentucky '13 – Detroit Lions
OL Marcus Martin (3rd) – USC '14 – San Francisco 49ers
OL Kevin Graf (UFA) – USC '14 – Philadelphia Eagles

PLAYING CAREER

Summers played defensive back at Georgetown (Ky.) College after playing high school football at Tates Creek High in Lexington, Ky.

PERSONAL INFORMATION

Birthdate: June 16, 1956

Hometown: Lexington, Ky.

Education: 1978 – Bachelor's Degree in business administration from Georgetown (Ky.) College; 1980 – Graduate degree from Kentucky

Family: He and his wife, Kathy, have one daughter, Amy.

BOWL GAMES AS A COACH

2007: Chick-fil-A
2008: Cotton
2009: New Orleans
2011: TicketCity
2012: Gator
2013: Sugar

BOWL GAMES AS A PLAYER

2003: GMAC
2004: Liberty
2005: Gator
2006: Orange
2009: Liberty
2010: Compass
2013: Las Vegas



Brian WHITE
RUNNING BACKS
 6th Year

- A 28-year coaching veteran and 2004 winner of the American Football Coaches Association (AFCA) Division I Assistant Coach of the Year. Has coached in 16 bowl games and served on coaching staffs that have won a national title and two league championships.
- White coached freshman Kelvin Taylor to an All-SEC Freshman Team selection in 2013. Taylor totaled 508 rushing yards and scored four touchdowns in his first season as a Gator.
- Three UF running backs totaled over 300 yards in 2013 -- Mack Brown (543), Taylor (508) and Matt Jones (339).
- In 2012, coached a rushing attack that ranked third in the SEC, averaging 188 yards per game. Coached senior Mike Gillislee to the first 1,000-yard season at Florida since 2004 and just the 10th all-time. Gillislee earned first-team All-SEC honors in his only year as a starting tailback.
- In 2012, the running backs totaled 1,755 yards and averaged 4.9 yards per carry with 15 touchdowns.
- Served as the Interim Offensive Coordinator during the victory over Ohio State in the 2012 Gator Bowl. White was appointed that title after the departure of Charlie Weis in December.
- In 2011, Led a running back group that totaled 2,040 rushing yards on 392 carries (5.2 yards per carry) and 15 rushing touchdowns while transitioning to a pro-style offense.
- One of two assistant coaches, along with D.J. Durkin, retained by Will Muschamp from Urban Meyer's 2010 staff.
- Following the 2010 season, shifted from tight ends coach to running backs coach.
- In his first year at Florida, guided 2009 John Mackey Award winner Aaron Hernandez, who became the first Gator and first player from the SEC to receive the honor bestowed to the nation's top tight end. Hernandez's 68 receptions in 2009 ranked first among the nation's tight ends and set a new UF single-season record for tight ends.
- During his 11-year tenure at Wisconsin, he mentored 1999 Heisman Trophy winner Ron Dayne, 2001 NFL first-round draft choice Michael Bennett, 2001 Big Ten Freshman of the Year Anthony Davis and 2006 Capital One Bowl Most Valuable Player Brian Calhoun.
- In his first year as offensive coordinator in 1999, the Badgers set a school record and finished 10th nationally in scoring (34.1 pts/game). The next season, Bennett was the third-leading rusher in Division I-A and the Badgers had a school-record six 200-yard passing games.
- In 2004, White was named the AFCA Division I Assistant Coach of the Year while at Wisconsin.
- In 2001, UW quarterbacks Brooks Bollinger and Jim Sorgi each threw for more than 1,000 yards, while Davis was fifth in the nation in rushing and wide receiver Lee Evans set the Big Ten record for receiving yards in a season.
- During each of his first eight years, White helped the Badgers produce a 1,000-yard rusher.
- He served as the running backs coach during the Badgers' 1998 Big Ten championship season and was the offensive coordinator the next year when UW repeated as Big Ten champions.

- Was the passing game coordinator and wide receivers coach for UNLV in 1994 when the Rebels owned the nation's 14th-best passing offense (265 yds/game).
- In 1993, during his stint at Nevada, the Wolf Pack led the nation in total offense (582.7 yards per game) and passing offense (401 yds/game).
- Was a graduate assistant for the 1988 Notre Dame team that won the National Championship.

PROMINENT PLAYERS COACHED

FLORIDA

- RB JEFF DEMPS* – Had 2,470 career rushing yards, good enough for eighth in school history. Demps, who was a national champion sprinter, had the highest yard per carry average (6.7) at UF since 1996 among players who had at least 350 attempts.
- RB MIKE GILLISLEE* – In his one year as the starter in 2012, Gillislee rushed for 1,152 yards, seventh-most in a single season in UF history, and became the first 1,000-yard rusher since 2004 and just the eighth UF player all-time to rush for 1,000 yards. Named first team All-SEC and was selected in the fifth round of the 2013 NFL Draft by the Miami Dolphins.
- RB CHRIS RAINEY* – As a senior, Rainey was named to the All-SEC First Team as an all-purpose performer. During the 2011 season, Rainey became the only player in school history to lead the team in rushing yards, receptions, punt return yards and all-purpose yards. He finished his career ranked ninth in UF history with 2,464 rushing yards.

WISCONSIN

- RB BRIAN CALHOUN* – Named first team All-Big Ten in 2005 after rushing for 1,728 yards and 22 touchdowns.
- RB ANTHONY DAVIS* – Big Ten Freshman of the Year in 2001 as well as All-Big Ten in 2001.
- RB RON DAYNE* – 1999 Heisman Trophy Winner that set an NCAA record for career rushing yards. Dayne had 1,220 career carries and gained 1,863 yards as a freshman, 1,421 as a sophomore, 1,325 as a junior, and 1,834 as a senior. Dayne ended his career with 6,397 rushing yards, eclipsing Ricky Williams' (Texas) record. Dayne was inducted into the College Football Hall of Fame in the 2013 class.
- WR LEE EVANS* – Set the Big Ten record for receiving yards in 2001 and was a first-team All-Big Ten team selection in 2001 and 2003.

NFL PLAYERS (Round Drafted)

- RB Ron Dayne (1st) – Wisconsin '00 – New York Giants
 RB Michael Bennett (1st) – Wisconsin '01 – Minnesota Vikings
 WR Lee Evans (1st) – Wisconsin '04 – Buffalo Bills
 RB Anthony Davis (7th) – Wisconsin '05 – Indianapolis Colts
 RB Brian Calhoun (3rd) – Wisconsin '06 – Detroit Lions
 TE Aaron Hernandez (4th) – Florida '10 – New England Patriots
 RB Chris Rainey (5th) – Florida '12 – Pittsburgh Steelers
 RB Jeff Demps (UFA) – Florida '12 – New England Patriots
 RB Mike Gillislee (5th) – Florida '13 – Miami Dolphins

COACHING EXPERIENCE

2011-14	FLORIDA Running Backs	1994	UNLV Passing Game Coord./ Wide Receivers
2009-10	FLORIDA Tight Ends/Fullbacks	1993	NEVADA Wide Receivers
2008	WASHINGTON Special Teams Coord./ Tight Ends	1991-92	UNLV Running Backs
2006-07	SYRACUSE Offensive Coord./Tight Ends	1990	UNLV Quarterbacks
1999-06	WISCONSIN Offensive Coord./ Running Backs	1988-89	NOTRE DAME Graduate Asst.
1995-98	WISCONSIN Running Backs	1986-87	FORDHAM Graduate Asst.

PLAYING CAREER

Was a two-year letterman as starting quarterback for Harvard (1985-86).

PERSONAL INFORMATION

Birthdate: July 2, 1964

Hometown: Groveland, Mass.

Education: 1986 – Bachelor's Degree in History from Harvard University; 1987 – Master's Degree in Communications from Fordham University; 1990 – Master's Degree in Business Administration (Finance) from the University of Notre Dame

Family: He and his wife, Salli, have one daughter, Cassidy, and one son, Jackson.

BOWL GAMES AS A COACH

- 1989: Fiesta
 1990: Orange
 1994: Las Vegas
 1996: Copper
 1998: Outback
 1999: Rose
 2000: Rose
 2002: Alamo
 2003: Music City
 2005: Outback
 2006: Capital One
 2010: Sugar
 2011: Outback
 2012: Gator
 2013: Sugar



Jeff DILLMAN
DIRECTOR OF STRENGTH & CONDITIONING
3rd Year

EXPERIENCE

2012-14 **FLORIDA** Director of Strength & Conditioning
 2009-11 **IMG PERFORMANCE INSTITUTE** Head of Physical Conditioning
 2006-09 **APPALACHIAN STATE** Director of Strength & Conditioning
 2003-06 **LSU** Assistant Strength & Conditioning Coach
 2001-03 **LOUISIANA-MONROE** Assistant Strength & Conditioning Coach

Dillman was named the Director of Strength & Conditioning for the University of Florida Athletic program in January of 2012. He came to UF after serving as the Head of Physical Conditioning at the IMG Performance Institute in Bradenton, Fla., for three years. No stranger to a championship culture on the gridiron, he oversaw back-to-back national titles as the Director of Strength & Conditioning at Appalachian State in 2006 and 2007 and also served on the staff at LSU for its SEC and BCS Championships in 2003.

As the Head of Physical Conditioning at IMG Academies, Dillman oversaw the strength and conditioning programs for all youth, adult, collegiate and professional athletes who trained at the Academy, including NBA and NFL offseason workouts, NFL Combine training and the Madden Football

Academy. Prior to his time at IMG, Dillman was the Director of Strength & Conditioning at his alma mater, Appalachian State University. He has also served as an Assistant Director of Strength & Conditioning at LSU and Louisiana-Monroe.

A native of Rockingham, N.C., Dillman was a football letterman at Elon College before he transferred to Appalachian State, where he completed his football eligibility. He earned a bachelor's degree in Exercise Science.

Dillman first worked as an Assistant Strength & Conditioning Coach at Louisiana-Monroe beginning in 2001, working with nine different teams over his tenure with the Warhawks. In 2003, he was hired as an Assistant Strength & Conditioning Coach at LSU and helped the Tigers to several

notable achievements, including an SEC and BCS National Championship for the football team, Final Four appearances for both the men's and women's basketball teams and a College World Series trip for the baseball team. He also worked with men's and women's tennis and gymnastics.

In 2006, when his alma mater had a position open for the head strength and conditioning position, Dillman jumped at the opportunity. He helped the football program to two-straight Division I-AA national championships and the historic upset of No. 5-ranked Michigan in 2007.

Dillman is a member of the Collegiate Strength & Conditioning Coaches Association and the American Football Coaches Association.

FOOTBALL SUPPORT STAFF

FOOTBALL ADMINISTRATION

Christine Brown – Assistant Director of Football Operations/ Recruiting
 Casey Callahan – Staff Assistant
 Drew Hughes – Director of Player Personnel
 Terry Jackson – Director of Player/Community Relations
 Jason Latimer – Director of External Communications
 Saphira Lazarre – Staff Assistant
 Ryan Magee – Staff Assistant
 Nancy Scarborough – Executive Assistant to Head Coach
 George Wynn – Assistant Athletics Director for Football Operations

VIDEO

Matt Haron – Coordinator, Football Video
 Reuel Joaquin – Assistant Director, Football Video

EQUIPMENT

Jeff McGrew – Head Football Equipment Manager
 Mike Knowles – Assistant Equipment Manager
 Joey Galioto – Post Graduate Intern
 Mike Finney – Equipment Room Intern
 Student Managers – Farhaan Anjum, Kyle Courchene, Mike Fitzpatrick, Jordan Kidder, Thurman Morris, Briggs Noun, Matt Schlee, Clay Slentz, Andrew Straitt, Michael Hutchison, Harrison Bidwell, Erik Reyes, Nick Consalvo, Jacob Gabriel, Stephen Zelin

SPORTS HEALTH

Randy Caton, DMD – Oral Surgeon
 Dr. Jay Clugston – Team Physician
 Dr. Katie Edenfield – Team Physician
 Dr. Kevin Farmer – Team Physician
 Kristin Farrell – Assistant Athletic Trainer, Football
 Kelsee Gomes – Nutrition Coordinator
 Marty Huegel – Physical Therapist
 Ben Morale – Graduate Assistant Athletic Trainer, Football & Men's Golf
 Dr. Mike Moser – Head Team Physician
 Dr. Guy Nicolette – Team Physician
 Chris Patrick – Assistant Athletic Director of Sports Health
 Ricky Ray – Massage Therapist
 Matt Redd – Assistant Athletic Trainer, Football
 Tim Shay – Physical Therapist
 Paul Silvestri – Associate Director of Sports Health/Head Athletic Trainer, Football
 Sarah Snyder – Director of Sports Nutrition
 Spencer Thomas – Assistant Athletic Trainer, Football
 Susan Tillman – Physical Therapist
 Dr. David West – Chiropractor

STRENGTH & CONDITIONING

Jesse Ackerman – Assistant Director
 Mark Campbell – Coordinator
 Jeff Dillman – Director of Strength & Conditioning
 Mike Peterson – Coordinator

COMMUNICATIONS

Dan Apple – Assistant Director
 Ryan Schmitz – Assistant Director
 Steve McClain – Senior Associate Athletic Director

OFFICE OF STUDENT LIFE

Keith Carodine, Ph.D. – Senior Associate Athletic Director, Academic Affairs
 Valerie Flournoy – Assistant Coordinator, Student Services
 Allison Forrest – Assistant Coordinator, Career Development
 Jackie Hensel – Coordinator for Student Services
 Ann Hughes – Assistant Director for Student Services
 Tony Meacham – Assistant Director of Academic Services
 Michelle Roberts – Learning Specialist
 Caleb Sorgius – Academic Counselor
 Jason Storch, Ph.D. – Assistant Director of Academic Services



Gideon AJAGBE

FULLBACK

Redshirt Senior

Height: 6-2

Weight: 234

Hometown: Coconut Grove, Fla.

Previous School: Ransom Everglades

25

2013: Moved from linebacker to fullback in the spring and saw a very successful transition... Played in all 12 games after making the position switch and started twice... In his first game at fullback, he caught two passes for 16 yards and his first career touchdown... **2012:** Did not appear in any games for Florida... **2011:** Appeared in four games as a redshirt sophomore, playing on special teams against UAB, Furman, Florida State and Ohio State... **2010:** Tore rotator cuff in preseason camp and did not play... Redshirted for the season.

PRIOR TO FLORIDA: A dual threat that played running back and linebacker at Ransom Everglades... During his senior season, rushed for 1,294 yards and 12 touchdowns on offense... Had 96 tackles, 17 pass deflections, seven sacks, five forced fumbles and four fumble recoveries on defense... Was an FSWA Second-Team All-State selection in 2008... Racked up 57 tackles, including nine TFL and two sacks on defense, and 1,354 yards rushing with 12 touchdowns offensively as a junior... Chose Florida over Florida State, Boston College, North Carolina, South Florida and UCF... Coached by David Hewett.

CAREER HIGHS Catches: 2 (Toledo, 2013)
Receiving Yards: 16 (Toledo, 2013)
Receiving TDs: 1 (Toledo, 2013)
Long Catch: 12 (Toledo, 2013)

2011 (4 GP/0 GS*)	Receiving				
	OPPONENT	No	Yds	Avg	TD
UAB - 9/10	0	0	0.0	0	0
Furman - 11/19	0	0	0.0	0	0
FSU - 11/26	0	0	0.0	0	0
vs. OSU - 1/2/12	0	0	0.0	0	0
2011 Totals	0	0	0.0	0	0

2012 (0 GP/0 GS*)	Receiving				
	OPPONENT	No	Yds	Avg	TD
*Toledo - 8/31	2	16	8.0	1	12
at #24 Miami - 9/7	1	7	7.0	0	7
Tenn - 9/21	0	0	0.0	0	0
at Kty - 9/28	0	0	0.0	0	0
*Ark - 10/5	0	0	0.0	0	0
at #10 LSU - 10/12	0	0	0.0	0	0
at #14 Mizzou - 10/19	0	0	0.0	0	0
vs. UGA - 11/2	0	0	0.0	0	0
Vandy - 11/9	0	0	0.0	0	0
at #11 SC - 11/16	1	5	5.0	0	5
GS - 11/23	0	0	0.0	0	0
#2 FSU - 11/30	0	0	0.0	0	0
2012 Totals	4	28	7.0	1	12

Career Totals	Receiving				
	No	Yds	Avg	TD	Lg
16 GP/2 GS	4	28	7.0	1	12



Raphael ANDRADES

WIDE RECEIVER

Junior

Height: 6-0

Weight: 198

Hometown: Tallahassee, Fla.

Previous School: Lincoln

86

2013: Played in just two games while dealing with injuries... Did not catch a pass... **2012:** Played in nine games during his first year on campus, starting three... Recorded two receptions for five yards on the year... Started the first game of his career versus Kentucky... Caught his first career pass against the Wildcats... Started against Vanderbilt and in the Sugar Bowl against Louisville.


PRIOR TO FLORIDA: Helped lead Lincoln to a 9-2 record as a senior and led the team in catches, receiving yards and receiving touchdowns as a junior and senior... Selected to the AP Class 7A All-State Second Team as a wide receiver... Named All-Big Bend first team as a junior and senior... Totaled 42 catches for 800 yards with a school-record 13 touchdowns as a senior... As a junior, helped the Lincoln Trojans win the FHSAA Class 4A State Championship and totaled 40 catches, 752 yards and 11 touchdowns... Chose Florida over Arkansas, Stanford and Vanderbilt among others... Coached by Yusuf Shakir... Former Gator wide receiver Jacquez Green served as Andrades' position coach in high school... Also a standout baseball player in high school and earned All-Big Bend first-team honors... Selected as an outfielder in the 36th round of the 2012 Major League Baseball First-Year Player Draft by the Kansas City Royals.

CAREER HIGHS Receptions: 1 (2x, last Vanderbilt, 2012)
Receiving Yards: 5 (Vanderbilt, 2012)
Longest Reception: 5 (Vanderbilt, 2012)

2012 (9 GP/3 GS*)	Receiving				
	OPPONENT	No	Yds	Avg	TD
*Kty - 9/22	1	0	0.0	0	0
#4 LSU - 10/6	0	0	0.0	0	0
*at Vandy - 10/13	1	5	5.0	0	5
#9 SC - 10/20	0	0	0.0	0	0
vs. #12 UGA - 10/27	0	0	0.0	0	0
Mizzou - 11/3	0	0	0.0	0	0
Louisiana - 11/10	0	0	0.0	0	0
at #10 FSU - 11/24	0	0	0.0	0	0
*#21 Louisville 1/2/13	0	0	0.0	0	0
2012 Totals	2	5	2.5	0	5

2013 (2 GP/0 GS*)	Receiving				
	OPPONENT	No	Yds	Avg	TD
Toledo - 8/31	0	0	0.0	0	0
Tenn - 9/21	0	0	0.0	0	0
2013 Totals	0	0	0.0	0	0

Career Totals	Receiving				
	No	Yds	Avg	TD	Lg
11 GP/3 GS	2	5	2.5	0	5



Alex ANZALONE

LINEBACKER

Sophomore
Height: 6-3
Weight: 236
Hometown: Wyomissing, Pa.
Previous School: Wyomissing Area

34

2013: Battled through several injuries as a true freshman to see action in 10 games on special teams and at linebacker... Totaled two tackles on the season.

PRIOR TO FLORIDA: Helped Wyomissing High to its first Class AA state championship in 2012, finishing 16-0, a school single-season record for wins... Selected to the 2013 Under Armour All-American Game... Finished his senior year with over 1,000 rushing yards and 30 touchdowns from the fullback position and registered more than 100 tackles... Earned a spot on the 247Sports Class of 2013 All-America team... Named senior Class AA Player of the Year as part of the 2012 Pennsylvania Sports Writers All-State Team... As a junior, was named first team all-state, all-region and all-county... In 2011, ran for over 900 yards and scored 13 touchdowns and was named to the all-state team... Invited to "The Opening", an all-star summer prospect camp held on the Nike Campus... Chose Florida over Notre Dame, Ohio State, Penn State, USC, UCLA, Miami, Tennessee, Pitt, Stanford, Georgia and Florida State... Coached by Bob Wolfrum.

CAREER HIGHS Tackles: 1 (2x, last Georgia Southern, 2013)

2013 (10 GP/0 GS*)	Defensive Stats									
	U	A	T	TFL	SK	INT	PB	FR	FF	
OPPONENT										
Toledo - 8/31	0	0	0	0.0	0.0	0	0	0	0	0
at #24 Miami - 9/7	0	0	0	0.0	0.0	0	0	0	0	0
at Kty - 9/28	1	0	1	0.0	0.0	0	0	0	0	0
Ark - 10/5	0	0	0	0.0	0.0	0	0	0	0	0
at #10 LSU - 10/12	0	0	0	0.0	0.0	0	0	0	0	0
at #14 Mizzou - 10/19	0	0	0	0.0	0.0	0	0	0	0	0
vs. UGA - 11/2	0	0	0	0.0	0.0	0	0	0	0	0
Vandy - 11/9	0	0	0	0.0	0.0	0	0	0	0	0
at #11 SC - 11/16	0	0	0	0.0	0.0	0	0	0	0	0
GS - 11/23	1	0	1	0.0	0.0	0	0	0	0	0
2013 Totals	2	0	2	0.0	0.0	0	0	0	0	0

Career Totals	Defensive Stats									
	U	A	T	TFL	SK	INT	PB	FR	FF	
10 GP/0 GS	2	0	2	0.0	0.0	0	0	0	0	0



Alvin BAILEY

WIDE RECEIVER

Redshirt Freshman
Height: 5-11
Weight: 187
Hometown: Seffner, Fla.
Previous School: Armwood

89

2013: Did not see any action and redshirted.

PRIOR TO FLORIDA: Caught 40 passes for 658 yards and nine touchdowns as a senior... In the state championship game against Central, Bailey threw two touchdown passes and caught one in the 40-31 victory... All-State selection as a junior... Played quarterback in high school as well, throwing for 875 yards with 12 touchdowns as a junior and adding 872 rushing yards with six touchdowns... Caught 22 pass for 404 yards and three touchdowns as a junior... Invited to "The Opening", an all-star summer prospect camp held on the Nike Campus... Playing in the 2013 Under Armour All-America Game at Tropiciana Field in St. Petersburg, Fla... Went to the same high school as current Gator running back Matt Jones... Coached by Sean Callahan.



Neiron BALL

LINEBACKER

Redshirt Senior
Height: 6-3
Weight: 230
Hometown: Jackson, Ga.
Previous School: Jackson

11

2013: Played in all 12 games and made seven starts at linebacker... Totaled 25 tackles, more than doubling his previous career total (20) entering the season... Had his first career sack against Florida State on Heisman Trophy winner Jameis Winston... Had a career-high six tackles at South Carolina... Earned the team's Chris Patrick Courage Award... **2012:** Returned to full strength on the field after being sidelined for the entire 2011 season to see action in 11 games in 2012, while starting two games (Bowling Green, LSU)... Had 10 tackles (five unassisted and five assisted), recorded one interception and recovered two fumbles... The first interception of his career came against Georgia in the first quarter and returned it five yards... Named finalist for 2012 Uplifting Athletes Rare Disease Champion Award... **2011:** Forced to sit out the entire season after suffering an arteriovascular malformation condition sidelined him in the spring of 2011... **2010:** Member of the kickoff and kickoff return units who saw action in all 13 games... Had 10 tackles on the season, three unassisted and seven assisted... Enrolled in January of 2010.

PRIOR TO FLORIDA: Named first-team all-state defensive line in Georgia class AAA for 2009 by the Atlanta Journal-Constitution... Recorded 104 tackles, 35 TFL, 19 sacks and forced seven fumbles his junior season... Chose Florida over Alabama, Clemson, Georgia, LSU and South Carolina... Coached by Mike Parris.

CAREER HIGHS Tackles: 6 (South Carolina, 2013)
 QB Sacks: 1.0 (Florida State, 2013)
 Interceptions: 1 (vs. Georgia, 2012)

2010 (13 GP/0 GS*)	Defensive Stats									
	U	A	T	TFL	SK	INT	PB	FR	FF	
OPPONENT										
Miami (OH) - 9/4	0	0	0	0.0	0.0	0	0	0	0	0
USF - 9/11	0	2	2	0.0	0.0	0	0	0	0	0
at Tenn - 9/18	1	0	1	0.0	0.0	0	0	0	0	0
Kty - 9/25	0	1	1	0.0	0.0	0	0	0	0	0
at #1 Ala - 10/2	0	0	0	0.0	0.0	0	0	0	0	0
#12 LSU - 10/9	0	1	1	0.0	0.0	0	0	0	0	0
Miss St - 10/16	0	0	0	0.0	0.0	0	0	0	0	0
vs. UGA - 10/30	0	0	0	0.0	0.0	0	0	0	0	0
at Vandy - 11/6	1	1	2	0.0	0.0	0	0	0	0	0
#22 SC - 11/13	0	0	0	0.0	0.0	0	0	0	0	0
App St - 11/20	0	1	1	1.0	0.0	0	0	0	0	0
at #22 FSU - 11/27	0	0	0	0.0	0.0	0	0	0	0	0
vs. PSU - 1/1	1	1	2	0.0	0.0	0	0	0	0	0
2010 Totals	3	7	10	1.0	0.0	0	0	0	0	0

2011 (0 GP/0 GS*)

2012 (11 GP/2 GS*)	Defensive Stats									
	U	A	T	TFL	SK	INT	PB	FR	FF	
OPPONENT										
*BGSU - 9/1	0	1	1	0.0	0.0	0	0	0	0	0
at TAMU - 9/8	0	0	0	0.0	0.0	0	0	0	0	0
at #23 Tenn - 9/15	1	1	2	0.0	0.0	0	0	0	0	0
Kty - 9/22	2	0	2	0.0	0.0	0	0	0	0	0
*#4 LSU - 10/6	0	1	1	0.0	0.0	0	0	1	0	0
at Vandy - 10/13	0	2	2	0.5	0.0	0	1	1	0	0
#9 SC - 10/20	1	0	1	0.0	0.0	0	0	0	0	0
vs. #12 UGA - 10/27	0	0	0	0.0	0.0	1	0	0	0	0
Mizzou - 11/3	0	0	0	0.0	0.0	0	0	0	0	0
Louisiana - 11/10	1	0	1	0.0	0.0	0	0	0	0	0
#21 Louisville 1/2/13	0	0	0	0.0	0.0	0	0	0	0	0
2012 Totals	5	5	10	0.5	0.0	1	1	2	0	0

Neiron Ball Stats (Continued)

2013 (12 GP/7 GS*)	Defensive Stats								
OPPONENT	U	A	T	TFL	SK	INT	PB	FR	FF
*Toledo - 8/31	1	2	3	0.0	0.0	0	1	0	0
*at #24 Miami - 9/7	1	1	2	0.0	0.0	0	0	0	0
*Tenn - 9/21	1	0	1	0.0	0.0	0	0	0	0
at Kty - 9/28	0	0	0	0.0	0.0	0	0	0	0
*Ark - 10/5	2	2	4	0.0	0.0	0	0	0	0
at #10 LSU - 10/12	0	0	0	0.0	0.0	0	0	0	0
at #14 Mizzou - 10/19	1	2	3	0.5	0.0	0	0	0	0
vs. UGA - 11/2	0	1	1	0.0	0.0	0	0	0	0
*Vandy - 11/9	0	0	0	0.0	0.0	0	0	0	0
*at #11 SC - 11/16	4	2	6	0.0	0.0	0	0	0	0
GS - 11/23	0	1	1	0.0	0.0	0	0	0	0
*#2 FSU - 11/30	3	1	4	1.0	1.0	0	0	0	0
2013 Totals	13	12	25	1.5	1.0	0	1	0	0

Career Totals	Defensive Stats								
	U	A	T	TFL	SK	INT	PB	FR	FF
36 GP/9 GS	21	24	45	3.0	1.0	1	2	2	0



Jay-nard **BOSTWICK**

DEFENSIVE LINE
Redshirt Freshman
 Height: 6-3
 Weight: 294
 Hometown: Port Saint Lucie, Fla.
 Previous School: West Centennial



2013: Did not see any action and redshirted.

PRIOR TO FLORIDA: Two-time all area and all-state selection... Had 73 tackles and seven tackles-for-loss in his final high school season... Totaled 74 tackles, seven tackles-for-loss, and two sacks as a junior... In his high school career, totaled 176 tackles, 15 tackles-for-loss, 3 sacks and one fumble recovery... Was just the second player in West Centennial school history to play varsity football as a freshman... Coached by Rob Parker.



Caleb **BRANTLEY**

DEFENSIVE LINE
Redshirt Freshman
 Height: 6-2
 Weight: 295
 Hometown: Crescent City, Fla.
 Previous School: Crescent City



2013: Did not see any action and redshirted... Earned Most Valuable Offensive Scout Team Award.

PRIOR TO FLORIDA: Named the top 2013 defensive tackle at the Rivals 100 Five-Star Challenge... Competed in the Orlando Nike Football Training Camp and The Opening... Played in the Under Armour All-American Game in January... Recorded 94 tackles, 5 sacks, 4 forced fumbles and 2 fumble recoveries as a senior... Named to the Florida Class 1A All-State First Team in 2012... Chose Florida over Alabama, Auburn, Cal, Florida State, Miami, Ole Miss, Purdue, South Florida, Tennessee, and Southern Cal... Coached by Al Smith.



Mack **BROWN**

RUNNING BACK

Redshirt Senior
 Height: 5-11
 Weight: 209
 Hometown: Lithonia, Ga.
 Previous School: King



2013: Was a main part of the running back rotation... The team's leading rusher in three games (Toledo, Tennessee, LSU)... Also played special teams... Led the team with 543 rushing yards on the season... **2012:** Had critical carries late at TAMU to help run out the clock and preserve the win... Saw action on special teams as well, recording two tackles... Missed games against UL and JSU with an injury... **2011:** Reserve running back who also contributed on the kickoff unit throughout the season... **2010:** Earned a redshirt after appearing in just two games.

PRIOR TO FLORIDA: Named to the Top 150 Dream Team by PrepStar Magazine... Rushed for over 1,700 yards and 20 touchdowns as a junior and a senior... Participated in the 2010 Under Armour All-American Game... Chose Florida over Alabama, Michigan, Oklahoma and Tennessee... Coached by Corey Jarvis.

CAREER HIGHS Rushes: 25 (Toledo, 2013)
 Rush Yards: 112 (Toledo, 2013)
 Rush TDs: 2 (Toledo, 2013)
 Long Rush: 32 (South Carolina, 2013)
 Catches: 2 (2x, last Vanderbilt, 2013)
 Receiving Yards: 28 (South Carolina, 2013)
 Long Catch: 28 (South Carolina, 2013)

2010 (2 GP/0 GS)	Rushing					Receiving				
OPPONENT	No	Yds	Avg	TD	Lg	No	Yds	Avg	TD	Lg
USF - 9/11	3	23	7.7	0	13	0	0	0.0	0	0
Kty - 9/25	0	0	0.0	0	0	0	0	0.0	0	0
2010 Totals	3	23	7.7	0	13	0	0	0.0	0	0

2011 (12 GP/0 GS)	Rushing					Receiving				
OPPONENT	No	Yds	Avg	TD	Lg	No	Yds	Avg	TD	Lg
FAU - 9/3	0	0	0.0	0	0	0	0	0.0	0	0
UAB - 9/10	10	36	3.6	0	8	0	0	0.0	0	0
Tenn - 9/17	0	0	0.0	0	0	0	0	0.0	0	0
at Kty - 9/24	2	6	3.0	0	3	0	0	0.0	0	0
at #1 LSU - 10/8	0	0	0.0	0	0	0	0	0.0	0	0
at #24 Aub - 10/15	0	0	0.0	0	0	0	0	0.0	0	0
vs. #22 UGA - 10/29	0	0	0.0	0	0	0	0	0.0	0	0
Vandy - 11/5	0	0	0.0	0	0	0	0	0.0	0	0
at #15 SC - 11/12	0	0	0.0	0	0	0	0	0.0	0	0
Furman - 11/19	0	0	0.0	0	0	0	0	0.0	0	0
FSU - 11/26	0	0	0.0	0	0	0	0	0.0	0	0
vs. OSU - 1/2/12	0	0	0.0	0	0	0	0	0.0	0	0
2011 Totals	12	42	3.5	0	8	0	0	0.0	0	0

2012 (11 GP/0 GS)	Rushing					Receiving				
OPPONENT	No	Yds	Avg	TD	Lg	No	Yds	Avg	TD	Lg
BGSU - 9/1	4	13	3.3	0	7	0	0	0.0	0	0
at TAMU - 9/8	6	16	2.7	0	7	0	0	0.0	0	0
at #23 Tenn - 9/15	1	3	3.0	0	3	0	0	0.0	0	0
Kty - 9/22	4	31	7.8	0	11	1	5	5.0	0	5
#4 LSU - 10/6	2	12	6.0	0	7	0	0	0.0	0	0
at Vandy - 10/13	1	3	3.0	0	3	0	0	0.0	0	0
#9 SC - 10/20	5	18	3.6	0	7	0	0	0.0	0	0
vs. #12 UGA - 10/27	0	0	0.0	0	0	1	2	2.0	0	2
Mizzou - 11/3	2	6	3.0	0	4	1	-7	-7.0	0	0
at #10 FSU - 11/24	0	0	0.0	0	0	0	0	0.0	0	0
#21 Louisville 1/2/13	0	0	0.0	0	0	0	0	0.0	0	0
2012 Totals	25	102	4.1	0	11	3	0	0.0	0	5

2013 (12 GP/2 GS*) OPPONENT	Rushing					Receiving				
	No	Yds	Avg	TD	Lg	No	Yds	Avg	TD	Lg
*Toledo - 8/31	25	112	4.5	2	23	1	-4	-4.0	0	0
at #24 Miami - 9/7	10	29	2.9	0	11	0	0	0.0	0	0
Tenn - 9/21	24	86	3.6	1	13	0	0	0.0	0	0
at Kty - 9/28	6	18	3.0	0	8	0	0	0.0	0	0
Ark - 10/5	11	39	3.5	0	11	1	1	1.0	0	1
at #10 LSU - 10/12	15	56	3.7	0	9	2	1	0.5	0	1
*at #14 Mizzou - 10/19	8	19	2.4	0	9	1	0	0.0	0	0
vs. UGA - 11/2	9	41	4.6	1	9	0	0	0.0	0	0
Vandy - 11/9	10	32	3.2	0	10	2	12	6.0	0	12
at #11 SC - 11/16	11	51	4.6	0	32	1	28	28.0	0	28
GS - 11/23	11	44	4.0	0	14	1	-6	-6.0	0	0
#2 FSU - 11/30	8	16	2.0	0	5	2	25	12.5	0	20
2013 Totals	148	543	3.7	4	32	11	57	5.2	0	28

Career Totals 37 GP/2 GS	Rushing					Receiving				
	No	Yds	Avg	TD	Lg	No	Yds	Avg	TD	Lg
	188	710	3.8	4	32	14	57	4.1	0	28



Trenton BROWN

OFFENSIVE LINE

Senior

Height: 6-8

Weight: 350

Hometown: Albany, Ga.

Previous School: Westover/Georgia Military

74

2013: Played in all 12 games and started the final five contests at right tackle... Started the year on the field goal unit and as a reserve at tackle... Took over the starting job against Georgia when Tyler Moore was lost for the year due to injury.

PRIOR TO FLORIDA: Spent two years at Georgia Military College after graduating high school from Westover in 2011... Was named a second-team NJCAA Football All-American in 2012... At GMC in 2012, Brown was part of a team that went 7-4 and averaged 188 yards rushing per game... Played under head coach Bert Williams at GMC... Brother, Reggie Brown, Jr., plays basketball at Fresno Pacific... Chose Florida over offers from Arizona, Arkansas, Florida State, Georgia, Houston, Kansas, LSU, Middle Tennessee State, Oklahoma, Ole Miss, Mississippi State, USF, Texas A&M, Texas Tech.

Games Played/Started: 12/5



Jonathan BULLARD

DEFENSIVE LINE

Junior

Height: 6-3

Weight: 270

Hometown: Shelby, N.C.

Previous School: Crest Senior

90

2013: Played in 11 games and started eight times at defensive end... Missed the Georgia Southern game due to injury... Ranked second among defensive lineman with 33 tackles... Had 2.5 tackles-for-loss and 1.5 sacks and added four quarterback hurries... **2012:** Appeared in all 13 games and started two as a true freshman... Named First-Team SEC Coaches' All-Freshman (DL)... Finished the season with 27 tackles, 5.0 TFL, 1.5 sacks and had a pass breakup... Had his first career sack (1.5) against Missouri... Had a career-high seven tackles at Vanderbilt.

PRIOR TO FLORIDA: Named an Honorable Mention All-American by Sports Illustrated... Participated in the prestigious U.S. Army All-American Bowl... Selected to the AP All-State First Team as a senior... Recorded 82 tackles and 16 sacks during his senior season... Helped lead Crest to a 12-4 record his senior season and finished as the NCHSAA Class 3AA runner-up... Chose Florida over Alabama, Auburn, Clemson, South Carolina and Nebraska... Coached by Mark Barnes.

CAREER HIGHS Tackles: 7 (Vanderbilt, 2012)
Sacks: 1.5 (2x, last Kentucky, 2013)

2012 (13 GP/2 GS*) OPPONENT	Defensive Stats									
	U	A	T	TFL	SK	INT	PB	FR	FF	
BGSU - 9/1	0	1	1	0.0	0.0	0	0	0	0	
at TAMU - 9/8	2	2	4	0.5	0.0	0	0	0	0	
at #23 Tenn - 9/15	0	0	0	0.0	0.0	0	0	0	0	
Kty - 9/22	0	2	2	0.0	0.0	0	0	0	0	
#4 LSU - 10/6	0	0	0	0.0	0.0	0	0	0	0	
at Vandy - 10/13	5	2	7	1.0	0.0	0	0	0	0	
#9 SC - 10/20	1	0	1	0.0	0.0	0	0	0	0	
vs. #12 UGA - 10/27	2	0	2	1.0	0.0	0	0	0	0	
Mizzou - 11/3	1	2	3	1.5	1.5	0	0	0	0	
Louisiana - 11/10	0	0	0	0.0	0.0	0	0	0	0	
Jack St - 11/17	1	3	4	1.0	0.0	0	1	0	0	
at #10 FSU - 11/24	1	1	2	0.0	0.0	0	0	0	0	
#21 Louisville 1/2/13	1	0	1	0.0	0.0	0	0	0	0	
2012 Totals	14	13	27	5.0	1.5	0	1	0	0	

2013 (11 GP/8 GS*) OPPONENT	Defensive Stats									
	U	A	T	TFL	SK	INT	PB	FR	FF	
Toledo - 8/31	1	2	3	0.0	0.0	0	0	0	0	
at #24 Miami - 9/7	1	0	1	0.0	0.0	0	0	0	0	
Tenn - 9/21	1	2	3	0.0	0.0	0	0	0	0	
at Kty - 9/28	1	2	3	1.5	1.5	0	0	0	0	
Ark - 10/5	2	0	2	0.0	0.0	0	0	0	0	
at #10 LSU - 10/12	1	4	5	0.0	0.0	0	0	0	0	
at #14 Mizzou - 10/19	3	0	3	0.0	0.0	0	0	0	0	
vs. UGA - 11/2	2	0	2	0.0	0.0	0	0	0	0	
Vandy - 11/9	4	0	4	1.0	0.0	0	0	0	0	
at #11 SC - 11/16	1	1	2	0.0	0.0	0	0	0	0	
#2 FSU - 11/30	2	3	5	0.0	0.0	0	0	0	0	
2013 Totals	19	14	33	2.5	1.5	0	0	0	0	

Career Totals 24 GP/10 GS	Defensive Stats									
	U	A	T	TFL	SK	INT	PB	FR	FF	
	33	27	60	7.5	3.0	0	1	0	0	



Clay BURTON

TIGHT END

Senior

Height: 6-4

Weight: 248

Hometown: Venice, Fla.

Previous School: Venice Senior

88

2013: Appeared in all 12 games and made nine starts at tight end... Had one catch for a career-long 12 yards against Florida State... Made a catch for a two-point conversion against Georgia... **2012:** Saw action in 12 games, starting six... Had two receptions for 12 yards, with six-yard receptions against both Kentucky and Vanderbilt... Graded out above 80 percent eight times... **2011:** Appeared in one game as a true freshman, making his Florida debut against UAB at tight end... Enrolled at UF in January of 2011... Switched to tight end from defensive end during fall camp due to injuries at the position.

PRIOR TO FLORIDA: Finished his junior season with 80 tackles and 13 sacks... Participated in the Offense-Defense All-American Bowl... Chose Florida over LSU, Mississippi, Tennessee, Notre Dame and West Virginia among others... Coached by John Peacock.

CAREER HIGHS Catches: 1 (3x, last FSU, 2013)
Receiving Yards: 12 (FSU, 2013)
Long Catch: 12 (FSU, 2013)

Clay Burton Stats (Continued)

2011 (1 GP/0 GS*)		Receiving				
OPPONENT	No	Yds	Avg	TD	Lg	
UAB - 9/10	0	0	0.0	0	0	
2011 Totals	0	0	0.0	0	0	

2012 (12 GP/6 GS*)		Receiving				
OPPONENT	No	Yds	Avg	TD	Lg	
*at TAMU - 9/8	0	0	0.0	0	0	
at #23 Tenn - 9/15	0	0	0.0	0	0	
Kty - 9/22	1	6	6.0	0	6	
*#4 LSU - 10/6	0	0	0.0	0	0	
at Vandy - 10/13	1	6	6.0	0	6	
*#9 SC - 10/20	0	0	0.0	0	0	
vs. #12 UGA - 10/27	0	0	0.0	0	0	
*Mizzou - 11/3	0	0	0.0	0	0	
*Louisiana - 11/10	0	0	0.0	0	0	
Jack St - 11/17	0	0	0.0	0	0	
at #10 FSU - 11/24	0	0	0.0	0	0	
*#21 Louisville 1/2/13	0	0.0	0	0	0	
2012 Totals	2	12	6.0	0	6	

2013 (12 GP/9 GS*)		Receiving				
OPPONENT	No	Yds	Avg	TD	Lg	
*Toledo - 8/31	0	0	0.0	0	0	
*at #24 Miami - 9/7	0	0	0.0	0	0	
*Tenn - 9/21	0	0	0.0	0	0	
at Kty - 9/28	0	0	0.0	0	0	
Ark - 10/5	0	0	0.0	0	0	
*at #10 LSU - 10/12	0	0	0.0	0	0	
*at #14 Mizzou - 10/19	0	0	0.0	0	0	
*vs. UGA - 11/2	0	0	0.0	0	0	
Vandy - 11/9	0	0	0.0	0	0	
*at #11 SC - 11/16	0	0	0.0	0	0	
*GS - 11/23	0	0	0.0	0	0	
*#2 FSU - 11/30	1	12	12.0	0	12	
2013 Totals	1	12	12.0	0	12	

Career Totals		Receiving				
No	Yds	Avg	TD	Lg		
25 GP/15 GS	3	24	8.0	0	12	



Kyle CHRISTY

PUNTER

Senior

Height: 6-2

Weight: 202

Hometown: Brownsburg, Ind.

Previous School: Brownsburg



2013: Served as the punter for the first half of the season... Averaged 39.6 yards per punt with seven inside the 20 and two 50+ yards... Second in school history with a 43.4 yard average in his career... **2012:** Went into the season as the Gators' starting punter... One of three finalists for the Ray Guy Award given to the nation's best punter... Named to the Walter Camp All-America Second Team... CBSsports.com All-American... Averaged 45.8 yards per punt to set a school record... Was named the SEC Special Teams Player of the Week after a performance against South Carolina that saw him establish a single-game SEC and school record with a 54.3 yard per punt average and a season-best kick of 62 yards... His 66 punts tied for the fifth most in a single-season in UF history... Had a punt of 50 yards or more in 10 of 13 games... Earned first-team status for the Coaches' All-SEC team... Named to the SEC Pigskin All-Conference Team... Associated Press All-SEC first team member... Chosen as a Phil Steele Second-Team Mid-Season All-American... Phil Steele First-Team Mid-Season All-SEC selection... Finished the season with 66 punts for 3,023 yards (45.8 yards per punt), with 27 landing inside the 20-yard line... Rated fifth in the nation in punting average and tops in the SEC... 25 of Christy's kicks went for 50 yards or

more... **2011:** The starting punter in the last seven games of the season... Finished the season with 30 punts for 1,227 yards (40.9 yards per punt), with 10 landing inside the 20-yard line... In his debut at Auburn, had seven punts for 323 yards (46.1 avg.), including a long of 67 yards.

PRIOR TO FLORIDA: Converted 31-of-37 PAT and 5-of-8 field goals with a long of 50 yards his junior year... Participated in the Offense-Defense All-American Bowl in 2010... Named AP All-State as a senior and 5A All-State Honorable Mention as a junior... Chose Florida over LSU... Coached by Brett Comer.

CAREER HIGHS Punts: 8 (Missouri, 2012)
 Punting Yards: 380 (South Carolina, 2012)
 Punting Avg: 54.3 (South Carolina, 2012)
 Punting Long: 67 (Auburn, 2011)

2011 (7 GP/0 GS*)		Punting						
OPPONENT	No	Yds	Avg	TB	I20	Lg	BI	
at #24 Aub - 10/15	7	323	46.1	0	4	67	0	
vs. #22 UGA - 10/29	5	196	39.2	1	1	48	0	
Vandy - 11/5	2	74	37.0	0	0	39	0	
at #15 SC - 11/12	4	149	37.3	1	1	55	0	
Furman - 11/19	3	134	44.7	0	2	48	0	
FSU - 11/26	6	239	39.8	0	0	50	0	
vs. OSU - 1/2/12	3	112	37.3	0	2	50	0	
2011 Totals	30	1227	40.9	2	10	67	0	

2012 (13 GP/0 GS*)		Punting						
OPPONENT	No	Yds	Avg	TB	I20	Lg	BI	
BGSU - 9/1	4	154	38.5	0	2	40	0	
at TAMU - 9/8	5	236	47.2	0	2	55	0	
at #23 Tenn - 9/15	5	243	48.6	0	0	55	0	
Kty - 9/22	3	138	46.0	0	2	53	0	
#4 LSU - 10/6	7	344	49.1	1	3	61	0	
at Vandy - 10/13	5	231	46.2	1	3	54	0	
#9 SC - 10/20	7	380	54.3	2	1	62	0	
vs. #12 UGA - 10/27	3	140	46.7	0	0	49	0	
Mizzou - 11/3	8	331	41.4	0	4	53	0	
Louisiana - 11/10	7	319	45.6	1	5	58	1	
Jack St - 11/17	4	169	42.3	1	3	53	0	
at #10 FSU - 11/24	4	173	43.3	0	1	53	0	
#21 Louisville 1/2/13	4	165	41.3	0	1	47	0	
2012 Totals	66	3023	45.8	6	27	62	1	

2013 (5 GP/0 GS*)		Punting						
OPPONENT	No	Yds	Avg	TB	I20	Lg	BI	
Toledo - 8/31	4	153	38.3	0	1	53	0	
at #24 Miami - 9/7	4	170	42.5	0	2	45	0	
Tenn - 9/21	3	111	37.0	0	2	43	0	
Ark - 10/5	6	222	37.0	1	2	48	0	
at #10 LSU - 10/12	4	176	44.0	2	0	50	0	
2013 Totals	21	832	39.6	3	7	53	0	

Career Totals		Punting						
No	Yds	Avg	TB	I20	Lg	BI		
25 GP/0 GS	117	5082	43.4	11	44	67	1	



Bryan COX, Jr.

DEFENSIVE LINE

Redshirt Sophomore

Height: 6-3

Weight: 260

Hometown: Fort Lauderdale, Fla.

Previous School: St. Thomas Aquinas

94

2013: Played in eight games, seeing time in the defensive line rotation. . . totaled five tackles, including two sacks. . . First career sack came at Kentucky. . . **2012:** Did not see action for the Gators and redshirted.

PRIOR TO FLORIDA: Suffered a wrist injury early in his senior season and missed significant time. . . Led St. Thomas to a 10-3 record in 2011. . . Son of former NFL linebacker Bryan Cox, who played 12 seasons in the NFL and now coaches for the Atlanta Falcons. . . Chose Florida over Louisville, Miami (FL) and Michigan State. . . Coached by Rocco Casullo.

CAREER HIGHS Tackles: 2 (2x, last FSU, 2013)
Sacks: 1 (2x, last FSU, 2013)

2013 (8 GP/0 GS*)	Defensive Stats									
	OPPONENT	U	A	T	TFL	SK	INT	PB	FR	FF
Toledo - 8/31	0	0	0	0.0	0.0	0	0	0	0	0
at #24 Miami - 9/7	0	0	0	0.0	0.0	0	0	0	0	0
at Kty - 9/28	1	0	1	1.0	1.0	0	0	0	0	0
Ark - 10/5	0	0	0	0.0	0.0	0	0	0	0	0
at #10 LSU - 10/12	0	0	0	0.0	0.0	0	0	0	0	0
at #14 Mizzou - 10/19	2	0	2	0.0	0.0	0	0	0	0	0
GS - 11/23	0	0	0	0.0	0.0	0	0	0	0	0
#2 FSU - 11/30	2	0	2	1.0	1.0	0	0	0	0	0
2013 Totals	5	0	5	2.0	2.0	0	0	0	0	0

Career Totals	Defensive Stats									
	U	A	T	TFL	SK	INT	PB	FR	FF	
8 GP/0 GS	5	0	5	2.0	2.0	0	0	0	0	0



Kyle CROFOOT

LONG SNAPPER

Redshirt Junior

Height: 6-3

Weight: 216

Hometown: Windermere, Fla.

Previous School: The First Academy

43

2013: Appeared in all 12 games for the Gators, but did not record any stats. . . Was the primary holder on all field goals and PATs. . . **2012:** Saw action in all 13 games for the Orange and Blue, but did not record any stats. . . Was the primary snapper on all field goals, snapping to his older brother, John. . . 2011: Did not see any game action for the Gators.

PRIOR TO FLORIDA: A four-year letterwinner at The First Academy under coach Leroy Kinar. . . Competed as an offensive tackle and long snapper for the Royals. . . Four older brothers have all played football at SEC schools; as John was the holder for the Gators from 2010-2012, Ike was a long snapper and holder at South Carolina from 2003-06, Chas was a snapper at Auburn in 2004-05 and Clayton was a holder at Auburn in 2008-09. . . Also lettered in basketball in high school.



Darious CUMMINGS

DEFENSIVE LINE

Redshirt Senior

Height: 6-1

Weight: 297

Hometown: Titusville, Fla.

Previous School: Titusville/FSU/EMCC

55

2013: Junior college transfer played in 11 games in his first season at UF, making six starts at defensive tackle. . . Finished with 15 tackles, including 3.0 tackles-for-loss, 1.0 sack and one interception. . . Intercepted a pass against Tennessee and returned it 30 yards. . . Had his first career sack at South Carolina. . . Had a season-high three tackles against his former team, Florida St.

PRIOR TO FLORIDA: Played in all 10 games during the 2012 season at EMCC, tallying 26 tackles (12 unassisted) with 4.0 TFL (12 yards), 3.0 sacks, two quarterback hurries and one forced fumble. . . EMCC finished 8-2 on the year and ranked 15th in the final NJCAA poll. . . Anchored a defense that allowed just 74.2 rushing yards per game. . . Notched a season-high four tackles twice during the season, against Pearl River CC and Itawamba CC. . . Played under head coach Buddy Stephens at EMCC. . . Spent two years at Florida State before transferring to EMCC. . . Played in three games as a true freshman and two games as a sophomore before suffering an injury that caused him to miss most of the 2011 season. . . Totaled seven tackles in five career games at FSU. . . Missed the spring of 2012 at FSU after arthroscopic knee surgery and then transferred to EMCC in the summer of 2012. . . Entered his senior year of high school with 159 tackles, including 22 for loss and 15 sacks. . . Was a Florida Super 75 selection by the Times-Union. . . Named to SunStateFootball.com all-state first team in 2009. . . Attended the same high school as former Gator football players LB Wilber Marshall, WR Cris Collinsworth and TE Aaron Walker. . . Chose Florida over offers from Ole Miss, Texas A&M, Mississippi State and Arkansas.

CAREER HIGHS Tackles: 3 (2x, last FSU, 2013)
Sacks: 1 (South Carolina, 2013)
Forced Fumbles: 1 (Arkansas, 2013)
Interceptions: 1 (Tennessee, 2013)

2013 (11 GP/6 GS*)	Defensive Stats									
	OPPONENT	U	A	T	TFL	SK	INT	PB	FR	FF
Toledo - 8/31	DNP									
at #24 Miami - 9/7	0	0	0	0.0	0.0	0	0	0	0	0
Tenn - 9/21	0	1	1	0.0	0.0	1	0	0	0	0
at Kty - 9/28	0	0	0	0.0	0.0	0	0	0	0	0
Ark - 10/5	1	0	1	1.0	0.0	0	0	0	0	1
at #10 LSU - 10/12	0	0	0	0.0	0.0	0	0	0	0	0
*at #14 Mizzou - 10/19	0	2	2	0.0	0.0	0	0	0	0	0
*vs. UGA - 11/2	2	1	3	0.0	0.0	0	1	0	0	0
*Vandy - 11/9	1	1	2	0.0	0.0	0	0	0	0	0
*at #11 SC - 11/16	1	0	1	1.0	1.0	0	0	0	0	0
*GS - 11/23	2	0	2	0.0	0.0	0	0	0	0	0
*#2 FSU - 11/30	3	0	3	1.0	0.0	0	0	0	0	0
2013 Totals	10	5	15	3.0	1.0	1	1	0	1	1

Career Totals	Defensive Stats									
	U	A	T	TFL	SK	INT	PB	FR	FF	
11 GP/6 GS	10	5	15	3.0	1.0	1	1	0	1	1



Jarrad DAVIS

LINEBACKER

Sophomore
Height: 6-2
Weight: 225
Hometown: Kingsland, Ga.
Previous School: Camden County

40

2013: True freshman enrolled in the summer and played in all 12 games, starting one game at linebacker. . . Named the team's Most Valuable Special Teams Player. . . Also served as a game captain at Missouri and South Carolina. . . Key member of several special teams' units, totaling three special teams' tackles on the season. . . In his first career start against Georgia Southern, he totaled a season-high seven tackles, six solo.

PRIOR TO FLORIDA: Helped Camden County to an 11-2 record and the quarterfinals of the Georgia Class AAAAAA state playoffs during his senior season. . . Finished his final year of high school with 114 tackles, 69 solo, to lead the team with three forced fumbles. . . In 2011, finished the year with 61 tackles, 15 for loss with two sacks and two forced fumbles. . . Chose Florida over Auburn, Tennessee, Ole Miss and Clemson. . . Coached by Jeff Herron.

CAREER HIGHS Tackles: 7 (Georgia Southern, 2013)
 Forced Fumbles: 1 (Georgia Southern, 2013)

2013 (12 GP/1 GS*)	Defensive Stats								
	U	A	T	TFL	SK	INT	PB	FR	FF
OPPONENT									
Toledo - 8/31	0	0	0	0.0	0.0	0	0	0	0
at #24 Miami - 9/7	0	0	0	0.0	0.0	0	0	0	0
Tenn - 9/21	1	0	1	0.0	0.0	0	0	0	0
at Kty - 9/28	0	0	0	0.0	0.0	0	0	0	0
Ark - 10/5	0	0	0	0.0	0.0	0	0	0	0
at #10 LSU - 10/12	0	0	0	0.0	0.0	0	0	0	0
at #14 Mizzou - 10/19	1	1	2	0.0	0.0	0	0	0	0
vs. UGA - 11/2	1	0	1	0.0	0.0	0	0	0	0
Vandy - 11/9	2	1	3	1.0	0.0	0	0	0	0
at #11 SC - 11/16	3	2	5	1.0	0.0	0	0	0	0
*GS - 11/23	6	1	7	0.0	0.0	0	0	0	1
#2 FSU - 11/30	2	3	5	0.0	0.0	0	1	0	0
2013 Totals	16	8	24	2.0	0.0	0	1	0	1

Career Totals	Defensive Stats								
	U	A	T	TFL	SK	INT	PB	FR	FF
12 GP/1 GS	16	8	24	2.0	0.0	0	1	0	1



Nick DAVIS

OFFENSIVE LINE

Redshirt Freshman
Height: 6-3
Weight: 251
Hometown: Salt Lake City, Utah
Previous School: Buchholz (Gainesville)

69

2013: Did not see any action and redshirted.

PRIOR TO FLORIDA: Played in the Florida vs. Georgia Border War All-Star Game in high school. . . Chose UF over Northern Arizona University. . . Also lettered in wrestling for three years at Buchholz. . . Coached by Mark Whittemore.



Andre DEBOSE

WIDE RECEIVER

Redshirt Senior
Height: 6-0
Weight: 190
Hometown: Sanford, Fla.
Previous School: Seminole

4

Owens a school record with four kick return touchdowns in his career at Florida. . . His 4 kickoff return touchdowns is tied for the SEC record with Willie Gault (Tenn), Felix Jones (Ark) and Brandon Boykin (UGA). . . **2013:** Suffered a torn ACL during preseason camp and sat out the season. . . Applied for a medical redshirt. . . **2012:** Played in nine games, starting two against Tennessee and Louisville in the Sugar Bowl. . . Saw time at wide receiver and was the team's primary kick returner. . . Returned 18 kickoffs for 510 yards and one touchdown. . . Set the school single-season record for kickoff return average with an average of 28.3 yards per return (broken in 2013 by Solomon Patton, 29.2). . . Returned a kickoff 100 yards for a touchdown against Louisville in the Sugar Bowl, the longest return in the game's history. . . **2011:** Saw action in 12 games and started four. . . Led the Gators in receiving yards (432) and receiving touchdowns (4). . . Had seven 20-plus yard receptions. . . His 27.0 yards per catch ranked as the highest in the SEC and third-highest in the nation among players with 10-plus catches. . . Had back-to-back games with 65-yard TD receptions against Alabama and LSU and added TD catches of 80 and 64 yards against Furman. . . Led UF in both kick returns with 19 and kick return yards with 495. . . Had three 50-plus yard kick returns, including a 99-yard touchdown in the Gator Bowl vs. Ohio State to set the school record with three kick returns for touchdowns. . . Brought home Gator Bowl MVP honors after totaling 137 all-purpose yards and one touchdown in the victory over the Buckeyes. . . Was awarded CFPA National Wide Receiver of the Week and set career-highs in receiving yards and receiving touchdowns when he snagged three catches for 151 yards and two touchdowns in the win over Furman. . . Attempted a pass that drew a pass interference call vs. in-state rivals FSU. . . **2010:** Honored as a Freshman All-America by Sporting News and was named to the 2010 SEC Coaches All-Freshman Team and Phil Steele All-SEC First Team. . . Named the nation's top kick returner by the College Football Performance Awards. . . Had 10 receptions for 96 yards (9.6 avg.). . . Averaged 28.0 yards per kickoff return (21 kickoff returns for 587 yards), including two for touchdowns, good for second in the conference and 15th nationally. . . Led the team in all-purpose yards (159) against South Carolina, including returning the opening kickoff 99 yards for a touchdown. . . The last time a Gator had returned the opening kickoff for a touchdown was Bo Carroll against Arkansas in 1997. . . Led the nation as the only freshman in the country to account for two kickoffs for touchdowns (South Carolina, LSU). . . Holds a first-place tie in UF history in kickoff return yards in a game with 159 kickoff return yards against South Carolina, equaling Tony Lomack vs. Kentucky in 1989. . . Scored his first career touchdown against LSU, returning a kickoff 88 yards for a touchdown. . . Became the second UF freshman to return a kickoff for a touchdown (Bo Carroll vs. Arkansas, Oct. 4, 1997). . . His kickoff return of 88 yards was the longest vs. LSU since at least 1996 and the third-longest return in the SEC that season. . . Became the second Gator player since 1996 (Brandon James) to have 154-or-more return yards in a game. . . Recorded two catches for 30 yards against Alabama, including a 26-yard reception in the third quarter. . . Made first career start against Kentucky, nabbing four receptions for 36 yards, all in the first half. . . Made collegiate debut against USF. . . **2009:** Did not see any game action after undergoing a knee biceps femoris graft to address a lingering high school track injury.

PRIOR TO FLORIDA: Led Sanford to the Class 6A title over Miami-Northwestern by catching the game-winning touchdown in the final seconds. . . Accumulated more than 2,000 yards at wide receiver, running back and quarterback. . . Rushed for 1,332 yards on 117 carries and scored 12 touchdowns. . . As a part-time quarterback, he completed 25 of 44 pass attempts for 353 yards and four touchdowns. . . Returned 10 punts for 236 yards and 14 kicks for 497 yards. . . Caught 27 passes for 664 yards and six touchdowns. . . Played in ESPN/Under Armour All-Star Game, catching a 90-yard TD pass. . . Named First-Team 2008 EA Sports All-America Team. . . Named to the Orlando Sentinel's All-Southern Team. . . Finished his junior season with 712 yards and 11 touchdowns rushing; 204 yards and one touchdown passing; and had 18 catches for 270 yards receiving. . . State track champion as a member of Sanford Seminole Track & Field team. . . Posted four personal bests during the 2008 season: 10.68 in the 100-meter dash, 22.21 in the 200-meter dash, a 23' 2.5" long jump, and a triple jump length of 44' 7.25". . . Coached by Mike Cullison. . . Selected Florida over Florida State, Georgia, LSU, Miami and Southern Cal.

CAREER HIGHS

Receptions: 4 (Kentucky, 2010)
 Receiving Yards: 151 (Furman, 2011)
 Receiving TDs: 2 (Furman, 2011)
 Longest Reception: 80 (Furman, 2011)
 Kick Returns: 5 (LSU, 2010)
 Kick Return Yardage: 159 (South Carolina, 2010)
 Longest Kick Return: 100 (Louisville, 2013)

2010 (10 GP/2 GS*)

OPPONENT	Receiving					Kick Returns				
	No	Yds	Avg	TD	Lg	No	Yds	Avg	TD	Lg
Miami (OH) - 9/4	DNP									
USF - 9/11	0	0	0.0	0	0	0	0	0.0	0	0
at Tenn - 9/18	0	0	0.0	0	0	0	0	0.0	0	0
*Kty - 9/25	4	36	9.0	0	14	0	0	0.0	0	0
at #1 Ala - 10/2	2	30	15.0	0	26	2	45	22.5	0	23
#12 LSU - 10/9	0	0	0.0	0	0	5	154	30.8	1	88
*Miss St - 10/16	1	3	3.0	0	3	3	63	21.0	0	23
vs. UGA - 10/30	DNP									
at Vandy - 11/6	1	14	14.0	0	14	1	18	18.0	0	18
#22 SC - 11/13	2	13	6.5	0	7	4	159	39.8	1	99
App St - 11/20	0	0	0.0	0	0	0	0	0.0	0	0
at #22 FSU - 11/27	0	0	0.0	0	0	4	125	31.3	0	62
vs. PSU - 1/1	0	0	0.0	0	0	2	23	11.5	0	19
2010 Totals	10	96	9.6	0	26	21	587	28.0	2	99

2011 (12 GP/4 GS*)


OPPONENT	Receiving					Kick Returns				
	No	Yds	Avg	TD	Lg	No	Yds	Avg	TD	Lg
FAU - 9/3	3	32	10.7	0	20	0	0	0.0	0	0
UAB - 9/10	2	32	16.0	0	18	1	50	50.0	0	50
Tenn - 9/17	0	0	0.0	0	0	2	32	16.0	0	17
at Kty - 9/24	0	0	0.0	0	0	0	0	0.0	0	0
*#3 Ala - 10/1	2	90	45.0	1	65	0	0	0.0	0	0
at #1 LSU - 10/8	1	65	65.0	1	65	4	83	20.8	0	25
at #24 Aub - 10/15	1	14	14.0	0	14	2	52	26.0	0	32
vs. #22 UGA - 10/29	1	14	14.0	0	14	1	63	63.0	0	63
*Vandy - 11/5	2	25	12.5	0	26	0	0	0.0	0	0
*at #15 SC - 11/12	0	0	0.0	0	0	2	15	7.5	0	9
Furman - 11/19	3	151	50.3	2	80	5	72	14.4	0	21
*FSU - 11/26	0	0	0.0	0	0	0	0	0.0	0	0
vs. OSU - 1/2/12	1	9	9.0	0	9	2	128	64.0	1	99
2011 Totals	16	432	27.0	4	80	19	495	26.1	1	99

2012 (9 GP/2 GS*)

OPPONENT	Receiving					Kick Returns				
	No	Yds	Avg	TD	Lg	No	Yds	Avg	TD	Lg
BGSU - 9/1	0	0	0.0	0	0	1	38	38.0	0	38
at TAMU - 9/8	0	0	0.0	0	0	1	23	23.0	0	23
*at #23 Tenn - 9/15	0	0	0.0	0	0	4	84	21.0	0	26
Kty - 9/22	0	0	0.0	0	0	0	0	0.0	0	0
#4 LSU - 10/6	1	5	5.0	0	5	3	51	17.0	0	21
at Vandy - 10/13	0	0	0.0	0	0	2	67	33.5	0	60
#9 SC - 10/20	0	0	0.0	0	0	1	39	39.0	0	39
vs. #12 UGA - 10/27	1	6	6.0	0	6	4	84	21.0	0	26
Mizzou - 11/3	0	0	0.0	0	0	0	0	0.0	0	0
Louisiana - 11/10	0	0	0.0	0	0	0	0	0.0	0	0
Jack St - 11/17	0	0	0.0	0	0	0	0	0.0	0	0
at #10 FSU - 11/24	0	0	0.0	0	0	0	0	0.0	0	0
*#21 Louisville 1/2/13	1	4	4.0	0	4	2	124	62.0	1	100
2012 Totals	3	15	5.0	0	6	18	510	28.3	1	100

2013 (0 GP/0 GS*)

Career Totals	Receiving					Kick Returns				
	No	Yds	Avg	TD	Lg	No	Yds	Avg	TD	Lg
31 GP/8 GS	29	543	18.7	4	80	58	1592	27.4	4	100



Bair DIAMOND


TIGHT END

Redshirt Sophomore
Height: 6-4
Weight: 228
Hometown: Fort Myers, Fla.
Previous School: Bishop Verot

82

2013: Did not see any game action for the Gators. . . **2012:** Did not see any game action. . . Was the Gators' Offensive Scout Team Player of the Week for the Jacksonville State game.

PRIOR TO FLORIDA: Recorded 17 receptions for 176 yards with two touchdowns as a senior and 10 receptions for 258 yards as a junior at Bishop Verot. . . Graduated Magna Cum Laude and was a member of National Honor Society, and Student Government Association while also playing basketball. . . Chose Florida over Miami, SMU and South Florida.



Cameron DILLARD

OFFENSIVE LINE

Redshirt Freshman
Height: 6-4
Weight: 297
Hometown: Canton, Mich.
Previous School: Plymouth Canton

54

2013: Did not see any action and redshirted. . . Earned Most Valuable Defensive Scout Team Award.

PRIOR TO FLORIDA: Named to the AP Michigan Division 1-2 All-State Prep Team in 2012. . . Selected to the 2011 Michigan AP Division 1 All-State First Team, *The Detroit Free Press* All-State Dream Team, *The Detroit News* All-Metro West First Team, *The Detroit Free Press* All-West First Team, All *Observer* First Team, and KLAA All League in 2011. . . Coached by Tim Baechler.



Jeff DRISKEL

QUARTERBACK

Redshirt Junior
Height: 6-4
Weight: 230
Hometown: Oviedo, Fla.
Previous School: Hagerly

6

2013: Started three games before suffering a season-ending fracture in his leg. . . Threw for 477 yards completing 42-of-63 passes in his limited action. . . Had career high attempts (33), completions (22) and passing yards (291) at Miami in week two. . . Suffered the injury in the first half of the game against Tennessee. . . Named a captain for the Toledo and Miami games. . . **2012:** Started 12 games for the Gators. . . Completed 156-of-245 passes for 1,646 yards with 12 touchdowns and five interceptions on the year. . . Also ran 118 times for 408 yards (3.5 avg) on the season with three touchdowns. . . His 408 rushing yards rank seventh in school history by a quarterback for a single season. . . Was second on the team in rushing. . . Threw a 75-yard touchdown pass to Frankie Hammond at Tennessee for the longest pass of his career. . . Had a passer rating of 195.0 in Knoxville, the highest for a UF quarterback on the road in a conference game since Tim Tebow had a 202.7 rating at Kentucky in 2007. . . Was named the SEC Offensive Player of the Week for his efforts against the Volunteers. . . Rushed 11 times for a career-high 177 yards and three touchdowns at Vanderbilt. . . The 177 yards rushing is a school record by a Gator quarterback, surpassing Tim Tebow's mark of 166 yards at Ole Miss in 2007. . . Threw for a career-best four touchdowns against South Carolina and is the only FBS player since 1996 to have four touchdown passes and throw for less than 100 yards in the same game. . . Completed a pass to 10 different receivers against Kentucky. . . In his first career start at quarterback at Texas A&M, he was 13-of-16 passing for 162 yards and did not turn the ball over. . . Made his first career start against Bowling Green, lining up at wide receiver, then proceeded to play the rest of the game at quarterback. . . Missed the Jacksonville State game due to injury. . . **2011:** Saw action in five games as a true freshman quarterback. . . Completed 16-of-34 passes for 148 yards on the season. . . Went 2-for-6 for 14 yards in the air against Alabama, and added a 31-yard run,

the longest rush against the Crimson Tide in 2011... Played the entire second half at Auburn, throwing a season-long 22 yard pass to Chris Rainey on the last drive of the game... Made his Gator debut in the season opener against FAU and his SEC debut against Kentucky... Completed 4-of-6 passes for 42 yards in his first collegiate football game against the Owls... Enrolled at UF in January of 2011.

PRIOR TO FLORIDA: Maxwell Football Club National High School Player of the Year... Gatorade Florida Player of the Year... Threw for 4,844 passing yards in his career with 36 touchdowns and helped lead the Huskies to their first winning season in their fourth year as a varsity program... Had 1,819 yards and 15 touchdowns passing, 1,333 rushing yards with 20 touchdowns and caught two touchdown passes his senior year... Threw for 1,427 yards with 11 touchdowns and ran for 170 yards with five touchdowns his junior year... Participated in the Under Armour High School All-American Game in 2011... Chose Florida over Alabama, Auburn, LSU, Tennessee, Virginia Tech, Ole Miss and Clemson, among others... Coached by Nate Gierke.

CAREER HIGHS Pass Attempts: 33 (Miami, 2013)
 Pass Completions: 22 (Miami, 2013)
 Passing Yards: 291 (Miami, 2013)
 Passing TDs: 4 (South Carolina, 2012)
 Long Pass: 75 (Tennessee, 2012)
 Interceptions: 2 (Georgia, 2012)
 Rushes: 14 (Texas A&M, 2012)
 Rush Yards: 177 (Vanderbilt, 2012)
 Rush TDs: 3 (Vanderbilt, 2012)
 Long Rush: 70 (Vanderbilt, 2012)

2011 (5 GP/0 GS*)	Passing								Rushing					
	OPPONENT	Att	Comp	Yds	Pct	TD	INT	Lg	Rate	No	Yds	Avg	TD	Lg
FAU - 9/3	6	4	42	66.7%	0	1	20	92.1		2	8	4.0	0	5
UAB - 9/10	1	1	17	100.0%	0	0	17	242.8		2	5	2.5	0	5
Tenn - 9/17	DNP													
at Kty - 9/24	3	0	0	0.0%	0	1	0	-66.7		2	-5	-2.5	0	3
#3 Ala - 10/1	6	2	14	33.3%	0	0	8	52.9		6	18	3.0	0	31
at #1 LSU - 10/8	DNP													
at #24 Aub - 10/15	18	9	75	50.0%	0	0	22	85.0		4	-8	-2.0	0	9
vs. #22 UGA - 10/29	DNP													
Vandy - 11/5	DNP													
at #15 SC - 11/12	DNP													
Furman - 11/19	DNP													
FSU - 11/26	DNP													
vs. OSU - 1/2/12	DNP													
2011 Totals	34	16	148	47.1%	0	2	22	71.9		16	18	1.1	0	31

2012 (12 GP/12 GS*)	Passing								Rushing					
	OPPONENT	Att	Comp	Yds	Pct	TD	INT	Lg	Rate	No	Yds	Avg	TD	Lg
*BGSU - 9/1	16	10	114	62.5%	1	0	50	143.0		3	24	8.0	0	26
*at TAMU - 9/8	16	13	162	81.3%	0	0	39	166.3		14	8	0.6	0	21
*at #23 Tenn - 9/15	20	14	219	70.0%	2	0	75	195.0		8	81	10.1	0	28
*Kty - 9/22	27	18	203	66.7%	1	1	52	134.6		8	35	4.4	1	38
*#4 LSU - 10/6	12	8	61	66.7%	0	0	14	109.4		13	1	0.1	0	17
*at Vandy - 10/13	20	11	77	55.0%	0	0	21	87.3		11	177	16.1	3	70
*#9 SC - 10/20	16	11	93	68.8%	4	0	39	200.1		9	-5	-0.6	0	12
*vs. #12 UGA - 10/27/27	15	191	55.6%	0	2	29	100.2		13	-4	-0.3	0	20	
*Mizzou - 11/3	23	12	106	52.2%	1	0	45	105.2		6	31	5.2	0	15
*Louisiana - 11/10	16	13	98	81.3%	1	0	30	153.3		12	76	6.3	0	24
Jack St - 11/17	DNP													
*at #10 FSU - 11/24	23	15	147	65.2%	1	0	21	133.3		11	-15	-1.4	0	31
*#21 Louisville 1/2/13	29	16	175	55.2%	1	2	26	103.4		10	4	0.4	0	10
2012 Totals	245	156	1646	63.7%	12	5	75	132.2		118	413	3.5	4	70

2013 (3 GP/3 GS*)	Passing								Rushing					
	OPPONENT	Att	Comp	Yds	Pct	TD	INT	Lg	Rate	No	Yds	Avg	TD	Lg
*Toledo - 8/31	22	17	153	77.3%	1	0	26	150.7		8	19	2.4	0	10
*at #24 Miami - 9/7	33	22	291	66.7%	1	2	46	138.6		9	19	2.1	1	12
*Tenn - 9/21	6	3	33	50.0%	0	1	21	62.9		0	0	0.0	0	0
at Kty - 9/28	DNP													
Ark - 10/5	DNP													
at #10 LSU - 10/12	DNP													
at #14 Mizz - 10/19	DNP													
vs. UGA - 11/2	DNP													
Vandy - 11/9	DNP													
at #11 SC - 11/16	DNP													
GS - 11/23	DNP													
#2 FSU - 11/30	DNP													
2013 Totals	61	42	477	68.9%	2	3	46	121.1		17	38	2.2	1	12

Career Totals	Passing								Rushing					
	Att	Comp	Yds	Pct	TD	INT	Lg	Rate	No	Yds	Avg	TD	Lg	
20 GP/15 GS	340	214	2271	62.9%	14	10	75	126.75		151	469	6.9	5	70



Quinton DUNBAR

WIDE RECEIVER

Redshirt Senior

Height: 6-2

Weight: 195

Hometown: Miami, Fla.

Previous School: Booker T. Washington

1

Enters 2014 with a catch in 28-straight games, dating back to the game against Furman in 2011. During that span, he totaled 82 catches for 1,031 yards and 6 touchdowns... His streak of 28-straight games with a catch is a school record, surpassing Carlos Alvarez's streak of 25 games from 1969-71... **2013:** Started all 12 games for UF... Finished second on the team with 40 catches for 548 yards... Set new career highs with 7 catches for 98 yards at Miami. He finished the season with 40 catches for 548 yards... He led the team in receiving yards twice (Georgia-91, Vanderbilt-77) and led the team in catches six times (Miami-7, Tennessee-4, LSU-3, Georgia-4, Vanderbilt-6, South Carolina-3)... Against Georgia, Dunbar had a career-long 83-yard completion from Tyler Murphy... Named a team captain for the Miami game... **2012:** Played in 13 games while starting nine... Ranked second on the team with 36 receptions for 383 yards... Led the team with four touchdown receptions on the year... Recorded season-highs with five catches for 77 yards in the Sugar Bowl against Louisville... Caught the game-tying touchdown pass versus Louisiana late in the fourth quarter... **2011:** Appeared in 12 games while starting five... Caught 14 passes for 216 yards and two touchdowns... Caught two passes for 24 yards in his first career start vs. FAU... Had a season-long 40-yard reception on the game's first offensive play against UAB... Scored his first career touchdown against Furman on a 29-yard reception and finished with two catches for 54 yards... **2010:** Made collegiate debut against Miami University and also saw action on special teams against LSU... Earned a redshirt.

PRIOR TO FLORIDA: Had over 500 yards receiving as a senior... Caught 39 passes for 703 yards and seven touchdowns during his junior season... Named All-Dade First Team wide receiver in 2008... Received FSWA 4A All-State Honorable Mention in 2008... Chose Florida over Miami, Michigan, Tennessee, Purdue, Rutgers and UCF... Coached by Earl Tillman.

CAREER HIGHS Catches: 7 (Miami, 2013)
 Receiving Yds: 98 (Miami, 2013)
 Receiving TDs: 1 (6x, last Florida State, 2012)
 Long Catch: 83 (Georgia, 2013)

2010 (1 GP/0 GS*)	Receiving				
	No	Yds	Avg	TD	Lg
Miami (OH) - 9/4	0	0	0.0	0	0
2010 Totals	0	0	0.0	0	0

2011 (12 GP/5 GS*)

OPPONENT	No	Yds	Avg	TD	Lg
*FAU - 9/3	2	24	12.0	0	14
*UAB - 9/10	2	58	29.0	0	40
*Tenn - 9/17	1	1	1.0	0	1
at Kty - 9/24	0	0	0.0	0	0
#3 Ala - 10/1	0	0	0.0	0	0
at #1 LSU - 10/8	0	0	0.0	0	0
at #24 Aub - 10/15	0	0	0.0	0	0
vs. #22 UGA - 10/29	1	24	24.0	0	24
Vandy - 11/5	2	9	4.5	0	5
at #15 SC - 11/12	0	0	0.0	0	0
*Furman - 11/19	2	54	27.0	1	29
FSU - 11/26	3	40	13.3	1	21
*vs. OSU - 1/2/12	1	6	6.0	0	6
2011 Totals	14	216	15.4	2	40

2012 (13 GP/8 GS*)

OPPONENT	No	Yds	Avg	TD	Lg
BGSU - 9/1	3	32	10.7	0	18
*at TAMU - 9/8	1	11	11.0	0	11
at #23 Tenn - 9/15	3	30	10.0	0	20
*Kty - 9/22	3	36	12.0	1	19
*#4 LSU - 10/6	2	15	7.5	0	8
at Vandy - 10/13	1	21	21.0	0	21
*#9 SC - 10/20	2	29	14.5	1	16
*vs. #12 UGA - 10/27	3	40	13.3	0	19
*Mizzou - 11/3	2	13	6.5	0	9
*Louisiana - 11/10	4	25	6.3	1	11
*Jack St - 11/17	3	29	9.7	0	23
*at #10 FSU - 11/24	4	25	6.3	1	14
#21 Louisville 1/2/13	5	77	15.4	0	26
2012 Totals	36	383	10.6	4	26

2013 (12 GP/12 GS*)

OPPONENT	No	Yds	Avg	TD	Lg
*Toledo - 8/31	2	22	11.0	0	15
*at #24 Miami - 9/7	7	98	14.0	0	32
*Tenn - 9/21	4	63	15.8	0	31
*at Kty - 9/28	2	48	24.0	0	29
*Ark - 10/5	3	43	14.3	0	19
*at #10 LSU - 10/12	3	29	9.7	0	20
*at #14 Mizzou - 10/19	1	-2	-2.0	0	0
*vs. UGA - 11/2	4	91	22.8	0	83
*Vandy - 11/9	6	77	12.8	0	35
*at #11 SC - 11/16	3	25	8.3	0	14
*GS - 11/23	3	37	12.3	0	17
*#2 FSU - 11/30	2	17	8.5	0	14
2013 Totals	40	548	13.7	0	83

Career Totals	No	Yds	Avg	TD	Lg
38 GP/25 GS	90	1147	12.7	6	83



Drew FERRIS

LONG SNAPPER

Redshirt Senior

Height: 6-0

Weight: 212

Hometown: Carlsbad, Calif.

Previous School: San Diego Jewish Acad.

82

2013: Played in all 12 games for the Gators. . . Served as UF's primary snapper for punts and field goals. . . **2012:** Began the season as the team's starting long snapper, but suffered a season-ending injury in the first game against Bowling Green. . . **2011:** Made his Gator debut in the season opener against FAU. . . Served as the long snapper for both the field-goal and punt teams for the entire season, playing in all 13 games. . . **2010:** Did not see action in the 2010 season.

PRIOR TO FLORIDA: Played defensive end, offensive tackle and middle linebacker. . . Won Coaches' Award for hardest worker in Fall 2008 and named to second-team all-conference on offense and defense in the fall of 2009. . . Member of the varsity basketball team his junior and senior years and was a member of the varsity baseball team his senior year. . . Named to the San Diego Union Tribune All-Academic Team four times in high school.



Dante FOWLER, Jr.

BUCK

Junior

Height: 6-3

Weight: 261

Hometown: St. Petersburg, Fla.

Previous School: Lakewood Senior

6

2013: Named to the All-SEC Second Team by the media. . . Selected to the College Football News All-Sophomore team. . . Named the Athlon Sports National Defensive Player of the Week and the SEC Defensive Player of the Week following the Tennessee game, in which he had three tackles-for-loss, one sack, two forced fumbles and a fumble recovery. . . Named to the Phil Steele Mid-season All-SEC First Team. . . Fifth on the team in total tackles, leading all defensive linemen. . . Led the team with 10.5 tackles-for-loss and ranked second with 3.5 sacks. . . Named a captain for the Missouri and Georgia Southern games. . . **2012:** Saw action in all 13 games, making his first start against Missouri. . . Named First-Team SEC Coaches' All-Freshman (DL), CBSSports.com Freshman All-America and Second Team All-Freshman by Scout.com, Phil Steele and FoxSportsNext.com. . . Registered a TFL in four of the last five games of the season (Missouri, Louisiana, Jacksonville State and Louisville). . . Second-leading tackler among freshmen.

PRIOR TO FLORIDA: Named an Honorable Mention All-American by Sports Illustrated. . . Competed in the 2012 Under Armour All-American Game. . . Helped Lakewood to a 7-4 record as a senior. . . Chose Florida over Florida State, Southern Cal, Auburn, Georgia, LSU and Ohio State among others. . . Coached by Cory Moore.

CAREER HIGHS Tackles: 8 (Georgia Southern, 2013)
 QB Sacks: 2.0 (Kentucky, 2013)
 Forced Fumbles: 2 (Tennessee, 2013)
 Fumble Recoveries: 1 (Tennessee, 2013)

Dante Fowler, Jr. Stats (Continued)

2012 (13 GP/1 GS*)	Defensive Stats								
OPPONENT	U	A	T	TFL	SK	INT	PB	FR	FF
BGSU - 9/1	2	1	3	0.5	0.0	0	0	0	0
at TAMU - 9/8	0	2	2	0.0	0.0	0	0	0	0
at #23 Tenn - 9/15	1	1	2	1.0	0.0	0	0	0	0
Kty - 9/22	0	1	1	0.0	0.0	0	0	0	0
#4 LSU - 10/6	0	0	0	0.0	0.0	0	0	0	0
at Vandy - 10/13	0	3	3	0.5	0.0	0	0	0	0
#9 SC - 10/20	1	1	2	1.0	1.0	0	0	0	0
vs. #12 UGA - 10/27	2	2	4	0.0	0.0	0	0	0	0
*Mizzou - 11/3	3	2	5	2.0	1.0	0	0	0	0
Louisiana - 11/10	1	0	1	1.0	0.0	0	0	0	0
Jack St - 11/17	1	2	3	0.5	0.5	0	0	0	0
at #10 FSU - 11/24	0	1	1	0.0	0.0	0	0	0	0
#21 Louisville 1/2/13	2	1	3	1.5	0.0	0	0	0	0
2012 Totals	13	17	30	8.0	2.5	0	0	0	0

2013 (12 GP/12 GS*)	Defensive Stats								
OPPONENT	U	A	T	TFL	SK	INT	PB	FR	FF
*Toledo - 8/31	2	0	2	0.0	0.0	0	0	0	0
*at #24 Miami - 9/7	3	0	3	1.0	0.0	0	0	0	0
*Tenn - 9/21	3	0	3	3.0	1.0	0	0	1	2
*at Kty - 9/28	2	3	5	2.0	2.0	0	0	0	0
*Ark - 10/5	3	1	4	1.0	0.0	0	0	0	0
*at #10 LSU - 10/12	0	5	5	0.0	0.0	0	0	0	0
*at #14 Mizzou - 10/19	4	1	5	1.0	0.0	0	0	0	1
*vs. UGA - 11/2	4	2	6	0.0	0.0	0	0	0	0
*Vandy - 11/9	0	2	2	0.5	0.5	0	0	0	0
*at SC - 11/16	3	1	4	0.0	0.0	0	1	0	0
*GS - 11/23	5	3	8	2.0	0.0	0	0	0	0
*#2 FSU - 11/30	2	1	3	0.0	0.0	0	0	0	0
2013 Totals	31	19	50	10.5	3.5	0	1	1	3

Career Totals	U	A	T	TFL	SK	INT	PB	FR	FF
25 GP/13 GS	44	36	80	18.5	6.0	0	1	1	3



Kerolin FRANCOIS
DEFENSIVE BACK
Redshirt Freshman
 Height: 5-11
 Weight: 192
 Hometown: Lake Worth, Fla.
 Previous School: Forest Hill

38

2013: Did not see any action and redshirted.

PRIOR TO FLORIDA: Named Forest Hill Defensive MVP... Was a 2012 team captain... Named to the 2013 All-Academic team by the Palm Beach Post... Named to the 2012 Palm Beach Post All-Area team... Member of the National Honor Society... Coached by Chris Kokell.



Matthew FUCHS
DEFENSIVE LINE
Redshirt Sophomore
 Height: 6-2
 Weight: 248
 Hometown: Gainesville, Fla.
 Previous School: Buchholz

79

2013: Did not appear in any games for the Gators... **2012:** A walk-on to the 2012 Gator squad.

PRIOR TO FLORIDA: Played high school football at Buchholz High School in Gainesville for coaches Matt Kerstetter and Jay Godwin.



Ahmad FULWOOD

WIDE RECEIVER

Sophomore
 Height: 6-4
 Weight: 202
 Hometown: Jacksonville, Fla.
 Previous School: Bishop Kenny

5

2013: Played in all 12 games as a true freshman... Came on midway through the season with 16 of his 17 catches coming in the last seven games. He totaled 127 yards on 17 catches... Against Vanderbilt, he caught three passes for 33 yards and scored his first career touchdown... His 17 receptions were the most by a true freshman wide receiver at Florida since Percy Harvin had 34 catches in 2006.

PRIOR TO FLORIDA: Totaled 42 catches for 680 yards (16.2 avg) and 12 touchdowns as a senior... Participated in the U.S. Army Combine and The Opening... Big-size receiver who had 46 catches, 22 TDs, 1,141 yards as a junior... Chose Gators over Alabama, Clemson and Georgia... Coached by Mark Thorson.

CAREER HIGHS Catches: 4 (FSU, 2013)
 Receiving Yards: 33 (Vanderbilt, 2013)
 Long Catch: 11 (2x, last Florida State, 2013)

2013 (12 GP/0 GS*)	Receiving				
OPPONENT	No	Yds	Avg	TD	Lg
Toledo - 8/31	1	5	5.0	0	5
at #24 Miami - 9/7	0	0	0.0	0	0
Tenn - 9/21	0	0	0.0	0	0
at Kty - 9/28	0	0	0.0	0	0
Ark - 10/5	0	0	0.0	0	0
at #10 LSU - 10/12	2	19	9.5	0	15
at #14 Mizzou - 10/19	1	7	7.0	0	7
vs. UGA - 11/2	2	22	11.0	0	11
Vandy - 11/9	3	33	11.0	1	11
at #11 SC - 11/16	2	6	3.0	0	3
GS - 11/23	2	12	6.0	0	7
#2 FSU - 11/30	4	23	5.8	0	11
2013 Totals	17	127	7.5	1	15

Career Totals	Receiving				
12 GP/0 GS	No	Yds	Avg	TD	Lg
	17	127	7.5	1	15



Max GARCIA

OFFENSIVE LINE

Redshirt Senior
 Height: 6-5
 Weight: 294
 Hometown: Norcross, Ga.
 Previous School: Norcross/Maryland

76

2013: In his first season as a Gator, he started all 12 games, playing mostly left guard and left tackle... Named a team captain against Vanderbilt... Won the Scrap Iron Award following the Toledo, Tennessee and Arkansas games... **2012:** Sat out due to NCAA transfer rules... Named the Scout Team Player of the Week against BGSU, LSU and Florida State.

PRIOR TO FLORIDA: (*at Maryland*) **2011:** One of only five Terps to play in and start all 12 games... Started every game at left tackle... Made his first career start in Maryland's victory over Miami... **2010:** Saw action in two games (vs. FSU and vs. ECU) as a reserve left tackle... **PREP:** An honorable mention Class 5A All-Georgia honoree as a senior... Competed in track (50-9 in shot; 120-6 in discus)... Traveled to Australia in the summer of 2009 to compete in World Track meet... Coached by Keith Maloof.



Jabari GORMAN

DEFENSIVE BACK

Senior

Height: 5-10

Weight: 184

Hometown: Miami, Fla.

Previous School: Monsignor Pace

2

2013: Played in all 12 games and started five times at safety...Finished sixth on the team with 48 tackles...Had one interception and seven pass breakups...Forced one fumble on the season...Had a career-high 10 tackles against Georgia Southern...Made his first-career start against Kentucky and had four tackles with two pass breakups...Named a team captain for the Arkansas game...**2012:** Appeared in 12 games...Had two tackles, one interception and a fumble recovery on the season...Recovered a fumble on a kickoff against Florida State...Grabbed his first career interception against South Carolina...**2011:** Saw action in all 13 games, playing mostly on special teams and as a reserve safety...Finished the season with eight tackles, including three on special teams...Tallied a season-best three tackles vs. Kentucky...Named to the SEC First-Year Academic Honor Roll.

PRIOR TO FLORIDA: Helped lead Monsignor Pace into the Class 2B regional final before suffering its only loss of the season to finish with a 10-1 record...Competed in the 2011 Under Armour All-American Game...A second-team all-state defensive back in the 2B classification...Also played running back in high school...Chose Florida over many schools, including Florida State, Ohio State, Michigan, LSU and Alabama...Coached by Alvin Slaughter.

CAREER HIGHS Tackles: 3 (Kentucky, 2011)
Fumble Recovery: 1 (Florida State, 2012)
Interceptions: 1 (South Carolina, 2012)

2011 (13 GP/0 GS*)	Defensive Stats									
OPPONENT	U	A	T	TFL	SK	INT	PB	FR	FF	
FAU - 9/3	2	0	2	0.0	0.0	0	0	0	0	0
UAB - 9/10	2	0	2	0.0	0.0	0	0	0	0	1
Tenn - 9/17	0	0	0	0.0	0.0	0	0	0	0	0
at Kty - 9/24	3	0	3	0.0	0.0	0	0	0	0	0
#3 Ala - 10/1	0	0	0	0.0	0.0	0	0	0	0	0
at #1 LSU - 10/8	0	0	0	0.0	0.0	0	0	0	0	0
at #24 Aub - 10/15	0	1	1	0.0	0.0	0	0	0	0	0
vs. #22 UGA - 10/29	0	0	0	0.0	0.0	0	0	0	0	0
Vandy - 11/5	0	0	0	0.0	0.0	0	0	0	0	0
at #15 SC - 11/12	0	0	0	0.0	0.0	0	0	0	0	0
Furman - 11/19	0	0	0	0.0	0.0	0	0	0	0	0
FSU - 11/26	0	0	0	0.0	0.0	0	0	0	0	0
vs. OSU - 1/2/12	0	0	0	0.0	0.0	0	0	0	0	0
2011 Totals	7	1	8	0.0	0.0	0	0	0	0	1

2012 (12 GP/0 GS*)	Defensive Stats									
OPPONENT	U	A	T	TFL	SK	INT	PB	FR	FF	
BGSU - 9/1	1	0	1	0.0	0.0	0	0	0	0	0
at TAMU - 9/8	0	0	0	0.0	0.0	0	0	0	0	0
at #23 Tenn - 9/15	DNP									
Kty - 9/22	0	0	0	0.0	0.0	0	0	0	0	0
#4 LSU - 10/6	0	0	0	0.0	0.0	0	0	0	0	0
at Vandy - 10/13	0	0	0	0.0	0.0	0	0	0	0	0
#9 SC - 10/20	0	0	0	0.0	0.0	1	0	0	0	0
vs. #12 UGA - 10/27	0	0	0	0.0	0.0	0	0	0	0	0
Mizzou - 11/3	0	0	0	0.0	0.0	0	0	0	0	0
Louisiana - 11/10	0	0	0	0.0	0.0	0	0	0	0	0
Jack St - 11/17	1	0	1	0.0	0.0	0	0	0	0	0
at #10 FSU - 11/24	0	0	0	0.0	0.0	0	0	1	0	0
#21 Louisville 1/2/13	0	0	0	0.0	0.0	0	0	0	0	0
2012 Totals	2	0	2	0.0	0.0	1	0	1	0	0

2013 (12 GP/5 GS*)

OPPONENT	U	A	T	TFL	SK	INT	PB	FR	FF
Toledo - 8/31	1	0	1	0.0	0.0	0	1	0	0
at #24 Miami - 9/7	1	1	2	0.0	0.0	0	0	0	0
Tenn - 9/21	2	1	3	1.0	0.0	1	1	0	0
*at Kty - 9/28	2	2	4	0.0	0.0	0	2	0	0
*Ark - 10/5	3	1	4	0.0	0.0	0	0	0	0
*at #10 LSU - 10/12	4	4	8	0.5	0.0	0	0	0	0
at #14 Mizzou - 10/19	4	4	8	0.0	0.0	0	2	0	0
vs. UGA - 11/2	0	1	1	0.0	0.0	0	0	0	0
*Vandy - 11/9	3	2	5	0.0	0.0	0	0	0	0
at #11 SC - 11/16	2	0	2	0.0	0.0	0	0	0	0
*GS - 11/23	5	5	10	1.0	0.0	0	1	0	1
#2 FSU - 11/30	0	0	0	0.0	0.0	0	0	0	0
2013 Totals	27	21	48	2.5	0.0	1	7	0	1

Career Totals	Defensive Stats									
	U	A	T	TFL	SK	INT	PB	FR	FF	
37 GP/5 GS	36	22	58	2.5	0.0	2	7	1	2	



Chaz GREEN

OFFENSIVE LINE

Redshirt Senior

Height: 6-5

Weight: 300


Hometown: Tampa, Fla.

Previous School: Tampa Catholic

75

2013: Injured in August camp and missed the entire season...**2012:** Played in 11 games, started 10... Missed the Tennessee and Kentucky games due to injury...Graded out 80 percent or higher in the final four games of the regular season...**2011:** Named a 2011 Freshman All-American and named to the SEC All-Freshman team...Started and appeared in nine games on the season...Missed matchups against Georgia, Vanderbilt, South Carolina and Furman due to injury...Earned his first career start against FAU, lining up at right tackle...**2010:** Dressed for 12 games but did not play and redshirted.

PRIOR TO FLORIDA: Played in the 2010 Under Armour All-America Game...Named to the Top 150 Dream Team by PrepStar Magazine...Led Tampa Catholic to 2009 Florida 2B Runner-Up finish and an 11-2 record...Helped pave the way for a team that rushed for over 3,000 yards in 2009...Named FSWA 2A all-state second-team in 2008 as a junior...Chose Florida over Georgia, Ohio State, Tennessee and USC...Coached by Bob Henriquez.



Jacob GUY

QUARTERBACK

Redshirt Sophomore

Height: 6-5

Weight: 209


Hometown: Dade City, Fla.

Previous School: Pasco

8

2013: Did not appear in any games for the Gators...**2012:** Walked on to the team in the summer of 2012...Did not play in any games...Played a key role in the Gators' scout offense.

PRIOR TO FLORIDA: Named to the 2011 *Tampa Bay Times'* All-Suncoast First-Team...Set the Pasco County passing records in touchdowns (42) and yards (2,672)...Led his team to the Class 5A state semifinals...Chose Florida over FIU, FAU, Massachusetts, Ohio and Western Michigan.



Austin HARDIN

KICKER

Redshirt Sophomore
 Height: 5-10
 Weight: 197
 Hometown: Atlanta, Ga.
 Previous School: Marist

16

2013: Handled kickoff duties for all 12 games. . . Converted four of 12 field goal attempts on the season and all 15 point after attempts. . . Had a season-long field goal of 33 yards, at Miami and at Kentucky. . . Made his debut in the opener and made one of two field goals. . . **2012:** Did not see any action and redshirted.

PRIOR TO FLORIDA: Kicked at the Under Armour All-America game. . . Named to the Georgia Sportswriters Association Class 4A All-State Team. . . Went 13-of-20 on field goals, including a 59-yard game-winner, and converted all of his extra-point attempts. . . Helped Marist to a 9-3 record as a senior. . . All seven of his misses came from over 50 yards. . . Chose Florida over Auburn and Tennessee. . . Coached by Alan Chadwick.

CAREER HIGHS FG Attempted: 2 (2x, last Kentucky, 2013)
 FG Made: 1 (4x, last Kentucky, 2013)
 FG Long: 33 (2x, last Kentucky, 2013)
 Kickoffs: 6 (2x, last Arkansas, 2013)
 Kickoff Yards: 388 (Tennessee, 2013)
 Kickoff Average: 64.7 (Tennessee, 2013)

2013 (12 GP/0 GS*)	Extra Points			Field Goals			Kickoffs						
	M	A	Pct	M	A	Pct	Lg	Pts	No	Yds	Avg	TB	OB
TOLEDO - 8/31	3	3	100%	1	2	50.0%	24	6	5	303	60.6	1	0
at #24 MIAMI - 9/7	1	1	100%	1	1	100.0%	33	4	4	203	50.8	0	0
TENN - 9/21	4	4	100%	1	2	50.0%	23	7	6	388	64.7	3	0
at KTY - 9/28	3	3	100%	1	2	50.0%	33	6	5	322	64.4	4	0
ARK - 10/5	0	0	0%	0	1	0.0%	0	0	6	382	63.7	2	0
at #10 LSU - 10/12	0	0	0%	0	0	0.0%	0	0	3	194	64.7	1	0
at #14 MIZZOU - 10/19	0	0	0%	0	0	0.0%	0	0	4	249	62.3	2	0
vs. UGA - 11/2	0	0	0%	0	1	0.0%	0	0	4	246	61.5	0	0
VANDY - 11/9	2	2	100%	0	1	0.0%	0	2	4	204	51.0	2	0
at #11 SC - 11/16	2	2	100%	0	1	0.0%	0	2	3	187	62.3	0	0
GS - 11/23	0	0	0%	0	0	0.0%	0	0	5	308	61.6	3	0
#2 FSU - 11/30	0	0	0%	0	1	0.0%	0	0	2	114	57.0	0	0
2013 Totals	15	15	100%	4	12	33.3%	33	27	51	3100	60.8	18	0

OPPONENT	Extra Points			Field Goals			Kickoffs						
	M	A	Pct	M	A	Pct	Lg	Pts	No	Yds	Avg	TB	OB
12 GP/0 GS	15	15	100%	4	12	33.3%	33	27	51	3100	60.8	18	0



Vernon HARGREAVES III

DEFENSIVE BACK

Sophomore
 Height: 5-11
 Weight: 194
 Hometown: Tampa, Fla.
 Previous School: Wharton

1

2013: Enrolled in the summer and quickly moved up the depth chart, starting the final 10 games of the season at cornerback. . . Named a Third Team All-American by the Associated Press. . . Named the National Defensive Freshman of the Year by College Football News. . . First Team Freshman All-America selection by College Football News, Sporting News, FWA, 247sports.com and Athlon Sports. . . Chosen by Athlon Sports as the SEC Newcomer of the Year. . . Named First Team All-SEC by the AP, the leagues' coaches, Athlon Sports and Sporting News. . . Also named to the Freshman All-SEC team. . . Ranked second in the SEC in passes defended (1.17 per game) and tied for seventh in the league in interceptions (3). . . His 11 pass breakups equaled the most by a true freshman in school history, matching the total Janoris Jenkins had in 2008. . . The total also tied for the ninth-most in a single season in school history. . . Had an interception in each of his

first two collegiate games. . . Named a team captain for the South Carolina game.

PRIOR TO FLORIDA: Named the National Defensive Player of the Year at the 58th Touchdown Club of Columbus Awards. . . Totaled 110 tackles, 5 interceptions, 5 forced fumbles and 5 pass breakups as a senior. . . Also scored five touchdowns and five two-point conversions and averaged 34 yards per kickoff return. . . Named All-Western Conference, All-Hillsborough, All-Suncoast, All-State, Class 8A Defensive Player of the Year and the Guy Toph Award winner as Hillsborough County's top senior football player. . . Finalist for the 2012 Florida Dairy Farmers Mr. Football Award. . . Named the *Tampa Bay Times* All-Hillsborough Defensive Player of the Year and a *USA Today* First-Team All-American. . . Named the MVP of the Under Armour All-America game after a team-high 5 tackles, one interception and a pass breakup. . . Competed on the Southeast team at Champion Gridiron Kings where he had six interceptions and earned Defensive MVP honors. . . Earned a spot on the 247Sports Class of 2013 All-America team. . . Named the *Tampa Bay Times* Blue Chipper of the Year. . . Competed in the Sling-n-Shoot 7-on-7 tournament at USF. . . Defensive MVP from the IMG Madden 7-on-7 National Championship. . . As a junior in 2011, had 49 tackles and 2 interceptions, along with 11 offensive touchdowns. . . As a sophomore in 2010, had 44 tackles, 2 sacks and 2 interceptions. . . Chose Gators over an estimated 50 offers including Clemson, Vanderbilt, Miami and Notre Dame. . . His father, Vernon Hargreaves Jr., is the defensive backs coach at Houston and his older sister, Carina, graduated from UF. . . Vernon Jr. was named a member of UConn's 100th Anniversary Team, commemorating the best football players in the programs first 100 years. . . Coached by David Mitchell.

CAREER HIGHS Tackles: 9 (Georgia, 2013)
 Interceptions: 1 (3x, last Kentucky, 2013)
 Pass Breakups: 3 (Tennessee, 2013)

2013 (12 GP/10 GS*)	Defensive Stats									
	U	A	T	TFL	SK	INT	PB	FR	FF	
TOLEDO - 8/31	0	0	0	0.0	0.0	1	0	0	0	
at #24 MIAMI - 9/7	3	0	3	0.0	0.0	1	0	0	0	
*TENN - 9/21	2	0	2	0.0	0.0	0	3	0	0	
*at KTY - 9/28	1	1	2	0.0	0.0	1	1	0	0	
*ARK - 10/5	4	1	5	0.0	0.0	0	1	0	0	
*at #10 LSU - 10/12	2	2	4	0.0	0.0	0	0	0	0	
*at #14 MIZZOU - 10/19	1	2	3	0.0	0.0	0	2	0	0	
*vs. UGA - 11/2	8	1	9	0.0	0.0	0	0	0	0	
*VANDY - 11/9	0	2	2	0.0	0.0	0	1	0	0	
*at #11 SC - 11/16	0	2	2	0.0	0.0	0	1	0	0	
*GS - 11/23	2	1	3	0.0	0.0	0	1	0	0	
*#2 FSU - 11/30	3	0	3	0.0	0.0	0	1	0	0	
2013 Totals	26	12	38	0.0	0.0	3	11	0	0	

Career Totals	U	A	T	TFL	SK	INT	PB	FR	FF
12 GP/10 GS	26	12	38	0	0	3	11	0	0



Marcell HARRIS


DEFENSIVE BACK

Redshirt Freshman
 Height: 6-1
 Weight: 208
 Hometown: Orlando, Fla.
 Previous School: Dr. Phillips

26

2013: Did not see any action and redshirted.

PRIOR TO FLORIDA: Selected to the 2013 Under Armour All-American Game. . . In just eight games during his senior season, tallied 52 tackles and eight pass breakups. . . Participated in "The Opening", an all-star summer prospect camp held on the Nike Campus, as well as Gridiron Kings. . . His father, Mike Harris, was a Florida defensive back between 1994 and 1997. . . Chose Florida over Texas, Florida State, Oklahoma, Auburn, Miami, South Carolina, N.C. State, Notre Dame and LSU. . . Coached by Rodney Wells.



Case HARRISON

WIDE RECEIVER

Redshirt Freshman

Height: 6-0

Weight: 191

Hometown: Gainesville, Fla.

Previous School: Gainesville

81

2013: Did not see any action and redshirted. . . Earned the Most Valuable Defensive Scout Team Award.

PRIOR TO FLORIDA: As a senior, named first team all-area and had best performances on two occasions when he collected six catches for 113 yards with one touchdown and also five catches for 170 yards with three touchdowns. . . Was awarded 'Most Determined' and also achieved an academic award. . . Was an AP scholar and a Cambridge scholar. . . Chose Florida over Mercer and Yale. . . Coached by James Thomson.



Mark HERNDON

RUNNING BACK

Junior

Height: 5-9

Weight: 195

Hometown: Ocala, Fla.

Previous School: Forest

37

2013: Played in all 12 games, serving as a key member on special teams and a backup at running back. . . Had four carries for 32 yards and one catch for 4 yards on the season. . . Also had two tackles on special teams, one each against Toledo and Arkansas. . . Won the team's Gene Elleson Community Service Award. . . **2012:** Saw action in six games, mostly on special teams. . . Named the Scout Team Player of the Week for the South Carolina game and Special Teams Scout Player of the Week for BGSU and Tennessee.

PRIOR TO FLORIDA: Was named the District 7 MVP and Offensive Player of the Year during his senior season. . . Overall, rushed for 1,600 yards on 165 carries for 19 touchdowns. . . Chose Florida over Miami, Fresno State and FAU.

CAREER HIGHS Rushes: 4 (Toledo, 2013)
 Rush Yards: 32 (Toledo, 2013)
 Long Rush: 17 (Toledo, 2013)
 Catches: 1 (Missouri, 2013)
 Receiving Yards: 4 (Missouri, 2013)
 Long Catch: 4 (Missouri, 2013)

2012 (6 GP/0 GS*)	Rushing					Receiving				
	No	Yds	Avg	TD	Lg	No	Yds	Avg	TD	Lg
OPONENT										
BGSU - 9/1	0	0	0.0	0	0	0	0	0.0	0	0
at TAMU - 9/8	DNP									
at #23 Tenn - 9/15	DNP									
Kty - 9/22	0	0	0.0	0	0	0	0	0.0	0	0
#4 LSU - 10/6	DNP									
at Vandy - 10/13	DNP									
#9 SC - 10/20	0	0	0.0	0	0	0	0	0.0	0	0
vs. #12 UGA - 10/27	DNP									
Mizzou - 11/3	DNP									
Louisiana - 11/10	0	0	0.0	0	0	0	0	0.0	0	0
Jack St - 11/17	0	0	0.0	0	0	0	0	0.0	0	0
at #10 FSU - 11/24	DNP									
#21 Louisville 1/2/13	0	0	0.0	0	0	0	0	0.0	0	0
2012 Totals	0	0	0.0	0	0	0	0	0.0	0	0

2013 (12 GP/0 GS*)

OPPONENT	Rushing					Receiving				
	No	Yds	Avg	TD	Lg	No	Yds	Avg	TD	Lg
Toledo - 8/31	4	32	8.0	0	17	0	0	0.0	0	0
at #24 Miami - 9/7	0	0	0.0	0	0	0	0	0.0	0	0
Tenn - 9/21	0	0	0.0	0	0	0	0	0.0	0	0
at Kty - 9/28	0	0	0.0	0	0	0	0	0.0	0	0
Ark - 10/5	0	0	0.0	0	0	0	0	0.0	0	0
at #10 LSU - 10/12	0	0	0.0	0	0	0	0	0.0	0	0
at #14 Mizzou - 10/19	0	0	0.0	0	0	1	4	4.0	0	4
vs. UGA - 11/2	0	0	0.0	0	0	0	0	0.0	0	0
Vandy - 11/9	0	0	0.0	0	0	0	0	0.0	0	0
at #11 SC - 11/16	0	0	0.0	0	0	0	0	0.0	0	0
GS - 11/23	0	0	0.0	0	0	0	0	0.0	0	0
#2 FSU - 11/30	0	0	0.0	0	0	0	0	0.0	0	0
2013 Totals	4	32	8.0	0	17	1	4	4.0	0	4

Career Totals	Rushing					Receiving				
	No	Yds	Avg	TD	Lg	No	Yds	Avg	TD	Lg
18 GP/0 GS	4	32	8.0	0	17	1	4	4.0	0	4



D.J. HUMPHRIES

OFFENSIVE LINE

Junior

Height: 6-5

Weight: 290

Hometown: Union, N.C.

Previous School: Mallard Creek

70

2013: Played in seven games, starting the first six at left tackle, before a knee injury ended his season. . . **2012:** Appeared in all 12 games, starting three (South Carolina, Missouri, and Louisiana). . . Named First Team Offense SEC Coaches' All-Freshman (OL) and Sporting News Freshman All-America in 2012. . . Made his first career start against the Gamecocks. . . Graded out at 80 percent or better six times, including 100 percent against Texas A&M and Tennessee. . . Enrolled in January of 2012.

PRIOR TO FLORIDA: Named a First-Team high school All-American by USA Today, ESPN, Rivals.com, MaxPreps and Sports Illustrated. . . Started since his freshman season and did not allow a sack over the final three years of his prep career. . . Led Mallard Creek to a 13-1 record and berth in the NCHSAA Class 4AA State Semifinals. . . Mallard Creek finished No. 47 in the nation in the final Powerade Fab 50 rankings. . . An AP All-State first-team selection. . . Selected to participate in the 2012 U.S. Army All-America Bowl. . . Coached by Michael Palmieri. . . Father, D.J., played football at Presbyterian College and in the Arena Football League.



Joey IVIE IV

DEFENSIVE LINE

Sophomore

Height: 6-3

Weight: 271

Hometown: Dade City, Fla.

Previous School: Pasco

91

2013: True freshman saw action in three of the final five games... Totaled three tackles, all against Georgia Southern, while seeing time in the defensive line rotation... Enrolled in January of 2013.

PRIOR TO FLORIDA: Could play both end and tackle... Named the 12th best defensive lineman at the Rivals/VTO camp in May... Had eight sacks and forced two fumbles as a junior for the Pirates... He earned first-team honors from the Sunshine Athletic Conference... Chose UF over offers from 23 other schools, including Florida State, Miami and Tennessee. Coached by Tom McHugh.

CAREER HIGHS Tackles: 3 (Georgia Southern, 2013)

2013 (3 GP/0 GS*) OPPONENT	Defensive Stats									
	U	A	T	TFL	SK	INT	PB	FR	FF	
Toledo - 8/31	DNP									
at #24 Miami - 9/7	DNP									
Tenn - 9/21	DNP									
at Kty - 9/28	DNP									
Ark - 10/5	DNP									
at #10 LSU - 10/12	DNP									
at #14 Mizzou - 10/19	DNP									
vs. UGA - 11/2	0	0	0	0.0	0.0	0	0	0	0	
Vandy - 11/9	0	0	0	0.0	0.0	0	0	0	0	
at #11 SC - 11/16	DNP									
GS - 11/23	1	2	3	0.0	0.0	0	0	0	0	
#2 FSU - 11/30	DNP									
2013 Totals	1	2	3	0.0	0.0	0	0	0	0	

Career Totals 3 GP/0 GS	Defensive Stats									
	U	A	T	TFL	SK	INT	PB	FR	FF	
	1	2	3	0.0	0.0	0	0	0	0	



Roderick JOHNSON, Jr.

OFFENSIVE LINE

Redshirt Freshman

Height: 6-5

Weight: 308

Hometown: Delray Beach, Fla.

Previous School: American Heritage

55

2013: Did not see any action and redshirted.

PRIOR TO FLORIDA: Played in the Under Armour All-America Game at Tropicana Field in St. Petersburg, Fla... Selected Florida over Florida State and West Virginia... Coached by Stacy Sizemore.



Matt JONES

RUNNING BACK

Junior

Height: 6-2

Weight: 235

Hometown: Seffner, Fla.

Previous School: Armwood

24

2013: Missed part of August camp while recovering from a viral infection, and then suffered a season-ending knee injury against LSU... Despite playing just five games, he finished third on the team with 339 yards on 79 carries (4.3 avg) and two touchdowns... He also had 5 catches for 25 yards... Had 176 yards rushing at Kentucky, the most by a Gator running back since Ciatrick Fason had 210 vs. Kentucky in 2004... His 176 yards rushing on the road was the most since Ciatrick Fason ran for 190 at South Carolina in 2003 and is the eighth best all-time by a Gator in a road game... Jones also led the team in rushing against Miami (47 yards) and Arkansas (50 yards)... Named to the Doak Walker Award Watch List and selected Preseason All-SEC Third Team by the media... **2012:** Made his first career start against Tennessee and had 12 appearances on the season... The team's third leading rusher and had 52 carries for 275 yards and three touchdowns... Also recorded three receptions for 10 yards... Totaled 146 yards on 16 carries (19.1 avg.) in the final two games of the regular season versus Jacksonville State and Florida State... Scored touchdowns against South Carolina, FSU and Louisville.

PRIOR TO FLORIDA: Earned Honorable Mention All-State honors as a senior despite missing four games with a knee injury... Helped lead Armwood to a 15-0 record and the FHSAA Class 6A Championship his senior year while rushing for 896 yards (6.49 yards per carry) and 10 touchdowns despite missing four games... Also had nine catches for 197 yards and three touchdowns... Armwood finished No. 2 in the nation in the final POWERADE FAB 50 rankings and No. 3 in the nation in the final USA Today Super 25 rankings... Chose Florida over Alabama, Auburn and Clemson... Coached by Sean Callahan.

CAREER HIGHS Rushing Attempts: 28 (Kentucky, 2013)
 Rushing Yards: 176 (Kentucky, 2013)
 Rushing TDs: 1 (5x last Kentucky, 2013)
 Longest Rush: 67 (Kentucky, 2013)
 Receptions: 3 (Kentucky, 2013)
 Receiving Yards: 20 (Kentucky, 2012)
 Longest Reception: 9 (Kentucky, 2013)

2012 (12 GP/1 GS*) OPPONENT	Rushing					Receiving				
	No	Yds	Avg	TD	Lg	No	Yds	Avg	TD	Lg
BGSU - 9/1	3	17	5.7	0	17	0	0	0.0	0	0
at TAMU - 9/8	5	10	2.0	0	5	1	3	3.0	0	3
*at #23 Tenn - 9/15	5	9	1.8	0	5	0	0	0.0	0	0
Kty - 9/22	10	45	4.5	0	11	1	6	6.0	0	6
#4 LSU - 10/6	0	0	0.0	0	0	0	0	0.0	0	0
at Vandy - 10/13	0	0	0.0	0	0	0	0	0.0	0	0
#9 SC - 10/20	3	11	3.7	1	10	0	0	0.0	0	0
vs. #12 UGA - 10/27	DNP									
Mizzou - 11/3	6	24	4.0	0	11	0	0	0.0	0	0
Louisiana - 11/10	1	-3	-3.0	0	0	0	0	0.0	0	0
Jack St - 11/17	8	65	8.1	0	18	1	1	1.0	0	1
at #10 FSU - 11/24	8	81	10.1	1	32	0	0	0.0	0	0
#21 Louisville 1/2/13	3	16	5.3	1	17	0	0	0.0	0	0
2012 Totals	52	275	5.3	3	32	3	10	3.3	0	6

2013 (5 GP/4 GS*) OPPONENT	Rushing					Receiving				
	No	Yds	Avg	TD	Lg	No	Yds	Avg	TD	Lg
Toledo - 8/31	DNP									
*at #24 Miami - 9/7	18	47	2.6	0	9	1	1	1.0	0	1
Tenn - 9/21	12	49	4.1	1	13	1	4	4.0	0	4
*at Kty - 9/28	28	176	6.3	1	67	3	20	6.7	0	9
*Ark - 10/5	17	50	2.9	0	12	0	0	0.0	0	0
*at #10 LSU - 10/12	4	17	4.3	0	6	0	0	0.0	0	0
at #14 Mizzou - 10/19	DNP									
vs. UGA - 11/2	DNP									

Vandy - 11/9	DNP									
at #11 SC - 11/16	DNP									
GS - 11/23	DNP									
#2 FSU - 11/30	DNP									
2013 Totals	79	339	4.3	2	67	5	25	5.0	0	9

Career Totals	Rushing					Receiving				
	No	Yds	Avg	TD	Lg	No	Yds	Avg	TD	Lg
17 GP/5 GS	131	614	4.7	5	67	8	35	4.4	0	9



Hunter JOYER

RUNNING BACK

Senior

Height: 5-11

Weight: 232

Hometown: Wesley Chapel, Fla.

Previous School: Wesley Chapel

41

2013: Played in all 12 games with seven starts at fullback... Totaled 3 carries for 18 yards on the season... Has not had a rush for negative yardage in his career... Caught 2 passes for 12 yards and scored his first career receiving touchdown on a five-yard catch against Florida State... Also a key member of the kick return unit... Was a team captain for the Kentucky and Vanderbilt games... **2012:** Appeared in all 13 games, starting three at fullback... Had two rushes and four receptions totaling 18 yards... Key part of the Gators' rushing attack, which averaged 188.1 yards per game... Key blocker for six 100-yard rushing performances... faced his brother, an offensive lineman for Louisville, in the 2013 Sugar Bowl... **2011:** Appeared in all 13 games and started one as a true freshman... Played a key role on the kick return unit that had four 50+ yard returns, including two 99-yard touchdowns... One of four Gators since 2008 to score a touchdown on their first career rush after scoring on a three-yard run vs. UAB... Accumulated 82 yards on 18 carries and two touchdowns in his first season at UF... Recorded nine yards on three carries and his first career touchdown vs. UAB.

PRIOR TO FLORIDA: Played at Tampa Catholic as a junior and senior before to transferring back to Wesley Chapel for his final semester of high school... Rushed for nearly 500 yards and had six touchdowns at Tampa Catholic as a senior... Bench pressed 435 pounds in competitive weight lifting in high school... Chose Florida over UConn, Louisville, Miami, USF, Stanford and Texas A&M... Coached by Bob Henriquez at Tampa Catholic.

CAREER HIGHS Rushing Attempts: 3 (5x, last Florida State, 2011)

Rushing Yards: 30 (Florida State, 2011)

Rushing TDs: 1 (2x, last Furman, 2011)

Longest Rush: 23 (Florida State, 2011)

Receptions: 1 (4x, last Georgia, 2012)

Receiving Yards: 6 (Georgia, 2012)

Long Reception: 6 (Georgia, 2012)

2011 (13 GP/1 GS*)	Rushing					Receiving				
	No	Yds	Avg	TD	Lg	No	Yds	Avg	TD	Lg
FAU - 9/3	0	0	0.0	0	0	0	0	0.0	0	0
UAB - 9/10	3	9	3.0	1	3	0	0	0.0	0	0
Tenn - 9/17	0	0	0.0	0	0	0	0	0.0	0	0
at Kty - 9/24	3	11	3.7	0	6	0	0	0.0	0	0
#3 Ala - 10/1	0	0	0.0	0	0	0	0	0.0	0	0
at #1 LSU - 10/8	1	0	0.0	0	0	0	0	0.0	0	0
*at #24 Aub - 10/15	1	8	8.0	0	8	0	0	0.0	0	0
vs. #22 UGA - 10/29	0	0	0.0	0	0	0	0	0.0	0	0
Vandy - 11/5	3	17	5.7	0	9	0	0	0.0	0	0
at #15 SC - 11/12	0	0	0.0	0	0	0	0	0.0	0	0
Furman - 11/19	3	7	2.3	1	3	0	0	0.0	0	0
FSU - 11/26	3	30	10.0	0	23	0	0	0.0	0	0
vs. OSU - 1/2/12	1	0	0.0	0	0	0	0	0.0	0	0
2011 Totals	18	82	4.6	2	23	0	0	0.0	0	0

2012 (13 GP/3 GS*)	Rushing					Receiving				
	No	Yds	Avg	TD	Lg	No	Yds	Avg	TD	Lg
OPPONENT										
BGSU - 9/1	1	1	1.0	0	1	0	0	0.0	0	0
at TAMU - 9/8	1	0	0.0	0	0	0	0	0.0	0	0
at #23 Tenn - 9/15	0	0	0.0	0	0	1	5	5.0	0	5
Kty - 9/22	0	0	0.0	0	0	1	5	5.0	0	5
#4 LSU - 10/6	0	0	0.0	0	0	0	0	0.0	0	0
*at Vandy - 10/13	0	0	0.0	0	0	0	0	0.0	0	0
*#9 SC - 10/20	0	0	0.0	0	0	1	1	1.0	0	1
vs. #12 UGA - 10/27	0	0	0.0	0	0	1	6	6.0	0	6
Mizzou - 11/3	0	0	0.0	0	0	0	0	0.0	0	0
Louisiana - 11/10	0	0	0.0	0	0	0	0	0.0	0	0
*Jack St - 11/17	0	0	0.0	0	0	0	0	0.0	0	0
at #10 FSU - 11/24	0	0	0.0	0	0	0	0	0.0	0	0
#21 Louisville 1/2/13	0	0	0.0	0	0	0	0	0.0	0	0
2012 Totals	2	1	0.5	0	1	4	17	4.3	0	6

2013 (12 GP/7 GS*)	Rushing					Receiving				
	No	Yds	Avg	TD	Lg	No	Yds	Avg	TD	Lg
OPPONENT										
Toledo - 8/31	1	7	7.0	0	7	0	0	0.0	0	0
at #24 Miami - 9/7	0	0	0.0	0	0	0	0	0.0	0	0
*Tenn - 9/21	0	0	0.0	0	0	0	0	0.0	0	0
*at Kty - 9/28	0	0	0.0	0	0	0	0	0.0	0	0
Ark - 10/5	0	0	0.0	0	0	0	0	0.0	0	0
*at #10 LSU - 10/12	0	0	0.0	0	0	0	0	0.0	0	0
*at #14 Mizzou - 10/19	0	0	0.0	0	0	0	0	0.0	0	0
*vs. UGA - 11/2	0	0	0.0	0	0	1	7	7.0	0	7
*Vandy - 11/9	0	0	0.0	0	0	0	0	0.0	0	0
at #11 SC - 11/16	1	8	8.0	0	8	0	0	0.0	0	0
*GS - 11/23	1	3	3.0	0	3	0	0	0.0	0	0
#2 FSU - 11/30	0	0	0.0	0	0	1	5	5.0	1	5
2013 Totals	3	18	6.0	0	8	2	12	6.0	1	7

Career Totals	Rushing					Receiving				
	No	Yds	Avg	TD	Lg	No	Yds	Avg	TD	Lg
38 GP/11 GS	23	101	4.4	2	23	6	29	4.8	1	7



Danny KRYSALKA

KICKER

Redshirt Freshman

Height: 6-1

Weight: 203

Hometown: Ocala, Fla.

Previous School: Forest

23

2013: Did not see action in any games and redshirted.

PRIOR TO FLORIDA: 2012 FHSAA Class 7A Second-Team All-State Selection... All-County and All-District performer as both a kicker and punter as a senior... Holds record at Forest for longest field goal at 52 yards... Went 8-for-13 FGA in 2012... Averaged 42.3 yards per punt in 2012... Chose to come to Florida as a preferred walk-on over scholarship offers from The Citadel, Lenoir-Rhyne and FIU... Attended the same high school as former UF kicker Judd Davis and worked with Davis often... Coached by David Hodges.



Adam LANE

RUNNING BACK

Redshirt Freshman

Height: 5-7

Weight: 222

Hometown: Winter Haven, Fla.

Previous School: Winter Haven

22

2013: Did not see action in any games and redshirted... Earned Most Valuable Defensive Scout Team Award.

PRIOR TO FLORIDA: Had 1,624 yards and 12 touchdowns as a senior... Named the PolkPreps.com Large Schools Offensive Player of the Year... Attended the Tampa Combine... Ran for 1,000 yards on just 80 carries (12.5 yards per carry) as a sophomore... Missed his junior season because of an ankle injury... Nicknamed "Night Time"... Chose Florida over Alabama, South Florida, Rutgers, South Carolina and Florida State... Coached by Charlie Tate.



Darius MASLINE

RUNNING BACK

Redshirt Sophomore

Height: 5-8

Weight: 176

Hometown: Jacksonville, Fla.

Previous School: Raines

31

2013: Did not see any game action... **2012:** Walked onto the team prior to the start of the 2012 season... Did not see any game action... Was recognized as the Special Teams Scout Player of the Week for the Texas A&M game... Earned Offensive Scout Team Player of the Week honors for the Vanderbilt game.

PRIOR TO FLORIDA: Was named to the 2012 All-Duval Academic Football Team... Played basketball and was a member of the track and field team at Raines.



Marcus MAYE

DEFENSIVE BACK

Sophomore

Height: 6-0

Weight: 203

Hometown: Melbourne, Fla.

Previous School: Holy Trinity Episcopal

20

2013: Played in all 12 games and made two starts at safety... Recorded 16 tackles on the year with 1.0 tackle-for-loss... Had his first career interception against Tennessee and returned it 30 yards... Also a key member on special teams, recording four special teams tackles on the season... **2012:** Did not see game action and redshirted.

PRIOR TO FLORIDA: Competed in the Under Armour All-America Game... Recorded four interceptions and 45 tackles during his senior season at Holy Trinity... Also played running back for the Tigers, rushing for 712 yards and nine touchdowns as a senior... Against Heritage, Maye went 3-for-3 passing for 63 yards and two touchdowns, his only passing attempts of the season... Chose Florida over Alabama, Auburn, Florida State and LSU... Coached by Mark Ainsley.

CAREER HIGHS Tackles: 4 (3x, last FSU, 2013)
Interceptions: 1 (Tennessee, 2013)

2013 (12 GP/2 GS*)

OPPONENT	Defensive Stats									
	U	A	T	TFL	SK	INT	PB	FR	FF	
*Toledo - 8/31	1	0	1	0.0	0.0	0	0	0	0	
*at #24 Miami - 9/7	3	1	4	1.0	0.0	0	0	0	0	
Tenn - 9/21	0	0	0	0.0	0.0	1	0	0	0	
at Kty - 9/28	0	0	0	0.0	0.0	0	0	0	0	
Ark - 10/5	1	0	1	0.0	0.0	0	0	0	0	
at #10 LSU - 10/12	1	3	4	0.0	0.0	0	0	0	0	
at #14 Mizzou - 10/19	0	0	0	0.0	0.0	0	0	0	0	
vs. UGA - 11/2	1	0	1	0.0	0.0	0	0	0	0	
Vandy - 11/9	0	0	0	0.0	0.0	0	0	0	0	
at #11 SC - 11/16	0	0	0	0.0	0.0	0	0	0	0	
GS - 11/23	1	0	1	0.0	0.0	0	0	0	0	
#2 FSU - 11/30	3	1	4	0.0	0.0	0	0	0	0	
2013 Totals	11	5	16	1.0	0.0	1	0	0	0	

Defensive Stats

Career Totals	U	A	T	TFL	SK	INT	PB	FR	FF
12 GP/2 GS	11	5	16	1.0	0.0	1	0	0	0



Alex McCALISTER

DEFENSIVE LINE

Redshirt Sophomore

Height: 6-6

Weight: 246

Hometown: Melbourne, Fla.

Previous School: Holy Trinity Episcopal

14

2013: Played in seven games on the season, seeing time as a reserve on the defensive line and on special teams... Missed time due to injury during the season... Totaled three tackles... **2012:** Did not see game action and redshirted... Named the Defensive Scout Team Player of the Week against Vanderbilt, South Carolina and Kentucky.

PRIOR TO FLORIDA: Selected to the AP All-State First Team as a senior... Also played basketball in high school... Chose Florida over Georgia Tech, Georgia, North Carolina and South Carolina among others... Coached by Adrian Snow.


CAREER HIGHS Tackles: 2 (Georgia Southern, 2013)

2013 (7 GP/0 GS*)

OPPONENT	Defensive Stats									
	U	A	T	TFL	SK	INT	PB	FR	FF	
Toledo - 8/31	0	0	0	0.0	0.0	0	0	0	0	
at #24 Miami - 9/7	0	0	0	0.0	0.0	0	0	0	0	
Tenn - 9/21	DNP									
at Kty - 9/28	DNP									
Ark - 10/5	DNP									
at #10 LSU - 10/12	DNP									
at #14 Mizzou - 10/19	DNP									
vs. UGA - 11/2	0	0	0	0.0	0.0	0	0	0	0	
Vandy - 11/9	0	0	0	0.0	0.0	0	0	0	0	
at #11 SC - 11/16	0	0	0	0.0	0.0	0	0	0	0	
GS - 11/23	1	1	2	0.0	0.0	0	0	0	0	
#2 FSU - 11/30	1	0	1	0.0	0.0	0	0	0	0	
2013 Totals	2	1	3	0.0	0.0	0	0	0	0	

Defensive Stats

Career Totals	U	A	T	TFL	SK	INT	PB	FR	FF
7 GP/0 GS	2	1	3	0.0	0.0	0	0	0	0



Jake McGEE

TIGHT END

Redshirt Senior

Height: 6-6

Weight: 255

Hometown: Richmond, Va.

Previous School: Collegiate School/Virginia

83

PRIOR TO FLORIDA: (at Virginia) **2013:** Led the Cavaliers with 43 receptions and 395 receiving yards...26 of his 43 receptions (60.5 percent) went for a first down or a touchdown, or both... Was the first UVa tight end to surpass 100 receiving yards in a game since Tom Santi had 128 yards receiving against Minnesota in the 2005 Music City Bowl...**2012:** Had five touchdown receptions, which tied for No. 5 all-time in a season at UVa by a tight end...Made four catches for 99 yards and game-winning TD versus Penn State with 1:28 left... Caught four passes for 26 yards, including game-winning TD with six seconds left vs. Miami...**2011:** Had eight tackles on special teams...**2010:** Redshirted... Moved from QB to TE during preseason camp.

PREP: VIS first-team all-state quarterback/defensive back...Richmond Times-Dispatch first-team All-Metro quarterback... First-Team All-Prep League... Led Collegiate to back-to-back VIS Division I state titles (2008 & 2009)... Threw for 3,007 yards and 34 touchdowns on 212-of-348 passing as a senior... Rushed for 576 yards and 11 scores as a senior and had 60 solo tackles at safety... Also played basketball at Collegiate... Played for head coach Mark Palyo at Collegiate.

CAREER HIGHS Catches: 8 (2x, last Maryland, 2013)
(at Virginia) Receiving Yards: 114 (Maryland, 2013)
Touchdowns: 1 (7x, last Maryland, 2013)
Long Catch: 44 (Penn St., 2012)

2011 (13 GP/0 GS*) - no receiving stats

OPPONENT	Receiving				
	No	Yds	Avg	TD	Lg
Richmond - 9/1	2	23	11.5	0	17
Penn St - 9/8	4	99	24.8	1	44
*at GT - 9/15	3	25	8.3	1	19t
at TCU - 9/22	2	14	7.0	0	7
La Tech - 9/29	4	41	10.3	1	14
*at Duke - 10/6	2	37	18.5	0	25
*Maryland - 10/13	2	24	12.0	1	24t
WF - 10/20	1	31	31.0	0	31
at NCSU - 11/3	0	0	0.0	0	0
Miami - 11/10	4	26	6.5	1	10t
UNC - 11/15	3	46	15.3	0	23
at VT - 11/24	1	8	8.0	0	8
2012 Totals	28	374	13.4	5	44

OPPONENT	Receiving				
	No	Yds	Avg	TD	Lg
BYU - 8/31	3	9	3.0	0	5
Oregon - 9/7	8	53	6.6	0	11
VMI - 9/21	3	19	6.3	1	11
at Pitt - 9/28	2	10	5.0	0	10
*Ball St - 10/5	3	28	9.3	0	19
*at Maryland - 10/12	8	114	14.3	1	38
Duke - 10/19	4	32	8.0	0	10
GT - 10/26	DNP				
Clemson - 11/2	2	12	6.0	0	7
*at UNC - 11/9	3	28	9.3	0	11
at Miami - 11/23	3	25	8.3	0	17
VT - 11/30	4	65	16.3	0	38
2013 Totals	43	395	9.2	2	38

Career Totals	Receiving				
	No	Yds	Avg	TD	Lg
36 GP/6 GS	71	769	10.8	7	44



Ryan McGRUFF

QUARTERBACK

Redshirt Junior

Height: 6-0

Weight: 190

Hometown: Gainesville, Fla.

Previous School: Gainesville

19

2013: Did not see action in any games... Shared time running the scout offense...**2012:** Did not play in any games...**2011:** Did not see any game action.

PRIOR TO FLORIDA: A four-year letterman at Gainesville High School under Coach Ryan Smith... Helped lead the Hurricanes to a pair of District titles... A two-time first-team all-state and all-area honoree... Named the Offensive Player of the Year by the Gainesville Sun... Also competed for the baseball team, garnering first and second-team all-state honors... Father Mark McGriff was a former letterwinner for the Gators, as were relatives Travis, Lee, Perry and Jack McGriff.



Daniel McMILLIAN

LINEBACKER

Sophomore

Height: 6-1

Weight: 225

Hometown: Jacksonville, Fla.

Previous School: First Coast

13

2013: Played in nine games as a true freshman, mostly seeing action on special teams... Recorded two tackles on kickoff coverage.

PRIOR TO FLORIDA: Led First Coast to a 10-1 record in 2012... According to MaxPreps, totaled 97 tackles (67 solo), 2.0 sacks, 3 interceptions and 2 fumble recoveries as a senior... Recorded 12 sacks, nine forced fumbles during his junior year... Led First Coast to a 13-1 season and berth in the Class 7A state championship game in 2011... Participated in the U.S. Army All-American Bowl... Chose Florida over Alabama, Clemson, Florida State and many others... Coached by Marty Lee.

CAREER HIGHS Tackles: 1 (2x, last South Carolina, 2013)

OPPONENT	Defensive Stats								
	U	A	T	TFL	SK	INT	PB	FR	FF
Toledo - 8/31	DNP								
at #24 Miami - 9/7	0	0	0	0.0	0.0	0	0	0	0
Tenn - 9/21	DNP								
at Kty - 9/28	0	0	0	0.0	0.0	0	0	0	0
Ark - 10/5	0	0	0	0.0	0.0	0	0	0	0
at #10 LSU - 10/12	0	0	0	0.0	0.0	0	0	0	0
at #14 Mizzou - 10/19	0	0	0	0.0	0.0	0	0	0	0
vs. UGA - 11/2	1	0	1	0.0	0.0	0	0	0	0
Vandy - 11/9	0	0	0	0.0	0.0	0	0	0	0
at #11 SC - 11/16	1	0	1	0.0	0.0	0	0	0	0
GS - 11/23	0	0	0	0.0	0.0	0	0	0	0
#2 FSU - 11/30	DNP								
2013 Totals	2	0	2	0.0	0.0	0	0	0	0

Career Totals	Defensive Stats								
	U	A	T	TFL	SK	INT	PB	FR	FF
9 GP/0 GS	2	0	2	0.0	0.0	0	0	0	0



Michael McNEELY

WIDE RECEIVER

Redshirt Junior

Height: 5-8

Weight: 176

Hometown: Clearwater, Fla.

Previous School: Palm Harbor University

30

2013: Played in all 12 games, seeing time on special teams and as a reserve receiver... Earned the President's Academic Award, annually given by the team to the top student-athlete... **2012:** Played in the final four games of the season after suffering an injury in the summer of 2012... Saw time on special teams and at wide receiver... **2011:** Appeared in seven games... Contributed to the kickoff unit throughout the season.

PRIOR TO FLORIDA: Named to the Pinellas County All-Star team for football in 2009... Had 34 receptions for 453 yards his senior year and set school records in receptions and yards in a single season (2009) and established records in career receptions and career receiving yards... Placed second in the district for the high jump in 2009... Also played basketball throughout high school and was named the team MVP in 2008-09 and 2009-10 and also named to the Pinellas County All-Star team for basketball in 2010... Considered attending William Jewell, Dartmouth and Harvard.



A.J. MOBLEY

RUNNING BACK

Redshirt Senior

Height: 5-11

Weight: 235

Hometown: Fayetteville, Ga.

Previous School: Starr's Mill/Santa Fe

47

2013: Did not see any game action... **2012:** Walked onto the team in the summer of 2012... Did not see any game action... Named the Scout Team Player of the Week for the Kentucky game.

PRIOR TO FLORIDA: Served in the Marines prior to joining the Gators... Played high school football at Starr's Mill High School in Fayetteville, Ga... Earned camp honors at the Georgia Southern Camp... Coached by Mike Earwood.



Tyler MOORE

OFFENSIVE LINE

Redshirt Junior

Height: 6-5

Weight: 325

Hometown: Clearwater, Fla.

Previous School: Countryside/Nebraska

73

2013: Entered camp playing right guard but moved to right tackle due to injuries... Played in seven games making six starts, five at right tackle and one at left tackle... Suffered a season-ending injury prior to the Vanderbilt game and missed the last four games... Also missed the Tennessee game due to injury.

PRIOR TO FLORIDA: (at Nebraska) **2011:** Started the first four games of the season and played in nine games overall... Nebraska totaled more than 200 yards rushing in all four games that he started, including 300-plus yard outputs against Washington and Wyoming... Was the 10th true freshman offensive lineman to see action for Nebraska since 1973... His four starts for the Cornhuskers was the most by a true freshman offensive lineman in school history and made him the first true freshman offensive lineman to start a season opener... Named to the All-Big Ten Freshman Team by ESPN.com in 2011... **PREP:** While at Countryside HS, Moore was regarded as one of the top offensive line prospects in the country after helping his team to a 12-1 record in 2010, and a trip to the regional finals... Helped a Cougar offense rush for over 2,900 yards and 45 rushing touchdowns in his senior campaign... As a junior, led Countryside to an 11-2 record and the offense to 225 rushing yards per game... Chosen as a Class 5A all-state pick during junior season... Was a three-year starter for Countryside... Following senior year of high school,

Moore played for the East team in the U.S. Army All-Star Game in San Antonio... Father, Brian, played tight end for Nebraska in the mid-1980s... Cousin, Jay Moore, was a three-year letterman (2004-06) playing defensive end at Nebraska... From the same high school as former Gator offensive lineman Jeff Mitchell and defensive lineman Clint Mitchell.



Skyler MORNHINWEG

QUARTERBACK

Redshirt Sophomore

Height: 6-3

Weight: 212

Hometown: Philadelphia, Pa.

Previous School: St. Joseph's Prep

17


2013: Started the final three games of the season, finishing with 344 passing yards on the year... Completed 69.8 percent of his passes (44-of-63) with three touchdowns and one interception... Saw the first game action of his career at South Carolina, starting in place of the injured Tyler Murphy... He completed 10-of-13 passes for 107 yards with no touchdowns and one interception... Mornhinweg's 10 completions went to seven different receivers against the Gamecocks... He started again versus Georgia Southern, completing 14-of-25 passes for 122 yards with two touchdowns in the loss... In the season finale against FSU, completed 20-of-25 passes for 115 yards with one touchdown pass to Hunter Joyer in the fourth quarter... **2012:** Did not see any game action... Shared time running the scout team offense... Named the Scout Team Player of the Week for the Vanderbilt game.

PRIOR TO FLORIDA: Went 110-for-229 for 1,546 passing yards and 13 touchdowns as a senior... Finished his career as the all-time leading passer at St. Joseph's Prep and is fifth all-time in Philadelphia city history... Totaled 4,912 passing yards, 1,243 rushing yards and 71 total touchdowns (52 passing, 17 rushing, 2 interception returns) in his high school career... Engineered six fourth-quarter comebacks playing for St. Joseph's... Was a four-year starter at quarterback and three-year starter at defensive back... Named the MVP of the Catholic League and was three-time First-Team All-Catholic (QB and DB)... First-team all-league, all-city and all-region selection... Won the Leroy Kelly Award, given to Southeast Pennsylvania's Player of the Year... Named to the 2012 Pennsylvania Big 33 team... Played in the 2012 U.S. Semper Fidelis All-American game... Chose Florida over Penn State, Stanford and Tennessee... Coached by Gabe Infante... Son of Marty Mornhinweg, the New York Jets offensive coordinator and former head coach of the Detroit Lions.

CAREER HIGHS Pass Attempts: 25 (FSU, 2013)
 Pass Completions: 20 (FSU, 2013)
 Passing Yards: 115 (FSU, 2013)
 Long Pass: 46 (Georgia Southern, 2013)
 Rushes: 6 (FSU, 2013)
 Rush Yards: -5 (FSU, 2013)

2013 (3 GP/3 GS*)	Passing								Rushing				
	OPPONENT	Att	Comp	Yds	Pct	TD	INT	Lg	Rate	No	Yds	Avg	TD
Toledo - 8/31	DNP												
at #24 Miami - 9/7	DNP												
Tenn - 9/21	DNP												
at Kty - 9/28	DNP												
Ark - 10/5	DNP												
at #10 LSU - 10/12	DNP												
at #14 Mizz - 10/19	DNP												
vs. UGA - 11/2	DNP												
Vandy - 11/9	DNP												
*at #11 SC - 11/16	13	10	107	76.9%	0	1	28	130.7	0	0	0.0	0	0
*GS - 11/23	25	14	122	56.0%	2	0	46	123.4	0	0	0.0	0	0
*#2 FSU - 11/30	25	20	115	80.0%	1	0	20	131.8	6	-5	-0.8	0	5
2013 Totals	63	44	344	69.8%	3	1	46	128.2	6	-5	-0.8	0	5

Career Totals	Passing				Rushing								
	Att	Comp	Yds	Pct	TD	INT	Lg	Rate	No	Yds	Avg	TD	Lg
3 GP/3 GS	63	44	344	69.8%	3	1	46	128.2	6	-5	-0.8	0	5



Antonio MORRISON

LINEBACKER

Junior
Height: 6-1
Weight: 222
Hometown: Bellwood, Ill.
Previous School: Bolingbrook

3

2013: Played in eight games and started seven times at linebacker...Suffered a season-ending injury against Vanderbilt, causing him to miss the final three games...According to coaches' film breakdown, finished with 77 tackles on the season, including 3 tackles-for-loss...Ranked second on the team in tackles...Named to the SEC Academic Honor Roll...Set a career high with 12 tackles at LSU...Had 10 tackles against Vanderbilt...Was the team's leading tackler against Miami (7), LSU and Vanderbilt...**2012:** Played in all 13 games as a true freshman, making four starts...Named to the 2012 SEC Coaches' All-Freshman Team and named to the SEC Academic Honor Roll...Finished eighth on the team in tackles after notching 34 stops (27 unassisted)...Had his best game when he led the team in tackles (8) against Vanderbilt, six of which were solo stops...Recorded the first quarterback hurry of his career against Tennessee while also tallying five tackles (1.0 TFL) against the Volunteers...In just his second collegiate game, finished with the second-most tackles among all Gators against Texas A&M with six tackles (five solo)...Was instrumental in the win over rival Florida State after recording four tackles (three unassisted), including his first sack of his career and first forced fumble, which UF recovered and scored to take the lead on the very next play.

PRIOR TO FLORIDA: Named a High School All-American by USA Today (2nd Team LB), ESPN (3rd Team LB) and Sports Illustrated (Honorable Mention LB)...Selected to the ESPN High School Illinois All-State team...Led Bolingbrook to a 13-1 record and IHSA Class 8A State Championship as a senior, the school's first-ever state title...Had to miss the title game due to injury...Bolingbrook finished No. 36 in the nation in the final POWERADE FAB 50 rankings...Had 101 tackles, seven sacks, three forced fumbles and an interception as a junior at Bolingbrook...Selected to the 2011 Semper Fidelis All-American Bowl...Chose Florida over Alabama, Tennessee, Arizona and Purdue among others...Coached by John Ivlow.

CAREER HIGHS Tackles: 12 (LSU, 2013)
 Sacks: 1 (FSU, 2012)
 Forced Fumbles: 1 (FSU, 2012)

2012 (13 GP/4 GS*)	Defensive Stats									
	U	A	T	TFL	SK	INT	PB	FR	FF	
OPPONENT										
BGSU - 9/1	3	0	3	0.0	0.0	0	0	0	0	0
at TAMU - 9/8	5	1	6	0.0	0.0	0	0	0	0	0
*at #23 Tenn - 9/15	4	1	5	1.0	0.0	0	0	0	0	0
*Kty - 9/22	1	1	2	0.0	0.0	0	0	0	0	0
#4 LSU - 10/6	0	0	0	0.0	0.0	0	0	0	0	0
*at Vandy - 10/13	6	2	8	0.0	0.0	0	0	0	0	0
#9 SC - 10/20	0	0	0	0.0	0.0	0	0	0	0	0
vs. #12 UGA - 10/27	1	1	2	0.0	0.0	0	0	0	0	0
Mizzou - 11/3	0	0	0	0.0	0.0	0	0	0	0	0
Louisiana - 11/10	0	0	0	0.0	0.0	0	0	0	0	0
Jack St - 11/17	1	0	1	0.0	0.0	0	0	0	0	0
at #10 FSU - 11/24	3	1	4	1.0	1.0	0	0	0	0	1
*#21 Louisville 1/2/13	3	0	3	0.0	0.0	0	0	0	0	0
2012 Totals	27	7	34	2.0	1.0	0	0	0	0	1

2013 (8 GP/7 GS*)

OPPONENT	Defensive Stats									
	U	A	T	TFL	SK	INT	PB	FR	FF	
Toledo - 8/31	DNP									
at #24 Miami - 9/7	5	2	7	0.0	0.0	0	0	0	0	0
*Tenn - 9/21	6	0	6	0.0	0.0	0	0	0	0	0
*at Kty - 9/28	1	6	7	0.0	0.0	0	0	0	0	0
*Ark - 10/5	1	2	3	0.0	0.0	0	0	0	0	0
*at #10 LSU - 10/12	1	11	12	0.0	0.0	0	0	0	0	0
*at #14 Mizzou - 10/19	4	0	4	0.0	0.0	0	0	0	0	0
*vs. UGA - 11/2	4	3	7	0.0	0.0	0	0	0	0	0
*Vandy - 11/9	5	5	10	1.0	0.0	0	0	0	0	0
at #11 SC - 11/16	DNP									
GS - 11/23	DNP									
#2 FSU - 11/30	DNP									
2013 Totals	27	29	56	1.0	0.0	0	0	0	0	0

Career Totals	Defensive Stats									
	U	A	T	TFL	SK	INT	PB	FR	FF	
21 GP/11 GS	54	36	90	3.0	1.0	0	0	0	0	1



Keanu NEAL

DEFENSIVE BACK

Sophomore
Height: 6-1
Weight: 203
Hometown: Bushnell, Fla.
Previous School: South Sumter

42

2013: Played in all 12 games as a true freshman...A key member on special teams who tied for the team lead with five special teams tackles...Also saw time as a backup at safety.


PRIOR TO FLORIDA: Totaled over 70 tackles and had four interceptions as a senior...All-State selection as a junior...Invited to "The Opening", an all-star summer prospect camp held on the Nike Campus...As a junior, Neal had 151 tackles (68 solo, 83 assists), four interceptions, one of which he returned 20 yards for a touchdown, as well as four forced fumbles, five pass deflections and one offensive touchdown as a goal-line fullback...Picked the Gators over offers from UCF, USF, Duke, Georgia Tech, Kentucky and South Carolina...Coached by Inman Sherman.

CAREER HIGHS Tackles: 2 (Toledo, 2013)

2013 (12 GP/0 GS*)

OPPONENT	Defensive Stats									
	U	A	T	TFL	SK	INT	PB	FR	FF	
Toledo - 8/31	1	1	2	0.0	0.0	0	0	0	0	0
at #24 Miami - 9/7	0	0	0	0.0	0.0	0	0	0	0	0
Tenn - 9/21	0	0	0	0.0	0.0	0	0	0	0	0
at Kty - 9/28	0	0	0	0.0	0.0	0	0	0	0	0
Ark - 10/5	0	1	1	0.0	0.0	0	0	0	0	0
at #10 LSU - 10/12	0	0	0	0.0	0.0	0	0	0	0	0
at #14 Mizzou - 10/19	0	0	0	0.0	0.0	0	0	0	0	0
vs. UGA - 11/2	0	0	0	0.0	0.0	0	0	0	0	0
Vandy - 11/9	1	0	1	0.0	0.0	0	0	0	0	0
at #11 SC - 11/16	1	0	1	0.0	0.0	0	0	0	0	0
GS - 11/23	0	0	0	0.0	0.0	0	0	0	0	0
#2 FSU - 11/30	0	0	0	0.0	0.0	0	0	0	0	0
2013 Totals	3	2	5	0.0	0.0	0	0	0	0	0

Career Totals	Defensive Stats									
	U	A	T	TFL	SK	INT	PB	FR	FF	
12 GP/0 GS	3	2	5	0.0	0.0	0	0	0	0	0



Leon ORR

DEFENSIVE LINE

Redshirt Senior

Height: 6-5

Weight: 305

Hometown: New Port Richey, Fla.

Previous School: Gulf



2013: Played in all 12 games and started eight times at defensive tackle. . . Totaled 21 tackles on the season, with 4.5 tackles-for-loss. . . Had 2.5 sacks. . . Recovered two fumbles on the year, against LSU and Georgia. . . Had four tackles in a game on three occasions (Toledo, Vanderbilt, South Carolina) . . . Had two TFL, including one sack, at South Carolina. . . Named a team captain for the Tennessee and Vanderbilt games. . . **2012:** Saw action in eight games before missing the last four regular-season games due to illness, but returned for the Sugar Bowl. . . Accumulated 15 tackles on the season, including 5.5 TFL and 1.0 sack. . . Collected two tackles, including 1.0 TFL against Louisville in the Sugar Bowl. . . Had a career-high four tackles against Kentucky, two of which were TFL. . . Recorded a two-yard sack against South Carolina. . . **2011:** Appeared in all 13 games, making 10 tackles and a pass breakup. . . Recorded two tackles in the Gator Bowl against Ohio State. . . Had a season-high three tackles, including a 5-yard sack, at Kentucky. . . Recorded a tackle in his first career game against FAU. . . **2010:** Did not appear in a game and took a redshirt his freshman season.

PRIOR TO FLORIDA: Also played tight end in high school. . . Was invited to play in the 2010 Under Armour All-American Game but could not participate while recovering from a broken leg. . . Named to the Top 150 Dream Team by PrepStar Magazine. . . Chose Florida over Florida State and Miami. . . Coached by Jay Fulmer.

CAREER HIGHS Tackles: 4 (4x, last South Carolina, 2013)
Sacks: 1 (4x, last South Carolina, 2013)

2011 (13 GP/0 GS*)	Defensive Stats									
OPPONENT	U	A	T	TFL	SK	INT	PB	FR	FF	
FAU - 9/3	1	0	1	0.0	0.0	0	0	0	0	
UAB - 9/10	0	0	0	0.0	0.0	0	1	0	0	
Tenn - 9/17	0	0	0	0.0	0.0	0	0	0	0	
at Kty - 9/24	1	2	3	1.0	1.0	0	0	0	0	
#3 Ala - 10/1	0	0	0	0.0	0.0	0	0	0	0	
at #1 LSU - 10/8	0	0	0	0.0	0.0	0	0	0	0	
at #24 Aub - 10/15	1	0	1	0.0	0.0	0	0	0	0	
vs. #22 UGA - 10/29	0	0	0	0.0	0.0	0	0	0	0	
Vandy - 11/5	0	0	0	0.0	0.0	0	0	0	0	
at #15 SC - 11/12	0	0	0	0.0	0.0	0	0	0	0	
Furman - 11/19	0	2	2	0.0	0.0	0	0	0	0	
FSU - 11/26	0	1	1	0.0	0.0	0	0	0	0	
vs. OSU - 1/2/12	1	1	2	0.0	0.0	0	0	0	0	
2011 Totals	4	6	10	1.0	1.0	0	1	0	0	

2012 (9 GP/0 GS*)	Defensive Stats									
OPPONENT	U	A	T	TFL	SK	INT	PB	FR	FF	
BGSU - 9/1	0	2	2	0.0	0.0	0	0	0	0	
at TAMU - 9/8	2	1	3	1.0	0.0	0	0	0	0	
at #23 Tenn - 9/15	0	0	0	0.0	0.0	0	0	0	0	
Kty - 9/22	3	1	4	2.0	0.0	0	0	0	0	
#4 LSU - 10/6	1	1	2	0.0	0.0	0	0	0	0	
at Vandy - 10/13	0	0	0	0.0	0.0	0	0	0	0	
#9 SC - 10/20	1	1	2	1.5	1.0	0	0	0	0	
vs. #12 UGA - 10/27	0	0	0	0.0	0.0	0	0	0	0	
Mizzou - 11/3	DNP									
Louisiana - 11/10	DNP									
Jack St - 11/17	DNP									
at #10 FSU - 11/24	DNP									
#21 Louisville 1/2/13	1	1	2	1.0	0.0	0	0	0	0	
2012 Totals	8	7	15	5.5	1.0	0	0	0	0	

2013 (12 GP/8 GS*)

OPPONENT	U	A	T	TFL	SK	INT	PB	FR	FF
*Toledo - 8/31	4	0	4	1.0	1.0	0	0	0	0
*at #24 Miami - 9/7	2	0	2	1.0	0.0	0	0	0	0
*Tenn - 9/21	0	0	0	0.0	0.0	0	0	0	0
at Kty - 9/28	0	0	0	0.0	0.0	0	0	0	0
Ark - 10/5	1	0	1	0.0	0.0	0	0	0	0
at #10 LSU - 10/12	0	2	2	0.0	0.0	0	0	1	0
*at #14 Mizzou - 10/19	1	0	1	0.0	0.0	0	0	0	0
*vs. UGA - 11/2	2	0	2	0.0	0.0	0	0	1	0
*Vandy - 11/9	3	1	4	0.5	0.5	0	0	0	0
*at #11 SC - 11/16	2	2	4	2.0	1.0	0	0	0	0
*GS - 11/23	0	0	0	0.0	0.0	0	0	0	0
#2 FSU - 11/30	1	0	1	0.0	0.0	0	0	0	0
2013 Totals	16	5	21	4.5	2.5	0	0	2	0

Career Totals	U	A	T	TFL	SK	INT	PB	FR	FF
34 GP/8 GS	28	18	46	11.0	4.5	0	1	2	0



Ryan PARRISH

WIDE RECEIVER

Redshirt Senior

Height: 6-2

Weight: 205

Hometown: Lakeland, Fla.

Previous School: Lakeland Christian



2013: Saw action as a reserve at wide receiver in the home-opener versus Toledo. . . **2012:** Moved to wide receiver from quarterback prior to the start of the 2012 season. . . Did not see any action in games. . . Named the Scout Team Player of the Week against Texas A&M and Florida State. . . **2011:** Did not see any game action. . . Shared time running the Scout Team offense. . . Named the Scout Team Defensive Player of the Week following the Vanderbilt game.

PRIOR TO FLORIDA: Played quarterback, free safety and tight end at the Lakeland Christian School, where he was a three-year letterman in football. . . Accounted for 22 touchdowns with over 1,500 yards passing during his time at quarterback. . . Set a defensive team record for most interceptions in a season and most interceptions in a single game. . . Earned all-county honors during both his junior and senior campaigns. . . Was a two-time captain in football and was coached by Bobby Dan McGlohorn. . . Also captained the basketball team and was a two-year letterman. . . Member of the National Honor Society and was the President of the Fellowship of Christian Athletes.



Ben PEACOCK

DEFENSIVE BACK

Redshirt Junior

Height: 5-8

Weight: 160

Hometown: Bradenton, Fla.

Previous School: Braden River



2013: Did not see any game action. . . A member of the Scout Team. . . **2012:** Did not see action in 2012. . . Scout Team Player of the Week against Tennessee. . . **2011:** A member of the Florida Scout Team. . . Did not see game action in 2011. . . Named to the SEC First-Year Academic Honor Roll.

PRIOR TO FLORIDA: A four-year letterwinner at Braden River under the guidance of coaches Josh Hunter and Ed Volz. . . Played both safety positions and center for the Pirates. . . Was also involved in weightlifting, where he placed 13th in the state.



Latroy PITTMAN

WIDE RECEIVER

Junior
Height: 6-0
Weight: 208
Hometown: Citra, Fla.
Previous School: North Marion



2013: Played in nine games on the season... Recorded two catches for 18 yards as a backup wide receiver... **2012:** Played in 11 games as a true freshman with one start... Made his collegiate debut in the season opener against Bowling Green... Recorded two catches for six yards against the Falcons... Started his first career game at Vanderbilt.


PRIOR TO FLORIDA: Participated in the 2012 Under Armour All-American Game... Caught 25 passes for 481 yards (19.24 average) with eight touchdowns as a senior... Also recorded 38 tackles and five interceptions on defense... Helped North Marion to the 5A Regional Semifinals and a 9-3 record during his senior season... Selected to the AP Class 5A All-State Third Team as a defensive back... Became the first member of his family to attend college... Chose Florida over Notre Dame, Alabama, Florida State, Georgia, Miami, Michigan, USF and Auburn... Coached by Craig Damon.

CAREER HIGHS Receptions: 2 (Bowling Green, 2012)
 Reception Yards: 10 (Florida State, 2013)
 Longest Reception: 10 (Florida State, 2013)

2012 (11 GP/1 GS*)		Receiving				
OPPONENT	No	Yds	Avg	TD	Lg	
BGSU - 9/1	2	6	3.0	0	5	
at TAMU - 9/8	0	0	0.0	0	0	
at #23 Tenn - 9/15	0	0	0.0	0	0	
Kty - 9/22	0	0	0.0	0	0	
#4 LSU - 10/6	0	0	0.0	0	0	
*at Vandy - 10/13	0	0	0.0	0	0	
#9 SC - 10/20	DNP					
vs. #12 UGA - 10/27	0	0	0.0	0	0	
Mizzou - 11/3	0	0	0.0	0	0	
Louisiana - 11/10	0	0	0.0	0	0	
Jack St - 11/17	0	0	0.0	0	0	
at #10 FSU - 11/24	0	0	0.0	0	0	
#21 Louisville 1/2/13	DNP					
2012 Totals	2	6	3.0	0	5	

2013 (9 GP/0 GS*)		Receiving				
OPPONENT	No	Yds	Avg	TD	Lg	
Toledo - 8/31	DNP					
at #24 Miami - 9/7	DNP					
Tenn - 9/21	DNP					
at Kty - 9/28	0	0	0.0	0	0	
Ark - 10/5	0	0	0.0	0	0	
at #10 LSU - 10/12	0	0	0.0	0	0	
at #14 Mizzou - 10/19	0	0	0.0	0	0	
vs. UGA - 11/2	0	0	0.0	0	0	
Vandy - 11/9	1	8	8.0	0	8	
at #11 SC - 11/16	0	0	0.0	0	0	
GS - 11/23	0	0	0.0	0	0	
#2 FSU - 11/30	1	10	10.0	0	10	
2013 Totals	2	18	9.0	0	10	

Career Totals		Receiving				
	No	Yds	Avg	TD	Lg	
20 GP/1 GS	4	24	6.0	0	10	



Brian POOLE

DEFENSIVE BACK

Junior
Height: 5-10
Weight: 206
Hometown: Bradenton, Fla.
Previous School: Southeast



2013: Played in 11 games and made six starts at the nickel position... Totaled 32 tackles on the season with 2.0 tackles-for-loss... Had two interceptions and three pass breakups... First career interception came against Tennessee... Had a 30-yard return on his interception against Missouri... Recorded a career-high eight tackles at both Missouri and South Carolina... **2012:** Appeared in 12 games as a true freshman... Recorded three tackles on the season, two solo against Kentucky and one against Louisville in the Sugar Bowl.

PRIOR TO FLORIDA: Participant in the 2012 Under Armour All-American Game... Selected to the AP Class 5A All-State First Team... Led Southeast High School to the regional finals and a 7-3 record as a senior... Chose Florida over Alabama, Florida State, Georgia, Notre Dame, Auburn and Miami among others... Coached by Paul Maechtle.

CAREER HIGHS Tackles: 8 (2x, last South Carolina, 2013)
 Interceptions: 1 (2x, last Missouri, 2013)

2012 (12 GP/0 GS*)	Defensive Stats								
OPPONENT	U	A	T	TFL	SK	INT	PB	FR	FF
BGSU - 9/1	DNP								
at TAMU - 9/8	0	0	0	0.0	0.0	0	0	0	0
at #23 Tenn - 9/15	0	0	0	0.0	0.0	0	0	0	0
Kty - 9/22	2	0	2	0.0	0.0	0	0	0	0
#4 LSU - 10/6	0	0	0	0.0	0.0	0	0	0	0
at Vandy - 10/13	0	0	0	0.0	0.0	0	0	0	0
#9 SC - 10/20	0	0	0	0.0	0.0	0	0	0	0
vs. #12 UGA - 10/27	0	0	0	0.0	0.0	0	0	0	0
Mizzou - 11/3	0	0	0	0.0	0.0	0	0	0	0
Louisiana - 11/10	0	0	0	0.0	0.0	0	0	0	0
Jack St - 11/17	0	0	0	0.0	0.0	0	0	0	0
at #10 FSU - 11/24	0	0	0	0.0	0.0	0	0	0	0
#21 Louisville 1/2/13	1	0	1	0.0	0.0	0	0	0	0
2012 Totals	3	0	3	0.0	0.0	0	0	0	0

2013 (11 GP/6 GS*)	Defensive Stats								
OPPONENT	U	A	T	TFL	SK	INT	PB	FR	FF
*Toledo - 8/31	0	1	1	0.0	0.0	0	0	0	0
at #24 Miami - 9/7	2	0	2	0.0	0.0	0	0	0	0
*Tenn - 9/21	2	2	4	0.0	0.0	1	0	0	0
at Kty - 9/28	DNP								
Ark - 10/5	1	0	1	0.0	0.0	0	0	0	0
at #10 LSU - 10/12	0	0	0	0.0	0.0	0	0	0	0
*at #14 Mizzou - 10/19	6	2	8	2.0	0.0	1	1	0	0
*vs. UGA - 11/2	0	0	0	0.0	0.0	0	0	0	0
Vandy - 11/9	2	0	2	0.0	0.0	0	1	0	0
*at #11 SC - 11/16	3	5	8	0.0	0.0	0	0	0	0
GS - 11/23	0	0	0	0.0	0.0	0	0	0	0
*#2 FSU - 11/30	4	2	6	0.0	0.0	0	1	0	0
2013 Totals	20	12	32	2.0	0.0	2	3	0	0

Career Totals	Defensive Stats								
	U	A	T	TFL	SK	INT	PB	FR	FF
23 GP/6 GS	23	12	35	2.0	0.0	2	3	0	0



D.L. POWELL

WIDE RECEIVER

Redshirt Freshman

Height: 6-0

Weight: 183

Hometown: Alachua, Fla.

Previous School: Santa Fe

32

2013: Did not see any game action and redshirted.

PRIOR TO FLORIDA: Single-game high of 270 rushing yards and 125 passing yards in 2011... Santa Fe High School 2009 Offensive Player of the Year... Owns a Santa Fe High School record in triple jump with 45.9'... Placed 4th in triple jump in 2011 FHSAA Class 2A State Championship... Finished 8th in triple jump in 2013 FHSAA Class 2A State Championship... Member of National Society of High School Scholars... Coached by Tommie Keeler.



Jeremi POWELL

LINEBACKER

Redshirt Sophomore

Height: 6-0

Weight: 215

Hometown: Largo, Fla.

Previous School: Pinellas Park

28

2013: Played in the first seven games and was a key contributor on special teams before a season-ending injury in the Missouri game... Recorded four special teams tackles... **2012:** Did not see action in any games for the Gators as he redshirted in 2012... Named the Scout Team Player of the Week five times, three on special teams for the weeks against Kentucky, South Carolina and Jacksonville State and two on defense for the LSU and Florida State weeks.

PRIOR TO FLORIDA: Also played running back and wide receiver in high school... Selected to the AP Class 7A All-State First Team... Recorded 15 sacks as a senior... Caught a game-winning touchdown pass with 21 seconds left in the game to beat St. Petersburg High School in 2011... Helped Pinellas Park to the regional quarterfinals and a 7-4 record as a senior... Became the first member of his family to attend college... Chose Florida over Alabama, South Carolina, USF, Purdue and Iowa State... Coached by Ken Crawford.

CAREER HIGHS Tackles: 1 (4x, last Missouri, 2013)

2013 (7 GP/0 GS*)	Defensive Stats								
	U	A	T	TFL	SK	INT	PB	FR	FF
TOLEDO - 8/31	0	1	1	0.0	0.0	0	0	0	0
at #24 MIAMI - 9/7	1	0	1	0.0	0.0	0	0	0	0
TENN - 9/21	1	0	1	0.0	0.0	0	0	0	0
at KTY - 9/28	0	0	0	0.0	0.0	0	0	0	0
ARK - 10/5	0	0	0	0.0	0.0	0	0	0	0
at #10 LSU - 10/12	0	0	0	0.0	0.0	0	0	0	0
at #14 MISSOU - 10/19	1	0	1	0.0	0.0	0	0	0	0
vs. UGA - 11/2	DNP								
VANDY - 11/9	DNP								
at #11 SC - 11/16	DNP								
GS - 11/23	DNP								
#2 FSU - 11/30	DNP								
2013 Totals	3	1	4	0.0	0.0	0	0	0	0
Career Totals	Defensive Stats								
	U	A	T	TFL	SK	INT	PB	FR	FF
7 GP/0 GS	3	1	4	0.0	0.0	0	0	0	0



Christian PROVANCHA

QUARTERBACK

Redshirt Senior

Height: 6-6

Weight: 219

Hometown: Cocoa, Fla.

Previous School: Cocoa Beach

13

2013: Served as the backup quarterback for the final three games of the season, but did not see game action... Dressed for every game... **2012:** Moved to wide receiver for a brief time to help with the scout team... Did not see any game action... **2011:** Did not see any game action... Shared time running the scout offense... **2010:** Dressed for three games but did not see any game action and redshirted... Shared time running the scout team offense.

PRIOR TO FLORIDA: Four-year letterman at Cocoa Beach Junior Senior High School... Voted the 2007 Most Valuable Player during his sophomore year and the 2009 Outstanding Offensive Player of the Year his senior year... Voted to the 2009 North Brevard County All-Star Team following his senior season, leading the North team to a victory... Led Cocoa Beach to a victory in the 2009 Gridiron Classic over Tavares High School, finishing 14-for-21 for 185 yards passing... From his sophomore through his senior year, set several Cocoa Beach High School passing records including most touchdowns in a career with 33 and 2,864 passing yards (3 years)... Set a single-season mark for most touchdowns with 17 and totaled 1,313 yards passing during his senior year... Also a member of the basketball team all four years... Graduated Magna Cum Laude as an International Baccalaureate student.



Antonio RILES

OFFENSIVE LINE

Redshirt Freshman

Height: 6-4

Weight: 288

Hometown: Lawrenceville, Ga.

Previous School: Archer

45

2013: Awarded the Most Valuable Offensive Scout Team Award... Did not see any game action and redshirted... Moved to the offensive line in the spring of 2014 after playing defensive line during his true freshman season.

PRIOR TO FLORIDA: As a junior, he had 53 tackles and 6 sacks... Chose Florida over offers from Alabama, Georgia, Clemson, Louisville and Michigan State among others... Coached by Andy Dyer.



Demarcus ROBINSON

WIDE RECEIVER

Sophomore

Height: 6-1

Weight: 205

Hometown: Citra, Fla.

Previous School: North Marion

11

2013: Played in seven games and saw some time in the wide receiver rotation... Totaled 5 catches for 23 yards on the year.

PRIOR TO FLORIDA: Led his team to the quarterfinals of the 2012 GHSA Class AAA State Football Championship... Named the 2012 Class AAA All-State Team... Played in the U.S. Army All-American Bowl... Had more than 1,000 yards receiving on 53 receptions as a senior... Scored 15 touchdowns in his final high school season... Named the top wide receiver at the Atlanta MVP Camp... Grew up rooting for the Gators... Nephew of former NFL wide receiver Marcus Robinson, who played for the Chicago Bears, Baltimore Ravens and Minnesota Vikings... Chose Florida over Clemson and South Carolina... Also played basketball in high school... Coached by Chad Campbell.

CAREER HIGHS Catches: 2 (Vanderbilt, 2013)
 Receiving Yds: 12 (Vanderbilt, 2013)
 Long Catch: 10 (Kentucky, 2013)

2013 (7 GP/0 GS*) OPPONENT	Receiving				
	No	Yds	Avg	TD	Lg
Toledo - 8/31	0	0	0.0	0	0
at #24 Miami - 9/7	0	0	0.0	0	0
Tenn - 9/21	DNP				
at Kty - 9/28	1	10	10.0	0	10
Ark - 10/5	1	-5	-5.0	0	0
at #10 LSU - 10/12	1	6	6.0	0	6
at #14 Mizzou - 10/19	0	0	0.0	0	0
vs. UGA - 11/2	DNP				
Vandy - 11/9	2	12	6.0	0	8
at #11 SC - 11/16	DNP				
GS - 11/23	DNP				
#2 FSU - 11/30	DNP				
2013 Totals	5	23	4.6	0	10

Career Totals	Receiving				
	No	Yds	Avg	TD	Lg
7 GP/0 GS	5	23	4.6	0	10



Matt ROLIN

LINEBACKER

Redshirt Freshman

Height: 6-3

Weight: 223

Hometown: Ashburn, Va.

Previous School: Briar Woods



2013: Suffered a season-ending injury in August camp and redshirted. . . Was expected to compete for playing time and will have the opportunity to make an impact in the 2014 season.

PRIOR TO FLORIDA: Selected to the 2013 Under Armour All-American Game. . . Was a first-team all-state selection by the Associated Press as a junior and first-team all-region as well as first-team all-district. . . Selected to the all-metro team by the *Washington Post* during his junior year and given the defensive MVP of his team in the same season. . . Invited to "The Opening," all-star summer prospect camp held on the Nike Campus. . . Was part of a Briar Woods team that went 15-0 during senior year and claimed the state title. . . Notched 43 tackles (23 solo stops), with one sack in 2012 before suffering a season-ending injury. . . Chose Florida over South Carolina, Florida State, Georgia, Miami, Michigan, Duke, Clemson, Ohio State and Notre Dame. . . Coached by Charlie Pierce.



Evan SCHROEDER

WIDE RECEIVER

Redshirt Junior

Height: 5-11

Weight: 184


Hometown: New Smyrna Beach, Fla.

Previous School: New Smyrna Beach



2013: Did not see game action. . . **2012:** Did not see game action. . . Named Scout Team Player of the Week against Louisiana.

PRIOR TO FLORIDA: Earned *Daytona News-Journal* Player of the Week honors. . . Passed for over 1,000 yards in 2010. . . 2010 team captain. . . Father, Edwin, and sister, Erin, both attended UF. . . Chose Florida over Florida State and UCF. . . Coached by Lance Jenkins.



Jordan SHERIT

DEFENSIVE LINE

Redshirt Freshman

Height: 6-4

Weight: 247

Hometown: Tampa, Fla.

Previous School: Hillsborough



2013: Did not see game action after entering school with an injury from high school. . . Redshirted.

PRIOR TO FLORIDA: Registered 6.5 sacks in the first 5 games of his senior year before tearing his ACL. . . Recorded 110 tackles and 14 sacks as a junior, his first playing on the defensive line. . . Played left tackle as a sophomore. . . Invited to "The Opening," an all-star summer prospect camp held on the Nike Campus. . . Invited to play in the U.S. Army All-American Bowl Game. . . Chose Gators over FSU, Notre Dame and Stanford among others. . . Coached by Earl Garcia.



Valdez SHOWERS

WIDE RECEIVER

Redshirt Junior

Height: 6-0

Weight: 194

Hometown: Detroit, Mich.

Previous School: Madison



2013: Moved to running back prior to the season to provide needed depth. . . Played in 10 games, missing two due to injury. . . Finished fourth on the team with 103 rushing yards on 12 carries (8.6 avg). . . Also had 18 catches for 102 yards and a touchdown. . . In his first game on the offensive side of the ball, totaled 54 yards on 5 touches. . . First career touchdown came in the fourth quarter against Arkansas. . . **2012:** Saw action in 11 games, mostly on special teams. . . Recorded two tackles on the season. . . Had solo tackles against Texas A&M and Kentucky. . . **2011:** Served on the scout team and received a redshirt for the season. . . Named to the SEC First-Year Academic Honor Roll.

PRIOR TO FLORIDA: Picked Florida because of its great football program and great academics. . . Named the Gatorade Player of the Year for Michigan and earned first-team all-state and all-conference honors. . . Was honored as they the *Detroit News* Player of the Year. . . Played defensive back and running back. . . Recorded three interceptions and collected two fumble recoveries. . . Also rushed for 2,024 yards and 29 touchdowns as a senior and added 18 receptions for 257 yards and three touchdowns. . . As a junior, rushed for 1,572 yards and 20 touchdowns. . . Helped Madison Heights reach the regional finals in both his junior and senior years. . . Chose Florida over Auburn, Iowa, Michigan, Michigan State and Wisconsin. . . Coached by Drake Wilkins.

CAREER HIGHS Rushes: 4 (Miami, 2013)
 Rush Yards: 31 (2x, last South Carolina, 2013)
 Long Rush: 29 (Toledo, 2013)
 Catches: 4 (2x, last FSU, 2013)
 Receiving Yards: 23 (Toledo, 2013)
 Receiving TDs: 1 (Arkansas, 2013)
 Long Catch: 14 (FSU, 2013)
 Tackles: 1 (2x, last Kentucky, 2012)

Valdez Showers stats (continued from previous page)

2012 (11 GP/0 GS*)	Defensive Stats									
	OPPONENT	U	A	T	TFL	SK	INT	PB	FR	FF
BGSU - 9/1	0	0	0	0.0	0.0	0	0	0	0	0
at TAMU - 9/8	1	0	1	0.0	0.0	0	0	0	0	0
at #23 Tenn - 9/15	0	0	0	0.0	0.0	0	0	0	0	0
Kty - 9/22	1	0	1	0.0	0.0	0	0	0	0	0
#4 LSU - 10/6	0	0	0	0.0	0.0	0	0	0	0	0
at Vandy - 10/13	0	0	0	0.0	0.0	0	0	0	0	0
#9 SC - 10/20	0	0	0	0.0	0.0	0	0	0	0	0
vs. #12 UGA - 10/27	0	0	0	0.0	0.0	0	0	0	0	0
Mizzou - 11/3	0	0	0	0.0	0.0	0	0	0	0	0
Louisiana - 11/10	0	0	0	0.0	0.0	0	0	0	0	0
Jack St - 11/17	DNP									
at #10 FSU - 11/24	DNP									
#21 Louisville 1/2/13	0	0	0	0.0	0.0	0	0	0	0	0
2012 Totals	2	0	2	0.0	0.0	0	0	0	0	0

2013 (10 GP/0 GS*)	Rushing					Receiving				
	OPPONENT	No	Yds	Avg	TD	Lg	No	Yds	Avg	TD
Toledo - 8/31	2	31	15.5	0	29	4	23	5.8	0	8
at #24 Miami - 9/7	4	27	6.8	0	12	1	3	3.0	0	3
Tenn - 9/21	DNP									
at Kty - 9/28	DNP									
Ark - 10/5	1	-1	-1.0	0	0	1	9	9.0	1	9
at #10 LSU - 10/12	0	0	0.0	0	0	1	0	0.0	0	0
at #14 Mizzou - 10/19	0	0	0.0	0	0	2	11	5.5	0	8
vs. UGA - 11/2	0	0	0.0	0	0	1	5	5.0	0	5
Vandy - 11/9	1	4	4.0	0	4	2	21	10.5	0	12
at #11 SC - 11/16	2	31	15.5	0	25	0	0	0.0	0	0
GS - 11/23	2	11	5.5	0	7	2	9	4.5	0	5
#2 FSU - 11/30	0	0	0.0	0	0	4	21	5.3	0	14
2013 Totals	12	103	8.6	0	29	18	102	5.7	1	14

Career Totals	Rushing					Receiving				
	No	Yds	Avg	TD	Lg	No	Yds	Avg	TD	Lg
21 GP/0 GS	12	103	8.6	0	29	18	102	5.7	1	14

Career Totals	Defensive Stats								
	U	A	T	TFL	SK	INT	PB	FR	FF
21 GP/0 GS	2	0	2	0.0	0.0	0	0	0	0



Sterling STANLEY

LINEBACKER
Redshirt Freshman
 Height: 5-11
 Weight: 182
 Hometown: West Palm Beach, Fla.
 Previous School: William T. Dwyer

96

2013: Did not see game action... Redshirted the 2013 season.

PRIOR TO FLORIDA: Helped Dwyer to an appearance in the 2012 FHSAA Class 7A State Semifinals game... Helped Dwyer to a 2012 Region 4 FHSAA Regional Championship... Father Reggie Stanley lettered in football at UF... Coached by Jack Daniels.



Garrett STEPHENS

DEFENSIVE BACK
Redshirt Freshman
 Height: 5-9
 Weight: 188
 Hometown: Louisville, Ky.
 Previous School: Saint Xavier

25

2013: Did not see game action... Redshirted the 2013 season.

PRIOR TO FLORIDA: Recorded six interceptions, five defensive touchdowns and over 90 tackles, with 50-plus tackles in 2012, while playing at Saint Xavier High School... He chose UF over Kentucky, Louisville and Northwestern... Son of Dwayne Stephens, who played football at Kentucky... Has one sister, Summer, who swims for the University of Florida... Coached by Mike Glaser.



Steven STIPE

LINEBACKER
Redshirt Freshman
 Height: 5-11
 Weight: 210
 Hometown: Waycross, Ga.
 Previous School: Pierce County

52

2013: Did not see game action... Redshirted the 2013 season.

PRIOR TO FLORIDA: As a senior, led the team in tackles... Helped his team win back-to-back region titles in 2011-12 and advance to the second round of the state playoffs in 2012... Had a personal best performance in the first round of state playoffs where he accumulated 15 solo tackles, a fumble recovery and also caused a fumble... Was named first team all-region 2012, all-academic team from 2008-12, and was the Pierce County High defensive MVP... Chose Florida over Mercer University... Coached by Sean Pinder.



Kelvin TAYLOR

RUNNING BACK
Sophomore
 Height: 5-10
 Weight: 209
 Hometown: Belle Glade, Fla.
 Previous School: Glades Day

21

2013: Selected to the Freshmen All-SEC team by the league's coaches... Honorable mention All-Freshmen by College Football News... Played in 10 games and started four at running back... Finished second on the team with 508 yards on 111 carries (4.6 avg) with four touchdowns... Was the team's leading rusher in five of the last six games during the 2013 season, totaling 410 yards over that span with all four of his scores coming in those games... 105 of Taylor's 111 carries came in the final seven games of the season... Started to get more carries beginning with the game at Missouri, leading the team with 13 carries for 74 yards (6.2 avg)... Scored his first-career touchdown on a 20-yard run in the third quarter that cut the Missouri lead to 23-17... Made his first career start against Georgia and led the Gators' rushing attack with 20 carries for 76 yards... At South Carolina, Taylor rushed 21 times for a career-high 96 yards and scored two touchdowns.

PRIOR TO FLORIDA: Ran for 2,423 yards and 41 touchdowns as a senior... Surpassed NFL Hall of Famer Emmitt Smith as the state of Florida's all-time leading rusher as a junior... In his high school career, totaled 12,121 yards and 191 touchdowns... Ended his junior campaign with 3,152 yards and 42 TDs... Was voted Player of the Year and received the Florida Dairy Farmers Class 2A Player of the Year Award... Named to the Florida Class 2A All-State First Team as a junior and senior... Under Armour All American... Was named the 2012 Lou Groza High School Player of the Year... His father also won the award, making them the first father-son duo to do so... Earned a spot on the 247Sports Class of 2013 All-America team... Invited to "The Opening", an all-star summer prospect camp held on the Nike Campus... Played on the varsity team as an 8th grader and had over 1,500 yards and scored 28 touchdowns... Son of former NFL and Florida

running back Fred Taylor. . . His father played with the father of current teammate, Marcell Harris, at the University of Florida. . . Coached by Pete Walker.

CAREER HIGHS Rushes: 22 (Georgia Southern, 2013)
 Rush Yards: 96 (South Carolina, 2013)
 Long Rush: 33 (Georgia Southern, 2013)
 Catches: 2 (2x, last Georgia Southern, 2013)
 Receiving Yards: 21 (Vanderbilt, 2013)
 Long Catch: 15 (South Carolina, 2013)

2013 (10 GP/4 GS*)	Rushing					Receiving					
	OPPONENT	No	Yds	Avg	TD	Lg	No	Yds	Avg	TD	Lg
Toledo - 8/31	5	43	8.6	0	27	0	0	0.0	0	0	
at #24 Miami - 9/7	DNP										
Tenn - 9/21	1	3	3.0	0	3	0	0	0.0	0	0	
at Kty - 9/28	DNP										
Ark - 10/5	0	0	0.0	0	0	0	0	0.0	0	0	
at #10 LSU - 10/12	10	52	5.2	0	14	0	0	0.0	0	0	
at #14 Mizzou - 10/19	12	74	6.2	1	20	0	0	0.0	0	0	
*vs. UGA - 11/2	20	76	3.8	0	10	0	0	0.0	0	0	
*Vandy - 11/9	14	47	3.4	1	10	2	21	10.5	0	11	
*at #11 SC - 11/16	21	96	4.6	2	29	1	15	15.0	0	15	
*GS - 11/23	22	92	4.2	0	33	2	1	0.5	0	2	
#2 FSU - 11/30	6	25	4.2	0	13	0	0	0.0	0	0	
2013 Totals	111	508	4.6	4	33	5	37	7.4	0	15	

Career Totals	Rushing					Receiving				
	No	Yds	Avg	TD	Lg	No	Yds	Avg	TD	Lg
10 GP/4 GS	111	508	4.6	4	33	5	37	7.4	0	15



Michael TAYLOR

LINEBACKER

Redshirt Senior

Height: 6-0

Weight: 227

Hometown: Atlanta, Ga.

Previous School: Westlake

51

2013: Played in 11 games and started 10 times at linebacker. . . Missed the final game due to an injury suffered early in the game against Georgia Southern. . . Led the team in tackles. . . According to coaches' film breakdown, finished the season with 80 tackles, including 6 tackles-for-loss. . . Won the Rex Farris Most Team Spirited Award for the defense. . . Was a captain for four games (UT, LSU, UGA, GSU). . . Had a career-high 10 tackles at LSU. . . Led the team with eight tackles at South Carolina. . . **2012:** Appeared in all 13 games for Florida while starting against LSU. . . Finished ninth on the team in tackles for the season after recording 32 tackles (18 unassisted), including 1.5 TFL and 1.0 sack, to go with one pass break up, one quarterback hurry and one interception (10 yards). . . Best game came against Texas A&M after tallying six total tackles, three of which were unassisted, to go with 1.0 sack (9 yards), the first sack of his Gator career. . . Hauled in the second interception of his career against Kentucky and returned it 10 yards. . . Had a blocked extra point to go along with three tackles against Louisville in the 2013 Sugar Bowl. . . **2011:** Appeared in 12 games (all but Tennessee), making his first career start against Vanderbilt. . . Recorded 36 tackles on the year, including 4.5 for loss, forced a fumble and had a 30-yard interception return. . . Earned a Ball Hawk weekly team award after the Kentucky game. . . Recorded a team-leading seven tackles in his first career start against Vanderbilt. . . Notched six tackles, two for a loss of five yards, and had a 30-yard interception return at Kentucky. . . Notched three tackles, one for a loss, in his first career appearance against FAU. . . **2010:** Did not see game action and redshirted.

PRIOR TO FLORIDA: Named the White Team MVP in the 2010 Under Armour All-American Game. . . Finished his junior season with 160 tackles, 20 TFL, eight fumbles caused, five sacks and three fumbles recovered. . . Earned all-league honors. . . Chose Florida over LSU, Miami, Stanford, Tennessee and Virginia Tech. . . Coached by Gregory Minnis.

CAREER HIGHS Tackles: 10 (LSU, 2013)
 Sacks: 1 (Texas A&M, 2012)
 Forced Fumbles: 1 (FSU, 2011)
 Interceptions: 1 (2x, last Kentucky, 2012)

2011 (12 GP/1 GS*)	Defensive Stats									
	OPPONENT	U	A	T	TFL	SK	INT	PB	FR	FF
FAU - 9/3	2	1	3	1.0	0.0	0	0	0	0	0
UAB - 9/10	1	0	1	0.0	0.0	0	0	0	0	0
Tenn - 9/17	DNP									
at Kty - 9/24	6	0	6	2.0	0.0	1	0	0	0	0
#3 Ala - 10/1	1	0	1	0.0	0.0	0	0	0	0	0
at #1 LSU - 10/8	2	5	7	0.0	0.0	0	0	0	0	0
at #24 Aub - 10/15	0	0	0	0.0	0.0	0	0	0	0	0
vs. #22 UGA - 10/29	3	3	6	0.0	0.0	0	0	0	0	0
*Vandy - 11/5	4	3	7	0.5	0.0	0	0	0	0	0
at #15 SC - 11/12	0	0	0	0.0	0.0	0	0	0	0	0
Furman - 11/19	1	0	1	0.0	0.0	0	0	0	0	0
FSU - 11/26	3	0	3	1.0	0.0	0	0	0	0	1
vs. OSU - 1/2/12	1	0	1	0.0	0.0	0	0	0	0	0
2011 Totals	24	12	36	4.5	0.0	1	0	0	0	1

2012 (13 GP/1 GS*)	Defensive Stats									
	OPPONENT	U	A	T	TFL	SK	INT	PB	FR	FF
BGSU - 9/1	1	1	2	0.0	0.0	0	0	0	0	0
at TAMU - 9/8	3	3	6	1.0	1.0	0	0	0	0	0
at #23 Tenn - 9/15	1	3	4	0.0	0.0	0	0	0	0	0
Kty - 9/22	1	1	2	0.0	0.0	1	0	0	0	0
*#4 LSU - 10/6	2	3	5	0.5	0.0	0	0	0	0	0
at Vandy - 10/13	1	1	2	0.0	0.0	0	0	0	0	0
#9 SC - 10/20	2	0	2	0.0	0.0	0	0	0	0	0
vs. #12 UGA - 10/27	4	0	4	0.0	0.0	0	1	0	0	0
Mizzou - 11/3	0	0	0	0.0	0.0	0	0	0	0	0
Louisiana - 11/10	0	0	0	0.0	0.0	0	0	0	0	0
Jack St - 11/17	2	0	2	0.0	0.0	0	0	0	0	0
at #10 FSU - 11/24	0	0	0	0.0	0.0	0	0	0	0	0
#21 Louisville 1/2/13	1	2	3	0.0	0.0	0	0	0	0	0
2012 Totals	18	14	32	1.5	1.0	1	1	0	0	0

2013 (11 GP/10 GS*)	Defensive Stats									
	OPPONENT	U	A	T	TFL	SK	INT	PB	FR	FF
*Toledo - 8/31	1	4	5	1.0	0.0	0	0	0	0	0
*at #24 Miami - 9/7	3	0	3	0.0	0.0	0	1	0	0	0
Tenn - 9/21	2	2	4	0.0	0.0	0	0	1	0	0
*at Kty - 9/28	4	4	8	1.0	0.0	0	0	0	0	0
*Ark - 10/5	2	3	5	0.5	0.0	0	0	1	0	0
*at #10 LSU - 10/12	3	7	10	0.5	0.0	0	0	0	0	0
*at #14 Mizzou - 10/19	4	2	6	0.5	0.0	0	0	0	0	0
*vs. UGA - 11/2	1	3	4	0.0	0.0	0	0	0	0	0
*Vandy - 11/9	4	4	8	0.0	0.0	0	0	0	0	0
*at #11 SC - 11/16	5	3	8	0.0	0.0	0	0	0	0	0
*GS - 11/23	1	0	1	0.0	0.0	0	0	1	0	0
#2 FSU - 11/30	DNP									
2013 Totals	30	32	62	3.5	0.0	0	1	3	0	0

Career Totals	Defensive Stats									
	U	A	T	TFL	SK	INT	PB	FR	FF	
36 GP/12 GS	72	58	130	9.5	1.0	2	2	3	1	



Chris THOMPSON

WIDE RECEIVER

Sophomore

Height: 6-0

Weight: 170

Hometown: Gainesville, Fla.

Previous School: Gainesville

85

2013: Played in seven games as a true freshman and started the final game against Florida State at wide receiver. . . Saw time as a backup in the receiver rotation and on special teams on the punt block unit. . . Caught two passes for 13 yards on the season. . . Earned the Most Valuable Special Teams Scout Team Award.

PRIOR TO FLORIDA: First-Team All-Area wide receiver by the *Gainesville Sun*. . . Helped Gainesville to a 14-1 record and berth in the Class 6A state title game in 2012. . . Reached the Regional Finals in 2011 after a 12-3 record. . . GHS had a 47-9 record in his four years. . . Had 26 catches for 489 yards and 4 TDs as a sophomore. . . Was a *Gainesville Sun* first-team all-area selection in track & field. . . Coached by James Thomson.

CAREER HIGHS Catches: 2 (Vanderbilt, 2013)
Receiving Yards: 13 (Vanderbilt, 2013)
Long Catch: 9 (Vanderbilt, 2013)

2013 (7 GP/1 GS*)	Receiving				
	OPPONENT	No	Yds	Avg	TD
Toledo - 8/31	0	0	0.0	0	0
at #24 Miami - 9/7	0	0	0.0	0	0
Tenn - 9/21	0	0	0.0	0	0
at Kty - 9/28	DNP				
Ark - 10/5	DNP				
at #10 LSU - 10/12	DNP				
at #14 Mizzou - 10/19	DNP				
vs. UGA - 11/2	DNP				
Vandy - 11/9	2	13	6.5	0	9
at #11 SC - 11/16	0	0	0.0	0	0
GS - 11/23	0	0	0.0	0	0
*#2 FSU - 11/30	0	0	0.0	0	0
2013 Totals	2	13	6.5	0	9

Career Totals	Receiving				
	No	Yds	Avg	TD	Lg
7 GP/1 GS	2	13	6.5	0	9



Trip THURMAN

OFFENSIVE LINE

Redshirt Junior

Height: 6-5

Weight: 305

Hometown: Dover, Del.

Previous School: Dover

63

2013: Played in all 12 games as a backup on the offensive line. . . Also a member of the field goal unit. . . **2012:** Saw action in three games (Kentucky, Vanderbilt, South Carolina) as a reserve on the offensive line. . . **2011:** Appeared on the Gators' special teams field-goal unit for the Gators against UAB, where he made his playing debut as a true freshman. . . Earned a redshirt. . . Named to the SEC First-Year Academic Honor Roll.

PRIOR TO FLORIDA: A First-Team All-Cape Henlopen Conference performer on both sides of the ball. . . Chose Florida over Boston College, South Carolina, Rutgers, Maryland and Clemson. . . Coached by Carlton Brown.



Johnny TOWNSEND

PUNTER

Sophomore

Height: 6-1

Weight: 196

Hometown: Orlando, Fla.

Previous School: Boone

19

2013: Selected to the SEC All-Freshmen team by the league's coaches. . . Played in the final six games of the season. . . He averaged 42.0 yards per punt on the season, with 8 fair caught, 6 inside of the 20, 5 touchbacks and totaled 5 over 50 yards. . . Took over the punting duties beginning with the game at Missouri, where he averaged 45.6 yards over 8 punts in his collegiate debut. He had a Gator season-best boot of 61 yards and a pair of touchbacks. . . His 45.6 average at Missouri is seventh-best in school history for a single game (min. 7 punts). . . Townsend had a pair of punts over 50 yards, a 59-yarder in the first quarter and a 61-yarder in the third quarter, to match UF's output of 50+ punts in the first 6 games. . . Townsend averaged 44.2 yards on 6 punts against Florida State, the Gators' 2nd-highest average of the season. He had a long of 54 yards and put two kicks inside of the 20.

PRIOR TO FLORIDA: Named a U.S. Army All-American. . . Won the 2013 Felix "Doc" Blanchard Award, given annually to the top player at the U.S. Army All-America game who best exemplifies the U.S. Army's high standard of excellence in community service, education and athletic distinction. . . Named to the 2012 Florida Class 8A All-State team and played in the Central Florida All-Star Game. . . Averaged 44.6 yards per punt as a senior. . . Named 2012 First Team Punter Florida Athletic Coaches Association District 11 (Orange and Osceola County Schools), All-District and to the *Orlando Sentinel* Super 60. . . Won the 2012 Nick Saban Punting Competition and 2012 Chas Henry All-American Kicking Camp Punting Competition. . . Also played free safety and quarterback in high school. . . Played on the baseball team at Boone and was an All-Metro performer. . . Is an Eagle Scout. . . Member of the National Honor Society and Spanish Honor Society. . . Named Boone's Homecoming King in 2012. . . Both parents, Clay and Susan Townsend, both attended Florida. . . Brother, Clay, Jr., also attends UF.

CAREER HIGHS Punts: 8 (Missouri, 2013)
Punting Yards: 365 (Missouri, 2013)
Punting Avg: 45.6 (Missouri, 2013)
Punting Long: 61 (Missouri, 2013)

2013 (6 GP/0 GS*)	Punting							
	OPPONENT	No	Yds	Avg	TB	I20	Lg	BI
Toledo - 8/31	DNP							
at #24 Miami - 9/7	DNP							
Tenn - 9/21	DNP							
at Kty - 9/28	DNP							
Ark - 10/5	DNP							
at #10 LSU - 10/12	DNP							
at #14 Mizzou - 10/19	8	365	45.6	2	0	61	0	
vs. UGA - 11/2	4	158	39.5	0	3	43	0	
Vandy - 11/9	2	80	40.0	1	0	42	0	
at #11 SC - 11/16	4	145	36.3	1	1	51	0	
GS - 11/23	5	204	40.8	0	0	52	0	
#2 FSU - 11/30	6	265	44.2	1	2	54	0	
2013 Totals	29	1217	42.0	5	6	61	0	

Career Totals	Punting						
	No	Yds	Avg	TB	I20	Lg	BI
6 GP/0 GS	29	1217	42.0	5	6	61	0



Frankie VELEZ

KICKER

Redshirt Senior

Height: 5-9

Weight: 178

Hometown: Ocala, Fla.

Previous School: Trinity Catholic

95

2013: Played in five games on the season...Handled the kicking duties for five games, converting 6-of-8 field goals and all six point after attempts...Made his collegiate debut at LSU and converted field-goal attempts from 44 yards and 27 yards. The 44-yarder opened the scoring and was the longest successful kick by the Gators on the season...Made one field goal at Missouri, 1-of-2 FG against Georgia and 2-of-3 FG attempts against Georgia Southern...**2012:** Did not see any game action for the Gators in 2012...**2011:** A member of the UF Scout Team...Did not see game action in 2011...Named to the 2011 SEC Fall Honor Roll.

PRIOR TO FLORIDA: Made 24-of-26 field-goal attempts and connected on 170-of-172 extra points during his high school career...Helped his team become the Class 2B state runner-up in 2008...Awarded Athlete of the Week for converting 40, 45 and 47-yard field goals in one game...Also participated in varsity soccer for two years.

CAREER HIGHS FG Attempted: 3 (Georgia Southern, 2013)
 FG Made: 2 (2x, last Georgia Southern, 2013)
 FG Long: 44 (LSU, 2013)



Nick WASHINGTON

DEFENSIVE BACK

Redshirt Freshman

Height: 6-0

Weight: 190

Hometown: Jacksonville, Fla.

Previous School: Trinity Christian Academy

22

2013: Played in the first two games of the season before a season-ending injury...Saw action on special teams but did not record any stats.

PRIOR TO FLORIDA: He was named a *Florida Times-Union* All-First Coast First-Team selection after scoring 11 touchdowns and intercepting two passes last season for the Conquerors...Started at safety for the Conquerors since he was in the 8th grade...He chose UF over Florida State, Alabama, Auburn and Clemson...Coached by Verlon Dorminey.



Tevin WESTBROOK

TIGHT END

Senior

Height: 6-5

Weight: 257

Hometown: Coconut Creek, Fla.

Previous School: North Broward Prep

87

2013: Played in all 12 games and made two starts at tight end...Totaled three catches for 30 yards on the season...Recorded his first career catch in the season-opener against Toledo...Had a career-long catch of 17 yards against Vanderbilt...**2012:** Moved to tight end prior to the season...Saw action in all 13 games and started against Bowling Green...Did not record any catches...Graded out 80 percent or better seven times...**2011:** Appeared in three games as a true freshman: FAU, UAB and Kentucky...Had two tackles at Kentucky, including a 6-yard TFL...Named Scout Team Offensive Player of the Week after Furman.

PRIOR TO FLORIDA: A Rivals.com three-star prospect...Helped North Broward Prep to a 6-3 record his senior year...Also played basketball in high school...Chose Florida over UConn, North Carolina, Purdue and USF...Coached by Rex Nottage.

CAREER HIGHS Catches: 1 (3x, last Vanderbilt, 2013)
 Receiving Yards: 17 (Vanderbilt, 2013)
 Long Catch: 17 (Vanderbilt, 2013)
 Tackles: 2 (Kentucky, 2011)

2011 (3 GP/0 GS)
2012 (13 GP/1 GS)

OPPONENT	Receiving				
	No	Yds	Avg	TD	Lg
Toledo - 8/31	1	1	1.0	0	1
at #24 Miami - 9/7	0	0	0.0	0	0
Tenn - 9/21	0	0	0.0	0	0
at Kty - 9/28	0	0	0.0	0	0
Ark - 10/5	1	12	12.0	0	12
at #10 LSU - 10/12	0	0	0.0	0	0
at #14 Mizzou - 10/19	0	0	0.0	0	0
vs. UGA - 11/2	0	0	0.0	0	0
Vandy - 11/9	1	17	17.0	0	17
at #11 SC - 11/16	0	0	0.0	0	0
GS - 11/23	0	0	0.0	0	0
#2 FSU - 11/30	0	0	0.0	0	0
2013 Totals	3	30	10.0	0	17

Career Totals	Receiving				
	No	Yds	Avg	TD	Lg
28 GP/3 GS	3	30	10.0	0	17



Chris WILKES

QUARTERBACK

Redshirt Freshman

Height: 6-3

Weight: 214

Hometown: Orlando, Fla.

Previous School: Dr. Phillips

14

2013: Walked onto the team in the summer of 2013...Did not see any game action and red-shirted...Served as the scout team quarterback.

PRIOR TO FLORIDA: Pursued a baseball career after high school after being drafted by the San Diego Padres in the 22nd round of the 2008 Amateur Draft...Played in the minor leagues for five seasons...As a senior at Dr. Phillips, threw for more than 1,600 yards and 16 touchdowns...Coached by Kevin Pettis.



Dakota WILSON

DEFENSIVE LINE

Redshirt Junior

Height: 6-0

Weight: 260

Hometown: Bradenton, Fla.

Previous School: Braden River

57

2013: Did not see game action...**2012:** Did not see game action...Chosen as the Scout Team Player of the Week against Bowling Green...Joined the team as a walk-on in the spring of 2012.

PRIOR TO FLORIDA: Helped Braden River High School to three straight state playoff appearances (08-10)...Was named first team All-Area by the *Bradenton Herald* in 2009 and 2010...Was given the U.S. Army Reserve award in 2011 and the United States Marine Corps Distinguished Athlete Award in 2011...Named team captain of Braden River High in 2010...Chose Florida over Richmond, Tulane and William and Mary...Coached by Josh Hunter and Ed Volz at Braden River.

2014 SIGNING CLASS (**enrolled in January)

Name	Pos	Ht	Wt	Hometown/Previous School
Taven Bryan**	DL	6-5	260	Casper, Wyo./Natrona County
Khairi Clark	DL	6-2	325	Hollywood, Fla./Chaminade-Madonna
Duke Dawson**	DB	5-10	190	Cross City, Fla./Dixie County
Travaris Dorsey	OL	6-3	310	Jacksonville, Fla./Raines
DeAndre Goolsby**	TE	6-4	230	Derby, Ky./Derby Senior
Will Grier**	QB	6-2	190	Davidson, N.C./Davidson Day
Kavaris Harkless**	OL	6-5	275	Jacksonville, Fla./Trinity Christian Academy
Treon Harris	QB	5-11	185	Miami, Fla./Booker T. Washington
Thomas Holley	DL	6-4	295	Brooklyn, N.Y./Lincoln
J.C. Jackson	DB	5-11	185	Immokalee, Fla./Immokalee
Nolan Kelleher**	OL	6-6	305	Mount Pleasant, S.C./Wando
C'Yontai Lewis	TE	6-5	220	Tuscaloosa, Ala./Northridge
Andrew Mike	OL	6-7	280	Tucson, Ariz./Sabino
Deiondre Porter	ATH	6-1	170	Tampa, Fla./Jefferson
Brandon Powell**	RB	5-9	175	Deerfield Beach, Fla./Deerfield Beach
Justus Reed	DL	6-3	220	Clearwater, Fla./Clearwater Central Catholic
Drew Sarvary**	OL	6-6	318	Tallahassee, Fla./North Florida Christian/FAMU
David Sharpe	OL	6-6	315	Jacksonville, Fla./Providence School
Ryan Sousa	WR	6-0	180	Orlando, Fla./Lake Nona
Moral Stephens	TE	6-3	230	Perry, Fla./Taylor County
Jalen Tabor**	DB	6-1	188	Washington, D.C./Friendship Collegiate Acad.
Gerald Willis	DL	6-3	255	New Orleans, La./Edna Karr
Quincy Wilson	DB	6-1	200	Fort Lauderdale, Fla./Univ. School of Nova South
C.J. Worton	WR	6-0	172	Homestead, Fla./South Dade

Taven BRYAN

93

DEFENSIVE LINE Hometown: Casper, Wyo.
Height: 6-5 Previous School: Natrona County
Weight: 260

PRIOR TO FLORIDA: Enrolled in January of 2014. . . Unanimously selected as the 2013 Conference Defensive Player of the Year. . . Named to the All-State First Team on both the defensive line and the offensive line and to the All-Conference First Team on the offensive line as a high school senior. . . Honored with the 2013 Natrona County Iron Man award. . . Helped lead Natrona County to a 41-6 record in his final three seasons, including back-to-back state titles in 2012 and 2013. . . Chose Florida over Colorado, Colorado State, Nebraska, Oregon, Tennessee, Washington, Washington State and Wyoming. . . Coached by Steve Harshman.

Khairi CLARK

54

DEFENSIVE LINE Hometown: Hollywood, Fla.
Height: 6-2 Previous School: Chaminade-Madonna
Weight: 325 College Prep

PRIOR TO FLORIDA: A 2014 U.S. Army All-American Bowl selection. . . Had two assisted tackles and 0.5 tackle-for-loss in the game. . . Explosive big man who helped lead Chaminade-Madonna Prep to the FHSAA Class 3A Regional Semifinals. . . Recorded 45 tackles and six sacks as a senior year. . . As a junior, he accumulated an impressive 60 tackles, with nine sacks and one interception. . . Also recorded 60 tackles and eight sacks as a sophomore. . . Chose Florida over Alabama, Clemson, Florida State, Georgia, LSU, Miami and Ohio State. . . Coached by Marcelo Rodriguez.

Duke DAWSON

7

DEFENSIVE BACK Hometown: Cross City, Fla.
Height: 5-11 Previous School: Dixie County
Weight: 194

PRIOR TO FLORIDA: Enrolled in January of 2014. . . Named to the Florida Class 1A First-Team All-State defense. . . Helped Dixie County to a 10-1 record during his senior season. . . Nominated to play in the 2014 Semper Fidelis All-American Bowl. . . Finished his high school career with 122 total tackles, 99 solo, and seven interceptions. . . Made 43 tackles, two interceptions and two forced fumbles as a junior. . . Chose Florida over Alabama, Florida State, Iowa and Wisconsin.

Travaris DORSEY

52

OFFENSIVE LINE Hometown: Jacksonville, Fla.
Height: 6-3 Previous School: Raines
Weight: 310

PRIOR TO FLORIDA: Athletic offensive line prospect who spent time at offensive tackle and guard during high school. . . Picked up Offensive Line Most Valuable Player honors at the Rivals Camp Series in Orlando after recording a 4.8 40-time, 515- pound squat and a 450-pound bench. . . Named to the 4A All-State Second Team Offense his senior year. . . Led his team to an 8-2 record and an appearance in the FHSAA Class 4A Regional Finals in his final prep season. . . Missed most of the 2012 season, but rebounded to have a strong senior campaign. . . Began playing football in the seventh grade. . . Coached in high school by Adam Wiley.

DeAndre GOOLSBY

30

TIGHT END Hometown: Derby, Ky.
Height: 6-4 Previous School: Derby Senior
Weight: 230

PRIOR TO FLORIDA: Enrolled in January of 2014. . . Named offensive co-captain of the 2013 Kansas All-State team. . . Big-size tight end who helped lead Derby to a 2013 state championship. . . Totaled 621 receiving yards his senior year. . . Proved to be a threat on kick return. . . Caught 42 passes for 605 yards and 11 touchdowns in his sophomore campaign. . . Chose Gators over Oklahoma, Ohio State, Arkansas and Kansas State. . . Coached by Brandon Clark.

Will GRIER

7

QUARTERBACK Hometown: Davidson, N.C.
Height: 6-2 Previous School: Davidson Day
Weight: 190

PRIOR TO FLORIDA: Enrolled in January of 2014. . . Named the *Parade* National Player of the Year, Maxwell Player of the Year and Tom Lemming Offensive Player of the Year. . . Named Mr. Football USA as the nation's top high school player, as selected by a five-member panel of StudentSports.com football experts. . . 247 Sports First Team All-American and MaxPreps First Team All-American. . . Was a 2014 U.S. Army All-American Bowl selection. . . Threw for 109 yards on 4-of-8 passing in the Army Bowl, including a 51-yard pass that resulted in the longest play of the game. . . Completed 32-of-42 passes for a season-high 599 passing yards and seven touchdowns en route to an NCISAA Division II state title over Harrells Christian Academy. . . Totaled 4,989 yards with a national-best 77 touchdowns in his senior year. . . Rushed for 1,251 yards with 13 touchdowns in 2013. . . In his career, he totaled 14,565 yards and a state-record 195 touchdown passes. . . His 14,565 passing yards are second in North Carolina state history behind former UF quarterback Chris Leak. . . Also had 2,955 career rushing yards and 31 rushing scores. . . Was the Gatorade North Carolina Player of the Year as both a junior and senior. . . Set a national record for single-game passing yardage as a junior in 2012 with a 837-yard, 10-touchdown performance against Harrells Christian in the playoffs. . . Chose Florida over Arkansas, Auburn, North Carolina, Tennessee and Wake Forest. . . Coached by father and former East Carolina standout quarterback, Chad Grier.

Kavaris HARKLESS

53

OFFENSIVE LINE Hometown: Jacksonville, Fla.
Height: 6-5 Previous School: Trinity Christian Acad.
Weight: 282

PRIOR TO FLORIDA: Enrolled in January of 2014. . . Named to the 2013 Class 3A First Team Offense. . . High school teammate of current Gator Nick Washington. . . Helped Trinity Christian to the 2013 FHSAA Class 3A State Championship and a 12-1 season. . . Defeated Clearwater Christian by a score of 34-7 in the state title game. . . Helped block for teammate and Class 3A Player of the Year wide receiver Isaiah Ford. . . Coached by Verlon Dorminey.

Treon HARRIS

3

QUARTERBACK

Hometown: Miami, Fla.

Height: 5-11

Previous School: Booker T. Washington

Weight: 185

PRIOR TO FLORIDA: Led Booker T. Washington to Class 4A state championships in 2012 and 2013 and a runner-up finish in 2011. . . Selected to play in the U.S. Army All-American Bowl. . . Completed 130-of-203 passes for 2,159 yards and 28 touchdowns while throwing just four interceptions as a senior. . . Scored another nine TDs on the ground while rushing for 633 yards. . . Threw for 2,587 yards as a junior, completing 138-of-226 passes for 35 touchdowns and being intercepted just seven times. . . Rushed for another 15 touchdowns and 751 yards. . . As a sophomore, threw 15 touchdowns and five interceptions while completing 107-of-173 passes for 1,577 yards. . . Ran for 20 touchdowns and 940 yards as a sophomore. . . Coached by his dad, Tim Harris.

Thomas HOLLEY

56

DEFENSIVE LINE

Hometown: Brooklyn, N.Y.

Height: 6-4

Previous School: Lincoln

Weight: 295

PRIOR TO FLORIDA: Helped lead Lincoln to an undefeated 2013 season and to the Public Schools Athletic League City Championships. . . Participated in the 2014 Under Armour All-American Game. . . Holley compiled 60 tackles, seven sacks and a fumble recovery during his senior campaign. . . Played in five games as a junior, his first year playing football, and recorded 10 tackles, one sack and a fumble recovery that he returned for a touchdown. . . Was a major college basketball recruit in middle school. . . Chose to attend Florida over 20-plus schools including: Alabama, Clemson, Florida State, NC State, Ohio State, Penn State and Vanderbilt. . . Coached by Shawn O'Connor.

J.C. JACKSON

23

DEFENSIVE BACK

Hometown: Immokalee, Fla.

Height: 5-11

Previous School: Immokalee

Weight: 185

PRIOR TO FLORIDA: Two-way star at wide receiver and defensive back who helped lead Immokalee to an FHSAA Class 5A semifinal appearance as a senior. . . Played in the Under Armour All-America Game in 2013. . . Tallied 165 yards and one touchdown on 17 carries as a senior. . . Totaled 380 rushing yards and scored a pair of rushing touchdowns in his four years on the varsity. . . Hauled in 31 catches for 862 yards and 14 touchdowns in 2013. . . Totaled 3,109 yards on 133 catches with 31 touchdowns during his career at Immokalee. . . Notched 1,403 all-purpose yards as a senior and racked up 4,782 total yards. . . Recorded 53 tackles, including 25 that were unassisted, as a senior. . . Had 42 tackles as a junior and eight as an underclassman for a total of 103 tackles in his career. . . Responsible for two interceptions and a fumble recovery in 2013. . . Coached by Richard Dombroski.

Nolan KELLEHER

71

OFFENSIVE LINE

Hometown: Mount Pleasant, S.C.

Height: 6-5

Previous School: Waldo

Weight: 311

PRIOR TO FLORIDA: Enrolled in January of 2014. . . Competed in the Semper Fidelis All-American Bowl for the East team. . . Named to the 2013 American Family Insurance All-USA South Carolina Football Team. . . Four year starter in high school. . . Helped Waldo to their first 10-win season in school history his junior season. . . Led his team to the first round of the Class 4A Division playoffs his junior and senior season. . . Coached by Jimmy Noonan.

C'Yontai LEWIS

80

TIGHT END

Hometown: Tuscaloosa, Ala.

Height: 6-5

Previous School: Northridge

Weight: 220

PRIOR TO FLORIDA: As a senior, Lewis caught 45 passes for 703 yards and scored 10 touchdowns. . . Also saw time at safety, linebacker, defensive end and kick returner. . . Notched 78 tackles, including 45 solo, in 2013. . . Snagged three interceptions, notched a safety and recovered a fumble as a senior. . . Recorded 313 yards and four touchdowns as a junior at Northridge High School. . . Also played basketball at Northridge. . . Coached by Steve Birmingham.

Andrew MIKE

77

OFFENSIVE LINE

Hometown: Tucson, Ariz.

Height: 6-7

Previous School: Sabino

Weight: 280

PRIOR TO FLORIDA: Played in the Semper Fi All-American Bowl in California. . . Named to the Arizona All-State Div. III First Team Offense as both a senior and junior. . . Led Sabino to a 9-3 record as a senior, 10-1 record as a junior and 11-2 record in 2011 as a sophomore. . . Also played some defense in high school. . . Chose Florida over Arkansas, Arizona, Nebraska and Washington. . . Coached by Jay Campos.

Deiondre PORTER

27

DEFENSIVE BACK

Hometown: Tampa, Fla.

Height: 6-1

Previous School: Jefferson

Weight: 170

PRIOR TO FLORIDA: Named first-team all-state quarterback in Class 6A as a senior. . . Named *Tampa Bay Times'* All-Sun Coast Offensive Player of the Year. . . Selected as the *Tampa Tribune* Male Athlete of the Year as a senior. . . Led the state of Florida with 4,698 total yards and 53 touchdowns as a senior. . . Threw for 3,199 yards and 33 touchdowns, while racking up 1,499 yards and 20 touchdowns on the ground in 2013. . . Completed 150-of-263 passes, with only eight interceptions. . . As a junior, he threw for 2,276 yards with 27 touchdowns, while rushing for 398 yards and five more touchdowns. . . Completed 157-of-226 passes, while throwing 13 interceptions, as a junior. . . Passed for 7,365 yards and 77 touchdowns as a three-year starter at Jefferson. . . Also runs track at Jefferson. . . Coached by Jeremy Earle.

Brandon POWELL

20

RUNNING BACK

Hometown: Deerfield Beach, Fla.

Height: 5-9

Previous School: Deerfield Beach

Weight: 177

PRIOR TO FLORIDA: Enrolled in January of 2014. . . Named First Team Class 8A All-State as a senior. . . The Broward County 8A-7A-6A Player of the Year in 2013. . . Rushed for 1,339 yards on 141 carries as a senior with 20 touchdowns. . . Also had 21 catches for 289 yards and two scores and 452 return yards and a touchdown on special teams. . . Also had three interceptions playing defense. . . Rushed for 133 yards and two scores on 17 carries to lead Deerfield Beach to its first win in six years over St. Thomas Aquinas. . . Totaled 1,180 rushing yards with 13 touchdowns as a junior. . . Coached by Allen Jackson at Deerfield Beach.

Justus REED

96

DEFENSIVE LINE

Hometown: Clearwater, Fla.

Height: 6-3

Previous School: Clearwater Central

Weight: 220

Catholic

PRIOR TO FLORIDA: Named to the 2013 Class 3A All-State First Team. . . Racked up 106 tackles, 19 TFL and 13 sacks during his senior season. . . Also recovered two fumbles and scored two points on a safety. . . Led his team to the Class 3A State Championship Game and recorded four solo tackles in the contest. . . Guided Clearwater Catholic to a 11-3 season. . . Transferred to Clearwater Catholic after previously attending Clearwater High for three years. . . Tallied 98 tackles, 28 TFL and eight sacks in 2012. . . Also played basketball in high school. . . Coached by John Davis.

Drew SARVARY

30

OFFENSIVE LINE Hometown: Tallahassee, Fla.
 Height: 6-6 Previous School: North Florida Christian /
 Weight: 310 FAMU / Tyler Junior College

PRIOR TO FLORIDA: Enrolled in January of 2014... Spent one season at Tyler Junior College in Texas after playing as a true freshman at Florida A&M in Tallahassee... Was a First Team All-Southwest Junior College Football Conference Selection... Helped Tyler to a top 10 national ranking in the final junior college poll after going 9-2 and winning the Football Capital of Kansas Bowl... Paved the way for a rushing attack that averaged 277.9 yards per game and totaled 35 rushing touchdowns... Played in 11 games as a true freshman at Florida A&M... Started the final 10 games for the Rattlers, making his first-ever start on the road at Oklahoma... Graduated from North Florida Christian in 2012 after playing at Leon High School his first three years.

David SHARPE

78

OFFENSIVE LINE Hometown: Jacksonville, Fla.
 Height: 6-6 Previous School: Providence
 Weight: 315

PRIOR TO FLORIDA: 2014 U.S. Army All-American Bowl selection... Named to the MaxPreps All-America First Team... Helped Providence average 227.3 rushing yards per game in 2013... Also played basketball in high school... Chose to attend Florida over Alabama, Clemson, Florida State, Georgia, Miami, Ohio State, South Carolina and Tennessee among others... Coached by Bobby Raulerson.

Ryan SOUSA

2

WIDE RECEIVER Hometown: Orlando, Fla.
 Height: 6-0 Previous School: Lake Nona
 Weight: 180

PRIOR TO FLORIDA: Selected to play in the 2014 Offense-Defense All-American Bowl... Named to the Florida Class 5A All-State First Team his junior year and the Class 7A All-State First Team his senior year... Ended his high school career with 246 catches for 4,107 yards and 53 touchdowns... Notched 89 catches for 1,664 yards and 23 touchdowns during his senior campaign... Tallied a remarkable 358 yards and scored five touchdowns in Lake Nona's 49-12 win over Colonial to rank fifth nationally for receiving yards in a game... Combined to total 30 touchdowns in his sophomore and junior seasons... Amassed 1,601 receiving yards on 92 catches as a junior... Led the state of Florida in receiving yardage his junior year... Recorded 842 receiving yards on 54 catches during his sophomore year... Helped Lake Nova to the school's first playoff berth and an 8-3 record in his final prep season... Brother, Kevin, plays quarterback at Wake Forest... Coached at Lake Nona by Anthony Paradiso.

Moral STEPHENS

82

TIGHT END Hometown: Perry, Fla.
 Height: 6-3 Previous School: Taylor County
 Weight: 230

PRIOR TO FLORIDA: Helped lead his Taylor County team to the FHSAA Class 4A Regional Semifinals... Named a Class 4A Honorable Mention selection... As a senior, recorded 56 catches for 1,105 yards and 14 touchdowns... Totaled 38 receptions for 620 yards and 11 touchdowns during his sophomore year... Also played basketball for Taylor County and averaged 16.3 points per game and 7.1 rebounds per game in his career... Chose Florida over Arkansas, Clemson, Florida State, Georgia, Miami and Ohio State... Coached by Ron Smith.

Jalen TABOR

5

DEFENSIVE BACK Hometown: Washington, D.C.
 Height: 6-0 Previous School: Friendship Collegiate
 Weight: 193 Academy

PRIOR TO FLORIDA: Enrolled in January of 2014... A two-time *Washington Post* All-Met selection and named Washington D.C.'s Mr. Football as a senior... Named a 247 Sports Second Team All-American... Was the only sophomore among the *Washington Post* All-Met first and second teams in 2011... Played in the Under Armour All-American Game in St. Petersburg, Fla... Invited and participated in 'The Opening,' an All-Star summer camp at the Nike World Headquarters in Beaverton, Ore... Intercepted five passes and had 17 pass breakups as a senior... Helped Friendship Academy to its second-consecutive berth in the DCSAA AA Championship Game... According to the *Washington Post*, he did not allow a reception as a junior... Coached by Aazaar Abdul-Rahim at Friendship Collegiate Academy.

Gerald WILLIS

92

DEFENSIVE LINE Hometown: New Orleans, La.
 Height: 6-3 Previous School: Edna Kerr
 Weight: 255

PRIOR TO FLORIDA: Played in the 2014 Under Armour All-American Game... Named 2013 First-Team All-USA by *USA Today* and MaxPreps Second Team All-American... Named the All-Metro and District 9-4A Defensive Player of the Year as both a junior and senior... Led Edna Kerr to four-consecutive Class 4A state finals berths and four-straight district titles... Recorded a total of 289 tackles with 62 TFL, 36 sacks, one interception and one defensive touchdown during his high school career... Totaled 107 tackles with 43 tackles-for-loss, including 15 sacks, as a senior in 14 games... Named a second-team All-American and first-team LSWA Class 4A all-state recipient as a junior... Recorded 141 tackles with 28 TFL and 15 sacks in his junior season... Chose Florida over Alabama, Arkansas, Florida State, LSU, Nebraska, Texas, Texas A&M and TCU... Coached by Jabbar Juluke and Nathaniel Jones.

Quincy WILSON

12

DEFENSIVE BACK Hometown: Fort Lauderdale, Fla.
 Height: 6-1 Previous School: University School
 Weight: 200

PRIOR TO FLORIDA: Was a 2014 Under Armour All-American Game selection... Recorded one solo tackle for Team Nitro in the game... Helped lead his University School team to the Class 4A Regional Finals... Named to the Class 4A First-Team Defense... Had 21 tackles and three interceptions at safety as a senior... As a junior, logged 34 tackles and one interception... Had 22 tackles and two picks as a sophomore... His father, Chad Wilson, played corner for Miami (FL) from 1992-94... Chose Florida over Auburn, Clemson, Georgia, LSU, Michigan, Ohio State and Tennessee... Coached by Roger Harriott.

C.J. WORTON

14

WIDE RECEIVER Hometown: Homestead, Fla.
 Height: 6-0 Previous School: South Dade
 Weight: 172

PRIOR TO FLORIDA: Helped South Dade to a 14-1 record and the 2013 FHSAA Class 8A State Championship... Had six receptions for 159 yards and three touchdowns in the state championship game against Apopka... Recorded an impressive senior campaign, ending with 42 catches for 1,052 yards and 15 touchdowns... As a junior, caught 26 passes for 473 yards and eight touchdowns... Brother, J.J. Worton, is a wide receiver at UCF... Chose Florida over Florida State, Ole Miss, West Virginia, Vanderbilt, Miami and Ohio State... Coached by Nathaniel Hudson.

2013 RESULTS

4-8 Overall, 3-5 SEC

Date	Opponent	Score	Overall	Conference	Time	Attendance
Aug 31	TOLEDO	W 24-6	1-0	0-0	3:11	83,604
Sep 7	at #24 Miami	L 16-21	1-1	0-0	3:26	76,968
Sep 21	TENNESSEE*	W 31-17	2-1	1-0	3:24	90,074
Sep 28	at Kentucky*	W 24-7	3-1	2-0	2:48	62,076
Oct 5	ARKANSAS*	W 30-10	4-1	3-0	3:32	90,043
Oct 12	at #10 LSU*	L 6-17	4-2	3-1	3:07	92,980
Oct 19	at #14 Missouri*	L 17-36	4-3	3-2	3:33	67,124
Nov 2	vs. Georgia*	L 20-23	4-4	3-3	3:36	84,693
Nov 9	VANDERBILT*	L 17-34	4-5	3-4	3:24	88,004
Nov 16	at #11 South Carolina*	L 14-19	4-6	3-5	3:24	83,853
Nov 23	GEORGIA SOUTHERN	L 20-26	4-7	3-5	3:06	82,459
Nov 30	#2 FLORIDA STATE	L 7-37	4-8	3-5	3:07	90,454

* indicates Southeastern Conference game

TEAM STATISTICS

	UF	OPP
SCORING	226	253
Points Per Game	18.8	21.1
FIRST DOWNS	213	193
Rushing	104	87
Passing	94	83
Penalty	15	23
RUSHING YARDAGE	1749	1709
Yards gained rushing	2131	1991
Yards lost rushing	382	282
Rushing Attempts	482	393
Average Per Rush	3.6	4.3
Average Per Game	145.8	142.4
TDs Rushing	14	17
PASSING YARDAGE	2051	2062
Comp-Att-Int	199-311-9	159-319-10
Average Per Pass	6.6	6.5
Average Per Catch	10.3	13.0
Average Per Game	170.9	171.8
TDs Passing	11	9
TOTAL OFFENSE	3800	3771
Total Plays	793	712
Average Per Play	4.8	5.3
Average Per Game	316.7	314.2
KICK RETURNS: #-Yards	34-844	32-525
PUNT RETURNS: #-Yards	22-228	13-49
INT RETURNS: #-Yards	10-172	9-252
KICK RETURN AVERAGE	24.8	16.4
PUNT RETURN AVERAGE	10.4	3.8
INT RETURN AVERAGE	17.2	28.0
FUMBLES-LOST	21-11	13-8
PENALTIES-Yards	89-711	64-545
Average Per Game	59.2	45.4
PUNTS-Yards	51-2085	51-2170
Average Per Punt	40.9	42.5
Net punt average	36.8	37.3
KICKOFFS-Yards	51-3100	61-3674
Average Per Kick	60.8	60.2
Net kick average	51.0	38.2
TIME OF POSSESSION/Game	33:49	26:11
3RD-DOWN Conversions	67/172	51/150
3rd-Down Pct	39%	34%
4TH-DOWN Conversions	11/19	8/17
4th-Down Pct	58%	47%
SACKS BY-Yards	19-123	27-227
MISC YARDS	-6	8
TOUCHDOWNS SCORED	27	27
FIELD GOALS-ATTEMPTS	12-22	22-23
ON-SIDE KICKS	0-0	0-0
RED-ZONE SCORES	(30-43) 70%	(32-39) 82%
RED-ZONE TOUCHDOWNS	(19-43) 44%	(19-39) 49%
PAT-ATTEMPTS	(24-25) 96%	(25-27) 93%
ATTENDANCE	524638	383001
Games/Avg Per Game	6/87440	5/76600
Neutral Site Games		1/84693

SCORE BY QUARTERS	1st	2nd	3rd	4th	Total
Florida	39	75	54	58	226
Opponents	78	57	56	62	253

INDIVIDUAL STATISTICS

RUSHING	GP	Att	Gain	Loss	Net	Avg	TD	Long	Avg/G
Brown,M.	12	148	582	39	543	3.7	4	32	45.2
Taylor,Kel.	9	111	525	17	508	4.6	4	33	56.4
Jones,M.	5	79	352	13	339	4.3	2	67	67.8
Showers,V.	10	12	105	2	103	8.6	0	29	10.3
Patton,S.	12	16	78	7	71	4.4	0	17	5.9
Murphy,T.	9	61	270	209	61	1.0	3	28	6.8
Burton,T.	12	12	76	20	56	4.7	0	50	4.7
Driskel,J.	3	17	71	33	38	2.2	1	12	12.7
Herndon,M.	12	4	32	0	32	8.0	0	17	2.7
Joyer,H.	12	3	18	0	18	6.0	0	8	1.5
Purifoy,L.	11	1	15	0	15	15.0	0	15	1.4
Mornhinweg,S.	3	6	7	12	-5	-0.8	0	5	-1.7
	6	11	0	15	-15	-1.4	0	0	-2.5
Christy,K.	5	1	0	15	-15	-15.0	0	0	-3.0
TOTAL	12	482	2131	382	1749	3.6	14	67	145.8
Opponents	12	393	1991	282	1709	4.3	17	66	142.4

PASSING	GP	Rate	Cmp-Att-Int	Pct	Yds	TD	Long	Avg/G
Murphy,T.	9	121.05	112-185-5	60.5	1216	6	83	135.1
Mornhinweg,S.	3	128.25	44-63-1	69.8	344	3	46	114.7
Driskel,J.	3	135.52	42-61-3	68.9	477	2	46	159.0
Christy,K.	5	217.60	1-1-0	100.0	14	0	14	2.8
Burton,T.	12	0.00	0-1-0	0.0	0	0	0	0.0
TOTAL	12	125.27	199-311-9	64.0	2051	11	83	170.9
Opponents	12	107.18	159-319-10	49.8	2062	9	73	171.8

RECEIVING	GP	Rec	Yds	Avg	TD	Long	Avg/G
Patton,S.	12	44	556	12.6	6	52	46.3
Dunbar,Q.	12	40	548	13.7	0	83	45.7
Burton,T.	12	38	445	11.7	1	26	37.1
Showers,V.	10	18	102	5.7	1	14	10.2
Fulwood,A.	12	17	127	7.5	1	15	10.6
Brown,M.	12	11	57	5.2	0	28	4.8
Taylor,Kel.	9	5	37	7.4	0	15	4.1
Jones,M.	5	5	25	5.0	0	9	5.0
Robinson,D.	7	5	23	4.6	0	10	3.3
Ajagbe,G.	12	4	28	7.0	1	12	2.3
Westbrook,T.	12	3	30	10.0	0	17	2.5
Pittman,L.	9	2	18	9.0	0	10	2.0
Thompson,Ch.	7	2	13	6.5	0	9	1.9
Joyer,H.	12	2	12	6.0	1	7	1.0
Ball,N.	12	1	14	14.0	0	14	1.2
Burton,C.	12	1	12	12.0	0	12	1.0
Herndon,M.	12	1	4	4.0	0	4	0.3
TOTAL	12	199	2051	10.3	11	83	170.9
Opponents	12	159	2062	13.0	9	73	171.8

PUNT RETURNS	Ret	Yds	Avg	TD	Long
Roberson,M.	14	129	9.2	0	38
Hargreaves,V.	3	30	10.0	0	25
Purifoy,L.	3	35	11.7	0	17
Burton,T.	2	34	17.0	0	31
TOTAL	22	228	10.4	0	38
Opponents	13	49	3.8	0	15

KICK RETURNS	Ret	Yds	Avg	Long	TD
Patton,S.	22	642	29.2	1	100
Purifoy,L.	4	82	20.5	0	25
Burton,T.	4	72	18.0	0	24
Burton,C.	1	11	11.0	0	11
Davis,J.	1	4	4.0	0	4
Roberson,M.	1	16	16.0	0	16
Hargreaves,V.	1	17	17.0	0	17
TOTAL	34	844	24.8	1	100
Opponents	32	525	16.4	0	29

INTERCEPTIONS	Int	Yds	Avg	Long	TD
Hargreaves,V.	3	39	13.0	0	24
Pooler,B.	2	30	15.0	0	30
Purifoy,L.	2	42	21.0	1	42
Cummings,D.	1	30	30.0	0	30
Gorman,J.	1	1	1.0	0	1
Maye,M.	1	30	30.0	0	30
TOTAL	10	172	17.2	1	42
Opponents	9	252	28.0	1	62

FUMBLE RETURNS	FR	Yds	Avg	Long	TD
Orr,L.	1	10	10.0	0	10
TOTAL	1	10	10.0	0	10
Opponents	1	-5	-5.0	0	0

SCORING	TD	FG	PAT				Dxp	Saf	Points
			Kick	Rush	Rcv	Pass			
Patton,S.	7	0-0	0-0	0-0	0	0-0	0	0	42
Hardin,A.	0	4-12	15-15	0-0	0	0-0	0	0	27
Brown,M.	4	0-0	0-0	0-0	0	0-0	0	0	24
Taylor,Kel.	4	0-0	0-0	0-0	0	0-0	0	0	24
Velez,F.	0	6-8	6-6	0-0	0	0-0	0	0	24
Murphy,T.	3	0-0	0-0	0-0	0	1-2	0	0	18
Jones,M.	2	0-0	0-0	0-0	0	0-0	0	0	12
Phillips,B.	0	2-2	3-4	0-0	0	0-0	0	0	9
Driskel,J.	1	0-0	0-0	0-0	0	0-0	0	0	6
Joyer,H.	1	0-0	0-0	0-0	0	0-0	0	0	6
Fulwood,A.	1	0-0	0-0	0-0	0	0-0	0	0	6
Showers,V.	1	0-0	0-0	0-0	0	0-0	0	0	6
Ajagbe,G.	1	0-0	0-0	0-0	0	0-0	0	0	6
Burton,T.	1	0-0	0-0	0-0	0	0-0	0	0	6
Purifoy,L.	1	0-0	0-0	0-0	0	0-0	0	0	6
Burton,C.	0	0-0	0-0	0-0	1	0-0	0	0	2
Team	0	0-0	0-0	0-0	0	0-0	0	1	2
TOTAL	27	12-22	24-25	0-0	1	1-2	0	1	226

FIELD GOALS	FGM-FGA	Pct	1-19	20-29	30-39	40-49	50+	Long
Hardin,A.	4-12	33.3	0-0	2-2	2-4	0-5	0-1	33
Phillips,B.	2-2	100.0	0-0	2-2	0-0	0-0	0-0	28
Velez,F.	6-8	75.0	0-0	4-4	1-2	1-2	0-0	44
TOTAL	12-22	54.5	0-0	8-8	3-6	1-7	0-1	44
Opponent	22-23	95.7	1-1	6-6	7-8	8-8	0-0	49

FG SEQUENCE	Florida	Opponent
Toledo	(24),39	(44),(23)
Miami	(33)	-
Tennessee	(23),41	(44)
Kentucky	53,(33)	-
Arkansas	48,(28)	(30)
LSU	(44),(27)	(31)
Missouri	(23)	(43),(19),(39),(33),(28)
Georgia	40,(31),47	(49),(27),(32)
Vanderbilt	44,(23)	(31),(31)
South Carolina	32	(25),(45),38,(22),(43)
Georgia Southern	(27),34,(22)	-
Florida State	49	(49),(40),(28)

Numbers in parentheses indicate field goal was made.

PUNTING	No	Yds	Avg	Long	TB	FC	i20	Blk
Kyle Christy	66	3,023	45.8	62	6	22	27	1
Townsend,J.	29	1217	42.0	61	5	8	6	0
Christy,K.	21	832	39.6	53	3	10	7	0
Murphy,T.	1	36	36.0	36	0	0	1	0
TOTAL	51	2085	40.9	61	8	18	14	0
Opponents	51	2170	42.5	60	2	5	16	1

KICKOFFS	No	Yds	Avg	TB	OB	Ret N	Net	Yd Ln
Hardin,A.	51	3100	60.8	18	0			
TOTAL	51	3100	60.8	18	0	525	41.7	23
Opponents	61	3674	60.2	20	5	844	38.2	26

GAME-BY-GAME STARTERS

OFFENSE

Game	LT	LG	C	RG	RT	TE/FB	QB	RB/WR	FB/WR	WR	WR/TE/OL
Toledo	Humphries	Garcia	Harrison	Koehne	Moore	C. Burton	Driskel	Brown	Ajagbe	Dunbar	Patton
Miami	Humphries	Garcia	Harrison	Koehne	Moore	C. Burton	Driskel	Jones	T. Burton	Dunbar	Patton
Tennessee	Humphries	Garcia	Harrison	Halapio	Koehne	C. Burton	Driskel	Purifoy	Joyer	Dunbar	Patton
Kentucky	Humphries	Garcia	Harrison	Halapio	Koehne	Joyer	Murphy	Jones	T. Burton	Dunbar	Patton
Arkansas	Humphries	Garcia	Harrison	Halapio	Moore	Ajagbe	Murphy	Jones	T. Burton	Dunbar	Patton
LSU	Humphries	Garcia	Harrison	Halapio	Moore	C. Burton	Murphy	Jones	Joyer	Dunbar	T. Burton
Missouri	Garcia	Koehne	Harrison	Halapio	Moore	C. Burton	Murphy	Brown	Joyer	Dunbar	C. Burton
Georgia	Moore	Garcia	Harrison	Halapio	T. Brown	Joyer	Murphy	K. Taylor	Patton	Dunbar	C. Burton
Vanderbilt	Garcia	Koehne	Harrison	Halapio	T. Brown	Joyer	Murphy	K. Taylor	Patton	Dunbar	Silberman
South Carolina	Garcia	Silberman	Harrison	Halapio	T. Brown	C. Burton	Mornhinweg	K. Taylor	T. Burton	Dunbar	Westbrook
Georgia Southern	Garcia	Silberman	Harrison	Halapio	T. Brown	Joyer	Mornhinweg	K. Taylor	T. Burton	Dunbar	C. Burton
Florida State	Garcia	Silberman	Harrison	Halapio	T. Brown	C. Burton	Mornhinweg	Ch. Thompson	T. Burton	Dunbar	Patton

TOTAL OFFENSE	GP	Plays	Rush	Pass	Total	Avg/G
Murphy,T.	9	246	61	1216	1277	141.9
Brown,M.	12	148	543	0	543	45.2
Driskel,J.	3	78	38	477	515	171.7
Taylor,Kel.	9	111	508	0	508	56.4
Mornhinweg,S.	3	69	-5	344	339	113.0
Jones,M.	5	79	339	0	339	67.8
Showers,V.	10	12	103	0	103	10.3
Patton,S.	12	16	71	0	71	5.9
Burton,T.	12	13	56	0	56	4.7
Herndon,M.	12	4	32	0	32	2.7
Joyer,H.	12	3	18	0	18	1.5
Purifoy,L.	11	1	15	0	15	1.4
Christy,K.	5	2	-15	14	-1	-0.2
Team	6	11	-15	0	-15	-2.5
TOTAL	12	793	1749	2051	3800	316.7
Opponents	12	712	1709	2062	3771	314.2

ALL PURPOSE

	G	Rush	Rec	PR	KOR	IR	Tot	Avg/G
Patton,S.	12	71	556	0	642	0	1269	105.8
Burton,T.	12	56	445	34	72	0	607	50.6
Brown,M.	12	543	57	0	0	0	600	50.0
Dunbar,Q.	12	0	548	0	0	0	548	45.7
Taylor,Kel.	9	508	37	0	0	0	545	60.6
Jones,M.	5	339	25	0	0	0	364	72.8
Showers,V.	10	103	102	0	0	0	205	20.5
Purifoy,L.	11	15	0	35	82	42	174	15.8
Roberson,M.	7	0	0	129	16	0	145	20.7
Fulwood,A.	12	0	127	0	0	0	127	10.6
Hargreaves,V.	12	0	0	30	17	39	86	7.2
Murphy,T.	9	61	0	0	0	0	61	6.8
Driskel,J.	3	38	0	0	0	0	38	12.7
Herndon,M.	12	32	4	0	0	0	36	3.0
Joyer,H.	12	18	12	0	0	0	30	2.5
Westbrook,T.	12	0	30	0	0	0	30	2.5
Poole,B.	11	0	0	0	0	30	30	2.7
Maye,M.	12	0	0	0	0	30	30	2.5
Cummings,D.	11	0	0	0	0	30	30	2.7
Ajagbe,G.	12	0	28	0	0	0	28	2.3
Burton,C.	12	0	12	0	11	0	23	1.9
Robinson,D.	7	0	23	0	0	0	23	3.3
Pittman,L.	9	0	18	0	0	0	18	2.0
Ball,N.	12	0	14	0	0	0	14	1.2
Thompson,Ch.	7	0	13	0	0	0	13	1.9
Davis,J.	12	0	0	0	4	0	4	0.3
Gorman,J.	12	0	0	0	0	1	1	0.1
Mornhinweg,S.	3	-5	0	0	0	0	-5	-1.7
Team	6	-15	0	0	0	0	-15	-2.5
Christy,K.	5	-15	0	0	0	0	-15	-3.0
TOTAL	12	1749	2051	228	844	172	5044	420.3
Opponents	12	1709	2062	49	525	252	4597	383.1

DEFENSIVE STATISTICS

	GP	TACKLES				SACKS No-Yards	PASS DEFENSE			FUMBLES		Blkd Kick	Safety
		Solo	Ast	Total	TFL/Yds		Int-Yds	BrUp	QBH	Rcv-Yds	FF		
51 Taylor,M.	11	30	32	62	3.5-15	.	.	1	3	3-0	.	.	
3 Morrison,A.	8	27	29	56	1.0-1	.	.	.	2	.	.	.	
14 Watkins,Ja.	12	31	21	52	2.0-3	.	.	7	
31 Riggs,C.	12	30	21	51	6.5-35	1.5-15	.	3	
6 Fowler,D.	12	31	19	50	10.5-48	3.5-27	.	1	7	1-0	3	.	
21 Gorman,J.	12	27	21	48	2.5-7	.	1-1	7	.	.	1	.	
1 Hargreaves,V.	12	26	12	38	.	.	3-39	11	
90 Bullard,J.	11	19	14	33	2.5-13	1.5-9	.	.	4	.	.	.	
24 Poole,B.	11	20	12	32	2.0-3	.	2-30	3	1	.	.	.	
7 Powell,R.	11	19	7	26	7.0-46	4.0-34	.	.	8	.	.	.	
11 Ball,N.	12	13	12	25	1.5-10	1.0-7	.	1	1	.	.	.	
40 Davis,J.	12	16	8	24	2.0-4	.	.	1	.	.	1	.	
15 Purifoy,L.	11	14	10	24	3.5-17	2.0-11	2-42	7	1	1-0	1	1	
4 Jacobs,D.	11	10	14	24	3.5-7	.	.	1	
49 Kitchens,D.	10	12	10	22	0.5-1	1-0	.	.	
44 Orr,L.	12	16	5	21	4.5-7	2.5-5	.	.	.	2-10	.	.	
20 Maye,M.	12	11	5	16	1.0-6	.	1-30	
55 Cummings,D.	11	10	5	15	3.0-8	1.0-3	1-30	1	2	.	1	.	
5 Roberson,M.	7	11	.	11	.	.	.	3	
2 Easley,D.	3	4	1	5	2.0-6	.	.	.	4	.	.	.	
94 Cox,B.	8	5	.	5	2.0-12	2.0-12	
42 Neal,K.	12	3	2	5	
28 Powell,J.	7	3	1	4	
95 Mccalister,A.	6	2	1	3	
91 Ivie,J.	3	1	2	3	
34 Anzalone,A.	9	2	.	2	
3 Murphy,T.	9	2	.	2	
37 Herndon,M.	12	.	2	2	
13 McMillian,D.	7	2	.	2	
73 Moore,T.	7	1	.	1	
74 Brown,T.	12	1	.	1	
36 Campbell,D.	4	1	.	1	
9 Pittman,L.	9	1	.	1	
30 Clark,T.	2	.	1	1	
88 Burton,C.	12	1	.	1	
25 Ajagbe,G.	12	1	.	1	
5 Fulwood,A.	12	1	.	1	
10 Showers,V.	10	1	.	1	
21 Taylor,Kel.	9	1	.	1	
8 Burton,T.	12	1	.	1	
83 Patton,S.	12	.	1	1	
TM Team	1	
TOTAL	12	407	268	675	61-249	19-123	10-172	47	33	8-10	7	1	1
Opponents	12	500	291	791	85.5-377	27-227	9-252	40	28	11-5	13	2	.

GAME-BY-GAME STARTERS

DEFENSE

Game	Nose	DT	Buck	DE/Nick	SAM/Nick	MIKE	WILL/Nick	CB	S	S	CB
Toledo	Orr	Easley	Fowler	Poole	Powell	Taylor	Ball	Watkins	Maye	Riggs	Roberson
Miami	Orr	Easley	Fowler	Bullard	Powell	Taylor	Ball	Watkins	Maye	Riggs	Roberson
Tennessee	Orr	Easley	Fowler	Bullard	Poole	Morrison	Ball	Purifoy	Watkins	Riggs	Hargreaves
Kentucky	Jacobs	Bullard	Powell	Fowler	Riggs	Morrison	Taylor	Purifoy	Watkins	Gorman	Hargreaves
Arkansas	Jacobs	Bullard	Powell	Fowler	Ball	Morrison	Taylor	Watkins	Gorman	Riggs	Hargreaves
LSU	Jacobs	Bullard	Powell	Fowler	Kitchens	Morrison	Taylor	Purifoy	Gorman	Riggs	Hargreaves
Missouri	Orr	Cummings	Fowler	Bullard	Poole	Morrison	Taylor	Roberson	Watkins	Riggs	Hargreaves
Georgia	Orr	Cummings	Fowler	Bullard	Poole	Morrison	Taylor	Roberson	Watkins	Riggs	Hargreaves
Vanderbilt	Orr	Cummings	Fowler	Bullard	Ball	Morrison	Taylor	Purifoy	Gorman	Riggs	Hargreaves
South Carolina	Orr	Cummings	Powell	Fowler	Ball	Taylor	Poole	Purifoy	Watkins	Riggs	Hargreaves
Georgia Southern	Orr	Cummings	Powell	Fowler	Davis	Taylor	Kitchens	Purifoy	Gorman	Riggs	Hargreaves
Florida State	Cummings	Jacobs	Powell	Fowler	Poole	Kitchens	Ball	Purifoy	Watkins	Riggs	Hargreaves

TEAM GAME HIGHS

Rushes	56	vs Tennessee (Sep 21, 2013)
Yards Rushing	262	vs Toledo (Aug 31, 2013)
Yards Per Rush	5.5	at Kentucky (Sep 28, 2013)
TD Rushes	3	vs Tennessee (Sep 21, 2013)
Pass attempts	46	vs Vanderbilt (Nov 09, 2013)
Pass completions	30	vs Vanderbilt (Nov 09, 2013)
Yards Passing	305	vs Vanderbilt (Nov 09, 2013)
Yards Per Pass	10.9	vs Arkansas (Oct 05, 2013)
TD Passes	3	vs Arkansas (Oct 05, 2013)
Total Plays	80	vs Vanderbilt (Nov 09, 2013)
Total Offense	415	vs Toledo (Aug 31, 2013)
Yards Per Play	6.4	at Kentucky (Sep 28, 2013)
Points	31	vs Tennessee (Sep 21, 2013)
Sacks By	5	at Kentucky (Sep 28, 2013)
First Downs	26	vs Vanderbilt (Nov 09, 2013)
Penalties	11	vs Vanderbilt (Nov 09, 2013)
Penalty Yards	84	vs Arkansas (Oct 05, 2013) vs Vanderbilt (Nov 09, 2013)
Turnovers	5	at Miami (Sep 07, 2013)
Interceptions By	4	vs Tennessee (Sep 21, 2013)
Punts	8	at Missouri (Oct 19, 2013)
Punting Avg	45.6	at Missouri (Oct 19, 2013)
Long Punt	61	at Missouri (Oct 19, 2013)
Punts inside 20	3	vs Georgia (Nov 02, 2013)
Long Punt Return	38	vs Toledo (Aug 31, 2013)

INDIVIDUAL GAME HIGHS

Rushes	28	Jones, M. at Kentucky (Sep 28, 2013)
Yards Rushing	176	Jones, M. at Kentucky (Sep 28, 2013)
TD Rushes	2	Brown, M. vs Toledo (Aug 31, 2013) Taylor, Kel. at South Carolina (Nov 16, 2013)
Long Rush	67	Jones, M. at Kentucky (Sep 28, 2013)
Pass attempts	46	Murphy, I. vs Vanderbilt (Nov 09, 2013)
Pass completions	30	Murphy, I. vs Vanderbilt (Nov 09, 2013)
Yards Passing	305	Murphy, I. vs Vanderbilt (Nov 09, 2013)
TD Passes	3	Murphy, I. vs Arkansas (Oct 05, 2013)
Long Pass	83	Murphy, I. vs Georgia (Nov 02, 2013)
Receptions	7	Dunbar, Q. at Miami (Sep 07, 2013)
Yards Receiving	124	Patton, S. vs Arkansas (Oct 05, 2013)
TD Receptions	2	Patton, S. vs Arkansas (Oct 05, 2013) Patton, S. vs Georgia Southern (Nov 23, 2013)
Long Reception	83	Dunbar, Q. vs Georgia (Nov 02, 2013)
Field Goals	2	Velez, F. at LSU (Oct 12, 2013) Velez, F. vs Georgia Southern (Nov 23, 2013)
Long Field Goal	44	Velez, F. at LSU (Oct 12, 2013)
Punts	8	Townsend, J. at Missouri (Oct 19, 2013)
Punting Avg	45.6	Townsend, J. at Missouri (Oct 19, 2013)
Long Punt	61	Townsend, J. at Missouri (Oct 19, 2013)
Punts inside 20	3	Townsend, J. vs Georgia (Nov 02, 2013)
Long Punt Return	38	Roberson, M. vs Toledo (Aug 31, 2013)
Long Kickoff Return	100	Patton, S. at Missouri (Oct 19, 2013)
Tackles	12	Morrison, A. at LSU (Oct 12, 2013)
Sacks	2.0	Fowler, D. at Kentucky (Sep 28, 2013)
Tackles For Loss	3.0	Powell, R. at Miami (Sep 07, 2013) Fowler, D. vs Tennessee (Sep 21, 2013)
Interceptions	1	Hargreaves, V. vs Toledo (Aug 31, 2013) Hargreaves, V. at Miami (Sep 07, 2013) Poole, B. vs Tennessee (Sep 21, 2013) Gorman, J. vs Tennessee (Sep 21, 2013) Maye, M. vs Tennessee (Sep 21, 2013) Cummings, D. vs Tennessee (Sep 21, 2013) Hargreaves, V. at Kentucky (Sep 28, 2013) Purifoy, L. vs Arkansas (Oct 05, 2013) Poole, B. at Missouri (Oct 19, 2013) Purifoy, L. vs Florida State (Nov 30, 2013)

OPPONENT TEAM GAME HIGHS

Rushes	54	vs Georgia Southern (Nov 23, 2013)
Yards Rushing	429	vs Georgia Southern (Nov 23, 2013)
Yards Per Rush	7.9	vs Georgia Southern (Nov 23, 2013)
TD Rushes	4	vs Vanderbilt (Nov 09, 2013) vs Georgia Southern (Nov 23, 2013)
Pass attempts	43	vs Arkansas (Oct 05, 2013)
Pass completions	19	vs Florida State (Nov 30, 2013)
Yards Passing	327	vs Florida State (Nov 30, 2013)
Yards Per Pass	10.5	vs Florida State (Nov 30, 2013)
TD Passes	3	vs Florida State (Nov 30, 2013)
Total Plays	73	at Missouri (Oct 19, 2013)
Total Offense	500	at Missouri (Oct 19, 2013)
Yards Per Play	7.5	vs Georgia Southern (Nov 23, 2013)
Points	37	vs Florida State (Nov 30, 2013)
Sacks By	6	at Missouri (Oct 19, 2013)
First Downs	24	at Missouri (Oct 19, 2013)
Penalties	8	vs Arkansas (Oct 05, 2013) vs Vanderbilt (Nov 09, 2013)
Penalty Yards	58	at Miami (Sep 07, 2013)
Turnovers	6	vs Tennessee (Sep 21, 2013)
Interceptions By	3	vs Vanderbilt (Nov 09, 2013)
Punts	9	at Miami (Sep 07, 2013)
Punting Avg	45.9	vs Toledo (Aug 31, 2013)
Long Punt	60	at Miami (Sep 07, 2013) vs Arkansas (Oct 05, 2013)
Punts inside 20	3	vs Toledo (Aug 31, 2013) vs Arkansas (Oct 05, 2013)
Long Punt Return	15	at Miami (Sep 07, 2013)

OPPONENT INDIVIDUAL GAME HIGHS

Rushes	24	Jerron Seymour, vs Vanderbilt (Nov 09, 2013)
Yards Rushing	136	Josey, Henry, at Missouri (Oct 19, 2013)
TD Rushes	3	Jerron Seymour, vs Vanderbilt (Nov 09, 2013)
Long Rush	66	J. McKinnon, vs Georgia Southern (Nov 23, 2013)
Pass attempts	41	Brandon Allen, vs Arkansas (Oct 05, 2013)
Pass completions	19	WINSTON, J., vs Florida State (Nov 30, 2013)
Yards Passing	327	WINSTON, J., vs Florida State (Nov 30, 2013)
TD Passes	3	WINSTON, J., vs Florida State (Nov 30, 2013)
Long Pass	73	Aaron Murray, vs Georgia (Nov 02, 2013)
Receptions	9	BENJAMIN, K., vs Florida State (Nov 30, 2013)
Yards Receiving	212	BENJAMIN, K., vs Florida State (Nov 30, 2013)
TD Receptions	3	BENJAMIN, K., vs Florida State (Nov 30, 2013)
Long Reception	73	Todd Gurley, vs Georgia (Nov 02, 2013)
Field Goals	5	Baggett, Andrew, at Missouri (Oct 19, 2013)
Long Field Goal	49	Marshall Morgan, vs Georgia (Nov 02, 2013) AGUAYO, R., vs Florida State (Nov 30, 2013)
Punts	8	Pat O'Donnell, at Miami (Sep 07, 2013)
Punting Avg	49.8	Taylor Hudson, vs Vanderbilt (Nov 09, 2013)
Long Punt	60	Pat O'Donnell, at Miami (Sep 07, 2013) Sam Irwin-Hill, vs Arkansas (Oct 05, 2013)
Punts inside 20	3	PENZA, Vince, vs Toledo (Aug 31, 2013) Sam Irwin-Hill, vs Arkansas (Oct 05, 2013)
Long Punt Return	15	Phillip Dorsett, at Miami (Sep 07, 2013)
Long Kickoff Return	29	Odell Beckham, at LSU (Oct 12, 2013) Sheldon Dawson, vs Georgia (Nov 02, 2013)
Tackles	13	D. Perryman, at Miami (Sep 07, 2013) Lamin Barrow, at LSU (Oct 12, 2013)
Sacks	3.0	Sam, Michael, at Missouri (Oct 19, 2013)
Tackles For Loss	3.5	Trey Flowers, vs Arkansas (Oct 05, 2013)
Interceptions	1	Tracy Howard, at Miami (Sep 07, 2013) R. Jenkins, at Miami (Sep 07, 2013) Swofford, D., vs Tennessee (Sep 21, 2013) Josh Forrest, at Kentucky (Sep 28, 2013) Penton, Aarion, at Missouri (Oct 19, 2013) Kenny Ladler, vs Vanderbilt (Nov 09, 2013) Andre Hal, vs Vanderbilt (Nov 09, 2013) A Williamson, vs Vanderbilt (Nov 09, 2013) Jimmy Legree, at South Carolina (Nov 16, 2013)

INDIVIDUAL GAME-BY-GAME STATS

PASSING

Tyler Murphy	Att	Comp	Int	Pct	Yards	TD	Long	Sack	Yds	Effic
Tennessee	14	8	0	57.1	134	1	52	0	0	161.1
Kentucky	18	15	1	83.3	156	1	29	1	5	163.4
Arkansas	22	16	0	72.7	240	3	51	2	14	209.4
LSU	27	15	0	55.6	115	0	20	4	40	91.3
Missouri	29	15	1	51.7	92	0	14	6	42	71.5
Georgia	29	13	0	44.8	174	0	83	4	28	95.2
Vanderbilt	46	30	3	65.2	305	1	35	5	59	115.0
TOTALS	185	112	5	60.5	1216	6	83	22	188	121.1

Skyler Mornhinweg	Att	Comp	Int	Pct	Yards	TD	Long	Sack	Yds	Effic
South Carolina	13	10	1	76.9	107	0	28	0	0	130.7
Georgia Southern	25	14	0	56.0	122	2	46	0	0	123.4
Florida State	25	20	0	80.0	115	1	20	1	8	131.8
TOTALS	63	44	1	69.8	344	3	46	1	8	128.2

Jeff Driskel	Att	Comp	Int	Pct	Yards	TD	Long	Sack	Yds	Effic
Toledo	22	17	0	77.3	153	1	26	2	14	150.7
Miami	33	22	2	66.7	291	1	46	2	17	138.6
Tennessee	6	3	1	50.0	33	0	21	0	0	62.9
TOTALS	61	42	3	68.9	477	2	46	4	31	135.5

Kyle Christy	Att	Comp	Int	Pct	Yards	TD	Long	Sack	Yds	Effic
LSU	1	1	0	100.0	14	0	14	0	0	217.6
TOTALS	1	1	0	100.0	14	0	14	0	0	217.6

Trey Burton	Att	Comp	Int	Pct	Yards	TD	Long	Sack	Yds	Effic
South Carolina	1	0	0	0.0	0	0	0	0	0	0.0
TOTALS	1	0	0	0.0	0	0	0	0	0	0.0

RUSHING	No-Yds/TD	TOL	UM	UT	UK	ARK	LSU	MU	UGA	VU	SC	GSU	FSU
Brown,M.	148-543/4	25-112/2	10-29/0	24-86/1	6-18/0	11-39/0	15-56/0	8-19/0	9-41/1	10-32/0	11-51/0	11-44/0	8-16/0
Taylor,Kel.	111-508/4	5-43/0	DNP	1-3/0	DNP	DNP	10-52/0	12-74/1	20-76/0	14-47/1	21-96/2	22-92/0	6-25/0
Jones,M.	79-339/2	DNP	18-47/0	12-49/1	28-176/1	17-50/0	4-17/0	DNP	DNP	DNP	DNP	DNP	DNP
Showers,V.	12-103/0	2-31/0	4-27/0	DNP	DNP	1--1/0	-	-	-	1-4/0	2-31/0	2-11/0	-
Patton,S.	16-71/0	1-17/0	2-4/0	2-5/0	-	2-14/0	1--1/0	1-17/0	2-0/0	-	3-11/0	1-7/0	1--3/0
Murphy,T.	61-61/3	-	-	10-84/1	7-36/1	7-15/0	10--13/0	8--45/0	10-28/1	9--44/0	DNP	DNP	DNP
Burton,T.	12-56/0	2-1/0	1--4/0	-	2-16/0	1--2/0	-	1--5/0	-	-	3-3/0	-	2-47/0
Driskel,J.	17-38/1	8-19/0	9-19/1	-	DNP	DNP	DNP	DNP	DNP	DNP	DNP	DNP	DNP
Herndon,M.	4-32/0	4-32/0	-	-	-	-	-	-	-	-	-	-	-
Joyer,H.	-	3-18/0	1-7/0	-	-	-	-	-	-	-	-	1-8/0	1-3/0
-	-	-	-	-	-	-	-	-	-	-	-	-	-
Purifoy,L.	1-15/0	DNP	-	1-15/0	-	-	-	-	-	-	-	-	-
Mornhinweg,S.	6--5/0	DNP	DNP	DNP	DNP	DNP	DNP	DNP	DNP	DNP	-	-	6--5/0
Team	11--15/0	DNP	DNP	5--12/0	2-0/0	2-0/0	DNP	1--1/0	-	DNP	DNP	DNP	1--2/0
Christy,K.	1--15/0	-	-	1--15/0	DNP	-	-	DNP	DNP	DNP	DNP	DNP	DNP

INDIVIDUAL GAME-BY-GAME STATS

RECEIVING	No-Yds/TD	TOL	UM	UT	UK	ARK	LSU	MU	UGA	VU	SC	GSU	FSU
Patton,S.	44-556/6	1-21/0	6-118/1	3-73/1	3-12/0	6-124/2	3-32/0	6-46/0	3-38/0	3-17/0	1-4/0	4-69/2	5-2/0
Dunbar,Q.	40-548/0	2-22/0	7-98/0	4-63/0	2-48/0	3-43/0	3-29/0	1-2/0	4-91/0	6-77/0	3-25/0	3-37/0	2-17/0
Burton,T.	38-445/1	5-69/0	6-64/0	3-27/0	6-66/1	3-56/0	3-28/0	3-26/0	2-11/0	6-74/0	1-24/0	-	-
Fullwood,A.	17-127/1	1-5/0	-	-	-	-	2-19/0	1-7/0	2-22/0	3-33/1	2-6/0	2-12/0	4-23/0
Showers,V.	18-102/1	4-23/0	1-3/0	DNP	DNP	1-9/1	1-0/0	2-11/0	1-5/0	2-21/0	-	2-9/0	4-21/0
Brown,M.	11-57/0	1-4/0	-	-	-	1-1/0	2-1/0	1-0/0	-	2-12/0	1-28/0	1-6/0	2-25/0
Taylor,Kel.	5-37/0	-	DNP	-	DNP	DNP	-	-	-	2-21/0	1-15/0	2-1/0	-
Westbrook,T.	3-30/0	1-1/0	-	-	-	1-12/0	-	-	-	1-17/0	-	-	-
Ajagbe,G.	4-28/1	2-16/1	1-7/0	-	-	-	-	-	-	-	1-5/0	-	-
Jones,M.	5-25/0	DNP	1-1/0	1-4/0	3-20/0	-	-	DNP	DNP	DNP	DNP	DNP	DNP
Robinson,D.	5-23/0	-	-	DNP	1-10/0	1-5/0	1-6/0	-	DNP	2-12/0	DNP	DNP	DNP
Pittman,L.	2-18/0	DNP	DNP	DNP	-	-	-	-	-	1-8/0	-	-	1-10/0
Ball,N.	1-14/0	-	-	-	-	-	1-14/0	-	-	-	-	-	-
Thompson,Ch.	2-13/0	-	-	-	DNP	DNP	DNP	DNP	DNP	2-13/0	-	-	-
Burton,C.	1-12/0	-	-	-	-	-	-	-	-	-	-	-	1-12/0
Joyer,H.	2-12/1	-	-	-	-	-	-	-	1-7/0	-	-	-	1-5/1
Herndon,M.	1-4/0	-	-	-	-	-	-	1-4/0	-	-	-	-	-

PUNT RETURNS	No-Yds	TOL	UM	UT	UK	ARK	LSU	MU	UGA	VU	SC	GSU	FSU
Roberson,M.	14-129	4-72	2-15	DNP	DNP	DNP	1-1	3-36	1-2	2-1	DNP	DNP	1-6
Purifoy,L.	3-35	DNP	1-18	-	-	2-17	-	-	-	-	-	-	-
Burton,T.	2-34	-	-	-	-	2-34	-	-	-	-	-	-	-
Hargreaves,V.	3-30	-	-	2-5	-	-	-	-	-	1-25	-	-	-

KICK RETURNS	No-Yds	TOL	UM	UT	UK	ARK	LSU	MU	UGA	VU	SC	GSU	FSU
Patton,S.	22-642	2-48	2-41	2-53	1-14	-	1-33	4-158	2-56	3-63	2-59	1-54	2-63
Purifoy,L.	4-82	DNP	-	1-21	-	-	-	-	-	-	-	1-16	2-45
Burton,T.	4-72	-	-	-	-	-	-	1-23	1-15	-	-	2-34	-
Hargreaves,V.	1-17	-	-	-	-	-	-	-	-	-	-	-	1-17
Roberson,M.	1-16	-	-	DNP	DNP	DNP	-	-	1-16	-	DNP	DNP	-
Burton,C.	1-11	-	-	-	-	-	-	1-11	-	-	-	-	-
Davis,J.	1-4	-	-	-	-	-	-	-	1-4	-	-	-	-

INT. RETURNS	No-Yds	TOL	UM	UT	UK	ARK	LSU	MU	UGA	VU	SC	GSU	FSU
Hargreaves,V.	3-39	1-15	1-24	-	1-0	-	-	-	-	-	-	-	-
Poole,B.	2-30	-	-	1-0	DNP	-	-	1-30	-	-	-	-	-
Purifoy,L.	2-42	DNP	-	-	-	1-42	-	-	-	-	-	-	1-0
Gorman,J.	1-1	-	-	1-1	-	-	-	-	-	-	-	-	-
Cummings,D.	1-30	DNP	-	1-30	-	-	-	-	-	-	-	-	-
Maye,M.	1-30	-	-	1-30	-	-	-	-	-	-	-	-	-

FUMBLE RETURNS	No-Yds	TOL	UM	UT	UK	ARK	LSU	MU	UGA	VU	SC	GSU	FSU
Orr,L.	1-10	-	-	-	-	-	-	-	1-10	-	-	-	-

TACKLES FOR LOSS	UA-A	TOT	TOL	UM	UT	UK	ARK	LSU	MU	UGA	VU	SC	GSU	FSU
Fowler,D.	10-1	10.5	-	1.0-3	3.0-15	2.0-18	1.0-2	-	1.0-3	-	0.5-3	-	2.0-4	-
Powell,R.	7-0	7.0	1.0-2	3.0-18	-	-	-	-	DNP	1.0-12	1.0-9	1.0-5	-	-
Riggs,C.	5-3	6.5	-	-	1.0-6	2.5-15	2.5-12	0.5-2	-	-	-	-	-	-
Orr,L.	4-1	4.5	1.0-1	1.0-1	-	-	-	-	-	-	0.5-3	2.0-2	-	-
Jacobs,D.	3-1	3.5	-	1.0-2	-	-	-	0.5-1	DNP	-	2.0-4	-	-	-
Purifoy,L.	3-1	3.5	DNP	1.0-5	-	-	1.0-8	-	-	1.0-3	-	-	-	0.5-1
Taylor,M.	2-3	3.5	1.0-2	-	-	1.0-8	0.5-2	0.5-1	0.5-2	-	-	-	-	DNP
Cummings,D.	3-0	3.0	DNP	-	-	-	1.0-2	-	-	-	-	1.0-3	-	1.0-3
Bullard,J.	2-1	2.5	-	-	-	1.5-9	-	-	-	-	1.0-4	-	DNP	-
Gorman,J.	2-1	2.5	-	-	1.0-5	-	-	0.5-1	-	-	-	-	1.0-1	-
Poole,B.	2-0	2.0	-	-	-	DNP	-	-	2.0-3	-	-	-	-	-
Easley,D.	2-0	2.0	1.0-3	1.0-3	-	DNP	DNP	DNP	DNP	DNP	DNP	DNP	DNP	DNP
Cox,B.	2-0	2.0	-	-	DNP	1.0-1	-	-	-	DNP	DNP	DNP	-	1.0-11
Watkins,Ja.	2-0	2.0	1.0-1	-	-	-	-	-	-	-	-	1.0-2	-	-
Davis,J.	2-0	2.0	-	-	-	-	-	-	-	-	1.0-3	1.0-1	-	-
Ball,N.	1-1	1.5	-	-	-	-	-	-	0.5-3	-	-	-	-	1.0-7
Morrison,A.	1-0	1.0	DNP	-	-	-	-	-	-	-	1.0-1	DNP	DNP	DNP
Maye,M.	1-0	1.0	-	1.0-6	-	-	-	-	-	-	-	-	-	-
Kitchens,D.	0-1	0.5	-	DNP	-	-	-	-	DNP	-	-	-	-	0.5-1

INDIVIDUAL GAME-BY-GAME STATS

TOTAL TACKLES	UA-A	TOT	TOL	UM	UT	UK	ARK	LSU	MU	UGA	VU	SC	GSU	FSU
Taylor,M.	30-32	62	1-4	3-0	2-2	4-4	2-3	3-7	4-2	1-3	4-4	5-3	1-0	DNP
Morrison,A.	27-29	56	DNP	5-2	6-0	1-6	1-2	1-11	4-0	4-3	5-5	DNP	DNP	DNP
Watkins,Ja.	31-21	52	2-2	1-0	5-2	3-7	4-1	0-3	6-2	2-0	1-0	4-1	2-1	1-2
Riggs,C.	30-21	51	5-1	0-1	2-1	3-3	4-2	2-4	1-0	4-2	1-0	3-1	3-4	2-2
Fowler,D.	31-19	50	2-0	3-0	3-0	2-3	3-1	0-5	4-1	4-2	0-2	3-1	5-3	2-1
Gorman,J.	27-21	48	1-0	1-1	2-1	2-2	3-1	4-4	4-4	0-1	3-2	2-0	5-5	-
Hargreaves,V.	26-12	38	-	3-0	2-0	1-1	4-1	2-2	1-2	8-1	0-2	0-2	2-1	3-0
Bullard,J.	19-14	33	1-2	1-0	1-2	1-2	2-0	1-4	3-0	2-0	4-0	1-1	DNP	2-3
Poole,B.	20-12	32	0-1	2-0	2-2	DNP	1-0	-	6-2	-	2-0	3-5	-	4-2
Powell,R.	19-7	26	1-0	3-0	1-1	2-2	-	0-1	DNP	3-0	1-2	4-0	2-1	2-0
Ball,N.	13-12	25	1-2	1-1	1-0	-	2-2	-	1-2	0-1	-	4-2	0-1	3-1
Jacobs,D.	10-14	24	-	1-1	-	0-2	1-1	0-4	DNP	-	3-2	0-1	4-2	1-1
Purifoy,L.	14-10	24	DNP	2-1	2-0	0-2	2-2	0-1	2-0	3-0	-	2-3	-	1-1
Davis,J.	16-8	24	-	-	1-0	-	-	-	1-1	1-0	2-1	3-2	6-1	2-3
Kitchens,D.	12-10	22	-	DNP	-	-	1-0	3-3	DNP	-	1-2	-	5-2	2-3
Orr,L.	16-5	21	4-0	2-0	-	-	1-0	0-2	1-0	2-0	3-1	2-2	-	1-0
Maye,M.	11-5	16	1-0	3-1	-	-	1-0	1-3	-	1-0	-	-	1-0	3-1
Cummings,D.	10-5	15	DNP	-	0-1	-	1-0	-	0-2	2-1	1-1	1-0	2-0	3-0
Roberson,M.	11-0	11	3-0	1-0	DNP	DNP	DNP	-	4-0	3-0	-	DNP	DNP	-
Easley,D.	4-1	5	3-0	1-0	0-1	DNP	DNP	DNP	DNP	DNP	DNP	DNP	DNP	DNP
Cox,B.	5-0	5	-	-	DNP	1-0	-	-	2-0	DNP	DNP	DNP	-	2-0
Neal,K.	3-2	5	1-1	-	-	-	0-1	-	-	-	1-0	1-0	-	-
Powell,J.	3-1	4	0-1	1-0	1-0	-	-	-	1-0	DNP	DNP	DNP	DNP	DNP
Mccalister,A.	2-1	3	-	-	DNP	DNP	DNP	DNP	-	DNP	DNP	-	1-1	1-0
Ivie,J.	1-2	3	DNP	DNP	DNP	DNP	DNP	DNP	DNP	-	-	DNP	1-2	DNP
Anzalone,A.	2-0	2	-	-	DNP	1-0	-	-	-	DNP	-	-	1-0	DNP
Murphy,T.	2-0	2	-	-	-	1-0	-	-	-	-	1-0	DNP	DNP	DNP
McMillian,D.	2-0	2	DNP	-	DNP	-	-	-	DNP	1-0	DNP	1-0	-	DNP
Herndon,M.	0-2	2	0-1	-	-	-	0-1	-	-	-	-	-	-	-
Moore,T.	1-0	1	-	-	DNP	-	-	-	1-0	-	DNP	DNP	DNP	DNP
Brown,T.	1-0	1	-	-	-	-	-	-	-	-	1-0	-	-	-
Taylor,Kel.	1-0	1	-	DNP	-	DNP	DNP	-	-	-	1-0	-	-	-
Burton,C.	1-0	1	-	1-0	-	-	-	-	-	-	-	-	-	-
Clark,T.	0-1	1	DNP	DNP	0-1	DNP	-	DNP	DNP	DNP	DNP	DNP	DNP	DNP
Pittman,L.	1-0	1	DNP	DNP	DNP	-	-	-	-	-	-	1-0	-	-
Fulwood,A.	1-0	1	-	-	-	-	-	-	-	1-0	-	-	-	-
Patton,S.	0-1	1	0-1	-	-	-	-	-	-	-	-	-	-	-
Ajagbe,G.	1-0	1	-	1-0	-	-	-	-	-	-	-	-	-	-
Campbell,D.	1-0	1	DNP	DNP	DNP	DNP	DNP	DNP	DNP	DNP	-	-	1-0	-
Showers,V.	1-0	1	1-0	-	DNP	DNP	-	-	-	-	-	-	-	-
Burton,T.	1-0	1	-	-	-	-	-	-	-	-	-	-	1-0	-

SACKS	UA-A	TOT	TOL	UM	UT	UK	ARK	LSU	MU	UGA	VU	SC	GSU	FSU
Powell,R.	4-0	4.0	1.0-2	1.0-11	-	-	-	-	DNP	1.0-12	1.0-9	-	-	-
Fowler,D.	3-1	3.5	-	-	1.0-6	2.0-18	-	-	-	-	0.5-3	-	-	-
Orr,L.	2-1	2.5	1.0-1	-	-	-	-	-	-	-	0.5-3	1.0-1	-	-
Purifoy,L.	2-0	2.0	DNP	-	-	-	1.0-8	-	-	1.0-3	-	-	-	-
Cox,B.	2-0	2.0	-	-	DNP	1.0-1	-	-	-	DNP	DNP	DNP	-	1.0-11
Bullard,J.	1-1	1.5	-	-	-	1.5-9	-	-	-	-	-	-	DNP	-
Riggs,C.	1-1	1.5	-	-	-	0.5-5	1.0-10	-	-	-	-	-	-	-
Ball,N.	1-0	1.0	-	-	-	-	-	-	-	-	-	-	-	1.0-7
Cummings,D.	1-0	1.0	DNP	-	-	-	-	-	-	-	-	1.0-3	-	-

FLORIDA GAME-BY-GAME

Date	Opponent	RUSHING				RECEIVING				PASSING				KICK RETURN				PUNT RETURN				Total Off.
		No.	Yds	TD	Lg	No.	Yds	TD	Lg	Cmp-Att-Int	Yds	TD	Lg	No	Yds	TD	Lg	No	Yds	TD	Lg	
Aug 31	TOLEDO	48	262	2	29	17	153	1	26	17-22-0	153	1	26	2	48	0	31	4	72	0	38	415
Sep 7	at Miami	44	122	1	12	22	291	1	46	22-33-2	291	1	46	2	41	0	23	3	33	0	18	413
Sep 21	TENNESSEE	56	215	3	28	11	167	1	52	11-20-1	167	1	52	3	74	0	38	2	5	0	4	382
Sep 28	at Kentucky	45	246	2	67	15	156	1	29	15-18-1	156	1	29	1	14	0	14	0	0	0	0	402
Oct 5	ARKANSAS	41	115	0	15	16	240	3	51	16-22-0	240	3	51	0	0	0	0	4	51	0	31	355
Oct 12	at LSU	40	111	0	14	16	129	0	20	16-28-0	129	0	20	1	33	0	33	1	-1	0	0	240
Oct 19	at Missouri	31	59	1	20	15	92	0	14	15-29-1	92	0	14	6	192	1	100	3	36	0	21	151
Nov 2	vs Georgia	41	145	2	25	13	174	0	83	13-29-0	174	0	83	5	91	0	41	1	2	0	2	319
Nov 9	VANDERBILT	34	39	1	10	30	305	1	35	30-46-3	305	1	35	3	63	0	28	3	24	0	25	344
Nov 16	at South Carolina	41	200	2	32	10	107	0	28	10-14-1	107	0	28	2	59	0	33	0	0	0	0	307
Nov 23	GEORGIA SOUTHERN	37	157	0	33	14	122	2	46	14-25-0	122	2	46	4	104	0	54	0	0	0	0	279
Nov 30	FLORIDA STATE	24	78	0	50	20	115	1	20	20-25-0	115	1	20	5	125	0	39	1	6	0	6	193
TOTALS		482	1,749	14	67	199	2,051	11	83	199-311-9	2,051	11	83	34	844	1	100	22	228	0	38	3,800
Opponent		393	1,709	17	66	159	2,062	9	73	159-319-10	2,062	9	73	32	525	0	29	13	49	0	15	3,771

Games played: 12
 Pass efficiency: 125.27
 All purpose avg/game: 420.3
 Avg per rush: 3.6
 Kick ret avg: 24.8
 Total offense avg/gm: 316.7
 Avg per catch: 10.3
 Punt ret avg: 10.4

Date	Opponent	TACKLES				SACKS No-Yds	FUMBLES		PASS DEFENSE			Blkd Kicks	PAT ATTEMPTS			Saf	Pts
		Solo	Ast	Total	TFL-Yds		FF	FR-Yds	Int-Yds	QBH	Brk		Att-Mad	Run	Rcv		
Aug 31	TOLEDO	27	16	43	5.0-9	2.0-3	0	0-0	1-15	8	4	0	3-3	0	0	0	24
Sep 7	at Miami	36	8	44	9.0-38	1.0-11	0	0-0	1-24	4	3	1	1-1	0	0	0	16
Sep 21	TENNESSEE	31	14	45	5.0-26	1.0-6	2	2-0	4-61	1	7	0	4-4	0	0	0	31
Sep 28	at Kentucky	22	34	56	8.0-51	5.0-33	0	0-0	1-0	0	3	0	3-3	0	0	0	24
Oct 5	ARKANSAS	33	18	51	6.0-26	2.0-18	2	1-0	1-42	7	6	0	4-3	0	0	0	30
Oct 12	at LSU	17	54	71	2.0-5	0.0-0	0	1-0	0-0	0	1	0	0-0	0	0	0	6
Oct 19	at Missouri	46	18	64	4.0-11	0.0-0	1	1-0	1-30	4	8	0	2-2	0	0	0	17
Nov 2	vs Georgia	42	14	56	2.0-15	2.0-15	0	1-10	0-0	3	2	0	1-1	0	1	1	20
Nov 9	VANDERBILT	35	24	59	7.0-27	2.0-15	0	0-0	0-0	1	4	0	2-2	0	0	0	17
Nov 16	at South Carolina	40	24	64	6.0-13	2.0-4	0	0-0	0-0	4	2	0	2-2	0	0	0	14
Nov 23	GEORGIA SOUTHERN	43	24	67	3.0-5	0.0-0	2	2-0	0-0	0	3	0	2-2	0	0	0	20
Nov 30	FLORIDA STATE	35	20	55	4.0-23	2.0-18	0	0-0	1-0	1	4	0	1-1	0	0	0	7
TOTALS		407	268	675	61.0-249	19.0-123	7	8-10	10-172	33	47	1	25-24	0	1	1	226
Opponent		500	291	791	85.5-377	26.5-224	13	11-5	9-252	28	40	2	27-25	0	0	0	253

Date	Opponent	PUNTING										FIELD GOALS			KICKOFFS				
		No	Yds	Avg	Long	Blkd	TB	FC	50+	I20	Att-Made	Lg	Blkd	No	Yds	Avg	TB	OB	
Aug 31	TOLEDO	4	153	38.2	53	0	0	2	1	1	2-1	24	0.5	303	60.6	1	0		
Sep 7	at Miami	4	170	42.5	45	0	0	2	0	2	1-1	33	0.4	203	50.8	0	0		
Sep 21	TENNESSEE	3	111	37.0	43	0	0	2	0	2	2-1	23	0.6	388	64.7	3	0		
Sep 28	at Kentucky	0	0	0.0	0	0	0	0	0	0	2-1	33	0.5	322	64.4	4	0		
Oct 5	ARKANSAS	6	222	37.0	48	0	1	3	0	2	2-1	28	1.6	382	63.7	2	0		
Oct 12	at LSU	5	212	42.4	50	0	2	1	1	1	2-2	44	0.3	194	64.7	1	0		
Oct 19	at Missouri	8	365	45.6	61	0	2	1	2	0	1-1	23	0.4	249	62.2	2	0		
Nov 2	vs Georgia	4	158	39.5	43	0	0	1	0	3	3-1	31	0.4	246	61.5	0	0		
Nov 9	VANDERBILT	2	80	40.0	42	0	1	1	0	0	2-1	23	0.4	204	51.0	2	0		
Nov 16	at South Carolina	4	145	36.2	51	0	1	2	1	1	1-0	0	0.3	187	62.3	0	0		
Nov 23	GEORGIA SOUTHERN	5	204	40.8	52	0	0	0	1	0	3-2	27	1.5	308	61.6	3	0		
Nov 30	FLORIDA STATE	6	265	44.2	54	0	1	3	1	2	1-0	0	0.2	114	57.0	0	0		
TOTALS		51	2,085	40.9	61	0	8	18	7	14	22-12	44	2.51	3100	60.8	18	0		
Opponent		51	2,170	42.5	60	1	2	5	10	16	23-22	49	0.61	3674	60.2	20	5		

OPPONENT GAME-BY-GAME

Date	Opponent	No.	RUSHING			RECEIVING				PASSING				KICK RETURN				PUNT RETURN				Total Off.		
			Yds	TD	Lg	No.	Yds	TD	Lg	Cmp	Att	Int	Yds	TD	Lg	No	Yds	TD	Lg	No	Yds		TD	Lg
Aug 31	TOLEDO	16	50	0	28	17	155	0	28	17	38	1	28	4	67	0	23	0	0	0	0	205		
Sep 7	at Miami	28	50	1	12	12	162	2	52	12	25	1	52	3	56	0	22	2	15	0	15	212		
Sep 21	TENNESSEE	23	66	0	15	14	154	1	32	14	34	4	32	3	57	0	21	0	0	0	0	220		
Sep 28	at Kentucky	21	48	1	25	17	125	0	21	17	26	1	21	1	19	0	19	0	0	0	0	173		
Oct 5	ARKANSAS	29	111	1	28	17	164	0	31	17	43	1	31	4	40	0	19	1	-1	0	0	275		
Oct 12	at LSU	39	175	2	26	9	152	0	30	9	17	0	30	2	48	0	29	0	0	0	0	327		
Oct 19	at Missouri	37	205	2	50	18	295	1	52	18	36	1	52	2	35	0	20	2	-7	0	0	500		
Nov 2	vs Georgia	35	156	1	30	16	258	1	73	16	26	0	73	4	76	0	29	2	1	0	1	414		
Nov 9	VANDERBILT	44	126	4	19	6	57	0	23	6	12	0	23	2	13	0	13	0	0	0	0	183		
Nov 16	at South Carolina	35	164	0	58	14	213	1	39	14	28	0	39	3	56	0	23	1	6	0	6	377		
Nov 23	GEORGIA SOUTHERN	54	429	4	66	0	0	0	0	0	3	0	0	2	34	0	19	4	36	0	11	429		
Nov 30	FLORIDA STATE	32	129	1	23	19	327	3	56	19	31	1	56	2	24	0	19	1	-1	0	0	456		
OPP. TOTALS		393	1,709	17	66	159	2,062	9	73	159	319	10	2,062	9	73	32	525	0	29	13	49	0	15	3,771
Florida		482	1,749	14	67	199	2,051	11	83	199	311	9	2,051	11	83	34	844	1	100	22	228	0	38	3,800

Games played:	12	Avg per rush:	4.3	Avg per catch:	13.0
Pass efficiency:	107.18	Kick ret avg:	16.4	Punt ret avg:	3.8
All purpose avg/game:	383.1	Total offense avg/gm:	314.2		

Date	Opponent	TACKLES				SACKS		FUMBLES		PASS DEFENSE			Blkd Kicks	PAT ATTEMPTS			Saf	Pts		
		Solo	Ast	Total	TFL-Yds	No	Yds	FF	FR-Yds	Int-Yds	QBH	Brk		Att-Mad	Run	Rcv				
Aug 31	TOLEDO	56	20	76	6.0-23	2	14	2	1-0	0	0	2	0	0	0	0	0	6		
Sep 7	at Miami	46	32	78	5.0-23	2	17	4	3-0	2	55	1	2	0	3	3	0	21		
Sep 21	TENNESSEE	43	22	65	6.0-28	0	0	1	2-0	1	62	2	4	0	2	2	0	17		
Sep 28	at Kentucky	33	39	72	4.5-10	0	5	0	0-0	1	39	0	2	0	1	1	0	7		
Oct 5	ARKANSAS	40	14	54	10.0-32	0	14	0	0-0	0	0	1	1	1	1	1	0	10		
Oct 12	at LSU	29	56	85	8.0-48	4	40	1	0-0	0	0	5	6	0	2	2	0	17		
Oct 19	at Missouri	39	22	61	11.0-53	6	42	2	2-0	1	3	8	4	0	3	3	0	36		
Nov 2	vs Georgia	46	18	64	7.0-35	4	28	0	0-0	0	0	3	4	0	2	2	0	23		
Nov 9	VANDERBILT	51	16	67	9.0-67	5	59	1	1-0	3	86	4	5	0	4	4	0	34		
Nov 16	at South Carolina	38	24	62	5.0-18	0	0	0	0-0	1	7	1	2	0	1	1	0	19		
Nov 23	GEORGIA SOUTHERN	44	14	58	7.0-13	0	0	0	0-0	0	0	1	7	1	4	2	0	26		
Nov 30	FLORIDA STATE	35	14	49	7.0-27	1	8	2	2-5	0	0	2	1	0	4	4	0	37		
OPP. TOTALS		500	291	791	85.5-377	26.5	224	13	11-5	9	252	28	40	2	27	25	0	0	0	253
Florida		407	268	675	61.0-249	19.0	123	7	8-10	10	172	33	47	1	25	24	0	1	226	

Date	Opponent	PUNTING										FIELD GOALS			KICKOFFS				
		No	Yds	Avg	Long	Blkd	TB	FC	50+	120	Att-Made	Lg	Blkd	No	Yds	Avg	TB	OB	
Aug 31	TOLEDO	7	321	45.9	50	0	0	0	1	3	2	2	0	3	195	65.0	1	0	
Sep 7	at Miami	9	392	43.6	60	1	2	1	4	1	0	0	0	4	214	53.5	0	1	
Sep 21	TENNESSEE	3	125	41.7	46	0	0	0	0	1	1	1	0	4	260	65.0	1	0	
Sep 28	at Kentucky	3	114	38.0	41	0	0	0	0	0	0	0	0	2	123	61.5	0	1	
Oct 5	ARKANSAS	7	320	45.7	60	0	0	1	2	3	1	1	0	3	197	65.7	2	1	
Oct 12	at LSU	3	111	37.0	45	0	0	1	0	2	1	1	0	4	259	64.8	3	0	
Oct 19	at Missouri	5	204	40.8	47	0	0	0	0	1	5	5	0	9	550	61.1	3	0	
Nov 2	vs Georgia	2	85	42.5	46	0	0	1	0	1	3	3	0	6	310	51.7	0	0	
Nov 9	VANDERBILT	5	226	45.2	53	0	0	1	3	1	2	2	0	7	422	60.3	4	0	
Nov 16	at South Carolina	3	100	33.3	49	0	0	0	0	1	5	4	0	6	381	63.5	3	1	
Nov 23	GEORGIA SOUTHERN	2	85	42.5	44	0	0	0	0	2	0	0	0	5	264	52.8	1	0	
Nov 30	FLORIDA STATE	2	87	43.5	44	0	0	0	0	0	3	3	0	8	499	62.4	2	1	
OPP. TOTALS		51	2170	42.5	60	1	2	5	10	16	23	22	49	0	3674	60.2	20	5	
Florida		51	2085	40.9	61	0	8	18	7	14	22	12	44	2	3100	60.8	18	0	

GAME PARTICIPATION

	Name	GP/65	TOL	UM	UT	UK	ARK	LSU	MU	UGA	VU	SC	GSU	FSU
25	Ajagbe,G.	12/2	START	XXX	XXX	XXX	START	XXX	XXX	XXX	XXX	XXX	XXX	XXX
86	Andrades,R.	1/-	XXX
34	Anzalone,A.	9/-	XXX	XXX	...	XXX	XXX	XXX	XXX	...	XXX	XXX	XXX	...
11	Ball,N.	12/7	START	START	START	XXX	START	XXX	XXX	XXX	START	START	XXX	START
8	Brown,J.	7/-	XXX	XXX	...	XXX	XXX	...	XXX	...	XXX	XXX
33	Brown,M.	12/2	START	XXX	XXX	XXX	XXX	XXX	START	XXX	XXX	XXX	XXX	XXX
74	Brown,T.	12/5	XXX	XXX	XXX	XXX	XXX	XXX	XXX	START	START	START	START	START
90	Bullard,J.	11/8	XXX	START	START	START	START	START	START	START	START	XXX	...	XXX
88	Burton,C.	12/9	START	START	START	XXX	XXX	START	START	START	XXX	START	START	START
8	Burton,T.	12/7	XXX	START	XXX	START	START	START	XXX	XXX	XXX	START	START	START
36	Campbell,D.	4/-	XXX	XXX	XXX	XXX
4	Christy,K.	5/-	XXX	XXX	XXX	...	XXX	XXX
30	Clark,T.	2/-	XXX	...	XXX
94	Cox,B.	8/-	XXX	XXX	...	XXX	XXX	XXX	XXX	XXX	XXX
43	Crofoot,K.	12/-	XXX	XXX	XXX	XXX	XXX	XXX	XXX	XXX	XXX	XXX	XXX	XXX
55	Cummings,D.	11/6	...	XXX	XXX	XXX	XXX	XXX	START	START	START	START	START	START
40	Davis,J.	12/1	XXX	XXX	XXX	XXX	XXX	XXX	XXX	XXX	XXX	XXX	START	XXX
6	Driske,J.	3/3	START	START	START
1	Dunbar,Q.	12/12	START	START	START	START	START	START	START	START	START	START	START	START
2	Easley,D.	3/3	START	START	START
46	Ferris,D.	12/-	XXX	XXX	XXX	XXX	XXX	XXX	XXX	XXX	XXX	XXX	XXX	XXX
6	Fowler,D.	12/12	START	START	START	START	START	START	START	START	START	START	START	START
5	Fullwood,A.	12/-	XXX	XXX	XXX	XXX	XXX	XXX	XXX	XXX	XXX	XXX	XXX	XXX
76	Garcia,M.	12/12	START	START	START	START	START	START	START	START	START	START	START	START
21	Gorman,J.	12/5	XXX	XXX	XXX	START	START	START	XXX	XXX	START	XXX	START	XXX
67	Halapio,J.	10/10	START	START	START	START	START	START	START	START	START	START
16	Hardin,A.	12/-	XXX	XXX	XXX	XXX	XXX	XXX	XXX	XXX	XXX	XXX	XXX	XXX
16	Hargreaves,V.	12/10	XXX	XXX	START	START	START	START	START	START	START	START	START	START
72	Harrison,J.	12/12	START	START	START	START	START	START	START	START	START	START	START	START
37	Herndon,M.	12/-	XXX	XXX	XXX	XXX	XXX	XXX	XXX	XXX	XXX	XXX	XXX	XXX
70	Humphries,D.	7/6	START	START	START	START	START	START	XXX
91	Ivie,J.	3/-	XXX	XXX	...	XXX	...
4	Jacobs,D.	11/4	XXX	XXX	XXX	START	START	START	...	XXX	XXX	XXX	XXX	START
24	Jones,M.	5/4	...	START	XXX	START	START	START
41	Joyer,H.	12/7	XXX	XXX	START	START	XXX	START	START	START	START	XXX	START	XXX
69	Kitchens,D.	10/3	XXX	...	XXX	XXX	XXX	START	...	XXX	XXX	XXX	START	START
44	Koehne,K.	12/6	START	START	START	START	XXX	XXX	START	XXX	START	XXX	XXX	XXX
29	Ledbetter,R.	2/-	XXX	XXX
20	Maye,M.	12/2	START	START	XXX	XXX	XXX	XXX	XXX	XXX	XXX	XXX	XXX	XXX
95	Mcalister,A.	6/-	XXX	XXX	XXX	XXX	XXX	XXX
13	McMillian,D.	7/-	...	XXX	...	XXX	XXX	XXX	...	XXX	...	XXX	XXX	...
20	Mcneely,M.	11/-	XXX	XXX	XXX	XXX	...	XXX	XXX	XXX	XXX	XXX	XXX	XXX
73	Moore,T.	7/6	START	START	...	XXX	START	START	START	START
17	Mornhinweg,S.	3/3	START	START	START
3	Morrison,A.	8/7	...	XXX	START	START	START	START	START	START	START
3	Murphy,T.	9/6	XXX	XXX	XXX	START	START	START	START	START	START
42	Neal,K.	12/-	XXX	XXX	XXX	XXX	XXX	XXX	XXX	XXX	XXX	XXX	XXX	XXX
44	Orr,L.	12/8	START	START	START	XXX	XXX	XXX	START	START	START	START	START	XXX
15	Parrish,R.	1/-	XXX
83	Patton,S.	12/8	START	START	START	START	START	XXX	XXX	START	START	XXX	XXX	START
97	Phillips,B.	2/-	XXX	XXX
9	Pittman,L.	9/-	XXX	XXX	XXX	XXX	XXX	XXX	XXX	XXX	XXX
24	Poole,B.	11/6	START	XXX	START	...	XXX	XXX	START	START	XXX	START	XXX	START
28	Powell,J.	7/-	XXX	XXX	XXX	XXX	XXX	XXX	XXX
7	Powell,R.	11/8	START	START	XXX	START	START	START	...	XXX	XXX	START	START	START
15	Purifoy,L.	11/7	...	XXX	START	START	XXX	START	XXX	XXX	START	START	START	START
31	Riggs,C.	12/12	START	START	START	START	START	START	START	START	START	START	START	START
5	Roberson,M.	7/4	START	START	XXX	START	START	XXX	XXX
11	Robinson,D.	7/-	XXX	XXX	...	XXX	XXX	XXX	...	XXX
22	Schroeder,E.	1/-	XXX
10	Showers,V.	10/-	XXX	XXX	XXX	XXX	XXX	XXX	XXX	XXX	XXX	XXX
77	Silberman,I.	11/4	XXX	XXX	XXX	XXX	XXX	XXX	...	XXX	START	START	START	START
21	Taylor,Kel.	9/4	XXX	...	XXX	XXX	XXX	START	START	START	START	XXX
51	Taylor,M.	11/10	START	START	XXX	START	START	START	START	START	START	START	START	...
85	Thompson,Ch.	7/1	XXX	XXX	XXX	XXX	XXX	XXX	START
84	Thompson,Co.	3/-	XXX	XXX	XXX
63	Thurman,T.	12/-	XXX	XXX	XXX	XXX	XXX	XXX	XXX	XXX	XXX	XXX	XXX	XXX
19	Townsend,J.	6/-	XXX	XXX	XXX	XXX	XXX	XXX
95	Velez,F.	5/-	XXX	XXX	XXX	XXX	XXX
22	Washington,N.	2/-	XXX	XXX
14	Watkins,Ja.	12/9	START	START	START	START	START	XXX	START	START	XXX	START	XXX	START
87	Westbrook,T.	12/2	XXX	XXX	XXX	XXX	XXX	XXX	START	XXX	XXX	START	XXX	XXX

COACHES

PLAYERS

2013 RECAP

HISTORY

HONORS

NEL GATORS

ALL-TIME RESULTS

RECORD BOOK

LETTERWINNERS

UF ATHLETICS

10/10 FLORIDA 24, TOLEDO 6

August 31, 2013

Ben Hill Griffin Stadium at Florida Field (Attendance: 83,604)

Gainesville, Fla.

Mack Brown, making his first career start, rushed for 112 yards and two scores and Jeff Driskel threw a second-half touchdown pass to fullback Gideon Ajagbe as the Gators extended their run of 24-consecutive victories in season openers with a 24-6 victory over Toledo. Behind Brown, UF out-rushed UT, 262-50, for the game, including 141-33 in the first half. Driskel finished 17-of-22 for 153 yards, including the 4-yard toss to Ajagbe that pushed the Gators to an 18-point edge early in the final period. It was the combination of Driskel and Brown who got things started for UF after defensive end Ronald Powell, seeing his first action since suffering a serious knee injury in the 2012 Orange & Blue Game, sacked Toledo quarterback Terrance Owens on the Rockets' opening possession. Florida took its first possession of the game at the 16-yard line and drove 84 yards in 17 plays to score on a 1-yard run by Brown. Along the way, Brown carried five times for 38 yards, including a 23-yard run. The two teams traded field goals -- with Florida redshirt freshman Austin Hardin kicking a 24-yarder and Toledo's Jeremiah Detmer good from 44 yards -- to make the score 10-3 in the second quarter. A 29-yard run from running back Valdez Showers, who was switched from safety during the preseason, was the big hitter on a 10-play, 83-yard drive that Brown capped by dragging a handful of Rockets into the end zone on a 14-yard run that had the Gators up 17-3 at halftime. Detmer's 23-yard field goal at 10:03 of the third period drew UT within 17-6, but an interception and 15-yard return by freshman cornerback Vernon Hargreaves III gave the Gators a first down at the Rockets' 23. Five plays later, Driskel hit a wide-open Ajagbe off play-action on third-and-goal for the final score of the game.

Score by Quarters	1	2	3	4	Score
Toledo	0	3	3	0	6
Florida	7	10	7	0	24

SCORING SUMMARY

Qtr	Time	Scoring Play	UT-UF
1st	6:46	UF - Brown, M. 1 yd run (Hardin, A. kick), 11-84 6:21	UT 0 - UF 7
2nd	12:59	UF - Hardin, A. 24 yd field goal, 9-52 4:12	UT 0 - UF 10
	9:24	UT - Detmer, J. 44 yd field goal, 5-28 1:17	UT 3 - UF 10
	3:20	UF - Brown, M. 14 yd run (Hardin, A. kick), 10-83 6:04	UT 3 - UF 17
3rd	10:03	UT - Detmer, J. 23 yd field goal, 8-63 3:17	UT 6 - UF 17
	0:55	UF - Ajagbe, G. 4 yd pass from Driskel, J. (Hardin, A. kick), 5-23 2:39	UT 6 - UF 24

TEAM STATISTICS

	UT	UF
First Downs	12	22
Rushes-Yards (Net)	16-50	48-262
Passing Yards (Net)	155	153
Passes Comp.-Att.-Int.	17-38-1	17-22-0
Total Offense Plays-Yards	54-205	70-415
Punt Returns-Yards	0-0	4-72
Kickoff Returns-Yards	4-67	2-48
Punts-Average	7-45.9	4-38.2
Fumbles-Lost	1-0	2-1
Penalties-Yards	4-45	10-70
Possession Time	20:12	39:48
Sacks By: Number-Yards	2-14	2-3

INDIVIDUAL STATISTICS

Passing	UT - Owens 17-38-1-155 (0 TD)
	UF - Driskel 17-22-0-153 (1 TD)
Rushing	UT - Fluellen 9-46, Owens 4-4, Hunt 2-0, Rosenbauer 1-0
	UF - Brown, M. 25-112 (2 TD), Taylor, K. 5-43, Herndon 4-32, Showers 2-31, Driskel 8-19, Patton 1-17, Joyer 1-7, Burton, T. 2-1
Receiving	UT - Reedy 7-50, Fluellen 3-42, Macon 3-41, Russell 3-19, Hunt 1-3
	UF - Burton, T. 5-69, Showers 4-23, Dunbar 2-22, Ajagbe 2-16, Patton 1-21, Fulwood 1-5, Westbrook 1-1, Brown, M. 1-(-4)
Sacks	UT - Elliott 1-6, Norrils 1-8
	UF - Powell 1-2, Orr 1-1
Interceptions	UT - None
	UF - Hargreaves 1-15
Fumbles	UT - Rosenbauer 1-0
	UF - Driskel 2-1

RV/24 MIAMI 21, 12/9 FLORIDA 16

September 7, 2013

Sun Life Stadium (Attendance: 76,968)

Miami Gardens, Fla.

Florida fell to Miami 21-16 in their much-anticipated showdown at Sun Life Stadium. UF quarterback Jeff Driskel's second interception of the game came on a third-and-2 from the UM 18-yard line with 6:42 to play. The possession marked the sixth for the Gators that reached inside of the Miami 20 -- and the fourth time coming away with nothing. Duke Johnson's 2-yard touchdown run following a fumble by Driskel at the Gators' 5-yard line -- the Gators' fifth turnover of the game -- gave Miami a cushion. Florida responded with a quick drive, capped by a 21-yard touchdown pass from Driskel to Solomon Patton with 2:08 left in regulation, but an onside kick came up short. Florida got the ball back with :28 left at its own 20 but was unable to move the ball. A 52-yard touchdown from Stephen Morris to Phillip Dorsett had given the Hurricanes an eight-point lead at 14-6. After that, Florida mounted a series of drives -- UF outgained UM by 100 yards on offense and held the ball for 13 more minutes -- but each ended in self-destruction. The Gators had a chance to close the margin after a 43-yard pass from Driskel to Patton helped move UF inside the UM 10. But, one play after over-throwing Quinton Dunbar in the end zone for what would have been an easy touchdown, Driskel was under pressure and tried to force a throw that was intercepted at the goal line. Miami had taken a 7-0 lead midway through the first quarter when Morris threw a 7-yard touchdown to Herb Waters. UM capitalized on a series of early mistakes by UF, including a fumble by Matt Jones that Miami converted into the score on its opening drive. Down 7-0, Florida got some instant life when cornerback Loucheiz Purifoy blocked Pat O'Donnell's punt, with the Gators recovering at the 10. Two plays later, Driskel sprinted untouched into the end zone off a zone-read option play, picking up a block from fullback Hunter Joyer. Florida did not tie the game, though. The Gators went for a trick-play attempt at a 2-point conversion, spreading the field and having Tyler Murphy throw a pass to Trey Burton, but the Hurricanes tackled Burton short of the goal line. On Miami's next possession, the Hurricanes went 84 yards in just six plays, with the big play to Dorsett. From there, the UF defense stepped it up and kept the UM offense on the sidelines with three straight three-and-outs. The Hurricanes ran six plays for four yards in the second quarter.

Score by Quarters	1	2	3	4	Score
Florida	6	0	3	7	16
Miami	14	0	0	7	21

SCORING SUMMARY

Qtr	Time	Scoring Play	UF-UM
1st	7:24	UM - Waters, H. 7 yd pass from Morris, S. (Goudis, M. kick), 9-50 2:46	UF 0 - UM 7
	3:43	UF - Driskel, J. 9 yd run (Murphy, T. pass failed), 2-9 0:40	UF 6 - UM 7
	1:47	UM - Dorsett, P. 52 yd pass from Morris, S. (Goudis, M. kick), 6-84 1:56	UF 6 - UM 14
3rd	8:40	UF - Hardin, A. 33 yd field goal, 9-44 4:42	UF 9 - UM 14
	3:29	UM - Johnson, D. 2 yd run (Goudis, M. kick), 2-4 1:03	UF 9 - UM 21
4th	2:08	UF - Patton, S. 21 yd pass from Driskel, J. (Hardin, A. kick), 4-60 1:21	UF 16 - UM 21

TEAM STATISTICS

	UF	UM
First Downs	22	10
Rushes-Yards (Net)	44-122	28-50
Passing Yards (Net)	291	162
Passes Comp.-Att.-Int.	22-33-2	12-25-1
Total Offense Plays-Yards	77-413	53-212
Punt Returns-Yards	3-33	2-15
Kickoff Returns-Yards	2-41	3-56
Punts-Average	4-42.5	9-43.6
Fumbles-Lost	4-3	0-0
Penalties-Yards	10-70	5-58
Possession Time	38:20	21:40
Sacks By: Number-Yards	1-11	2-17

INDIVIDUAL STATISTICS

Passing	UF - Driskel 22-33-2-291 (1 TD)
	UM - Morris 12-25-1-162 (2 TD)
Rushing	UF - Jones 18-47, Brown, M. 10-29, Showers 4-27, Driskel 9-19, Patton 2-4, Burton, T. 1-(-4)
	UM - Johnson 21-59 (TD), Hagens 1-7, Waters 1-(-5), Morris 4-(-9)
Receiving	UF - Dunbar 7-98, Patton 6-118 (TD), Burton, T. 6-64, Ajagbe 1-7, Showers 1-3, Jones 1-1
	UM - Hurns 4-60, Waters 3-14 (TD), Walford 2-24, Johnson 2-12, Dorsett 1-52 (TD)
Sacks	UF - Powell 1-11
	UM - McCord 1-9, Chickillo 1-8
Interceptions	UF - Hargreaves 1-24
	UM - Howard 1-36, Jenkins 1-19
Fumbles	UF - Ajagbe 1-0, Burton, T. 1-1, Jones 1-1, Driskel 1-1
	UM - None

19/18 FLORIDA 31, TENNESSEE 17

September 21, 2013

Ben Hill Griffin Stadium at Florida Field (Attendance: 90,074)
Gainesville, Fla.

Backup quarterback Tyler Murphy accounted for a pair of touchdowns and the Florida defense forced six turnovers as the Gators defeated Tennessee 31-17 in the SEC opener for both teams. The win was the Gators' ninth straight in the series. Murphy, who entered after starter Jeff Driskel left the game in the first quarter, had never attempted a pass in college. He finished 8-of-14 passing for 134 yards, and added 84 yards rushing on 10 carries, including a fourth-quarter touchdown to put UF ahead 31-10. The Gators finished with 382 yards of total offense, but it was their defense that set the tone behind four interceptions and two fumble recoveries. The Gators led 17-7 at the half, thanks to a 2-yard touchdown run from Mack Brown with 37 seconds to go in the second quarter. The Vols got a field goal on their first drive of third period from Michael Palardy. The points came after UT coach Butch Jones opted for a quarterback switch, benching Nathan Peterman (4-of-11, 5 yards, 2 interceptions) in favor of Justin Worley, the junior backup. UF was led by a spectacular opening two quarters from its defense that forced four turnovers and held the Volunteers to 31 total yards on 25 plays. Tennessee's only points in the first half came when cornerback Devaun Swafford returned a Driskel interception 62 yards. Driskel injured his ankle on the play and was replaced by Murphy. Brown's touchdown was set up off a tipped-ball interception by junior defensive tackle Darius Cummings, whose 30-yard return set the Gators up on the UT 40. Seven plays later, after a crucial third-down run by Murphy to move the chains, Brown took an inside handoff and broke it outside for the score and 10-point lead. Earlier in the half, Solomon Patton took a pass from Murphy, weaved around two UT defensive players and raced 52 yards for a touchdown and 10-7 lead. That play came after UF defensive back Brian Poole came down with an interception to set the UF offense up at its own 44.

Score by Quarters	1	2	3	4	Score
Tennessee	7	0	3	7	17
Florida	3	14	7	7	31

SCORING SUMMARY

Qtr	Time	Scoring Play	UT-UF
1st	9:23	UT - Swafford, D. 62 yd interception return (Palardy, M. kick)	UT 7 - UF 0
	1:43	UF - Hardin, A. 23 yd field goal, 4-1 1:41	UT 7 - UF 3
2nd	13:23	UF - Patton, S. 52 yd pass from Murphy, T. (Hardin, A. kick), 2-56 0:52	UT 7 - UF 10
	0:37	UF - Brown, M. 3 yd run (Hardin, A. kick), 7-40 3:03	UT 7 - UF 17
3rd	12:17	UT - Palardy, M. 44 yd field goal, 8-48 2:43	UT 10 - UF 17
	7:08	UF - Jones, M. 4 yd run (Hardin, A. kick), 11-79 5:09	UT 10 - UF 24
	4th	13:52	UF - Murphy, T. 7 yd run (Hardin, A. kick), 11-84 5:26
10:20		UT - Howard, A. 18 yd pass from Worley, J. (Palardy, M. kick), 7-79 3:32	UT 17 - UF 31

TEAM STATISTICS

	UT	UF
First Downs	12	20
Rushes-Yards (Net)	23-66	56-215
Passing Yards (Net)	154	167
Passes Comp.-Att.-Int.	14-34-4	11-20-1
Total Offense Plays-Yards	57-220	76-382
Punt Returns-Yards	0-0	2-5
Kickoff Returns-Yards	3-57	3-74
Punts-Average	3-41.7	3-37.0
Fumbles-Lost	2-2	6-2
Penalties-Yards	3-25	6-44
Possession Time	20:23	39:37
Sacks By: Number-Yards	0-0	1-6

INDIVIDUAL STATISTICS

Passing	UT - Worley 10-23-2-149 (1 TD), Peterman 4-11-2-5
	UF - Murphy 8-14-0-134 (1 TD), Driskel 3-6-1-33
Rushing	UT - Neal 12-42, Lane 5-16, North 1-9, Howard 2-2, Peterman 3-(-3)
	UF - Brown, M. 24-86 (TD), Murphy 10-84 (TD), Jones 12-49 (TD), Purifoy 1-15, Patton 2-5, Taylor, K. 1-3, Christy 1-(-15)
	UT - Howard 4-75 (TD), North 4-43, Croom 2-31, Neal 1-9, Smith 1-2, Downs 1-0, Lane 1-(-6)
Receiving	UF - Dunbar 4-63, Patton 3-73 (TD), Burton, T. 3-27, Jones 1-4
	UT - None
Sacks	UF - Fowler 1-6
	UT - None
Interceptions	UT - Swafford 1-62 (TD)
	UF - Cummings 1-30, Maye 1-30, Gorman 1-1, Poole 1-0
Fumbles	UT - Neal 1-1, Peterman 1-1
	UF - Team 2-1, Murphy 1-0, Christy 1-0, Hargreaves 1-0, Jones 1-1

20/19 FLORIDA 24, KENTUCKY 7

September 28, 2013

Commonwealth Stadium (Attendance: 62,076)
Lexington, Ky.

Tyler Murphy passed for a touchdown and ran for another while tailback Matt Jones rushed for a career-high 176 yards and a score as the Gators defeated Kentucky 24-7 and captured their SEC road opener. The win marked UF's 27th-straight in the series, dating back to 1987. Making his first career start, Murphy completed 15-of-18 passes, including his first 13 attempts, for 156 yards, including a 9-yard scoring strike to Trey Burton in the second quarter, and later in the period added a 5-yard TD run on an option keeper. Murphy made one mistake in the third period, when he was intercepted by linebacker Josh Forrest, who returned the ball 39 yards to the UF 38. Five plays later, though, UK quarterback Maxwell Smith's heave into the end zone was intercepted by leaping true freshman cornerback Vernon Hargreaves, his third pick of the season. UK's lone points of the night came in the first quarter, when the Wildcats executed a perfect fake field goal and place-kicker Joe Mansour ran 25 yards for a touchdown that tied the game at 7-all. The Gators scored the game's next 17 points, finishing with 402 yards of total offense. The UF defense held the Wildcats to 173 yards, sacked UK quarterbacks five times and limited the 'Cats to 1-for-8 on third down. Murphy's touchdown run late in the second quarter capped a nine-play, 62-yard drive, highlighted by a 19-yard completion to Burton. His touchdown pass came two plays after Jones had a 67-yard run. After a holding penalty on the opening kickoff stuck the Gators in a hole at their own 7, Murphy took his team 93 yards in 13 plays to give the Gators a 7-0 lead. The drive was the longest TD march -- in yards, plays and time consumed (7:47) -- for UF on the season to that point and was capped when Jones went around left end for his 2-yard scoring run on third-and-goal. Jones went on to carry 28 times on the night. Kentucky reached UF territory twice in the second half, but was turned away by Hargreaves the first time (third quarter) and on downs the second time (fourth quarter), with the Gators taking control and behind Jones basically ran out the clock.

Score by Quarters	1	2	3	4	Score
Florida	7	14	0	3	24
Kentucky	7	0	0	0	7

SCORING SUMMARY

Qtr	Time	Scoring Play	UF-UK
1st	7:13	UF - Jones, M. 2 yd run (Hardin, A. kick), 13-93 7:47	UF 7 - UK 0
	1:46	UK - Mansour, J. 25 yd run (Mansour, J. kick), 10-75 5:27	UF 7 - UK 7
2nd	9:40	UF - Burton, T. 9 yd pass from Murphy, T. (Hardin, A. kick), 3-79 1:32	UF 14 - UK 7
	2:53	UF - Murphy, T. 5 yd run (Hardin, A. kick), 9-62 5:14	UF 21 - UK 7
4th	10:49	UF - Hardin, A. 33 yd field goal, 15-64 7:38	UF 24 - UK 7

TEAM STATISTICS

	UF	UK
First Downs	22	12
Rushes-Yards (Net)	45-246	21-48
Passing Yards (Net)	156	125
Passes Comp.-Att.-Int.	15-18-1	17-26-1
Total Offense Plays-Yards	63-402	47-173
Punt Returns-Yards	0-0	0-0
Kickoff Returns-Yards	1-14	1-19
Punts-Average	0-0	3-38.0
Fumbles-Lost	0-0	0-0
Penalties-Yards	5-28	3-25
Possession Time	38:09	21:51
Sacks By: Number-Yards	5-33	1-5

INDIVIDUAL STATISTICS

Passing	UF - Murphy 15-18-1-156 (1 TD)
	UK - Smith 12-20-1-90, Whitlow 5-6-0-35
Rushing	UF - Jones 28-176 (TD), Murphy 7-36 (TD), Brown, M. 6-18, Burton, T. 2-16
	UK - Mansour 1-25 (TD), Kemp 3-19, Sanders 5-16, Whitlow 3-9, Timmons 1-9, Mobley 1-6, Blue 1-(-3), Collins 1-(-11), Smith 4-(-22)
	UF - Burton, T. 6-66 (TD), Jones 3-20, Patton 3-12, Dunbar 2-48, Robinson 1-10
Receiving	UK - Timmons 6-40, Montgomery 4-47, Blue 3-16, Sanders 3-9, Robinson 1-13
	UF - Fowler 2-18, Bullard 1.5-9, Cox 1-1, Riggs 0.5-5
Sacks	UK - Dupree 0.5-2
	UF - Hargreaves 1-0
Interceptions	UK - Forrest 1-39
	UF - None
Fumbles	UF - None
	UK - None

18/19 FLORIDA 30, ARKANSAS 10

October 5, 2013

Ben Hill Griffin Stadium at Florida Field (Attendance: 90,043)

Gainesville, Fla.

In the first night game at Florida Field in two years, Solomon Patton turned a pair of receptions into long touchdowns and Loucheiz Purifoy returned an interception 42 yards for a score to lead the Gators to a 30-10 win over Arkansas. The win was Florida's 10th-straight at home and kept the Gators tied with Georgia atop the SEC Eastern Division standings. Tyler Murphy completed 16-of-22 passes for 240 yards and scores of 51 and 38 to Patton, plus a late shovel-pass toss to Valdez Showers. The UF defense got off to a slow start, but stiffened for the final three quarters and put the clamps on the Razorbacks' high-powered rushing attack. The Hogs came into the game averaging 237 yards per game on the ground, second-best in the league. Against the Gators, armed with the nation's second-best run defense, UA gained 111 yards rushing on 29 attempts. The Razorbacks led 7-3 and faced third-and-6 late in the first quarter when Purifoy read quarterback Brandon Allen all the way and stepped in front of his pass -- for the first interception of his career -- and followed a calvary of UF defenders to the end zone at the 8:33 mark of the second period to put the Gators up 10-7. That's where the score stood late in the half, when Murphy was flushed from the pocket, found an open passing lane and roped a ball toward Patton about 20 yards downfield. Patton came back for the ball, wheeled around and sped off down the sideline for a spectacular touchdown. Then he did it again in the second half. Patton's second touchdown came at the 11:23 mark of the third period and capped a seven-play, 75-yard drive to give the Gators a three-score advantage. Like before, he came back to the ball to help Murphy find a target and outraced the Razorbacks to the end zone. Arkansas had taken a 7-0 lead late in the first quarter when freshman tailback Jonathan Williams had a 4-yard touchdown run. In the first quarter, the Hogs cranked out 81 rushing yards against the nation's No. 2 rush defense, which came in allowing just 53.5 yards per game and 2.4 yards per carry. From the second quarter on, however, Arkansas managed just 155 yards of total offense, only 30 on the ground.

Score by Quarters	1	2	3	4	Score
Arkansas	7	0	3	0	10
Florida	0	17	7	7	30

SCORING SUMMARY

Qtr	Time	Scoring Play	AR-UF
1st	2:09	AR - Williams, J. 4 yd run (Hocker, Z. kick), 8-64 4:15	AR 7 - UF 0
2nd	11:11	UF - Phillips, B. 28 yd field goal, 12-55 5:58	AR 7 - UF 3
	8:33	UF - Purifoy, L. 42 yd interception return (Phillips, B. kick)	AR 7 - UF 10
3rd	0:20	UF - Patton, S. 51 yd pass from Murphy, T. (Phillips, B. kick), 6-75 1:22	AR 7 - UF 17
	11:23	UF - Patton, S. 38 yd pass from Murphy, T. (Phillips, B. kick), 7-75 3:37	AR 7 - UF 24
4th	4:12	AR - Hocker, Z. 30 yd field goal, 7-43 2:21	AR 10 - UF 24
	4:47	UF - Showers, V. 9 yd pass from Murphy (Phillips kick failed), 5-42 2:47	AR 10 - UF 30

TEAM STATISTICS

	AR	UF
First Downs	17	17
Rushes-Yards (Net)	29-111	41-115
Passing Yards (Net)	164	240
Passes Comp.-Att.-Int.	17-43-1	16-22-0
Total Offense Plays-Yards	72-275	63-355
Punt Returns-Yards	1-(-1)	4-51
Kickoff Returns-Yards	4-40	0-0
Punts-Average	7-45.7	6-37.0
Fumbles-Lost	3-1	0-0
Penalties-Yards	8-57	8-84
Possession Time	27:38	32:22
Sacks By: Number-Yards	2-14	2-18

INDIVIDUAL STATISTICS

Passing	AR - Allen 17-41-1-164, Derby 0-2-0-0
	UF - Murphy 16-22-0-240 (3 TD)
Rushing	AR - Collins 13-54, Williams 8-32, Small 3-24, Hatcher 1-9, Marshall 1-8, Allen 2-(-15)
	UF - Jones 17-50, Brown, M. 11-39, Murphy 7-15, Patton 2-14, Showers 1-(-1), Burton, T. 1-(-2)
Receiving	AR - Collins 5-45, Hatcher 4-26, Herndon 3-32, Henry 2-42, Cowan 1-9, Small 1-8, Sprinkle 1-2
	UF - Patton 6-124 (2 TD), Burton, T. 3-56, Dunbar 3-43, Westbrook 1-12, Showers 1-9 (TD), Brown, M. 1-1, Robinson 1-(-5)
Sacks	AR - Flowers 1-7, Thomas 1-7
	UF - Riggs 1-10, Purifoy 1-8
Interceptions	AR - None
	UF - Purifoy 1-42 (TD)
Fumbles	AR - Collins 1-0, Allen 1-1, Marshall 1-0
	UF - None

10/11 LSU 17, 17/17 FLORIDA 6

October 12, 2013

Tiger Stadium (Attendance: 92,980)

Baton Rouge, La.

The 10th-ranked Tigers beat the Gators, 17-6, in their SEC showdown at "Death Valley." Fullback J.C. Copeland scored on a 1-yard run in the first quarter and wildcat quarterback Anthony Jennings added another 1-yarder in the second period. The only scores Florida managed on the day were two field goals from Frankie Velez, a walk-on from Ocala, Fla., who connected on both his attempts, from 44 and 27 yards. For the game, Florida managed just 240 yards of total offense; 94 in the first half. Tyler Murphy went 15-of-27 for just 115 yards in facing his best opponent yet and was sacked four times by the LSU defense. One of UF's lone bright spots on the day came courtesy of freshman tailback Kelvin Taylor, who replaced the injured Matt Jones and carried 10 times for 52 yards. LSU's two scoring drives went for 60 yards on 14 plays and 62 yards in eight. LSU quarterback Zach Mettenberger hit some big third-down passes against the UF secondary and also benefitted from key third-down pass interference penalties on both TD drives. For the game, the Tigers totaled 327 yards -- far below their season average of 488.8 -- with well over half (200) coming in the first half when the Tigers went up 14-3. The score could have been worse, but another LSU drive was stopped when Mettenberger fumbled a pass attempt -- without being hit -- and defensive tackle Leon Orr recovered at the the Florida 28. The Tigers finished with a season-low 17 points after coming in averaging 45.5 a game. LSU took its 7-3 lead after the Gators jumped on the scoreboard first. Murphy marched the UF offense 60 yards on 14 plays, converting a pair of third downs along the way, before the drive stalled at the Tigers' 27. From there, Florida coach Will Muschamp bypassed a fourth-and-1 for a field-goal attempt, which Velez converted.

Score by Quarters	1	2	3	4	Score
Florida	3	0	0	3	6
LSU	0	14	0	3	17

SCORING SUMMARY

Qtr	Time	Scoring Play	UF-LSU
1st	4:28	UF - Velez, F. 44 yd field goal, 14-60 7:27	UF 3 - LSU 0
2nd	14:56	LSU - Copeland, J. 1 yd run (C. Delahoussaye kick), 9-70 4:26	UF 3 - LSU 7
	5:14	LSU - Jennings, A. 1 yd run (C. Delahoussaye kick), 8-62 4:14	UF 3 - LSU 14
4th	12:11	UF - Velez, F. 27 yd field goal, 11-41 5:03	UF 6 - LSU 14
	7:58	LSU - C. Delahoussaye 31 yd field goal, 9-61 4:13	UF 6 - LSU 17

TEAM STATISTICS

	UF	LSU
First Downs	17	21
Rushes-Yards (Net)	40-111	39-175
Passing Yards (Net)	129	152
Passes Comp.-Att.-Int.	16-28-0	9-17-0
Total Offense Plays-Yards	68-240	56-327
Punt Returns-Yards	1-(-1)	0-0
Kickoff Returns-Yards	1-33	2-48
Punts-Average	5-42.4	3-37.0
Fumbles-Lost	1-0	1-1
Penalties-Yards	8-72	5-42
Possession Time	34:11	25:49
Sacks By: Number-Yards	0-0	4-40

INDIVIDUAL STATISTICS

Passing	UF - Murphy 15-27-0-115, Christy 1-1-0-14
	LSU - Mettenberger 9-17-0-152
Rushing	UF - Brown, M. 15-56, Taylor, K. 10-52, Jones 4-17, Patton 1-(-1), Murphy 10-(-13)
	LSU - Hill 19-121, Hilliard 6-28, Copeland 5-20 (TD), Magee 2-8, Jennings 2-4 (TD), Mettenberger 2-1, Blue 1-(-2)
Receiving	UF - Patton 3-32, Dunbar 3-29, Burton, T. 3-28, Fulwood 2-19, Brown, M. 2-1, Ball 1-14, Robinson 1-6, Showers 1-0
	LSU - Landry 4-58, Beckham 2-47, Hill 1-30, Magee 1-17, Hilliard 1-0
Sacks	UF - None
	LSU - Mills 1-12, Eugene 1-11, Johnson 1-9, Beckwith 1-8
Interceptions	UF - None
	LSU - None
Fumbles	UF - Murphy 1-0
	LSU - Mettenberger 1-1

14/14 MISSOURI 36, 22/22 FLORIDA 17

October 19, 2013

Faurot Field at Memorial Stadium (Attendance: 67,124)

Columbia, Mo.

Missouri's Maty Mauk threw for 295 yards and placekicker Andrew Baggett tied a school record with five field goals as the Tigers beat the Gators, 36-17, at Faurot Field. The Gators gained just 151 yards of total offense. Tyler Murphy was under pressure the entire game, with the Gators run game struggling (31 carries, 59 yards) and the offense providing no time in pass protection. Murphy was sacked six times and hit a bunch more. Florida's best offensive output of the game came on a six-play, 70-yard drive that true freshman tailback Kelvin Taylor capped with a 20-yard touchdown run, the first score of his career. Taylor finished with 74 yards on 12 carries. The rest of UF's rushing attack totaled 15 yards on 19 carries. Mauk, meanwhile, completed 18 of his 36 throws, including a 20-yard touchdown on the game's second play from scrimmage and also had a 17-yard scoring run in the fourth quarter. The Gators answered Mizzou's first touchdown with a 23-yard field goal from Frankie Velez, thanks to a muffed punt by MU return man Marcus Murphy. Baggett canceled out Velez's field goal with a 43-yarder of his own. That score was set up after UF true freshman wideout Demarcus Robinson let a wide-open pass from Murphy skip through his arms and into the hands of MU cornerback Aarion Patton, who returned it seven yards to the UF 46. The score was 13-3 at halftime, but UF's Solomon Patton started the second half with a 100-yard kickoff return that quickly made it a 13-10 game. Undeterred, Mauk hit wideout Jimmie Hunt for a 52-yard completion on Mizzou's second offensive play of the half, and three plays later Josey scored on a 6-yard run on third-and-5 to take the lead back to 10. Baggett's third field goal, a 39-yarder, pushed the margin to 23-10, but the Gators put together their best drive of the game going six plays and 70 yards, with Taylor dashing in from 20 yards out to make the score 23-17. But, Josey took off on a 50-yard run on MU's next possession to set up another field goal from Baggett. His fifth came early in the fourth quarter.

Score by Quarters	1	2	3	4	Score
Florida	3	0	14	0	17
Missouri	10	3	10	13	36

SCORING SUMMARY

Qtr	Time	Scoring Play	UF-MU
1st	14:38	MU - Sasser, B. 20 yd pass from Mauk, M. (Baggett, A. kick), 2-76 0:22	UF 0 - MU 7
	11:09	UF - Velez, F. 23 yd field goal, 5-18 1:20	UF 3 - MU 7
	0:31	MU - Baggett, A. 43 yd field goal, 6-21 2:11	UF 3 - MU 10
2nd	7:55	MU - Baggett, A. 19 yd field goal, 13-68 4:28	UF 3 - MU 13
	3rd	14:48	UF - Patton, S. 100 yd kickoff return (Velez, F. kick)
13:24		MU - Josey, H. 6 yd run (Baggett, A. kick), 5-75 1:24	UF 10 - MU 20
6:40		MU - Baggett, A. 39 yd field goal, 7-59 2:56	UF 10 - MU 23
4th	0:46	UF - Taylor, K. 20 yd run (Velez, F. kick), 6-70 2:49	UF 17 - MU 23
	13:32	MU - Baggett, A. 33 yd field goal, 6-59 2:14	UF 17 - MU 26
	8:04	MU - Baggett, A. 28 yd field goal, 11-54 4:17	UF 17 - MU 29
	6:30	MU - Mauk, M. 17 yd run (Baggett, A. kick), 1-7 0:39	UF 17 - MU 36

TEAM STATISTICS

	UF	MU
First Downs	11	24
Rushes-Yards (Net)	31-59	37-205
Passing Yards (Net)	92	295
Passes Comp.-Att.-Int.	15-29-1	18-36-1
Total Offense Plays-Yards	60-151	73-500
Punt Returns-Yards	3-36	2-(-7)
Kickoff Returns-Yards	6-192 (TD)	2-35
Punts-Average	8-45.6	5-40.8
Fumbles-Lost	2-2	2-1
Penalties-Yards	8-59	7-50
Possession Time	29:18	30:42
Sacks By: Number-Yards	0-0	6-42

INDIVIDUAL STATISTICS

Passing	UF - Murphy 15-29-1-92
	MU - Mauk 18-36-1-295 (1 TD)
Rushing	UF - Taylor, K. 12-74 (TD), Brown, M. 8-19, Patton 1-17, Burton, T. 1-(-5), Murphy 8-(-45)
	MU - Josey 18-136 (TD), Hansbrough 12-47, Mauk 6-15 (TD), Murphy 1-7
Receiving	UF - Patton 6-46, Burton, T. 3-26, Showers 2-11, Fulwood 1-7, Herndon 1-4, Brown, M. 1-0, Dunbar 1-(-2)
	MU - Lucas 6-57, Washington 3-84, Hunt 3-69, Beckham-Green 3-52, Murphy 2-13, Sasser 1-20
Sacks	UF - None
	MU - Sam 3-22, Ray 1-10, Ealy 1-9, Hoch 1-1
Interceptions	UF - Poole 1-30
	MU - Penton 1-3
Fumbles	UF - Murphy 2-2
	MU - Mauk 1-0, Murphy 1-1

GEORGIA 23, FLORIDA 20

November 2, 2013

EverBank Field (Attendance: 84,693)

Jacksonville, Fla.

Georgia started fast and ultimately had enough to hold off a Florida rally for a 23-20 win in their annual SEC series at EverBank Field. UGA quarterback Aaron Murray passed for 258 yards and a score, while tailback Todd Gurley rushed for 100 yards and scored twice as the Bulldogs defeated the Gators a third-straight time for the first time in 24 years. The Murray-Gurley combo helped the Bulldogs build a 23-3 halftime lead after cranking out 355 yards in the first two quarters. UF managed to battle back into the game by scoring 17-straight points to open the second half. The game took a huge momentum swing early in the third period when Florida defensive tackle Leon Orr picked up a Murray pass, dropped by tight end Arthur Lynch in the backfield and ruled a lateral. Orr returned the ball to the UGA 16 and, three plays later, UF tailback Mack Brown scored around left end on a 5-yard touchdown run. That made the score 23-10. On Georgia's next offensive possession, UF cornerback Loucheiz Purifoy sacked Murray in the end zone for a safety. After the Bulldogs' free kick, Gators quarterback Tyler Murphy moved his unit 50 yards in five plays, first racing 25 yards to the UGA 14, then going 14 yards for a touchdown. His two-point conversion pass to tight end Clay Burton drew UF to 23-20 with 14:20 to go. Four minutes later, the Gators were back in Georgia territory with a first down, but went three-and-out, with the third-down play a 14-yard sack. Florida punted the ball away at the 8:17 mark and never got it back, as Georgia ran the clock out with the game's final 18 plays.

Score by Quarters	1	2	3	4	Score
Georgia	17	6	0	0	23
Florida	0	3	9	8	20

SCORING SUMMARY

Qtr	Time	Scoring Play	UGA-UF
1st	12:15	UGA - Gurley, T. 5 yd run (Morgan, M. kick), 7-75 2:45	UGA 7 - UF 0
	9:19	UGA - Gurley, T. 73 yd pass from Murray, A. (Morgan, m. kick), 3-77 1:10	UGA 14 - UF 0
	2:13	UGA - Morgan, M. 49 yd field goal, 10-53 4:13	UGA 17 - UF 0
2nd	14:37	UGA - Morgan, M. 27 yd field goal, 6-49 0:56	UGA 20 - UF 0
	9:54	UF - Velez, F. 31 yd field goal, 12-45 4:43	UGA 20 - UF 3
	0:00	UGA - Morgan, M. 32 yd field goal, 7-42 1:07	UGA 23 - UF 3
3rd	6:21	UF - Brown, M. 5 yd run (Velez, F. kick), 2-14 0:37	UGA 23 - UF 10
	1:19	UF - Team Safety	UGA 23 - UF 12
4th	14:20	UF - Murphy, T. 14 yd run (Burton, C. pass from Murphy, T.), 5-50 1:59	UGA 23 - UF 20

TEAM STATISTICS

	UGA	UF
First Downs	21	18
Rushes-Yards (Net)	35-156	41-145
Passing Yards (Net)	258	174
Passes Comp.-Att.-Int.	16-26-0	13-29-0
Total Offense Plays-Yards	61-414	70-319
Punt Returns-Yards	2-1	1-2
Kickoff Returns-Yards	4-76	5-91
Punts-Average	2-42.5	4-39.6
Fumbles-Lost	1-1	0-0
Penalties-Yards	6-45	7-70
Possession Time	26:26	33:34
Sacks By: Number-Yards	4-28	2-15

INDIVIDUAL STATISTICS

Passing	UGA - Murray 16-25-0-258 (1 TD)
	UF - Murphy 13-29-0-174
Rushing	UGA - Gurley 17-100 (TD), Douglas 6-36, Green 3-14, Murray 6-6, Hicks 1-3
	UF - Taylor 20-76, Brown, M. 9-41 (TD), Murphy 10-28 (TD), Patton 2-0
Receiving	UGA - Bennett 5-59, Gurley 3-87 (TD), McGowan 3-43, Rome 2-24, Lynch 1-31, Douglas 1-8, Wooten 1-6
	UF - Dunbar 4-91, Patton 3-38, Fulwood 2-22, Burton, T. 2-11, Joyer 1-7, Showers 1-5
Sacks	UGA - Smith 2.5-12, Moore 1-14, Floyd 0.5-2
	UF - Powell 1-12, Purifoy 1-3
Interceptions	UGA - None
	UF - None
Fumbles	UGA - Murray 1-1
	UF - None

VANDERBILT 34, FLORIDA 17

November 9, 2013

Ben Hill Griffin Stadium at Florida Field (Attendance: 88,004)

Gainesville, Fla.

The Commodores built an early lead and it proved to be too much for the Gators to overcome, as they lost 34-17 in their Homecoming game at The Swamp. The loss was the fourth straight for UF. The Commodores, meanwhile, snapped a 22-game losing streak in the series and won for the first time in Gainesville since 1945. Florida outgunned Vandy in total yards for the game, 344-183, but four UF turnovers were killer. Tyler Murphy finished 30-of-46 for a career-high 305 yards, throwing a late touchdown pass of 11 yards to true freshman Ahmad Fulwood, but he also threw three interceptions and fumbled once. Commodores quarterback Patton Robinette threw for just 57 yards, Seymour ran for only 62, but Vandy didn't need any more. Vandy scored on the game's opening possession, the third-straight UF opponent to get on the board first, as the Commodores drove 14 plays and 62 yards to a 31-yard field goal from Carey Spear. After that, three Murphy interceptions in minus-territory set up a trio of Vandy touchdowns on drives of just 10, 22 and 4 yards, as the Commodores seized a 24-3 barely two minutes into the second half. The only points the Gators could muster through the game's first 26 1/2 minutes came from a 23-yard field goal by senior Brad Phillips.

Score by Quarters	1	2	3	4	Score
Vanderbilt	10	7	7	10	34
Florida	0	3	7	7	17

SCORING SUMMARY

Qtr	Time	Scoring Play	VU-UF
1st	7:56	VU - Spear, C. 31 yd field goal, 14-62 7:04	VU 3 - UF 0
	0:03	VU - Seymour, J. 10 yd run (Spear, C. kick), 1-10 0:08	VU 10 - UF 0
2nd	9:22	VU - Robinette, P. 5 yd run (Spear, C. kick), 4-22 1:55	VU 17 - UF 0
	1:47	UF - Phillips, B. 23 yd field goal, 17-85 7:35	VU 17 - UF 3
3rd	12:47	VU - Seymour, J. 2 yd run (Spear, C. kick), 2-4 0:47	VU 24 - UF 3
	7:16	UF - Taylor, K. 4 yd run (Hardin, A. kick), 11-75 5:31	VU 24 - UF 10
4th	14:54	VU - Seymour, J. 1 yd run (Spear, C. kick), 17-75 7:22	VU 31 - UF 10
	7:40	UF - Fulwood, A. 11 yd pass from Murphy, T. (Hardin, A. kick), 6-73 1:48	VU 31 - UF 17
	0:45	VU - Spear, C. 31 yd field goal, 13-(-4) 2:38	VU 34 - UF 17

TEAM STATISTICS

	VU	UF
First Downs	12	26
Rushes-Yards (Net)	44-126	34-39
Passing Yards (Net)	57	305
Passes Comp.-Att.-Int.	6-12-0	30-46-3
Total Offense Plays-Yards	56-183	80-344
Punt Returns-Yards	0-0	3-24
Kickoff Returns-Yards	2-13	3-63
Punts-Average	5-45.2	2-40.0
Fumbles-Lost	0-0	3-1
Penalties-Yards	8-57	11-84
Possession Time	29:00	31:00
Sacks By: Number-Yards	5-59	2-15

INDIVIDUAL STATISTICS

Passing	VU - Robinette 6-12-0-57 (0 TD) UF - Murphy 30-46-3-305 (1 TD)
Rushing	VU - Seymour 24-62 (3 TD), Kimbrow 11-38, Robinette 9-26 (TD) UF - Taylor, K. 14-47 (TD), Brown, M. 10-32, Showers 1-4, Murphy 9-(-44)
Receiving	VU - Matthews 5-45, Pruitt 1-12 UF - Dunbar 6-77, Burton, T. 6-74, Fulwood 3-33 (TD), Patton 3-17, Taylor, K. 2-21, Showers 2-21, Thompson 2-13, Robinson 2-12, Brown, M. 2-13, Westbrook 1-17, Pittman 1-8
Sacks	VU - Azubike 2-32, Marshall 1-13, Woestmann 1-8, May 1-6 UF - Powell 1-9, Fowler 0.5-3, Orr 0.5-3
Interceptions	VU - Williamson 1-38, Ladler 1-28, Hal 1-20 UF - None
Fumbles	VU - None UF - Murphy 2-1, Roberson 1-0

11/12 SOUTH CAROLINA 19, FLORIDA 14

November 16, 2013

Williams-Brice Stadium (Attendance: 83,853)

Columbia, S.C.

Florida quarterback Skyler Mornhinweg saw the first action of his career after getting the start in Columbia, but one fourth-quarter pass spoiled his debut. Mornhinweg, the redshirt freshman summoned when starting quarterback Tyler Murphy was a pre-game scratch, tried to force a throw under duress with the game very much in the balance. The ball was intercepted by South Carolina cornerback Jimmy Legree and the 12th-ranked Gamecocks held off the Gators, 19-14. USC quarterback Connor Shaw passed for 213 yards, including a key second-half touchdown strike, and Elliott Fry booted four field goals, including two in the fourth quarter, as the the Gamecocks won their 16th-straight home game. UF freshman tailback Kelvin Taylor rushed 21 times for a career-best 96 yards and two touchdowns that capped two long drives. Mornhinweg completed 10-of-13 passes for 107 yards and the one interception, the only turnover of the game by either team. The Gators led 14-13 heading into the final period, but field goals from Fry of 23 and 45 yards proved to be the difference. The Gamecocks scored the only points of the second half after UF took a 14-6 edge into the locker room. Fry's last field goal came with 2:16 to go in the game and gave the Gators a chance to win it with a long drive -- but it had to end with a touchdown. On first-and-10 from the USC 48, Mornhinweg was flushed to his right and toward the sidelines. Instead of chucking the ball out of bounds, he lobbed it down the right sideline, short of intended receiver Quinton Dunbar and into the waiting arms of the Legree.

Score by Quarters	1	2	3	4	Score
Florida	7	7	0	0	14
South Carolina	3	3	7	6	19

SCORING SUMMARY

Qtr	Time	Scoring Play	UF-USC
1st	10:21	USC - Fry, E. 25 yd field goal, 10-70 4:39	UF 0 - USC 3
	3:03	UF - Taylor, K. 20 yd run (Hardin, A. kick), 11-67 7:18	UF 7 - USC 3
2nd	14:04	USC - Fry, E. 45 yd field goal, 9-57 3:59	UF 7 - USC 6
	10:51	UF - Taylor, K. 29 yd run (Hardin, A. kick), 6-75 3:13	UF 14 - USC 6
3rd	10:23	USC - Ellington, B. 32 yd pass from Shaw, C. (Fry, E. kick), 7-64 2:32	UF 14 - USC 13
	6:43	USC - Fry, E. 22 yd field goal, 8-87 2:49	UF 14 - USC 16
4th	2:16	USC - Fry, E. 43 yd field goal, 4-7 2:24	UF 14 - USC 19

TEAM STATISTICS

	UF	USC
First Downs	15	15
Rushes-Yards (Net)	41-200	35-164
Passing Yards (Net)	107	213
Passes Comp.-Att.-Int.	10-14-1	14-28-0
Total Offense Plays-Yards	55-307	63-377
Punt Returns-Yards	0-0	1-6
Kickoff Returns-Yards	2-59	3-56
Punts-Average	4-36.2	3-33.3
Fumbles-Lost	0-0	0-0
Penalties-Yards	8-65	5-45
Possession Time	31:01	28:59
Sacks By: Number-Yards	2-4	0-0

INDIVIDUAL STATISTICS

Passing	UF - Mornhinweg 10-13-1-107 (0 TD) USC - Shaw 14-28-0-213 (1 TD)
Rushing	UF - Taylor, K. 21-96 (2 TD), Brown, M. 11-51, Showers 2-31, Patton 3-11, Joyer 1-8, Burton, T. 3-3 USC - Carson 13-102, Davis 13-54, Ellington 1-5, Shaw 8-3
Receiving	UF - Dunbar 3-25, Fulwood 2-6, Brown, M. 1-28, Burton, T. 1-24, Taylor, K. 1-15, Ajagbe 1-5, Patton 1-4 USC - Ellington 4-67 (TD), Byrd 4-55, Anderson 3-69, Roland 1-9, Jones 1-7, Davis 1-6
Sacks	UF - Cummings 1-3, Orr 1-1 USC - None
Interceptions	UF - None USC - Legree 1-7
Fumbles	UF - None USC - None

GEORGIA SOUTHERN 26, FLORIDA 20

November 23, 2013

Ben Hill Griffin Stadium at Florida Field (Attendance: 82,459)

Gainesville, Fla.

Georgia Southern and its vaunted triple option rushed for 429 yards to upset the Florida Gators 26-20 handing the home team its sixth-straight loss. The win was the first by GSU in 21 tries against FBS-classification teams and officially eliminated UF from any chance of being bowl-eligible. Eagles tailback Jerrick McKinnon rushed for 125 yards and a touchdown, quarterback Kevin Ellison ran for 118 with a score and Williams Banks added 94 yards and a TD for GSU, which came in averaging 353 yards rushing per game. The Eagles averaged 7.5 yards per play and attempted just three passes, all incomplete. The Gators managed just 279 yards of total offense, with redshirt freshman Skyler Mornhinweg completing 14-of-25 passes for 122 yards and two touchdowns, both to senior wideout Solomon Patton. UF trailed 20-10 going into the final period after Banks scored on a 3-yard run with 32 seconds to go in the third quarter. The Gators, though, got a 22-yard field goal from Frankie Velez three minutes into the fourth quarter. After the UF defense forced a punt, Mornhinweg threw the first deep ball of his young UF career, hitting Patton for a 46-yard touchdown pass. Velez's extra point tied the game with 5:41 to go. Florida's defense had a chance to get the ball back for the offense, but on 3rd-and-2 Banks went up the gut for a 53-yard run. Three plays later, McKinnon went around right end and scored for a 14-yard touchdown to give the Eagles the lead with 2:44 to go. The point-after attempt was missed. The Gators needed a touchdown and point-after to win it. Mornhinweg marched UF to the Georgia Southern 17 with eight seconds to play. His fourth-down pass near the goal line for Patton was batted to the ground, setting off a celebration by the visiting team.

Score by Quarters	1	2	3	4	Score
Georgia Southern	0	7	13	6	26
Florida	3	7	0	10	20

SCORING SUMMARY

Qtr	Time	Scoring Play	GSU-UF
1st	8:34	UF - Velez, F. 27 yd field goal, 13-63 6:26	GSU 0 - UF 3
2nd	13:31	UF - Patton, S. 3 yd pass from Mornhinweg, C. (Velez, F. kick), 5-14 1:39	GSU 0 - UF 10
	2:01	GSU - Ellison, K. 45 yd run (Koo, Y. kick), 1-45 0:10	GSU 7 - UF 10
3rd	12:24	GSU - Ellison, K. 1 yd run (Koo, Y. kick), 5-75 2:36	GSU 14 - UF 10
	0:32	GSU - Banks, W. 3 yd run (Koo, Y. kick failed), 8-49 4:02	GSU 20 - UF 10
4th	12:02	UF - Velez, F. 22 yd field goal, 8-32 3:30	GSU 20 - UF 13
	5:41	UF - Patton, S. 46 yd pass from Mornhinweg (Velez, F. kick), 3-59 1:04	GSU 20 - UF 20
	2:57	GSU - McKinnon, J. 14 yd run (Koo, Y. kick failed), 5-75 2:44	GSU 26 - UF 20

TEAM STATISTICS

	GSU	UF
First Downs	16	15
Rushes-Yards (Net)	54-429	37-157
Passing Yards (Net)	0	122
Passes Comp.-Att.-Int.	0-3-0	14-25-0
Total Offense Plays-Yards	57-429	62-279
Punt Returns-Yards	4-36	0-0
Kickoff Returns-Yards	2-34	4-104
Punts-Average	2-42.5	5-40.8
Fumbles-Lost	3-2	0-0
Penalties-Yards	4-41	2-20
Possession Time	30:23	29:37
Sacks By: Number-Yards	0-0	0-0

INDIVIDUAL STATISTICS

Passing	GSU - Ellison 0-3-0-0 (0 TD) UF - Mornhinweg 14-25-0-122 (2 TD)
Rushing	GSU - McKinnon 9-125 (TD), Ellison 15-118 (2 TD), Banks 11-94 (TD), Govan 10-46, Bryant 4-22, Huggins 1-17, Butler 1-16, Scott 2-12, Cherry 1-(-21) UF - Taylor, K. 22-92, Brown, M. 11-44, Showers 2-11, Patton 1-7, Joyer 1-3
Receiving	GSU - None UF - Patton 4-69 (2 TD), Dunbar 3-37, Fulwood 2-12, Showers 2-9, Taylor, K. 2-1, Brown, M. 1-(-6)
Sacks	GSU - None UF - None
Interceptions	GSU - None UF - None
Fumbles	GSU - Cherry 1-0, Huggins 1-1, Bryant 1-1 UF - None

2/2 FLORIDA STATE 37, FLORIDA 7

November 30, 2013

Ben Hill Griffin Stadium at Florida Field (Attendance: 90,454)

Gainesville, Fla.

Florida State quarterback Jameis Winston passed for 327 yards and three touchdowns, with wideout Kelvin Benjamin on the receiving end for 212 yards and all three scores, as the No. 2 Seminoles rolled over the Gators 37-7 at The Swamp. Winston completed 19-of-31 passes, with Benjamin catching nine throws and surpassing the record for most receiving yards against a UF defense, a mark set previously by Mississippi State's Danny Knight (208) in 1982. FSU tailback Devonta Freeman rushed for a touchdown and Robert Aguayo kicked three field goals for the Seminoles, who completed an unbeaten season and would go on to win the BCS National Championship. UF quarterback Skyler Mornhinweg, making his third career start, completed 20-of-25 passes for 115 yards. He threw a 5-yard touchdown pass to fullback Hunter Joyer on the fourth play of the fourth quarter to get Florida on the board and made the score 27-7. The Gators finished with just 193 yards of total offense. Before the lone UF scoring drive (14 plays, 83 yards), the Gators had managed just 102 yards and three first downs their first seven possessions. Half those yards came on one play -- a 50-yard run by senior Trey Burton, playing in his final game in a UF uniform, out of the Wildcat formation. It would be Burton's last series for UF, as he left with an injury and could not return, seriously limiting the game plan that the Gators entered the game with. FSU's touchdown drives in the first half went for 96 and 74 yards, with Winston hitting Benjamin with scoring strikes of 45 and 29 yards. Their third-quarter drive went 84 yards in five plays, capped with Freeman walking into the end zone for an 11-yard score. Their fourth-quarter TD march was a 79-yarder and came right after the Gators got on the scoreboard.

Score by Quarters	1	2	3	4	Score
Florida State	3	14	10	10	37
Florida	0	0	0	7	7

SCORING SUMMARY

Qtr	Time	Scoring Play	FSU-UF
1st	3:43	FSU - Aguayo, R. 49 yd field goal, 8-35 4:00	FSU 3 - UF 0
2nd	4:24	FSU - Benjamin 45 yd pass from Winston (Aguayo, R. kick), 12-96 5:51	FSU 10 - UF 0
	0:25	FSU - Benjamin 29 yd pass from Winston (Aguayo, R. kick), 6-74 1:42	FSU 17 - UF 0
3rd	11:02	FSU - Aguayo, R. 40 yd field goal, 6-16 2:36	FSU 20 - UF 0
	7:08	FSU - Freeman, D. 11 yd run (Aguayo, R. kick), 5-84 1:43	FSU 27 - UF 0
4th	13:39	UF - Joyer, H. 5 yd pass from Mornhinweg, S. (Velez, F. kick), 14-83 8:29	FSU 27 - UF 7
	8:06	FSU - Benjamin 4 yd pass from Winston (Aguayo, R. kick), 10-79 5:33	FSU 34 - UF 7
	3:14	FSU - Aguayo, R. 28 yd field goal, 6-21, 3:38	FSU 37 - UF 7

TEAM STATISTICS

	FSU	UF
First Downs	20	8
Rushes-Yards (Net)	32-129	24-78
Passing Yards (Net)	327	115
Passes Comp.-Att.-Int.	19-31-1	20-25-0
Total Offense Plays-Yards	63-456	49-193
Punt Returns-Yards	1-(-1)	1-6
Kickoff Returns-Yards	2-24	5-125
Punts-Average	2-43.5	6-44.2
Fumbles-Lost	0-0	3-2
Penalties-Yards	6-55	6-45
Possession Time	31:09	28:51
Sacks By: Number-Yards	1-8	2-18

INDIVIDUAL STATISTICS

Passing	FSU - Winston 19-31-1-327 (3 TD) UF - Mornhinweg 20-25-0-115 (1 TD)
Rushing	FSU - Wilder 10-63, Freeman 13-44 (TD), Williams 4-14, Winston 5-8 UF - Burton, T. 2-47, Taylor, K. 6-25, Brown, M. 8-16, Patton 1-(-3), Mornhinweg 6-(-5)
Receiving	FSU - Benjamin 9-212 (3 TD), Greene 4-25, O'Leary 3-52, Freeman 2-11, Shaw 1-27 UF - Patton 5-2, Fulwood 4-23, Showers 4-21, Brown, M. 2-25, Dunbar 2-17, Burton, C. 1-12, Pittman 1-10, Joyer 1-5 (TD)
Sacks	FSU - Edwards 1-8 UF - Cox 1-11, Ball 1-7
Interceptions	FSU - None UF - Purifoy 1-0
Fumbles	FSU - None UF - Mornhinweg 3-2

2013 SEASON NOTES

- The Gators had four players earn postseason All-SEC honors. True freshman Vernon Hargreaves III was named first-team by both the media and coaches, while Dante Fowler, Jr. and Loucheiz Purifoy were second-team selections by the media. Solomon Patton was a second-team selection by the coaches as a return specialist. In addition, Hargreaves, running back Kelvin Taylor and punter Johnny Townsend were named to the SEC All-Freshman team.
- Florida's offense had a different starting lineup in all 12 games this season. Only five Gators started every game: senior center Jonotthan Harrison, redshirt junior offensive lineman Max Garcia, redshirt junior wide receiver Quinton Dunbar, redshirt junior safety Cody Riggs and sophomore defensive end/BUCK Dante Fowler.
- The Gators had three quarterbacks start multiple games this season: Jeff Driskel (3), Tyler Murphy (6), Skyler Mornhinweg (3). The last time UF had three quarterbacks with multiple starts in the same season was 1979, when Florida used a combination of Johnell Brown, Tim Groves, Larry Ochab and Tyrone Young at quarterback.
- Of the 22 starters in the 2013 Sugar Bowl, the Gators had just six of those players available for the season finale against Florida State: Jon Harrison, Jon Halapio, Clay Burton (started two tight ends), Darrin Kitchens, Loucheiz Purifoy and Jaylen Watkins. In all, UF played 55 players in the Sugar Bowl last year - less than half (26) were available a year later.
- The Gators were hit hard by injuries in 2013, with 15 players suffering season-ending injuries, including 10 starters.
- Overall, UF had 25 different players miss a combined 126 games.
- For the first time since 1979, the Gators finished with a losing record. During that span of 34 seasons, every other school in the Southeastern Conference had at least four losing seasons.

	Losing Seasons	Last (record)
Florida	1	2013 (4-8)
Georgia	4	2010 (6-7)
Alabama	5	2006 (6-7)
Texas A&M	6	2009 (6-7)
Auburn	7	2012 (3-9)
Tennessee	8	2013 (5-7)
Arkansas	10	2013 (3-9)
LSU	10	1999 (3-8)
South Carolina	13	2003 (5-7)
Ole Miss	17	2011 (2-10)
Mississippi State	19	2009 (5-7)
Missouri	20	2012 (5-7)
Kentucky	23	2013 (2-10)
Vanderbilt	30	2011 (6-7)

Florida Stats

	NCAA Rank	SEC Rank
316.7	Total Offense 113	14
145.8	Rushing Offense 87	13
170.9	Passing Offense 107	12
125.27	Pass Eff. 77	12
18.8	Scoring Offense t-112	14
314.2	Total Defense 8	2
142.4	Rushing Defense 33	2
171.8	Pass Defense 7	1
107.18	Pass Eff. Defense 8	1
21.1	Scoring Defense 15	3
-0.17	Turnover Margin t-74	12
0.390	3rd Downs 77	11
0.611	4th Downs t-22	8
0.340	3rd Down Defense 20	2
0.698	Red Zone Offense 119	14
0.821	Red Zone Defense 50	7
36.8	Net Punting 62	10
10.4	Punt Returns 37	3
24.8	Kickoff Returns 10	2
213	First Downs Offense t-107	13
192	First Downs Defense 3	1

- UF had 89 penalties on the year, its fewest in a season since 1990 (87).
- The Gators held opponents to 275 yards of total offense or less in 6 of 12 games this season.
- Florida allowed 27 touchdowns this year, the sixth-fewest in the nation (17 rushing/9 passing/1 return).
- UF's 192 first downs allowed, third-fewest in the nation, is its fewest in a season since allowing 147 in 2001. The UF defense forced 36 3-and-outs in 137 drives, meaning nearly 26 percent of opponent drives did not gain a first down.
- True freshman Vernon Hargreaves III was second in the SEC in passes defended (1.17 per game) and tied for eighth in the league in interceptions (3). His 11 pass breakups equal the most by a true freshman in school history, matching the total Janoris Jenkins had in 2008. The total is tied for ninth-most in school history for a single season.
- UF had 17 different players that caught a pass and five players had 15 or more receptions.
- The Gators' had two players with 100-yard rushing games: Mack Brown (112-Toledo) and Matt Jones (176-Kentucky).
- Three of UF's receivers finished with 38-or-more receptions on the season (Solomon Patton-44, Quinton Dunbar-40, Trey Burton-38) and all three had over 440 receiving yards. It was the first time since the 2001 season (4 players: Caldwell, Gaffney, Gillespie, Jacobs) that UF has had three players with 38+ catches in a season.
- On the season, the wide receivers accounted for 148 of the team's 199 receptions (74 percent). In 2012, the group totaled 67 catches out of 183 total for UF (36 percent).
- Quinton Dunbar set a school record against South Carolina, catching a pass for the 26th game in a row (streak now at 28 games). He surpassed Carlos Alvarez's mark of 25-straight games back in 1969-71.
- Solomon Patton became the first Florida wide receiver to have six receiving touchdowns since Riley Cooper had nine in the 2009 season. Patton also had two games with two touchdown catches (Ark, Ga. Southern), becoming the first UF player to have two games with two touchdowns in the same season since Chad Jackson in 2005 (Wyoming, Kentucky).
- Patton set a school record averaging 29.2 yards per kick return - ranking first in the SEC and 7th nationally. His career kickoff return average of 27.7 yards on 39 returns is a school record for players with 30 or more returns.
- UF's kick return coverage was equally impressive, ranking third nationally allowing just 16.4 yards per return.
- Florida's time of possession per game of 33:49 was the highest in school history since the stat has been kept starting in 1986.

FINAL 2013 SOUTHEASTERN CONFERENCE STANDINGS

Eastern Division

Team	SEC	Overall
Missouri	7-1	12-2
South Carolina	6-2	11-2
Georgia	5-3	8-5
Vanderbilt	4-4	9-4
Florida	3-5	4-8
Tennessee	2-6	5-7
Kentucky	0-8	2-10

Western Division

Team	SEC	Overall
Auburn	7-1	12-2
Alabama	7-1	11-2
LSU	5-3	10-3
Texas A&M	4-4	9-4
Mississippi State	3-5	7-6
Ole Miss	3-5	8-5
Arkansas	0-8	3-9

SEC Championship Game

Saturday, December 7 - Atlanta, Ga.
Auburn 59, Missouri 42

3 FLORIDA 52 1 FLORIDA STATE 20

January 2, 1997

Louisiana Superdome (Attendance: 78,344)

New Orleans, La.

The third-ranked Gators lay claim to their first national championship as they stripped top-ranked Florida State's hopes for a perfect season with a 52-20 victory before a Superdome Sugar Bowl record crowd of 78,344 and an ABC national television audience in the 1997 Nokia Sugar Bowl. With Ohio State's 20-17 defeat of undefeated and second ranked Arizona State the day before in the Rose Bowl, Florida was voted national champions in both major polls for the first time in school history.

FSU opened with a 33-yard pass from quarterback Thad Busby to Andre Cooper, but the Gator defense snuffed out the Seminoles on 4th-and-one from the UF 23-yard line. Senior quarterback Danny Wuerffel took over, marching Florida down the field with five passes for 73 yards, capped by a 9-yard touchdown pass junior wide receiver Ike Hilliard. Bart Edmiston added a 32-yard field goal and the Gators led 10-3 after the first quarter.

Florida, which worked out of the shotgun for much of the game, drove 73 yards in 26 seconds as junior tailback Fred Taylor punched it in from two yards out to put UF ahead 17-3, marking the first time FSU trailed by more than 7 points the entire season. The Seminoles closed to 17-10 only to watch the Gators' shotgun offense respond with a 65-yard drive in just four plays as Hilliard added another touchdown. Florida State managed to respond with a quick drive of their own, cutting the UF lead to 24-17 on a 12-yard run by Warrick Dunn with under a minute left in the half.

Scott Bentley trimmed the Gator lead to 24-20 on a 45-yard field goal less than five minutes into the second half, but the Seminoles would not score again. Florida sealed the victory by scoring the final 28 points of the game, a run that began with Hilliard's third touchdown reception of the game on an 8-yard catch from Wuerffel. Wuerffel then scrambled 16 yards for a score to put UF up 38-20 with 13 seconds left in the third quarter, and Terry Jackson added two fourth quarter touchdowns, including a 42-yarder, for the final margin.

The Gator defense was strong from start to finish, stopping the Seminoles on downs at the UF 23 on the game's opening possession and holding FSU to just 42 net yards rushing total, just two yards shy of the UF bowl record set against Baylor in the 1960 Gator Bowl. The Seminoles were successful on only five of 18 third down conversions, with two Gator interceptions. The Gator special teams also played well, with

sophomore punter Robby Stevenson pinning the Seminoles inside the five-yard line on two different occasions while averaging 48.1 yards per punt.

The 38-point margin of victory was the largest against a No.1-ranked team in bowl history and marked Florida's first-ever victory over the nation's top-ranked team.

Score by Quarters	1	2	3	4	Score
Florida	10	14	14	14	52
Florida State	3	14	3	0	20

Qtr	Time	Scoring Play	UF-FSU
1st	9:48	UF - Hilliard 9-yd pass from Wuerffel (Edmiston kick), 9-77 2:55	UF 7 - FSU 0
	7:49	FSU - Bentley 43-yd field goal, 8-55 1:59	UF 7 - FSU 3
	2:44	UF - Edmiston 32-yd field goal, 5-11 0:43	UF 10 - FSU 3
2nd	11:28	UF - Taylor 2-yd run (Edmiston kick), 4-73 0:26	UF 17 - FSU 3
	7:28	FSU - Green 29-yd pass from Busby (Bentley kick), 7-63 1:52	UF 17 - FSU 10
	5:18	UF - Hilliard 31-yd pass from Wuerffel (Edmiston kick), 4-65 2:10	UF 24 - FSU 10
3rd	0:40	FSU - Dunn 12-yd run (Bentley kick), 5-66 1:17	UF 24 - FSU 17
	10:24	FSU - Bentley 45-yd field goal, 6-30 2:35	UF 24 - FSU 20
	5:43	UF - Hilliard 8-yd pass from Wuerffel (Edmiston kick), 4-24 1:51	UF 31 - FSU 20
4th	0:13	UF - Wuerffel 16-yd run (Edmiston kick), 9-68 3:56	UF 38 - FSU 20
	8:52	UF - Jackson 42-yd run (Edmiston kick), 5-62 2:48	UF 45 - FSU 20
	2:12	UF - Jackson 1-yd run (Edmiston kick), 10-70 5:15	UF 52 - FSU 20

TEAM STATISTICS

	UF	FSU
First Downs	26	13
Rushes-Yards (Net)	43-168	21-42
Passing Yards (Net)	306	271
Passes Comp-Att-Int	18-34-1	17-42-2
Total Offense Plays-Yards	77-474	63-313
Punt Returns-Yards	6-69	5-74
Kickoff Returns-Yards	4-93	8-152
Punts-Average	7-48.1	8-46.4
Fumbles-Lost	1-0	0-0
Penalties-Yards	15-102	14-115
Possession Time	36:27	23:33
Sacks By: Number-Yards	3-25	5-26

INDIVIDUAL STATISTICS

Passing	UF - Wuerffel 18-34-306-1 (3 TD)
	FSU - Busby 17-41-271-1 (TD), Kendra 0-1-0-1
Rushing	UF - Jackson 12-118 (2 TD), Taylor 18-60 (TD), Williams 4-2, Schottenheimer 1-0, McCaslin 2-(-2), Wuerffel 6-(-10) (TD)
	FSU - Dunn 9-28 (TD), Warrick 1-12, Williams 2-7, Feaster 2-1, Busby 7-(-6)
	Receiving
Receiving	UF - Hilliard 7-150 (3 TD), Green 5-79, Anthony 4-50, Mobley 1-16, Taylor 1-11
	FSU - Messam 5-48, Cooper 4-82, Green 3-86 (TD), Pearsall 1-25, Dunn 1-12, Abdullah 1-10, Warrick 1-7, Williams 1-1
	Sacks
Sacks	UF - Chester 2.0-14, Davis 1.0-11
	FSU - Boulware 2.0-6, Wadsworth 1.0-8, Wilson 1.0-7, Spires 1.0-5
	Interceptions
Interceptions	UF - Badeaux 1-7, Brown 1-0
	FSU - Crawford 1-22



2 FLORIDA 41

1 OHIO STATE 14

January 8, 2007

University of Phoenix Stadium (Attendance: 74,628)
Glendale, Ariz.

Senior quarterback Chris Leak threw for a touchdown and senior running back DeShawn Wynn ran for another score to lead the second-ranked University of Florida football team to a 41-14 victory over Ohio State in the Tostitos BCS National Championship Game, earning the Gators their second-ever national football championship. With the win, Florida became the first school in NCAA Division I history to capture national titles in football and men's basketball during the same calendar year, having earned its first title on the hardwood by defeating UCLA in April.

Ohio State struck first when Ted Ginn, Jr., returned the game's opening kickoff 93 yards for a touchdown. The Gators tied the game at 7-7 when Leak connected with senior wide receiver Dallas Baker for a 14-yard score just 4:13 later. Leak completed 5-of-5 passes for 35 yards on the drive, which was set up by a 33-yard kick return by freshman running back Brandon James and a subsequent 15-yard facemask penalty against the Buckeyes.

The Gators took a lead they would not relinquish at the 5:51 mark of the first quarter when freshman wide receiver Percy Harvin took an option pitch from Leak and ran four yards for his third touchdown of the season. Senior kicker Chris Hetland converted the point-after attempt to give UF a 14-7 advantage.

After senior cornerback Reggie Lewis intercepted Ohio State quarterback Troy Smith with 2:49 left to play in the opening quarter, Wynn plowed into the endzone from two yards out to cap a 10-play, 71-yard drive that gave Florida a 21-7 lead. The score was Wynn's sixth of the season and the 25th of his UF career, moving him into a tie with Buford Long for sixth on the all-time school list.

An 18-yard touchdown run by Antonio Pittman cut the Gators' lead to 21-14 with just over 13 minutes left to play in the first half, but Hetland connected on a 43-yard field goal — his longest of the season — to push Florida's advantage to 24-14 with six minutes remaining in the half. Hetland added a 40-yard field goal to increase the Gators' lead to 27-14.

On the first play of Ohio State's ensuing possession, junior defensive end Jarvis Moss sacked Smith, forcing a fumble that sophomore defensive end Derrick Harvey picked up and returned to the Buckeyes' five-yard line. On third-and-goal from the OSU one-yard line, freshman quarterback Tim Tebow hit junior wide receiver Andre Caldwell for a scoring strike that gave the Gators a 34-14 lead at halftime.

After a scoreless third quarter, Tebow put the Gators ahead, 41-14, with a one-yard plunge at the 10:30 mark of the final period. On the play, Tebow tied Jimmy Fisher's single-season school record for touchdown runs by a quarterback, set in 1979, with eight on the campaign. That touchdown would prove to be the final score of the night, propelling the Gators to the 41-14 win.

UF's victory over the Buckeyes improved their mark to 3-1 all-time in BCS bowl games, and stood as their first win over a top-ranked team since defeating Florida State in Gainesville on Nov. 22, 1997. Florida Head Coach Urban Meyer became just the seventh coach in NCAA history to guide a team to a national championship in his first or second year at a school.

Score by Quarters	1	2	3	4	Score
Florida	14	20	0	7	41
Ohio State	7	7	0	0	14

SCORING SUMMARY

Qtr	Time	Scoring Play	UF-OSU
1st	14:44	OSU - Ginn, Jr. 93-yd kickoff return (Pettrey kick)	UF 0 - OSU 7
	10:31	UF - Baker 14-yd pass from Leak (Hetland kick), 7-46 4:13	UF 7 - OSU 7
	5:51	UF - Harvin 4-yd run (Hetland kick), 5-34 2:37	UF 14 - OSU 7
2nd	14:56	UF - Wynn 2-yd run (Hetland kick), 10-71 2:53	UF 21 - OSU 7
	13:32	OSU - Pittman 18-yd run (Pettrey kick), 4-64 1:24	UF 21 - OSU 14
	6:00	UF - Hetland 42-yd field goal, 9-32 3:04	UF 24 - OSU 14
	1:53	UF - Hetland 40-yd field goal, 4-6 1:44	UF 27 - OSU 14
	0:23	UF - Caldwell 1-yd pass from Tebow (Hetland kick), 3-5 1:05	UF 34 - OSU 14
4th	10:20	UF - Tebow 1-yd run (Hetland kick), 8-39 3:42	UF 41 - OSU 14

TEAM STATISTICS

	UF	OSU
First Downs	21	8
Rushes-Yards (Net)	43-156	23-47
Passing Yards (Net)	214	35
Passes Comp-Att-Int	26-37-0	4-14-1
Total Offense Plays-Yards	80-370	37-82
Punt Returns-Yards	4-28	1-13
Kickoff Returns-Yards	1-33	6-193
Punts-Average	4-44.3	6-37.8
Fumbles-Lost	0-0	1-1
Penalties-Yards	6-50	5-50
Possession Time	40:48	19:12
Sacks By: Number-Yards	5-51	1-7

INDIVIDUAL STATISTICS

Passing	UF - Leak 25-36-213-0 (TD), Tebow 1-1-1-0 (TD)
	OSU - Smith 4-14-35-1
Rushing	UF - Wynn 19-69 (TD), Tebow 10-39 (TD), Harvin 5-22 (TD), Caldwell 3-13, Leak 3-7, Moore 2-7, TEAM 1-(-1)
	OSU - Pittman 10-62 (TD), Wells 2-9, Hartline 1-5, Smith 10-(-29)
	Receiving
Receiving	UF - Harvin 9-60, Cornelius 5-50, Ingram 4-58, Baker 4-23 (TD), Latsko 2-17, Caldwell 2-6 (TD)
	OSU - Gonzalez 2-11, Hartline 1-13, Pittman 1-11
Sacks	UF - Harvey 3-31, Moss 2-20
	OSU - Gholston 1-7
Interceptions	UF - Lewis 1-0
	OSU - None



2 FLORIDA 24

1 OKLAHOMA 14

January 8, 2009

Dolphin Stadium (Attendance: 78,468)

Miami, Fla.

Winning their second national championship in three years - and third overall - the No. 2 Gators defeated the No. 1 Oklahoma Sooners, 24-14, in front of a record football crowd of 78,468 at the FedEx BCS National Championship Thursday at Dolphin Stadium. Florida completes its national championship run with a 13-1 record on the season, tying a school record for wins (13), last achieved during UF's 2006 national championship run when it finished 13-1 as well. Oklahoma finishes its season 12-2 overall.

The 2009 FedEx BCS National Championship win marks Florida's fourth BCS bowl win all-time, as the Gators improved their bowl record to 3-1 under Head Coach Urban Meyer.

Gator senior wide receiver Louis Murphy, junior wide receiver/running back Percy Harvin and redshirt junior wide receiver David Nelson were touchdown targets of junior quarterback Tim Tebow, who threw for 231 yards (18-of-30) and racked up 109 yards on the ground on 22 carries in the win over Oklahoma. Senior kicker Jonathan Phillips tacked on three more points, connecting on a fourth quarter field goal to help lead the Gators over the Sooners.

After recording the first scoreless first quarter since the 1999 BCS National Championship (Florida State vs. Tennessee) and holding Oklahoma to their first scoreless first quarter all season, the Gators opened up the national championship game, finding the end zone first on a 20-yard pass from Tebow to Murphy, marking Murphy's 27th straight game with a catch. Tebow's connection with Murphy marked the first time the Sooners have allowed their opponent to score first this season, while Phillips' extra point brought the Gators ahead 7-0.

It took a 2:13 drive for the Sooners to answer two and a half minutes later when quarterback Sam Bradford hit Oklahoma wide receiver Jermaine Gresham with a six-yard touchdown reception. OU drove 65 yards for the score to bring the margin 7-7 all.

Sophomore Torrey Davis led the Gator defense on the Sooners' next possession, rallying for a key fourth-and-one stop that prevented the Sooners from jumping ahead after a Tebow interception. Harvin capitalized on the momentum with a 46-yard run that brought the Gators to midfield.

While UF punted on the possession, the Gator defense sustained on the Sooners' ensuing drive, ending an OU drive on Florida's three-yard line when junior Major Wright intercepted a Bradford pass. Wright's pick was UF's 25th of the season, a single season school record for team interceptions, and took both teams to the locker room tied, 7-7, at the half.



After the Gators and Sooners swapped possessions to open the second half of the game, the Gators jumped out of the gates, stringing together a 75-yard scoring drive when Harvin found the end zone on a two-yard score with 5:22 to go in the third quarter. Harvin scored a touchdown in the last 15 games he played in, a nation-leading streak. Tebow rushed for 49 yards on the drive and Phillips found the uprights to bring Florida ahead 14-7.

On Oklahoma's next drive, sophomore defensive end Carlos Dunlap got his hands on an Oklahoma punt to record Florida's ninth blocked kick of the season, tying a school record (1995), and marking the third for Dunlap this season.

Following a Gator punt, the Sooners closed the score gap when Bradford connected with Gresham for his second touchdown of the night, an 11-yard pass to cap off a 77-yard drive and tie the score, 14-14, for the second time in the national championship showdown.

After a 27-yard Phillips field goal put Florida ahead 17-14, sophomore safety Ahmad Black kept the momentum in favor of the Gators, intercepting a Bradford pass to give the Gators possession on their own 24 yard-line. The interception marked his seventh of the season for Black and moved him to a third-place tie in the all-time Gator record books.

Passes from Tebow to sophomore tight end Aaron Hernandez, redshirt junior David Nelson and Harvin composed a 76-yard game-winning scoring drive by the Gators when Tebow found Nelson for the second time on the drive for a four-yard touchdown, giving Florida a 24-13 lead, the final margin.

Score by Quarters	1	2	3	4	Score
Florida	0	7	7	10	24
Oklahoma	0	7	0	7	14

SCORING SUMMARY

Qtr	Time	Scoring Play	UF-OU
2nd	14:02	UF - Murphy 20-yd pass from Tebow (Phillips kick), 12-86 5:50	UF 7 - OU 0
	11:49	OU - Gresham 6-yd pass from Bradford (Stevens kick), 6-65 2:13	UF 7 - OU 7
3rd	4:21	UF - Harvin 2-yd run (Phillips kick), 13-75 5:22	UF 14 - OU 7
4th	12:13	OU - Gresham 11-yd pass from Bradford (Stevens kick), 8-77 2:36	UF 14 - OU 14
	10:45	UF - Phillips 27-yd field goal, 6-68 1:28	UF 17 - OU 14
	3:07	UF - Nelson 4-yd pass from Tebow (Phillips kick), 11-76 6:52	UF 24 - OU 14

TEAM STATISTICS

	UF	OU
First Downs	24	25
Rushes-Yards (Net)	44-249	29-107
Passing Yards (Net)	231	256
Passes Comp-Att-Int	18-30-2	26-41-2
Total Offense Plays-Yards	74-480	70-363
Punt Returns-Yards	1-1	1-15
Kickoff Returns-Yards	3-51	5-118
Punts-Average	3-51.7	3-38.7
Fumbles-Lost	0-0	0-0
Penalties-Yards	8-81	4-31
Possession Time	34:57	25:03
Sacks By: Number-Yards	2-18	0-0

INDIVIDUAL STATISTICS

Passing	UF - Tebow 18-30-231-2 (2 TD)
	OU - Bradford 26-41-256-2 (2 TD)
Rushing	UF - Harvin 9-122 (TD), Tebow 22-109, Demps 9-23, Moody 1-0, TEAM 2-(-2), Rainey 1-(-3)
	OU - Brown 22-110, Madu 4-12, Broyles 1-3, Bradford 2-(-18)
	UF - Hernandez 5-57, Harvin 5-49, Murphy 2-44 (TD), Nelson 2-33 (TD), Cooper 2-28, Rainey 1-11, James 1-9
Receiving	OU - Gresham 8-62 (2 TD), Iglesias 5-58, Johnson 4-29, Broyles 4-26, Brown 2-37, Chaney 2-37, Madu 1-7
	UF - Hicks 1-14, Doe 0.5-4, Dunlap 0.5-4
	OU - None
Interceptions	UF - Wright 1-0, Black 1-0
	OU - McCoy 1-12, Harris 1-8

FLORIDA HAS WON AN SEC-BEST 7 SEC CHAMPIONSHIP GAMES AND APPEARED IN THE GAME A LEAGUE-HIGH 10 TIMES



SEC CHAMPIONSHIP GAME WINS

FLORIDA	7
Alabama	4
Auburn	3
LSU	3
Georgia	2
Tennessee	2

SEC CHAMPIONSHIP GAME APPEARANCES

FLORIDA	10
Alabama	8
Auburn	5
Tennessee	5
Georgia	4
LSU	4
Arkansas	3
Ole Miss	1
Missouri	1
South Carolina	1

1991 SEC CHAMPIONS 10-2 overall, 7-0 Southeastern Conference

Florida defeated Kentucky on Nov. 16, 1991, to clinch the school's first SEC Championship with an undefeated conference record. The Gators dominated during league play, with an average margin of victory of 21.7 points in SEC contests. Running back Errict Rhett rushed for 1,109 yards and 10 touchdowns, and quarterback Shane Matthews threw for 3,130 yards and 28 touchdowns to lead a Florida offense that averaged 32.3 points in SEC games.

FLORIDA 28 • ALABAMA 13 December 4, 1993 • Legion Field • Birmingham, Ala. 11-2 overall, 7-1 Southeastern Conference

Quarterback Terry Dean earned MVP honors, throwing for 256 yards and two touchdowns, as the Gators won their second SEC Championship. After three quarters, UF held a slim 14-13 lead. Punter Shayne Edge took off for a 20-yard gain on fourth-and-eight, and Dean hit wide receiver Jack Jackson with a 43-yard pass to give Florida an eight-point lead. The Gator defense held strong and secured the win.

FLORIDA 24 • ALABAMA 23 December 3, 1994 • Georgia Dome • Atlanta, Ga. 10-2-1 overall, 7-1 Southeastern Conference

Defensive tackle Ellis Johnson had an SEC Championship Game record three tackles-for-loss, including two sacks, as Florida won its second-straight SEC title. Quarterback Danny Wuerffel helped the team overcome a 23-17 fourth-quarter deficit with a two-yard touchdown pass to wideout Chris Doering that capped an 80-yard scoring drive with 5:39 remaining. UF forced a turnover on Alabama's final drive and Johnson, the defensive star of the game, earned MVP honors.

FLORIDA 34 • ARKANSAS 3 December 2, 1995 • Georgia Dome • Atlanta, Ga. 12-1 overall, 8-0 Southeastern Conference

Quarterback Danny Wuerffel threw for two touchdowns as the No. 2-ranked Gators dominated the Razorbacks. Arkansas got on the board first, but the Florida defense forced four turnovers and shut down the Hogs for the rest of the game. Wuerffel connected with wide receiver Chris Doering on a 22-yard pass in the first quarter and threw a 29-yard strike to wideout Ike Hilliard in the third quarter, helping Wuerffel earn the game's MVP honor.

FLORIDA 45 • ALABAMA 30 December 7, 1996 • Georgia Dome • Atlanta, Ga. 12-1 overall, 8-0 Southeastern Conference

Quarterback Danny Wuerffel became the only player to repeat as SEC Championship Game MVP, leading the Gators to their fourth-straight conference title. Wuerffel threw for an SEC Championship Game record 401 yards and six touchdowns against the Crimson Tide's vaunted defense, ranked sixth in the nation entering the game. Wide receiver Reidel Anthony was Wuerffel's main target, setting three game records of his own with 11 catches for 171 yards and three touchdowns.

FLORIDA 28 • AUBURN 6 December 2, 2000 • Georgia Dome • Atlanta, Ga. 10-3 overall, 7-1 Southeastern Conference

MVP quarterback Rex Grossman threw for four touchdowns as the Gators won their fifth SEC Championship Game. Florida jumped out to a 21-0 lead in the first half and held on from there as UF's defense held SEC Player of the Year Rudi Johnson to just 47 yards rushing. Grossman's arm and the running of tailback Earnest Graham, who finished with 169 yards on 19 carries, helped UF win the school's sixth SEC Title.

FLORIDA 38 • ARKANSAS 28 December 2, 2006 • Georgia Dome • Atlanta, Ga. 13-1 overall, 7-1 Southeastern Conference

Wide receiver Percy Harvin became just the second freshman to earn the SEC Championship Game MVP honor, totaling 167 yards and two touchdowns. UF was trailing 21-17 late in the third quarter when cornerback Wondy Pierre-Louis recovered a muffed punt in the end zone to put Florida ahead for good. Harvin had a 67-yard touchdown run that opened the game up in the fourth quarter and wide receiver Andre Caldwell threw a five-yard touchdown pass to tight end Tate Casey to cap the scoring and send the Gators to the BCS National Championship Game for the first time in school history.

FLORIDA 31 • ALABAMA 20 December 6, 2008 • Georgia Dome • Atlanta, Ga. 13-1 overall, 7-1 Southeastern Conference

In front of a record crowd at the Georgia Dome, the Gators claimed their eighth SEC title. Florida dominated in the fourth quarter, gaining 130 total yards of offense and limiting the Crimson Tide to just one yard of offense. Florida scored 14 unanswered points in the fourth quarter to overcome a 20-17 deficit. MVP Tim Tebow hooked up with wide receiver Riley Cooper for a five-yard touchdown pass to seal the game with less than three minutes left as the Gators clinched a spot in the BCS National Championship Game for the second time in three years.

1993 SEC CHAMPIONSHIP GAME

9 FLORIDA 28, 17 ALABAMA 13

December 4, 1993

Legion Field (Attendance: 76,345)
Birmingham, Ala.

Using a solid defense, Florida defeated Alabama 28-13 at Legion Field in Birmingham, Ala. to capture its second official SEC title and earn a berth in the New Year's Day Sugar Bowl in New Orleans, La. The Gators ran their record to 10-2, becoming just the second team in school history to win 10 games. Alabama scored on the first possession of the game, using a Tarrant Lynch one-yard touchdown run and a Michael Proctor PAT to go up 7-0 just 4:47 into the contest. However, the Crimson Tide did not score another touchdown as the Gator defense limited the David Palmer-led Alabama offense to just a pair of field goals the rest of the way. A Terry Dean to Harrison Houston pass and the ensuing PAT by Lou Groza Award winner Judd Davis knotted the game at 7-7 with 1:02 left in the first quarter. Alabama's Proctor hit a 45-yard field goal with 12:02 remaining in the first half and the Crimson Tide lead 10-7. But with only 1:10 left in the second quarter, Florida's Dean lunged into the endzone from two yards out and put the Gators up 14-10, a lead they would not relinquish. The Crimson Tide closed the Gator lead to one when Proctor hit his second field goal of the day, a 25-yarder with 2:14 left in the third quarter, making the score 14-13. On their next possession, Gator punter Shayne Edge, facing fourth-and-eight from his own 37, faked the boot and rambled 20 yards to the Alabama 43-yard line. On the very next play, Dean hit Jack Jackson on a 43-yard touchdown pass and the Gators lead 21-13. An Errict Rhett three-yard run with 11:59 left in the game capped the scoring, giving the Gators the 1993 Southeastern Conference Championship with a 28-13 victory.

Score by Quarters	1	2	3	4	Score
Florida	7	7	7	7	28
Alabama	7	3	3	0	13

SCORING SUMMARY

Qtr	Time	Scoring Play	UF-UA
1st	10:13	UA - Lynch 1-yard run (Proctor PAT), 8-71 4:47	UF 0 - UA 7
	1:02	UF - Houston 13-yard pass from Dean (Davis PAT), 4-44 1:43	UF 7 - UA 7
2nd	12:02	UA - Proctor 45-yard field goal, 9-44 4:00	UF 7 - UA 10
	1:10	UF - Dean 2-yard run (Davis PAT), 6-35 1:44	UF 14 - UA 10
3rd	2:14	UA - Proctor 25-yard field goal, 11-45 4:19	UF 14 - UA 13
	0:28	UF - J. Jackson 43-yard pass from Dean (Davis PAT), 7-80 1:46	UF 21 - UA 13
4th	11:59	UF - Rhett 3-yard run (Davis kick), 9-54 3:22	UF 28 - UA 13

TEAM STATISTICS

	UF	UA
First Downs	20	17
Rushes-Yards (Net)	31-103	40-118
Passing Yards (Net)	271	161
Passes Att-Comp-Int.	31-38-2	17-29-2
Total Offense Plays-Yards	69-374	69-279
Punt Returns-Yards	5-95	4-32
Kickoff Returns-Yards	1-17	4-94
Punts-Average	7-39.4	7-43.6
Fumbles-Lost	1-0	3-0
Penalties-Yards	13-95	6-70
Possession Time	27:43	32:17
Sacks By: Number-Yards	2-15	2-11

INDIVIDUAL STATISTICS

Passing	UF - Dean 20-37-256-2 (2 TD), Doering 1-1-15-0 (0 TD)
	UA - Palmer 8-16-90-1 (0 TD), Burgdorf 9-12-71-0 (0 TD), Kitchens 0-1-0-1 (0 TD)
Rushing	UF - Rhett 22-88-1, Edge 1-20-0, Dean 8-(-5)-1
	UA - Palmer 16-93-0, Anderson 8-26-0, Burgdorf 6-7-0, Lynch 1-1-1, Steger 1-1-0, T. Turner 1-1-0, Williams 6-(-4)-0, Lee 1-(-7)-0
Receiving	UF - W. Jackson 9-114-0, J. Jackson 4-62-1, Houston 2-48-1, Rhett 2-17-0, T. Dean 1-15-0, Randolph 1-11-0, C. Dean 2-4-0
	UA - Malone 3-37-0, Lee 2-23-0, Palmer 3-22-0, Burgdorf 1-20-0, Anderson 3-18-0, Key 1-17-0, Lynch 2-13-0, Williams 2-11-0
Sacks	UF - Grow 1-10
	UA - Rogers 1-8, Hall 1-7
Interceptions	UF - Gilmore 2
	UA - T. Johnson 2

1994 SEC CHAMPIONSHIP GAME

6 FLORIDA 24, 3 ALABAMA 23

December 3, 1994

Georgia Dome (Attendance: 74,751)
Atlanta, Ga.

Florida captured its second-consecutive SEC title and third league championship in the last four years with a 24-23 heart-pounding victory over No. 3 Alabama (11-1) in the SEC Championship Game. With Florida clinging to a 17-16 fourth quarter lead, Gator quarterback Danny Wuerffel's pass was picked off by Alabama linebacker Dwayne Rudd, who returned it 23 yards for a touchdown to give the Tide a 23-17 lead with 8:56 to play. The Gators respond with one of the most memorable drives in school history. On the second play of the drive, Wuerffel came off the field with a fake limp in a pre-planned signal for strong-armed back-up quarterback Eric Kresser. With Alabama thinking run with Kresser in the contest, the back-up quarterback took his first snap and lofted a 25-yard pass down the left sideline to put UF on the UA 42. After freshman Fred Taylor used a second and third effort to gain two yards on a fourth-and-one play, Wuerffel threw a lateral pass to Reidel Anthony, who gained nine yards. On the next play, head coach Steve Spurrier called for a double-pass, as Wuerffel lateraled it to Doering, who then delivered it to Aubrey Hill for a 20-yard gain to the two. Wuerffel then found Doering in the back of the endzone for the winning touchdown with 5:29 to play. Florida then turned the game over to its determined defense. With Alabama driving for the winning points and near midfield, Gator Fred Weary tipped a Jay Barker pass and Eddie Lake gathered in the pass to seal the victory with less than a minute to play. All told, the Gator defense held Alabama to 297 yards in total offense, while sacking Alabama quarterback Barker five times on the afternoon and recording six tackles for lost yardage.

Score by Quarters	1	2	3	4	Score
Alabama	7	3	6	7	23
Florida	7	10	0	7	24

SCORING SUMMARY

Qtr	Time	Scoring Play	UA-UF
1st	11:05	UA - Brown 70-yard pass from Barker (Proctor PAT), 3-76 1:37	UA 7 - UF 0
	4:07	UF - Anthony 26-yard pass from Wuerffel (Davis PAT), 6-72 1:39	UA 7 - UF 7
2nd	14:45	UA - Proctor 22-yard field goal, 10-75 4:22	UA 10 - UF 7
	10:31	UF - Davis 42-yard field goal, 10-56 yards, 4:14	UA 10 - UF 10
	1:15	UF - Wuerffel 1-yard run (Davis PAT), 8-43 3:03	UA 10 - UF 17
3rd	7:35	UA - Proctor 42-yard field goal, 7-13 2:44	UA 13 - UF 17
	2:14	UA - Proctor 48-yard field goal, 9-27 4:51	UA 16 - UF 17
4th	8:56	UA - Rudd 23-yard interception return (Proctor PAT)	UA 23 - UF 17
	5:29	UF - Doering 2-yard pass from Wuerffel (Davis PAT), 10-80 3:27	UA 23 - UF 24

TEAM STATISTICS

	UA	UF
First Downs	16	14
Rushes-Yards (Net)	48-116	24-44
Passing Yards (Net)	181	272
Passes Att-Comp-Int.	10-19-2	25-43-2
Total Offense Plays-Yards	67-297	67-316
Punt Returns-Yards	2-45	1-1
Kickoff Returns-Yards	3-58	3-58
Punts-Average	6-34.3	6-41.3
Fumbles-Lost	1-0	0-0
Penalties-Yards	6-30	2-10
Possession Time	34:15	25:45
Sacks By: Number-Yards	1-5	5-39

INDIVIDUAL STATISTICS

Passing	UA - Barker 10-19-181-2 (1 TD)
	UF - Wuerffel 23-41-227-2 (2 TD), Kresser 1-1-25-0 (0 TD), Doering 1-1-20-0 (0 TD)
Rushing	UA - Williams 29-99-0, Lynch 8-48-0, Riddle 2-7-0, Malone 1-6-0, Barker 8-(-44)-0
	UF - Taylor 14-40-0, Anthony 1-5-0, Williams 3-0-0, Wuerffel 6-(-1)-1
Receiving	UA - Brown 3-119-1, Lynch 3-28-0, Hape 1-14-0, Malone 1-14-0, Williams 2-6-0
	UF - Anthony 8-105-1, Taylor 7-62-0, Hill 3-52-0, Hilliard 2-34-0, Doering 3-11-1, Jackson 1-5-0, Nunn 1-3-0
Sacks	UA - Blackburn 1-5
	UF - Campbell 2-20, Johnson 2-16, Carter 1-3
Interceptions	UA - Townsend 1, Rudd 1 (TD)
	UF - Weary 1, Lake 1

1995 SEC CHAMPIONSHIP GAME

2 FLORIDA 34, 24 ARKANSAS 3

December 2, 1995

Georgia Dome (Attendance: 71,325)

Atlanta, Ga.

In front of a primetime national television audience and a sold-out crowd of 71,325, Florida assured itself of a trip to the Fiesta Bowl to play for its first national championship with a 34-3 victory over Arkansas in the fourth edition of the SEC Championship Game, giving the Gators their third-consecutive SEC title. Florida became just the second school to capture three-consecutive outright SEC titles, a feat only accomplished by Alabama several times, the last being from 1977-79. Arkansas opened the game in impressive fashion, driving inside the Florida 20-yard line and eating up more than seven minutes off the clock. But the Gator defense set the tone for the entire game and allowed the Razorbacks to come away with just a 36-yard Todd Latourette field goal. The Gator offense answered back immediately, as it drove 80 yards in seven plays, culminating with a 22-yard scoring toss from Danny Wuerffel to Chris Doering. Just over three minutes later, UF struck again following a Teako Brown interception, this time on a one-yard keeper from Wuerffel. The Gators added a 31-yard field goal from Bart Edmiston midway through the second quarter to take a 17-3 lead into the locker room. The Florida defense came up with perhaps the biggest play of the entire night with just under five minutes left in the third quarter and UF holding a 24-3 edge. With Arkansas threatening on the doorstep, Ben Hanks recovered a fumble by Razorback quarterback Barry Lunney on a thwarted option play and rambled 95 yards untouched to give the Gators an insurmountable lead. It was UF's first defensive touchdown of the season and was one of four forced turnovers for the defense, three of which lead to 17 of UF's points. Arkansas was held to just 299 yards in total offense, including just 142 yards and only nine first downs in the second half. Danny Wuerffel continued to shatter the record books, as he set an SEC and UF record for career touchdown passes with his 75th, a 29-yard pass to Ike Hilliard midway through the third quarter. He also finishes the year with a pass efficiency rating of 178.4, the best single-season rating ever in NCAA history. Hilliard and Doering both eclipse the 1,000-yard receiving mark, becoming the first UF tandem to accomplish that feat.

Score by Quarters	1	2	3	4	Score
Florida	14	3	14	3	34
Arkansas	3	0	0	0	3

SCORING SUMMARY

Qtr	Time	Scoring Play	UF-UA
1st	7:26	UA - Latourette 36-yard field goal, 16-65 7:34	UF 0 - UA 3
	4:30	UF - Doering 22-yard pass from Wuerffel (Edmiston PAT), 7-80 2:56	UF 7 - UA 3
	1:25	UF - Wuerffel 1-yard run (Edmiston PAT), 5-47 1:52	UF 14 - UA 3
2nd	5:03	UF - Edmiston 31-yard field goal, 9-31 4:13	UF 17 - UA 3
3rd	8:26	UF - Hilliard 29-yard pass from Wuerffel (Edmiston PAT), 3-66 1:20	UF 24 - UA 3
	4:25	UF - Hanks 95-yard fumble return (Edmiston PAT)	UF 31 - UA 3
4th	12:48	UF - Edmiston 20-yard field goal, 9-31 5:10	UF 34 - UA 3

TEAM STATISTICS

	UF	UA
First Downs	25	21
Rushes-Yards (Net)	35-114	43-129
Passing Yards (Net)	282	170
Passes Att-Comp-Int.	21-29-0	17-27-2
Total Offense Plays-Yards	64-396	70
Punt Returns-Yards	0-0	0-0
Kickoff Returns-Yards	2-44	5-83
Punts-Average	3-43.7	4-34.3
Fumbles-Lost	0-0	3-2
Penalties-Yards	8-55	9-59
Possession Time	29:45	30:15
Sacks By: Number-Yards	2-14	2-12

INDIVIDUAL STATISTICS

Passing	UF - Wuerffel 20-28-276-0 (2 TD), Kresser 1-1-6-0 (0 TD)
	UA - Lunney 17-27-170-2 (0 TD)
Rushing	UF - T. Jackson 11-62-0, Williams 10-53-0, Dubose 7-12-0, Wuerffel 7-(-13)-1
	UA - M. Johnson 20-71-0, Lunney 10-6-0, Hill 7-21-0, Nichols 5-26-0, Hebert 2-5-0
Receiving	UF - Hilliard 7-125-1, Doering 6-73-1, Anthony 5-47-0, Green 1-16-0, Allen 1-14-0, T. Jackson 1-7-0
	UA - Meadors 7-74-0, M. Johnson 4-51-0, Eubanks 4-37-0, Hill 2-8-0
Sacks	UF - Hank 1-8, Council 1-6
	UA - Conley 1-6, Bell 1-6
Interceptions	UF - Brown 1, Jackson 1
	UA - none

1996 SEC CHAMPIONSHIP GAME

4 FLORIDA 45, 11 ALABAMA 30

December 7, 1996

Georgia Dome (Attendance: 74,132)

Atlanta, Ga.

A week after having their national championship hopes seemingly vanish, Florida defeated Alabama 45-30 in the SEC Championship Game. Florida's win, coupled with Texas' 37-27 upset over Nebraska in the Big 12 Championship Game, put the Gators back in the national championship hunt with a rematch against Florida State in the Nokia Sugar Bowl on January 2nd. The SEC title was Florida's fifth since 1991 and fourth-consecutive crown, the second-best achievement in league history (Alabama won five-straight SEC crowns from 1971-75). Quarterback Danny Wuerffel completed 20-of-35 passes for 401 yards and six touchdowns against the nation's No. 1-rated pass defense. Wuerffel's six touchdown passes, which was one more than the Alabama pass defense had surrendered all year in 11 games, tied his SEC record for most touchdown passes in a league game. Reidel Anthony had 11 catches for 171 yards and three touchdowns. Anthony finished with a nation's-best and SEC-record setting 18 touchdown grabs on the year. Overall, the Gator offense tallied 470 yards in total offense against an Alabama defensive unit that ranked first in the SEC and sixth in the nation, allowing just 236 yards per game coming into the game. After the Gators fell behind seven-plus minutes into the game, Florida reeled off 24 straight points to build a 17-point cushion nearing the end of the half. A Michael Vaughn touchdown pass from Fred Kitchens with 29 seconds left in the half, coupled with a five-yard run by Dennis Riddle after a blocked UF punt early in the third quarter, cut the UF lead to three at 24-21. The two teams scored three touchdowns in the next 2:05, with UF stealing any Tide momentum after an 85-yard pass from Wuerffel to Jacquez Green to give the Gators a 38-28 lead. Anthony then added his third touchdown catch of the day on the first play of the fourth quarter to give Florida an insurmountable 17-point lead.

Score by Quarters	1	2	3	4	Score
Florida	6	18	14	7	45
Alabama	7	7	14	2	30

SCORING SUMMARY

Qtr	Time	Scoring Play	UF-UA
1st	8:52	UA - Riddle 36-yard pass from Kitchens (Brock PAT), 6-51 2:44	UF 0 - UA 7
	3:11	UF - Hilliard 46-yard pass from Wuerffel (Cooper PAT blocked), 5-79 1:48	UF 6 - UA 7
	14:37	UF - Anthony 21-yard pass from Wuerffel (Wuerffel to Anthony pass), 6-61 1:01	UF 14 - UA 7
2nd	11:35	UF - Williams 45-yard pass from Wuerffel (Cooper PAT), 3-72 1:21	UF 21 - UA 7
	7:39	UF - Cooper 35-yard field goal, 6-23 1:46	UF 24 - UA 7
	0:29	UA - Vaughn 8-yard pass from Kitchens (Brock PAT), 8-48 1:58	UF 24 - UA 14
3rd	9:12	UA - Riddle 5-yard run (Brock PAT), 1-5 0:05	UF 24 - UA 21
	5:14	UF - Anthony 13-yard pass from Wuerffel (Cooper PAT), 10-65 3:58	UF 31 - UA 21
	4:06	UA - Vaughn 94-yard pass from Kitchens (Brock PAT), 3-94 1:08	UF 31 - UA 28
4th	3:09	UF - Green 85-yard pass from Wuerffel (Cooper PAT), 2-81 0:57	UF 38 - UA 28
	14:54	UF - Anthony 21-yard pass from Wuerffel (Cooper PAT), 3-51 1:23	UF 45 - UA 28
	4:32	UA - Team safety	UF 45 - UA 30

TEAM STATISTICS

	UF	UA
First Downs	22	13
Rushes-Yards (Net)	37-69	27-27
Passing Yards (Net)	401	269
Passes Att-Comp-Int.	20-35-2	20-46-1
Total Offense Plays-Yards	72-470	73-296
Punt Returns-Yards	2-12	0-0
Kickoff Returns-Yards	4-83	5-85
Punts-Average	4-37.0	8-40.8
Fumbles-Lost	4-1	1-0
Penalties-Yards	14-95	7-45
Possession Time	29:48	30:12
Sacks By: Number-Yards	5-31	4-17

INDIVIDUAL STATISTICS

Passing	UF - Wuerffel 20-35-401-2 (6 TD)
	UA - Kitchens 19-45-264-1 (3 TD), Goss 1-1-5-0 (0 TD)
Rushing	UF - Taylor 13-83-0, Williams 3-8-0, T. Jackson 6-8-0, Wuerffel 14-(-11)-0
	UA - Riddle 17-42-1, Alexander 2-5-0, Kitchens 8-(-20)-0
Receiving	UF - Anthony 11-171-3, Green 3-106-1, Hilliard 3-74-1, Williams 1-45-1, Allen 1-4-0, Taylor 1-1-0
	UA - Riddle 6-82-1, Vaughn 5-142-2, Su. Alexander 3-4-0, Buchanan 2-17-0, West 1-17-0, Foust 1-5-0, Goss 1-3-0, C. Alexander 1-(-1)-0
Sacks	UF - Beauchamp 1-5, McGrew 1-10, Rutledge 1-9, Chester 1-6
	UA - Pouck 1-5, Sigler 1-4
Interceptions	UF - Weary 1-0
	UA - Powell 1-22, Jackson 1-0

2000 SEC CHAMPIONSHIP GAME

7 FLORIDA 28, 18 AUBURN 6

December 2, 2000

Georgia Dome (Attendance: 73,427)

Atlanta, Ga.

Florida won its sixth SEC title in the past 10 years as it took advantage of three Auburn turnovers and jumped out to a 21-0 second quarter lead en route to a 28-6 victory over the Tigers before a 73,427 SEC Championship Game crowd at the Georgia Dome. The victory gave Florida a berth in the Sugar Bowl, a school and SEC record eighth consecutive January bowl game appearance and a school record seventh straight win over Auburn. Florida also won at least 10 games for the eighth time in Steve Spurrier's coaching tenure. Florida capitalized on Auburn's three turnovers to take command. On Auburn's first play from scrimmage, Florida's Mike Nattiel recovered a Tiger fumble following a 10-yard pass play. Five plays later, Florida quarterback Rex Grossman found Reche Caldwell in the end zone for a 10-yard touchdown pass and 7-0 lead. Two series later, Florida's Lito Sheppard prevented an Auburn touchdown as he intercepted a Ben Leard pass at the Gator seven yard line. The interception set up Caldwell's second touchdown reception of the game as he caught a Grossman pass, beat a defender and rambled 66 yards for a 14-0 Gator lead. In the second quarter, Nattiel ended another Auburn scoring threat as he recovered his second fumble of the game at UF's 3 yard line. The turnovers set up an eight play, 97-yard scoring drive which ended in Florida's third score- a 27 yard pass from Grossman to Gaffney. In all, Auburn turned the ball over four times (two interceptions, two fumbles) and had to settle for six points on two Damon Duval field goals. Auburn tailback Rudi Johnson, the SEC's leading rusher who entered the game with a 138.2 yards rushing per game average, was held to 47 yards on 17 carries and no touchdowns. Florida's Earnest Graham rushed for a career-high 169 yards (also a SEC championship game record) on 19 carries and quarterback Rex Grossman completed 17 of 26 passes for 238 yards and four touchdowns. Grossman threw for nine touchdowns against Auburn on the year. Reche Caldwell finished with three receptions for 91 yards and two touchdowns and Jabar Gaffney led the Gators with five catches for 84 yards and a touchdown. Gaffney also set the NCAA Division IA freshman receiving yards record and completes the season with 71 receptions for 1,184 yards and 14 touchdown catches- both NCAA Division IA receiving records for a freshman. Lito Sheppard led the Gator defense with two interceptions while Nattiel finished with two fumble recoveries.

Score by Quarters	1	2	3	4	Score
Florida	14	7	7	0	28
Auburn	0	3	3	0	6

SCORING SUMMARY

Qtr	Time	Scoring Play	UF-AU
1st	13:09	UF - Caldwell 10-yd pass from Grossman (Chandler kick), 5-69 1:31	UF 7 - AU 0
	2:42	UF - Caldwell 66-yd pass from Grossman (Chandler kick), 3-69 1:35	UF 14 - AU 0
2nd	8:19	UF - Gaffney 27-yd pass from Grossman (Chandler kick), 8-97 2:47	UF 21 - AU 0
	0:00	AU - Duval 44-yd field goal, 5-38 0:35	UF 21 - AU 3
3rd	9:43	AU - Duval 21-yd field goal, 7-18 3:35	UF 21 - AU 6
	5:17	UF - Haugbrook 12-yd pass from Grossman (Chandler kick), 11-80 4:26	UF 28 - AU 6

TEAM STATISTICS

	UF	AU
First Downs	20	19
Rushes-Yards (Net)	35-191	28-120
Passing Yards (Net)	238	208
Passes Att-Comp-Int.	17-26-1	23-43-2
Total Offense Plays-Yards	61-429	71-328
Punt Returns-Yards	2-30	1-13
Kickoff Returns-Yards	2-44	2-34
Punts-Average	4-44.5	5-41.2
Fumbles-Lost	4-2	3-2
Penalties-Yards	8-61	5-19
Possession Time	28:11	31:49
Sacks By: Number-Yards	1-2	1-21

INDIVIDUAL STATISTICS

Passing	UF - Grossman 17-26-238-1 (4 TD)
	AU - Leard 17-30-158-1, Klein 6-13-50-1
Rushing	UF - Graham 19-169, Gillespie 11-45, Grossman 5-(-23)
	AU - Evans 8-69, Johnson 17-47, 1-9, 1-(-2), 1-(-3)
Receiving	UF - Gaffney 5-84 (TD), Caldwell 3-91 (2 TD), Gillespie 3-19, Walker 2-27, Haugbrook 2-10 (TD), Frazier 1-9, Graham 1-(-2)
	AU - Evans 4-45, Diamond 4-42, Green 3-25, Robinson 3-24, Daniels 3-22, Johnson 2-21, Willis 1-10, Worthy 1-10, Carter 1-6, McIntyre 1-3
	Sacks
UF - Mitchell 1-2	
AU - Johnson 1-21	
Interceptions	UF - Sheppard 2-31
AU - Crayton 1-3	

2006 SEC CHAMPIONSHIP GAME

4 FLORIDA 38, 8 ARKANSAS 28

December 2, 2006

Georgia Dome (Attendance: 73,374)

Atlanta, Ga.

Florida scored second-half touchdowns on a muffed punt, a 67-yard run and a pass from a wide receiver en route to defeating No. 8 Arkansas, 38-28, to win its seventh SEC title. With UF trailing 21-17 late in the third quarter, Arkansas fumbled a punt after trying to field it inside its own five-yard line, allowing Wondy Pierre-Louis to pounce on the ball in the endzone for a touchdown that gave Florida a 24-21 lead. Percy Harvin rushed for a 67-yard touchdown on Florida's first play of the fourth quarter, widening the lead to 31-21. The Hogs quickly cut the margin back to three points, at 31-28, when wide receiver Cedric Washington hit running back Felix Jones for a 29-yard score on a double pass with 12:29 left to play. Florida responded on its next drive, with an eight-play, 80-yard drive that ended in a five-yard touchdown pass from wide receiver Andre Caldwell to tight end Tate Casey to reach the final margin, 38-28. Reggie Nelson and Ryan Smith sealed Florida's win with fourth-quarter interceptions, with Smith's coming in UF's own endzone on Arkansas' final drive. The game got off to a slow start, with Chris Hetland's 33-yard field goal being the only score in the opening quarter. In the second quarter, Jarred Fayson blocked an Arkansas punt, which Tremaine McCollum recovered at the Hogs' nine-yard line. Quarterback Chris Leak plunged into the endzone on the next play to put UF ahead 10-0. Just over four minutes later, Leak threw a 37-yard strike to Harvin, pushing the advantage to 17-0. Leak became Florida's all-time leader in passing yards on the play, breaking Danny Wuerffel's career record of 10,875. The Gators headed into the locker room with a 17-7 lead after Arkansas quarterback Casey Dick hooked up with wideout Marcus Monk on a 48-yard touchdown pass to get the Razorbacks on the board. Arkansas cut the lead to 17-14 on their first drive of the second half behind a two-yard touchdown pass from running back Darren McFadden to Jones. The Hogs took the lead less than four minutes later when defensive lineman Antwan Robinson intercepted Leak and returned the ball 40 yards for the score, giving Arkansas a 21-17 edge. UF retook the lead on Pierre-Louis' special-teams touchdown on the next series and would not trail for the remainder of the contest.

Score by Quarters	1	2	3	4	Score
Arkansas	0	7	14	7	28
Florida	3	14	7	14	38

SCORING SUMMARY

Qtr	Time	Scoring Play	UA-UF
1st	6:10	UF - Hetland 33-yd field goal, 6-47 2:25	UA 0 - UF 3
	2nd	8:54	UF - Leak 9-yd run (Hetland kick), 1-9 0:29
4:02		UF - Harvin 37-yd pass from Leak (Hetland kick), 8-74 3:23	UA 0 - UF 17
3rd	1:55	UA - Monk 48-yd pass from Dick (Davis kick), 3-66 2:07	UA 7 - UF 17
	12:06	UA - F. Jones 2-yd pass from McFadden (Davis kick), 7-32 2:18	UA 14 - UF 17
4th	8:33	UA - A. Robinson 40-yd interception return (Davis kick)	UA 21 - UF 17
	3:47	UF - Pierre-Louis 0-yd fumble recovery (Hetland kick)	UA 21 - UF 24
	14:22	UF - Harvin 67-yd run (Hetland kick), 1-67 0:30	UA 21 - UF 31
	12:29	UA - F. Jones 29-yd pass from Washington (Davis kick), 4-63 1:53	UA 28 - UF 31
	9:04	UF - Casey 5-yd pass from Caldwell (Hetland kick), 8-80 3:25	UA 28 - UF 38

TEAM STATISTICS

	UA	UF
First Downs	18	17
Rushes-Yards (Net)	35-132	30-202
Passing Yards (Net)	179	194
Passes Att-Comp-Int.	12-26-3	17-31-2
Total Offense Plays-Yards	61-311	61-396
Punt Returns-Yards	2-(-4)	5-29
Kickoff Returns-Yards	4-68	3-23
Punts-Average	6-29.3	6-37.3
Fumbles-Lost	1-1	3-0
Penalties-Yards	5-25	8-67
Possession Time	31:58	28:02
Sacks By: Number-Yards	2-15	0-0

INDIVIDUAL STATISTICS

Passing	UF - Leak 16-30-189-2 (TD), Caldwell 1-1-5-0 (TD)
	UA - Dick 10-22-148-2 (TD), McFadden 1-3-2-1 (TD), Washington 1-1-29-0 (TD)
Rushing	UF - Harvin 6-105 (TD), Moore 3-32, Tebow 8-31, Leak 11-19 (TD), Cornelius 1-17, Wynn 1-(-2)
	UA - McFadden 21-73, Jones 13-57, Mustain 1-2
Receiving	UF - Ingram 6-71, Harvin 5-62 (TD), Caldwell 3-31, Baker 2-25, Casey 1-5 (TD)
	UA - Monk 3-69 (TD), Jones 2-31 (2 TD), McFadden 2-27, Williams 2-14, Cleveland 1-18, Houston 1-12, Washington 1-8
Sacks	UF - none
UA - Kelly 1-8, Brown 0.5-3, Smith 0.5-4	
Interceptions	UF - Lewis 1-0, Nelson 1-0, Smith 1-0
	UA - Robinson 1-40 (TD), Dacus 1-0

2008 SEC CHAMPIONSHIP GAME

2 FLORIDA 31, 1 ALABAMA 20

December 6, 2008

Georgia Dome (Attendance: 75,892)

Atlanta, Ga.

Florida defeated Alabama in front of a record crowd of 75,892 at the Georgia Dome on Saturday night to claim its eighth SEC title in school history. Florida rushed for 136 yards against an Alabama defense who allowed only 73.6 rushing yards per game - which ranked second in the nation - and scored 31 points on an Alabama defense that allowed just 11.5 points per game (third nationally). The Florida offense drove down the field on its first drive, and junior QB Tim Tebow connected with junior wideout Carl Moore for a 3-yard score. Alabama responded in just two plays, a 64-yard catch by Julio Jones followed by an 18-yard touchdown run from Glen Coffee, tying the game, 7-7. After a three-and-out by the Gator offense, Javier Arenas put Alabama in good field position with a 20-yard punt return. However, the Gator defense forced Alabama to settle for a 30-yard field goal by Leigh Tiffin, giving the Crimson Tide a 10-7 advantage with 3:28 in the first, marking the first time that the Gators trailed in a game since the loss against Ole Miss on Sept. 27, 2008. Following an Alabama fake field goal that was broken up by redshirt sophomore defensive tackle Terron Sanders, junior receiver Riley Cooper had a 51-yard catch to put UF in scoring position. Senior kicker Jonathan Phillips connected on a 19-yard field goal to even the score, 10-10. After forcing a three-and-out from Alabama on the ensuing possession, a 22-yard pass up the seam from Tebow to sophomore tight end Aaron Hernandez gave UF 1st-and-10 from the Alabama five-yard line. Two plays later, Tebow found junior wide receiver David Nelson in the end zone for a five-yard touchdown and a 17-10 lead heading into the locker room at halftime. Alabama opened the second half with a 91-yard, 15-play scoring drive that ate up 6:53 on the clock. Running back Mark Ingram punched it in from two yards out to tie the game, and Alabama took a 20-17 lead following a successful field goal by Tiffin at the end of the third quarter. The Gators answered on the following drive, as freshman running back Jeff Demps rushed for a one-yard score, giving UF a 24-21 lead. The aggressive Gator defense was too much for the Crimson Tide in the final quarter, as junior defensive end Jermaine Cunningham notched a sack to force a three-and-out. Following a punt, UF drove the ball 65 yards to add their final score of the night and increase their lead to 31-20 on a five-yard reception by Cooper. An interception by sophomore cornerback Joe Haden with 1:39 remaining in the game sealed the Gators' SEC title.

Score by Quarters	1	2	3	4	Score
Alabama	10	0	10	0	20
Florida	7	10	0	14	31

SCORING SUMMARY


Qtr	Time	Scoring Play	UA-UF
1st	8:17	UF - C. Moore 3-yd pass from Tebow (Phillips kick), 9-59 4:28	UA 0 - UF 7
	7:23	UA - Coffee 18-yd run (Tiffin kick), 2-82 0:54	UA 7 - UF 7
	3:28	UA - Tiffin 30-yd field goal, 5-12 2:15	UA 10 - UF 7
2nd	8:59	UF - Phillips 19-yd field goal, 8-67 3:51	UA 10 - UF 10
	2:59	UF - Nelson 5-yd pass from Tebow (Phillips kick), 9-57 4:20	UA 10 - UF 17
3rd	6:20	UA - Ingram 2-yd run (Tiffin kick), 15-91 6:53	UA 17 - UF 17
	0:08	UA - Tiffin 27-yd field goal, 10-65 3:40	UA 20 - UF 17
4th	9:21	UF - Demps 1-yd run (Phillips kick), 11-62 5:47	UA 20 - UF 24
	2:50	UF - Cooper 5-yd pass from Tebow (Phillips kick), 8-65 4:37	UA 20 - UF 31

TEAM STATISTICS

	UA	UF
First Downs	18	19
Rushes-Yards (Net)	33-136	42-142
Passing Yards (Net)	187	216
Passes Att-Comp-Int.	12-25-1	14-22-0
Total Offense Plays-Yards	58-323	64-358
Punt Returns-Yards	2-20	3-25
Kickoff Returns-Yards	4-95	5-121
Punts-Average	4-41.0	3-47.7
Fumbles-Lost	0-0	0-0
Penalties-Yards	2-31	6-45
Possession Time	27:56	32:04
Sacks By: Number-Yards	1-2	1-11

INDIVIDUAL STATISTICS

Passing	UF - Tebow 14-22-216-0 (3 TD)
	UA - Parker Wilson 12-25-187-1
Rushing	UF - Tebow 17-57, Demps 14-53 (TD), Moody 4-23, James 3-7, Murphy 1-4, Rainey 1-1, TEAM 2-(-3)
	UA - Coffee 21-112 (TD), Ingram 8-21 (TD), Parker Wilson 3-2, Fitzgerald 1-1
	UF - Murphy 4-86, Hernandez 3-43, Nelson 3-27 (TD), Cooper 2-56 (TD), C. Moore 1-3 (TD), K. Moore 1-1
Receiving	UA - Jones 5-124, Walker 3-37, Hanks 3-19, Coffee 1-7
	UF - Cunningham 1-11
Sacks	UA - Deaderick 0.5-1, Fanny 0.5-1
	UF - Haden 1-24
Interceptions	UF - Haden 1-24
	UA - None



Quarterback Tim Tebow was voted the Most Valuable Player of the 2008 SEC Championship Game, completing 14-of-22 passes for 216 yards and three touchdowns. He also led the Gators with 57 rushing yards on 17 carries. Tebow's five-yard touchdown pass to Riley Cooper with 2:50 left in the game sealed the victory for UF.

RING OF HONOR

WILBER MARSHALL

A two-time consensus first-team All-American and the 1983 National Defensive Player of the Year, Marshall played linebacker for the Gators from 1980-83...ABC Television selected him as the National Defensive Player of the Year in 1983...Finalist for the Lombardi Award in both his junior and senior seasons...Finished his career with 343 tackles (210 solo), including a school-record 23 quarterback sacks...Was selected in 1999 as the Gainesville Sun's Defensive Player of the Century...First-round draft pick by the Chicago Bears in 1984 and enjoyed a 12-year career in the NFL...Was a three-time All-Pro selection (1986, '87, '92) and also earned a pair of Super Bowl rings with Chicago and Washington...In the 1985 season, he was part of a Bears' defensive unit which allowed the fewest yards, rushing yards and points per game in the NFL...Won another championship ring with the Redskins in the 1991 season...During his dozen NFL seasons, Marshall recorded 45 sacks and intercepted 23 passes, which he returned for 304 yards and three touchdowns...Recovered 16 fumbles, returning them for 70 yards and one touchdown... Among the few players who have recorded 20 sacks and 20 interceptions in their career...Has been nominated for the Pro Football Hall of Fame in Canton, Ohio, and was inducted into the College Football Hall of Fame in 2008...Inducted into Florida's Ring of Honor in September 2008.

EMMITT SMITH

A unanimous first-team All-America selection, Smith finished seventh in the Heisman Trophy voting in 1989 and ninth in 1987...Three-time first-team All-SEC pick...SEC Player of the Year in 1989...SEC Freshman of the Year in 1987...Was enshrined at the College Football Hall of Fame in South Bend, Ind., during the 2006 ceremonies...Broke 58 school records en route to rushing for 3,928 yards and 36 touchdowns in only three seasons as a Gator...Rushed for 1,599 yards and 16 scores as a junior...First-round draft pick by the Dallas Cowboys in 1990...Enjoyed 15 seasons in the NFL with the Cowboys and Arizona Cardinals...The NFL's all-time leading rusher with 18,355 career yards, 164 touchdowns and three Super Bowl rings...Led the NFL in rushing four times (1991-93, 1995) and rushing touchdowns three times (1992, 1994, 1995)...NFL's Most Valuable Player in 1993, the MVP of Super Bowl XXVIII and made eight Pro Bowls throughout his career... Holds the career Super Bowl record for rushing touchdowns with five, and his 175 total touchdowns rank him second to only Jerry Rice's 207 scores...Sum of his rushing yards, receiving yards (3,224) and fumble return yards (-15), gave him a total of 21,564 yards from the line of scrimmage, making him one of only four players in NFL history to eclipse the 21,000-combined yards mark...Inducted into the Pro Football Hall of Fame in 2010...Inducted into Florida's Ring of Honor in September 2006.

STEVE SPURRIER

The 1966 Heisman Trophy winner, Spurrier earned All-America status in 1965 and 1966 (unanimous)...Shattered every school record at the time for game, season and career in passing and total offense on his way to establishing numerous SEC marks...Completed 392 passes for 4,848 yards and 36 touchdowns in his UF career...Compiled a 122-27-1 record from 1990-2001, the most wins for a Gator coach in school history and a winning percentage (.817) that ranked among the top three in SEC history...The 1996 season saw the team capture its first-ever National Championship with a 52-20 win over rival Florida State in the Sugar Bowl...Led the Gators to six SEC titles (1991, 1993-96, 2000), second only to Paul "Bear" Bryant, and was a three-time SEC Coach of the Year recipient... Only coach in SEC history, and one of only two coaches in major college history, to lead a squad to six-straight seasons of 10 or more wins (1993-98)...Achieved 100 career victories at Florida in a faster time period (10th season, eighth game) than any major college coach at a school in the 20th century...One of only five major college coaches in history and only the second in SEC annals, to lead a school to 100 wins during a decade (102-22-1 at UF from 1990-99)...Coached UF to back-to-back National Championship Game appearances (1995, '96)...Became the first person to have both won a Heisman Trophy and to have coached a Heisman Trophy winner (Danny Wuerffel in 1996)...Inducted into Florida's Ring of Honor in September 2006.

DANNY WUERFFEL

Perhaps the most decorated player in Florida's football history, Wuerffel won the 1996 Heisman Trophy while quarterbacking the Gators to the consensus national championship...Led UF to four SEC titles and a pair of national championship games... Only Heisman Trophy recipient to receive the Draddy Scholarship Trophy, which is presented by the National Football Foundation and the College Football Hall of Fame to the nation's top football scholar-athlete...First-team All-America selection in 1995 and 1996 and two-time recipient of the O'Brien National Quarterback of the Year Award in those same campaigns...Completed his Gator career completing 708 of 1,170 passes for 10,875 yards with 114 touchdown passes, best in SEC history and second-most in major college history... Career pass efficiency rating of 163.56 was the best in major college history and his percentage of passes which went for a touchdown (9.74) ranked first in collegiate history...In 1995, his efficiency rating of 178.4 set a single-season collegiate record...During his Heisman-winning season of 1996, he completed 207 of 360 passes for 3,625 yards (an SEC record at the time) for 39 touchdowns (leading the nation and tops in SEC history) and his efficiency rating of 170.6 made him the first quarterback to ever post a rating of 170 or better in back-to-back years...Named to the Gainesville Sun's UF Team of the Century in 1999 and was chosen the century's top Gator offensive player by that publication...Inducted into Florida's Ring of Honor in September 2006...Inducted into the College Football Hall of Fame in 2013.

JACK YOUNGBLOOD

Regarded as best defensive end in Gator history...Named to All-SEC team for decade of the 1970s, and went on to become an All-Pro star with the Los Angeles Rams after being a first-round draft selection in 1971...Was the Most Outstanding Player in the 1971 Senior Bowl...Was enshrined into the College Football Hall of Fame in 1992 and became the first player from Florida to be inducted into the NFL Hall of Fame in 2001...After leading the team with 66 tackles in 1969, he made All-America the following season...The Rams' defensive captain, he was a three-time winner of the Dan Reeves Award given to that team's Most Valuable Player each season...Was All-Pro in 1974, 1975, 1976, 1978 and 1979 and All-NFC seven times...Played in seven-straight Pro Bowls following each season from 1973 to 1979...Rams played in five NFC championship games and advanced to Super Bowl XIV following the 1979 season...Played in a Rams' record 201-consecutive games and only missed one game in 14 seasons, which came in his final year in 1984...Inducted into Florida's Ring of Honor in September 2006.

CRITERIA TO MERIT CONSIDERATION

For a player or coach to merit consideration for induction into the Gator Football Ring of Honor, at least one of the following criteria must be met. In addition, the individual must have been departed from UF for at least five seasons, and he must be in good standing with the institution.

- Heisman Trophy winners
- Former UF All-Americans inducted into the Pro Football Hall of Fame for accomplishments as players
- Former UF All-Americans who are NFL career category leaders
- Collegiate career category leaders
- Coaches with UF National Championships
- Coaches with at least three UF SEC Championships
- Players with three or more consensus All-America honors (AP, Walter Camp, Sporting News, AFCA, FWAA, UPI)
- Two-Time National Offensive/Defensive Players of Year (AP, Walter Camp, Sporting News, AFCA, FWAA, UPI)

HEISMAN TROPHY WINNERS

See page 92 for a listing of all of Florida's Heisman Trophy finalists and where they finished in the voting.

- Florida is one of two schools in the SEC to have three Heisman winners.
- Florida is one of 10 schools nationally to have three or more winners of the prestigious award.
- Florida is one of only three schools in the nation with three Heisman-winning quarterbacks.
- Florida is one of four schools to have multiple Heisman winners since 1996.
- Steve Spurrier became the first Heisman winner (1966) to coach a Heisman recipient (Danny Wuerffel in 1996).
- Danny Wuerffel is just one of 13 Heisman winners to lead his team to a national championship, pulling off the feat in 1996.
- Tim Tebow became the first sophomore ever to win the Heisman Trophy, claiming the award in 2007.
- ESPN's telecast of the 2007 Heisman Trophy presentation became the network's most-viewed ever in households and total viewers and tied for the highest-rated as Tim Tebow won the coveted award.

DID YOU KNOW?

In the 2008 Heisman Trophy race, Tim Tebow finished third overall, but tallied 309 first-place votes, the most first-place points for a non-winner since 1953, when Paul Giel from Minnesota had 366 first-place votes. Giel finished second overall in the voting to John Lattner (Notre Dame).

HEISMAN WINNERS IN THE SEC

(By School)

FLORIDA	3
Auburn	3
Georgia	2
Texas A&M	2
Alabama	1
LSU	1
South Carolina	1

HEISMAN WINNERS IN THE STATE OF FLORIDA

(By School)

FLORIDA	3
Florida State	3
Miami	2

HEISMAN TROPHY BALLOTING

1966

Name, School	1st	2nd	3rd	Total
STEVE SPURRIER, FLORIDA	433	150	80	1,659
Bob Griese, Purdue	184	95	74	816
Nick Eddy, Notre Dame	39	120	99	456

1996

Name, School	1st	2nd	3rd	Total
DANNY WUERFFEL, FLORIDA	300	158	147	1,363
Troy Davis, Iowa St.	209	206	135	1,174
Jake Plummer, Arizona St.	116	113	111	685

2007

Name, School	1st	2nd	3rd	Total
TIM TEBOW, FLORIDA	462	229	113	1,957
Darren McFadden, Arkansas	291	355	120	1,703
Colt Brennan, Hawaii	54	114	242	632



ALL-AMERICANS

AFCA - American Football Coaches Association

CP - Central Press

AP - Associated Press

FWAA - Football Writers Association of America

NBC - National Broadcasting Company

UPI - United Press International

NEA - Newspaper Enterprise of America

YEAR	NAME	POSITION	TEAM
1928	Dale Van Sickle	End	1st Team AP; 1st Team NEA; 1st Team Grantland Rice
1941	Fergie Ferguson	End	1st Team NEA; 1st Team Grantland Rice
1952	Charles LaPradd	Tackle	1st Team AP; 1st Team New York News
1956	John Barrow	Guard	1st Team FWAA
1958	Vel Heckman	Tackle	1st Team FWAA; 3rd Team AP
1960	Vic Miranda	Guard	Honorable Mention AP
1964	Larry Dupree	Fullback	1st Team AFCA
	Dennis Murphy	Tackle	1st Team Football News
1965	Bruce Bennett	Defensive Back	1st Team UPI
	Charles Casey	Wide Receiver	1st Team AP; 1st Team AFCA
	Larry Gagner	Guard	1st Team NBC; 1st Team Football News
	Lynn Matthews	Defensive End	1st Team NEA
	Steve Spurrier	Quarterback	1st Team FWAA
1966	Bill Carr	Center	1st Team Time; 1st Team Football News
	Steve Spurrier	Quarterback	1st Team AP; 1st Team UPI; 1st Team FWAA; 1st Team AFCA; 1st Team NEA; 1st Team Sporting News; 1st Team Football News; 1st Team Time; 1st Team CP; 1st Team NBC; 1st Team New York News
1968	Guy Dennis	Guard	1st Team UPI; 1st Team New York News; 1st Team Walter Camp
	Larry Smith	Fullback	1st Team Sporting News; 1st Team Football News
1969	Carlos Alvarez	Wide Receiver	1st Team UPI; 1st Team NEA; 1st Team AFCA; 1st Team Football News; 1st Team New York News; 1st Team Walter Camp; 3rd Team AP
	Steve Tannen	Defensive Back	1st Team Football News; 1st Team Time; Honorable Mention AP
	Tommy Durrance	Running Back	Honorable Mention AP
	David Ghesquiere	Defensive End	Honorable Mention AP
	John Reaves	Quarterback	Honorable Mention AP
	Mac Steen	Guard	Honorable Mention AP
1970	Jack Youngblood	Defensive End	1st Team CP; 1st Team FWAA; 1st Team Sporting News; 1st Team Football News; 1st Team Time; 2nd Team AP
	Jim Yancey	Tight End	Honorable Mention AP
1971	John Reaves	Quarterback	1st Team Time
1972	Fred Abbott	Linebacker	Honorable Mention AP
	Nat Moore	Running Back	Honorable Mention AP
1973	Ricky Browne	Defensive End	Honorable Mention AP
	Ralph Ortega	Linebacker	Honorable Mention AP
	Jim Revels	Defensive Back	Honorable Mention AP
1974	Burton Lawless	Guard	1st Team NEA
	Ralph Ortega	Linebacker	1st Team Time; 1st Team Sporting News
	Glenn Cameron	Linebacker	3rd Team AP
	Lee McGriff	Wide Receiver	Honorable Mention AP
1975	Sammy Green	Linebacker	1st Team AP; 1st Team NEA; 1st Team FWAA
	Jimmy DuBose	Running Back	2nd Team AP
	Mike Williams	Offensive Tackle	Honorable Mention AP
1976	Wes Chandler	Wide Receiver	1st Team NEA; 1st Team Football News; 3rd Team AP
1977	Wes Chandler	Wide Receiver	1st Team UPI; 1st Team NEA; 1st Team Sporting News; 1st Team Football News; 2nd Team AP
	Scot Brantley	Linebacker	Honorable Mention AP
	Scott Hutchinson	Guard	Honorable Mention AP
1978	Cris Collinsworth	Wide Receiver	2nd Team AP
	Scot Brantley	Linebacker	Honorable Mention AP
1979	Cris Collinsworth	Wide Receiver	Honorable Mention AP
	David Little	Linebacker	Honorable Mention AP
1980	David Little	Linebacker	1st Team AP; 1st Team FWAA; 1st Team Football News
	Cris Collinsworth	Wide Receiver	1st Team NEA; 2nd Team AP
	Chris Faulkner	Tight End	Honorable Mention AP
	David Galloway	Defensive Tackle	Honorable Mention AP
	Tim Golden	Defensive End	Honorable Mention AP
	Tim Groves	Defensive Back	Honorable Mention AP
1981	David Galloway	Defensive Tackle	3rd Team AP
	Brian Clark	Place Kicker	Honorable Mention AP
	Fernando Jackson	Linebacker	Honorable Mention AP

	James Jones	Fullback	Honorable Mention AP
	Tony Lilly	Defensive Back	Honorable Mention AP
	Wilber Marshall	Linebacker	Honorable Mention AP
1982	Wilber Marshall	Linebacker	1st Team AP; 1st Team FWAA; 3rd Team Football News
	James Jones	Fullback	3rd Team Football News; Honorable Mention AP; Honorable Mention UPI
1983	Wilber Marshall	Linebacker	1st Team AP; 1st Team Walter Camp; 1st Team UPI; 1st Team AFCA; 1st Team Football News
	Tony Lilly	Defensive Back	2nd Team Football News; Honorable Mention AP
	Phil Bromley	Center	Honorable Mention AP
	Dwayne Dixon	Wide Receiver	Honorable Mention AP
	Wayne Peace	Quarterback	Honorable Mention AP
1984	Lomas Brown	Offensive Tackle	1st Team AP; 1st Team AFCA; 1st Team FWAA; 1st Team Walter Camp; 1st Team Sporting News; 2nd Team UPI; 3rd Team Football News
	Alonzo Johnson	Linebacker	1st Team Sporting News; 2nd Team Football News; 2nd Team UPI; 3rd Team AP
	Phil Bromley	Center	2nd Team AP; 2nd Team Football News
	Tim Newton	Defensive Guard	2nd Team AP
	Neal Anderson	Running Back	Honorable Mention AP
	Crawford Ker	Offensive Tackle	Honorable Mention AP
	Jeff Zimmerman	Guard	Honorable Mention AP
1985	Alonzo Johnson	Linebacker	1st Team Football News; 1st Team Scripps Howard; 1st Team College & Pro Weekly; 1st Team Sporting News; 2nd Team UPI; 3rd Team AP
	Jeff Zimmerman	Guard	1st Team Football News; 1st Team Walter Camp; 1st Team Sporting News; 2nd Team UPI; 3rd Team AP
	Neal Anderson	Running Back	Honorable Mention AP
	Kerwin Bell	Quarterback	Honorable Mention AP
	Jarvis Williams	Defensive Back	Honorable Mention AP
	John L. Williams	Fullback	Honorable Mention AP
	Keith Williams	Defensive Tackle	Honorable Mention AP
1986	Jarvis Williams	Defensive Back	1st Team Football News; 2nd Team Sporting News; Honorable Mention AP
	Jeff Zimmerman	Guard	1st Team Walter Camp; 2nd Team Football News; Honorable Mention AP
	Ricky Nattiel	Wide Receiver	2nd Team Sporting News; Honorable Mention AP
	Adrian White	Defensive Back	2nd Team UPI; Honorable Mention AP
	Kerwin Bell	Quarterback	Honorable Mention AP
	Clifford Charlton	Linebacker	Honorable Mention AP
	Keith Williams	Defensive Tackle	Honorable Mention AP
1987	Louis Oliver	Defensive Back	1st Team Sporting News; 2nd Team UPI; 3rd Team Football News; 3rd Team AP
	Clifford Charlton	Linebacker	1st Team Sporting News; Honorable Mention AP
	Jarvis Williams	Defensive Back	1st Team Walter Camp; 1st Team College & Pro Weekly; Honorable Mention AP
	David Williams	Offensive Tackle	2nd Team Football News; Honorable Mention AP
	Emmitt Smith	Running Back	Honorable Mention AP
	Rhondy Weston	Defensive Tackle	Honorable Mention AP
1988	Louis Oliver	Free Safety	1st Team AP; 1st Team AFCA; 1st Team Walter Camp; 1st Team College & Pro Weekly; 1st Team Scripps Howard; 2nd Team Sporting News; 2nd Team Football News
	Trace Armstrong	Defensive Tackle	1st Team Sporting News; 2nd Team Football News; Honorable Mention AP
	Jeff Roth	Guard	2nd Team Sporting News
	David Williams	Offensive Tackle	2nd Team Football News; Honorable Mention AP; Honorable Mention Sporting News
	John David Francis	Place Kicker	Honorable Mention AP
	Huey Richardson	Linebacker	Honorable Mention Sporting News
	Emmitt Smith	Running Back	Honorable Mention AP; Honorable Mention Sporting News
	Rhondy Weston	Defensive Tackle	Honorable Mention AP; Honorable Mention Sporting News

1989	Emmitt Smith	Running Back	1st Team AP; 1st Team UPI; 1st Team AFCA; 1st Team Walter Camp; 1st Team Scripps Howard; 1st Team FWAA; 1st Team Football News; 1st Team Sporting News	
	Richard Fain	Cornerback	2nd Team UPI; Honorable Mention Sporting News	
	John Durden	Offensive Tackle	Honorable Mention Sporting News	
	Godfrey Myles	Linebacker	Honorable Mention Sporting News	
	Huey Richardson	Linebacker	Honorable Mention Sporting News; Honorable Mention UPI	
1990	Huey Richardson	Linebacker	1st Team AP; 1st Team Football News; 2nd Team UPI; 2nd Team Sporting News	
	Will White	Free Safety	1st Team FWAA; 2nd Team UPI; 2nd Team Sporting News; 3rd Team AP	
	Kirk Kirkpatrick	Tight End	2nd Team AP; 2nd Team UPI; 2nd Team Sporting News; 2nd Team Football News	
	Richard Fain	Cornerback	2nd Team United-Press International (UPI)	
	Shane Matthews	Quarterback	Honorable Mention UPI	
1991	Brad Culpepper	Defensive Tackle	1st Team AP; 1st Team Football News; 1st Team AFCA; 1st Team Scripps Howard; 1st Team Sporting News	
	Cal Dixon	Center	2nd Team AP; 2nd Team Football News; 2nd Team Sporting News	
	Shane Matthews	Quarterback	2nd Team Football News; 3rd Team AP	
	Shayne Edge	Punter	2nd Team Sporting News; Honorable Mention Football News	
	Hesham Ismail	Guard	3rd Team AP; Honorable Mention Football News	
	Arden Czynewski	Place Kicker	Honorable Mention Football News	
	Willie Jackson	Wide Receiver	Honorable Mention Football News	
	Tony McCoy	Defensive Tackle	Honorable Mention Football News	
	Tim Paulk	Linebacker	Honorable Mention Football News	
	Errict Rhett	Running Back	Honorable Mention Football News	
Will White	Free Safety	Honorable Mention Football News		
1992	Shane Matthews	Quarterback	2nd Team UPI; Honorable Mention Football News	
	Shayne Edge	Punter	Honorable Mention Football News	
	Harrison Houston	Wide Receiver	Honorable Mention Football News	
	Willie Jackson	Wide Receiver	Honorable Mention Football News	
	Carlton Miles	Linebacker	Honorable Mention Football News; Honorable Mention UPI	
	Errict Rhett	Running Back	Honorable Mention Football News	
	Jim Watson	Guard	Honorable Mention Football News	
	Will White	Free Safety	Honorable Mention Football News	
	1993	Judd Davis	Place Kicker	1st Team UPI; 3rd Team AP; Honorable Mention Football News
		Shayne Edge	Punter	Honorable Mention Football News
William Gaines		Defensive Tackle	3rd Team AP; Honorable Mention UPI; Honorable Mention Football News	
Reggie Green		Offensive Tackle	Honorable Mention Football News; Honorable Mention UPI	
Jack Jackson		Wide Receiver	Honorable Mention Football News	
Willie Jackson		Wide Receiver	Honorable Mention Football News	
Larry Kennedy		Cornerback	Honorable Mention Football News	
Jason Odom		Offensive Tackle	Honorable Mention Football News	
Errict Rhett		Running Back	1st Team Football News; Honorable Mention United-Press International (UPI)	
Ed Robinson		Linebacker	Honorable Mention Football News	
1994	Jack Jackson	Wide Receiver	1st Team AP; 1st Team AFCA; 1st Team College Sports; 1st Team Football News; 1st Team FWAA; 1st Team Scripps Howard; 1st Team Sporting News; 1st Team UPI	
	Kevin Carter	Defensive End	1st Team College Sports; 1st Team Football News; 1st Team Sporting News; 1st Team UPI; 1st Team Walter Camp; 2nd Team AP	
	Jason Odom	Offensive Tackle	2nd Team Football News; 3rd Team AP; Honorable Mention UPI	
	Judd Davis	Place Kicker	Honorable Mention UPI; Honorable Mention Football News	
1995	Shayne Edge	Punter	Honorable Mention UPI	
	Ellis Johnson	Defensive Tackle	Honorable Mention UPI; Honorable Mention Football News	
	Jason Odom	Offensive Tackle	1st Team AP; 1st Team AFCA; 1st Team Football News; 1st Team FWAA; 1st Team Sporting News; 1st Team UPI; 1st Team Walter Camp	

1996	Danny Wuerffel	Quarterback	1st Team Football News; 2nd Team AP	
	Chris Doering	Wide Receiver	2nd Team AP; 3rd Team Football News	
	Lawrence Wright	Strong Safety	3rd Team Football News	
	Mark Campbell	Defensive End	Honorable Mention Football News	
	Ben Hanks	Linebacker	Honorable Mention Football News	
1997	Reidel Anthony	Wide Receiver	1st Team AP; 1st Team Football Writers; 1st Team Sporting News; 1st Team Football News; Honorable Mention Football News	
	Danny Wuerffel	Quarterback	1st Team AP; 1st Team Football News; 1st Team AFCA; 1st Team Sporting News	
	Ike Hilliard	Wide Receiver	1st Team Football News; 1st Team AFCA; 2nd Team AP; 1st Team Walter Camp	
	Donnie Young	Guard	2nd Team Football News; 2nd Team Sporting News	
	Jeff Mitchell	Center	3rd Team AP; Honorable Mention Football News	
	Anthone Lott	Cornerback	3rd Team Football News	
	Fred Weary	Cornerback	Honorable Mention Football News	
	Jacquez Green	Wide Receiver	1st Team AP; 1st Team FWAA; 1st Team Walter Camp; 2nd Team Sporting News; 3rd Team Football News	
	Fred Weary	Cornerback	1st Team Football News; 1st Team Walter Camp; 1st Team Sporting News; 1st Team AFCA; 2nd Team AP	
	Fred Taylor	Running Back	1st Team Walter Camp; 3rd Team AP; 3rd Team Sporting News; Honorable Mention Football News	
1998	Ed Chester	Defensive Tackle	3rd Team AP	
	Jevon Kearse	Linebacker	1st Team Walter Camp; 1st Team Football News; 2nd Team AP; 2nd Team Sporting News	
	Mike Peterson	Linebacker	1st Team Sporting News; 2nd Team AP; Honorable Mention Football News	
	Ed Chester	Defensive Tackle	2nd Team AP	
	Travis McGriff	Wide Receiver	3rd Team AP; 3rd Team Football News; 3rd Team Sporting News	
1999	Tony George	Strong Safety	Honorable Mention Football News	
	Alex Brown	Defensive End	1st Team Walter Camp; 1st Team Football News; 2nd Team AP; 3rd Team Sporting News	
	Jeff Chandler	Place Kicker	2nd Team AP; 2nd Team Sporting News; Honorable Mention Football News	
	Darrell Jackson	Wide Receiver	3rd Team Football News	
2000	Lito Sheppard	Defensive Back	1st Team AP; 1st Team AFCA; 1st Team CNN/Sports Illustrated; 1st Team FWAA; 1st Team Sporting News; 2nd Team ABC Sports BCS Football.com; 2nd Team College Football News; 2nd Team Sporting News	
	Jabar Gaffney	Wide Receiver	1st Team College Football News; 2nd Team ABC Sports BCS Football.com; 3rd Team AP; Honorable Mention Football News	
	Kenyatta Walker	Offensive Tackle	2nd Team AP; 2nd Team Walter Camp; 3rd Team Football News	
	Alex Brown	Defensive End	2nd Team ABC Sports BCS Football.com; 2nd Team Walter Camp; 3rd Team AP; Honorable Mention College Football News	
	Mike Pearson	Offensive Tackle	2nd Team ABC Sports BCS Football.com	
	Jeff Chandler	Place Kicker	Honorable Mention Football News	
	2001	Alex Brown	Defensive End	1st Team AP; 1st Team Walter Camp; 1st Team FWAA; 2nd Team Sporting News; 2nd Team Football News
		Jabar Gaffney	Wide Receiver	1st Team AP; 1st Team AFCA; 1st Team Walter Camp; 1st Team FWAA; 1st Team Football News; 1st Team Sporting News
		Rex Grossman	Quarterback	1st Team AP; 1st Team Walter Camp; 1st Team Football News; 3rd Team Sporting News
		Mike Pearson	Offensive Line	1st Team AP; 1st Team FWAA; 1st Team Sporting News; 2nd Team Football News
Lito Sheppard		Cornerback	2nd Team AP; 2nd Team Sporting News	
2002	Andra Davis	Linebacker	2nd Team Sporting News; 3rd Team AP	
	Zac Zedalis	Center	4th Team Sporting News	
	Reche Caldwell	Wide Receiver	Honorable Mention Football News	
	Mike Degory	Center	The Sporting News All-Freshman; Scripps/FWAA All-Freshman	

ALL-AMERICANS *(Continued)*

2003	Channing Crowder	Linebacker	Scripps/FWAA Freshman All-America Team; Rivals.com Freshman All-America Team	Brandon Spikes	Linebacker	AFCA Coaches; Walter Camp 1st Team; Sports Illustrated 1st Team; FWAA 1st Team; Sporting News 1st Team; AP 1st Team; Pro Football Weekly Honorable Mention; Phil Steele 1st Team; Rivals.com 1st Team	
	Chris Leak	Quarterback	Scripps/FWAA Freshman All-America Team; Rivals.com Freshman All-America Team	Tim Tebow	Quarterback	AP 3rd Team; Sports Illustrated Honorable Mention; Pro Football Weekly Honorable Mention; Phil Steele 2nd Team; Sporting News 2nd Team	
	Ray McDonald	Defensive Tackle	Scripps/FWAA Freshman All-America Team	Phil Trautwein	Offensive Line	Sports Illustrated 2nd Team; Rivals.com 3rd Team	
	Keiwan Ratliff	Cornerback	1st Team AP; 1st Team Walter Camp; 1st Team FWAA; 1st Team Sporting News; 1st Team Rivals.com; 1st Team Sports Illustrated.com; 1st Team CSTV	Major Wright	Defensive Back	CollegeFootballNews.com All-Sophomore Honorable Mention	
	Shannon Snell	Guard	1st Team Sporting News	2009	Joe Haden	Cornerback	1st Team AFCA; 1st Team AP; 1st Team FWAA; 1st Team Sporting News; 1st Team Walter Camp; 1st Team CBSSports.com; 1st Team CollegeFootballNews.com; 1st Team DB Phil Steele; 1st Team Pro Football Weekly
	Ben Troupe	Tight End	1st Team Rivals.com; 1st Team Sports Illustrated.com; 1st Team CSTV; 2nd Team AP; 2nd Team Sporting News	Aaron Hernandez	Tight End	1st Team AP; 1st Team Sporting News; 1st Team CollegeFootballNews.com; 2nd Team Phil Steele; Honorable Mention Pro Football Weekly	
	Eric Wilbur	Punter	Rivals.com Freshman All-America Team	Omar Hunter	Defensive Tackle	2nd Team All-Freshmen DL CollegeFootballNews.com	
2004	Channing Crowder	Linebacker	ESPN All-America Team	Xavier Nixon	Offensive Line	All-Freshman Honorable Mention OL CollegeFootballNews.com	
	Ciatrick Fason	Running Back	Honorable Mention Sports Illustrated.com	Maurkice Pouncey	Center	1st Team FWAA; 1st Team Sporting News; 1st Team Walter Camp; 2nd Team AP; 1st Team CBSSports.com; 1st Team CB CollegeFootballNews.com; 1st Team Phil Steele; 1st Team Pro Football Weekly	
	Brandon Siler	Linebacker	Scripps/FWAA Freshman All-America Team; Rivals.com Freshman All-America Team	Mike Pouncey	Offensive Line	2nd Team AP; 1st Team Pro Football Weekly	
2005	Chad Jackson	Wide Receiver	Honorable Mention Pro Football Weekly	Brandon Spikes	Linebacker	1st Team AP; 1st Team Sporting News; 1st Team Walter Camp; 2nd Team CBSSports.com; 2nd Team Phil Steele; Honorable Mention Pro Football Weekly	
2006	Percy Harvin	Wide Receiver	Scripps/FWAA Freshman All-America Team; Rivals.com Freshman All-America Team; 2nd Team Sporting News Freshman All-America Team	Tim Tebow	Quarterback	2nd Team AP; 2nd Team Sporting News; 2nd Team Walter Camp; 3rd Team Phil Steele; Honorable Mention CollegeFootballNews.com	
	Brandon James	Kick Returner	Rivals.com Freshman All-America Team; Honorable Mention Sporting News Freshman All-America Team	2010	Ahmad Black	Safety	1st Team Rivals.com; 2nd Team AP
	Reggie Nelson	Safety	1st Team Walter Camp; 1st Team AP; 1st Team FWAA; 1st Team All-American Football Foundation; 1st Team Rivals.com	Andre Debose	Kick Returner	Sporting News All-American All-Freshman Team	
	Brandon Siler	Linebacker	3rd Team AP	Jon Halapio	Offensive Line	Sporting News All-American All-Freshman Team	
	Ryan Smith	Cornerback	2nd Team AP; 3rd Team Rivals.com	Chas Henry	Punter	1st Team Walter Camp; 1st Team AP; 1st Team Scout.com; 1st Team Rivals.com; 1st Team Sporting News	
	Tim Tebow	Quarterback	Honorable Mention Sporting News Freshman All-America Team	Janoris Jenkins	Cornerback	3rd Team Rivals.com	
2007	Joe Haden	Cornerback	1st Team CollegeFootballNews.com Freshman All-America; Honorable Mention Sporting News Freshman All-America Team	2011	Chaz Green	Offensive Line	1st Team All-Freshmen Phil Steele; FWAA Freshman All-American
	Percy Harvin	Wide Receiver	1st Team Sporting News; 2nd Team Phil Steele; 2nd Team Rivals.com	Marcus Roberson	Defensive Back	2nd Team All-Freshmen Phil Steele	
	Aaron Hernandez	Tight End	Honorable Mention CollegeFootballNews.com Freshman All-America	De'Ante Saunders	Defensive Back	3rd Team All-Freshmen Phil Steele	
	Brandon James	Kick Returner	1st Team Phil Steele; 2nd Team Sporting News; 2nd Team Rivals.com; Honorable Mention CollegeFootballNews.com	Caleb Sturgis	Kicker	1st Team ESPN.com; 2nd Team CBSSports.com; 2nd Team Walter Camp; 2nd Team Yahoo! Sports; 2nd Team Sports Illustrated; 2nd Team Rivals.com; 2nd Team AP; 3rd Team Phil Steele; Honorable Mention Pro Football Weekly	
	Maurkice Pouncey	Guard	1st Team Freshman All-America CollegeFootballNews.com; 1st Team Freshman All-America Rivals.com; 2nd Team Sporting News Freshman All-America	2012	Kyle Christy	Punter	2nd Team Walter Camp; 2nd Team Phil Steele; 3rd Team CBSSports.com; 3rd Team AP; Honorable Mention SI.com; Honorable Mention Pro Football Weekly
	Brandon Spikes	Linebacker	Honorable Mention CollegeFootballNews.com	Matt Elam	Safety	1st Team Sporting News; 1st Team CBSSports.com; 1st Team AP; 1st Team SI.com; 2nd Team Walter Camp; 2nd Team Phil Steele	
	Tim Tebow	Quarterback	1st Team AP; 1st Team FWAA; 1st Team Walter Camp; 1st Team ESPN.com; 1st Team CBSSports.com; 1st Team SI.com; 1st Team Sporting News; 1st Team CollegeFootballNews.com; 1st Team Phil Steele; 1st Team Rivals.com	Shariff Floyd	Defensive Line	1st Team Sporting News; 3rd Team AP; 3rd Team Phil Steele	
	Major Wright	Safety	1st Team CollegeFootballNews.com Freshman All-America; 2nd Team Rivals.com Freshman All-America; Honorable Mention Sporting News Freshman All-America	Dante Fowler, Jr.	Defensive Line	1st Team All-Freshman CBSSports.com; 2nd Team All-Freshman Phil Steele; 2nd Team All-Freshman FoxSportsNext.com; 2nd Team All-Freshman Scout.com	
2008	Ahmad Black	Safety	CollegeFootballNews.com 2nd Team All-Sophomore Selection	D.J. Humphries	Offensive Line	1st Team All-Freshman Sporting News	
	Jeff Demps	Running Back	CBSSports.com Midseason Freshman All-American; CollegeFootballNews.com All-Freshman Honorable Mention	Caleb Sturgis	Kicker	1st Team Sporting News; 2nd Team CBSSports.com; 3rd Team AP; 3rd Team Phil Steele; Honorable Mention SI.com	
	Carlos Dunlap	Defensive End	CollegeFootballNews.com 2nd Team All-Sophomore Selection	2013	Dante Fowler, Jr.	Defensive Line	1st Team All-Sophomore College Football News
	Joe Haden	Cornerback	CollegeFootballNews.com All-Sophomore Selection	Vernon Hargreaves	Defensive Back	3rd Team AP; 1st Team All-Freshman College Football News; 1st Team All-Freshman FWAA; 1st Team All-Freshman 247 Sports; 1st Team All-Freshman Athlon Sports; 1st Team All-Freshman Sporting News	
	Percy Harvin	All-Purpose	1st Team AFCA; Walter Camp 2nd Team; AP 2nd Team; Sports Illustrated 2nd Team; Phil Steele 2nd Team; Rivals.com 1st Team CollegeFootballNews.com All-Sophomore Honorable Mention	Kelvin Taylor	Running Back	Honorable Mention All-Freshman Sporting News	
	Aaron Hernandez	Tight End	CollegeFootballNews.com All-Sophomore Honorable Mention				
	Will Hill	Safety	CollegeFootballNews.com 2nd Team All-Freshman				
	Brandon James	Punt Returner	Sporting News 1st Team; Rivals.com 1st Team; Phil Steele 1st Team				
		Special Teams	FWAA 1st Team				
		Kick Returner	Sports Illustrated Honorable Mention				
		Return Specialist	Pro Football Weekly Honorable Mention				
	Janoris Jenkins	Cornerback	FWAA Freshman All-American; Sporting News' Freshman All-American; CollegeFootballNews.com All-Freshman Selection				
	Maurkice Pouncey	Center	CollegeFootballNews.com All-Sophomore Selection				
	Mike Pouncey	Guard	CollegeFootballNews.com All-Sophomore Selection				
	Chris Rainey	Running Back	CollegeFootballNews.com All-Freshman Honorable Mention				

FIRST-TEAM ALL-AMERICANS



1928

END

Dale VAN SICKEL

Florida's first All-American. A two-way offensive and defensive standout. Noted as one of college football's premier pass receivers. Played on the nation's highest-scoring team (336 points in nine games). The late Van Sichel went on to become one of Hollywood's top stunt men for nearly five decades and was twice president of the Motion Picture Stunt Men's Association.



1941

END

Forrest "Fergie" FERGUSON

Great two-way end that made as many big plays on defense as he did on offense. Star receiver during days of limited passing attacks, he set records which would stand from the early 1940s until the pro-style passing game of the 1960s, including most receptions (43), receiving yards (668), TD passes in a season (five in 1941), longest scoring reception (74 yards from Tommy Harrison vs. Miami in 1941). Injured in Normandy invasion in 1944, awarded DSC for Gallantry in Action, and died of his war wounds in 1954.



1952

TACKLE

Charlie LaPRADD

Rugged lineman who was an Army paratrooper prior to resuming his collegiate career. One of the most outstanding linemen in Florida history, he played offense and defense on the Gators' first bowl team, which won the 1953 Gator Bowl. Later went into coaching at FSU then began a career in athletic administration. Was president of St. John's River Community College from 1966-72. LaPradd passed away on Feb. 1, 2006.



1956

GUARD

John BARROW

Consensus All-American and SEC Lineman of the Year in 1956. Played in 1957 Senior Bowl game and North-South game. Became an All-CFL lineman with Hamilton, playing 15 seasons. Retired and became general manager at Toronto and other CFL teams prior to going into business in Canada. His son, Greg, was a UF letterman in 1980.



1958

TACKLE

Vel HECKMAN

Came out of Pennsylvania to become one of the finest defensive tackles in Gator history. Not unusually big, he made up for it with great quickness and nose for the football. Played in 1959 Senior Bowl game. Following graduation, he went into coaching and finished his career in that area as head football coach at Lakeview of Winter Garden.



1964

FULLBACK

Larry DUPREE

In 1964, became only the third back in league history to earn first-team All-SEC for the third time. Captain and All-American that season. An explosive, quick and durable runner who was second on the all-time Florida rushing list with 1,725 yards in three seasons. Played in 1965 Coaches' All-American game.



1965

DEFENSIVE END

Lynn MATTHEWS

Quick, tough and competitive end generally regarded as the finest at his position during the Ray Graves decade at Florida. Three-year starter who capped his career by helping lead Gators to Sugar Bowl berth. Was noted as a "big play" man for his ability to force and recover fumbles and make tackles in enemy backfield. Former president of New York Times Regional Newspapers in Tampa.



1965

DEFENSIVE BACK

Bruce BENNETT

Two-year All-SEC choice named top safety in the league in 1965 and first-team All-American the same season. Set school career record for interceptions with 13, tied for single-game mark with three. Defensive captain of 1966 Sugar Bowl team. Went on to All-CFL stardom with Regina, and after nearly a decade in that league he returned to coach high school football in Georgia. In 1999, named to Gainesville Sun's UF Team of the Century.



1965

GUARD

Larry GAGNER

High school fullback converted to offensive guard. He started two seasons and helped lead the 1965 team into Sugar Bowl. Played in 1966 Senior Bowl and College All-Star game. Started on offensive line for Pittsburgh and Kansas City. Majored in art at Florida.



1965

END

Charley CASEY

Two-time All-SEC and leading receiver in league history at the end of his career. Caught 58 passes to top SEC in 1965 and was second-leading career receiver for Florida with 123 catches from 1963-65. Academic All-SEC in 1965. In 1966, he played in Senior Bowl and Coaches' All-America Game.



1965-66

QUARTERBACK

Steve SPURRIER

1966 Heisman Trophy Recipient

Two-year All-American, 1966 Heisman Trophy winner and SEC Player of the Year. Broke every school record for game, season and career in passing and total offense and all league records for passing. Was first player in history of Sugar Bowl to win MVP trophy for losing team following 20-18 loss to Missouri in which he broke six game records. Went on to play 10 years of professional football with San Francisco and Tampa, setting a 49ers' game mark by throwing five touchdown passes versus the Chicago Bears. Named to College Football Hall of Fame in 1986. Was inducted into Florida's Ring of Honor in September 2006. Currently the head coach at South Carolina.

	PA	PC	INT	YDS	PCT	TD
1966	291	179	8	2,012	.615	16
Career	692	392	31	4,848	.566	36

FIRST-TEAM ALL-AMERICANS



1966

CENTER

Bill
CARR

Offensive captain for 1967 Orange Bowl team. Started 32 consecutive games at center and earned All-America honors as a senior. Played in 1967 Senior Bowl. Drafted by New Orleans but an ROTC commitment resulted in his entering U.S. Army and serving in Korea. UF Athletics Director (1980-86).



1968

RUNNING BACK

Larry
SMITH

In 1968, he became only the fifth offensive back in SEC history to earn All-SEC honors three-straight years.

Top career rusher in Gator history with 2,186 yards from 1966-68. Topped career chart in rushing attempts with 520, touchdowns scored with 26 and in points scored with 156. Touchdown run of 94 yards versus Georgia Tech (1967) set Orange Bowl record. Played in NFL for Los Angeles (first-round selection) and Washington.



1968

GUARD

Guy
DENNIS

Offensive captain of 1968 team. Two-year All-SEC offensive guard. Came out of rural Walnut Hill in the

Panhandle to become one of the finest linemen in Gator history. Played in 1969 North-South Senior Bowl. Played 10 years in the NFL, first with Cincinnati and then Detroit.



1969

WIDE RECEIVER

Carlos
ALVAREZ

Consensus All-American in 1969 following a record-breaking season in which he had 88 catches for 1,329 yards and 12 touchdowns. Finished career with Gator career marks for receptions (172) and yards (2,563) and single-game records for receiving yards (238 vs. Miami) and receptions (15 vs. Miami). Winner of NCAA Post-Graduate Scholarship. Named to GTE Academic All-America Hall of Fame in 1989. In 1999, named to Gainesville Sun's UF Team of the Century. A 2011 inductee into the College Football Hall of Fame.



1969

DEFENSIVE BACK

Steve
TANNEN

Two-year All-SEC choice, voted top defensive back in league in 1969. Tied for second in career interceptions for Gators with 11 when he completed career. Returned two punts for touchdowns during his career. Noted as kick blocker on special teams (blocked three in 1969, blocked a punt which was returned for touchdown in 14-13 win over Tennessee in Gator Bowl game). Played for New York Jets in the NFL. In 1999, named to Gainesville Sun's UF Team of the Century.



1970

DEFENSIVE END

Jack
YOUNGBLOOD

Regarded as best defensive end in Gator history. Named to All-SEC team for decade 1970's. Rugged competitor who went on to become an All-Pro star with the Los Angeles Rams after being a first-round draft selection in 1971. Following his final college season he played in the 1971 Senior Bowl and was named the Most Outstanding Player in the contest. Named to the College Football Hall of Fame in 1992 and Pro Football Hall of Fame in 2001. Was inducted into Florida's Ring of Honor in September 2006. In 1999, he was named to Gainesville Sun's Team of the Century.



1971

QUARTERBACK

John
REAVES

A first-team All-America selection in 1971 that completed his career (1969-71) as Florida's, the SEC's, and the NCAA's all-time leading passer with 7,581 yards. Also set SEC record for career touchdown passes with 56. A first-round selection in the 1972 NFL Draft by Philadelphia. Played for the Eagles (1972-75), Cincinnati (1975-78), Minnesota (1979) and Houston (1981) in the NFL. Was QB for Steve Spurrier with Tampa Bay of USFL from 1983-85. Served as coach at Florida from 1990-94.



1974

GUARD

Burton
LAWLESS

Noted as a pulling guard at Florida. Strong and agile, he started for three seasons on offensive line. Played in 1975 College All-Star game and Senior Bowl. Drafted by the Dallas Cowboys and started in the Super Bowl as a rookie. Pro career ended by serious farming accident. In 1999, named to the Gainesville Sun's UF Team of the Century.



1974

LINEBACKER

Ralph
ORTEGA

All-SEC two years and All-American in 1974 as he helped lead Gators to Sugar Bowl. Starter for three seasons, during which he made 357 tackles, forced 12 fumbles, recovered eight and intercepted five passes. Played in 1975 College All-Star game. Academic All-American. Went on to play for the Atlanta Falcons and Miami Dolphins.



1975

LINEBACKER

Sammy
GREEN

Alternated between nose guard and linebacker during career in which he started for three seasons. Finished 1975 season with a remarkable 202 total tackles. Averaged eight tackles per game during his career and 13 per game during his All-America season of 1975. Played in 1976 Senior Bowl. Played in the NFL with the Houston Oilers and Seattle Seahawks.



1976-77

WIDE RECEIVER

Wes CHANDLER

Despite playing in run-oriented Wishbone, he was one of the best pass receivers in Gator history, earning first-team All-America in both 1976 and 1977. Caught 92 passes in his career, good for 1,963 yards and a school-record 22 touchdowns. He scored a then school-record 28 touchdowns during career and was the highest scoring non-kicker in Florida history with 172 points. Played in 1978 Senior Bowl and East-West game. An All-Pro wide receiver with the San Diego Chargers before retiring in 1988. He was named the NFL Wide Receiver of the Year in 1982 by the NFL Alumni Association, as well as the NFL Player of the Year. During his NFL career, tallied 559 receptions for 8,966 yards, both all-time highs among former Florida Gators, along with 56 receiving touchdowns. In 1999, named to the Gainesville Sun's UF Team of the Century.



1980

WIDE RECEIVER

Cris COLLINSWORTH

Brilliant all-around player. Ranked fourth in school pass receiving charts and is even tied for NCAA record for longest touchdown pass, 99 yards against Rice as a freshman QB in 1977. During Gator career he caught 120 passes for 1,937 yards and 14 touchdowns. He ran for two other touchdowns and returned a kickoff for another. Academic All-American. In his first three seasons in the NFL, he was an All-Pro wide receiver with Cincinnati. In 2001, he was inducted into the Verizon Academic All-America Hall of Fame. Currently the color analyst for NBC's Sunday Night Football.



1980

LINEBACKER

David LITTLE

Came out of the shadow of his older brother Larry Little, All-Pro guard for years with the Miami Dolphins, to become one of the most outstanding linebackers in a long history of good ones at Florida. Started three years. Intercepted nine passes. Played in 1981 Japan Bowl and East-West game. Had 375 tackles during Gator career. A starter at linebacker for the Steelers for several years. In 1999 named to the Gainesville Sun's UF Team of the Century. Little passed away in 2005.



1981

DEFENSIVE TACKLE

David GALLOWAY

Despite injuries, his career included starting at either defensive end or tackle for the majority of three seasons and he achieved full potential in 1981. Started all 11 games and named All-American. Named Most Outstanding Defensive Player in 1980 Tangerine Bowl. Played in 1982 Olympia Gold Bowl and Hula Bowl. Drafted in the second round in 1982 by the St. Louis Cardinals, where he started for several seasons.



1982-83

OUTSIDE LINEBACKER

Wilber MARSHALL

One of the finest defensive players in Gator history. Two-time consensus All-American at linebacker. Selected as the ABC-TV Chevrolet Defensive Player of the Year in 1983. A finalist for the Lombardi Award in his last two seasons. Finished outstanding career with 343 tackles (210 solo), including a school-record 23 sacks. Was a first-round choice by the Chicago Bears in 1984. All-Pro in 1986, 1987 and 1992. In 1999, named to the Gainesville Sun's UF Team of the Century. Also chosen UF's Defensive Player of the Century by that publication. Marshall was inducted into the College Football Hall of Fame in July 2008. Was inducted into Florida's Ring of Honor in September 2008.



1984

OFFENSIVE TACKLE

Lomas BROWN

A consensus All-American and All-SEC choice his senior season in 1984. Received the Jacobs Blocking Trophy (SEC's top blocker) in 1984; a first for UF. He was a starter throughout most of his four years at UF. He started 31 of his last 33 games and had 34 career starts, all at tackle. Participated in both the Hula Bowl and the Senior Bowl. Drafted in first round of NFL Draft by the Detroit Lions in 1985. Selected to the Pro Bowl in 1990, 1991, 1992, 1994 and 1995. In 1999, named to the Gainesville Sun's UF Team of the Century. Played for the Detroit Lions, Arizona Cardinals, Cleveland Browns and New York Giants, appearing in more NFL games (263) than any other former Gator.



1984-85

LINEBACKER

Alonzo JOHNSON

Was named a first-team All-American by Sporting News in 1984 and 1985. He was also a consensus All-SEC choice both seasons. He completed his career with a school-record 27 sacks and 55 total TFL. His 12 sacks and 19 TFL in 1985 set single-season UF records. He completed his Gator career with 335 total tackles, ninth-best in school history. In 1985, he was one of five finalists for the Butkus Linebacker of the Year Award. Second-round pick in 1986 NFL Draft by Philadelphia and played two seasons with the Eagles.



1985-86

OFFENSIVE LINE

Jeff ZIMMERMAN

Selected first-team All-America by the Walter Camp Football Foundation and Sporting News in 1985. Became the first non-senior offensive lineman in school history to garner first-team All-America honors. First-team All-America selection by Walter Camp Foundation in 1986. First offensive lineman at UF to be named first-team All-America in two seasons. Selected in the third round of the 1987 NFL Draft by the Dallas Cowboys.



1987

LINEBACKER

Clifford CHARLTON

A two-time first-team All-SEC choice that was named first-team All-America by Sporting News in 1987. Completed his career with 49 TFL, the third-best total in school history. His 25 sacks ranked as the second-best total in school history. First-round selection in the 1988 NFL Draft by Cleveland and played two seasons.



1987

DEFENSIVE BACK

Jarvis WILLIAMS

A two-time first-team All-SEC choice that was named Walter Camp first-team All-American in 1987. Started every game for four-straight seasons (45 consecutive starts). His 10 career interceptions ranked third on the all-time school chart when he completed his career in 1987. Selected in the second round of 1988 NFL Draft by Miami. He played seven seasons with the Miami Dolphins and New York Giants. In 1999, named to the Gainesville Sun's UF Team of the Century.

FIRST-TEAM ALL-AMERICANS



1987-88

DEFENSIVE BACK

Louis OLIVER

One of the fine success stories in Gator history. Originally joined the UF program as a walk-on in 1984. By the time he graduated in 1988, he had become the first two-time first-team All-America selection as a defensive back in school history. Also, a two-time consensus first-team All-SEC choice. One of three finalists for the Thorpe Defensive Back of the Year Award in 1988. Selected in the first round of the 1989 NFL Draft by Miami and played eight seasons. Set an NFL record in 1992 with a 103-yard interception return, which now ranks as the third-longest in NFL history. In 1999, named to the Gainesville Sun's UF Team of the Century.



1988

DEFENSIVE TACKLE

Trace ARMSTRONG

Played just one year at Florida (1988) after transferring from Arizona State. Had a superb season in 1988, as he registered 19 tackles for lost yardage, the top figure for a defensive lineman in that category in school history. Was a consensus first-team All-SEC choice and was named first-team All-America by Sporting News. Selected in the first round of the 1989 NFL Draft by Chicago. He played 15 years in the NFL with Chicago, Miami and Oakland and was selected for the Pro Bowl in 2000. He served as President of the NFL Players Association for eight years during his NFL playing career. His 106 career sacks in the NFL are most by a former Gator.



1989

RUNNING BACK

Emmitt SMITH

A consensus first-team All-America selection in 1989. Named SEC "Player of the Year" by league coaches in 1989. Finished seventh in 1989 Heisman Trophy balloting. Set 58 UF records and finished with 3,928 rushing yards, the top total in school history and fifth-best in SEC history at the time. A first-team All-SEC selection 1987-89. National Freshman of the Year in 1987 and ninth in Heisman balloting in 1987. First round NFL Draft pick by Dallas in 1990 and was the NFL Rookie of the Year. In 1991-93 and 1995, he led the NFL in rushing and was the NFL MVP in 1993. Holds NFL records for rushing yards (18,355) and rushing touchdowns (164). In 1999, named to the Gainesville Sun's UF Team of the Century. Inducted into Florida's Ring of Honor and the College Football Hall of Fame in 2006. Inducted into Pro Football Hall of Fame in 2010. Played 15 seasons for Dallas and Arizona and is a 3-time Super Bowl champion and 7-time Pro Bowler.



1990

DEFENSIVE END

Huey RICHARDSON

A first-team All-America selection in 1990. One of 12 final nominees for the Lombardi Trophy in 1990. A two-time first-team All-SEC choice. Completed career with 26.5 sacks, second-best in school history, and 50.5 total TFL, third-best in UF history. Recipient of NCAA Post-Graduate Award. A four-time SEC Academic Honor Roll selection, the first player in school history to achieve that status for four consecutive years. First-round selection in the 1991 NFL draft by the Pittsburgh Steelers.



1990

FREE SAFETY

Will WHITE

A first-team All-America selection by Football News in 1990 as a sophomore. Second player in UF history to achieve first-team All-America honors as a sophomore. Had seven interceptions in 1990 to tie UF single-season record and ranked second in the nation in that category. One of 15 semifinalists for the Thorpe Award in 1990. A three-time first-team All-SEC choice that completed his career in 1992 with a school-record 14 interceptions. He was drafted in the seventh round of the 1993 NFL Draft by the Phoenix Cardinals.



1991

DEFENSIVE TACKLE

Brad CULPEPPER

Named to several first-team All-America squads in 1991 (AP, Sporting News, Football News, Kodak). The most honored scholar-athlete in the nation in 1991 (First-team Academic All-America, National Football Foundation Scholar-Athlete, Draddy Trophy as nation's top Scholar-Athlete, Toyota National Leadership Award). Set a school record in 1991 for most TFL (21.5) by an interior defensive lineman and also most TFL in a career by an interior lineman with 47.5. In 1999, named to the Gainesville Sun's UF Team of the Century. Played in the NFL for nine seasons with Minnesota, Tampa Bay and Chicago.



1993

RUNNING BACK

Errict RHETT

Completed his career with 4,163 rushing yards, the top total in school history and fourth-best in SEC history. Caught 153 career passes, the top total in school history for a running back and third-best all-time in UF history. Became the first player in NCAA Division I-A history to rush for over 4,100 yards and catch 140 or more passes. Football News first-team All-America selection in 1993 and a first-team All-SEC choice in 1991 and 1993. Led the SEC in rushing yards in 1991 (1,109) and 1993 (1,289). Joined Emmitt Smith as the only UF players with two 1,000-yard rushing seasons. NFL second-round draft choice by Tampa Bay in 1994. 1994 NFC Offensive Rookie of the Year. He played seven seasons in the NFL for Cleveland, Baltimore and Tampa Bay.



1993

KICKER

Judd DAVIS

A first-team UPI All-America selection in 1993, as a junior. Recipient of 1993 Lou Groza National Place Kicker of the Year Award. First place kicker in UF history to receive first-team All-America honors. The former walk-on completed his career with 225 points, the top total in UF history. Hit 33 of 38 field goals (86.8%) inside 50 yards during his career. Set an SEC record with 65 PATs in 1994 and completed his career with 81 consecutive PATs, also a school record. In 1999, named to the Gainesville Sun's UF Team of the Century.



1994

DEFENSIVE END

Kevin CARTER

Named to several 1994 first-team All-America units (Walter Camp, Football News, UPI). Football News named him one of five finalists for its 1994 National Defensive Player of the Year Award. 1994 semifinalists for the Lombardi Award (nation's top lineman). His 42.3 career TFL and 21.8 sacks ranked seventh and fifth, respectively, in UF history when he completed career in 1994. His 11.8 sacks in 1994 was then the third-best seasonal total in school history. Started 38 of his last 39 games at DE. A 1995 NFL first-round selection by the St. Louis Rams. In 1999, named to the Gainesville Sun's UF Team of the Century. 1999 All-Pro Defensive End after leading the NFL and Super Bowl champion St. Louis Rams in sacks. The two-time Pro Bowler finished his career after 14 years in the NFL. He played in 224 consecutive games and never missed a game in his NFL career, tallying 104.5 sacks. Played for St. Louis, Tennessee, Tampa Bay and Miami.

**1994**

WIDE RECEIVER

Jack JACKSON

Named to numerous first-team All-America squads as a junior in 1994 (AP, Football News, AFCA, UPI). One of three national finalists for the Biletnikoff Award (nation's top wide receiver). Football News named him the SEC's 1994 Offensive Player of the Year after catching 57 passes for 855 yards and 15 touchdowns, then the top seasonal total in SEC history. Completed his career after his junior season in 1994 with 29 career touchdown receptions, the top total in UF history and a tie for the best in SEC history. Had 143 career catches (fourth best) for 2,266 yards (second best) during Gator career. A fourth-round selection by Chicago in the 1995 NFL Draft. Played two seasons in the NFL and additionally played for two years in the AFL.

**1995**

OFFENSIVE TACKLE

Jason ODOM

Named to virtually every first-team All-America team, including AP, FWA, AFCA and Walter Camp.

Named the recipient of the Jacobs Blocking Trophy as the SEC's premier blocker for second-straight year in 1995, the first player since 1982 to capture the award in back-to-back years. One of three finalists for the Outland Trophy, as well as one of 12 semifinalists for the Lombardi Award. A four-year starter who played in 49 games with 46 starts. Drafted in the fourth round of the 1996 NFL Draft by the Tampa Bay Buccaneers, he played for five seasons (1996-2000).

**1995-96**

QUARTERBACK

Danny WUERFFEL**1996 Heisman Trophy Recipient**

A first-team All-America selection in 1995 and 1996 and the Heisman Trophy recipient in 1996. A two-time recipient of the O'Brien National Quarterback of the Year Award (1995-96). Finished his career completing 708 of 1,170 passes for 10,875 yards (fifth-best in major college history) with 114 touchdown passes, best in SEC history and second best in major college history. Career pass efficiency rating of 163.56 was best in major college history and his percentage of passes which went for a touchdown (9.74) ranked first in collegiate history. In 1995, his efficiency rating of 178.4 set a single-season collegiate record. In his Heisman-winning season of 1996, he completed 207 of 360 passes for 3,625 yards (SEC record) for 39 touchdowns (led the nation and tops in SEC history) and his efficiency rating of 170.6 made him the first QB to ever post a rating of 170 or better in back-to-back years. A two-time recipient of the GTE Academic All-America of the Year Award for football and the 1996 recipient of the Draddy Trophy (presented annually to the nation's premier scholar-athlete). Selected in the fourth round of 1997 NFL Draft by New Orleans. Played with the Saints (1997-99), Green Bay Packers (2000), Chicago Bears (2001) and Washington Redskins (2002). In 1999, named to the Gainesville Sun's UF Team of the Century. Also chosen the century's top Gator offensive player by that publication. Was inducted into Florida's Ring of Honor in September 2006. Currently serves as the Executive Director of Desire Street Ministries, which works to revitalize impoverished neighborhoods through spiritual and community development.

	PA	PC	INT	YDS	PCT	TD
1996	360	207	13	3625	.575	39
Career	1,170	708	42	10,875	.605	114

**1996**

WIDE RECEIVER

Reidel ANTHONY

Gained All-America honors after a superb year in 1996 in which he caught 72 passes (second-best in UF history) for 1,293 yards (second-best in UF history and third-best in SEC history) for 18 touchdowns. His 18 touchdowns catches led the nation in 1996 and set a SEC single-season record. One of three finalists for the Biletnikoff Award as the nation's top receiver. Finished his career with 126 catches (seventh-best in UF history) for 2,274 yards (second-best in Gator history) and 26 touchdown catches (third-top total in school history). Selected in first round of 1997 NFL Draft by Tampa Bay and played five seasons with the Buccaneers.

**1996**

WIDE RECEIVER

Ike HILLIARD

Gained first-team All-America honors from AFCA, Walter Camp and Football News. Had 47 catches for 900 yards in 1996 with 10 touchdowns, the second-best total in the SEC in 1996. Finished his career with 126 catches (7th-best in UF history) for 2,214 yards (4th-best in school history) and 29 touchdowns (2nd-best total in SEC history). His TD/catch ratio of 4.34 (29 TDs/126 catches) ranked second-best in UF history. Selected in first round of 1997 NFL Draft by New York Giants. He played 12 seasons in the NFL, recording 546 career receptions for 6,397 yards and 35 touchdowns.

**1997**

WIDE RECEIVER

Jacquéz GREEN

A first-team All-America selection in 1997 by the AP and Walter Camp. One of three finalists in 1997 for the Biletnikoff Award. In 1997, he caught 61 passes for 1,024 yards (fourth-highest seasonal total in UF history) with nine touchdown catches. A consensus first-team All-SEC choice in 1997. Completed his junior year in 1997 with 113 career catches for 2,181 yards (fifth-best season total in UF history) and 23 career touchdown catches. A 1998 second-round draft selection by Tampa Bay, he went on to play five years with Tampa Bay, Washington and Detroit. In 1999, named to the Gainesville Sun's UF Team of the Century.

**1998**

LINEBACKER

Jevon KEARSE

A first-team All-America selection in 1998 by the Walter Camp Football Foundation and Football News. A consensus first-team All-SEC choice that was named the AP SEC Defensive Player of the Year. One of three finalists for the Butkus Award and also one of three finalists for the Bednarik National Defensive Player of the Year Award. One of 12 semifinalists for the Lombardi Award in 1998. Entered the NFL Draft after his junior year and was a first-round selection in 1999 by the Tennessee Titans. 1999 NFL Defensive Rookie of the Year selection. Played 11 seasons with the Titans and Philadelphia.

FIRST-TEAM ALL-AMERICANS



1997

RUNNING BACK

Fred
TAYLOR

A first-team All-America selection in 1997 by the Walter Camp Football Foundation. In 1997, he was UF's leading rusher with 1,292 yards on 214 carries (6.0 avg.) and 13 touchdowns (led team). He had eight 100-yard rushing performances during the season. Was a third-team All-America pick by the AP and Sporting News, as well as a first-team All-SEC selection. Was a first-round selection in the 1998 NFL Draft by the Jacksonville Jaguars. He ranks No. 15 on the NFL's all-time rushing yards list with 11,695 and had seven 1,000-yard rushing seasons. Retired from the NFL following the 2010 season after a 13-year career with the Jaguars and Patriots.



1997

DEFENSIVE BACK

Fred
WEARY

First-team All-America honors in 1997 from Sporting News, Football News, American Football Coaches Association and Walter Camp Foundation. One of three finalists in 1997 for the Thorpe Award as the nation's top defensive back. Completed his career with 15 interceptions, tops in school history, and his six interceptions in 1997 were the second-best seasonal total in UF history. A two-time (1996, 1997) first-team All-SEC choice. He was a fourth-round draft pick by the Saints in 1998 and played six NFL seasons for New Orleans, Atlanta and St. Louis.



1998

LINEBACKER

Mike
PETERSON

A first-team All-America selection in 1998 by Sporting News. A first-team All-SEC choice. Led nationally-ranked Gator defense in tackles with 127, a total that also ranked second in the SEC in 1998. A second-round selection in 1999 NFL Draft by Indianapolis. NFL's leading tackler in 2000. Played 14 seasons for the Atlanta Falcons, Jacksonville Jaguars and Indianapolis Colts and totaled 883 tackles in 196 games with 21.5 sacks and 19 interceptions.



1999-2000

DEFENSIVE END

Alex
BROWN

First defensive lineman in school history to earn first-team All-America honors twice (1999, 2001). In 1999, he set a school single-season sack record (13) and became just the third sophomore in Gator history to earn first-team All-America honors and the first ever on the defensive side of the ball. Also gained first-team All-America honors in 2001 and was a finalist for the Lombardi Award that year. Completed his career with a school-record 33 career sacks. He was a fourth-round draft pick by Chicago and played eight years for the Bears before signing with New Orleans prior to the 2010 season.



2000

DEFENSIVE BACK

Lito
SHEPPARD

Became just the fourth sophomore- and second on defense - in UF history to earn first-team All-America recognition when chosen for that honor in 2000 by the Football Writers Association of America. Just the second sophomore defensive back in school history to earn first-team All-America recognition. A consensus first-team All-SEC selection in 2000-01. A first-round selection in 2002 NFL Draft by Philadelphia. A two-time Pro Bowler, played 10 seasons in the NFL with Philadelphia, the New York Jets, Minnesota and Oakland.



2001

WIDE RECEIVER

Jabar
GAFFNEY

A consensus first-team All-America selection as a redshirt sophomore in 2001, only the second sophomore wide receiver in school history to achieve that distinction. A finalist for the Biletnikoff Award that season as the nation's premier wide receiver. His 27 touchdown catches over the course of the 2000-01 seasons ranked as the most for a player over the course of their combined freshman and sophomore seasons in major college history. National Freshman Player of the Year in 2000. A second-round selection in 2002 NFL Draft by the Houston Texans, played 11 seasons for Houston, New England, Denver, Washington and Miami.



2001

QUARTERBACK

Rex
GROSSMAN

Became the first sophomore quarterback in school history to garner first-team All-America honors in 2001. The runner up for the Heisman Trophy that year (became only the fifth sophomore ever to rank in the top two of that balloting), and was named the National Player of the Year by the AP. His 55 combined touchdown passes in 2000-01 ranked as the most for a player over the course of their combined freshman and sophomore seasons in major college history. Chosen in the first round by the Chicago Bears in the 2003 NFL Draft. He has played 11 NFL seasons with Chicago, Houston and Washington. Started Super Bowl XLI for the Bears.



2001

OFFENSIVE TACKLE

Mike
PEARSON

A two-time first-team All-SEC choice who garnered first-team All-America honors in 2001 from the AP, Football Writers Association of America and Sporting News. A second-round selection in the 2002 NFL Draft by Jacksonville. Played five seasons in the NFL for the Jaguars and Texans.



2003

CORNERBACK

Keiwan
RATLIFF

Named to nearly every All-America team, including AP, Walter Camp, FWAA and Sporting News. One of three Jim Thorpe Award finalists. Established the Florida single-season interception record with nine. Was the third Gator in history to be honored and the first defensive back to claim the title of SEC Defensive Player of the Year. Led the defense with a career-high three interceptions vs. Arkansas, tying a school-record, one he returned for a 44-yard touchdown. In his nine seasons in the NFL he played for Cincinnati, Indianapolis, Tampa Bay and Pittsburgh.



2003

GUARD

Shannon SNELL

A first-team All-America selection by Sporting News. One of only two Gators on the offensive line to start every game at the same position, lining up at left guard in every contest in 2003. Saw time in 46 games with 36 starts during his career.



2006

SAFETY

Reggie NELSON

A consensus first-team All-America honoree, who was a finalist for the Jim Thorpe and Bronko Nagurski Awards. Selected to the Walter Camp All-America Defense, as well as the Football Writers Association of America All-America Defense. Earned first-team All-America accolades from the AP. Tabbed for the All-American Football Foundation's All-America squad. Named a first-team All-American by Rivals.com. Collected 2006 first-team All-SEC honors from both the league's coaches and the AP. Honored with the 2006 Jack Tatum Award by the Touchdown Club of Columbus and the 2006 Vince Dooley Award as the nation's top defensive back. A first-round selection in the 2007 NFL Draft by Jacksonville who currently plays for the Bengals.



2007-08

WIDE RECEIVER

Percy HARVIN

A dual-threat wide receiver and running back that was a first-team All-American selection by Sporting News as a sophomore and by AFCA and Rivals.com as a junior in 2008. A semifinalist for the 2007 Biletnikoff Award, which honors the nation's top wide receiver. The first player in school history to have 100 yards rushing and receiving in a single game. Holds school records for most career yards rushing by a wide receiver (1,852) and most rushing yards in a single season by a wide receiver (764 in 2007). Finished his career with 32 touchdowns, the most ever by a Gator wide receiver (19 rushing, 13 receiving). Averaged 11.6 yards per touch in his career. Was named MVP of the 2006 SEC Championship Game. Was a first-round selection in the 2009 NFL Draft by the Minnesota Vikings and went on to be named to the AP Offensive Rookie of the Year. Won Super Bowl XLVIII in his first season with the Seattle Seahawks in 2013.



2007

QUARTERBACK

Tim TEBOW

2007 Heisman Trophy Recipient

The first sophomore ever to win the Heisman Trophy, Davey O'Brien Trophy and Maxwell Award. Named a first-team All-American by the AP, Walter Camp, Sporting News, Football Writers Association, CollegeFootballNews.com, ESPN.com, CBSsportsline.com and Phil Steele. Named the Player of the Year by the AP and CBSsports.com. A first-team Academic All-American. Recipient of the Walter V. Campbell Trophy in 2009. First player in NCAA history to pass and run for 20-or-more touchdowns in a single season. His 23 rushing touchdowns set an SEC record among all players and an NCAA single-season record for quarterbacks. Passed for 32 touchdowns and his 55 touchdowns in 2007 combined established an SEC record. The only player in Division I-A history to have rushed and passed for at least one touchdown in 14 straight games. Set a single-season record for UF in total offense with 4,181 yards. At the conclusion of his collegiate career, he also held the SEC career records for most touchdowns responsible for (145), most rushing touchdowns (57), most total offense (12,232 yards) and lowest pass attempt to interception ratio (1:62.2 passes). A member of the winningest class in SEC history, finishing their career at 48-7. Selected in the first round of the 2010 NFL Draft by the Denver Broncos. Also played for the New York Jets.

	PA	PC	INT	YDS	PCT	TD
2007	350	234	6	3,286	66.9	32
Career	995	661	16	9,285	66.4	88
	Runs	Yards	Avg.	TD		
2007	210	895	4.3	23		
Career	692	2,947	4.3	57		



2008

SPECIAL TEAMS

Brandon JAMES

One of the premier return specialists in SEC history, James shattered numerous records en route to earning All-America honors from Sporting News and the FWAA. Was also honored as an All-American by Phil Steele and Rivals.com. The first-team All-SEC selection was the 2008 SEC Special Teams Player of the Year, in addition to being proclaimed one of Sporting News' 20 most indispensable players in 2008. The only player in conference history to amass more than 4,000 yards as a kick returner. Holds SEC career records for kick returns (229), kick return yards (4,089), yards gained per return (21.35), kickoff returns (112), kickoff return yards (2,718). Set new standards for Florida for kickoff return yards in a season (841), as well as punt return marks for returns in a career (117), yards (1,371), yards in a season (510) and in a game (155) and is tied for most punt returns for touchdown in a career (4) and in a season (2). Finished his career as a member of the winningest class in SEC history, with 48-7 record over four years.



2008-09

LINEBACKER

Brandon SPIKES

A consensus All-American, who was selected as the Chevrolet Defensive Player of the Year in 2008. Also collected All-American honors from Phil Steele, Rivals.com and Sports Illustrated. A finalist for the Bronko Nagurski, Chuck Bednarik and Dick Butkus Awards, as well as a two-time semifinalist for the Lombardi Award and quarterfinalist for the Lott Trophy. A two-year captain of the winningest class in SEC history, going 48-7 over four years, finishing his career with 307 total tackles, 31.5 TFL, 14 pass breakups and 6.5 sacks. The only player in Florida's history to return four interceptions for touchdowns. Garnered first team All-SEC honors from the AP, Coaches' and Sporting News. During the 2008 BCS Championship run, he led the team in tackles (93) and was a driving force on a defense which led the SEC in many defensive categories: points per game (12.9), red zone defense (69.2%), fourth down conversions allowed (33.3%) and turnover margin (1.57). Named the 2008 SEC Defensive MVP by Sporting News. Was a second-round selection in the 2010 NFL Draft by the New England Patriots. As a rookie he had 61 combined tackles and an interception. Currently plays for the Buffalo Bills.



2009

CORNERBACK

Joe HADEN

The consensus All-American was named the 2009 Defensive MVP of the Year by Sporting News. A first-team selection by the AP, AFCA, FWAA, Sporting News, Walter Camp, CBSsports.com, Phil Steele, CollegeFootballNews.com and Pro Football Weekly. Named to the first-team All-SEC by the Coaches, AP, Sporting News and Phil Steele. Was the first true freshman to start at cornerback for Florida on opening day in 2007, starting in all 40 games he played in for the Gators. Anchored a defense which led the conference in pass defense (152.8 yards/game) during his junior season. Finished his career with 218 total tackles, 34 pass breakups, eight interceptions and 3.5 sacks. Entered the 2010 NFL draft as a junior and was selected by the Cleveland Browns with the seventh overall pick. As a rookie for the Browns, he had 57 solo tackles and six interceptions and was named NFL Defensive Rookie of the Month in November.

FIRST-TEAM ALL-AMERICANS



2009

TIGHT END

Aaron HERNANDEZ

The first tight end in school history to be named an All-American, collecting honors from the AP and Sporting News. The first player from the SEC to be given the John Mackey Award, bestowed annually to the best collegiate tight end. Led the nation with 850 receiving yards and 68 catches by a tight end during the 2009 season, the most for his position in the SEC in over a decade. Established UF records for receptions by a tight end in a single season and in a career (111). Caught for 50-or-more yards in 14 games, accumulating 1,382 yards in three seasons as a Gator. Selected to the first-team All-SEC by the AP, Coaches, Phil Steele and Sporting News in 2009. Was a fourth-round selection in the 2010 NFL Draft by the New England Patriots. As a rookie he accumulated 563 yards receiving on 45 catches, including six touchdowns.



2012

SAFETY

Matt ELAM

A first-team All-America selection by the AP, CBSSports.com, SI.com, and Sporting News. Only the second safety in school history to be named first-team All-American by Associated Press (Reggie Nelson). Named to the first-team All-SEC by the AP, Coaches' and Phil Steele. Appeared in 39 games (26 starts at safety) in his Gator career, recording 176 tackles, 23.5 TFL, 13 pass breakups, six interceptions, three forced fumbles and one fumble recovery. Finished the 2012 season second on the team with 76 tackles, including 2.0 sacks and 11.0 TFL. Led the team with four interceptions on the 2012 season. His four interceptions ranked third in the SEC. Named the SEC Co-Defensive Player of the Week after notching seven tackles, all solo, in the win over LSU and forcing a game-changing fumble in the third quarter. Selected in the first round of the 2013 NFL Draft by the Baltimore Ravens.



2012

KICKER

Caleb STURGIS

The two-time Lou Groza Award finalist was named to the All-America First Team by Sporting News and was the SEC Co-Special Teams' Player of the Year in 2012. Was selected to the first-team All-SEC by AP, Coaches' and Phil Steele as a junior and senior. Was 70-for-88 (.795) on field goal attempts and 130-for-136 on PATs, third in school history on PATs. His 70 made field goals is the most in school history and sixth-most in SEC history. Made eight field goals of 50-or-more yards in his career, the most at UF. Compiled a staggering 79.5 field goal percentage over his career, the second-best in program history. His 24 field goals in 2012 gave him the single-season Florida record for field goals made in a season. Earned SEC Special Teams Player of the Week honors twice in 2012. Selected in the fifth round of the 2013 NFL Draft by the Miami Dolphins.



2009

CENTER

Maurkice POUNCEY

A first-team All-America selection by the Walter Camp Football Foundation, Football Writers of America Association and Sporting News. Awarded the Rimington Trophy, given to the nation's best center, after the 2009 season. In 2009, collected 30 knock downs and earned a first-team All-SEC selection by the AP, Coaches' and Sporting News. Started at right guard as a true freshman, making 40 starts in 41 career games as a Gator. Entered the 2010 NFL Draft after his junior season and was selected 18th overall by the Pittsburgh Steelers. As a rookie, he started every regular season game and has been selected to the Pro Bowl three times and First-Team All Pro once.



2012

DEFENSIVE LINE

Sharrif FLOYD

Was named a first-team All-American by the Sporting News. First defensive lineman at Florida since 2001 to earn All-America honors. Selected to the first-team All-SEC by the AP, Coaches' and Phil Steele. Had 115 career tackles, 26.0 TFL, 4.5 sacks, a pass breakup, three blocked field goals and a forced fumble. His three career kick/punt blocks is tied for fifth in school history. Recorded 46 tackles on the 2012 season and led the team with 13.0 TFL, added one forced fumble. Registered a tackle for loss in nine of the 13 games in 2012. Selected in the first round of the 2013 NFL Draft by the Minnesota Vikings.



2010

PUNTER

Chas HENRY

A first-team All-American selected by the AP, Scout.com, Rivals.com, and Sporting News. Awarded the Ray Guy Trophy, given to the nation's best punter, after the 2010 season. In 2010, he set a Florida single-season record with a punting average of 45.1 yards, while 16 of his 50 punts were 50 yards or more. He earned a first-team All-SEC selection by the AP, Coaches and Phil Steele. Signed as an undrafted free agent with the Philadelphia Eagles in 2011 and played two seasons in the NFL.

ALL-SEC

YEAR	PLAYER	TEAM	HONORED BY
1933	Hal Starbuck	Second	AP
	Welcome Shearer	Third	AP
1934	Julius Brown	Second	AP
	William Stark	Third	AP
1935	Billy Chase	Third	AP
1936	Walter Mayberry	Second	AP
1937	Walter Mayberry	First	AP
1938	Frank Kocsis	Third	AP
1939	Clark Goff	Third	AP
1940	Forrest Ferguson	Third	AP
	Julius Battista	Third	AP
1941	Forrest Ferguson	Second	AP
	Milton Hull	Third	AP
	Tom Harrison	Third	AP
1944	Bobby Forbes	Third	AP
1945	Jack White	Third	AP
1946	Broughton Williams	Third	AP
1947	Bobby Forbes	Second	AP
1948	Charles Hunsinger	First	AP
1949	Charles Hunsinger	First	AP
	Jimmy Kynes	Third	AP
1950	Haywood Sullivan	Second	AP, UPI
	Charles LaPradd	Third	AP
1951	Carroll McDonald	Second	AP
	Bobby Flowers	Second	AP
	Charles LaPradd	Second	AP, UPI
	Joe D'Agostino	Second	AP
	Haywood Sullivan	Third	AP, UPI
1952	Charlie LaPradd	First	AP, UPI
	Joe D'Agostino	First	AP, UPI
	Rick Casares	Second	AP, UPI
	Charles Ware	Second	AP
	Dewayne Douglas	Third	AP
	Buford Long	Third	AP, UPI
	Arlen Jumper	Third	AP
1953	Joe D'Agostino	First	UPI
		Second	AP
	Dan Hunter	Third	AP
1954	Mal Hammack	Second	AP
	Steve DeLaTorre	Third	AP, UPI
	Ray Brown	Third	AP
	Jackie Simpson	Third	UPI
1955	Steve DeLaTorre	First	AP, UPI
	Jackie Simpson	Third	AP, UPI
1956	John Barrow	First	AP, UPI
	Jackie Simpson	Second	UPI
	Jimmy Rountree	Third	AP
1957	Jimmy Rountree	First	AP
		Second	UPI
	Charlie Mitchell	Second	AP, UPI
	Dan Pelham	Second	UPI
	Don Fleming	Third	AP
1958	Don Fleming	First	AP, UPI
	Val Heckman	First	AP, UPI
	Dave Hudson	Third	AP
1959	Dave Hudson	First	UPI
		Third	AP
	Danny Royal	Third	AP
1960	Vic Miranda	First	AP, UPI
	Pat Patchen	First	UPI
		Second	AP
	Larry Libertore	Second	AP, UPI
	Jim Beaver	Third	AP
	Don Goodman	Third	AP, UPI
1961	Jim Beaver	Second	UPI
		Third	AP
	Don Goodman	Third	AP, UPI
1962	Larry Dupree	First	AP, UPI
	Frank Lasky	Second	AP
	Anton Peters	Second	UPI
	Sam Holland	Third	AP
1962	Larry Travis	Third	AP, UPI
	Lindy Infante	Third	AP
1963	Larry Dupree	First	AP, UPI
	Dennis Murphy	Second	AP
		Third	UPI
	Jack Katz	Third	UPI
1964	Charley Casey	First	AP
		Second	UPI
	Larry Gagner	First	AP
	Bill Richbourg	First	AP
	Bruce Bennett	First	AP
	Larry Dupree	First	UPI
		Second	AP
	Lynn Matthews	Second	AP
	Allen Trammell	Second	AP
	Dennis Murphy	Third	UPI
	Bill Richbourg	Third	UPI
	Steve Spurrier	Third	UPI
1965	Charles Casey	First	AP, UPI
	Larry Beckman	First	AP, UPI

	Steve Spurrier	First	AP, UPI
	Bruce Bennett	First	AP, UPI
	Larry Gagner	First	UPI
	Barry Brown	Second	AP
	Lynn Matthews	Second	AP
1966	Bill Carr	First	AP, UPI
	Steve Spurrier	First	AP, UPI
	Larry Smith	First	AP, UPI
	Richard Trapp	First	AP, UPI
	Jim Benson	First	UPI
		Second	AP
1967	Guy Dennis	First	AP, UPI
	Larry Smith	First	AP, UPI
	Richard Trapp	First	AP, UPI
	Wayne Barfield	First	AP
	Don Glordano	Second	AP
1968	Guy Dennis	First	UPI
	Larry Smith	First	UPI
	Steve Tannen	First	UPI
		Second	AP
	Guy Dennis	Second	AP
	Larry Smith	Second	AP
1969	Carlos Alvarez	First	AP, UPI
	John Reaves	First	AP
	David Ghesquiere	First	AP
	Mac Steen	First	UPI
		Second	AP
	Don Williams	Second	AP
	Tommy Durrance	First	UPI
		Second	AP
	Steve Tannen	Second	AP
1970	Jim Yancey	First	AP
	Jack Youngblood	First	AP, UPI
1971	Carlos Alvarez	Second	AP
	Fred Abbott	Second	AP
	John Reaves	Second	AP
1972	Nat Moore	First	AP, UPI
	Fred Abbott	First	AP, UPI
	Paul Parker	Second	AP
	Ricky Browne	Second	AP
	Jim Revels	Second	AP
1973	Ricky Browne	First	AP
	Ralph Ortega	First	AP, UPI
	Jim Revels	First	AP
	Lee McGriff	Second	AP
	Burton Lawless	Second	AP
	Jimmy Ray Stephens	Second	AP
	David Hitchcock	Second	AP
1974	Lee McGriff	First	AP, UPI
	Glenn Cameron	First	AP
	Preston Kendrick	First	UPI
	Ralph Ortega	First	UPI
		Second	AP
	Randy Talbot	First	UPI
	Burton Lawless	Second	AP
	Paul Parker	Second	AP
	Wayne Fields	Second	AP
1975	Mike Williams	First	AP, UPI
	Jimmy DuBose	First	AP, UPI
	David Posey	First	AP
	Sammy Green	First	AP, UPI
	Gerald Loper	Second	AP
	Robbie Moore	Second	AP
	Don Gaffney	Second	AP
	Darrell Carpenter	Second	AP
	Henry Davis	Second	AP
1976	Wes Chandler	First	AP
	Alvin Cowans	First	UPI
		Second	AP
	Jimmy Stephens	Second	AP
	David Forrester	Second	AP
	Robbie Moore	Second	AP
	Darrell Carpenter	Second	AP
1977	Wes Chandler	First	AP, UPI
	Scott Hutchinson	First	AP, UPI
	Scot Brantley	First	AP, UPI
	Tony Green	First	UPI
		Second	AP
	Bej Yepremian	Second	AP
	Charlie Williams	Second	AP
1978	Cris Collinsworth	First	AP, UPI
	Bej Yepremian	First	AP
	Scot Brantley	First	AP, UPI
	Don Swafford	Second	AP
	Michael Dupree	Second	AP
	David Little	Second	AP
1979	Cris Collinsworth	First	AP, UPI
	David Little	Second	AP
1980	Cris Collinsworth	First	AP, UPI
	Chris Faulkner	First	AP, UPI
	David Little	First	AP, UPI
	Tim Golden	Second	AP

	David Galloway	Second	AP
	Tim Groves	Second	AP
	Mark Dickert	Second	AP
1981	James Jones	First	AP, UPI
	Brian Clark	First	AP
	David Galloway	First	AP, UPI
	Wilber Marshall	First	AP
	Fernando Jackson	Second	AP
	Tony Lilly	Second	AP
1982	James Jones	First	AP
	Wilber Marshall	First	AP, UPI
	Dan Fike	Second	AP
	Tony Lilly	Second	AP
1983	Dwayne Dixon	First	AP, UPI
	Phil Bromley	First	AP
	Wilber Marshall	First	AP, UPI
	Tony Lilly	First	AP
	Lomas Brown	Second	AP
	John Hunt	Second	AP
	Wayne Peace	Second	AP
	Neal Anderson	Second	AP
	Tim Newton	Second	AP
	Ray Criswell	Second	AP
1984	Lomas Brown	First	AP, UPI, Coaches
	Phil Bromley	First	AP, UPI, Coaches
	Tim Newton	First	AP, UPI, Coaches
	Alonzo Johnson	First	AP, UPI, Coaches
	Crawford Ker	Second	AP
	Jeff Zimmerman	Second	AP
	Kerwin Bell	Second	AP
	Neal Anderson	Second	AP
	John L. Williams	Second	AP
1985	Jeff Zimmerman	First	AP, UPI, Coaches
	Kerwin Bell	First	AP, UPI
	Neal Anderson	First	AP, UPI
	Alonzo Johnson	First	AP, UPI, Coaches
	John L. Williams	Second	AP
	Keith Williams	Second	AP
	Jarvis Williams	Second	AP
1986	Ricky Nattiel	First	AP, UPI, Coaches
	Keith Williams	First	AP, UPI
	Clifford Charlton	First	AP
	Adrian White	First	AP, Coaches
	Jarvis Williams	First	UPI, Coaches
		Second	AP
	Jeff Zimmerman	First	UPI, Coaches
		Second	AP
	Kerwin Bell	Second	AP
1987	Emmitt Smith	First	AP, UPI, Coaches
	Rhondy Weston	First	AP
	Clifford Charlton	First	AP, UPI
	Louis Oliver	First	AP, UPI
	Jeff Roth	First	UPI
	David Williams	Second	AP
	Jarvis Williams	Second	AP
1988	David Williams	First	AP, UPI, Coaches
	Emmitt Smith	First	AP, UPI, Coaches
	Trace Armstrong	First	AP, UPI, Coaches
	Louis Oliver	First	AP, UPI, Coaches
	Jeff Roth	First	Coaches
	John David Francis	Second	AP
	Rhondy Weston	Second	AP
1989	Emmitt Smith	First	AP, UPI, Coaches
	Richard Fain	First	AP, Coaches
	Huey Richardson	First	UPI, Coaches
		Second	AP
	John Durden	First	Coaches
		Second	AP
1990	Kirk Kirkpatrick	First	AP, Coaches
	Shane Matthews	First	AP, UPI, Coaches
	Huey Richardson	First	AP, UPI, Coaches
	Will White	First	AP, UPI, Coaches
	Richard Fain	First	AP, Coaches
	Tim Paulk	First	UPI
	Cal Dixon	First	UPI
	Godfrey Myles	First	Coaches
		Second	AP
	Ernie Mills	First	UPI
		Second	AP
	Chris Bromley	Second	AP
	Mark Murray	Second	AP
	Brad Culpepper	Second	AP
	Tim Paulk	Second	AP
1991	Hesham Ismail	First	AP, Coaches
	Cal Dixon	First	AP, Coaches
	Shane Matthews	First	AP, Coaches
	Brad Culpepper	First	AP, Coaches
	Tony McCoy	First	AP
	Will White	First	AP, Coaches
	Shane Edge	First	AP, Coaches
	Arden Czynewski	First	Coaches
		Second	AP

ALL-SEC

1991 (cont.)	Tim Paulk	First	Coaches	2000	Jabar Gaffney	First	AP, Coaches	2007	Percy Harvin	First	AP																																																																																																																																																																																																																																																																																																												
	Ephesians Bartley	First	Coaches		Jabar Gaffney	First	AP, Coaches		Percy Harvin	Second	Coaches																																																																																																																																																																																																																																																																																																												
	Errict Rhett	First	AP		Kenyatta Walker	First	AP, Coaches		Brandon Spikes	First	AP, Coaches																																																																																																																																																																																																																																																																																																												
	Willie Jackson	Second	AP		Lito Sheppard	First	AP, Coaches		Tim Tebow	First	AP, Coaches																																																																																																																																																																																																																																																																																																												
	Mark White	Second	AP		Todd Johnson	First	AP		Derrick Harvey	Second	Coaches																																																																																																																																																																																																																																																																																																												
1992	Willie Jackson	First	AP, Coaches	Alex Brown	Second	AP	Cornelius Ingram	Second	AP, Coaches																																																																																																																																																																																																																																																																																																														
	Shane Matthews	First	AP, Coaches	Mike Pearson	First	Coaches	Brandon James	Second	AP, Coaches																																																																																																																																																																																																																																																																																																														
	Carlton Miles	First	AP	Rex Grossman	Second	AP	Carlton Medder	Second	Coaches																																																																																																																																																																																																																																																																																																														
	Will White	Second	Coaches	Jeff Chandler	Second	AP, Coaches	Drew Miller	H.M.	AP																																																																																																																																																																																																																																																																																																														
	Jim Watson	Second	AP	Gerard Warren	Second	AP, Coaches	Jim Tartt	Second	Coaches																																																																																																																																																																																																																																																																																																														
1993	Reggie Green	First	AP, Coaches	2001	Jabar Gaffney	First	AP, Coaches	2008	Ahmad Black	Second	Coaches																																																																																																																																																																																																																																																																																																												
	Jim Watson	First	AP		Mike Pearson	First	AP, Coaches		Ahmad Black	H.M.	AP																																																																																																																																																																																																																																																																																																												
	Errict Rhett	First	AP, Coaches		Rex Grossman	First	AP, Coaches		Jermaine Cunningham	Second	AP																																																																																																																																																																																																																																																																																																												
	William Gaines	First	AP, Coaches		Jeff Chandler	First	AP		Carlos Dunlap	Second	AP																																																																																																																																																																																																																																																																																																												
	Jack Jackson	Second	AP, Coaches		Alex Brown	Second	Coaches		Joe Haden	Second	AP, Coaches																																																																																																																																																																																																																																																																																																												
1994	Jason Odom	Second	AP, Coaches	Andra Davis	First	AP, Coaches	Percy Harvin	First	AP (All-Purpose)																																																																																																																																																																																																																																																																																																														
	Shayne Edge	Second	AP, Coaches	Lito Sheppard	Second	Coaches	Chas Henry	Second	AP (WR)																																																																																																																																																																																																																																																																																																														
	Jack Jackson	First	AP, Coaches	Todd Johnson	First	AP, Coaches	Brandon James	First	Coaches																																																																																																																																																																																																																																																																																																														
	Jason Odom	First	AP, Coaches	Zac Zedalis	Second	Coaches	Jonathan Phillips	H.M.	AP																																																																																																																																																																																																																																																																																																														
	Judd Davis	First	AP	Reche Caldwell	Second	AP, Coaches	Maurkice Pouncey	H.M.	AP																																																																																																																																																																																																																																																																																																														
1995	Kevin Carter	Second	Coaches	Earnest Graham	Second	AP	Mike Pouncey	Second	Coaches																																																																																																																																																																																																																																																																																																														
	Ellis Johnson	First	AP, Coaches	Ian Scott	Second	AP	Brandon Spikes	First	AP, Coaches																																																																																																																																																																																																																																																																																																														
	Larry Kennedy	First	AP, Coaches	Taylor Jacobs	First	AP, Coaches	Tim Tebow	First	AP, Coaches																																																																																																																																																																																																																																																																																																														
	Ben Hanks	First	Coaches	Keiwan Ratliff	First	AP	Phil Trautwein	First	AP, Coaches																																																																																																																																																																																																																																																																																																														
	Shayne Edge	Second	AP	Bam Hardmon	Second	Coaches	Jason Watkins	H.M.	AP																																																																																																																																																																																																																																																																																																														
1996	Dexter Daniels	Second	AP, Coaches	Todd Johnson	H.M.	Coaches	2009	Ahmad Black	H.M.	AP																																																																																																																																																																																																																																																																																																													
	Chris Doering	First	AP, Coaches	Rex Grossman	Second	AP, Coaches		Riley Cooper	Second	AP																																																																																																																																																																																																																																																																																																													
	Jason Odom	First	AP, Coaches	Guss Scott	Second	Coaches		Jermaine Cunningham	Second	AP, Coaches																																																																																																																																																																																																																																																																																																													
	Reggie Green	First	AP, Coaches	Ian Scott	Second	AP		Carlos Dunlap	First	AP, Coaches																																																																																																																																																																																																																																																																																																													
	Danny Wuerffel	Second	Coaches	Shannon Snell	Second	Coaches		Joe Haden	First	AP, Coaches																																																																																																																																																																																																																																																																																																													
1997	Mark Campbell	First	AP, Coaches	Aaron Walker	Second	AP, Coaches	Chas Henry	Second	AP																																																																																																																																																																																																																																																																																																														
	Ben Hanks	First	AP, Coaches	David Jorgensen	H.M.	Coaches	Aaron Hernandez	First	AP, Coaches																																																																																																																																																																																																																																																																																																														
	Lawrence Wright	First	AP, Coaches	Clint Mitchell	H.M.	Coaches	Maurkice Pouncey	First	AP, Coaches																																																																																																																																																																																																																																																																																																														
	Dexter Daniels	First	Coaches	Mike Nattiel	H.M.	Coaches	Mike Pouncey	First	AP, Coaches																																																																																																																																																																																																																																																																																																														
	Anthony Lott	Second	AP	Shannon Snell	H.M.	Coaches	Brandon Spikes	First	Coaches																																																																																																																																																																																																																																																																																																														
1998	Ike Hilliard	Second	AP	Max Starks	H.M.	Coaches	Ryan Stamper	Second	Coaches																																																																																																																																																																																																																																																																																																														
	Donnie Young	Second	AP, Coaches	Keiwan Ratliff	First	AP, Coaches	Tim Tebow	First	AP, Coaches																																																																																																																																																																																																																																																																																																														
	Jeff Mitchell	First	AP, Coaches	Ben Troupe	First	AP, Coaches	Ahmad Black	First	AP, Coaches																																																																																																																																																																																																																																																																																																														
	Reidel Anthony	First	AP, Coaches	Channing Crowder	First	AP	Chas Henry	First	AP, Coaches																																																																																																																																																																																																																																																																																																														
	Danny Wuerffel	First	AP, Coaches	Max Starks	Second	Coaches	Janoris Jenkins	First	AP																																																																																																																																																																																																																																																																																																														
1999	Ed Chester	First	AP, Coaches	Daryl Dixon	Second	Coaches	Mike Pouncey	Second	Coaches																																																																																																																																																																																																																																																																																																														
	James Bates	First	AP, Coaches	Bobby McCray	Second	AP, Coaches	Chris Rainey	First	Coaches (All-Purpose)																																																																																																																																																																																																																																																																																																														
	Anthony Lott	First	AP, Coaches	Guss Scott	Second	AP	Caleb Sturgis	First	AP, Coaches																																																																																																																																																																																																																																																																																																														
	Lawrence Wright	First	AP, Coaches	Eric Wilbur	Second	AP	Jaye Howard	H.M.	AP																																																																																																																																																																																																																																																																																																														
	Fred Weary	First	AP, Coaches	Mike Degory	Second	Coaches	Jon Bostic	Second	Coaches																																																																																																																																																																																																																																																																																																														
2000	Ike Hilliard	Second	AP	Matt Elam	First	AP, Coaches	Kyle Christy	First	AP, Coaches																																																																																																																																																																																																																																																																																																														
	Jacquez Green	First	AP, Coaches	Sharrif Floyd	First	AP, Coaches	Matt Elam	First	AP, Coaches																																																																																																																																																																																																																																																																																																														
	Fred Taylor	First	AP, Coaches	Mike Gillislee	First	AP, Coaches	Sharrif Floyd	First	AP, Coaches																																																																																																																																																																																																																																																																																																														
	Mike Moten	First	AP, Coaches	Jordan Reed	First	AP	Mike Gillislee	First	AP, Coaches																																																																																																																																																																																																																																																																																																														
	Fred Weary	Second	Coaches	Marcus Roberson	Second	Coaches	Jordan Reed	Second	Coaches																																																																																																																																																																																																																																																																																																														
2001	Teako Brown	Second	AP	Caleb Sturgis	First	AP, Coaches	Caleb Sturgis	First	AP, Coaches																																																																																																																																																																																																																																																																																																														
	Jevon Kearse	First	AP, Coaches	Marcus Thomas	Second	AP	Dante Fowler, Jr.	Second	AP																																																																																																																																																																																																																																																																																																														
	Ed Chester	Second	AP	Dallas Baker	First	Coaches	Vernon Hargreaves III	First	AP, Coaches																																																																																																																																																																																																																																																																																																														
	Johnny Rutledge	Second	AP	Earl Everett	First	Coaches	Selomon Patton	Second	Coaches																																																																																																																																																																																																																																																																																																														
	Travis McGriff	First	AP, Coaches	Ray McDonald	Second	AP	Louchezy Purify	Second	AP																																																																																																																																																																																																																																																																																																														
2002	Reggie McGrew	First	AP, Coaches	Reggie Nelson	First	Coaches	2010	Ahmad Black	First	AP, Coaches																																																																																																																																																																																																																																																																																																													
	Jevon Kearse	First	AP, Coaches	Steve Rissler	First	AP, Coaches		Ahmad Black	First	AP, Coaches																																																																																																																																																																																																																																																																																																													
	Zach Piller	First	Coaches	Ryan Smith	First	AP		Chas Henry	First	AP, Coaches																																																																																																																																																																																																																																																																																																													
	Johnny Rutledge	First	Coaches	Derrick Harvey	Second	Coaches		Janoris Jenkins	First	AP																																																																																																																																																																																																																																																																																																													
	Teako Brown	Second	AP	Chris Leak	Second	Coaches		Mike Pouncey	Second	Coaches																																																																																																																																																																																																																																																																																																													
2003	Tony George	First	Coaches	Drew Miller	Second	Coaches	2011	Chris Rainey	First	Coaches (All-Purpose)																																																																																																																																																																																																																																																																																																													
	Zach Piller	Second	AP	Brandon Siler	Second	AP, Coaches		Caleb Sturgis	First	AP, Coaches																																																																																																																																																																																																																																																																																																													
	Ed Chester	Second	AP, Coaches	Phil Trautwein	Second	Coaches		Jaye Howard	H.M.	AP																																																																																																																																																																																																																																																																																																													
	Willie Cohens	Second	AP	2004	2005	Mike Degory		First	AP, Coaches	Jon Bostic	Second	Coaches																																																																																																																																																																																																																																																																																																											
	Mike Peterson	Second	AP, Coaches			Dee Webb		First	AP	Kyle Christy	First	AP, Coaches																																																																																																																																																																																																																																																																																																											
Johnny Rutledge	Second	AP	Randy Hand			Second	Coaches	Matt Elam	First	AP, Coaches																																																																																																																																																																																																																																																																																																													
Darrell Jackson	First	AP, Coaches	Chris Leak			Second	AP, Coaches	Sharrif Floyd	First	AP, Coaches																																																																																																																																																																																																																																																																																																													
Jeff Chandler	First	AP, Coaches	Chris Hetland			Second	AP, Coaches	Mike Gillislee	First	AP, Coaches																																																																																																																																																																																																																																																																																																													
2004	Bo Carroll	First	AP	Jeremy Mincey	Second	AP	2012	Jon Bostic	Second	Coaches																																																																																																																																																																																																																																																																																																													
	Alex Brown	First	AP, Coaches	Marcus Thomas	Second	Coaches		Kyle Christy	First	AP, Coaches																																																																																																																																																																																																																																																																																																													
	Cooper Carlisle	First	Coaches	Dallas Baker	First	Coaches		Matt Elam	First	AP, Coaches																																																																																																																																																																																																																																																																																																													
	Kenyatta Walker	Second	AP, Coaches	Earl Everett	Second	AP		Sharrif Floyd	First	AP, Coaches																																																																																																																																																																																																																																																																																																													
	Cheston Blackshear	Second	AP, Coaches	Ray McDonald	First	Coaches		Mike Gillislee	First	AP, Coaches																																																																																																																																																																																																																																																																																																													
2005	Gerard Warren	Second	AP, Coaches	Reggie Nelson	First	AP, Coaches	2013	Jordan Reed	First	AP																																																																																																																																																																																																																																																																																																													
	Tim Paulk	First	Coaches	Steve Rissler	First	Coaches		Marcus Roberson	Second	AP																																																																																																																																																																																																																																																																																																													
	Errict Rhett	Second	AP	Ryan Smith	First	AP		Caleb Sturgis	First	AP, Coaches																																																																																																																																																																																																																																																																																																													
	Willie Jackson	Second	AP	Derrick Harvey	Second	Coaches		Dante Fowler, Jr.	Second	AP																																																																																																																																																																																																																																																																																																													
	Mark White	Second	AP	Chris Leak	Second	Coaches		Vernon Hargreaves III	First	AP, Coaches																																																																																																																																																																																																																																																																																																													
2006	Willie Jackson	First	AP, Coaches	Drew Miller	Second	Coaches	2014	Ahmad Black	First	AP, Coaches																																																																																																																																																																																																																																																																																																													
	Shane Matthews	First	AP, Coaches	Brandon Siler	Second	AP, Coaches		Ahmad Black	First	AP, Coaches																																																																																																																																																																																																																																																																																																													
	Carlton Miles	First	AP	Phil Trautwein	Second	Coaches		Chas Henry	First	AP, Coaches																																																																																																																																																																																																																																																																																																													
	Will White	Second	Coaches	2007	2008	Percy Harvin		First	AP	Janoris Jenkins	First	AP																																																																																																																																																																																																																																																																																																											
	Jim Watson	Second	AP			Ahmad Black		Second	Coaches	Riley Cooper	Second	AP																																																																																																																																																																																																																																																																																																											
Errict Rhett	Second	AP	Ahmad Black			H.M.	AP	Jermaine Cunningham	Second	AP																																																																																																																																																																																																																																																																																																													
Kevin Carter	Second	AP	Jermaine Cunningham			Second	AP	Carlos Dunlap	Second	AP																																																																																																																																																																																																																																																																																																													
Reggie Green	First	AP, Coaches	Carlos Dunlap			Second	AP, Coaches	Joe Haden	Second	AP, Coaches																																																																																																																																																																																																																																																																																																													
2007	Jim Watson	First	AP, Coaches	Percy Harvin	First	AP (All-Purpose)	2009	Ahmad Black	H.M.	AP																																																																																																																																																																																																																																																																																																													
	Errict Rhett	Second	AP	Chas Henry	Second	Coaches		Riley Cooper	Second	AP																																																																																																																																																																																																																																																																																																													
	Kevin Carter	Second	AP	Brandon James	First	Coaches		Jermaine Cunningham	Second	AP, Coaches																																																																																																																																																																																																																																																																																																													
	Reggie Green	First	AP, Coaches	Jonathan Phillips	H.M.	AP		Carlos Dunlap	First	AP, Coaches																																																																																																																																																																																																																																																																																																													
	Jim Watson	First	AP, Coaches	Maurkice Pouncey	H.M.	AP		Joe Haden	First	AP, Coaches																																																																																																																																																																																																																																																																																																													
2008	Errict Rhett	Second	AP	Mike Pouncey	Second	Coaches	Chas Henry	Second	AP																																																																																																																																																																																																																																																																																																														
	Kevin Carter	Second	AP	Brandon Spikes	First	AP, Coaches	Aaron Hernandez	First	AP, Coaches																																																																																																																																																																																																																																																																																																														
	Reggie Green	First	AP, Coaches	Tim Tebow	First	AP, Coaches	Maurkice Pouncey	First	AP, Coaches																																																																																																																																																																																																																																																																																																														
	Jim Watson	First	AP, Coaches	Phil Trautwein	First	AP, Coaches	Mike Pouncey	First	AP, Coaches																																																																																																																																																																																																																																																																																																														
	Errict Rhett	Second	AP	Jason Watkins	H.M.	AP	Brandon Spikes	First	Coaches																																																																																																																																																																																																																																																																																																														
2009	Reggie Green	First	AP, Coaches	2010	2011	2012	2013	2014	2015	2016	2017	2018	2019	2020	2021	2022	2023	2024	2025	2026	2027	2028	2029	2030	2031	2032	2033	2034	2035	2036	2037	2038	2039	2040	2041	2042	2043	2044	2045	2046	2047	2048	2049	2050	2051	2052	2053	2054	2055	2056	2057	2058	2059	2060	2061	2062	2063	2064	2065	2066	2067	2068	2069	2070	2071	2072	2073	2074	2075	2076	2077	2078	2079	2080	2081	2082	2083	2084	2085	2086	2087	2088	2089	2090	2091	2092	2093	2094	2095	2096	2097	2098	2099	2100	2101	2102	2103	2104	2105	2106	2107	2108	2109	2110	2111	2112	2113	2114	2115	2116	2117	2118	2119	2120	2121	2122	2123	2124	2125	2126	2127	2128	2129	2130	2131	2132	2133	2134	2135	2136	2137	2138	2139	2140	2141	2142	2143	2144	2145	2146	2147	2148	2149	2150	2151	2152	2153	2154	2155	2156	2157	2158	2159	2160	2161	2162	2163	2164	2165	2166	2167	2168	2169	2170	2171	2172	2173	2174	2175	2176	2177	2178	2179	2180	2181	2182	2183	2184	2185	2186	2187	2188	2189	2190	2191	2192	2193	2194	2195	2196	2197	2198	2199	2200	2201	2202	2203	2204	2205	2206	2207	2208	2209	2210	2211	2212	2213	2214	2215	2216	2217	2218	2219	2220	2221	2222	2223	2224	2225	2226	2227	2228	2229	2230	2231	2232	2233	2234	2235	2236	2237	2238	2239	2240	2241	2242	2243	2244	2245	2246	2247	2248	2249	2250	2251	2252	2253	2254	2255	2256	2257	2258	2259	2260	2261	2262	2263	2264	2265	2266	2267	2268	2269	2270	2271	2272	2273	2274	2275	2276	2277	2278	2279	2280	2281	2282	2283	2284	2285	2286	2287	2288	2289	2290	2291	2292	2293	2294	2295	2296	2297	2298	2299	2300	2301	2302	2303	2304	2305	2306	2307	2308	2309	2310	2311	2312	2313	2314	2315	2316	2317

SEC PLAYERS OF THE WEEK

1985	Sept. 27	Kerwin Bell (offense)
	Oct. 4	Alonzo Johnson (defense)
	Nov. 2	Alonzo Johnson (defense)
1986	Aug. 30	Kerwin Bell (offense)
	Nov. 1	Kerwin Bell (offense), Keith Williams (defense)
	Nov. 8	Clifford Charlton (defense)
1987	Sept. 19	Emmitt Smith (offense), Louis Oliver (defense)
1988	Sept. 24	Emmitt Smith (offense)
	Oct. 1	Richard Fain (defense)
1989	Sept. 23	Emmitt Smith (offense), Harvey Thomas (defense)
	Oct. 7	Huey Richardson (defense)
	Oct. 14	Emmitt Smith (co-offense)
	Oct. 21	Emmitt Smith (co-offense)
1990	Sept. 15	Will White (defense)
	Nov. 3	Ephesians Bartley (co-defense), Huey Richardson (co-defense)
	Nov. 10	Shane Matthews (offense), Tim Paulk (defense)
	Nov. 17	Shane Matthews (offense)
1991	Sept. 7	Shane Matthews (offense)
	Sept. 14	Errict Rhett (offense)
	Sept. 28	Brad Culppepper (defense)
	Oct. 12	Larry Kennedy (defense)
	Nov. 2	Willie Jackson (offense), Tim Paulk (defense)
	Nov. 9	Shane Matthews (offense)
	Nov. 30	Darren Mickell (co-defense), Harvey Thomas (co-defense)
1992	Sept. 12	Errict Rhett (offense)
	Oct. 31	Shane Matthews (offense)
	Nov. 7	Carlton Miles (defense)
	Nov. 21	Shane Matthews (defense)
1993	Oct. 2	Danny Wuerffel (offense)
	Oct. 30	Errict Rhett (offense)
	Nov. 6	Terry Dean (offense)
1994	Oct. 1	Kevin Carter (defense)
	Nov. 12	Anthone Lott (defense)

1995	Sept. 9	Anthone Lott (defense)
	Sept. 16	Danny Wuerffel (offense)
	Oct. 14	Danny Wuerffel (offense)
	Oct. 28	Lawrence Wright (defense)
	Nov. 11	Mark Campbell (defense)
	Nov. 18	Chris Doering (offense)
	Nov. 25	Danny Wuerffel (offense)
1996	Aug. 31	Fred Weary (defense)
	Sept. 21	Danny Wuerffel (offense)
	Sept. 28	Jacquez Green (offense)
	Oct. 5	Danny Wuerffel (offense)
	Oct. 19	Danny Wuerffel (offense)
1997	Sept. 6	Doug Johnson (offense)
	Sept. 20	Tony George (defense)
	Sept. 27	Fred Weary (defense)
	Oct. 18	Mike Peterson (defense)
	Nov. 15	Fred Taylor (offense)
	Nov. 22	Ed Chester (defense)
1998	Oct. 10	Travis McGriff (offense)
	Oct. 17	Teako Brown (defense)
	Oct. 31	Tony George (defense)
1999	Sept. 4	Shaun Ellis (defense)
	Sept. 18	Alex Brown (defense)
	Oct. 30	Alex Brown (defense)
	Oct. 14	Jesse Palmer (offense)
2000	Sept. 16	Rex Grossman (offense)
	Oct. 14	Rex Grossman (offense)
	Nov. 9	Jabar Gaffney (offense)
2001	Sept. 1	Rex Grossman (offense)
	Sept. 22	Robert Gillespie (offense)
	Oct. 6	Alex Brown (defense)
	Oct. 27	Rex Grossman (offense)
	Nov. 10	Andra Davis (defense)
2002	Sept. 21	Rex Grossman (offense)
	Sept. 28	Keiwan Ratliff (defense)
	Nov. 2	Guss Scott (defense)
2003	Sept. 27	Johnny Lamar (defense)
	Oct. 11	Matt Leach (special teams)
	Oct. 18	Keiwan Ratliff (defense)
	Nov. 1	Matt Leach (special teams)
2004	Sept. 25	Gatrick Fason (offense)

	Oct. 2	Chris Leak (offense)
	Nov. 13	Chris Leak (offense)
	Nov. 20	Ray McDonald (defense)
2005	Sept. 1-5	Chris Hetland (special teams)
	Sept. 17	Chris Hetland (special teams)
	Sept. 24	Mike Degory (offensive lineman)
	Oct. 8	Jeremy Mincey (defensive lineman)
	Oct. 29	Drew Miller (offensive lineman)
		Jeremy Mincey (defensive lineman)
	Nov. 5	Chris Leak (offense)
		Markus Manson (freshman)
		Jarvis Herring (defense)
	Nov. 25-26	Randy Hand (offensive lineman)
2006	Sept. 11	Percy Harvin (freshman)
	Sept. 18	Earl Everett (defense)
	Oct. 2	Reggie Nelson (defense)
	Oct. 9	Tim Tebow (freshman)
		Eric Wilbur (special teams)
	Oct. 30	Ray McDonald (defensive lineman)
	Nov. 6	Jarvis Moss (defensive lineman)
	Nov. 13	Jarvis Moss (special teams)
	Nov. 20	Riley Cooper (freshman)
	Nov. 27	Chris Leak (offense)
2007	Sept. 17	Tim Tebow (offense)
	Sept. 24	Tim Tebow (offense)
	Nov. 12	Tim Tebow (offense)
	Nov. 26	Drew Miller (offensive lineman)
2008	Sept. 1	Brandon James (special teams)
	Sept. 8	Jermaine Cunningham (defensive lineman)
	Sept. 22	Brandon James (special teams)
	Oct. 6	Jeff Demps (freshman)
		Maurkice Pouncey (offensive lineman)
	Oct. 13	Brandon Spikes (defense)
	Oct. 27	Jeff Demps (special teams)
	Nov. 3	Joe Haden (defense)
	Nov. 10	Tim Tebow (offense)
	Nov. 17	Percy Harvin (offense)
		Jermaine Cunningham (defense)
	Nov. 24	Chris Rainey (freshman)
	Dec. 1	Tim Tebow (offense)

		Carlos Dunlap (defensive lineman)
2009	Sept. 5	Brandon James (co-special teams)
	Sept. 12	Tim Tebow (offense)
	Sept. 26	Marcus Gilbert (offensive lineman)
	Oct. 17	Caleb Sturgis (special teams)
	Nov. 7	Chas Henry (special teams)
	Nov. 16	Joe Haden (defense)
	Nov. 28	Tim Tebow (offense)
	Nov. 28	Mike Pouncey (offensive lineman)
2010	Sept. 4	Jaye Howard (defensive lineman)
	Sept. 11	Jeff Demps (special teams)
		Mike Pouncey (offensive lineman)
	Sept. 18	Jelani Jenkins (freshman)
	Sept. 25	Trey Burton (freshman)
	Oct. 30	Trey Burton (freshman)
		Chas Henry (special teams)
		Chris Rainey (special teams)
2011	Nov. 8	Jaye Howard (co-defensive lineman)
	Sept. 19	Chris Rainey (co-offense)
		Caleb Sturgis (special teams)
		Jaye Howard (defensive lineman)
	Sept. 26	Jeff Demps (offense)
2012	Sept. 8	Caleb Sturgis (special teams)
	Sept. 15	Jeff Driskell (offense)
	Sept. 22	Omar Hunter (defensive lineman)
	Oct. 6	Mike Gillislee (offense)
		Matt Elam (co-defense)
	Oct. 13	Jon Halapio (co-offensive lineman)
	Oct. 20	Kyle Christy (special teams)
	Nov. 3	Sharrif Floyd (co-defensive lineman)
	Nov. 10	Loucheiz Purifoy (co-special teams)
	Nov. 24	Mike Gillislee (co-offense)
		Caleb Sturgis (co-special teams)
2013	Sept. 22	Dante Fowler, Jr. (defensive lineman)
	Sept. 29	Vernon Hargreaves III (freshman)
	Oct. 5	Loucheiz Purifoy (defensive)

ALL-STAR GAMES

BATTLE OF FLORIDA

2011	DE William Green
	WR Deonte Thompson
	OL Dan Wenger

CASINO DEL SOL COLLEGE

ALL-STAR GAME (Tucson, Ariz.)	
2012	WR Frankie Hammond, Jr.
	WR Omarius Hines

EAST-WEST SHRINE GAME

1925	HB Edgar Jones
1971	QB John Reaves
	RB Mike Rich
1977	WR Wes Chandler
1980	LB David Little
1983	QB Wayne Peace
1984	OT Crawford Ker
1985	OLB Patrick Miller
1988	DT Rhondy Weston
	FS Louis Oliver
	OT David Williams
1989	FB Cedric Smith
	OT John Durden
1990	OLB Godfrey Myles
1991	DT Brad Culppepper
	OLB Ephesians Bartley
	C Cal Dixon
1992	FS Will White
1993	WR Harrison Houston
	WR Willie Jackson
	RB Errict Rhett
1994	DB Larry Kennedy
	DT Ellis Johnson
1995	DL Mark Campbell
	WR Chris Doering
1999	OT Cooper Carlisle
	QB Doug Johnson
2000	PK Jeff Chandler
2003	OG Shannon Snell
2005	DB Vernell Brown
	OL Randy Hand
2006	WR Dallas Baker
	DE Steven Harris
	QB Chris Leak
2007	OL Drew Miller
2011	QB John Brantley

2012	S Josh Evans
	K Caleb Sturgis

FLORIDA ALL-STAR GRIDIRON CLASSIC

1998	DE Tim Beauchamp
	DB Teako Brown
	DE Willie Cohen
	WR Travis McGriff
1999	OG Cheston Blackshear
	OT Cooper Carlisle
	QB Doug Johnson
	LB Keith Kelsey
	TE Erron Kinney
2000	RB Bo Carroll
	DT Derrick Chambers
	FB Rod Frasier
	DT Buck Gurley
	QB Jesse Palmer
	WR Alex Willis
2001	DB Bennie Alexander
	LB Travis Carroll
	RB Robert Gillespie
	OL Tommy Moody
	OL Zac Zedalis
2002	LB Bam Hardmon
	DE Marcus Quendo-Johnson
2003	RB Ran Carthon
	WR Kelvin Kight
	DE Darrell Lee
	WR Carlos Perez
2004	DB Cory Bailey
	PK Matt Leach
	OL Mo Mitchell
	WR O.J. Small

HULA BOWL

1966	QB Steve Spurrier
1967	HB Dick Trapp
1971	LB Mike Kelley
1980	DB Tim Groves
1981	OL David Galloway
1982	DB James Jones
	TE Chris Faulkner
1983	LB Wilber Marshall
1984	OT Lomas Brown
	RB Lorenzo Hampton

1985	LB Leon Pennington
1986	WR Ricky Nattiel
1987	OLB Clifford Charlton
	DB Jarvis Williams
1988	FS Louis Oliver
	DT Trace Armstrong
1990	DE Huey Richardson
	RB Richard Fain
1991	DT Brad Culppepper
	C Cal Dixon
	ILB Tim Paulk
1992	QB Shane Matthews
1993	WR Willie Jackson
1994	QB Terry Dean
	PK Judd Davis
	DE Kevin Carter
	DT Ellis Johnson
	RB Larry Kennedy
	WR Jack Jackson
1995	DL Mark Campbell
	OT Jason Odom
1996	C Jeff Mitchell
	QB Danny Wuerffel
	OG Donnie Young
2001	PK Jeff Chandler
	DE Alex Brown
	LB Andra Davis
	OL Tommy Moody
	OL Zac Zedalis
2002	WR Taylor Jacobs
	DT Tron LaFavor
	LB Mike Nattiel
	TE Aaron Walker
2003	DE Darrell Lee
2005	DE Jeremy Mincey
2006	DE Joe Cohen
	CB Reggie Lewis
	OL Steve Ressler

MEDAL OF HONOR BOWL

2013	WR Solomon Patton
------	-------------------

NFLPA COLLEGIATE BOWL

2013	C Jon Harrison
------	----------------

NORTH-SOUTH SHRINE GAME

1948	C John Gilbert
1949	QB Vic Vaccaro
1950	QB Angus Williams
1951	FB Floyd Huggins
	E Don Brown
	C Carroll McDonald
1953	T Don Hunter
	J Joe D'Agostino
1954	T Arch Cassidy
1955	E Ray Brown
	C Steve DeLaTorre
1956	HB Jackie Simpson
	FB Joe Brodsky
	G John Barrow
1957	HB Jimmy Roundtree
	E Dan Pelham
	T Charlie Mitchell
1959	HB Jack Westbrook
	E Dan Edgington
1961	FB Don Goodman
1963	E Russ Brown
	DB Haygood Clarke
	T Frank Lasky
	G Jack Katz
1964	FB Larry Dupree
	T Sid MacLean
	T Dennis Murphy
1967	LB Don Giordano
1968	QB Larry Rentz
	OL Guy Dennis
1971	RB Tommy Durrance
	TE Jim Yancey
2009	LB Ryan Stamper
2010	DE Justin Trattou

RAYCOM COLLEGE ALL-STAR CLASSIC (Mobile, Ala.)

2012	DL Omar Hunter
------	----------------

SENIOR BOWL

1949	B Charles Hunsinger
	C Jimmy Kynes
1951	E Jim French
1955	C Steve DeLaTorre
1957	T Charlie Mitchell
	B Jim Roundtree

1958	T Vel Heckman
1959	E Dave Hudson
1962	E Floyd Dean
1963	T Frank Lasky
1964	B Larry Dupree
	T Dennis Murphy
1965	E Charles Casey
	G Larry Gagner
1966	C Bill Carr
1968	OG Guy Dennis
1969	DB Steve Tannen
1970	DL Jack Youngblood
1971	QB John Reaves
1972	LB Fred Abbott
1974	OL Burton Lawless
	WR Lee McGriff
1975	RB Jimmy DuBose
	LB Sammy Green
1976	DB Alvin Cowans
1977	WR Wes Chandler
	LB Scott Hutchinson
1982	TE Chris Faulkner
	RB James Jones
1983	DB Tony Lilley
	LB Wilber Marshall
	QB Wayne Peace
1984	OL Phil Bromley
	OL Lomas Brown
	RB Lorenzo Hampton
1985	RB John L. Williams
1986	OL Jeff Zimmerman
1987	QB Kerwin Bell
	DB Jarvis Williams
1989	WR Stacey Simmons
1990	DB Richard Fain
	TE Kirk Kirkpatrick
	LB Godfrey Myles
1991	K Arden Czystewski
	OL Mark White
1992	DB Lawrence Hatch
	LB Carlton Miles
	DB Will White
1993	DL William Gaines
1995	LB Dexter Daniels
	WR Chris Doering
	LB Ben Hanks
1996	DB Anthone Lott

	DB Lawrence Wright
1997	RB Fred Taylor
	DB Fred Weary
1998	DB Tony George
	RB Terry Jackson
	WR Travis McGriff
	LB Mike Peterson
	LB Johnny Rutledge
1999	TE Erron Kinney
2000	QB Jesse Palmer
2001	DL Alex Brown
	K Jeff Chandler
	LB Andra Davis
2002	RB Earnest Graham
	WR Taylor Jacobs
	DB Todd Johnson
	LB Mike Nattiel
	TE Aaron Walker
2003	DL Bobby McCray
	DB Keiwan Ratliff
	DB Guss Scott
	OL Max Starks
2005	OL Mike Degory
2006	WR Dallas Baker
	LB Earl Everett
	QB Chris Leak
	DL Ray McDonald
2007	WR Andre Caldwell
2008	OL Jason Watkins
2009	WR Riley Cooper
	QB Tim Tebow
2010	DB Ahmad Black
	OL Marcus Gilbert
	P Chas Henry
2011	DL Jaye Howard
	RB Chris Rainey
2012	LB Jon Bostic
	RB Mike Gillislee
	OL Xavier Nixon
2013	OL Jon Halapio
	WR Solomon Patton
	DB Jaylen Watkins

TEXAS VS. THE NATION

2012	DL Earl Okine
------	---------------

SEC HONOR ROLL

1954 Bob Davis, HB
 1960 Pat Patchen, E
 1962 Larry Travis, G
 1963 Jack Katz, G
 1964 Bill Richbourg, G
 1965 Charles Casey, E; John Whatley, T
 1966 Jack Coons, E; Jim Benson, G; Doug Splane, T; Graham McKeel, FB; Paige Cutcliffe, T
 1967 Jack Coons, TE; Graham McKeel, FB
 1969 Carlos Alvarez, E; Mac Steen, T
 1970 Carlos Alvarez, SE
 1971 Carlos Alvarez, SE; Jim Yancey, TE
 1972 Fred Abbott, LB; Buster Morrison, P
 1973 Vince Kendrick, FB; Jim Revels, HB
 1974 Jimmy Kynes, C; Buster Morrison, P
 1975 Gerald Loper, G
 1976 David Posey, PK; Darrell Carpenter, T
 1977 Wes Chandler, WR; Melvin Flournoy, T
 1978 Cris Collinsworth, WR; Joe Voor, DE; Jim Subers, OG
 1980 Jim Subers, OG; Cris Collinsworth, WR; Spencer Jackson, WR; John Redmond, C; Dan Plonk, OG
 1981 Wayne Peace, QB; Bee Lang, WR; Spencer Jackson, WR; Dan Plonk, OG; Brian Clark, PK; Vito McKeever, DB; Robin Fisher, NG
 1982 Wayne Peace, QB; Dan Plonk, OL; Jon Moyle, OL
 1983 Gary Rolle, WR; Jon Moyle, OL; Neal Anderson, RB; Bruce Vaughan, DB
 1984 Ricky Nattiel, WR; Bill Nelson, LB; Chris Perkins, PK; Gary Rolle, WR; Scott Trimble, OT; Bret Wiechmann, WR
 1985 Bret Wiechmann, WR; Rowland Cummings, OLB
 1986 Bret Wiechmann, WR; Walter Byrd, OL; Ricky Nattiel, WR; Joey Nicoletto, LB; John Spierto, DB; Robert Lasky, DT
 1987 Louis Oliver, DB; Huey Richardson, OLB; Cedric Smith, FB; Charlie Wright, OG; Joe Vorwerk, OLB; Dale Cole, OG; Doug Evans, DT; Richard Fain, DB; Joey Nicoletto, LB; Chris Birch, OG
 1988 Owen Bartruff, OLB; Louis Oliver, FS; Tony Leon, DB; Jeff Roth, MG; John Spierto, DB; Charlie Wright, OG; Cedric Smith, FB; Huey Richardson, OLB; Herbert Perry, QB; Brad Culpepper, MG; Cal Dixon, OL
 1989 Brad Culpepper, MG; Cal Dixon, C; John Durden, OT; John David Francis, PK; Huey Richardson, OLB; Cedric Smith, FB; Chuck Wabbersen, RB
 1990 Mike Brown, DB; Michel Cohen, QB; Brad Culpepper, DT; Cal Dixon, C; Jerry Odum, ILB; Huey Richardson, DE; Cornell Tinner, OLB; Chuck Wabbersen, RB
 1991 Chris Bilkie, FB; Norm Bolduc, WR; Michael Cohen, QB; Brad Culpepper, DT; Terry Dean, QB; Steve Dee, DT; Cal Dixon, C; Jim Franklin, TE; Michael Gilmore, DB; Matt Hurbanis, ILB; Kris Lay, DB; David Swain, OG
 1992 Chris Bilkie, FB; Michel Cohen, QB; Kendall Cook, PK; Terry Dean, QB; Michael Gilmore, DB; Earl Higgs, RB; Jeremy Kennedy, TE; Matt Kochevar, DB; Ron Perez, P; David Swain, OG; Brian White, PK
 1993 James Bates, ILB; Chris Bilkie, FB; Judd Davis, PK; Terry Dean, QB; Michael Gilmore, DB; Jeff Mitchell, OG; David Nabavi, WR; Jason Odum, OT; David Swain, C; Adam Whitehurst, QB; Lawrence Wright, DB; Danny Wuerrffel, QB
 1994 James Bates, ILB; Chris Bilkie, FB; Dexter Daniels, LB; Jason Dean, WR; Terry Dean, QB; Chris Doering, WR; Bart Edmiston, PK; Jerome Evans, FB; Michael Gilmore, DB; Kevin Johnson, C; Brian Kovack, ILB; Jeff Mitchell, OG; David Nabavi, WR; Jason Odum, OT; Scott Perry, DE; David Swain, C; Lawrence Wright, DB; Danny Wuerrffel, QB; Jon Xynidis, DB
 1995 Noah Brindise, QB; Bart Edmiston, PK; Jerome Evans, FB; Mike Jackson, DE; Terry Jackson, TB; Kevin Johnson, C; Brian Kovack, ILB; Anthon Lott, CB; Jeff Mitchell, OG; David Nabavi, WR; Scott Perry, DE; Lawrence Wright, DB; Danny Wuerrffel, QB; Jon Xynidis, DB
 1996 Tremayne Allen, TE; Noah Brindise, QB; Cooper Carlisle, OT; Bart Edmiston, PK; Jerome Evans, FB; Demetric Jackson, DB; Terry Jackson, RB; Erron Kinney, TE; Jeff Mitchell, C; David Nabavi, WR; Jason Perry, LB; Brian Schotenhelmer, QB; Lawrence Wright, DB; Danny Wuerrffel, QB; Jon Xynidis, DB; Billy Young, QB
 1997 Ian Alestock, RB; Scott Bryan, OT; Cooper Carlisle, OT; Collins Cooper, PK; Fred Hagberg, DT; Terry Jackson, RB; Ryan Kalich, OG; Matthew Kelley, LB; Shad Latson, DT; Matt McCoun, DB; Jason Perry, LB; Fred Weary, DB; Jon Xynidis, DB

1998 Cooper Carlisle, OT; David Dominguez, LB; Michael Holt, WR; Darrell Jackson, WR; Terry Jackson, RB; Ryan Kalich, OG; Erron Kinney, TE; Shad Latson, DE; Marquand Manuel, SS; Matt McCoun, SS; Travis McGriff, WR; Jesse Palmer, QB; Larry Richard, QB; Rob Roberts, FB; Nick Schiralli, WR; T.J. Truxon, RB; Scott Wise, LS; Billy Young, QB; Michael Younklin, LS
 1999 Cooper Carlisle, OG; Robert Gillespie, RB; Russ Gravlee, DE; Darrell Jackson, WR; Eric Jonsson, FB; Ryan Kalich, OG; Demetrius Lewis, DB; Marquand Manuel, DB; Matt McCoun, DB; Jesse Palmer, QB; Mike Pearson, OT; Paul Richmond, PK; Rob Roberts, FB; Nick Schiralli, WR; T.J. Truxon, FB; Aaron Walker, TE; Kenyatta Walker, OT; David Wasielewski, P; Kirk Wells, TE; Billy Young, QB
 2000 Byron Hardmon, LB; Brian Haugabrook, WR; Tron LaFavor, DT; Marquand Manuel, DB; Matt McCoun, DB; Kevin McKinnon, QB; Jesse Palmer, QB; Mike Pearson, OT; Rob Roberts, TE; Chris Stephens, QB; Matt Walker, DB; Kirk Wells, TE; Wes Worthington, LB
 2001 Casey Conner, WR; Robert Gillespie, RB; Bam Hardmon, LB; Danny Heard, WR; David Jorgensen, C; Tron LaFavor, DT; Marquand Manuel, FS; Mike Pearson, OT; Rob Roberts, FB; Aaron Walker, TE; Kirk Wells, TE; Zac Zedalis, C
 2002 Casey Conner, WR; Mike Degory, C; Daryl Dixon, FL; Robert Gillespie, TB; Byron Hardmon, LB; Daniel Heard, WR; Todd Johnson, FS; Jonathan Lively, C/LS; Marquand Manuel, SS; Todd McCullough, LB; Mike Pearson, OT; Matt Piotrowicz, PK/P; Rob Roberts, FB; Ian Scott, DT; Brendt Talcott, PK; Kirk Wells, TE
 2003 Steven Bell, OT; Vernell Brown, WR; Hunter Cain, TE; Andre Caldwell, WR; Shane Cimock, LB; Casey Conner, WR; Channing Crowder, LB; Mike Degory, C; Earl Everett, LB; Tyler Guettler, RB; Doug Guziec, LB; Chris Hetland, K; Terrence Holmes, DB; Patrick Kelley, RB; Matt Kynes, QB; Billy Latsko, FB; Chris Leak, QB; Jonathan Lively, LS; Todd McCullough, LB; Ray McDonald, DT; Kyle Morgan, WR; Sean Morton, P; Eric Nappy, K; James Newmeyer, WR; Matt Piotrowicz, K; Alik Scott, LB; Brendt Talcott, K; Marcus Thomas, DL; Eric Wilbur, P
 2004 Zephiran Augustine, FS; Vernell Brown, DB; Darrell Carpenter, TE; Deshawn Carter, CB; Shane Cimock, LB; Mike Degory, C; Gavin Dickey, QB; Nick Fleming, P; Otto Graham, TE; Tyler Guettler, RB; Tim Higgins, WR; Terrence Holmes, DB; Matt Kynes, QB; Billy Latsko, FB; Chris Leak, QB; Jonathan Lively, LS; Todd McCullough, LB; Kyle Morgan, WR; Eric Nappy, K; James Newmeyer, WR; Jay Patella, LS; Matt Piotrowicz, K; Steve Ressler, LB; Alik Scott, FB; James Stone, OL; Eric Wilbur, P
 2005 Alvin Butler, LB; Lance Butler, OL; Shane Cimock, LB; Mike Degory, OL; Otto Graham, TE; Tim Higgins, WR; Terrence Holmes, S; Cornelius Ingram, QB; Kyle Jackson, S; Matt Kynes, QB; Billy Latsko, LB; Chris Leak, QB; Markus Manson, RB; Kyle Morgan, WR; Eric Nappy, K; James Newmeyer, WR; Doug Pokorny, OL; Steve Ressler, LB; Brandon Siler, LB; James Smith, LS; Phil Trautwein, OL; Joey Viscusi, LB
 2006 Cam Brewer, WR; Curtis Carr, S; Andrew Fritze, K; Eddie Haupt, OL; Brad Hiers, OL; Tim Higgins, WR; Cade Holliday, WR; Joey Iijas, K; Andrew Johnson, FB; Bobby Kane, P; Billy Latsko, FB; Chris Leak, QB; Markus Manson, RB; Kestahn Moore, RB; Dorian Munroe, S; Eric Nappy, K; David Niler, WR; Jonathan Phillips, K; Steve Ressler, C; Butch Rowley, LS; Brandon Siler, LB; James Smith, LS; Ryan Stamper, LB; Phil Trautwein, OL
 2007 Derek Baldry, TE; Jim Barrie, OL; Telly Concepcion, DB; Riley Cooper, WR; Javier Estopinan, DL; Andrew Fritze, K; Eddie Haupt, OL; Brad Hiers, OL; Aaron Hernandez, TE; Joey Iijas, K; Andrew Johnson, FB; Bobby Kane, K; Markus Manson, CB/RB; Kestahn Moore, RB; Jonathan Phillips, K; Wondy Pierre-Louis, CB; Chris Pinto, LB; Vernon Shelton, DL; James Smith, Joey Sorrentino, WR; LS; Ryan Stamper, LB; Tim Tebow, QB; Phil Trautwein, OL; Paul Wilson, WR; Cody Worton, S
 2008 Lamar Abel, DL; Jim Barrie, OL; Brendan Beal, LB; John Brantley, QB; Jeremy Brown, CB; Vincent Brown, CB; Tate Casey, TE; Jamaal Deveaux, LB; John Fairbanks, DL; Brandon Frazier, WR; Andrew Fritze, DB; Marquis Hannah, DB; Chas Henry, P; Aaron Hernandez, TE; Brad Hiers, OL; Corey Hobbs, OL; Reginald Hopkins, DB; Janoris Jenkins, CB; Moses Jenkins, CB; Bobby Kane, P; Levi Leigh, DB; Duke Lemmens, DE; Ean McQuay, RB; Kestahn Moore, RB; Jonathan Phillips, K; Chris Pinto, LB; Shawn Schmieder, OL; James Smith, LS; Joey Sorrentino, DB; Caleb Sturgis, K; Tim Tebow, QB; Justin Trattou, DE; Phil Trautwein, OL; Jason Watkins, OL; Mike Williamson, LS; Paul Wilson, WR; Major Wright, S

2009 Brendan Beal, LB; Gary Beemer, OL; Rick Burgess, FB; Jeff Demps, RB; John Fairbanks, LS; Brandon Frazier, WR; Frankie Hammond, WR; Jonathan Harrison, OL; Corey Henderson, CB; Chas Henry, P; Cade Holliday, WR; David Lerner, P; Dorian Munroe, S; Jonathan Phillips, PK; Chris Pinto, LB; T.J. Pridemore, FB; Michael Ross, LB; Shawn Schmieder, OL; Joey Sorrentino, WR; William Steinmann, OL; Caleb Sturgis, PK; Tim Tebow, QB; David Young, OL
 2010 Gary Beemer, DT; Zack Brust, K; Trey Burton, QB; John Fairbanks, LS; Christopher Guido, LS; Frankie Hammond Jr., WR; Cody Hampton, LS; Chas Henry, P; Jelani Jenkins, LB; Duke Lemmens, DE; David Lerner, P; T.J. Pridemore, FB; Sam Robey, C; Michael Ross, FB; Brandon Sanders, CB; Shawn Schmieder, DT; William Steinmann, T; Caleb Sturgis, K; Justin Trattou, DE
 2011 Phillip Bellino, RB; Brian Biada, DB; John Brantley, QB; Zach Brust, K; Clay Burton, TE; Tim Clark, DB; Jeff Demps, RB; Jeff Driskel, QB; Drew Ferris, LS; William Green, DE; Chris Guido, LS; Cody Hampton, LS; Jelani Jenkins, LB; David Lerner, P; Minch Minchin, LB; Ryan Parrish, QB; Brad Phillips, K; Solomon Schoonover, WR; William Steinmann, TE; Caleb Sturgis, K; Hygens Success, LB; Francisco Velez, K
 2012 Stephen Allie, WR; Jon Bostic, LB; Jeremy Brown, DB; Clay Burton, TE; Kyle Christy, P; Tim Clark, DB; Jeff Driskel, QB; Drew Ferris, LS; Frankie Hammond, Jr., WR; Mike McNeely, WR; Antonio Morrison, LB; Ryan Parrish, QB; Brad Phillips, K; Christian Provancha, QB; Marcus Roberson, DB; Valdez Showers, DB; Jesse Schmitt, RB; Evan Schroeder, WR; Caleb Sturgis, K; Francisco Velez, K
 2013 Cody Adams, LB; Raphael Andrades, WR; Jeremy Brown, DB; David Campbell, LB; Kyle Christy, P; Tim Clark, DB; Bair Diamond, TE; Drew Ferris, LS; Max Garcia, OL; Austin Hardin, K; Mark Herndon, RB; Michael Iorio, DB; Joey Ivie, DL; Chris Maignan, DB; Darius Masine, WR; Michael McNeely, WR; A.J. Mobley, WR; Skyler Mornhinweg, QB; Antonio Morrison, LB; Tyler Murphy, QB; Ryan Parrish, WR; Brad Phillips, K; Christian Provancha, QB; Matt Rolin, LB; Evan Schroeder, WR; Colin Thompson, TE; Francisco Velez, K; Justin Vogel, P; Dakota Wilson, DL

SEC ALL-FRESHMAN TEAM

SEC All-Freshman Team started in 1968

1986 Octavius Gould, RB; Pat Moore, LB
 1987 Ernie Mills, WR; Emmitt Smith, RB (SEC Freshman of the Year); Mark Murray, LB; Huey Richardson, LB
 1988 Kyle Morris, QB; Willie McClendon, RB; Tim Paulk, LB
 1989 Donald Douglas, QB; Will White, DB
 1990 Erric Rhett, RB; Ed Robinson, LB
 1991 Aubrey Hill, WR; Ellis Johnson, DL; Kevin Carter, DL; Larry Kennedy, DB; Shayne Edge, P
 1992 Jack Jackson, WR; Reggie Green, OL; Johnie Church, DL; David Barnard, DL; Ben Hanks, OLB
 1993 Danny Wuerrffel, QB (SEC Freshman of the Year); Cameron Davis, DL; Darren Hambrick, LB; Lawrence Wright, DB; Anthon Lott, DB
 1994 Ike Hilliard, WR; Reidel Anthony, WR; Fred Taylor, RB; Elijah Williams, RB; Mike Harris, DB
 1995 Jacques Green, WR; Mo Collins, OL; Terry Jackson, RB; Johnny Rutledge, LB; Mike Peterson, LB

1996 Ryan Kalich, OL; Reggie McGrew, DL; Jevon Kearse, LB
 1997 Zac Zedalis, OL
 1998 Kenyatta Walker, OL; Robert Gillespie, RB; David Wasielewski, P; Bennie Alexander, DB
 1999 Mike Pearson, OL; Earnest Graham, RB; Daryl Dixon, DB; Todd Johnson, DB
 2000 Jabar Gaffney, WR (SEC Freshman of the Year); Rex Grossman, QB; Clint Mitchell, DL; Travis Harris, LB
 2002 Mike Degory, C
 2003 Andre Caldwell, WR; Channing Crowder, LB; Earl Everett, LB; Chris Leak, QB (SEC Freshman of the Year); Ray McDonald, DT; Marcus Thomas, DL; Eric Wilbur, P
 2004 Brandon Siler, LB (SEC Freshman of the Year)
 2006 Percy Harvin, WR (SEC Freshman of the Year); Brandon James, RB/KR; Tim Tebow, QB
 2007 Joe Haden, CB; A.J. Jones, LB; Maurkice Pouncey, OL; Major Wright, S
 2008 Jeff Demps, RB; Will Hill, S; Janoris Jenkins, CB; Chris Rainey, RB

2009 Omar Hunter, DT; Xavier Nixon, OL
 2010 Trey Burton, AP; Andre Debose, KR; Shariff Floyd, DL; Jon Halapio, OL; Ronald Powell, LB; Jelani Jenkins, LB
 2011 Chaz Green, OL; De'Ante Saunders, DB
 2012 Jonathan Bullard, DL; Dante Fowler, Jr., DL; D.J. Humphries, OL; Antonio Morrison, LB
 2013 Vernon Hargreaves III, DB; Kelvin Taylor, RB; Johnny Townsend, P

NATIONAL HONORS




Gary Rolle is one of six Gator players honored with the National Football Foundation Scholar-Athlete Award.




Danny Wuerffel was chosen as the 1995 and 1996 Verizon Academic All-American of the Year, as well as the recipient of the Draddy Trophy as the nation's premier scholar-athlete.



Brad Culpepper was the recipient of the Draddy Scholarship Trophy in 1991, presented annually by the National Football Foundation and College Hall of Fame to the nation's premier football scholar-athlete.



Bill Kynes was a recipient of a 1977 Rhodes Scholarship. DB Michael Gilmore was a national finalist for that award in 1993.



Michael Gilmore was one of the nation's most honored scholar-athletes during 1993-94. He was a first-team Verizon Academic All-America honoree both of those years, as well as a first-team Hitachi/CFA Scholar-Athlete Team recipient. In 1994, he received the National Football Foundation and College Hall of Fame Scholar-Athlete Award and the NCAA Post-graduate Scholarship Award.



Gator great Carlos Alvarez (left) was inducted into the Verizon Academic All-America Hall of Fame in 1989. Another Gator receiving great, Cris Collinsworth, was inducted into that prestigious organization in 2001.

Florida is the only school in the nation to claim three recipients of the William V. Campbell Trophy, which honors the nation's premier scholar-athlete. Defensive tackle Brad Culpepper won the award in 1991, quarterback Danny Wuerffel garnered the honor in 1996 and quarterback Tim Tebow earned the recognition in 2009.

ACADEMIC ALL-AMERICA TEAM

Prior to 2004, the Academic All-America Team; 2005-present, ESPN The Magazine Academic All-American Team

1965	E Charles Casey (N/A)
1969	E Carlos Alvarez (1st Team)
1970	E Carlos Alvarez (2nd Team)
1971	E Carlos Alvarez (2nd Team)
1976	K David Posey (1st Team)
1977	RB-WR Wes Chandler (1st Team)
1980	WR Cris Collinsworth (1st Team)
1984	WR Gary Rolle (1st Team)
1991	DT Brad Culpepper (1st Team)
1993	DB Michael Gilmore (1st Team)
1994	QB Terry Dean (1st Team)
	DB Michael Gilmore (1st Team)
1995	QB Danny Wuerffel (1st Team)
1996	QB Danny Wuerffel (1st Team)
1998	RB Terry Jackson (2nd Team)
2007	QB Tim Tebow (1st Team)
2008	QB Tim Tebow (1st Team)
2009	QB Tim Tebow (1st Team)

ESPN THE MAGAZINE ACADEMIC ALL-AMERICAN OF THE YEAR

2008	QB Tim Tebow
2009	QB Tim Tebow

NATIONAL FOOTBALL FOUNDATION SCHOLAR-ATHLETE AWARD WINNERS

1976	DT Darrell Carpenter
1984	WR Gary Rolle
1991	DT Brad Culpepper
1994	DB Michael Gilmore
1996	QB Danny Wuerffel
2009	QB Tim Tebow

NCAA TODAY TOP EIGHT AWARD

1996	QB Danny Wuerffel
2009	QB Tim Tebow

CFA SCHOLAR-ATHLETE TEAM

1991	DT Brad Culpepper
	C Cal Dixon
1993	DB Michael Gilmore
1994	DB Michael Gilmore
1995	QB Danny Wuerffel
1996	DB Lawrence Wright
	QB Danny Wuerffel

NCAA POST-GRADUATE SCHOLARSHIP AWARD

1971	WR Carlos Alvarez
1976	DT Darrell Carpenter
1986	WR Bret Weichmann
1990	DE Huey Richardson
1994	DB Michael Gilmore
1997	QB Danny Wuerffel
1999	RB Terry Jackson

RHODES SCHOLAR PROGRAM

1928	G William McRae, Jr., (Recipient)
1977	QB Bill Kynes (Recipient)
1993	DB Michael Gilmore (state of Florida nominee, Finalist)

ACADEMIC ALL-AMERICA HALL OF FAME

1989	WR Carlos Alvarez
2001	WR Cris Collinsworth

WILLIAM V. CAMPBELL TROPHY

Presented to the Nation's Premier Scholar-Athlete by the National Football Foundation and College Hall of Fame; formerly the Draddy Trophy

1991	DT Brad Culpepper
1996	QB Danny Wuerffel
2005	C Mike Degory (semifinalist)
2006	QB Chris Leak (finalist)
2008	LS James Smith (semifinalist)
2009	QB Tim Tebow

ALL-AMERICAN FOOTBALL FOUNDATION**COACH OF THE YEAR**

2006 Urban Meyer

HEISMAN TROPHY BALLOTING

1965 QB Steve Spurrier (9th)
 1966 QB Steve Spurrier (1st)
 1975 FB Jimmy DuBose (6th)
 1977 WR Wes Chandler (10th)
 1987 RB Emmitt Smith (9th)
 1989 RB Emmitt Smith (7th)
 1991 QB Shane Matthews (5th)
 1995 QB Danny Wuerffel (3rd)
 1996 QB Danny Wuerffel (3rd)
 2001 QB Rex Grossman (2nd)
 2007 QB Tim Tebow (1st)
 2008 QB Tim Tebow (3rd)
 2009 QB Tim Tebow (5th)

MAXWELL AWARD

1996 QB Danny Wuerffel
 2007 QB Tim Tebow
 2008 QB Tim Tebow
 2009 QB Tim Tebow (finalist)
 2012 RB Mike Gillislee (1 of 16 semifinalists)

NATIONAL PLAYER OF THE YEAR

1995 QB Danny Wuerffel (recipient)
 (College Football Foundation)
 1996 QB Danny Wuerffel (recipient)
 (Walter Camp, National Football Foundation)
 2001 QB Rex Grossman (recipient) (AP)
 2007 QB Tim Tebow (recipient) (AP)
 2008 QB Tim Tebow (Walter Camp Finalist)
 2009 QB Tim Tebow (1 of 5 finalists)

SULLIVAN AWARD*Presented by the AAU to the nation's top amateur athlete*

2007 QB Tim Tebow
 2008 QB Tim Tebow

TD CLUB OF COLUMBUS FRESHMAN**PLAYER OF THE YEAR**

1987 RB Emmitt Smith
 2003 QB Chris Leak

NATIONAL DEFENSIVE PLAYER OF THE YEAR

1983 LB Wilber Marshall (Recipient from ABC)
 1994 DT Ellis Johnson (Recipient from CNN)
 1994 DE Kevin Carter (1 of 5 finalists by Football News)
 1996 DB Anthonie Lott (1 of 15 semifinalists by Football News)
 1997 DB Fred Weary (1 of 15 semifinalists by Football News)
 1998 LB Jevon Kearse (1 of 3 finalists for Bednarik Award by Maxwell Club of Philadelphia)
 1998 LB Jevon Kearse (1 of 3 finalists by Football News)
 1999 DE Alex Brown (1 of 15 semifinalists by Football News)
 2001 DE Alex Brown (1 of 5 finalists for Nagurski Trophy)
 2006 S Reggie Nelson (1 of 5 finalists for Nagurski Trophy)
 2006 LB Brandon Siler (1 of 15 semifinalists for Bednarik Award)
 2008 LB Brandon Spikes (Recipient from Chevrolet)
 2009 LB Brandon Spikes (1 of 3 finalists for Bednarik Award by Maxwell Club of Philadelphia)

NATIONAL OFFENSIVE PLAYER OF THE YEAR

1995 QB Danny Wuerffel (Football News)
 1996 QB Danny Wuerffel (Sporting News, Football News)
 1997 WR Jacquez Green (1 of 15 semifinalists by Football News)
 1999 WR Darrell Jackson (1 of 15 semifinalists by Football News)
 2001 QB Rex Grossman (AP, 1 of 5 finalists by Football News)
 2001 WR Jabar Gaffney (1 of 15 semifinalists by Football News)
 2001 QB Rex Grossman (AP recipient, 1 of 3 finalists by Football News)
 2007 QB Tim Tebow (CBSsportsline.com, Rivals.com)
 2008 QB Tim Tebow (AP)
 2009 QB Tim Tebow (AP)

NATIONAL FRESHMAN PLAYER OF THE YEAR*Presented by Street and Smith's*

1987 RB Emmitt Smith
 2000 WR Jabar Gaffney

NATIONAL DEFENSIVE FRESHMAN OF THE YEAR*Presented by College Football News*

2013 DB Vernon Hargreaves III

DAVEY O'BRIEN QUARTERBACK AWARD

1982 Wayne Peace (1 of 12 finalists)
 1983 Wayne Peace (1 of 12 finalists)
 1985 Kerwin Bell (1 of 10 finalists and the only sophomore)
 1991 Shane Matthews (1 of 10 finalists)
 1992 Shane Matthews (1 of 10 finalists)
 1995 Danny Wuerffel (recipient)
 1996 Danny Wuerffel (recipient)
 1999 Doug Johnson (1 of 25 finalists)
 2001 Rex Grossman (1 of 3 finalists)
 2004 Chris Leak (1 of 13 semifinalists)
 2006 Chris Leak (1 of 18 semifinalists)
 2007 Tim Tebow (recipient)
 2008 Tim Tebow (1 of 13 semifinalists)
 2009 Tim Tebow (1 of 3 finalists)

NATIONAL QUARTERBACK OF THE YEAR*National Quarterback Club*

2006 Chris Leak

MANNING AWARD*Presented to the nation's best quarterback beginning in 2004*

2008 Tim Tebow
 2009 Tim Tebow (1 of 10 finalists)

UNITAS GOLDEN ARM AWARD*Presented to the nation's top senior quarterback*

1992 Shane Matthews (1 of 6 finalists)
 1994 Terry Dean (1 of 12 semifinalists)
 1996 Danny Wuerffel (recipient)
 1999 Doug Johnson (1 of 16 final nominees)
 2009 Tim Tebow (1 of 5 finalists)

SAMMY BAUGH TROPHY*Presented to nation's top passer*

1971 John Reaves
 1996 Danny Wuerffel

BILETNIKOFF AWARD*Presented to the nation's top wide receiver*

1994 Jack Jackson (1 of 3 finalists)
 1996 Reidel Anthony (1 of 3 finalists)
 Ike Hilliard (1 of 10 semifinalists)
 1997 Jacquez Green (1 of 3 finalists)
 1998 Travis McGriff (1 of 10 semifinalists)
 1999 Darrell Jackson (1 of 10 semifinalists)
 2001 Jabar Gaffney (1 of 3 finalists)
 2001 Reche Caldwell (1 of 12 semifinalists)
 2002 Taylor Jacobs (1 of 10 semifinalists)
 2005 Chad Jackson (1 of 15 semifinalists)
 2007 Percy Harvin (1 of 10 semifinalists)

LOMBARDI AWARD*Presented to the nation's top linebacker/lineman*

1982 OLB Wilber Marshall (1 of 12 finalists and the only junior selected)
 1985 OLB Alonzo Johnson (1 of 12 finalists)
 1990 DE Huey Richardson (1 of 12 finalists)
 1994 DE Kevin Carter (1 of 12 finalists)
 1995 OT Jason Odom (1 of 12 semifinalists)
 1998 DT Ed Chester (1 of 12 semifinalists)
 LB Jevon Kearse (1 of 12 semifinalists)
 1999 DE Alex Brown (1 of 12 semifinalists)
 2000 DE Alex Brown (1 of 12 semifinalists)
 2001 DE Alex Brown (1 of 4 finalists)
 2008 LB Brandon Spikes (1 of 4 finalists)
 2009 LB Brandon Spikes (1 of 12 semifinalists)
 DE Carlos Dunlap (1 of 12 semifinalists)

RIMINGTON TROPHY*Presented to the nation's top center*

2005 Mike Degory (1 of 6 finalists)
 2009 Maurkice Pouncey (recipient)

BUTKUS AWARD*Presented to the nation's top linebacker*

1985 OLB Alonzo Johnson (1 of 10 finalists)
 1991 ILB Tim Paulk (1 of 10 finalists)
 1997 ILB Johnny Rutledge (1 of 10 semifinalists)
 1998 OLB Jevon Kearse (1 of 3 finalists)
 1998 ILB Johnny Rutledge (1 of 10 semifinalists)
 2001 ILB Andra Davis (1 of 12 semifinalists)
 2004 MLB Channing Crowder (1 of 12 semifinalists)
 2006 MLB Brandon Siler (1 of 10 semifinalists)
 2008 LB Brandon Spikes (1 of 3 finalists)
 2009 LB Brandon Spikes (1 of 5 finalists)

OUTLAND TROPHY*Presented to the nation's top interior lineman*

1970 DE Jack Youngblood (1 of 10 finalists)
 1988 OT David Williams (1 of 12 semifinalists)
 1995 OT Jason Odom (1 of 3 finalists)
 1996 C Jeff Mitchell (1 of 13 semifinalists)
 OG Donnie Young (1 of 13 semifinalists)

BRONKO NAGURSKI TROPHY*Presented to the nation's best defensive player by the Charlotte TD Club*

2006 S Reggie Nelson (1 of 5 finalists)
 2008 LB Brandon Spikes (1 of 5 finalists)

CHUCK BEDNARIK AWARD*Presented to nation's best defensive player by The Maxwell Club*

- 1998 LB Jevon Kearse (1 of 3 finalists)
 2008 LB Brandon Spikes (Semifinalist)
 2009 LB Brandon Spikes (1 of 3 finalists)
 2012 S Matt Elam (1 of 16 Semifinalists)

LOTT TROPHY*Presented to nation's best defensive player and highest character*

- 2008 LB Brandon Spikes (Quarterfinalist)
 2009 LB Brandon Spikes (Quarterfinalist)

THORPE AWARD*Presented to the nation's top defensive back*

- 1987 CB Jarvis Williams (1 of 10 semifinalists)
 1988 FS Louis Oliver (1 of 3 finalists)
 1990 CB Richard Fain (1 of 20 final nominees)
 1990 FS Will White (1 of 15 semifinalists)
 1996 SS Lawrence Wright (recipient)
 1997 CB Fred Weary (1 of 3 finalists)
 2003 CB Keiwan Ratliff (1 of 3 finalists)
 2006 S Reggie Nelson (1 of 3 finalists)
 2009 CB Joe Haden (1 of 3 finalists)
 2012 S Matt Elam (1 of 15 Semifinalists)

JACK TATUM AWARD*Presented to the nation's most outstanding defensive back*

- 2006 S Reggie Nelson

RAY GUY AWARD*Presented to the nation's top punter*

- 2005 Eric Wilbur (1 of 10 semifinalists)
 2008 Chas Henry (1 of 10 semifinalists)
 2009 Chas Henry (1 of 3 finalists)
 2010 Chas Henry (recipient)
 2012 Kyle Christy (1 of 3 finalists)

LOU GROZA COLLEGIATE PLACE-KICKER AWARD*Presented to nation's top kicker*

- 1993 Judd Davis (recipient)
 1994 Judd Davis (semifinalist)
 1999 Jeff Chandler (semifinalist)
 2000 Jeff Chandler (semifinalist)
 2003 Matt Leach (semifinalist)
 2008 Jonathan Phillips (semifinalist)
 2009 Caleb Sturgis (1 of 20 semifinalists)
 2011 Caleb Sturgis (1 of 3 finalists)
 2012 Caleb Sturgis (1 of 3 finalists)

JOHN MACKEY AWARD*Presented to the nation's top tight end*

- 2003 Ben Troupe (1 of 3 finalists)
 2009 Aaron Hernandez (recipient)

WUERFFEL TROPHY*Awarded to player whom best exemplifies community service and academic excellence*

- 2008 QB Tim Tebow

WOODEN CUP*Award given to the professional or collegiate athlete who makes the greatest positive impact in the lives of others*

- 2008 QB Tim Tebow

DICK SCHAAP SPORTSMAN OF THE YEAR AWARD

- 2011 P David Lerner

DISCOVER ORANGE BOWL COURAGE AWARD

- 2011 P David Lerner (nominee)

ESPY

- 2008 QB Tim Tebow (Best Male College Athlete)

DISNEY'S WIDE WORLD OF SPORTS SPIRIT AWARD*Presented to most inspirational player or team*

- 2008 QB Tim Tebow (Recipient)
 2008 DT Brandon Antwine (Nominee)

U.S. SPORTS ACADEMY ATHLETE OF THE YEAR*Presented to the most outstanding athlete of the year, amateur or professional*

- 2008 QB Tim Tebow (finalist)

THE RUDY AWARD*Presented to the player who demonstrates exemplary character, courage, contribution and commitment*

- 2008 LS James Smith (Nominee)

AWARDS AND RECOGNITION ASSOCIATION SPORTSMANSHIP AWARD*Presented to the player who exemplifies sportsmanship on and off the field*

- 2008 Javier Estopinan (finalist)

SEC COACH OF THE YEAR*AP, UPI, Nashville Banner — selected by league coaches*

- 1960 Ray Graves (Nashville Banner)
 1980 Charley Pell (UPI)
 1984 Galen Hall (AP, UPI)
 1990 Steve Spurrier (AP, UPI)
 1991 Steve Spurrier (Nashville Banner)
 1994 Steve Spurrier (Nashville Banner)
 1995 Steve Spurrier (AP, Nashville Banner)
 1996 Steve Spurrier (AP, Nashville Banner)
 2012 Will Muschamp (Coaches, CBSsports.com)

SEC PLAYER OF THE YEAR*Awarded by the Nashville Banner as selected by the league coaches*

- 1966 QB Steve Spurrier
 1975 FB Jimmy DuBose
 1984 QB Kerwin Bell
 1989 RB Emmitt Smith
 1990 QB Shane Matthews
 1991 QB Shane Matthews
 1995 QB Danny Wuerffel
 1996 QB Danny Wuerffel
 2001 QB Rex Grossman

SEC OFFENSIVE PLAYER OF THE YEAR*Awarded by the Associated Press beginning in 1998*

- 2007 QB Tim Tebow
 2008 QB Tim Tebow

SEC DEFENSIVE PLAYER OF THE YEAR*Awarded by the Associated Press beginning in 1998*

- 1998 LB Jevon Kearse
 2001 DE Alex Brown
 2003 CB Keiwan Ratliff

NATIONAL FOOTBALL FOUNDATION FOOTBALL HALL OF FAME HONOREES**PLAYERS**

- Dale Van Sickel, E, (1927-29), 1975*
 Steve Spurrier, QB, (1964-66), 1986*
 Jack Youngblood, DE, (1968-70), 1992*
 Emmitt Smith, RB, (1987-89), 2006*
 Wilber Marshall, LB, (1980-83), 2008*
 Carlos Alvarez, WR, (1969-71), 2011*
 Danny Wuerffel, QB, (1993-96), 2013*

HEAD COACHES

- Charles Bachman (1928-32), 1978*
 Ray Graves (1960-69), 1990*
 Doug Dickey (1970-78), 2003*

year inducted*JACOBS BLOCKING TROPHY***Presented to the SEC's top blocker as selected by the league coaches*

- 1984 OT Lomas Brown
 1991 C Cal Dixon
 1994 OT Jason Odom
 1995 OT Jason Odom
 1996 OG Donnie Young
 2000 OT Kenyatta Walker

SEC FRESHMAN OF THE YEAR

- 1987 RB Emmitt Smith (Knoxville Sentinel)
 1993 QB Danny Wuerffel (Knoxville Sentinel)
 2000 WR Jabar Gaffney (Coaches)
 2003 QB Chris Leak (AP, Coaches)
 2004 LB Brandon Siler (Coaches)
 2006 WR Percy Harvin (AP)

SEC SPECIAL TEAMS PLAYER OF THE YEAR*Award by the Associated Press beginning in 2004*

- 2008 PR Brandon James
 2012 K Caleb Sturgis (Co-Special Teams Player of the Year)

SEC NEWCOMER OF THE YEAR*Presented by Athlon Sports*

- 2013 DB Vernon Hargreaves III



FERGIE FERGUSON AWARD

The Forrest K. (Fergie) Ferguson Award is given in memory of one of the all-time great athletes at Florida. It goes annually to the senior football player who displays outstanding leadership, character and courage.

Ferguson started at end for the Gators from 1939-41 and wrote pass receiving records which would stand until the pro-style passing era of the 1960s. He was an All-American in 1941. He was also a collegiate state boxing champion and in 1942 won the national AAU javelin championship.

Fergie entered the Army in 1942 as a second lieutenant and was severely wounded in the Normandy Invasion in 1944. He won the Distinguished Service Cross for his heroism under fire. He died of his war wounds 10 years later.

1954	FB Malcolm Hammock	1982	FB James Jones	2012	DL Sharrif Floyd
1955	C LB Steve DeLaTorre	1983	WR Dwayne Dixon		LB Jon Bostic
1956	T Larry Wesley	1984	WR Gary Rolle		WR Frankie Hammond
1957	HB Jim Rountree	1985	RB Neal Anderson		DB Josh Evans
1958	QB Jimmy Dunn	1986	WR Ricky Nattiel	2013	DB Jeremy Brown
1959	G Asa Cox	1987	QB Kerwin Bell		OL Kyle Koehne
1960	E Pat Patchen	1988	DB Louis Oliver		LB Darrin Kitchens
	T Vic Miranda	1989	OT John Durden		
1961	T Jim Beaver	1990	TE Kirk Kirkpatrick		
1962	E Sam Holland	1991	C Cal Dixon		
1963	LB Jimmy Morgan	1992	DE Lex Smith		
	HB Hagood Clarke	1993	DT William Gaines		
1964	FB Larry Dupree	1994	DB Michael Gilmore		
1965	E Charles Casey	1995	OLB Ben Hanks		
1966	QB Steve Spurrier	1996	LB James Bates		
1967	E Richard Trapp	1997	LB Dwayne Thomas		
1968	G Guy Dennis	1998	DE Willie Cohens		
	HB Larry Smith	1999	OG Cheston Blackshear		
1969	DB Steve Tannen	2000	QB Jesse Palmer		
1970	E Jack Youngblood	2001	FB Rob Roberts		
1971	QB John Reaves	2002	LB Bam Hardmon		
1972	LB Fred Abbott	2003	FS Daryl Dixon		
1973	NG David Hitchcock	2004	RB Ciatrick Fason		
1974	SE Lee McGriff	2005	S Jarvis Herring		
1975	FB Jimmy DuBose	2006	WR Jemalle Cornelius		
1976	QB Jimmy Fisher	2007	WR Andre Caldwell		
1977	SE Wes Chandler	2008	WR Louis Murphy		
1978	DE Mike Dupree	2009	LB Ryan Stamper		
1979	DB Chuck Hatch	2010	DE Justin Trattou		
1980	LB David Little	2011	LB Lerentee McCray		
1981	PK Brian Clark		QB John Brantley		

JAMES W. KYNES AWARD

Presented annually to the player who best exemplified the mental and physical toughness and "iron-man" determination Kynes exhibited as a Gator player and in his lifetime. Up until the 2011 season, it was presented to the offensive lineman who best exemplified those traits. Close friends Tom MacDonald and George Levy originated the Kynes Award in 1986. The first recipient was offensive tackle David Williams.

Kynes, Florida's first All-SEC offensive lineman and captain of the 1949 team, was the last Gator football player to play every minute in a game, something he accomplished several times during his career, including in his final game against Alabama. He went on to become the youngest Attorney General in the state of Florida's history at age 37 and was a business and civic leader in Tampa until his death of cancer at age 60 on Oct. 13, 1988.

1986	OT David Williams	2002	OT Bryan Savelio
1987	OG Bob Sims	2003	OG Shannon Snell
1988	OT David Williams	2004	OT Jonathan Colon
1989	OG Chris Bromley	2005	OG Lance Butler
1990	OT Mark White	2006	DT Steven Harris
1991	OT Tony Rowell	2007	OL Carlton Medder
1992	OT Reggie Green	2008	OL Phil Trautwein
1993	OG Jim Watson		OL Jason Watkins
1994	OT Anthony Ingrassia	2009	C Maurkice Pouncey
1995	OG Reggie Green	2010	C Mike Pouncey
1996	OG Donnie Young	2011	QB John Brantley
1997	OT Zach Piller	2012	LB Jon Bostic
1998	OL Cooper Carlisle		S Matt Elam
1999	OG Ryan Kalich	2013	DL Dominique Easley
2000	OT Mike Pearson		OL Jon Halapio
2001	OL Zac Zedalis		

RAY GRAVES AWARD

Presented annually to the team's Most Valuable Player as selected by a vote of the entire squad. Head Coach Steve Spurrier initiated the award in 1990 in tribute to Graves, who was head coach from 1960-69.

Graves compiled a 70-31-4 record at the Gator helm, then the record for most wins (70) in school history for a head coach. He led Florida to winning records in nine of his 10 seasons at the helm, including nine or more wins three times. Graves' teams also appeared in five bowl games, posting a 4-1 record. He coached Florida's first Heisman Trophy winner in Spurrier, who captured college football's most prestigious honor in 1966.

1990	TE Kirk Kirkpatrick	2002	QB Rex Grossman
1991	DT Tony McCoy	2003	CB Keiwan Ratliff
1992	QB Shane Matthews	2004	RB Ciatrick Fason
	ILB Carlton Miles	2005	CB Vernell Brown
1993	RB Errict Rhett	2006	S Reggie Nelson
1994	DT Ellis Johnson	2007	QB Tim Tebow
1995	QB Danny Wuerffel	2008	QB Tim Tebow
1996	QB Danny Wuerffel	2009	CB Joe Haden
1997	RB Fred Taylor		QB Tim Tebow
1998	LB Mike Peterson	2010	S Ahmad Black
1999	PK Jeff Chandler	2011	RB Chris Rainey
2000	WR Jabar Gaffney	2012	RB Mike Gillislee
2001	QB Rex Grossman	2013	WR Solomon Patton

ALL-TIME NFL GATORS

The following University of Florida players have appeared on a regular-season NFL roster.

*Research compiled by NFL Alumni Association and NFL.com

Tremayne Allen (TE/FB), Chicago Bears 1997-98
Neal Anderson (RB), Chicago Bears 1986-93
Reidel Anthony (WR), Tampa Bay Buccaneers 1997-2001
Trace Armstrong (DE), Chicago Bears 1989-94; Miami Dolphins 1995-2000; Oakland Raiders 2001-03
Dallas Baker (WR), Pittsburgh Steelers 2007-09
Ephesians Bartley (OLB), Philadelphia Eagles 1992
Jim Beaver (DT), Philadelphia Eagles 1962
Kerwin Bell (QB), Atlanta Falcons 1988; Tampa Bay Buccaneers 1989; Indianapolis Colts 1996-97
Ahmad Black (DB), Tampa Bay Buccaneers 2011-13
Jon Bostic (LB), Chicago Bears 2013
Michael Brandon (DE), Indianapolis Colts 1993; Arizona Cardinals 1994; San Francisco 49ers 1995-96
Scot Brantley (LB), Tampa Bay Buccaneers 1980-87
Larry Brinson (RB), Dallas Cowboys 1977-79; Seattle Seahawks 1980
Alex Brown (DE), Chicago Bears 2002-09; New Orleans Saints 2010
Barry Brown (LB), Baltimore Colts 1966-67; New York Giants 1968; Boston Patriots 1969-70
Lomas Brown (OT), Detroit Lions 1985-95; Arizona Cardinals 1996-98; Cleveland Browns 1999; New York Giants 2000-01; Tampa Bay Buccaneers 2002
Carl Brumbaugh (QB), Chicago Bears 1930-34, 1936-38; Cleveland Rams 1937
Andre Caldwell (WR), Cincinnati Bengals 2008-11; Denver Broncos 2012-13
Reche Caldwell (WR), San Diego Chargers 2002-05; New England Patriots 2006; Washington Redskins 2007
Glenn Cameron (LB), Cincinnati Bengals 1975-85
Mark Campbell (DE), Denver Broncos 1996; Arizona Cardinals 1997
Cooper Carlisle (OG), Denver Broncos 2000-06; Oakland Raiders 2007-12
Earl Carr (RB), San Francisco 49ers 1978; Philadelphia Eagles 1979
Travis Carroll (LB), New Orleans Saints 2002-03; Houston Texans 2003
Kevin Carter (DE), St. Louis Rams 1995-2000; Tennessee Titans 2001-04; Miami Dolphins 2005-06; Tampa Bay Buccaneers 2007-08
Ran Carthon (RB), Indianapolis Colts 2004-06; Detroit Lions 2006
Rick Casares (RB), Chicago Bears 1954-64; Washington Redskins 1965; Miami Dolphins 1966
Don Chandler (K), New York Giants 1956-64; Green Bay Packers 1965-67
Jeff Chandler (K), San Francisco 49ers 2002-03; Washington Redskins/Carolina Panthers 2004
Wes Chandler (WR), New Orleans Saints 1978-81; San Diego Chargers 1981-87; San Francisco 49ers 1988
Clifford Charlton (LB), Cleveland Browns 1988-89
Brian Clark (K), Tampa Bay Buccaneers 1982
Mike Clark (DE), Washington Redskins 1981; San Francisco 49ers 1982; Tampa Bay Buccaneers 1987
Randy Clark (S), Tampa Bay Buccaneers 1984
Hagood Clarke (DB), Buffalo Bills 1964-68
Greg Cleveland (T), Miami Dolphins 1987
Joe Cohen (DT), San Francisco 49ers 2007; Miami Dolphins 2008; Detroit Lions 2009
Mo Collins (OT), Oakland Raiders 1998-2003
Cris Collinsworth (WR), Cincinnati Bengals 1981-88
Riley Cooper (WR), Philadelphia Eagles 2010-13
Clyde Crabtree (HB/QB), Frankfurt Yellow Jackets/Minneapolis Red Jackets 1930
Ray Criswell (P), Tampa Bay Buccaneers 1987-88
Channing Crowder (LB), Miami Dolphins 2005-10
Brad Culpepper (DT), Minnesota Vikings 1992-93; Tampa Bay Buccaneers 1994-99; Chicago Bears 2000
Jermaine Cunningham (DE), New England Patriots 2010-12; San Francisco 49ers 2013; New York Jets 2013

Ivory Curry (DB), Tampa Bay Buccaneers 1987
Dexter Daniels (LB), Baltimore Ravens 1996
Andra Davis (LB), Cleveland Browns 2002-08; Denver Broncos 2009; Buffalo Bills 2010-11
Alvin Darby (TE), Houston Oilers/Seattle Seahawks 1976; Tampa Bay Buccaneers 1978
Floyd Dean (LB), San Francisco 49ers 1964-65
Frank Dempsey (OL-LB), Chicago Bears 1950-53
Jeff Denson (RB), New England Patriots 2012; Tampa Bay Buccaneers 2013
Guy Dennis (G), Cincinnati Bengals 1969-72; Detroit Lions 1973-75
Cal Dixon (C), New York Jets 1992-95; Miami Dolphins 1996
Dwayne Dixon (WR), Tampa Bay Buccaneers 1984, 87
Chris Doering (WR), Indianapolis Colts 1996-97; Denver Broncos 1999; Washington Redskins 2002; Pittsburgh Steelers 2003-04
Dwayne Douglas (T), New York Giants 1953
Jimmy DuBose (RB), Tampa Bay Buccaneers 1976-78
Paul Duhart (RB), Green Bay Packers 1944; Pittsburgh Steelers 1945; Boston Yanks 1945
Carlos Duntlap (DE), Cincinnati Bengals 2010-13
Ricky Easmon (CB), Dallas Cowboys 1985; Tampa Bay Buccaneers 1985-86
Shayne Edge (P), Pittsburgh Steelers 1996
Matt Elam (DB), Baltimore Ravens 2013
Josh Evans (DB), Jacksonville Jaguars 2013
Richard Fain (DB), Cincinnati Bengals/Phoenix Cardinals 1991; Chicago Bears 1992
Ciatrix Fason (RB), Minnesota Vikings 2005-06
Chris Faulkner (TE), Los Angeles Rams 1984; San Diego Chargers 1985
Dan Fike (OG), Cleveland Browns 1985-92; Pittsburgh Steelers 1993
Don Fleming (DB), Cleveland Browns 1960-62
Sharrif Floyd (DL), Minnesota Vikings 2013
Derrick Gaffney (WR), New York Jets 1978-84, 1987
Jabar Gaffney (WR), Houston Texans 2002-05; New England Patriots 2006-08; Denver Broncos 2009-10; Washington Redskins 2011; Miami Dolphins 2012
Larry Gagner (G), Pittsburgh Steelers 1966-69; Kansas City Chiefs 1972
William Gaines (DT), Miami Dolphins 1994; Washington Redskins 1995-97
David Galloway (DT), St. Louis Cardinals 1982-87; Phoenix Cardinals 1988-89; Denver Broncos 1990
Tony George (DB), New England Patriots 1999-2000
Lewis Gilbert (TE), Atlanta Falcons 1978-79; Philadelphia Eagles/San Francisco 49ers 1980; Los Angeles Rams 1981
Marcus Gilbert (OT), Pittsburgh Steelers 2011-13
Robert Gillespie (RB), Washington Redskins 2002
Mike Gillislie (RB), Miami Dolphins 2013
Clark Goff (T), Pittsburgh Steelers 1940
Tim Golden (LB), New England Patriots 1982-84; Philadelphia Eagles 1985
Royce Goodbread (HB), Frankford Yellow Jackets/Minneapolis Red Jackets 1930; Providence Steam Roller 1931
Earnest Graham (RB), Tampa Bay Buccaneers 2004-11
Bobby Joe Green (P), Pittsburgh Steelers 1960-61; Chicago Bears 1962-73
Jacquez Green (WR), Tampa Bay Buccaneers 1998-2001; Detroit Lions/Washington Redskins 2002
Sammy Green (LB), Seattle Seahawks 1976-79; Houston Oilers 1980
Tony Green (KR-RB), Washington Redskins 1978; New York Giants 1979; Seattle Seahawks 1979
Rex Grossman (QB), Chicago Bears 2003-08; Houston Texans 2009; Washington Redskins 2010-13
Monty Grow (DB), Kansas City Chiefs 1994; Jacksonville Jaguars 1995-96
Buck Gurley (DT), Tampa Bay Buccaneers 2002
Joe Haden (CB), Cleveland Browns 2010-13
Mal Hammack (FB), Chicago Cardinals 1955, 1957-59; St. Louis Cardinals 1960-66

Darren Hambrick (LB), Dallas Cowboys 1998-2001; Carolina Panthers 2001; Cleveland Browns 2002
Lorenzo Hampton (RB), Miami Dolphins 1985-89
Randy Hand (OT), Buffalo Bills 2006
Ben Hanks (LB), Minnesota Vikings 1996; Detroit Lions 1997
Jack Harper (RB), Miami Dolphins 1967-68
James Harrell (LB), Detroit Lions 1979-83, 1985-86; Kansas City Chiefs 1987
Roy Harris (DT), Atlanta Falcons 1984-85; Tampa Bay Buccaneers 1987
Steven Harris (DT), Denver Broncos 2007
Derrick Harvey (DE), Jacksonville Jaguars 2008-10; Denver Broncos 2011
Percy Harvin (WR), Minnesota Vikings 2009-12; Seattle Seahawks 2013
Chas Henry (P), Philadelphia Eagles 2011-12
Joe Hergert (LB), Buffalo Bills 1960-61
Aaron Hernandez (TE), New England Patriots 2010-12
Bob Hewko (QB), Tampa Bay Buccaneers 1983
Reynaldo Hill (CB), Tennessee Titans 2005-08
Will Hill (S), New York Giants 2012-13
Ike Hilliard (WR), New York Giants 1997-04; Tampa Bay Buccaneers 2005-08
Billy Hinson (OG), Atlanta Falcons 1986
Eric Hodges (WR), Kansas City Chiefs 1987
Jaye Howard (DT), Seattle Seahawks 2012; Kansas City Chiefs 2013
Chuck Hunsinger (HB), Chicago Bears 1950-52
John Hunt (OG), Dallas Cowboys 1984; Tampa Bay Buccaneers 1987
Maurice Hurt (OG), Washington Redskins 2011-13
Scott Hutchinson (DE), Buffalo Bills 1978-80, 1983; Tampa Bay Buccaneers 1981
Cornelius Ingram (TE), Philadelphia Eagles 2009-10
Chad Jackson (WR), New England Patriots 2006-08; Denver Broncos 2008
Darrell Jackson (WR), Seattle Seahawks 2000-06; San Francisco 49ers 2007; Denver Broncos 2008
Jack Jackson (WR), Chicago Bears 1995-96
Randy Jackson (T), Chicago Bears 1967-74
Terry Jackson (RB), San Francisco 49ers 1999-2005
Willie Jackson (WR), Dallas Cowboys 1994; Jacksonville Jaguars 1995-97; Cincinnati Bengals 1998-99; New Orleans Saints 2000-01; Atlanta Falcons/Washington Redskins 2002
Taylor Jacobs (WR), Washington Redskins 2003-05; San Francisco 49ers 2006; San Francisco 49ers/Denver Broncos 2007
Brandon James (WR), Indianapolis Colts 2010
John James (P), Atlanta Falcons 1972-81; Detroit Lions 1982; Houston Oilers 1982-84
Jelani Jenkins (LB), Miami Dolphins 2013
Alonzo Johnson (LB), Philadelphia Eagles 1986-87
Doug Johnson (QB), Atlanta Falcons 2000-03; Tennessee Titans 2004; Cleveland Browns 2005; Cincinnati Bengals 2006
Ellis Johnson (DT), Indianapolis Colts 1995-2001; Atlanta Falcons 2002-03; Denver Broncos 2004
Todd Johnson (FS), Chicago Bears 2003-06; St. Louis Rams 2007-08; Buffalo Bills 2009
James Jones (FB), Detroit Lions 1983-88; Seattle Seahawks 1989-92
Jimmy Jordan (RB), New Orleans Saints 1967
Jevon Kearse (DE), Tennessee Titans 1999-2003, 2008-09; Philadelphia Eagles 2004-07
Vince Kendrick (RB), Atlanta Falcons 1974; Tampa Bay Buccaneers 1976
Crawford Ker (OG), Dallas Cowboys 1985-90; Denver Broncos 1991
Kelvin Knight (WR), Green Bay Packers 2004; New England Patriots 2006
Erron Kinney (TE), Tennessee Titans 2000-06
Nick Klutka (E), Buffalo Bison 1946
Floyd Konesty (E), Cleveland Rams 1944-45; Baltimore Colts 1947
Mark Korff (LB), San Francisco 49ers 1987
Eric Kresser (QB), Cincinnati Bengals 1997-99

Tron LaFavor (DT), Chicago Bears 2003; Dallas Cowboys 2004
Frank Lasky (T), New York Giants 1964-65
Billy Latsko (RB), Carolina Panthers 2007; San Diego Chargers 2008-10
Burton Lawless (G), Dallas Cowboys 1975-79; Detroit Lions 1980; Miami Dolphins 1981
Terry LeCount (WR), San Francisco 49ers 1978-79; Minnesota Vikings 1979-84, 1987
Gene Lee (L), Boston Yanks 1946
Tony Lilly (S), Denver Broncos 1984-87
David Little (LB), Pittsburgh Steelers 1981-92
Tony Lomack (WR), Los Angeles Rams 1990; Phoenix Cardinals 1991
Burford Long (HB), New York Giants 1953-55
Anthone Lott (CB), Cincinnati Bengals 1997
Marquand Manuel (S), Cincinnati Bengals 2002-03; Seattle Seahawks 2004-05; Green Bay Packers 2006; Carolina Panthers 2007; Denver Broncos 2008; Detroit Lions 2009
Wilber Marshall (LB), Chicago Bears 1984-87; Washington Redskins 1988-92; Houston Oilers 1993; Arizona Cardinals 1994; New York Jets 1995
Ingle Martin (QB), Green Bay Packers 2006
Shane Matthews (QB), Chicago Bears 1993-96, 1999-2001; Carolina Panthers 1997-98; Washington Redskins 2002; Cincinnati Bengals 2003; Buffalo Bills 2004-05; Miami Dolphins 2006
Fred McCallister (LB), Tampa Bay Buccaneers 1987
Eugene McCaslin (LB), Green Bay Packers 2000
Tony McCoy (DT), Indianapolis Colts 1992-99; Arizona Cardinals 2000
Bobby McCray (DE), Jacksonville Jaguars 2004-07; New Orleans Saints 2008-09; Philadelphia Eagles 2010
Lerentee McCray (LB), Denver Broncos 2013
Ray McDonald (DE), San Francisco 49ers 2007-13
Reggie McGrew (DT), San Francisco 49ers 1999-2001; Atlanta Falcons 2002
Lee McGriff (WR), Tampa Bay Buccaneers 1976
Travis McGriff (WR), Denver Broncos 1999-2001; Atlanta Falcons 2002
Vito McKeever (DB), Tampa Bay Buccaneers 1986-87
Henry McMillian (DT), Seattle Seahawks 1995-97
Dexter McNabb (FB), Green Bay Packers 1992-93
Darren Mickell (DE), Kansas City Chiefs 1992-95; New Orleans Saints 1996-97, 1999; San Diego Chargers 2000; Oakland Raiders 2001
Drew Miller (C), Jacksonville Jaguars 2008; St. Louis Rams 2011
Patrick Miller (LB), San Diego Chargers 1987-88
Ernie Mills (WR), Pittsburgh Steelers 1991-96; Carolina Panthers 1997; Dallas Cowboys 1998-99
Jeremy Mincey (DE), San Francisco 49ers/Jacksonville Jaguars 2006; Jacksonville Jaguars 2007-13; Denver Broncos 2013
Clint Mitchell (DE), Denver Broncos 2003; Kansas City Chiefs 2006
Fondren Mitchell (HB), Miami Seahawks 1946
Jeff Mitchell (C), Baltimore Ravens 1998-2000; Carolina Panthers 2001-05
Alonzo Mitz (DE), Seattle Seahawks 1986-89; Cincinnati Bengals 1991-92
Kestahn Moore (RB), Kansas City Chiefs 2009
Nat Moore (WR), Miami Dolphins 1974-86
Jarvis Moss (DE), Denver Broncos 2007-10; Oakland Raiders 2010-11
Mike Moten (DT), Arizona Cardinals 1998
Mike Mularkey (TE), Minnesota Vikings 1983-88; Pittsburgh Steelers 1989-91
Dennis Murphy (DT), Chicago Bears 1965
Louis Murphy (WR), Oakland Raiders 2009-11; Carolina Panthers 2012; New York Giants 2013
Mark Murray (DL), Denver Broncos 1991
Godfrey Myles (LB), Dallas Cowboys 1991-96
Mike Nattiel (LB), Minnesota Vikings 2003-04
Ricky Nattiel (WR), Denver Broncos 1987-92
Frankie Neal (WR), Green Bay Packers 1987
David Nelson (WR), Buffalo Bills 2010-12; New York Jets 2013
Reggie Nelson (FS), Jacksonville Jaguars 2007-09; Cincinnati Bengals 2010-13
Tim Newton (MG), Minnesota Vikings 1985-89; Tampa Bay Buccaneers 1990-91; Kansas City Chiefs 1993

Xavier Nixon (OL), Indianapolis Colts 2013
Jack O'Brien (E), Pittsburgh Steelers 1954-56
Jason Odom (OT), Tampa Bay Buccaneers 1996-99
Louis Oliver (DB), Miami Dolphins 1989-93; Cincinnati Bengals 1994; Miami Dolphins 1995-96
Ralph Ortega (LB), Atlanta Falcons 1975-78; Miami Dolphins 1979-80
Jesse Palmer (QB), New York Giants 2001-04
Joel Parker (WR), New Orleans Saints 1974-75, 1977
Bernie Parrish (S), Cleveland Browns 1959-66; Houston Oilers 1966
Mike Pearson (OT), Jacksonville Jaguars 2002-05; Houston Texans 2006
Leon Pennington (LB), Tampa Bay Buccaneers 1987
Anton Peters (T), Denver Broncos 1963
Mike Peterson (LB), Indianapolis Colts 1999-2002; Jacksonville Jaguars 2003-08; Atlanta Falcons 2009-12
Zach Piller (OG), Tennessee Titans 1999-2006
David Posey (K), New England Patriots 1978
Maurkice Pouncey (C), Pittsburgh Steelers 2010-13
Mike Pouncey (C), Miami Dolphins 2011-13
Chris Rainey (RB), Pittsburgh Steelers 2012; Indianapolis Colts 2013
Keiwan Ratliff (CB), Cincinnati Bengals 2004-07, 2010; Tampa Bay Buccaneers 2007; Indianapolis Colts 2007-08; Pittsburgh Steelers 2009
John Reaves (QB), Philadelphia Eagles 1972-74; Cincinnati Bengals 1975-78; Minnesota Vikings 1979; Houston Oilers 1981; Tampa Bay Buccaneers 1987
Jordan Reed (TE), Washington Redskins 2013
Larry Rentz (WR), San Diego Chargers 1969
Errict Rhett (RB), Tampa Bay Buccaneers 1994-97; Baltimore Ravens 1998-99; Cleveland Browns 2000
Huey Richardson (LB), Pittsburgh Steelers 1991; New York Jets/Washington Redskins 1992
Ed Robinson (ILB), Pittsburgh Steelers 1994
Johnny Rutledge (LB), Arizona Cardinals 1999-2002
Guss Scott (DB), New England Patriots 2004-05; Seattle Seahawks 2006
Ian Scott (DT), Chicago Bears 2003-06; San Diego Chargers 2008-09
Lito Sheppard (CB), Philadelphia Eagles 2002-08; New York Jets 2009; Minnesota Vikings 2010; Oakland Raiders 2011
Brandon Siler (LB), San Diego Chargers 2007-10; Kansas City Chiefs 2011-12
Stacey Simmons (WR), Indianapolis Colts 1990
Jackie Simpson (DB), Baltimore Colts 1958-60; Pittsburgh Steelers 1961-62
O.J. Small (WR), Tennessee Titans 2005
Cedric Smith (FB), Minnesota Vikings 1990; New Orleans Saints 1991; Washington Redskins 1994-95; Arizona Cardinals 1996-98
Emmitt Smith (RB), Dallas Cowboys 1990-2002; Arizona Cardinals 2003-04
Larry Smith (RB), Los Angeles Rams 1969-73; Washington Redskins 1974
Del Speer (DB), Cleveland Browns 1993-94; Seattle Seahawks 1994
Jimmy Spencer (DB), New Orleans Saints 1992-95; Cincinnati Bengals 1996-97; San Diego Chargers 1998-99; Denver Broncos 2000-03
Brandon Spikes (LB), New England Patriots 2010-13
Steve Spurrier (QB), San Francisco 49ers 1967-75; Tampa Bay Buccaneers 1976
Max Starks (OT), Pittsburgh Steelers 2004-12; St. Louis Rams 2013
Bruce Starling (DB), Denver Broncos 1963
Kay Stephenson (QB), San Diego Chargers 1967; Buffalo Bills 1968
Caleb Sturgis (K), Miami Dolphins 2013
John Symank (DB), Green Bay Packers 1957-62; St. Louis Cardinals 1963
Steve Tannen (DB), New York Jets 1970-74
Fred Taylor (RB), Jacksonville Jaguars 1998-2008; New England Patriots 2009-10
Travis Taylor (WR), Baltimore Ravens 2000-04; Minnesota Vikings 2005-06; Oakland Raiders/St. Louis Rams/Carolina Panthers 2007; Detroit Lions 2008
Tim Tebow (QB), Denver Broncos 2010-11; New York Jets 2012

Marcus Thomas (DT), Denver Broncos 2007-11
Deonte Thompson (WR), Baltimore Ravens 2012-13
Ron Tilton (OG), Washington Redskins 1986
Allen Trammell (DB), Houston Oilers 1966
Richard Trapp (WR), Buffalo Bills 1968; San Diego Chargers 1969; New York Jets 1970; Philadelphia Eagles 1971-72
Justin Trattout (DE), New York Giants 2011-13; Minnesota Vikings 2013
Phil Trautwein (OT), St. Louis Rams/Cleveland Browns 2009
Scott Trimble (OT), San Diego Chargers 1985
Ben Troupe (TE), Tennessee Titans 2004-07; Tampa Bay Buccaneers 2008; Oakland Raiders 2008
Harmon Wages (RB), Atlanta Falcons 1968-71, 1973
Aaron Walker (TE), San Francisco 49ers 2003-04; St. Louis Rams 2005-07
Kenyatta Walker (OT), Tampa Bay Buccaneers 2001-06
Gerard Warren (DT), Cleveland Browns 2001-04; Denver Broncos 2005-06; Oakland Raiders 2007-09; New England Patriots 2010-11
Tavares Washington (OT), San Francisco 49ers 2006
Dale Waters (E), Washington Redskins 1932-33
Fred Weary (DB), New Orleans Saints 1998-2001; Atlanta Falcons 2002; St. Louis Rams 2003
Dee Webb (CB), Jacksonville Jaguars 2006
Rhondy Weston (DT), Tampa Bay Buccaneers 1989; Cleveland Browns 1991
Adrian White (DB), New York Giants 1987-91; Green Bay Packers 1992; New England Patriots 1993
Jack White (T), Philadelphia Eagles 1945
Broughton Williams (T), Chicago Bears 1947
Cy Williams (T), Staten Island Stapletons 1929-30; Brooklyn Dodgers 1932
David Williams (OT), Houston Oilers 1989-95; New York Jets 1996-97
Elijah Williams (DB), Atlanta Falcons 1998-2001
Jarvis Williams (DB), Miami Dolphins 1988-93; New York Giants 1994
John L. Williams (FB), Seattle Seahawks 1986-93; Pittsburgh Steelers 1994-95
Lawrence Wright (S), Cincinnati Bengals 1997, 1999
Major Wright (S), Chicago Bears 2010-13
Danny Wuerffel (QB), New Orleans Saints 1997-99; Green Bay Packers 2000; Chicago Bears 2001; Washington Redskins 2002
DeShawn Wynn (RB), Green Bay Packers 2007-09; New Orleans Saints 2010
Jim Yarbrough (T), Detroit Lions 1969-77
Jim Yeats (TE), Houston Oilers 1960
Tyrone Young (WR), New Orleans Saints 1983-84
Jack Youngblood (DE), Los Angeles Rams 1971-84
Jeff Zimmerman (OG), Dallas Cowboys 1987-90

GATORS IN THE SUPER BOWL

42 Players, 58 Appearances - Gators have been a part of 17 Super Bowl-winning teams

Super Bowl I (1967) **GREEN BAY:** Don Chandler (P)
 Super Bowl II (1968) **GREEN BAY:** Don Chandler (P)
 Super Bowl X (1976) Dallas: Burton Lawless* (G)
 Super Bowl XII (1978) **DALLAS:** Larry Brinson (RB), Burton Lawless (G)
 Super Bowl XIII (1979) Dallas: Larry Brinson (RB), Burton Lawless (G)
 Super Bowl XIV (1980) Los Angeles Rams: Jack Youngblood* (DE)
 Super Bowl XVI (1982) Cincinnati: Glenn Cameron* (LB), Cris Collinsworth* (WR)
 Super Bowl XVII (1983) Miami: Nat Moore (WR)
 Super Bowl XIX (1985) Miami: Nat Moore (WR)
 Super Bowl XX (1986) **CHICAGO:** Wilber Marshall* (LB)
 Super Bowl XXI (1987) Denver: Tony Lilly (FS), Ricky Nattiel (WR)
 Super Bowl XXII (1988) Denver: Tony Lilly* (FS), Ricky Nattiel* (WR)
 Super Bowl XXIII (1989) Cincinnati: Cris Collinsworth (WR)
 Super Bowl XXVI (1992) **WASHINGTON:** Wilber Marshall* (LB)
 Super Bowl XXVII (1993) **DALLAS:** Emmitt Smith* (RB), Godfrey Myles (LB)
 Super Bowl XXVIII (1994) **DALLAS:** Emmitt Smith* (RB), Godfrey Myles (LB)
 Super Bowl XXX (1996) Pittsburgh: John L Williams* (RB), Ernie Mills* (WR)
DALLAS: Emmitt Smith* (RB), Godfrey Myles (LB)
 Super Bowl XXXIII (1999) Atlanta: Elijah Williams (DB)
 Super Bowl XXXIV (2000) Tennessee: Jevon Kearse* (DE), Zach Piller (OG)
 Super Bowl XXXV (2001) **ST. LOUIS:** Kevin Carter* (DE)
 New York Giants: Lomas Brown* (OT), Ike Hilliard* (WR)
BALTIMORE: Jeff Mitchell* (C)

Super Bowl XXXVII (2003) Oakland: Mo Collins* (OG)
TAMPA BAY: Kenyatta Walker* (OT), Lomas Brown (OT)
 Carolina: Jeff Mitchell* (C)
 Super Bowl XXXVIII (2004) Philadelphia: Lito Sheppard* (CB), Jevon Kearse* (DE)
 Super Bowl XXXIX (2005) **NEW ENGLAND:** Guss Scott (S, Injured Reserve)
 Seattle: Darrell Jackson* (WR), Marquand Manuel* (S)
PITTSBURGH: Max Starks* (OT)
 Super Bowl XL (2006) Chicago: Alex Brown* (DE), Rex Grossman* (QB), Todd Johnson (S), Ian Scott* (DT)
 Super Bowl XLI (2007) New England: Jabar Gaffney (WR), Chad Jackson (WR)
 Super Bowl XLII (2008) **PITTSBURGH:** Dallas Baker (WR), Max Starks* (OT)
 Super Bowl XLIII (2009) **NEW ORLEANS:** Bobby McCray* (DE)
 Super Bowl XLIV (2010) Pittsburgh: Maurkice Pouncey (C), Max Starks (OT) (both were injured and unable to play)
 Super Bowl XLV (2011) New England: Brandon Spikes* (LB), Aaron Hernandez (TE), Gerard Warren (DT), Jermaine Cunningham (LB, injured reserve)
NEW YORK GIANTS: Justin Trattou (DE, inactive)
 Super Bowl XLVII (2013) **BALTIMORE:** Deonte Thompson (WR, inactive)
 San Francisco: Ray McDonald* (DT)
 Super Bowl XLVIII (2014) **SEATTLE:** Percy Harvin (WR)
 Denver: Andre Caldwell (WR), Jeremy Mincey (DL), Lerentee McCray (LB - injured reserve)

*Started in the Super Bowl; **BOLD ALL CAPS** indicates Super Bowl winning team

GATORS IN THE PRO BOWL

20 Players, 58 Appearances

Neal Anderson, RB Chicago Bears (1988-89-90-91)
 Trace Armstrong, DE Miami Dolphins (2000)
 Lomas Brown, OT Detroit Lions (1990-91-92-93-94-95) and Arizona Cardinals (1996)
 Kevin Carter, DE St. Louis Rams (1999) and Tennessee Titans (2002)
 Wes Chandler, WR New Orleans Saints (1979) and San Diego Chargers (1982-83-85)
 Cris Collinsworth, WR Cincinnati Bengals (1981-82-83)
 Bobby Joe Green, P Chicago Bears (1970)
 Tony Green, KR Washington Redskins (1978)
 Joe Haden, CB Cleveland Browns (2013)
 Percy Harvin, WR Minnesota Vikings (2009)
 John James, P Atlanta Falcons (1975-76-77)
 Jevon Kearse, DE Tennessee Titans (1999-2000-01)
 David Little, LB Pittsburgh Steelers (1990)
 Wilber Marshall, LB Chicago Bears (1986-87) and Washington (1992)
 Nat Moore, WR Miami Dolphins (1977)
 Maurkice Pouncey, C Pittsburgh Steelers (2010-11-12)
 Mike Pouncey, C Miami Dolphins (2013)
 Lito Sheppard, DB Philadelphia Eagles (2004-06)
 Emmitt Smith, RB Dallas Cowboys (1990-91-92-93-94-95-98-99)
 Fred Taylor, RB Jacksonville Jaguars (2007)
 John L. Williams, FB Seattle Seahawks (1990-91)
 Jack Youngblood, DE Los Angeles Rams (1973-74-75-76-77-78-79)

SUPER BOWL SCORING, BY COLLEGE

School	Points	
1 Miami (Fla.)	84	Passing TDs count
2 Penn State	73	for the receiver,
3 FLORIDA	68	not the passer.
4 Notre Dame	64	
5 Georgia	55	
6 California	54	
Nebraska	54	
8 Mississippi Valley State	48	
9 Illinois	45	
10 Michigan State	43	
11 Ohio State	42	
Southern California	42	
Texas Tech	42	
14 UCLA	40	
15 Colorado	37	

2013 GATORS IN THE NFL

37 Players, 341 Games Played, 193 Starts

PLAYER
 Ahmad Black Tampa Bay Buccaneers
 Jon Bostic Chicago Bears
 Andre Caldwell Denver Broncos
 Riley Cooper Philadelphia Eagles
 Jermaine Cunningham New York Jets
 Jeff Demps Tampa Bay Buccaneers (I.R.)
 Carlos Dunlap Cincinnati Bengals
 Matt Elam Baltimore Ravens
 Josh Evans Jacksonville Jaguars
 Sharrif Floyd Minnesota Vikings
 Marcus Gilbert Pittsburgh Steelers
 Mike Gillislee Miami Dolphins
 Rex Grossman Washington Redskins

PLAYER
 Joe Haden Cleveland Browns
 Frankie Hammond Kansas City Chiefs
 Percy Harvin Seattle Seahawks
 Will Hill New York Giants
 Jaye Howard Kansas City Chiefs
 Maurice Hurt Washington Redskins (I.R.)
 Jelani Jenkins Miami Dolphins
 Lerentee McCray Denver Broncos (I.R.)
 Ray McDonald San Francisco 49ers
 Jeremy Mincey Denver Broncos
 Louis Murphy New York Giants
 David Nelson New York Jets
 Reggie Nelson Cincinnati Bengals

PLAYER
 Xavier Nixon Indianapolis Colts
 Maurkice Pouncey Pittsburgh Steelers
 Mike Pouncey Miami Dolphins
 Chris Rainey Indianapolis Colts
 Jordan Reed Washington Redskins
 Brandon Spikes New England Patriots
 Max Starks St. Louis Rams
 Caleb Sturgis Miami Dolphins
 Deonte Thompson Baltimore Ravens
 Justin Trattou Minnesota Vikings
 Major Wright Chicago Bears

FIRST-ROUND DRAFT PICKS

- UF has 46 all-time first-round draft picks in school history, the sixth-best total in the nation and second in the SEC (Alabama leads with 49).
- A breakdown of those selections includes 11 DL, nine RB, six WR, six OL, six DB, four LB and four QB.

- The Gators have totaled 11 first-round picks since 2007, third-most among all schools nationally. Alabama leads with 16 picks and LSU is second with 12 picks.

- Florida has had a first-round draft pick at 11 different positions (C, QB, RB, FB, WR, OT, DE, DT, LB, CB, S).
- Florida tied a school record with three first-round draft picks in 2010 (UF also had three in 1989).

1945 RB **Paul Duhart** by the Pittsburgh Steelers
2nd pick overall

1950 RB **Chuck Hunsinger** by the Chicago Bears
2nd pick overall

1967 QB **Steve Spurrier** by the San Francisco 49ers
3rd pick overall

1969 RB **Larry Smith** by the Los Angeles Rams
8th pick overall

1970 DB **Steve Tannen** by the New York Jets
20th pick overall

1971 DE **Jack Youngblood** by the Los Angeles Rams
20th pick overall

1972 QB **John Reaves** by the Philadelphia Eagles
14th pick overall

1975 LB **Glenn Cameron** by the Cincinnati Bengals
14th pick overall

1978 WR **Wes Chandler** by the New Orleans Saints
3rd pick overall

1983 FB **James Jones** by the Detroit Lions
13th pick overall

1984 LB **Wilber Marshall** by the Chicago Bears
11th pick overall

1985 OT **Lomas Brown** by the Detroit Lions
6th pick overall

RB **Lorenzo Hampton** by the Miami Dolphins
27th pick overall

1986 FB **John L. Williams** by the Seattle Seahawks
15th pick overall

RB **Neal Anderson** by the Chicago Bears
28th pick overall

1987 WR **Ricky Nattiel** by the Denver Broncos
27th pick overall

1988 LB **Clifford Charlton** by the Cleveland Browns
21st pick overall

1989 DT **Trace Armstrong** by the Chicago Bears
12th pick overall

OT **David Williams** by the Houston Oilers
23rd pick overall

DB **Louis Oliver** by the Miami Dolphins
25th pick overall

1990 RB **Emmitt Smith** by the Dallas Cowboys
17th pick overall

1991 DE **Huey Richardson** by the Pittsburgh Steelers
15th pick overall

1995 DE **Kevin Carter** by the St. Louis Rams
6th pick overall

DT **Ellis Johnson** by the Indianapolis Colts
15th pick overall

1997 WR **Ike Hilliard** by the New York Giants
7th pick overall

WR **Reidel Anthony** by the Tampa Bay Bucs
16th pick overall

1998 RB **Fred Taylor** by the Jacksonville Jaguars
9th pick overall

OT **Mo Collins** by the Oakland Raiders
23rd pick overall

1999 LB **Jevon Kearse** by the Tennessee Titans
16th pick overall

DT **Reggie McGrew** by the San Francisco 49ers
24th pick overall

2000 WR **Travis Taylor** by the Baltimore Ravens
10th pick overall

2001 DT **Gerard Warren** by the Cleveland Browns
3rd pick overall

OT **Kenyatta Walker** by the Tampa Bay Bucs
14th pick overall

2002 DB **Lito Sheppard** by the Philadelphia Eagles
26th pick overall

2003 QB **Rex Grossman** by the Chicago Bears
22nd pick overall

2007 DE **Jarvis Moss** by the Denver Broncos
17th pick overall

S **Reggie Nelson** by the Jacksonville Jaguars
21st pick overall

2008 DE **Derrick Harvey** by the Jacksonville Jaguars
8th pick overall

2009 WR **Percy Harvin** by the Minnesota Vikings
22nd pick overall

2010 CB **Joe Haden** by the Cleveland Browns
7th pick overall

C **Maurkice Pouncey** by the Pittsburgh Steelers
18th pick overall

QB **Tim Tebow** by the Denver Broncos
25th pick overall

2011 OL **Mike Pouncey** by the Miami Dolphins
15th pick overall

2013 DT **Sharrif Floyd** by the Minnesota Vikings
23rd pick overall

DB **Matt Elam** by the Baltimore Ravens
32nd pick overall

2014 DT **Dominique Easley** by the New England Patriots
29th pick overall

MOST YEARS IN FIRST ROUND

1	Alabama	16
2	LSU	12
3	FLORIDA	11
4	USC	10
5	Ohio State	8
	Tennessee	8
7	Florida State	7
	North Carolina	7
8	Missouri	6
	Oklahoma	6
	Oklahoma State	6
	Texas A&M	6

ALL-TIME FIRST ROUND PICKS

1	USC	77
2	Ohio State	70
3	Notre Dame	64
4	Miami	59
5	Alabama	49
6	FLORIDA	46
7	Tennessee	45
8	Michigan	44
9	Texas	43
10	Oklahoma	42
11	Florida State	40
12	LSU	38
13	Penn State	36
14	Michigan State	35
15	Nebraska	33

GATORS DRAFTED BY FRANCHISE

Selections	Team
24	Pittsburgh Steelers
19	Chicago Bears
17	New York Giants
16	Denver Broncos
16	San Francisco 49ers
14	Miami Dolphins
13	Dallas Cowboys
13	New England Patriots
13	Philadelphia Eagles
12	Indianapolis Colts
12	Washington Redskins
11	Minnesota Vikings
11	St. Louis Rams
10	Green Bay Packers
9	Arizona Cardinals
9	Cleveland Browns
9	San Diego Chargers

Selections	Team
9	Seattle Seahawks
9	Tampa Bay Buccaneers
9	Tennessee Titans
8	Atlanta Falcons
8	Cincinnati Bengals
8	Jacksonville Jaguars
7	Buffalo Bills
7	Detroit Lions
7	Kansas City Chiefs
7	New York Jets
6	New Orleans Saints
5	Oakland Raiders
4	Baltimore Ravens
1	Houston Texans
323	Total Gators Drafted by Current NFL franchises

SELECTIONS MADE BY NOW DEFUNCT FRANCHISES

2	Boston Yanks
1	Brooklyn Dodgers
1	*New York Yankees

4 Total Gators Drafted by Defunct NFL franchises

327 Total Gators Drafted in History

**The Yankees were a member of the All-American Football Conference that merged with the NFL in 1950. A separate AAFC draft was held from 1947-49.*

GATORS DRAFTED BY DECADE

2010s

Year	Picks
2014	4
2013	8
2012	2
2011	4
2010	9
TOTAL	27

2000s

Year	Picks
2009	3
2008	2
2007	9
2006	3
2005	3
2004	5
2003	8
2002	8
2001	4
2000	5
TOTAL	50

1990s

Year	Picks
1999	8
1998	5
1997	4
1996	6
1995	4
1994	5
1993	2
1992	9
1991	5
1990	4
TOTAL	52

1980s

Year	Picks
1989	4
1988	4
1987	6
1986	7
1985	6
1984	4
1983	4
1982	3
1981	4
1980	1
TOTAL	43

1970s

Year	Picks
1979	2
1978	10
1977	4
1976	8
1975	4
1974	5
1973	2
1972	4
1971	1
1970	2
TOTAL	42

1960s

Year	Picks
1969	4
1968	1
1967	2
1966	4 (+2 AFL)
1965	5 (+1 AFL)
1964	3 (+1 AFL)
1963	6 (+3 AFL)
1962	2 (+5 AFL)
1961	2 (+2 AFL)
1960	3 (+6 AFL)
TOTAL	32 (+20 AFL)

1950s

Year	Picks
1959	5
1958	6
1957	7
1956	5
1955	4
1954	5
1953	5
1952	2
1951	0
1950	4
TOTAL	43

1940s

Year	Picks
1949	0
1948	2 (+1 AAFC)
1947	0
1946	3
1945	3
1944	0
1943	4
1942	1
1941	1
1940	1
TOTAL	15 (+1 AAFC)

1930s

Year	Picks
1939	0
1938	1
1937	0
1936	0
TOTAL	1

PLAYERS DECLARING EARLY

2014 (3)

Ronald Powell
Loucheiz Purifoy
Marcus Roberson

2013 (4)

Matt Elam
Shariff Floyd
Jelani Jenkins
Jordan Reed

2011 (1)

Will Hill

2010 (5)

Carlos Dunlap
Joe Haden
Aaron Hernandez
Maurkice Pouncey
Major Wright

2009 (1)

Percy Harvin

2008 (1)

Derrick Harvey

2007 (4)

Jarvis Moss
Reggie Nelson
Brandon Siler
Ryan Smith

2006 (1)

Chad Jackson

2005 (2)

Channing Crowder
Ciatrick Fason

2003 (5)

Rex Grossman
Taylor Jacobs
Clint Mitchell
Mike Nattiel
Ian Scott

2002 (4)

Reche Caldwell
Jabar Gaffney
Mike Pearson
Lito Sheppard

2001 (3)

John Capel
Kenyatta Walker
Gerard Warren

2000 (2)

Travis Taylor
Darrell Jackson

1999 (2)

Jevon Kearse
Reggie McGrew

1998 (2)

Mo Collins
Jacquez Green

1997 (2)

Ike Hilliard
Reidel Anthony

1995 (1)

Jack Jackson

1994 (1)

Darren Mickel

1990 (1)

Emmitt Smith

ALL-TIME DRAFT RESULTS

2014

Rd.	(Overall)	Name	Pos.	Team
1	(29th)	Dominique Easley	DT	New England Patriots
4	(101st)	Jaylen Watkins	CB	Philadelphia Eagles
5	(169th)	Ronald Powell	LB	New Orleans Saints
6	(179th)	Jon Halapio	OG	New England Patriots

2013

1	(23rd)	Sharrif Floyd	DT	Minnesota Vikings
1	(32nd)	Matt Elam	S	Baltimore Ravens
2	(50th)	Jon Bostic	LB	Chicago Bears
3	(85th)	Jordan Reed	TE	Washington Redskins
4	(104th)	Jelani Jenkins	LB	Miami Dolphins
5	(164th)	Mike Gillislee	RB	Miami Dolphins
5	(166th)	Caleb Sturgis	K	Miami Dolphins
6	(169th)	Josh Evans	S	Jacksonville Jaguars

2012

4	(114th)	Jaye Howard	DT	Seattle Seahawks
5	(159th)	Chris Rainey	RB	Pittsburgh Steelers

2011

1	(15th)	Mike Pouncey	OL	Miami Dolphins
2	(63rd)	Marcus Gilbert	OT	Pittsburgh Steelers
5	(151st)	Ahmad Black	S	Tampa Bay Buccaneers
7	(217th)	Maurice Hurt	G	Washington Redskins

2010

1	(7th)	Joe Haden	CB	Cleveland Browns
1	(18th)	Maurkice Pouncey	C	Pittsburgh Steelers
1	(25th)	Tim Tebow	QB	Denver Broncos
2	(53rd)	Jermaine Cunningham	DE	New England Patriots
2	(54th)	Carlos Dunlap	DE	Cincinnati Bengals
2	(62nd)	Brandon Spikes	LB	New England Patriots
3	(75th)	Major Wright	S	Chicago Bears
4	(113th)	Aaron Hernandez	TE	New England Patriots
5	(159th)	Riley Cooper	WR	Philadelphia Eagles

2009

1	(22nd)	Percy Harvin	WR/RB	Minnesota Vikings
4	(124th)	Louis Murphy	WR	Oakland Raiders
5	(153rd)	Cornelius Ingram	TE	Philadelphia Eagles

2008

1	(8th)	Derrick Harvey	DE	Jacksonville Jaguars
3	(97th)	Andre Caldwell	WR	Cincinnati Bengals

2007

1	(17th)	Jarvis Moss	DE	Denver Broncos
1	(21st)	Reggie Nelson	S	Jacksonville Jaguars
3	(97th)	Ray McDonald	DE	San Francisco 49ers
4	(135th)	Joe Cohen	DE	San Francisco 49ers
4	(121st)	Marcus Thomas	DT	Denver Broncos
6	(206th)	Ryan Smith	CB	Tennessee Titans
7	(227th)	Dallas Baker	WR	Pittsburgh Steelers
7	(228th)	DeShawn Wynn	RB	Green Bay Packers
7	(240th)	Brandon Siler	LB	San Diego Chargers

2006

2	(36th)	Chad Jackson	WR	New England Patriots
6	(191st)	Jeremy Mincey	DE	New England Patriots
7	(236th)	Dee Webb	DB	Jacksonville Jaguars

2005

3	(70th)	Channing Crowder	LB	Miami Dolphins
4	(112th)	Ciatrick Fason	TB	Minnesota Vikings
7	(218th)	Reynaldo Hill	DB	Tennessee Titans

2004

Rd.	(Overall)	Name	Pos.	Team
2	(40th)	Ben Troupe	TE	Tennessee Titans
2	(49th)	Keiwan Ratliff	DB	Cincinnati Bengals
3	(75th)	Max Starks	OT	Pittsburgh Steelers
3	(95th)	Guss Scott	SS	New England Patriots
7	(249th)	Bobby McCray	DE	Jacksonville Jaguars

2003

1	(22nd)	Rex Grossman	QB	Chicago Bears
2	(44th)	Taylor Jacobs	WR	Washington Redskins
4	(100th)	Todd Johnson	FS	Chicago Bears
4	(116th)	Ian Scott	DT	Chicago Bears
5	(161st)	Aaron Walker	TE	San Francisco 49ers
5	(171st)	Tron LaFavor	DT	Chicago Bears
6	(190th)	Mike Nattiel	LB	Minnesota Vikings
7	(227th)	Clint Mitchell	DE	Denver Broncos

2002

1	(26th)	Lito Sheppard	CB	Philadelphia Eagles
2	(33rd)	Jabar Gaffney	WR	Houston Texans
2	(40th)	Mike Pearson	OT	Jacksonville Jaguars
2	(48th)	Reche Caldwell	WR	San Diego Chargers
4	(102nd)	Jeff Chandler	PK	San Francisco 49ers
4	(104th)	Alex Brown	DE	Chicago Bears
5	(141st)	Andra Davis	LB	Cleveland Browns
6	(181st)	Marquand Manuel	SS	Cincinnati Bengals

2001

1	(3rd)	Gerard Warren	DT	Cleveland Browns
1	(14th)	Kenyatta Walker	OT	Tampa Bay Buccaneers
4	(125th)	Jesse Palmer	QB	New York Giants
7	(208th)	John Capel	WR	Chicago Bears

2000

1	(10th)	Travis Taylor	WR	Baltimore Ravens
3	(68th)	Erron Kinney	TE	Tennessee Titans
3	(80th)	Darrell Jackson	WR	Seattle Seahawks
4	(112th)	Cooper Carlisle	G	Denver Broncos
7	(249th)	Eugene McCaslin	LB	Green Bay Packers

1999

1	(16th)	Jevon Kearse	LB	Tennessee Titans
1	(24th)	Reggie McGrew	DT	San Francisco 49ers
2	(36th)	Mike Peterson	LB	Indianapolis Colts
2	(51st)	Johnny Rutledge	LB	Arizona Cardinals
3	(81st)	Zach Piller	OT	Tennessee Titans
3	(91st)	Tony George	DB	New England Patriots
3	(93rd)	Travis McGriff	WR	Denver Broncos
5	(157th)	Terry Jackson	RB	San Francisco 49ers

1998

1	(9th)	Fred Taylor	RB	Jacksonville Jaguars
1	(23rd)	Mo Collins	OT	Oakland Raiders
2	(34th)	Jacquez Green	WR	Tampa Bay Buccaneers
4	(97th)	Fred Weary	CB	New Orleans Saints
6	(166th)	Elijah Williams	CB	Atlanta Falcons

1997

1	(7th)	Ike Hilliard	WR	New York Giants
1	(16th)	Reidel Anthony	WR	Tampa Bay Buccaneers
4	(99th)	Danny Wuerffel	QB	New Orleans Saints
5	(134th)	Jeff Mitchell	C	Baltimore Ravens

1996

Rd. (Overall)	Name	Pos.	Team
3 (78th)	Mark Campbell	DE	Denver Broncos
4 (96th)	Jason Odom	OT	Tampa Bay Buccaneers
6 (172nd)	Dexter Daniels	LB	Baltimore Ravens
6 (184th)	Reggie Green	OL	Seattle Seahawks
6 (185th)	Chris Doering	WR	Jacksonville Jaguars
7 (225th)	Johnie Church	DE	Seattle Seahawks

1995

1 (6th)	Kevin Carter	DE	St. Louis Rams
1 (15th)	Ellis Johnson	DT	Indianapolis Colts
4 (116th)	Jack Jackson	WR	Chicago Bears
6 (180th)	Henry McMillian	DT	Seattle Seahawks

1994

2 (34th)	Errict Rhett	RB	Tampa Bay Buccaneers
3 (109th)	Willie Jackson	WR	Dallas Cowboys
6 (138th)	Harrison Houston	WR	Atlanta Falcons
6 (147th)	William Gaines	DT	Miami Dolphins
SD (25th)	Darren Mickell	DE	Kansas City Chiefs

1993

6 (142nd)	Lawrence Hatch	DB	New England Patriots
7 (172nd)	Will White	FS	Phoenix Cardinals

Note: In 1993, the NFL Draft was reduced to seven rounds.

1992

4 (105th)	Tony McCoy	DT	Indianapolis Colts
5 (119th)	Dexter McNabb	FB	Green Bay Packers
5 (127th)	Cal Dixon	C	New York Jets
6 (156th)	Tony Rowell	OT	Los Angeles Raiders
7 (182nd)	Tim Paulk	LB	Atlanta Falcons
8 (206th)	Hesham Ismail	OG	Pittsburgh Steelers
9 (241st)	Ephesians Bartley	LB	Philadelphia Eagles
10 (264th)	Brad Culpepper	DT	Minnesota Vikings
12 (309th)	Michael Brandon	DE	Indianapolis Colts

1991

1 (15th)	Huey Richardson	DE	Pittsburgh Steelers
3 (62nd)	Godfrey Myles	LB	Dallas Cowboys
3 (73rd)	Ernie Mills	WR	Pittsburgh Steelers
6 (157th)	Richard Fain	DB	Cincinnati Bengals
8 (215th)	Jimmy Spencer	DB	Washington Redskins

1990

1 (17th)	Emmitt Smith	RB	Dallas Cowboys
4 (83rd)	Stacey Simmons	WR	Indianapolis Colts
5 (131st)	Cedric Smith	FB	Minnesota Vikings
9 (245th)	Tony Lomack	WR	Los Angeles Rams

1989

1 (12th)	Trace Armstrong	DT	Chicago Bears
1 (23rd)	David Williams	OT	Houston Oilers
1 (25th)	Louis Oliver	FS	Miami Dolphins
3 (68th)	Rhondy Weston	DT	Dallas Cowboys

1988

1 (21st)	Clifford Charlton	OLB	Cleveland Browns
2 (42nd)	Jarvis Williams	DB	Miami Dolphins
6 (162nd)	Bob Sims	OG	New Orleans Saints
7 (180th)	Kerwin Bell	QB	Miami Dolphins

1987

Rd. (Overall)	Name	Pos.	Team
1 (27th)	Ricky Nattiel	WR	Denver Broncos
2 (55th)	Adrian White	DB	New York Giants
3 (68th)	Jeff Zimmerman	OL	Dallas Cowboys
6 (149th)	Ron Moten	OLB	Philadelphia Eagles
12 (318th)	Scott Armstrong	ILB	Dallas Cowboys
12 (323rd)	Keith Williams	DT	Minnesota Vikings

1986

1 (15th)	John L. Williams	FB	Seattle Seahawks
1 (27th)	Neal Anderson	RB	Chicago Bears
2 (48th)	Alonzo Johnson	OLB	Philadelphia Eagles
5 (121st)	Ray Criswell	P	Philadelphia Eagles
5 (131st)	Patrick Miller	OLB	San Diego Chargers
7 (187th)	Ray McDonald	WR	New England Patriots
8 (211th)	Alonzo Mitz	DT	Seattle Seahawks

1985

1 (6th)	Lomas Brown	OT	Detroit Lions
1 (27th)	Lorenzo Hampton	RB	Miami Dolphins
3 (76th)	Crawford Ker	OT	Dallas Cowboys
5 (139th)	Billy Hinson	OG	Denver Broncos
6 (164th)	Tim Newton	MG	Minnesota Vikings
11 (306th)	Gary Rolle	WR	Denver Broncos

1984

1 (11th)	Wilber Marshall	LB	Chicago Bears
3 (78th)	Tony Lilly	DB	Denver Broncos
8 (202nd)	Randy Clark	DB	Kansas City Chiefs
9 (232nd)	John Hunt	OG	Dallas Cowboys

1983

1 (13th)	James Jones	RB	Detroit Lions
4 (108th)	Chris Faulkner	TE	Dallas Cowboys
9 (229th)	Mike Mularkey	TE	San Francisco 49ers
10 (274th)	Dan Fike	OT	New York Jets

1982

2 (38th)	David Galloway	DT	St. Louis Cardinals
10 (253rd)	Brian Clark	K	New England Patriots
10 (271st)	Robin Fisher	DL	Miami Dolphins

1981

2 (37th)	Cris Collinsworth	WR	Cincinnati Bengals
6 (153rd)	Dock Luckie	DT	Kansas City Chiefs
7 (183rd)	David Little	LB	Pittsburgh Steelers
7 (190th)	Mike Clark	DE	Los Angeles Rams

1980

3 (75th)	Scot Brantley	LB	Tampa Bay Buccaneers
----------	---------------	----	----------------------

1979

7 (251st)	Mike Dupree	LB	Kansas City Chiefs
10 (178th)	Don Swafford	T	Philadelphia Eagles

1978

1 (3rd)	Wes Chandler	WR	New Orleans Saints
2 (38th)	Scott Hutchinson	DE	Buffalo Bills
4 (91st)	Terry LeCount	WR	San Francisco 49ers
5 (124th)	Earl Carr	RB	St. Louis Cardinals
5 (128th)	Willie Wilder	RB	Green Bay Packers
6 (159th)	Tony Green	RB	Washington Redskins
8 (197th)	Derrick Gaffney	WR	New York Jets
10 (259th)	Mark Totten	C	Green Bay Packers
11 (296th)	Charlie Williams	LB	New England Patriots
12 (311th)	Alan Williams	P	New York Jets

1977

Rd.	(Overall)	Name	Pos.	Team
9	(239th)	David Posey	K	San Francisco 49ers
10	(252nd)	Robert Morgan	RB	Tampa Bay Buccaneers
10	(253rd)	Alvin Cowans	DB	Pittsburgh Steelers
12	(310th)	Jimmy Stephens	TE	Pittsburgh Steelers

1976

2	(29th)	Sammy Green	LB	Seattle Seahawks
2	(30th)	Jimmy DuBose	RB	Tampa Bay Buccaneers
4	(111th)	Mike Smith	DE	Philadelphia Eagles
6	(157th)	Alvin Darby	TE	Seattle Seahawks
7	(199th)	James Richards	RB	New York Jets
12	(332nd)	Gerald Loper	G	San Francisco 49ers
13	(356th)	Mike Williams	T	Atlanta Falcons
14	(403rd)	Wayne Fields	DB	Pittsburgh Steelers

1975

1	(14th)	Glenn Cameron	LB	Cincinnati Bengals
2	(29th)	Ralph Ortega	LB	Atlanta Falcons
2	(44th)	Richard Lawless	G	Dallas Cowboys
8	(191st)	Preston Kendrick	LB	San Francisco 49ers

1974

3	(78th)	Nat Moore	WR	Miami Dolphins
4	(96th)	Vince Kendrick	RB	Atlanta Falcons
5	(113th)	Joseph Parker	WR	New Orleans Saints
12	(267th)	Ricky S. Brown	LB	Houston Oilers
12	(312th)	Jim Revels	DB	Miami Dolphins

1973

6	(143rd)	Fred Abbott	LB	Minnesota Vikings
11	(285th)	Willie B. Jackson	WR	Los Angeles Rams

1972

1	(14th)	John Reaves	QB	Philadelphia Eagles
12	(294th)	Mike Rich	RB	Green Bay Packers
14	(348th)	Tommy Durrance	RB	Pittsburgh Steelers
15	(390th)	Carlos Alvarez	WR	Dallas Cowboys

1971

1	(20th)	Jack Youngblood	DE	Los Angeles Rams
---	--------	-----------------	----	------------------

1970

1	(20th)	Steve Tannen	DB	New York Jets
10	(250th)	Malcolm Steen	G	San Diego Chargers

1969

1	(8th)	W. Larry Smith	RB	Los Angeles Rams
2	(47th)	Jim Yarbrough	TE	Detroit Lions
5	(109th)	Guy Dennis	G	Cincinnati Bengals
17	(434th)	Larry Rentz	DB	San Diego Chargers

1968

3	(63rd)	Richard Trapp	E	Buffalo Bills
---	--------	---------------	---	---------------

1967

1	(3rd)	Steve Spurrier	QB	San Francisco 49ers
3	(57th)	Jimmy Jordan	HB	Atlanta Falcons

1966

2		Larry Gagner	G	Pittsburgh Steelers
3		Larry Gagner	G	Miami Dolphins (AFL)
3		Randy Jackson	T	Buffalo Bills (AFL)
4		Randy Jackson	T	Chicago Bears
6		Charley Casey	FL	Atlanta Falcons
15		Harold Seymour	HBK	Washington Redskins
18		Harold Seymour	HBK	Kansas City Chiefs (AFL)

1965

Rd.	(Overall)	Name	Pos.	Team
5		Roger Pettee	LB	Dallas Cowboys
6		A. Dennis Murphy	T	Houston Oilers (AFL)
10		Frank Pennie	T	Detroit Lions
10		A. Dennis Murphy	T	Chicago Bears
15		Larry Gagner	T	Cleveland Browns
19		Berry Brown	ELB	Baltimore Colts

1964

6		Merrell Brown	E	Washington Redskins
7		Hagood Clarke, III	B	San Francisco 49ers
15		Berry Brown	E	Pittsburgh Steelers
18		Hagood Clarke, III	B	Buffalo Bills (AFL)

1963

2		Frank Lasky	T	New York Giants
3		Dick Skelly	B	New York Giants
6		Anton Peters	T	Denver Broncos (AFL)
8		Anton Peters	T	Los Angeles Rams
9		Robert Hoover	B	Minnesota Vikings
11		Lindy Infante	HB	Buffalo Bills (AFL)
12		Lindy Infante	HB	Cleveland Browns
14		Frank Lasky	T	San Diego Chargers
19		Bruce Starling	HB	Denver Broncos (AFL)

1962

4		Thomas F. Dean	T	San Francisco 49ers
8		Paul White	HB	Minnesota Vikings
8		Paul White	HB	Buffalo Bills (AFL)
15		Floyd Dean	T	Oakland Raiders (AFL)
29		Jim Beaver	G	Buffalo Bills (AFL)
30		Don Goodman	HB	Dallas Texans (AFL)
31		Louis Hicks	T	New York Titans (AFL)

1961

7		Pat Patchen	E	Denver Broncos (AFL)
8		Jim Beaver	G	Philadelphia Eagles
13		Don Goodman	B	Dallas Cowboys
19		Jack Espanship	HB	Los Angeles Chargers (AFL)

1960

6		Dave Hudson	E	Washington Redskins
11		Bob Wehking	C	Baltimore Colts
17		Jim Beaver	T	Baltimore Colts

1960 AFL Organizational Draft

(No rounds available)

Jim Beaver	T	Dallas Texans (AFL)
William Hudson	E	Denver Broncos (AFL)
Bobby Joe Green	HB	Denver Broncos (AFL)
Perry McGriff	E	Los Angeles Chargers (AFL)
Bob Wehking	C	Los Angeles Chargers (AFL)
Dan Edgington	E	Minneapolis (AFL)*

*Minneapolis subsequently gave up their AFL franchise in lieu of an NFL franchise shortly after the 1960 draft. All selections by Minneapolis hence became property of the newly formed Oakland Raiders' AFL franchise.

1959

9		Bobby Joe Green	HB	San Francisco 49ers
16		Dan Edgington	E	Green Bay Packers
24		Joe Hergert	C	Green Bay Packers
28		Don Fleming	B	Chicago Cardinals
29		Perry McGriff	B	Baltimore Colts

1958

2		Charles Mitchell	G	Cleveland Browns
9		Bernie Parrish	B	Cleveland Browns
10		Val Heckman	T	San Francisco 49ers
15		Ed Sears	B	Pittsburgh Steelers
20		Lou Pelham	E	Washington Redskins
25		Jim Roundtree	B	Baltimore Colts

1957

Rd. (Overall)	Name	Pos.	Team
4	Jackie Simpson	B	Baltimore Colts
5	John Barrow	G	Detroit Lions
5	Larry Wesley	T	New York Giants
8	Billy Booker	B	New York Giants
16	Joe Brodsky	B	Washington Redskins
18	Jim Eaton	E	New York Giants
24	Donald Hicks	T	New York Giants

1956

5	Don Chandler	B	New York Giants
6	Fred Cason	B	New York Giants
16	Ray T. Brown	B	Chicago Bears
25	Harry Spears	B	New York Giants
28	Bobby Lance	QB	Green Bay Packers

1955

3	Malcolm Hammock	B	Chicago Cardinals
23	George Medved	T	Los Angeles Rams
28	Arch Cassidy	T	Washington Redskins
29	Bill Dearing	B	Detroit Lions

1954

2	Rick Casares	B	Chicago Bears
7	Jack O'Brian	E	Pittsburgh Steelers
8	Dan Hunter	T	Philadelphia Eagles
15	Joe D'Agostino	G	Baltimore Colts
17	Howard Chapman	T	Cleveland Browns

1953

4	Dwayne Douglas	T	New York Giants
5	Buford Long	B	New York Giants
17	Reed Quinn	B	Pittsburgh Steelers
22	Mike Kelly	E	New York Giants
25	Haywood Sullivan	B	Chicago Cardinals

1952

13	Carroll McDonald	C	Detroit Lions
25	Charlie LaPradd	T	Green Bay Packers

1950

Rd. (Overall)	Name	Pos.	Team
1	*Chuck Hunsinger	B	Chicago Bears
13	Fred Dempsey	G	Chicago Bears
14	James W. Kynes, Jr.	C	Pittsburgh Steelers
26	Gaspar Vaccaro	B	Pittsburgh Steelers

*Pick acquired in trade with the New York Bulldogs

1948

8	Bob Forbes	B	Boston Yanks
20 (136th)	*Bob Forbes	B	New York Yankees (AAFC)
25	Doug Beldon	B	Chicago Cardinals

*The All-American Football Conference existed from 1946-50, merging with the NFL for the 1950 season. The AAFC held its own separate draft in 1947-49.

1946

23	Kay Jamison	E	Los Angeles Rams
24	Roger Adams	C	Pittsburgh Steelers
30	Nick Klutka	E	Boston Yanks

1945

1	Paul Duhart	B	Pittsburgh Steelers
4	Roger Adams	C	Pittsburgh Steelers
18	Broughton Williams	E	Chicago Bears

1943

10	Fondren Mitchell	B	Chicago Cardinals
25	Gene Lee	C	Brooklyn Dodgers
29	Floyd Konesty	G	Cleveland Rams
29	Bill Corry	B	Washington Redskins

1942

20	Milton Hull	T	New York Giants
----	-------------	---	-----------------

1941

16	Julius Battista	G	New York Giants
----	-----------------	---	-----------------

1940

5	Clark Goff	T	Pittsburgh Steelers
---	------------	---	---------------------

1938

6	Walter Mayberry	B	Cleveland Rams
---	-----------------	---	----------------

LAST TIME A GATOR WAS DRAFTED

By Round...

	Player	Team	Year
1st round:	Dominique Easley	New England	2014
2nd round:	Jon Bostic	Chicago	2013
3rd round:	Jordan Reed	Washington	2013
4th round:	Jaylen Watkins	Philadelphia	2014
5th round:	Ronald Powell	New Orleans	2014
6th round:	Jon Halapio	New England	2014
7th round:	Maurice Hurt	Washington	2011

By Position...

OFFENSE	Player	Team	Year	Round
Quarterback:	Tim Tebow	Denver	2010	1st
Fullback:	Dexter McNabb	Green Bay	1992	5th
Running Back:	Mike Gillislee	Miami	2013	5th
Tackle:	Marcus Gilbert	Pittsburgh	2011	2nd
Guard:	Jon Halapio	New England	2014	6th
Center:	Mike Pouncey	Miami	2011	1st
Wide Receiver:	Riley Cooper	Philadelphia	2010	5th
Tight End:	Jordan Reed	Washington	2013	3rd

DEFENSE

Tackle:	Dominique Easley	New England	2014	1st
End:	Jermaine Cunningham	New England	2010	2nd
	Carlos Dunlap	Cincinnati	2010	2nd
Linebacker:	Ronald Powell	New Orleans	2014	5th
Cornerback:	Jaylen Watkins	Philadelphia	2014	4th
Safety:	Matt Elam	Baltimore	2013	1st
	Josh Evans	Jacksonville	2013	6th

SPECIALISTS

Punter:	Ray Criswell	Philadelphia	1986	5th
Kicker:	Caleb Sturgis	Miami	2013	5th

HIGHEST TOTAL OF GATORS DRAFTED BY YEAR

Players

Selected	Year
10	1978
9	2010, 2007, 1992
8	2013, 2003, 2002, 1999, 1976
7	1986, 1957
6	1996, 1987, 1985, 1963, 1960, 1958
5	2004, 2000, 1998, 1991, 1974, 1965, 1962, 1959, 1956, 1954, 1953
4	2014, 2011, 2001, 1997, 1995, 1994, 1990, 1989, 1988, 1984, 1983, 1981, 1977, 1975, 1972, 1969, 1966, 1961, 1955, 1950, 1943
3	2009, 2006, 2005, 1946, 1945
2	2012, 2008, 1993, 1982, 1979, 1973, 1970, 1967, 1964, 1952, 1948
1	1980, 1971, 1968, 1942, 1941, 1940, 1938

TEAM-BY-TEAM DRAFT HISTORY

ARIZONA CARDINALS

Year	Rd.	Player	Pos.
1999	2	Johnny Rutledge	LB
1993	7	Will White	DB
1982	2	David Galloway	DT
1978	5	Earl Carr	RB
1959	28	Don Fleming	B
1955	3	Malcolm Hammock	B
1953	25	Haywood Sullivan	B
1948	25	Doug Beldon	B
1943	10	Fondren Mitchell	B

Franchise known as the Phoenix Cardinals from 1989-93.

Franchise located in St. Louis prior to 1988, in Chicago prior to 1960.

ATLANTA FALCONS

Year	Rd.	Player	Pos.
1998	6	Elijah Williams	DB
1994	6	Harrison Houston	WR
1992	7	Tim Paulk	LB
1976	13	Mike Williams	T
1975	2	Ralph Ortega	LB
1974	4	Vince Kendrick	RB
1967	3	Jimmy Jordan	HB
1966	6	Charley Casey	WR

BALTIMORE RAVENS

Year	Rd.	Player	Pos.
2013	1	Matt Elam	S
2000	1	Travis Taylor	WR
1997	5	Jeff Mitchell	C
1996	6	Dexter Daniels	LB

BUFFALO BILLS

Year	Rd.	Player	Pos.
1978	2	Scott Hutchinson	DE
1968	3	Richard Trapp	E
1966	3	Randy Jackson	T
1964	18	Hagood Clarke, III	B
1963	11	Lindy Infante	HB
1962	8	Paul White	HB
1962	29	Jim Beaver	G

CHICAGO BEARS

Year	Rd.	Player	Pos.
2013	2	Jon Bostic	LB
2010	3	Major Wright	S
2003	1	Rex Grossman	QB
2003	4	Todd Johnson	FS
2003	4	Ian Scott	DT
2003	4	Tron LaFavor	DT
2002	4	Alex Brown	DE
2001	7	John Capel	WR
1995	4	Jack Jackson	WR
1989	1	Trace Armstrong	DT
1986	1	Neal Anderson	RB
1984	1	Wilber Marshall	LB
1966	4	Randy Jackson	T
1965	10	A. Dennis Murphy	T
1956	16	Ray T. Brown	B
1954	2	Rick Casaress	B
1950	1	*Chuck Hunsinger	B
1950	13	Frank Dempsey	G
1945	18	Broughton Williams	E

*Pick acquired in trade with New York Bulldogs.

Franchise known as the Chicago Staleys prior to 1922.

CINCINNATI BENGALS

Year	Rd.	Player	Pos.
2010	2	Carlos Dunlap	DE
2008	3	Andre Caldwell	WR
2004	2	Keiwan Ratliff	DB
2002	6	Marquand Manuel	SS
1991	6	Richard Fain	DB
1981	2	Cris Collinsworth	WR
1975	1	Glenn Cameron	LB
1969	5	Guy Dennis	G

CLEVELAND BROWNS

Year	Rd.	Player	Pos.
2010	1	Joe Haden	CB
2002	5	Andra Davis	LB
2001	1	Gerard Warren	DT
1988	1	Clifford Charlton	OLB
1965	15	Larry Gagner	T
1963	12	Lindy Infante	HB
1958	2	Charles Mitchell	G
1958	9	Bernie Parrish	B
1954	17	Howard Chapman	T

Franchise was a member of the All-American Football Conference prior to 1950.

Franchise moved from Cleveland to Baltimore prior to the 1996 season.

DALLAS COWBOYS

Year	Rd.	Player	Pos.
1994	3	Willie Jackson	WR
1991	3	Godfrey Miles	LB
1990	1	Emmitt Smith	RB
1989	3	Rhondy Weston	DT
1987	3	Jeff Zimmerman	OL
1987	12	Scott Armstrong	ILB
1985	3	Crawford Ker	OT
1984	9	John Hunt	OG
1983	4	Chris Faulkner	TE
1975	2	Richard Lawless	G
1972	15	Carlos Alvarez	WR
1965	5	Roger Petee	LB
1961	13	Don Goodman	B

DENVER BRONCOS

Year	Rd.	Player	Pos.
2010	1	Tim Tebow	QB
2007	1	Jarvis Moss	DE
2007	4	Marcus Thomas	DT
2003	7	Clint Mitchell	DE
2000	4	Cooper Carlisle	OG
1999	3	Travis McGriff	WR
1996	3	Mark Campbell	DE
1987	1	Ricky Nattiel	WR
1985	5	Billy Hinson	OG
1985	11	Gary Rolle	WR
1984	3	Tony Lilly	DB
1963	6	Anton Peters	T
1963	19	Bruce Starling	HB
1961	7	Pat Patchen	E
*1960	-	William D. Hudson	E
*1960	-	Bobby Joe Green	HB

*Taken in the 1960 AFL Organizational Draft (no rounds recorded).

DETROIT LIONS

Year	Rd.	Player	Pos.
1985	1	Lomas Brown	OT
1983	1	James Jones	RB
1969	2	Jim Yarbrough	TE
1965	10	Frank Pennie	T
1957	5	John Barrow	G
1955	29	Bill Dearing	B
1952	13	Carol McDonald	C

Franchise located in Portsmouth prior to 1934 and known as the Spartans.

GREEN BAY PACKERS

Year	Rd.	Player	Pos.
2007	7	DeShawn Wynn	RB
2000	7	Eugene McCaslin	LB
1992	5	Dexter McNabb	RB
1978	5	Willie Wilder	RB
1978	10	Mark Totten	C
1972	12	Mike Rich	RB
1959	16	Dan Edgington	E
1959	24	Joe Hergert	C
1956	28	Bobby Lance	QB
1952	25	Charlie LaPradd	T

HOUSTON TEXANS

Year	Rd.	Player	Pos.
2002	2	Jabar Gaffney	WR

INDIANAPOLIS COLTS

Year	Rd.	Player	Pos.
1999	2	Mike Peterson	LB
1995	1	Ellis Johnson	DT
1992	4	Tony McCoy	DT
1992	12	Michael Brandon	DL
1990	4	Stacey Simmons	WR
1965	19	Berry Brown	E-LB
1960	11	Bob Wehking	C
1960	17	Jim Beaver	T
1959	29	Perry McGriff	B
1958	25	Jim Roundtree	B
1957	4	Jackie Simpson	B
1954	15	Joe D'Agostino	G

Franchise located in Baltimore prior to 1984.

JACKSONVILLE JAGUARS

Year	Rd.	Player	Pos.
2013	6	Josh Evans	S
2008	1	Derrick Harvey	DE
2007	1	Reggie Nelson	S
2006	7	Dee Webb	DB
2004	7	Bobby McCray	DE
2002	2	Mike Pearson	OT
1998	1	Fred Taylor	RB
1996	6	Chris Doering	WR

KANSAS CITY CHIEFS

Year	Rd.	Player	Pos.
1992	2#	Darren Mickell	DE
1984	8	Randy Clark	DB
1981	6	Dock Luckie	DT
1979	7	Mike Dupree	LB
1966	18	Harold Seymour	HB-K
1962	30	Don Goodman	HB
*1960	-	Jim Beaver	T

Supplemental draft

*Selection in the 1960 AFL Organizational Draft (no rounds recorded).

Franchise known as the Dallas Texans prior to 1963.

MIAMI DOLPHINS

Year	Rd.	Player	Pos.
2013	4	Jelani Jenkins	LB
2013	5	Mike Gillislee	RB
2013	5	Caleb Sturgis	K
2011	1	Mike Pouncey	OL
2005	3	Channing Crowder	LB
1994	6	William Gaines	DT
1989	1	Louis Oliver	FS
1988	2	Jarvis Williams	DB
1988	7	Kerwin Bell	QB
1985	1	Lorenzo Hampton	RB
1982	10	Robin Fisher	DL
1974	3	Nat Moore	WR
1974	12	Jim Revels	DB
1966	3	Larry Gagner	G

MINNESOTA VIKINGS

Year	Rd.	Player	Pos.
2013	1	Sharrif Floyd	DT
2009	1	Percy Harvin	WR
2005	4	Ciatrick Fason	TB
2003	6	Mike Nattiel	OLB
1992	10	Brad Culpepper	DL
1990	5	Cedric Smith	FB
1987	12	Keith Williams	DT
1985	6	Tim Newton	MG
1973	6	Fred Abbott	LB
1963	9	Robert Hoover	B
1962	8	Paul White	HB

NEW ENGLAND PATRIOTS

Year	Rd.	Player	Pos.
2014	1	Dominique Easley	DT
2014	6	Jon Halapio	OG
2010	2	Jermaine Cunningham	DE
2010	2	Brandon Spikes	LB
2010	4	Aaron Hernandez	TE
2006	2	Chad Jackson	WR
2006	6	Jeremy Mincey	DE
2004	3	Guss Scott	S
1999	3	Tony George	DB
1993	6	Lawrence Hatch	DB
1986	7	Ray McDonald	WR
1982	10	Brian Clark	K
1978	11	Charlie Williams	LB

NEW ORLEANS SAINTS

Year	Rd.	Player	Pos.
2014	5	Ronald Powell	LB
1998	4	Fred Weary	CB
1997	4	Danny Wuerffel	QB
1988	6	Bob Sims	OG
1978	1	Wes Chandler	WR
1974	5	Joseph Parker	WR

NEW YORK GIANTS

Year	Rd.	Player	Pos.
2001	4	Jesse Palmer	QB
1997	1	Ike Hilliard	WR
1987	2	Adrian White	DB
1963	2	Frank Lasky	T
1963	2	Dick Skelly	B
1957	5	Larry Wesley	T
1957	8	William Booker	B
1957	18	Jim Eaton	E
1957	24	Donald Hicks	T
1956	5	Don Chandler	B
1956	6	Fred Cason	B
1956	25	Harry Spears	B
1953	4	Dwayne Douglas	T
1953	5	Buford Long	B
1953	22	Mike Kelly	E
1942	20	Milton Hull	T
1941	16	Julius Battista	G

NEW YORK JETS

Year	Rd.	Player	Pos.
1992	5	Cal Dixon	C
1983	11	Dan Fike	OT
1978	8	Derrick Gaffney	WR
1978	12	Alan Williams	P
1976	7	James Richards	RB
1970	1	Steve Tannen	DB
1962	31	Louis Hicks	T

Franchise known as the New York Titans prior to 1963.

OAKLAND RAIDERS

Year	Rd.	Player	Pos.
2009	4	Louis Murphy	WR
1998	1	Mo Collins	OT
1992	6	Tony Rowell	OT
1962	15	Floyd Dean	T
*1960	—	Dan Edgington	E

**Selected by Minneapolis in the 1960 AFL Organizational Draft (no rounds recorded). Minneapolis subsequently withdrew from the league in lieu of receiving an NFL franchise. All selections made by Minneapolis reverted to the expansion Oakland Raiders.
Franchise located in Los Angeles from 1982-95.*

PHILADELPHIA EAGLES

Year	Rd.	Player	Pos.
2014	4	Jaylen Watkins	CB
2010	5	Riley Cooper	WR
2009	5	Cornelius Ingram	TE
2002	1	Lito Sheppard	CB
1992	10	Ephesians Bartley	LB
1987	6	Ron Moten	OLB
1986	2	Alonzo Johnson	OLB
1986	5	Ray Criswell	P
1979	10	Don Swafford	T
1976	4	Mike Smith	DE
1972	1	John Reaves	QB
1961	8	Jim Beaver	G
1954	8	Dan Hunter	T

PITTSBURGH STEELERS

Year	Rd.	Player	Pos.
2012	5	Chris Rainey	RB
2011	2	Marcus Gilbert	OT
2010	1	Maurkice Pouncey	C
2007	7	Dallas Baker	WR
2004	3	Max Starks	OL
1992	8	Hesham Ismail	OL
1991	1	Huey Richardson	DE
1991	3	Ernie Mills	WR
1981	7	David Little	LB
1977	10	Alvin Cowans	DB
1977	12	Jimmy Stephens	TE
1976	14	Wayne Fields	DB
1972	14	Tommy Durrance	RB
1966	2	Larry Gagner	G
1964	15	Berry Brown	E
1958	15	Ed Sears	B
1954	7	Jack O'Brien	E
1953	17	Reed Quinn	B
1950	14	James W. Kynes, Jr.	C
1950	26	Gaspar Vaccaro	B
1946	24	Roger Adams	C
1945	1	Paul Duhart	B
1945	4	Roger Adams	C
1940	5	Clark Goff	T

Franchise known as the Pittsburgh Pirates prior to 1941.

ST. LOUIS RAMS

Year	Rd.	Player	Pos.
1995	1	Kevin Carter	DE
1990	9	Tony Lomack	WR
1981	7	Mike Clark	DE
1955	23	George Medved	T
1972	11	Willie B. Jackson	WR
1971	1	Jack Youngblood	DE
1969	1	W. Larry Smith	RB
1963	8	Anton Peters	T
1946	23	Kay Jamison	E
1943	29	Floyd Konesty	G
1938	6	Walter Mayberry	B

Franchise located in Cleveland prior to 1946.

Franchise moved to St. Louis from Los Angeles in 1995.

SAN DIEGO CHARGERS

Year	Rd.	Player	Pos.
2007	7	Brandon Siler	LB
2002	2	Reche Caldwell	WR
1986	5	Patrick Miller	OLB
1970	10	Malcolm Steen	G
1969	17	R. Larry Rentz	DB
1963	14	Frank Lasky	T
1961	19	Jack Espanship	HB
*1960	-	Perry McGriff	E
*1960	-	Bob Wehking	C

*Selected in 1960 AFL Organizational Draft (no rounds recorded).

Franchise located in Los Angeles prior to 1962.

SAN FRANCISCO 49ERS

Year	Rd.	Player	Pos.
2007	3	Ray McDonald	DE
2007	4	Joe Cohen	DE
2003	5	Aaron Walker	TE
2002	4	Jeff Chandler	PK
1999	1	Reggie McGrew	DT
1999	5	Terry Jackson	RB
1983	9	Mike Mularky	TE
1978	4	Terry LeCount	WR
1977	9	David Posey	K
1976	12	Gerald Loper	G
1975	8	Preston Kendrick	LB
1967	1	Steve Spurrier	QB
1964	7	Hagood Clarke, III	T
1962	4	Thomas F. Dean	T
1959	9	Bobby Joe Green	HB
1958	10	Val Heckman	T

Franchise was a member of the All-American Football Conference prior to 1950.

SEATTLE SEAHAWKS

Year	Rd.	Player	Pos.
2012	4	Jaye Howard	DT
2000	3	Darrell Jackson	WR
1996	6	Reggie Green	OL
1996	7	Johnie Church	DE
1995	6	Henry McMillian	DT
1986	1	John L. Williams	FB
1986	8	Alonzo Mitz	DT
1976	2	Sammy Green	LB
1976	6	Alvis Darby	TE

TAMPA BAY BUCCANEERS

Year	Rd.	Player	Pos.
2011	5	Ahmad Black	S
2001	1	Kenyatta Walker	OT
1998	2	Jacquez Green	WR
1997	1	Reidel Anthony	WR
1996	4	Jason Odom	OT
1994	2	Errict Rhett	RB
1980	3	Scot Brantley	LB
1977	10	Robert Morgan	RB
1976	2	Jimmy DuBose	RB

TENNESSEE TITANS

Year	Rd.	Player	Pos.
2007	6	Ryan Smith	CB
2005	7	Reynaldo Hill	DB
2004	2	Ben Troupe	TE
2000	3	Erron Kinney	TE
1999	1	Jevon Kearse	LB
1999	3	Zach Piller	OT
1989	1	David Williams	OT
1974	12	Ricky S. Brown	LB
1965	6	A. Dennis Murphy	T

Franchise moved from Houston to Tennessee prior to the 1998 season.

WASHINGTON REDSKINS

Year	Rd.	Player	Pos.
2013	3	Jordan Reed	TE
2011	7	Maurice Hurt	G
2003	2	Taylor Jacobs	WR
1991	8	Jimmy Spencer	DB
1978	6	Tony Green	RB
1966	15	Harold Seymour	HB-K
1964	6	Merrell Brown	E
1960	6	William Hudson	E
1958	20	Lou Pelham	E
1957	16	Joe Brodsky	B
1955	28	Arch Cassidy	T
1943	29	Bill Corry	B

Franchise located in Boston prior to 1937 and known as the Braves prior to 1933.

SELECTIONS MADE BY TEAMS NOW DEFUNCT

BOSTON YANKS

Year	Rd.	Player	Pos.
1948	8	Bob Forbes	B
1946	30	Nick Klutka	E

Franchise folded after the 1948 season.

BROOKLYN DODGERS

Year	Rd.	Player	Pos.
1943	25	Gene Lee	C

Franchise folded after the 1944 season.

NEW YORK YANKEES (AAFC)

Year	Rd.	Player	Pos.
1948	20	Bob Forbes	B

Franchise was a member of the All-American Football Conference that merged with the NFL in 1950. The AAFC held its own separate draft from 1947-49. The Yankees last played in the NFL in 1951.

YEAR-BY-YEAR RESULTS

1906 James Forsythe

10/26	Rollins (Gainesville)	W	6-0				
11/2	Riverside AC (Gainesville)	W	19-0				
11/4	Savannah AC (Savannah)	L	27-2				
11/9	Rollins (Winter Park)	L	6-0				
11/16	Mercer (Macon)	L	27-3				
11/18	Athens AC (Athens)	W	10-0				
11/24	Gainesville AC (Gainesville)	W	6-0				
11/30	Riverside AC (Jacksonville)	W	39-0				
	G	W	L	T	PT	OP	
	8	5	3	0	85	60	

1907 James Forsythe

10/13	Columbia AC (Savannah)	W	6-0				
10/20	Mercer (Gainesville)	L	6-0				
10/27	Jacksonville AC (Jacksonville)	W	21-0				
11/3	Rollins (Gainesville)	W	9-4				
11/10	Jacksonville AC (Gainesville)	W	17-0				
11/22	Rollins (Winter Park)	T	0-0				
	G	W	L	T	PT	OP	
	6	4	1	1	53	10	

1908 James Forsythe

10/10	Mercer (Macon)	L	24-0				
10/17	Jacksonville AC (Jacksonville)	W	4-0				
10/21	Gainesville AC (Gainesville)	W	37-5				
10/24	Columbia College (Lake City)	W	6-0				
11/1	Rollins (Winter Park)	L	6-0				
11/7	Stetson (Gainesville)	W	6-5				
11/21	Jacksonville AC (Gainesville)	W	37-0				
11/26	Stetson (DeLand)	T	0-0				
	G	W	L	T	PT	OP	
	8	5	2	1	90	40	

1909 G. E. Pyle

10/8	Gainesville AC (Gainesville)	W	5-0				
10/23	Olympics (Jacksonville)	W	9-0				
10/30	Rollins (Gainesville)	W	14-0				
11/6	Stetson (DeLand)	L	26-0				
11/15	Rollins (Orlando)	W	28-3				
11/20	Olympics (Gainesville)	W	11-0				
11/24	Stetson (Gainesville)	T	5-5				
11/28	Tallahassee (Gainesville)	W	24-0				
	G	W	L	T	PT	OP	
	8	6	1	1	96	34	

1910 G. E. Pyle

10/8	Gainesville Guards (Gainesville)	W	23-0				
10/15	Georgia A&M (Jacksonville)	W	52-0				
10/26	Mercer (Macon)	L	13-0				
11/5	Citadel (Jacksonville)	W	6-2				
11/12	Rollins (Winter Park)	W	38-0				
11/19	Charleston (Gainesville)	W	34-0				
11/26	Columbia AC (Gainesville)	W	33-0				
	G	W	L	T	PT	OP	
	7	6	1	0	186	15	

1911 G. E. Pyle

10/7	The Citadel (Gainesville)	W	15-3				
10/21	South Carolina (Columbia)	T	6-6				
10/25	Clemson (Clemson)	W	9-5				
11/4	Columbia College (Gainesville)	W	9-0				
11/11	Stetson (DeLand)	W	27-0				
11/30	Col. of Charleston (Jacksonville)	W	21-0				
	G	W	L	T	PT	OP	
	6	5	0	1	87	14	

1912 G. E. Pyle

10/12	Auburn (Auburn)	L	27-13				
10/19	South Carolina (Gainesville)	W	10-6				
10/26	Georgia Tech (Jacksonville)	L	14-7				
11/4	College of Charleston (Gainesville)	W	78-0				
11/15	Stetson (Gainesville)	W	23-7				
11/28	Mercer (Jacksonville)	T	0-0				
12/20	Tampa AC (Tampa)	W	44-0				
12/25	Vedado Club (Cuba Havana)	W	28-0				
	G	W	L	T	PT	OP	
	8	5	2	1	203	55	

1913 G. E. Pyle

10/6	Florida So. (Gainesville)	W	144-0				
10/13	Auburn (Auburn)	L	55-0				
10/18	Maryville (Gainesville)	W	39-0				
10/25	Georgia Tech (Jacksonville)	L	13-3				
11/8	South Carolina (Columbia)	L	13-0				
11/15	The Citadel (Gainesville)	W	18-13				
11/27	Mercer (Gainesville)	W	24-0				
	G	W	L	T	PT	OP	
	7	4	3	0	228	94	

1914 Charles J. McCoy

10/10	Auburn (Jacksonville)	L	20-0				
10/17	Kings College (Gainesville)	W	36-0				
10/26	Sewanee (Jacksonville)	L	26-0				
10/31	Florida So. (Tampa)	W	59-0				
11/7	Wofford (Gainesville)	W	36-0				
11/14	The Citadel (Charleston)	W	7-0				
11/26	Mercer (Gainesville)	W	14-0				
	G	W	L	T	PT	OP	
	7	5	2	0	152	46	

1915 Charles J. McCoy

10/9	Auburn (Auburn)	L	7-0				
10/16	Sewanee (Jacksonville)	L	7-0				
10/30	Florida So. (Gainesville)	W	45-0				
11/6	Georgia (Jacksonville)	L	39-0				
11/13	The Citadel (Gainesville)	W	6-0				
11/18	Tulane (Gainesville)	W	14-7				
11/25	Mercer (Macon)	W	34-7				
	G	W	L	T	PT	OP	
	7	4	3	0	99	67	

1916 Charles J. McCoy

10/14	Georgia (Athens)	L	21-0				
10/21	Alabama (Jacksonville)	L	16-0				
10/28	Tennessee (Tampa)	L	24-0				
11/11	Auburn (Jacksonville)	L	20-0				
11/18	Indiana (Bloomington)	L	14-3				
	G	W	L	T	PT	OP	
	5	0	5	0	3	95	

1917 Al Buser

10/13	South Carolina (Gainesville)	W	21-13				
10/20	Tulane (Gainesville)	L	52-0				
10/27	Florida So. (Gainesville)	W	19-7				
11/3	Auburn (Auburn)	L	68-0				
11/17	Clemson (Jacksonville)	L	55-7				
11/29	Kentucky (Lexington)	L	52-0				
	G	W	L	T	PT	OP	
	6	2	4	0	47	247	

1918 Al Buser

10/5	Camp Johnson (Gainesville)	L	14-2				
	G	W	L	T	PT	OP	
	1	0	1	0	2	14	

Rankings in parentheses are Associated Press rankings, with UF ranking listed first and opponent ranking listed second

1919 Al Buser

10/4	Georgia A&M (Gainesville)	W	33-2				
10/18	Mercer (Gainesville)	W	48-0				
10/25	Georgia (Tampa)	L	16-0				
11/1	Florida So. (St. Petersburg)	L	7-0				
11/8	Tulane (New Orleans)	L	14-2				
11/15	Stetson (Gainesville)	W	64-0				
11/22	South Carolina (Columbia)	W	13-0				
11/27	Oglethorpe (Gainesville)	W	14-7				
	G	W	L	T	PT	OP	
	8	5	3	0	174	46	

1920 William Kline

10/9	Newberry (Gainesville)	W	21-0				
10/16	Rollins (Forfeit)	W	1-0				
10/23	Florida So. (Gainesville)	W	13-0				
10/30	Mercer (Valdosta)	W	30-0				
11/6	Tulane (Tampa)	L	14-0				
	Stetson (Gainesville)	W	21-0				
11/13	Georgia (Athens)	L	56-0				
11/20	Stetson (Gainesville)	W	26-0				
11/25	Oglethorpe (Columbus, Ga.)	L	21-0				
	G	W	L	T	PT	OP	
	9	6	3	0	112	91	

1921 William Kline

10/1	U.S. Infantry (Columbus, Ga.)	W	6-0				
10/8	Rollins (Orlando)	W	33-0				
10/10	Carlstrom Flyers (Gainesville)	L	19-0				
10/15	Mercer (Gainesville)	W	7-0				
10/22	Tennessee (Knoxville)	L	9-0				
10/29	Howard (Montgomery)	W	34-0				
11/5	South Carolina (Tampa)	T	7-7				
11/12	Alabama (Tuscaloosa)	W	9-2				
11/18	Mississippi College (Gainesville)	T	7-7				
11/26	Oglethorpe (Gainesville)	W	21-3				
12/3	North Carolina (Jacksonville)	L	14-10				
	G	W	L	T	PT	OP	
	11	6	3	2	134	61	

1922 William Kline

10/7	Furman (Gainesville)	L	7-6				
10/14	Rollins (Orlando)	W	19-0				
10/21	American Legion (Tampa)	W	14-0				
10/28	Howard College (Gainesville)	W	57-0				
11/4	Harvard (Boston)	L	24-0				
11/11	Mississippi College (Tampa)	W	58-0				
11/18	Tulane (New Orleans)	W	27-6				
11/25	Oglethorpe (Atlanta)	W	12-0				
12/25	Clemson (Jacksonville)	W	47-14				
	G	W	L	T	PT	OP	
	9	7	2	0	240	51	

1923 J. A. Van Fleet

10/6	Army (West Point)	L	20-0				
10/13	Georgia Tech (Atlanta)	T	7-7				
10/19	Rollins (Gainesville)	W	28-0				
10/27	Wake Forest (Tampa)	W	16-7				
11/3	Mercer (Gainesville) HC	W	19-7				
11/10	Stetson (Gainesville)	W	27-0				
11/17	Florida So. (Lakeland)	W	53-0				
11/24	Mississippi St. (Jacksonville)	T	13-13				
11/29	Alabama (Birmingham)	W	16-6				
	G	W	L	T	PT	OP	
	9	6	1	2	179	60	

1924 J. A. Van Fleet

10/4	Rollins (Gainesville)	W	77-0		
10/11	Georgia Tech (Atlanta)	T	7-7		
10/18	Wake Forest (Tampa)	W	34-0		
10/25	Texas (Austin)	T	7-7		
11/1	Florida So. (Gainesville)	W	27-0		
11/8	Army (West Point)	L	14-7		
11/14	Mercer (Macon)	L	10-0		
11/22	Mississippi St. (Montgomery)	W	27-0		
11/27	Drake (Gainesville) HC	W	10-0		
12/6	Washington & Lee (Jacksonville)	W	16-6		
G	W	L	T	PT	OP
10	6	2	2	212	44

1925 Tom Sebring

10/3	Mercer (Gainesville)	W	24-0		
10/10	Florida So. (Gainesville)	W	9-0		
10/10	Hampden-Sydney (Gainesville)	W	22-6		
10/17	Georgia Tech (Atlanta)	L	23-7		
10/24	Wake Forest (Gainesville) HC	W	24-3		
10/31	Rollins (Gainesville)	W	65-0		
11/7	Clemson (Clemson)	W	42-0		
11/14	Alabama (Montgomery)	L	34-0		
11/21	Mississippi St. (Tampa)	W	12-0		
11/26	Washington and Lee (Jacksonville)	W	17-14		
G	W	L	T	PT	OP
10	8	2	0	222	80

1926 Tom Sebring

9/23	Florida So. (Gainesville)	W	16-0		
10/2	Chicago (Chicago)	L	12-6		
10/6	Ole Miss (Gainesville)	L	12-7		
10/16	Mercer (Macon)	L	7-3		
10/23	Kentucky (Jacksonville)	L	18-13		
10/30	Georgia (Athens)	L	32-9		
11/6	Clemson (Gainesville) HC	W	33-0		
11/13	Alabama (Montgomery)	L	49-0		
11/20	Hampden-Sydney (Tampa)	T	0-0		
11/27	Washington & Lee (Jacksonville)	T	7-7		
G	W	L	T	PT	OP
10	2	6	2	94	137

1927 Tom Sebring

9/24	Florida So. (Gainesville)	W	26-7		
10/1	Davidson (Gainesville)	L	12-0		
10/8	Auburn (Auburn)	W	33-6		
10/15	Kentucky (Jacksonville)	W	27-6		
10/23	N.C. State (Tampa)	L	12-6		
10/30	Mercer (Gainesville) HC	W	32-6		
11/6	Georgia (Jacksonville)	L	28-0		
11/12	Alabama (Montgomery)	W	13-6		
11/24	Washington & Lee (Jacksonville)	W	20-7		
12/3	Maryland (Jacksonville)	W	7-6		
G	W	L	T	PT	OP
10	7	3	0	164	96

1928 Charles Bachman

10/6	Florida So. (Gainesville)	W	26-0		
10/13	Auburn (Gainesville)	W	27-0		
10/20	Mercer (Gainesville) HC	W	73-0		
10/27	N.C. State (Jacksonville)	W	14-7		
11/3	Sewanee (Jacksonville)	W	71-6		
11/10	Georgia (Savannah)	W	26-6		
11/17	Clemson (Jacksonville)	W	27-6		
11/29	Washington & Lee (Jacksonville)	W	60-6		
12/8	Tennessee (Knoxville)	L	13-12		
G	W	L	T	PT	OP
9	8	1	0	336	44

1929 Charles Bachman

9/28	Florida So. (Gainesville)	W	54-0		
10/5	VMI (Tampa)	W	18-7		
10/11	Auburn (Montgomery)	W	19-0		
10/19	Georgia Tech (Atlanta)	L	19-6		
10/26	Georgia (Jacksonville)	W	18-6		
11/2	Harvard (Cambridge)	L	14-0		
11/16	Clemson (Gainesville) HC	W	13-7		
11/23	South Carolina (Columbia)	W	20-7		
11/28	Washington & Lee (Jacksonville)	W	25-7		
12/7	Oregon (Miami)	W	20-6		
G	W	L	T	PT	OP
10	8	2	0	193	73

1930 Charles Bachman

9/27	Florida So. (Gainesville)	W	45-7		
10/4	N.C. State (Tampa)	W	27-0		
10/11	Auburn (Jacksonville)	W	7-0		
10/18	Chicago (Chicago)	W	19-0		
10/25	Furman (Gainesville)	L	14-13		
11/1	Georgia (Savannah)	T	0-0		
11/8	Alabama (Gainesville) HC	L	20-0		
11/15	Clemson (Calhoun, S.C.)	W	27-0		
11/27	Georgia Tech (Atlanta)	W	55-7		
12/6	Tennessee (Jacksonville)	L	13-6		
G	W	L	T	PT	OP
10	6	3	1	199	61

1931 Charles Bachman

10/3	N.C. State (Raleigh)	W	31-0		
10/10	North Carolina (Columbia)	T	0-0		
10/17	Syracuse (Syracuse)	L	33-12		
10/24	Auburn (Jacksonville)	W	13-12		
10/31	Georgia (Gainesville) HC	L	33-6		
11/7	Alabama (Birmingham)	L	41-0		
11/14	South Carolina (Tampa)	T	6-6		
11/21	Georgia Tech (Atlanta)	L	23-0		
11/28	UCLA (Los Angeles)	L	13-0		
12/5	Kentucky (Jacksonville)	L	7-2		
G	W	L	T	PT	OP
10	2	6	2	70	168

1932 Charles Bachman

10/8	Sewanee (Jacksonville)	W	19-0		
10/15	The Citadel (Gainesville)	W	27-7		
10/22	N.C. State (Tampa)	L	17-6		
10/29	Georgia (Athens)	L	33-12		
11/5	North Carolina (Tampa)	L	18-13		
11/12	Auburn (Montgomery)	L	21-6		
11/19	Georgia Tech (Gainesville) HC	L	6-0		
12/3	Tennessee (Jacksonville)	L	32-13		
12/7	UCLA (Gainesville)	W	12-2		
G	W	L	T	PT	OP
9	3	6	0	108	136

1933 D. K. Stanley

9/3	Stetson (Gainesville)	W	28-0		
10/7	Sewanee (Jacksonville)	W	31-0		
10/14	N.C. State (Raleigh)	T	0-0		
10/21	North Carolina (Gainesville)	W	9-0		
10/28	Tennessee (Knoxville)	L	13-6		
11/4	Georgia (Jacksonville)	L	14-0		
11/11	Georgia Tech (Atlanta)	L	19-7		
11/18	Auburn (Gainesville) HC	W	14-7		
12/2	Maryland (Tampa)	W	19-0		
G	W	L	T	PT	OP
9	5	3	1	114	53

1934 D. K. Stanley

9/29	Rollins (Jacksonville)	W	13-2		
10/6	VPI (Blacksburg)	W	20-13		
10/13	Tulane (Gainesville)	L	28-12		
10/20	N.C. State (Tampa)	W	14-0		
10/27	Maryland (College Park)	L	21-0		
11/3	Georgia (Jacksonville)	L	14-0		
11/10	Ole Miss (Gainesville)	T	13-13		
11/17	Auburn (Montgomery)	W	14-7		
11/24	Georgia Tech (Gainesville) HC	W	13-12		
12/1	Stetson (Gainesville)	W	14-0		
G	W	L	T	PT	OP
10	6	3	1	113	110

1935 D. K. Stanley

9/28	Stetson (Gainesville)	W	34-0		
10/12	Tulane (New Orleans)	L	19-7		
10/19	Ole Miss (Oxford)	L	27-6		
10/26	Maryland (Gainesville) HC	L	20-6		
11/2	Georgia (Jacksonville)	L	7-0		
11/9	Kentucky (Lexington)	L	15-6		
11/16	Sewanee (Gainesville)	W	20-0		
11/25	Georgia Tech (Gainesville)	L	39-6		
11/30	Auburn (Miami)	L	27-6		
12/7	South Carolina (Tampa)	W	22-0		
G	W	L	T	PT	OP
10	3	7	0	113	154

1936 Josh Cody

10/3	The Citadel (Gainesville)	W	20-14		
10/10	South Carolina (Columbia)	L	7-0		
10/17	Stetson (Gainesville)	W	32-0		
10/24	Kentucky (Lexington)	L	7-0		
10/31	Maryland (Gainesville) HC	W	7-6		
11/7	Georgia (Jacksonville)	L	26-8		
11/14	Sewanee (Gainesville)	W	18-7		
11/21	Georgia Tech (Atlanta)	L	38-14		
11/28	Auburn (Montgomery)	L	13-0		
12/5	Mississippi St. (Gainesville)	L	7-0		
G	W	L	T	PT	OP
10	4	6	0	99	125

1937 Josh Cody

9/25	LSU (Baton Rouge)	L	19-0		
10/2	Stetson (Gainesville)	W	18-0		
10/9	Temple (Philadelphia)	L	7-6		
10/16	Sewanee (Gainesville)	W	21-0		
10/23	Mississippi St. (Starkville)	L	14-13		
10/30	Maryland (College Park)	L	13-7		
11/6	Georgia (Jacksonville)	W	6-0		
11/13	Clemson (Gainesville)	L	10-9		
11/20	Georgia Tech (Gainesville) HC	L	12-0		
11/27	Auburn (Jacksonville)	L	14-0		
12/4	Kentucky (Gainesville)	W	6-0		
G	W	L	T	PT	OP
11	4	7	0	86	89

1938 Josh Cody

9/24	Stetson (Gainesville)	L	16-14		
10/1	Mississippi St. (Starkville)	L	22-0		
10/8	Sewanee (Gainesville)	W	10-6		
10/15	Miami (Gainesville)	L	19-7		
10/22	Tampa (Tampa)	W	33-0		
10/29	Boston College (Gainesville)	L	33-0		
11/5	Georgia (Jacksonville)	L	19-6		
11/12	Maryland (Gainesville) HC	W	21-7		
11/19	Georgia Tech (Atlanta)	T	0-0		
11/26	Auburn (Jacksonville)	W	9-7		
12/31	Temple (Gainesville)	L	20-12		
G	W	L	T	PT	OP
11	4	6	1	112	149

1939 Josh Cody

9/23	Stetson (Gainesville)	W	21-0		
9/30	Texas (Austin)	L	12-0		
10/7	Mississippi St. (Gainesville)	L	14-0		
10/12	Boston College (Boston)	W	7-0		
10/21	Tampa (Gainesville)	W	7-0		
10/28	Maryland (College Park)	W	14-0		
11/4	South Carolina (Columbia)	L	6-0		
11/11	Georgia (Jacksonville)	L	6-2		
11/18	Miami (Miami)	W	13-0		
11/25	Georgia Tech (Gainesville) (NR/19) HC	L	21-7		
11/30	Auburn (Auburn)	T	7-7		
G	W	L	T	PT	OP
11	5	5	1	78	66

1940 Thomas J. Lieb

9/28	Mississippi St. (Gainesville)	L	27-7		
10/5	Tampa (Tampa)	W	23-0		
10/11	Villanova (Philadelphia)	L	28-0		
10/19	Maryland (Gainesville) HC	W	19-0		
10/26	Tennessee (Knoxville) (NR/5)	L	14-0		
11/9	Georgia (Jacksonville)	W	18-13		
11/16	Miami (Miami)	W	46-6		
11/23	Georgia Tech (Atlanta)	W	16-7		
11/30	Auburn (Columbus)	L	20-7		
12/7	Texas (Gainesville)	L	26-0		
G	W	L	T	PT	OP
10	5	5	0	136	141

1941 Thomas J. Lieb

9/20	Randolph Macon (Gainesville)	W	26-0		
9/27	Mississippi St. (Starkville)	L	6-0		
10/4	Tampa (Gainesville)	W	46-6		
10/11	Villanova (Gainesville)	L	6-0		
10/18	Maryland (College Park)	L	13-12		
10/25	LSU (Baton Rouge)	L	10-7		
11/8	Georgia (Jacksonville)	L	19-3		
11/15	Miami (Miami)	W	14-0		
11/22	Georgia Tech (Gainesville) HC	W	14-7		
12/20	UCLA (Jacksonville)	L	30-27		
G	W	L	T	PT	OP
10	4	6	0	149	97

1942 Thomas J. Lieb

9/19	Jax NAS (Jacksonville)	L	20-7		
9/26	Randolph Macon (Gainesville)	W	45-0		
10/3	Tampa (Tampa)	W	26-6		
10/10	Auburn (Gainesville)	W	6-0		
10/16	Villanova (Philadelphia)	L	13-3		
10/24	Mississippi St. (Gainesville) (NR/16) HC	L	26-12		
10/31	Maryland (Washington, D.C.)	L	13-0		
11/7	Georgia (Jacksonville) (NR/1)	L	75-0		
11/14	Miami (Miami)	L	12-0		
11/21	Georgia Tech (Atlanta) (NR/2)	L	20-7		
G	W	L	T	PT	OP
10	3	7	0	106	185

1943 No Team**1944 Thomas J. Lieb**

9/23	Mayport NAS (Gainesville)	W	36-6		
9/30	Ole Miss (Jacksonville)	L	26-6		
10/7	Jacksonville NAS (Gainesville)	W	26-20		
10/14	Tennessee (Knoxville) (NR/15)	L	40-0		
10/28	Maryland (Gainesville) HC	W	13-6		
11/3	Miami (Miami)	W	13-0		
11/11	Georgia (Jacksonville)	L	38-12		
G	W	L	T	PT	OP
7	4	3	0	106	136

1945 Thomas J. Lieb

9/22	Camp Blanding (63rd Inf.) (Gainesville)	W	31-2		
9/29	Ole Miss (Jacksonville)	W	26-13		
10/6	Tulane (New Orleans)	T	6-6		
10/13	Vanderbilt (Gainesville) HC	L	7-0		
10/19	Miami (Miami)	L	7-6		
10/27	SW Louisiana (Gainesville)	W	45-0		
11/3	Auburn (Auburn)	L	19-0		
11/10	Georgia (Jacksonville)	L	34-0		
11/17	Presbyterian (Gainesville)	W	41-0		
11/24	US Amphibs (Norfolk)	L	12-0		
G	W	L	T	PT	OP
10	4	5	1	155	100

1946 Raymond B. Wolf

9/28	Ole Miss (Jacksonville)	L	13-7		
10/5	Tulane (New Orleans)	L	27-13		
10/12	Vanderbilt (Nashville)	L	20-0		
10/19	Miami (Gainesville) HC	L	20-13		
10/26	North Carolina (Chapel Hill) (NR/10)	L	40-19		
11/9	Georgia (Jacksonville) (NR/5)	L	33-14		
11/16	Villanova (Gainesville)	L	27-20		
11/23	N.C. State (Tampa)	L	37-6		
11/30	Auburn (Gainesville)	L	47-12		
G	W	L	T	PT	OP
9	0	9	0	104	264

1947 Raymond B. Wolf

9/27	Ole Miss (Jacksonville)	L	14-6		
10/4	North Texas St. (Gainesville)	L	20-12		
10/11	Auburn (Montgomery)	L	20-14		
10/18	N.C. State (Raleigh) (NR/18)	W	7-6		
10/25	North Carolina (Gainesville) HC	L	35-7		
11/1	Furman (Tampa)	W	34-7		
11/8	Georgia (Jacksonville)	L	34-6		
11/15	Tulane (New Orleans)	T	7-7		
11/21	Miami (Miami)	W	7-6		
11/29	Kansas St. (Gainesville)	W	25-7		
G	W	L	T	PT	OP
10	4	5	1	125	156

1948 Raymond B. Wolf

9/25	Ole Miss (Gainesville)	L	14-0		
10/2	Tulsa (Gainesville)	W	28-14		
10/9	Auburn (Tampa)	W	16-9		
10/16	Rollins (Gainesville)	W	41-12		
10/23	Georgia Tech (Atlanta) (NR/6)	L	42-7		
10/30	Furman (Greenville)	L	39-14		
11/6	Georgia (Jacksonville) (NR/13)	L	20-12		
11/13	Kentucky (Lexington)	L	34-15		
11/20	Miami (Gainesville) HC	W	27-13		
11/27	Alabama (Tuscaloosa)	L	34-28		
G	W	L	T	PT	OP
10	5	5	0	213	206

1949 Raymond B. Wolf

9/24	The Citadel (Gainesville)	W	13-0		
10/1	Tulsa (Tulsa)	W	40-7		
10/8	Auburn (Mobile)	T	14-14		
10/15	Vanderbilt (Jacksonville)	L	22-17		
10/22	Georgia Tech (Gainesville) HC	L	43-14		
10/29	Furman (Gainesville)	W	28-27		
11/5	Georgia (Jacksonville)	W	28-7		
11/12	Kentucky (Tampa) (NR/14)	L	35-0		
11/18	Miami (Miami)	L	28-13		
11/26	Alabama (Gainesville)	L	35-13		
G	W	L	T	PT	OP
10	4	5	1	180	218

1950 Bob Woodruff

9/23	The Citadel (Gainesville)	W	7-3		
9/30	Duquesne (Gainesville)	W	27-14		
10/7	Georgia Tech (Atlanta)	L	16-13		
10/14	Auburn (Gainesville) HC	W	27-7		
10/21	Vanderbilt (Nashville) (NR/13)	W	31-27		
10/28	Furman (Gainesville) (20/NR)	W	19-7		
11/4	Kentucky (Lexington) (17/5)	L	40-6		
11/11	Georgia (Jacksonville)	L	6-0		
11/18	Miami (Gainesville) (NR/17)	L	20-14		
11/25	Alabama (Jacksonville) (NR/17)	L	41-13		
G	W	L	T	PT	OP
10	5	5	0	157	181

1951 Bob Woodruff

9/15	Wyoming (Jacksonville)	W	13-0		
9/22	The Citadel (Gainesville)	W	27-7		
9/29	Georgia Tech (Gainesville)	L	27-0		
10/6	Loyola (Pasadena, CA)	W	40-7		
10/13	Auburn (Auburn)	L	14-13		
10/20	Vanderbilt (Gainesville) HC	W	33-13		
10/27	Kentucky (Gainesville) (NR/17)	L	14-6		
11/10	Georgia (Jacksonville)	L	7-6		
11/17	Miami (Miami)	L	21-6		
11/24	Alabama (Tuscaloosa)	W	30-21		
G	W	L	T	PT	OP
10	5	5	0	174	131

1952 Bob Woodruff

9/20	Stetson (Gainesville)	W	33-6		
9/27	Georgia Tech (Atlanta) (NR/3)	L	17-14		
10/4	The Citadel (Gainesville)	W	33-0		
10/11	Clemson (Gainesville)	W	54-13		
10/18	Vanderbilt (Nashville)	L	20-13		
10/25	Georgia (Jacksonville) (20/NR)	W	30-0		
11/1	Auburn (Gainesville) (17/NR) HC	W	31-21		
11/15	Tennessee (Knoxville) (18/7)	L	26-12		
11/22	Miami (Gainesville)	W	43-6		
12/6	Kentucky (Gainesville) (17/NR)	W	27-0		
1/1	Tulsa (15/12)	W	14-13		
(Gator Bowl, Jacksonville, Fla.)					
G	W	L	T	PT	OP
11	8	3	0	304	122

1953 Bob Woodruff

9/19	Rice (Houston) (15/12)	L	20-16		
9/26	Georgia Tech (Gainesville) (NR/3)	T	0-0		
10/3	Kentucky (Lexington)	L	26-13		
10/10	Stetson (Gainesville)	W	45-0		
10/17	The Citadel (Jacksonville)	W	60-0		
10/24	LSU (Gainesville) (NR/14) HC	T	21-21		
10/31	Auburn (Auburn)	L	16-7		
11/7	Georgia (Jacksonville) NBC	W	21-7		
11/14	Tennessee (Gainesville) (NR/18)	L	9-7		
11/28	Miami (Miami)	L	14-10		
G	W	L	T	PT	OP
10	3	5	2	200	113

1954 Bob Woodruff

9/18	Rice (Houston) (NR/16)	L	34-14		
9/25	Georgia Tech (Atlanta) (NR/5)	W	13-12		
10/2	Auburn (Gainesville) (20/NR)	W	19-13		
10/9	Clemson (Gainesville) (14/NR)	L	14-7		
10/16	Kentucky (Gainesville)	W	21-7		
10/23	LSU (Baton Rouge) (18/NR)	L	20-7		
10/30	Mississippi St. (Gainesville) HC	W	7-0		
11/6	Georgia (Jacksonville)	L	14-13		
11/13	Tennessee (Knoxville)	W	14-0		
11/27	Miami (Gainesville) (NR/11)	L	14-0		
G	W	L	T	PT	OP
10	5	5	0	115	128

1955 Bob Woodruff

9/17	Mississippi St. (Gainesville)	W	20-14					
9/24	Georgia Tech (Gainesville) (19/2)	L	14-7					
10/1	Auburn (Auburn)	L	13-0					
10/8	George Washington (Jacksonville)	W	28-0					
10/15	LSU (Gainesville)	W	18-14					
10/22	Kentucky (Lexington)	L	10-7					
11/5	Georgia (Jacksonville)	W	19-13					
11/12	Tennessee (Gainesville) HC	L	20-0					
11/19	Vanderbilt (Nashville)	L	21-6					
11/26	Miami (Miami) (NR/14)	L	7-6					
	G	W	L	T	PT	OP		
	10	4	6	0	111	126		

1956 Bob Woodruff

9/22	Mississippi St. (Starkville)	W	26-0					
9/29	Clemson (Gainesville) (19/NR)	T	20-20					
10/6	Kentucky (Gainesville)	L	17-8					
10/13	Rice (Gainesville)	W	7-0					
10/20	Vanderbilt (Nashville)	W	21-7					
10/27	LSU (Baton Rouge)	W	21-6					
11/3	Auburn (Gainesville) HC	W	20-0					
11/10	Georgia (Jacksonville) (13/NR)	W	28-0					
11/24	Georgia Tech (Jacksonville) (13/5)	L	28-0					
12/1	Miami (Gainesville) (18/6)	L	20-7					
	G	W	L	T	PT	OP		
	10	6	3	1	158	98		

1957 Bob Woodruff

9/28	Wake Forest (Gainesville)	W	27-0					
10/5	Kentucky (Lexington)	W	14-7					
10/19	Mississippi St. (Gainesville) HC	L	29-20					
10/26	LSU (Gainesville) (NR/10)	W	22-14					
11/2	Auburn (Auburn) (19/4)	L	13-0					
11/9	Georgia (Jacksonville)	W	22-0					
11/16	Vanderbilt (Gainesville)	W	14-7					
11/23	Georgia Tech (Atlanta)	T	0-0					
11/30	Miami (Miami) (20/NR)	W	14-0					
	G	W	L	T	PT	OP		
	9	6	2	1	133	70		

1958 Bob Woodruff

9/20	Tulane (Gainesville)	W	34-14					
9/27	Mississippi St. (Gainesville) (18/11)	L	14-7					
10/10	UCLA (Los Angeles)	W	21-14					
10/18	Vanderbilt (Gainesville) (18/NR) HC	T	6-6					
10/25	LSU (Baton Rouge) (NR/3)	L	10-7					
11/1	Auburn (Gainesville) (NR/4)	L	6-5					
11/8	Georgia (Jacksonville) (19/NR)	W	7-6					
11/15	Arkansas St. (Gainesville) (18/NR)	W	51-7					
11/22	Florida St. (Gainesville) (12/NR)	W	21-7					
11/29	Miami (Jacksonville) (14/NR)	W	12-9					
12/27	Ole Miss (14/11) CBS (N)	L	7-3					
	(Gator Bowl, Jacksonville, Fla.)							
	G	W	L	T	PT	OP		
	11	6	4	1	174	100		

1959 Bob Woodruff

9/18	Tulane (New Orleans)	W	30-0					
9/26	Mississippi St. (Gainesville) (19/NR)	W	14-13					
10/3	Virginia (Gainesville) (19/NR)	W	55-10					
10/10	Rice (Houston) (17/NR)	T	13-13					
10/17	Vanderbilt (Nashville) (19/NR)	L	13-6					
10/24	LSU (Gainesville) (NR/1) HC	L	9-0					
10/31	Auburn (Auburn) (NR/8)	L	6-0					
11/7	Georgia (Jacksonville) (NR/11)	L	21-10					
11/21	Florida St. (Gainesville)	W	18-8					
11/28	Miami (Jacksonville) (NR/12)	W	23-14					
	G	W	L	T	PT	OP		
	10	5	4	1	169	107		

1960 Ray Graves

9/17	George Washington (Gainesville)	W	30-7					
9/24	Florida St. (Gainesville)	W	3-0					
10/1	Georgia Tech (Gainesville) (NR/10)	W	18-17					
10/8	Rice (Miami) (18/NR)	L	10-0					
10/15	Vanderbilt (Gainesville)	W	12-0					
10/22	LSU (Baton Rouge)	W	13-10					
10/29	Auburn (Gainesville) (NR/14)	L	10-7					
11/5	Georgia (Jacksonville)	W	22-14					
11/12	Tulane (Gainesville) (20/NR) HC	W	21-6					
11/26	Miami (Miami) (19/NR)	W	18-0					
12/31	Baylor (NR/12) CBS (N)	W	13-12					
	(Gator Bowl, Jacksonville, Fla.)							
	G	W	L	T	PT	OP		
	11	9	2	0	157	86		

1961 Ray Graves

9/23	Clemson (Gainesville)	W	21-17					
9/30	Florida St. (Gainesville)	T	3-3					
10/6	Tulane (New Orleans)	W	14-3					
10/14	Rice (Houston)	L	19-10					
10/21	Vanderbilt (Nashville)	W	7-0					
10/28	LSU (Gainesville) (NR/7) HC	L	23-0					
11/4	Georgia Tech (Atlanta) (NR/7)	L	20-0					
11/11	Georgia (Jacksonville)	W	21-14					
11/25	Auburn (Auburn)	L	32-15					
12/2	Miami (Gainesville)	L	15-6					
	G	W	L	T	PT	OP		
	10	4	5	1	97	146		

1962 Ray Graves

9/22	Mississippi St. (Jackson)	W	19-9					
9/29	Georgia Tech (Gainesville) (NR/8)	L	17-0					
10/6	Duke (Jacksonville)	L	28-21					
10/13	Texas A&M (Gainesville)	W	42-6					
10/20	Vanderbilt (Gainesville) HC	W	42-7					
10/27	LSU (Baton Rouge) (NR/6)	L	23-0					
11/3	Auburn (Gainesville) (NR/10)	W	22-3					
11/10	Georgia (Jacksonville)	W	23-15					
11/17	Florida St. (Gainesville)	W	20-7					
12/1	Miami (Miami)	L	17-15					
12/30	Penn St. (NR/9) CBS (N)	W	17-7					
	(Gator Bowl, Jacksonville, Fla.)							
	G	W	L	T	PT	OP		
	11	7	4	0	221	139		

1963 Ray Graves

9/14	Georgia Tech (Atlanta) ABC (N)	L	9-0					
9/28	Mississippi St. (Gainesville)	T	9-9					
10/5	Richmond (Gainesville)	W	35-28					
10/12	Alabama (Tuscaloosa) (NR/3)	W	10-6					
10/19	Vanderbilt (Nashville)	W	21-0					
10/26	LSU (Gainesville) HC	L	14-0					
11/2	Auburn (Auburn) (NR/5)	L	19-0					
11/9	Georgia (Jacksonville)	W	21-14					
11/23	Miami (Miami)	W	27-21					
11/30	Florida St. (Gainesville)	W	7-0					
	G	W	L	T	PT	OP		
	10	6	3	1	130	120		

1964 Ray Graves

9/19	SMU (Gainesville) ABC (R)	W	24-8					
9/26	Mississippi St. (Jackson)	W	16-13					
10/10	Ole Miss (Gainesville)	W	30-14					
10/17	South Carolina (Gainesville) HC	W	37-0					
10/24	Alabama (Tuscaloosa) (9/3)	L	17-14					
10/31	Auburn (Gainesville) (10/NR)	W	14-0					
11/7	Georgia (Jacksonville) (9/NR)	L	14-7					
11/21	Florida St. (Tallahassee)	L	16-7					
11/28	Miami (Gainesville)	W	12-10					
12/5	LSU (Baton Rouge)	W	20-6					
	G	W	L	T	PT	OP		
	10	7	3	0	181	98		

1965 Ray Graves

9/18	Northwestern (Evanston)	W	24-14					
9/25	Mississippi St. (Gainesville) (8/NR)	L	18-13					
10/2	LSU (Gainesville) (NR/5)	W	14-7					
10/9	Ole Miss (Oxford) (10/NR)	W	17-0					
10/16	N.C. State (Gainesville) (9/NR) HC	W	28-6					
10/30	Auburn (Auburn) (7/NR) ABC (R)	L	28-17					
11/6	Georgia (Jacksonville)	W	14-10					
11/13	Tulane (Gainesville)	W	51-13					
11/20	Miami (Miami) (10/NR)	L	16-13					
11/27	Florida St. (Gainesville)	W	30-17					
1/1	Missouri (NR/6) NBC (N)	L	20-18					
	(Sugar Bowl, New Orleans, La.)							
	G	W	L	T	PT	OP		
	11	7	4	0	239	149		

1966 Ray Graves

9/17	Northwestern (Gainesville)	W	43-7					
9/24	Mississippi St. (Gainesville)	W	28-7					
10/1	Vanderbilt (Nashville)	W	13-0					
10/8	Florida St. (Tallahassee) (10/NR)	W	22-19					
10/15	N.C. State (Raleigh) (8/NR)	W	17-10					
10/22	LSU (Baton Rouge) (8/NR)	W	28-7					
10/29	Auburn (Gainesville) (7/NR) HC	W	30-27					
11/5	Georgia (Jacksonville) (7/NR)	L	27-10					
11/12	Tulane (Gainesville)	W	31-10					
11/26	Miami (Gainesville) (9/NR)	L	21-16					
1/1	Georgia Tech (NR/8)	W	27-12					
	(Orange Bowl, Miami, Fla.)							
	G	W	L	T	PT	OP		
	11	9	2	0	265	147		

1967 Ray Graves

9/23	Illinois (Gainesville)	W	14-0					
9/30	Mississippi St. (Jackson)	W	24-7					
10/7	LSU (Gainesville)	L	37-6					
10/14	Tulane (New Orleans)	W	35-0					
10/28	Vanderbilt (Gainesville) HC	W	27-22					
11/4	Auburn (Auburn)	L	26-21					
11/11	Georgia (Jacksonville) ABC (R)	W	17-16					
11/18	Kentucky (Gainesville)	W	28-12					
11/25	Florida St. (Gainesville)	L	21-16					
12/10	Miami (Miami) ABC (N)	L	20-13					
	G	W	L	T	PT	OP		
	10	6	4	0	201	161		

FLORIDA'S RECORD ON NETWORK TELEVISION

	Games	Record		Games	Record
CBS	98	66-32	Mizlou	3	1-2
ABC	76	37-37-2	SEC TV	8	7-1
ESPN/ESPN2/ESPNU	67	37-30	Pay Per View	4	3-1

1968 Ray Graves

9/21	Air Force (Tampa) (6/NR)	W	23-20						
9/28	Florida St. (Tallahassee) (5/NR) ABC (R)	W	9-3						
10/5	Mississippi St. (Gainesville) (4/NR)	W	31-14						
10/12	Tulane (Gainesville) (7/NR)	W	24-7						
10/19	North Carolina (Chapel Hill) (7/NR)	L	22-7						
10/26	Vanderbilt (Nashville) (15/NR)	T	14-14						
11/2	Auburn (Gainesville) (20/NR) HC	L	24-13						
11/9	Georgia (Jacksonville) (NR/9)	L	51-0						
11/16	Kentucky (Lexington)	W	16-14						
11/30	Miami (Gainesville)	W	14-10						
	G	W	L	T	PT	OP			
	10	6	3	1	151	179			

1969 Ray Graves

9/20	Houston (Gainesville) (NR/7)	W	59-34						
9/27	Mississippi St. (Jackson) (12/NR)	W	47-35						
10/4	Florida St. (Gainesville) (12/NR)	W	21-6						
10/11	Tulane (Tampa) (12/NR)	W	18-17						
10/18	North Carolina (Gainesville) (10/NR) HC	W	52-2						
10/25	Vanderbilt (Gainesville) (10/NR)	W	41-20						
11/1	Auburn (Auburn) (7/17)	L	38-12						
11/8	Georgia (Jacksonville) (13/16) ABC (R)	T	13-13						
11/15	Kentucky (Gainesville)	W	31-6						
11/29	Miami (Miami)	W	35-16						
12/27	Tennessee (15/11) NBC (N)	W	14-13						
	(Gator Bowl, Jacksonville, Fla.)								
	G	W	L	T	PT	OP			
	11	9	1	1	343	200			

1970 Doug Dickey

9/12	Duke (Jacksonville) (15/NR)	W	21-19						
9/19	Mississippi St. (Gainesville) (14/NR)	W	34-13						
9/26	Alabama (Tuscaloosa) (13/NR)	L	46-15						
10/3	N.C. State (Gainesville)	W	14-6						
10/10	Florida St. (Tallahassee)	W	38-27						
10/17	Richmond (Gainesville)	W	20-0						
10/24	Tennessee (Knoxville) (NR/11) ABC (R)	L	38-7						
10/31	Auburn (Gainesville) (NR/12) HC	L	63-14						
11/7	Georgia (Jacksonville) ABC (R)	W	24-17						
11/14	Kentucky (Tampa)	W	24-13						
11/28	Miami (Gainesville)	L	14-13						
	G	W	L	T	PT	OP			
	11	7	4	0	244	256			

1971 Doug Dickey

9/11	Duke (Tampa)	L	12-6						
9/18	Mississippi St. (Jackson)	L	13-10						
9/25	Alabama (Gainesville) (NR/8)	L	38-0						
10/2	Tennessee (Gainesville) (NR/12)	L	20-13						
10/9	LSU (Baton Rouge) (NR/16)	L	48-7						
10/16	Florida St. (Gainesville) (NR/19)	W	17-15						
10/23	Maryland (Gainesville) HC	W	27-23						
10/30	Auburn (Auburn) (NR/5)	L	40-7						
11/6	Georgia (Jacksonville) (NR/7)	L	49-7						
11/13	Kentucky (Gainesville)	W	35-24						
11/27	Miami (Miami)	W	45-16						
	G	W	L	T	PT	OP			
	11	4	7	0	174	298			

1972 Doug Dickey

9/23	SMU (Tampa)	L	21-14						
9/30	Mississippi St. (Gainesville)	W	28-13						
10/7	Florida St. (Tallahassee) (NR/13)	W	42-13						
10/14	Alabama (Tuscaloosa) (NR/3)	L	24-7						
10/21	Ole Miss (Oxford)	W	16-0						
11/4	Auburn (Gainesville) (NR/11)	L	26-20						
11/11	Georgia (Jacksonville) ABC (R)	L	10-7						
11/18	Kentucky (Gainesville) HC	W	40-0						
11/25	LSU (Gainesville) (NR/8)	T	3-3						
12/2	Miami (Gainesville)	W	17-6						
12/9	North Carolina (Jacksonville) (NR/16)	L	28-24						
	G	W	L	T	PT	OP			
	11	5	5	1	218	144			

1973 Doug Dickey

9/15	Kansas St. (Gainesville) (14/NR)	W	21-10						
9/22	So. Miss (Tampa) (15/NR)	W	14-13						
9/29	Mississippi St. (Jackson) (16/NR)	L	33-12						
10/6	LSU (Baton Rouge) (NR/10)	L	24-3						
10/13	Alabama (Gainesville) (NR/3)	L	35-14						
10/20	Ole Miss (Gainesville) HC	L	13-10						
11/3	Auburn (Auburn) (NR/19)	W	12-8						
11/10	Georgia (Jacksonville) ABC (R)	W	11-10						
11/17	Kentucky (Gainesville)	W	20-18						
11/24	Miami (Miami)	W	14-7						
12/1	Florida St. (Gainesville)	W	49-0						
12/22	Miami (OH) University (NR/15)	L	16-7						
	(Tangerine Bowl, Gainesville, Fla.)								
	G	W	L	T	PT	OP			
	12	7	5	0	187	187			

1974 Doug Dickey

9/14	California (Gainesville)	W	21-17						
9/21	Maryland (Tampa) (NR/14)	W	17-10						
9/28	Mississippi St. (Gainesville)	W	29-13						
10/5	LSU (Gainesville) (13/NR)	W	24-14						
10/12	Vanderbilt (Nashville) (8/NR)	L	24-10						
10/19	Florida St. (Tallahassee) (14/NR)	W	24-14						
10/26	Duke (Gainesville) (12/NR) HC	W	30-13						
11/2	Auburn (Gainesville) (11/5) ABC (R)	W	25-14						
11/9	Georgia (Jacksonville) (6/NR)	L	16-17						
11/16	Kentucky (Lexington) (9/NR) ABC (R)	L	41-24						
11/30	Miami (Gainesville)	W	31-7						
12/31	Nebraska (18/8) ABC (R)	L	13-10						
	(Sugar Bowl, New Orleans, La.)								
	G	W	L	T	PT	OP			
	12	8	4	0	261	197			

1975 Doug Dickey

9/13	SMU (Gainesville) (19/NR)	W	40-14						
9/20	N.C. State (Raleigh) (13/NR)	L	8-7						
9/27	Mississippi St. (Jackson) (19/NR)	W	27-10						
10/4	LSU (Baton Rouge) (20/NR)	W	34-6						
10/11	Vanderbilt (Gainesville) (18/NR)	W	35-0						
10/18	Florida St. (Gainesville) (14/NR)	W	34-8						
10/25	Duke (Gainesville) (12/NR) HC	W	24-16						
11/1	Auburn (Auburn) (11/NR)	W	31-14						
11/8	Georgia (Jacksonville) (11/NR) ABC (R)	L	10-7						
11/15	Kentucky (Gainesville) (14/NR)	W	48-7						
11/29	Miami (Miami) (13/NR)	W	15-11						
12/29	Maryland (13/17) CBS (N)	L	13-0						
	(Gator Bowl, Jacksonville, Fla.)								
	G	W	L	T	PT	OP			
	12	9	3	0	302	117			

1976 Doug Dickey

9/11	North Carolina (Tampa) (18/NR)	L	24-21						
9/18	Houston (Gainesville)	W	49-14						
9/25	Mississippi St. (Gainesville)	W	34-30						
10/2	LSU (Gainesville) (19/11)	W	28-23						
10/16	Florida St. (Tallahassee) (12/NR)	W	33-26						

10/23	Tennessee (Knoxville) (11/NR)	W	20-18						
10/30	Auburn (Gainesville) (12/NR)	W	24-19						
11/6	Georgia (Jacksonville) (10/7) ABC (N)	L	41-27						
11/13	Kentucky (Lexington) (15/NR)	L	28-9						
11/20	Rice (Gainesville) HC	W	50-22						
11/27	Miami (Orlando)	W	19-10						
1/2	Texas A&M (NR/10) CBS (N)	L	37-14						
	(Sun Bowl, El Paso, Texas)								
	G	W	L	T	PT	OP			
	12	8	4	0	328	292			

1977 Doug Dickey

9/17	Rice (Houston) (19/NR)	W	48-3						
9/24	Mississippi St. (Jackson) (13/12) ABC (R)	W	24-22						
10/1	LSU (Baton Rouge) (9/NR)	L	36-14						
10/8	Pittsburgh (Gainesville) (20/15)	T	17-17						
10/22	Tennessee (Gainesville) (19/NR)	W	27-17						
10/29	Auburn (Auburn) (18/NR)	L	29-14						
11/5	Georgia (Jacksonville) ABC (N)	W	22-17						
11/12	Kentucky (Gainesville) (NR/7)	L	14-7						
11/19	Utah (Gainesville) HC	W	38-29						
11/26	Miami (Miami)	W	31-14						
12/3	Florida St. (Gainesville) (NR/19) ABC (R)	L	37-9						
	G	W	L	T	PT	OP			
	11	6	4	1	251	235			

1978 Doug Dickey

9/16	SMU (Orlando)	L	35-25						
9/30	Mississippi St. (Gainesville)	W	34-0						
10/7	LSU (Gainesville) (NR/11)	L	34-21						
10/14	Alabama (Tuscaloosa) (NR/7)	L	23-12						
10/21	Army (Gainesville) HC	W	31-7						
10/28	Georgia Tech (Atlanta) ABC (R)	L	17-13						
11/4	Auburn (Gainesville)	W	31-7						
11/11	Georgia (Jacksonville) (NR/11)	L	24-22						
11/18	Kentucky (Lexington)	W	18-16						
11/25	Florida St. (Tallahassee)	L	38-21						
12/2	Miami (Gainesville)	L	22-21						
	G	W	L	T	PT	OP			
	11	4	7	0	249	223			

1979 Charley Pell

9/15	Houston (Houston) (NR/13)	L	14-10						
9/22	Georgia Tech (Gainesville)	T	7-7						
9/29	Mississippi St. (Jackson)	L	24-10						
10/6	LSU (Baton Rouge) (NR/17)	L	20-3						
10/13	Alabama (Gainesville) (NR/2)	L	40-0						
10/27	Tulsa (Gainesville) HC	L	20-10						
11/3	Auburn (Auburn) (NR/20)	L	19-13						
1									

1981 Charley Pell

9/5	Miami (Miami) (17/NR)	L	21-20		
9/12	Furman (Gainesville)	W	35-7		
9/19	Georgia Tech (Gainesville)	W	27-6		
9/26	Mississippi St. (Jackson) (NR/12) ABC (R)	L	28-7		
10/3	LSU (Baton Rouge)	W	24-10		
10/10	Maryland (Gainesville)	W	15-10		
10/17	Ole Miss (Gainesville) HC	W	49-3		
10/31	Auburn (Auburn)	L	14-12		
11/7	Georgia (Jacksonville) (NR/4) ABC (R)	L	26-21		
11/14	Kentucky (Gainesville)	W	33-12		
11/28	Florida St. (Gainesville)	W	35-3		
12/31	West Virginia, CBS (N) (Peach Bowl, Atlanta, Ga.)	L	26-6		
G W L T PT OP					
12	7	5	0	284	166

1982 Charley Pell

9/4	Miami (Gainesville) (16/15)	W	17-14		
9/11	USC (Gainesville) (11/10) ABC (R)	W	17-9		
9/25	Mississippi St. (Gainesville) (5/NR)	W	27-17		
10/2	LSU (Gainesville) (4/NR)	L	24-13		
10/9	Vanderbilt (Nashville) (14/NR)	L	31-29		
10/16	West Texas St. (Gainesville) HC	W	77-14		
10/30	Auburn (Gainesville) (NR/19)	W	19-17		
11/6	Georgia (Jacksonville) (20/3) CBS (R)	L	44-0		
11/13	Kentucky (Lexington)	W	39-13		
11/20	Tulane (New Orleans)	W	21-14		
12/4	Florida St. (Tallahassee) (NR/15)	W	13-10		
12/31	Arkansas (NR/14) Mizlou (N) (Bluebonnet Bowl, Houston, Texas)	L	28-24		
G W L T PT OP					
12	8	4	0	296	235

1983 Charley Pell

9/3	Miami (Gainesville)	W	28-3		
9/10	USC (Los Angeles) (18/9)	T	19-19		
9/17	Indiana St. (Gainesville) (15/NR)	W	17-13		
9/24	Mississippi St. (Starkville) (15/NR)	W	35-12		
10/1	LSU (Baton Rouge) (12/16)	W	31-17		
10/8	Vanderbilt (Gainesville) (9/NR)	W	29-10		
10/22	East Carolina (Gainesville) (6/NR) HC	W	24-17		
10/29	Auburn (Auburn) (5/4)	L	28-21		
11/5	Georgia (Jacksonville) (9/4) CBS (R)	L	10-9		
11/12	Kentucky (Gainesville) (14/NR)	W	24-7		
12/3	Florida St. (Gainesville) (12/NR) CBS (N)	W	53-14		
12/20	Iowa (11/10) ABC (N) (Gator Bowl, Jacksonville, Fla.)	W	14-6		
G W L T PT OP					
12	9	2	1	304	156

Charley Pell (first 3 games)

1984 Galen Hall (last 8 games)

9/1	Miami (Tampa) (17/10) ESPN (N)	L	32-20		
9/8	LSU (Gainesville) TBS (N)	T	21-21		
9/15	Tulane (Gainesville)	W	63-21		
9/29	Mississippi St. (Gainesville)	W	27-12		
10/6	Syracuse (Gainesville)	W	16-0		
10/13	Tennessee (Knoxville) (18/NR)	W	43-30		
10/20	Cincinnati (Gainesville) (17/NR) HC	W	48-17		
11/3	Auburn (Gainesville) (13/11) ABC (R)	W	24-3		
11/10	Georgia (Jacksonville) (10/8) CBS (N)	W	27-0		
11/17	Kentucky (Lexington) (5/NR) TBS (N)	W	25-17		
12/1	Florida St. (Tallahassee) (3/12) ABC (N)	W	27-17		
G W L T PT OP					
11	9	1	1	341	170

1985 Galen Hall

9/7	Miami (Miami) (5/NR)	W	35-23
9/14	Rutgers (Gainesville) (3/NR)	T	28-28
9/28	Mississippi St. (Starkville) (11/NR)	W	36-22
10/5	LSU (Baton Rouge) (11/8)	W	20-0

10/12	Tennessee (Gainesville) (7/14)	W	17-10		
10/19	SW Louisiana (Gainesville) (5/NR) HC	W	45-0		
10/26	Virginia Tech (Gainesville) (2/NR)	W	35-18		
11/2	Auburn (Auburn) (2/6)	W	14-10		
11/9	Georgia (Jacksonville) (1/17)	L	24-3		
11/16	Kentucky (Gainesville) (11/NR)	W	15-13		
11/30	Florida St. (Gainesville) (6/12)	W	38-14		
G W L T PT OP					
11	9	1	1	286	162

1986 Galen Hall

8/30	Georgia So. (Gainesville) (13/NR)	W	38-14		
9/6	Miami (Gainesville) (13/2)	L	23-15		
9/20	Alabama (Gainesville) (13/4)	L	21-7		
9/27	Mississippi St. (Starkville)	L	16-10		
10/4	LSU (Gainesville) (NR/18)	L	28-17		
10/11	Kent St. (Gainesville) HC	W	52-9		
10/18	Rutgers (East Rutherford)	W	15-3		
11/1	Auburn (Gainesville) (NR/5)	W	18-17		
11/8	Georgia (Jacksonville) (NR/19)	W	31-19		
11/15	Kentucky (Lexington)	L	10-3		
11/29	Florida St. (Tallahassee)	W	17-13		
G W L T PT OP					
11	6	5	0	223	173

1987 Galen Hall

9/5	Miami (Miami) (20/10) TBS (N)	L	31-4		
9/12	Tulsa (Gainesville)	W	52-0		
9/19	Alabama (Birmingham) (NR/11) TBS (N)	W	23-14		
9/26	Mississippi St. (Gainesville)	W	38-3		
10/3	LSU (Baton Rouge) (19/7) ESPN (N)	L	13-10		
10/10	Cal St. Fullerton (Gainesville) (18/NR)	W	65-0		
10/17	Temple (Gainesville) (14/NR) HC	W	34-3		
10/31	Auburn (Auburn) (10/6) ESPN (N)	L	29-6		
11/7	Georgia (Jacksonville) (17/10) TBS (N)	L	23-10		
11/14	Kentucky (Gainesville) TBS (N)	W	27-14		
11/28	Florida St. (Gainesville) (NR/3) CBS (N)	L	28-14		
12/25	UCLA (NR/10) ABC (R) (Aloha Bowl, Honolulu, Hawaii)	L	20-16		
G W L T PT OP					
12	6	6	0	299	178

1988 Galen Hall

9/3	Montana St. (Gainesville)	W	69-0		
9/10	Ole Miss (Jackson)	W	27-15		
9/17	Indiana St. (Gainesville)	W	58-0		
9/24	Mississippi St. (Gainesville) (20/NR)	W	17-0		
10/1	LSU (Gainesville) (17/14) CBS (N)	W	19-6		
10/8	Memphis St. (Gainesville) (14/NR)	L	17-11		
10/15	Vanderbilt (Nashville) (20/NR) TBS (N)	L	24-9		
10/29	Auburn (Gainesville) (NR/9) HC ESPN (N)	L	16-0		
11/5	Georgia (Jacksonville) (NR/19) TBS (N)	L	26-3		
11/12	Kentucky (Lexington)	W	24-19		
11/26	Florida St. (Tallahassee) (NR/5) ESPN (N)	L	52-17		
12/29	Illinois, ESPN (N) (All-American Bowl, Birmingham, Ala.)	W	14-10		
G W L T PT OP					
12	7	5	0	268	185

Galen Hall (first 5 games)

1989 Gary Darnell (last 7 games)

9/9	Ole Miss (Gainesville) TBS (N)	L	24-19
9/16	Louisiana Tech (Gainesville)	W	34-7
9/23	Memphis St. (Memphis)	W	38-13
9/30	Mississippi St. (Tampa)	W	21-0
10/7	LSU (Baton Rouge)	W	16-13
10/14	Vanderbilt (Gainesville) (25/NR)	W	34-11
10/21	New Mexico (Gainesville) (20/NR) HC	W	27-21
11/4	Auburn (Auburn) (19/12) ESPN (N)	L	10-7
11/11	Georgia (Jacksonville) (20/NR) TBS (N)	L	17-10
11/18	Kentucky (Gainesville)	W	38-28
12/2	Florida St. (Gainesville) (NR/6) ESPN (N)	L	24-17

12/30	Washington, NBC (N) (Freedom Bowl, Anaheim, Calif.)	L	34-7		
G W L T PT OP					
12	7	5	0	268	202

1990 Steve Spurrier

9/8	Oklahoma St. (Gainesville)	W	50-7		
9/15	Alabama (Tuscaloosa) (24/NR) TBS (N)	W	17-13		
9/22	Furman (Gainesville) (19/NR)	W	27-3		
9/29	Mississippi St. (Gainesville) (17/NR) TBS (N)	W	34-21		
10/6	LSU (Gainesville) (10/NR) ESPN (N)	W	34-8		
10/13	Tennessee (Knoxville) (9/5) ESPN (N)	L	45-3		
10/20	Akron (Gainesville) (17/NR) HC	W	59-0		
11/3	Auburn (Gainesville) (15/4) ESPN (N)	W	48-7		
11/10	Georgia (Jacksonville) (10/NR) TBS (N)	W	38-7		
11/17	Kentucky (Lexington) (6/NR) TBS (N)	W	47-15		
12/1	Florida St. (Tallahassee) (6/8) ESPN (N)	L	45-30		
G W L T PT OP					
11	9	2	0	387	171

1991 Steve Spurrier

SEC CHAMPIONS

9/7	San Jose St. (Gainesville) (6/NR)	W	59-21		
9/14	Alabama (Gainesville) (6/17) ESPN (N)	W	35-0		
9/21	Syracuse (Syracuse) (5/17) ABC (R)	L	38-21		
9/28	Mississippi St. (Orlando) (14/21) TBS (N)	W	29-7		
10/5	LSU (Baton Rouge) (13/NR)	W	16-0		
10/12	Tennessee (Gainesville) (10/4) ESPN (N)	W	35-18		
10/19	Northern Illinois (Gainesville) (6/NR) HC	W	41-10		
11/2	Auburn (Auburn) (6/NR) ABC (R)	W	31-10		
11/9	Georgia (Gainesville) (6/23) ESPN (N)	W	45-13		
11/16	Kentucky (Gainesville) (5/NR)	W	35-26		
11/30	Florida St. (Gainesville) (5/3) ABC (N)	W	14-9		
1/1	Notre Dame (3/18) ABC (N) (Sugar Bowl, New Orleans, La.)	L	39-28		
G W L T PT OP					
12	10	2	0	389	191

1992 Steve Spurrier

9/12	Kentucky (Gainesville) (4/NR) JP (R)	W	35-19		
9/19	Tennessee (Knoxville) (4/14) ABC (R)	L	31-14		
10/1	Mississippi St. (Starkville) (13/24) ESPN (N)	L	30-6		
10/10	LSU (Gainesville) (23/NR)	W	28-21		
10/17	Auburn (Gainesville) (23/NR) ABC (R)	W	24-9		
10/24	Louisville (Gainesville) (20/NR) HC	W	31-17		
10/31	Georgia (Jacksonville) (20/7) ABC (R)	W	26-24		
11/7	So. Miss (Gainesville) (14/NR)	W	24-20		
11/14	South Carolina (Gainesville) (11/NR) JP (N)	W	14-9		
11/21	Vanderbilt (Nashville) (9/NR) JP (R)	W	41-21		
11/28	Florida St. (Tallahassee) (6/3) ABC (N)	L	45-24		
12/5	Alabama (12/2) ABC (N) (SEC Championship Game, Birmingham)	L	28-21		
12/31	North Carolina St. (14/12) TBS (N) (Gator Bowl, Jacksonville, Fla.)	W	27-10		
G W L T PT OP					
13	9	4	0	315	284

1993 Steve Spurrier

SEC CHAMPIONS

9/4	Arkansas St. (Gainesville) (8/NR)	W	44-6
9/11	Kentucky (Lexington) (7/NR)	W	24-20
9/18	Tennessee (Gainesville) (9/5) ABC (R)	W	41-34
10/2	Mississippi St. (Gainesville) (5/NR) JP (R)	W	38-24
10/9	LSU (Baton Rouge) (5/NR) ESPN (N)	W	58-3
10/16	Auburn (Auburn) (4/19)	L	38-35
10/30	Georgia (Jacksonville) (10/NR) ABC (R)	W	33-26
11/6	SW Louisiana (Gainesville) (9/NR) HC	W	61-14
11/13	South Carolina (Columbia) (8/NR) JP (R)	W	37-26
11/20	Vanderbilt (Gainesville) (8/NR) JP (R)	W	52-0
11/27	Florida St. (Gainesville) (7/1) ABC (R)	L	33-21
12/4	Alabama (9/17) ABC (N) (SEC Championship Game, Birmingham, Ala.)	W	28-13

1/1	West Virginia (8/3) ABC (N)	W	41-7			
	(Sugar Bowl, New Orleans, La.)					
	G	W	L	T	PT	OP
	13	11	2	0	513	244

1994 Steve Spurrier

SEC CHAMPIONS

9/3	New Mexico St. (Gainesville) (1/NR)	W	70-21			
9/10	Kentucky (Gainesville) (2/NR) ABC (R)	W	73-7			
9/17	Tennessee (Knoxville) (1/15) ESPN (N)	W	31-0			
10/1	Ole Miss (Oxford) (1/NR) JP (N)	W	38-14			
10/8	LSU (Gainesville) (1/NR) JP (N)	W	42-18			
10/15	Auburn (Gainesville) (1/6) ABC (R)	L	36-33			
10/29	Georgia (Gainesville) (5/NR) ESPN (N)	W	52-14			
11/5	So. Miss (Gainesville) (4/NR) HC	W	55-17			
11/12	South Carolina (Gainesville) (4/NR) JP (N)	W	48-17			
11/19	Vanderbilt (Nashville) (3/NR)	W	24-7			
11/26	Florida St. (Tallahassee) (4/7) ABC (N)	T	31-31			
12/3	Alabama (6/3) ABC (N)	W	24-23			
	(SEC Championship Game, Atlanta)					
1/1	Florida St. (5/7) ABC (N)	L	23-17			
	(Sugar Bowl, New Orleans, La.)					
	G	W	L	T	PT	OP
	13	10	2	1	538	228

1995 Steve Spurrier

SEC CHAMPIONS

9/2	Houston (Gainesville) (5/NR)	W	45-21			
9/9	Kentucky (Lexington) (5/NR)	W	42-7			
9/16	Tennessee (Gainesville) (4/8) ABC (R)	W	62-37			
9/30	Ole Miss (Gainesville) (3/NR)	W	28-10			
10/7	LSU (Baton Rouge) (3/21) JP (N)	W	28-10			
10/14	Auburn (Auburn) (3/7) ABC (R)	W	49-38			
10/28	Georgia (Athens) (3/NR) ABC (R)	W	52-17			
11/4	Northern Illinois (Gainesville) (3/NR) HC	W	58-20			
11/11	South Carolina (Columbia) (3/NR) ESPN (N)	W	63-7			
11/18	Vanderbilt (Gainesville) (3/NR) JP (R)	W	38-7			
11/25	Florida St. (Gainesville) (3/6) ABC (R)	W	35-24			
12/2	Arkansas (2/24) ABC (N)	W	34-3			
	(SEC Championship Game, Atlanta)					
1/2	Nebraska (2/1) CBS (N)	L	62-24			
	(Fiesta Bowl, Tempe, Ariz.)					
	G	W	L	T	PT	OP
	13	12	1	0	558	263

1996 Steve Spurrier

NATIONAL CHAMPIONS

SEC CHAMPIONS

8/31	SW Louisiana (Gainesville) (4/NR)	W	55-21			
9/7	Georgia So. (Gainesville) (4/NR) SportSouth (R)	W	62-14			
9/21	Tennessee (Knoxville) (4/2) CBS (N)	W	35-29			
9/28	Kentucky (Gainesville) (1/NR) CBS (R)	W	65-0			
10/5	Arkansas (Fayetteville) (1/NR) JP (N)	W	42-7			
10/12	LSU (Gainesville) (1/12) HC CBS (N)	W	56-13			
10/19	Auburn (Gainesville) (1/16) CBS (N)	W	51-10			
11/2	Georgia (Jacksonville) (1/NR) CBS (R)	W	47-7			
11/9	Vanderbilt (Nashville) (1/NR) JP (N)	W	28-21			
11/16	South Carolina (Gainesville) (1/NR) JP/ESPN2 (N)	W	52-25			
11/30	Florida St. (Tallahassee) (1/2) ABC (N)	L	24-21			
12/7	Alabama (4/1) ABC (N)	W	45-30			
	(SEC Championship Game, Atlanta)					
1/2	Florida St. (3/1) ABC (N)	W	52-20			
	(Sugar Bowl, New Orleans, La.)					
	G	W	L	T	PT	OP
	13	12	1	0	611	221

1997 Steve Spurrier

8/30	So. Miss (Gainesville) (%2/NR) ESPN2 (N)	W	21-6
9/6	Central Michigan (Gainesville) (%2/NR)	W	82-6
9/20	Tennessee (Gainesville) (%3/4) CBS (N)	W	33-20
9/27	Kentucky (Lexington) (1/NR) CBS (R)	W	55-28
10/4	Arkansas (Gainesville) (1/NR) ESPN2 (N)	W	56-7

10/11	LSU (Baton Rouge) (1/14) ESPN (N)	L	28-21			
10/18	Auburn (Auburn) (7/6) CBS (N)	W	24-10			
11/1	Georgia (Jacksonville) (6/14) CBS (N)	L	37-17			
11/8	Vanderbilt (Gainesville) (13/NR) HC JP (R)	W	20-7			
11/15	South Carolina (Columbia) (12/NR) JP (R)	W	48-21			
11/22	Florida St. (Gainesville) (10/2*) CBS (N)	W	32-29			
1/1	Penn St. (6/11) ABC (N)	W	21-6			
	(Citrus Bowl, Orlando, Fla.)					
	G	W	L	T	PT	OP
	12	10	2	0	430	205

% Florida was ranked #1 in the USA Today/ESPN Poll

* Florida St. was #1 in the USA Today/ESPN Poll

1998 Steve Spurrier

9/5	The Citadel (Gainesville) (3/NR)	W	49-10			
9/12	Northeast Louisiana (Gainesville) (3/NR)	W	42-10			
9/19	Tennessee (Knoxville) (2/6) CBS (N)	L	20-17 OT			
9/26	Kentucky (Gainesville) (8/25) CBS (R)	W	51-35			
10/3	Alabama (Tuscaloosa) (8/NR) JP (R)	W	16-10			
10/10	LSU (Gainesville) (6/11) ESPN (N)	W	22-10			
10/17	Auburn (Gainesville) (5/NR) CBS (N)	W	24-3			
10/31	Georgia (Jacksonville) (5/11) CBS (N)	W	38-7			
11/7	Vanderbilt (Nashville) (5/NR)	W	45-13			
11/14	South Carolina (Gainesville) (4/NR) JP (R) HC	W	33-14			
11/21	Florida St. (Tallahassee) (4/5) ABC (R)	L	23-12			
1/2	Syracuse (7/18) ABC (N)	W	31-10			
	(Orange Bowl, Miami, Fla.)					
	G	W	L	T	PT	OP
	12	10	2	0	380	165

1999 Steve Spurrier

9/4	Western Michigan (Gainesville) (4/NR)	W	55-26			
9/11	Central Florida (Gainesville) (4/NR)	W	58-27			
9/18	Tennessee (Gainesville) (4/2) CBS (R)	W	23-21			
9/25	Kentucky (Lexington) (3/NR) ESPN (N)	W	38-10			
10/2	Alabama (Gainesville) (3/21) CBS (N)	L	40-39 OT			
10/9	LSU (Baton Rouge) (8/NR) CBS (N)	W	31-10			
10/16	Auburn (Auburn) (7/NR) ESPN2 (N)	W	32-14			
10/30	Georgia (Jacksonville) (5/10) CBS (N)	W	30-14			
11/6	Vanderbilt (Gainesville) (5/NR) CBS (R) HC	W	13-6			
11/13	South Carolina (Columbia) (4/NR) JP (R)	W	20-3			
11/18	Florida St. (Gainesville) (3/1) CBS (N)	L	30-23			
12/4	Alabama (5/7) ABC (N)	L	34-7			
	(SEC Championship Game, Atlanta)					
1/1	Michigan St. (10/9) ABC (N)	L	37-34			
	(Citrus Bowl, Orlando, Fla.)					
	G	W	L	T	PT	OP
	13	9	4	0	403	272

2000 Steve Spurrier

SEC CHAMPIONS

9/2	Ball St. (Gainesville) (9/NR)	W	40-19			
9/9	Middle Tennessee (Gainesville) (8/NR)	W	55-0			
9/16	Tennessee (Knoxville) (6/11) CBS (R)	W	27-23			
9/23	Kentucky (Gainesville) (3/NR) CBS (R)	W	59-31			
9/30	Mississippi St. (Starkville) (3/NR) CBS (R)	L	47-35			
10/7	LSU (Gainesville) (12/NR) JP (R)	W	41-9			
10/14	Auburn (Gainesville) (10/19) CBS (N)	W	38-7			
10/28	Georgia (Jacksonville) (8/13) CBS (R)	W	34-23			
11/4	Vanderbilt (Nashville) (6/NR) JP (R)	W	43-20			
11/11	South Carolina (Gainesville) (5/21) CBS (N) HC	W	41-21			
11/18	Florida St. (Tallahassee) (4/3)	L	30-7			
12/2	Auburn (7/18) ABC (N)	W	28-6			
	(SEC Championship Game, Atlanta)					
1/2	Miami (7/2) ABC (N)	L	37-20			
	(Sugar Bowl, New Orleans, La.)					
	G	W	L	T	PT	OP
	13	10	3	0	468	273

2001 Steve Spurrier

9/1	Marshall (Gainesville) (1/NR) ESPN2 (N)	W	49-14			
9/8	Louisiana-Monroe (Gainesville) (2/NR)	W	55-6			
9/22	Kentucky (Lexington) (2/NR) JP (R)	W	44-10			
9/29	Mississippi St. (Gainesville) (2/21) CBS (N)	W	52-0			
10/6	LSU (Baton Rouge) (2/18) CBS (N)	W	44-15			
10/13	Auburn (Auburn) (1/NR) ESPN (N)	L	23-20			
10/27	Georgia (Jacksonville) (6/15) CBS (N)	W	24-10			
11/3	Vanderbilt (Gainesville) (4/NR) JP (R) HC	W	71-13			
11/10	South Carolina (Columbia) (4/14) ESPN (N)	W	54-17			
11/17	Florida St. (Gainesville) (4/20) CBS (N)	W	37-13			
12/1	Tennessee (Gainesville) (2/5) CBS (N)	L	34-32			
1/2	Maryland (5/6) ABC (N)	W	56-23			
	(Orange Bowl, Miami, Fla.)					
	G	W	L	T	PT	OP
	12	10	2	0	538	178

2002 Ron Zook

8/31	UAB (Gainesville) (6/NR)	W	51-3			
9/7	Miami (Gainesville) (6/1) CBS (N)	L	41-16			
9/14	Ohio (Gainesville) (12/NR)	W	34-6			
9/21	Tennessee (Knoxville) (10/4) CBS (N)	W	30-13			
9/28	Kentucky (Gainesville) (7/NR) CBS (N)	W	41-34			
10/5	Ole Miss (Oxford) (6/NR) CBS (R)	L	17-14			
10/12	LSU (Gainesville) (16/18) ESPN (N)	L	36-7			
10/19	Auburn (Gainesville) (NR/NR) ESPN (N)	W	30-23 OT			
11/2	Georgia (Jacksonville) (NR/5) ESPN (N)	W	20-13			
11/9	Vanderbilt (Nashville) (23/NR)	W	21-17			
11/16	South Carolina (Gainesville) (20/NR) HC	W	28-7			
11/30	Florida St. (Tallahassee) (15/23) ABC (R)	L	31-14			
1/1	Michigan (15/12) ESPN (N)	L	38-30			
	(Outback Bowl, Tampa, Fla.)					
	G	W	L	T	PT	OP
	13	8	5	0	336	279

2003 Ron Zook

8/30	San Jose St. (Gainesville) (NR/NR)	W	65-3			
9/6	Miami (Miami) (21/3) ABC (R)	L	38-33			
9/13	Florida A&M (Gainesville) (19/NR)	W	63-3			
9/20	Tennessee (Gainesville) (17/12) CBS (R)	L	24-10			
9/27	Kentucky (Lexington) (25/NR) JP (R)	W	24-21			
10/4	Ole Miss (Gainesville) (24/NR) JP (R)	L	20-17			
10/11	LSU (Baton Rouge) (NR/6) CBS (N)	W	19-7			
10/18	Arkansas (Fayetteville) (NR/11) CBS (R)	W	33-28			
11/1	Georgia (Jacksonville) (23/4) CBS (R)	W	16-13			
11/8	Vanderbilt (Gainesville) (17/NR) JP (R) HC	W	35-17			
11/15	South Carolina (Columbia) (15/NR) JP (R)	W	24-22			
11/30	Florida St. (Gainesville) (11/9) CBS (N)	L	38-34			
1/1	Iowa (17/13) ESPN (N)	L	37-17			
	(Outback Bowl, Tampa, Fla.)					
	G	W	L	T	PT	OP
	13	8	5	0	390	271

Ron Zook (first 11 games)

2004 Charlie Strong (game 12 only)

9/11	Eastern Michigan (Gainesville) (11/NR)	W	41-10			
9/18	Tennessee (Knoxville) (11/13) CBS (N)	L	30-28			
9/25	Kentucky (Gainesville) (16/NR) ESPN2 (R)	W	20-3			
10/2	Arkansas (Gainesville) (16/NR) CBS (N)	W	45-30			
10/9	LSU (Gainesville) (12/24) ESPN (N)	L	24-21			
10/16	Middle Tenn. St. (Gainesville) (22/NR)	W	52-16			
10/23	Mississippi St. (Starkville) (19/NR) JP (R)	L	38-31			
10/30	Georgia (Jacksonville) (NR/7) CBS (N)	L	31-24			
11/6	Vanderbilt (Nashville) (NR/NR)	W	34-17			
11/13	South Carolina (Gainesville) ESPN2 (R) HC	W	48-14			
11/20	Florida St. (Tallahassee) (NR/10) ESPN (N)	W	20-13			
12/31	Miami (19/14) ESPN (N)	L	27-10			
	(Peach Bowl, Atlanta, Ga.)					
	G	W	L	T	PT	OP
	12	7	5	0	382	253

2005 Urban Meyer

9/3	Wyoming (Gainesville) (10/NR)	W	32-14
9/10	Louisiana Tech (Gainesville) (10/NR)	W	41-3
9/17	Tennessee (Gainesville) (6/5) CBS (N)	W	16-7
9/24	Kentucky (Lexington) (5/NR) CBS (N)	W	49-28
10/1	Alabama (Tuscaloosa) (5/15) CBS (N)	L	31-3
10/8	Mississippi St. (Gainesville) (13/NR) JP (R)	W	35-9
10/15	LSU (Baton Rouge) (11/10) CBS (N)	L	21-17
10/29	Georgia (Jacksonville) (16/4) CBS (N)	W	14-10
11/5	Vanderbilt (Gainesville) (13/NR) ESPN2 (N) HC	W	49-42
11/12	South Carolina (Columbia) (12/NR) JP (R)	L	30-22
11/26	Florida St. (Gainesville) (19/23) CBS (N)	W	34-7
1/2	Iowa (16/25) ESPN (N) (Outback Bowl, Tampa, Fla.)	W	31-24
G W L T PT OP			
12 9 3 0 343 226			

2006 Urban Meyer

NATIONAL CHAMPIONS
SEC CHAMPIONS

9/2	So. Miss. (Gainesville) (7/NR)	W	34-7
9/9	UCF (Gainesville) (7/NR)	W	42-0
9/16	Tennessee (Knoxville) (7/13) CBS (N)	W	21-20
9/23	Kentucky (Gainesville) (5/NR) ESPN (N)	W	26-7
9/30	Alabama (Gainesville) (5/NR) CBS (N)	W	28-13
10/7	LSU (Gainesville) (5/9) CBS (N)	W	23-10
10/14	Auburn (Auburn) (2/11) ESPN (N)	L	27-17
10/28	Georgia (Jacksonville) (9/25) CBS (N)	W	21-14
11/4	Vanderbilt (Nashville) (7/NR) LF (R)	W	25-19
11/11	South Carolina (Gainesville) (6/NR) CBS (N)	W	17-16
11/18	Western Carolina (Gainesville) (3/NR)	W	62-0
11/25	Florida St. (Tallahassee) (4/NR) ABC (N)	W	21-14
12/2	Arkansas (4/8) CBS (N) (SEC Championship Game, Atlanta)	W	38-28
1/8	Ohio St. (2/1) FOX (N) (BCS Championship, Glendale, Ariz.)	W	41-14
G W L T PT OP			
14 13 1 0 416 189			

2007 Urban Meyer

9/1	Western Kentucky (Gainesville) (6/NR) LFS (R)	W	49-3
9/8	Troy (Gainesville) (4/NR)	W	59-31
9/15	Tennessee (Gainesville) (5/22) CBS (N)	W	59-20
9/22	Ole Miss (Oxford) (3/NR) LFS (R)	W	30-24
9/29	Auburn (Gainesville) (4/NR) ESPN (N)	L	20-17
10/6	LSU (Baton Rouge) (9/1) CBS (N)	L	28-24
10/20	Kentucky (Lexington) (14/8) CBS (N)	W	45-37
10/27	Georgia (Jacksonville) (9/20) CBS (N)	L	42-30
11/3	Vanderbilt (Gainesville) (18/NR) LFS (R) HC	W	49-22
11/10	South Carolina (Columbia) (17/NR) ESPN (N)	W	51-31
11/17	Florida Atlantic (Gainesville) (14/NR)	W	59-20
11/24	Florida St. (Gainesville) (12/NR) CBS (N)	W	45-12
1/1	Michigan (12/NR) ABC (N) (Capital One Bowl, Orlando, Fla.)	L	41-35
G W L T PT OP			
13 9 4 0 552 331			

2008 Urban Meyer

NATIONAL CHAMPIONS
SEC CHAMPIONS

8/30	Hawaii (Gainesville) (5/NR) RAYCOM	W	56-10
9/6	Miami (Gainesville) (5/NR) ESPN	W	26-3
9/20	Tennessee (Knoxville) (4/NR) CBS (N)	W	30-6
9/27	Ole Miss (Gainesville) (4/NR) Raycom	L	31-30
10/4	Arkansas (Fayetteville) (12/NR) Raycom	W	38-7
10/11	LSU (Gainesville) (11/4) CBS (N)	W	51-21
10/25	Kentucky (Gainesville) (5/NR) Raycom HC	W	63-5
11/1	Georgia (Jacksonville) (5/8) CBS (N)	W	49-10
11/8	Vanderbilt (Nashville) (4/NR) ESPN2	W	42-14
11/15	South Carolina (Gainesville) (3/24) CBS (N)	W	56-6
11/22	The Citadel (Gainesville) (3/NR)	W	70-19
11/29	Florida St. (Tallahassee) (2/23) ABC (R)	W	45-15
12/6	Alabama (2/1) CBS (N) (SEC Championship Game, Atlanta)	W	31-20
1/8	Oklahoma (1/2) FOX (N) (BCS Championship, Miami, Fla.)	W	24-14
G W L T PT OP			
14 13 1 0 611 181			

2009 Urban Meyer

9/5	Charleston So. (Gainesville) (1/NR) Sun/FSN	W	62-3
9/12	Troy (Gainesville) (1/NR) SECN	W	56-6
9/19	Tennessee (Gainesville) (1/NR) CBS (N)	W	23-13
9/26	Kentucky (Lexington) (1/NR) ESPN2 (N)	W	41-7
10/10	LSU (Baton Rouge) (1/4) CBS (N)	W	13-3
10/17	Arkansas (Gainesville) (1/NR) CBS (N) HC	W	23-20
10/24	Mississippi St. (Starkville) (2/NR) ESPN (N)	W	29-19
10/31	Georgia (Jacksonville) (1/NR) CBS (N)	W	41-17
11/7	Vanderbilt (Gainesville) (1/NR) ESPN2 (N)	W	27-3
11/14	South Carolina (Columbia) (1/NR) CBS (N)	W	24-14
11/21	FIU (Gainesville) (1/NR) PPV	W	62-3
11/28	Florida St. (Gainesville) (1/NR) CBS (N)	W	37-10
12/5	Alabama (1/2) CBS (N) (SEC Championship Game, Atlanta)	L	32-13
1/1	Cincinnati (5/4) FOX (N) (Sugar Bowl, New Orleans, La.)	W	51-24
G W L T PT OP			
14 13 1 0 502 174			

2010 Urban Meyer

9/4	Miami University (Gainesville) (4/NR) ESPN (N)	W	34-12
9/11	USF (Gainesville) (8/NR) SECN	W	38-14
9/18	Tennessee (Knoxville) (10/NR) CBS (N)	W	31-17
9/25	Kentucky (Gainesville) (9/NR) ESPN (N)	W	48-14
10/2	Alabama (Tuscaloosa) (7/1) CBS (N)	L	31-3
10/9	LSU (Gainesville) (14/12) ESPN (N)	L	33-29
10/16	Mississippi St. (Gainesville) (22/NR) ESPN (N) HC	L	10-7
10/30	Georgia (Jacksonville) (NR/NR) CBS (N)	W	34-31 OT
11/6	Vanderbilt (Nashville) (NR/NR) SECN (N)	W	55-14
11/13	South Carolina (Gainesville) (24/22) ESPN (N)	L	36-14
11/20	Appalachian St. (Gainesville) (NR/NR) PPV	W	48-10
11/27	Florida St. (Tallahassee) (NR/22) ABC/ESPN (N)	L	31-7
1/1	Penn St. (NR/NR) ABC (N) (Outback Bowl, Tampa, Fla.)	W	37-24
G W L T PT OP			
13 8 5 0 385 277			

2011 Will Muschamp

9/3	Florida Atlantic (Gainesville) (22/NR) ESPN (N)	W	41-3
9/10	UAB (Gainesville) (18/NR) Sun/FSN	W	39-0
9/17	Tennessee (Gainesville) (16/RV) CBS (N)	W	33-23
9/24	Kentucky (Lexington) (15/NR) ESPN (N)	W	48-10
10/1	Alabama (Gainesville) (12/3) CBS (N)	L	38-10
10/8	LSU (Baton Rouge) (17/1) CBS (N)	L	41-11
10/15	Auburn (Auburn) (RV/24) ESPN (N)	L	17-6
10/29	Georgia (Jacksonville) (NR/22) CBS (N)	L	24-20
11/5	Vanderbilt (Gainesville) (NR/NR) SECN HC	W	26-21
11/12	South Carolina (Columbia) (NR/15) CBS (N)	L	17-12
11/19	Furman (Gainesville) (NR/NR) PPV	W	54-32
11/26	Florida St. (Gainesville) (NR/NR) ESPN2 (N)	L	21-7
1/2	Ohio State (NR/NR) ESPN2 (N) (TaxSlayer.com Gator Bowl, Jacksonville, Fla.)	W	24-17
G W L T PT OP			
13 7 6 0 331 264			

2012 Will Muschamp

9/1	Bowling Green (Gainesville) (23/NR) ESPN (N)	W	27-14
9/8	Texas A&M (College Station) (24/NR) ESPN (N)	W	20-17
9/15	Tennessee (Knoxville) (18/23) ESPN (N)	W	37-20
9/22	Kentucky (Gainesville) (14/NR) SECN (R)	W	38-0
10/6	LSU (Gainesville) (10/4) CBS (N)	W	14-6
10/13	Vanderbilt (Nashville) (4/NR) ESPN (N)	W	31-17
10/20	South Carolina (Gainesville) (3/9) CBS (N)	W	44-11
10/27	Georgia (Jacksonville) (3/12) CBS (N)	L	9-17
11/3	Missouri (Gainesville) (8/NR) ESPN2 (N)	W	14-7
11/10	Louisiana (Gainesville) (7/NR) SECN (R) (HC)	W	27-20
11/17	Jacksonville St. (Gainesville) (7/NR) PPV	W	23-0
11/24	Florida St. (Tallahassee) (6/10) ABC (N)	W	37-26
1/2	Louisville (4/21) ESPN (N) (Sugar Bowl, New Orleans, La.)	L	23-33
G W L T PT OP			
13 11 2 0 344 188			

2013 Will Muschamp

8/31	Toledo (Gainesville) (10/NR) SECTV (R)	W	24-6
9/7	Miami (Miami Gardens) (24/12) ESPN (N)	L	16-21
9/21	Tennessee (Gainesville) (19/NR) CBS (N)	W	31-17
9/28	Kentucky (Lexington) (20/NR) ESPN (N)	W	24-7
10/5	Arkansas (Gainesville) (18/NR) ESPN2 (N)	W	30-10
10/12	LSU (Baton Rouge) (17/10) CBS (N)	L	6-17
10/19	Missouri (Columbia) (22/14) SECTV (R)	L	17-36
11/2	Georgia (Jacksonville) (NR/NR) CBS (N)	L	20-23
11/9	Vanderbilt (Gainesville) (NR/NR) FSN/SUN (R) (HC)	L	17-34
11/16	South Carolina (Columbia) (NR/11) ESPN2 (N)	L	14-19
11/23	Georgia Southern (Gainesville) (NR/NR) PPV	L	20-26
11/30	Florida St. (Gainesville) (NR/2) ESPN (N)	L	7-37
G W L T PT OP			
12 4 8 0 226 253			

YEAR-BY-YEAR RECORDS

Year	W	L	T	SEC Record	SEC Rank	National Rank*	Coach	Captains
1906	5	3	0				James Forsythe	T.G. Hancock
1907	4	1	1				James Forsythe	Roy W. Corbett
1908	5	2	1				James Forsythe	Wm. W. (Gric) Gibbs
1909	6	1	1				G.E. Pyle	Ralph Rader
1910	6	1	0				G.E. Pyle	Dummy Taylor
1911	5	0	1				G.E. Pyle	N.S. Storter
1912	5	2	1				G.E. Pyle	Sam Buie
1913	4	3	0				G.E. Pyle	Louis Tenny
1914	5	2	0				Charles McCoy	John Sutton, Puss Hancock
1915	4	3	0				Charles McCoy	A.A. Lotspeich
1916	0	5	0				Charles McCoy	Rex Fariior
1917	2	4	0				Al Buser	Arthur Fuller, S.A.B. Wilkinson
1918	0	1	0				Al Buser	Gordon Clemons
1919	5	3	0				Al Buser	J. Sparkman
1920	6	3	0				William Kline	Paul Baker
1921	6	3	2				William Kline	Carl "Tootie" Perry
1922	7	2	0				William Kline	F.H. Duncan
1923	6	1	2				J.A. VanFleet	Robbie Robinson
1924	6	2	2				J.A. VanFleet	"Ark" Newton
1925	8	2	0				Tom Sebring	Edgar Jones
1926	2	6	2				Tom Sebring	Lamar Sarra
1927	7	3	0				Tom Sebring	Bill Middlekauf
1928	8	1	0				Charles Bachman	Ernest J. Bowyer
1929	8	2	0				Charles Bachman	Rainey Cawthon
1930	6	3	1				Charles Bachman	L.R. Bethea
1931	2	6	2				Charles Bachman	E.N. Parnell
1932	3	6	0				Charles Bachman	Joe Jenkins
1933	5	3	1	2-3	7*		D.K. Stanley	Sam Davis
1934	6	3	1	2-2-1	6		D.K. Stanley	Chuck Rogers
1935	3	7	0	1-6	10		D.K. Stanley	W.W. Chase, Jr.
1936	4	6	0	1-5	10		Josh Cody	Julian Lane
1937	4	7	0	3-4	8		Josh Cody	Walter Mayberry
1938	4	6	1	2-2-1	6		Josh Cody	Frank Koscis
1939	5	5	1	0-3-1	8		Josh Cody	Clark Goff
1940	5	5	0	2-3	8		Thomas J. Lieb	W.L. (Bud) Walton
1941	4	6	0	1-3	10		Thomas J. Lieb	Bill Robinson
1942	3	7	0	1-3	8		Thomas J. Lieb	Bill Corry, O'Neal Hill
1943	— No Team —							
1944	4	3	0	0-3	9		Thomas J. Lieb	Joe Graham
1945	4	5	1	1-3-1	8*		Thomas J. Lieb	Hugo Miller
1946	0	9	0	0-5	11		Raymond B. Wolf	William Raborn
1947	4	5	1	0-3-1	9		Raymond B. Wolf	Charlie Fields
1948	5	5	0	1-5	9*		Raymond B. Wolf	Fletcher Groves
1949	4	5	1	1-4-1	10*		Raymond B. Wolf	Jimmy Kynes
1950	5	5	0	2-4	8		Bob Woodruff	Angus Williams
1951	5	5	0	2-4	6*		Bob Woodruff	Jim French, Carroll McDonald
1952	8	3	0	3-3	6		Bob Woodruff	Bubba Ware, Charlie LaPradd
1953	3	5	2	1-3-2	6		Bob Woodruff	Jack O'Brien, Rick Casares, Sonny May
1954	5	5	0	5-2	3*		Bob Woodruff	Jerry Bilyk, Larry Scott
1955	4	6	0	3-5	8		Bob Woodruff	Steve DeLa Torre, Ray Brown
1956	6	3	1	5-2	3		Bob Woodruff	John Barrow
1957	6	2	1	4-2-1	3*	(17/NR/NR)	Bob Woodruff	Charlie Mitchell
1958	6	4	1	2-3-1	7*	(14/NR/15)	Bob Woodruff	Don Fleming
1959	5	4	1	2-4	7	(19/NR/NR)	Bob Woodruff	Dave Hudson
1960	9	2	0	5-1	2	(18/NR/16)	Ray Graves	Bill Hood
1961	4	5	1	3-3	5		Ray Graves	Jim Beaver
1962	7	4	0	4-2	5		Ray Graves	Lindy Infante, Bruce Culpepper
1963	6	3	1	3-3-1	7		Ray Graves	Jimmy Morgan
1964	7	3	0	4-2	2*		Ray Graves	Larry Dupree
1965	7	4	0	4-2	3	(NR/NR/12)	Ray Graves	Bruce Bennett, Larry Beckman
1966	9	2	0	5-1	2	(NR/NR/11)	Ray Graves	Bill Carr, Jerry Anderson
1967	6	4	0	4-2	3*		Ray Graves	Graham McKeel, Wayne McCall
1968	6	3	1	3-2-1	4*		Ray Graves	Bill Dorsey, Guy Dennis
1969	9	1	1	3-1-1	4	(14/NR/17)	Ray Graves	Mac Steen, Tom Abdelnour
1970	7	4	0	3-3	5		Doug Dickey	Donny Williams, Mike Kelley
1971	4	7	0	1-6	6*		Doug Dickey	Tommy Durrance, John Reaves, Harvin Clark
1972	5	5	1	3-3-1	6		Doug Dickey	Fred Abbott

Year	W	L	T	SEC Record	SEC Rank	National Rank*	Coach	Captains
1973	7	5	0	3-4	5*	(NR/NR/20)	Doug Dickey	Vince Kendrick, David Hitchcock
1974	8	4	0	3-3	3*	(15/NR/12)	Doug Dickey	Lee McGriff, Ralph Ortega
1975	9	3	0	5-1	2*		Doug Dickey	Jimmy DuBose, Sammy Green
1976	8	4	0	4-2	3		Doug Dickey	Jimmy Fisher, Darrell Carpenter, Alvin Cowans
1977	6	4	1	3-3	5		Doug Dickey	Scott Hutchinson, Wes Chandler, Charlie Williams
1978	4	7	0	3-3	4*		Doug Dickey	Don Swafford, Mike DuPree
1979	0	10	1	0-6	9*		Charley Pell	Bill Bennek, Nap Green, Chuck Hatch
1980	8	4	0	4-2	3*	(NR/NR/19)	Charley Pell	Rod Brooks, Cris Collinsworth, David Little
1981	7	5	0	3-3	3*		Charley Pell	Brian Clark, David Galloway, James Jones
1982	8	4	0	3-3	5*	(NR/25/NR)	Charley Pell	James Jones, Tom Wiegmann, Doug Drew
1983	9	2	1	4-2	3*	(6/9/6)	Charley Pell	Wayne Peace, Fred McCallister, Doug Drew
1984	9	1	1	5-0-1	1#	(3/3/7)	Charley Pell, Galen Hall**	Lomas Brown, Alonzo Johnson, Patrick Miller
1985	9	1	1	5-1	1*0%	(5/5/NR)	Galen Hall	Neal Anderson, Alonzo Johnson, Ray Criswell
1986	6	5	0	2-4	4*		Galen Hall	Ricky Nattiel, Scott Armstrong, Dwayne Ferguson
1987	6	6	0	3-3	5		Galen Hall	Kerwin Bell, Clifford Charlton, James Massey
1988	7	5	0	4-3	3*		Galen Hall	David Williams, Louis Oliver, Owen Bartruff
1989	7	5	0	4-3	2*		Galen Hall, Gary Darnell***	Cedric Smith, Pat Moore, Kerry Watkins
1990	9	2	0	6-1	1%	(12/13/NR)	Steve Spurrier	Chris Bromley, Glenn Neely, Ernie Mills, Huey Richardson, Godfrey Myles
1991	10	2	0	7-0	1	(7/8/7)	Steve Spurrier	Cal Dixon, Brad Culpepper, Tim Paulk
1992	9	4	0	6-2	2, 1E*	(10/11/11)	Steve Spurrier	Shane Matthews, Carlton Miles
1993	11	2	0	7-1	1^, 1E	(5/4/5)	Steve Spurrier	Errict Rhett, William Gaines, Ed Robinson, Harrison Houston
1994	10	2	1	7-1	1^, 1E	(7/7/7)	Steve Spurrier	Aubrey Hill, Terry Dean, Ellis Johnson, Henry McMillian, Larry Kennedy
1995	12	1	0	8-0	1^, 1E	(2/3/2)	Steve Spurrier	Chris Doering, Ben Hanks, Reggie Green, Mark Campbell, Jason Odom
1996	12	1	0	8-0	1^, 1E	(1/1)	Steve Spurrier	James Bates, Anthon Lott, Jeff Mitchell, Lawrence Wright, Danny Wuerffel
1997	10	2	0	6-2	3*, 2E*	(4/6)	Steve Spurrier	Willie Rodgers, Fred Taylor, Dwayne Thomas, Fred Weary, Elijah Williams
1998	10	2	0	7-1	2, 2E	(5/6)	Steve Spurrier	Terry Jackson, Zach Piller, Ed Chester, Mike Peterson
1999	9	4	0	7-1	2, 1E	(12/14)	Steve Spurrier	Cooper Carlisle, Doug Johnson, Travis Taylor, Keith Kelsey, Eugene McCaslin, Derrick Chambers
2000	10	3	0	7-1	1^, 1E	(10/11)	Steve Spurrier	Alex Brown, Derrick Chambers, Jesse Palmer, Gerard Warren, Alex Willis
2001	10	2	0	6-2	3, 2E	(3/3)	Steve Spurrier	Andra Davis, Marquand Manuel, Robert Gillespie, Rob Roberts
2002	8	5	0	6-2	2, 2E	(NR/24)	Ron Zook	Earnest Graham, Rex Grossman, Byron "Bam" Hardmon, Taylor Jacobs, Todd Johnson
2003	8	5	0	6-2	3*, 1E	(24/25)	Ron Zook	Daryl Dixon, Keiwan Ratliff, Max Starks, Ben Troupe
2004	7	5	0	4-4	5*, 3E	(NR/25)	Ron Zook, Charlie Strong****	Channing Crowder, Mike Degory, Ciatrick Fason, Travis Harris
2005	9	3	0	5-3	5*, 2E	(12/16)	Urban Meyer	Vernell Brown, Mike Degory, Jarvis Herring, Chris Leak, Jeremy Mincey
2006	13	1	0	7-1	1^, 1E	(1/1)	Urban Meyer	Dallas Baker, Jemalle Cornelius, Earl Everett, Billy Latsko, Chris Leak, Ray McDonald
2007	9	4	0	5-3	4*, 3E	(13/16)	Urban Meyer	Andre Caldwell, Derrick Harvey, Tony Joiner, Drew Miller, Phil Trautwein
2008	13	1	0	7-1	1^, 1E	(1/1)	Urban Meyer	Louis Murphy, James Smith, Brandon Spikes, Ryan Stamper, Tim Tebow, Phil Trautwein
2009	13	1	0	8-0	2, 1E	(3/3)	Urban Meyer	Brandon James, Joey Sorrentino, Brandon Spikes, Ryan Stamper, Tim Tebow
2010	8	5	0	4-4	7, 2E	(NR/NR)	Urban Meyer	Ahmad Black, Duke Lemmens, A.J. Jones, Lawrence Marsh, Mike Pouncey, Justin Trattou
2011	7	6	0	3-5	7, 3E	(NR/NR)	Will Muschamp	John Brantley, Chris Rainey, Jeff Demps, Will Green, Jaye Howard
2012	11	2	0	7-1	1*, 1E*	(9/10)	Will Muschamp	Jon Bostic, Matt Elam, Mike Gillislee, Jon Halapio, Omar Hunter
2013	4	8	0	3-5	10, 5E	(NR/NR)	Will Muschamp	Trey Burton, Dominique Easley, Jon Halapio, Jon Harrison, Solomon Patton

Starting in 1992, the SEC went to divisional play.

Rankings: (AP/USA Today/UPI)

— AP began rankings in 1936

— USA Today began rankings in 1982

— UPI ranked teams from 1950-95

**Charley Pell went 1-1-1, coaching the first three games. Galen Hall went 8-0, coaching the final eight games.

***Galen Hall went 4-1, coaching the first five games. Gary Darnell went 3-4, coaching the final seven games.

****Ron Zook went 7-4, coaching the first 11 games. Charlie Strong went 0-1, coaching the final game.

KEY:

E - Eastern Division

^ - Won SEC Championship Game

- Title Vacated

* - Tie

% - Ineligible for Championship

ALL-TIME COACHING RECORDS

Period	Coach	Seasons	W	L	T	Pct.	Period	Coach	Seasons	W	L	T	Pct.
1906-08	James Forsythe	3	14	6	2	0.682	1970-78	Doug Dickey	9	58	43	2	0.573
1909-13	G.E. Pyle	5	26	7	3	0.764	1979-84	Charley Pell	5+	33	26	3	0.556
1914-16	Charles McCoy	3	9	10	0	0.474	1984-89	Galen Hall	5+	40	18	1	0.686
1917-19	Al Buser	3	7	8	0	0.467	1989	Gary Darnell	1	3	4	0	0.429
1920-22	William Kline	3	19	8	2	0.690	1990-2001	Steve Spurrier	12	122	27	1	0.817
1923-24	J.A. VanFleet	2	12	3	4	0.737	2002-04	Ron Zook	3	23	14	0	0.622
1925-27	Tom Sebring	3	17	11	2	0.600	2004	Charlie Strong	1	0	1	0	0.000
1928-32	Charles Bachman	5	27	18	3	0.594	2005-10	Urban Meyer	6	65	15	0	0.813
1933-35	D.K. Stanley	3	14	13	2	0.517	2011-13	Will Muschamp	3	22	16	0	0.579
1936-39	Josh Cody	4	17	24	2	0.419	Totals	Totals	107	684	395	40	0.629
1940-45	Thomas J. Lieb	5	20	26	1	0.436							
1946-49	Raymond B. Wolf	4	13	24	2	0.359							
1950-59	Bob Woodruff	10	53	42	6	0.554							
1960-69	Ray Graves	10	70	31	4	0.686							

*No team in 1943

ALL-TIME VS. OPPONENTS

Team	Games	W	L	T	First Mtg	Last Mtg
Air Force	1	1	0	0	1968	
Akron	1	1	0	0	1990	
Alabama	37	14	23	0	1916	2011
American Legion	1	1	0	0	1922	
Appalachian State	1	1	0	0	2010	
Arkansas	10	9	1	0	1982	2013
Arkansas State	2	2	0	0	1958	1993
Army	3	1	2	0	1923	1978
Athens AC	1	1	0	0	1906	
Auburn	83	38	43	2	1912	2011
Ball St.	1	1	0	0	2000	
Baylor	1	1	0	0	1960	
Boston College	2	1	1	0	1938	1939
Bowling Green	1	1	0	0	2012	
Cal St. Fullerton	1	1	0	0	1987	
California	2	2	0	0	1974	1980
Camp Blanding (63rd Inf.)	1	1	0	0	1945	
Camp Johnson	1	0	1	0	1918	
Carlstrom Flyers	1	0	1	0	1921	
Central Florida (UCF)	2	2	0	0	1999	2006
Central Michigan	1	1	0	0	1997	
Charleston	1	1	0	0	1910	
Charleston Southern	1	1	0	0	2009	
Chicago	2	1	1	0	1926	1930
Cincinnati	2	2	0	0	1984	2009
The Citadel	14	14	0	0	1910	2008
Clemson	13	9	3	1	1911	1961
College of Charleston	2	2	0	0	1911	1912
Columbia AC	2	2	0	0	1907	1910
Columbia College	2	2	0	0	1908	1911
Davidson	1	0	1	0	1927	
Drake	1	1	0	0	1924	
Duke	5	3	2	0	1962	1975
Duquesne	1	1	0	0	1950	
East Carolina	1	1	0	0	1983	
Eastern Michigan	1	1	0	0	2004	
FIU	1	1	0	0	2009	
Florida A&M	1	1	0	0	2003	
Florida Atlantic	2	2	0	0	2007	2011
Florida Southern	14	13	1	0	1913	1930
Florida State	58	34	22	2	1958	2013
Furman	9	6	2	1	1922	2011
Gainesville AC	3	3	0	0	1906	1909
Gainesville Guards	1	1	0	0	1910	
George Washington	2	2	0	0	1955	1960
Georgia	91	40	49	2	1915	2013
Georgia A&M	2	2	0	0	1910	1919
Georgia Southern	3	2	1	0	1986	2013
Georgia Tech	38	9	23	6	1912	1981
Hampden-Sydney	2	1	0	1	1925	1926
Harvard	2	0	2	0	1922	1929
Hawaii	1	1	0	0	2008	
Houston	4	3	1	0	1969	1995
Howard College	2	2	0	0	1921	1922
Illinois	2	2	0	0	1967	1988
Indiana	1	0	1	0	1916	
Indiana State	2	2	0	0	1983	1988
Iowa	3	2	1	0	1983	2005
Jacksonville AC	4	4	0	0	1907	1908
Jacksonville Naval Air Station	2	1	1	0	1942	1944
Jacksonville State	1	1	0	0	2012	
Kansas State	2	2	0	0	1947	1973
Kent State	1	1	0	0	1986	
Kentucky	64	47	17	0	1917	2013
Kings College	1	1	0	0	1914	
Louisiana	1	1	0	0	2012	
Louisiana Tech	2	2	0	0	1989	2005
Louisiana Monroe	1	1	0	0	2001	
Louisville	3	2	1	0	1980	2012
Loyola	1	1	0	0	1951	
LSU	60	31	26	3	1937	2013
Marshall	1	1	0	0	2001	
Maryland	18	12	6	0	1927	2001
Maryville	1	1	0	0	1913	
Mayport Naval Air Station	1	1	0	0	1944	
Memphis State	2	1	1	0	1988	1989
Mercer	17	10	6	1	1906	1928
Miami (Fla.)	55	26	29	0	1938	2013

Team	Games	W	L	T	First Mtg	Last Mtg
Miami (Ohio)	2	1	1	0	1973	2010
Michigan	2	0	2	0	2002	2007
Michigan State	1	0	1	0	1999	
Middle Tennessee State	2	2	0	0	2000	2004
Mississippi	23	10	12	1	1926	2008
Mississippi State	54	33	19	2	1923	2010
Mississippi College	2	1	0	1	1921	1922
Missouri	3	1	2	0	1965	2013
Montana State	1	1	0	0	1988	
Nebraska	2	0	2	0	1974	1995
New Mexico	1	1	0	0	1989	
New Mexico State	1	1	0	0	1994	
Newberry	1	1	0	0	1920	
North Carolina	10	2	7	1	1921	1976
North Carolina State	14	9	4	1	1927	1992
North Texas State	1	0	1	0	1947	
Northeast Louisiana	2	2	0	0	1991	1995
Northwestern	2	2	0	0	1965	1966
Notre Dame	1	0	1	0	1991	
Oglethorpe	4	3	1	0	1919	1922
Ohio	1	1	0	0	2002	
Ohio State	2	2	0	0	2006	2011
Oklahoma	1	1	0	0	2008	
Oklahoma State	1	1	0	0	1990	
Olympics	2	2	0	0	1909	1909
Oregon	1	1	0	0	1929	
Penn State	3	3	0	0	1962	2010
Pittsburgh	1	0	0	1	1977	
Presbyterian	1	1	0	0	1945	
Randolph Macon	2	2	0	0	1941	1942
Rice	8	3	4	1	1953	1977
Richmond	2	2	0	0	1963	1970
Riverside AC	2	2	0	0	1906	1906
Rollins	16	13	2	1	1906	1948
Rutgers	2	1	0	1	1985	1986
San Jose State	2	2	0	0	1991	2003
Savannah AC	1	0	1	0	1906	
Sewanee	9	7	2	0	1914	1938
SMU	4	2	2	0	1964	1978
South Carolina	34	24	7	3	1911	2013
Southern Miss	5	5	0	0	1973	2006
Southwest Louisiana	4	4	0	0	1945	1996
Stetson	19	15	2	2	1908	1953
Syracuse	4	2	2	0	1931	1998
Tallahassee	1	1	0	0	1909	
Tampa	5	5	0	0	1938	1942
Tampa AC	1	1	0	0	1912	
Temple	3	1	2	0	1937	1987
Tennessee	43	24	19	0	1916	2013
Texas	3	0	2	1	1924	1940
Texas A&M	3	2	1	0	1962	2012
Troy	2	2	0	0	2007	2009
Toledo	1	1	0	0	2013	
Tulane	21	13	6	2	1915	1984
Tulsa	5	4	1	0	1948	1987
U.S. Amphibs Navy	1	0	1	0	1945	
U.S. Infantry	1	1	0	0	1921	
UAB	2	2	0	0	2002	2011
UCLA	5	2	3	0	1931	1987
USC	2	1	0	1	1982	1983
USF	1	1	0	0	2010	
Utah	1	1	0	0	1977	
Vanderbilt	47	35	10	2	1945	2013
Vedado Club	1	1	0	0	1912	
Villanova	4	0	4	0	1940	1946
Virginia	1	1	0	0	1959	
Virginia Tech	2	2	0	0	1934	1985
Virginia Military Institute	1	1	0	0	1929	
Wake Forest	4	4	0	0	1923	1957
Washington & Lee	6	5	0	1	1924	1929
Washington	1	0	1	0	1989	
West Texas State	1	1	0	0	1982	
West Virginia	2	1	1	0	1981	1993
Western Carolina	1	1	0	0	2006	
Western Kentucky	1	1	0	0	2007	
Western Michigan	1	1	0	0	1999	
Wofford	1	1	0	0	1914	
Wyoming	2	2	0	0	1951	2005

ALL-TIME VS. SEC & FSU

Rankings listed are Associated Press rankings; *SEC Championship; ^Bluebonnet Bowl; †Sugar Bowl; ‡Peach Bowl; §Gator Bowl; @Sun Bowl

ALABAMA

Alabama leads series 23-14

Year	W/L	UF	UA	Rank (UF/OPP)	Location
1916	L	0	16		Jacksonville
1921	W	9	2		Tuscaloosa
1923	W	16	6		Birmingham
1925	L	0	34		Montgomery
1926	L	0	49		Montgomery
1927	W	13	6		Montgomery
1930	L	0	20		Gainesville
1931	L	0	41		Birmingham
1948	L	28	34		Tuscaloosa
1949	L	13	35		Gainesville
1950	L	13	41	NR/17	Jacksonville
1951	W	30	21		Tuscaloosa
1963	W	10	6	NR/3	Tuscaloosa
1964	L	14	17	9/3	Tuscaloosa
1970	L	15	46	13/NR	Tuscaloosa
1971	L	0	38	NR/8	Gainesville
1972	L	7	24	NR/3	Tuscaloosa
1973	L	14	35	NR/3	Gainesville
1978	L	12	23	NR/7	Tuscaloosa
1979	L	0	40	NR/2	Gainesville
1986	L	7	21	13/4	Gainesville
1987	W	23	14	NR/11	Birmingham
1990	W	17	13	24/NR	Tuscaloosa
1991	W	35	0	6/17	Gainesville
1992	L	21	28	12/2	Birmingham*
1993	W	28	13	9/17	Birmingham*
1994	W	24	23	6/3	Atlanta*
1996	W	45	30	4/11	Atlanta*
1998	W	16	10	8/NR	Tuscaloosa
1999	L	7	34	5/7	Atlanta*
1999	L(OT)	39	40	3/21	Gainesville
2005	L	3	31	5/15	Tuscaloosa
2006	W	28	13	5/NR	Gainesville
2008	W	31	20	2/1	Atlanta*
2009	L	13	32	1/2	Atlanta*
2010	L	3	31	7/1	Tuscaloosa
2011	L	10	38	12/3	Gainesville

ARKANSAS

Florida leads series 9-7

Year	W/L	UF	UA	Rank (UF/UA)	Location
1982	L	24	28	NR/14	Houston^
1995	W	34	3	2/24	Atlanta*
1996	W	42	7	1/NR	Fayetteville
1997	W	56	7	1/NR	Gainesville
2003	W	33	28	NR/11	Fayetteville
2004	W	45	30	16/NR	Gainesville
2006	W	38	28	4/8	Atlanta*
2008	W	38	7	12/NR	Fayetteville
2009	W	23	20	1/NR	Gainesville
2013	W	30	10	18/NR	Gainesville

AUBURN

Auburn leads series 38-43-2

Year	W/L	UF	AU	Rank (UF/AU)	Location
1912	L	13	27		Auburn
1913	L	0	55		Auburn
1914	L	0	20		Jacksonville
1915	L	0	7		Auburn
1916	L	0	20		Jacksonville
1917	L	0	68		Auburn
1927	W	33	6		Auburn
1928	W	27	0		Gainesville
1929	W	19	0		Montgomery
1930	W	7	0		Jacksonville
1931	W	13	12		Jacksonville

1932	L	6	21		Montgomery
1933	W	14	7		Gainesville
1934	W	14	7		Montgomery
1935	L	6	27		Miami
1936	L	0	13		Montgomery
1937	L	0	14		Jacksonville
1938	W	9	7		Jacksonville
1939	T	7	7		Auburn
1940	L	7	20		Columbus
1942	W	6	0		Gainesville
1945	L	0	19		Auburn
1946	L	12	47		Gainesville
1947	L	14	20		Montgomery
1948	W	16	9		Tampa
1949	T	14	14		Mobile
1950	W	27	7		Gainesville
1951	L	13	14		Auburn
1952	W	31	21	17/NR	Gainesville
1953	L	7	16		Auburn
1954	W	19	13	20/NR	Gainesville
1955	L	0	13		Auburn
1956	W	20	0		Gainesville
1957	L	0	13	19/4	Auburn
1958	L	5	6	NR/4	Gainesville
1959	L	0	6	NR/8	Auburn
1960	L	7	10	NR/14	Gainesville
1961	L	15	32		Auburn
1962	W	22	3	NR/10	Gainesville
1963	L	0	19	NR/5	Auburn
1964	W	14	0	10/NR	Gainesville
1965	L	17	28	7/NR	Auburn
1966	W	30	27	7/NR	Gainesville
1967	L	21	26		Auburn
1968	L	13	24	20/NR	Gainesville
1969	L	12	38	7/17	Auburn
1970	L	14	63	NR/12	Gainesville
1971	L	7	40	NR/5	Auburn
1972	L	20	26	NR/11	Gainesville
1973	W	12	8	NR/19	Auburn
1974	W	25	14	11/5	Gainesville
1975	W	31	14	11/NR	Auburn
1976	W	24	19	12/NR	Gainesville
1977	L	14	29	18/NR	Auburn
1978	W	31	7		Gainesville
1979	L	13	19	NR/20	Auburn
1980	W	21	10		Gainesville
1981	L	12	14		Auburn
1982	W	19	17	NR/19	Gainesville
1983	L	21	28	5/4	Auburn
1984	W	24	3	13/11	Gainesville
1985	W	14	10	2/6	Auburn
1986	W	18	17	NR/5	Gainesville
1987	L	6	29	10/6	Auburn
1988	L	0	16	NR/9	Gainesville
1989	L	7	10	19/12	Auburn
1990	W	48	7	15/4	Gainesville
1991	W	31	10	6/NR	Auburn
1992	W	24	9	23/NR	Gainesville
1993	L	35	38	4/19	Auburn
1994	L	33	36	1/6	Gainesville
1995	W	49	38	3/7	Auburn
1996	W	51	10	1/16	Gainesville
1997	W	24	10	7/6	Auburn
1998	W	24	3	5/NR	Gainesville
1999	W	32	14	7/NR	Auburn
2000	W	28	6	7/18	Atlanta*
2000	W	38	7	10/19	Gainesville
2001	L	20	23	1/NR	Auburn
2002	W(OT)	30	23	NR/NR	Gainesville

2006	L	17	27	2/11	Auburn
2007	L	17	20	4/NR	Gainesville
2011	L	6	17	RV/24	Auburn

FLORIDA STATE

Florida leads series 34-22-2

Year	W/L	UF	FSU	Rank (UF/FSU)	Location
1958	W	21	7	12/NR	Gainesville
1959	W	18	8		Gainesville
1960	W	3	0		Gainesville
1961	T	3	3		Gainesville
1962	W	20	7		Gainesville
1963	W	7	0		Gainesville
1964	L	7	16		Tallahassee
1965	W	30	17		Gainesville
1966	W	22	19	10/NR	Tallahassee
1967	L	16	21		Gainesville
1968	W	9	3	5/NR	Tallahassee
1969	W	21	6	12/NR	Gainesville
1970	W	38	27		Tallahassee
1971	W	17	15	NR/19	Gainesville
1972	W	42	13	NR/13	Tallahassee
1973	W	49	0		Gainesville
1974	W	24	14	14/NR	Tallahassee
1975	W	34	8	14/NR	Gainesville
1976	W	33	26	12/NR	Tallahassee
1977	L	9	37	NR/19	Gainesville
1978	L	21	38		Tallahassee
1979	L	16	27	NR/5	Gainesville
1980	L	13	17	NR/3	Tallahassee
1981	W	35	3		Gainesville
1982	W	13	10	NR/15	Tallahassee
1983	W	53	14	12/NR	Gainesville
1984	W	27	17	3/12	Tallahassee
1985	W	38	14	6/12	Gainesville
1986	W	17	13		Tallahassee
1987	L	14	28	NR/3	Gainesville
1988	L	17	52	NR/5	Tallahassee
1989	L	17	24	NR/6	Gainesville
1990	L	30	45	6/8	Tallahassee
1991	W	14	9	5/3	Gainesville
1992	L	24	45	6/3	Tallahassee
1993	L	21	33	7/1	Gainesville
1994	L	17	23	5/7	New Orleans§
1994	T	31	31	4/7	Tallahassee
1995	W	35	24	3/6	Gainesville
1996	L	21	24	1/2	Tallahassee
1996	W	52	20	3/1	New Orleans§
1997	W	32	29	10/2	Gainesville
1998	L	12	23	4/5	Tallahassee
1999	L	23	30	3/1	Gainesville
2000	L	7	30	4/3	Tallahassee
2001	W	37	13	4/20	Gainesville
2002	L	14	31	15/23	Tallahassee
2003	L	34	38	11/9	Gainesville
2004	W	20	13	NR/10	Tallahassee
2005	W	34	7	19/23	Gainesville
2006	W	21	14	4/NR	Tallahassee
2007	W	45	12	12/NR	Gainesville
2008	W	45	15	2/23	Tallahassee
2009	W	37	10	1/NR	Gainesville
2010	L	7	31	NR/22	Tallahassee
2011	L	7	21		Gainesville
2012	W	37	26	6/10	Tallahassee
2013	L	7	37	NR/2	Gainesville

GEORGIA

Georgia leads series 49-40-2

Year	W/L	UF	UGA	Rank (UF/UGA)	Location
1915	L	0	39		Jacksonville
1916	L	0	21		Athens
1919	L	0	16		Tampa
1920	L	0	56		Athens
1926	L	9	32		Athens
1927	L	0	28		Jacksonville
1928	W	26	6		Savannah
1929	W	18	6		Jacksonville
1930	T	0	0		Savannah
1931	L	6	33		Gainesville
1932	L	12	33		Athens
1933	L	0	14		Jacksonville
1934	L	0	14		Jacksonville
1935	L	0	7		Jacksonville
1936	L	8	26		Jacksonville
1937	W	6	0		Jacksonville
1938	L	6	19		Jacksonville
1939	L	2	6		Jacksonville
1940	W	18	13		Jacksonville
1941	L	3	19		Jacksonville
1942	L	0	75	NR/1	Jacksonville
1944	L	12	38		Jacksonville
1945	L	0	34		Jacksonville
1946	L	14	33	NR/5	Jacksonville
1947	L	6	34		Jacksonville
1948	L	12	20	NR/13	Jacksonville
1949	W	28	7		Jacksonville
1950	L	0	6		Jacksonville
1951	L	6	7		Jacksonville
1952	W	30	0	20/NR	Jacksonville
1953	W	21	7		Jacksonville
1954	L	13	14		Jacksonville
1955	W	19	13		Jacksonville
1956	W	28	0	13/NR	Jacksonville
1957	W	22	0		Jacksonville
1958	W	7	6	19/NR	Jacksonville
1959	L	10	21	NR/11	Jacksonville
1960	W	22	14		Jacksonville
1961	W	21	14		Jacksonville
1962	W	23	15		Jacksonville
1963	W	21	14		Jacksonville
1964	L	7	14	9/NR	Jacksonville
1965	W	14	10		Jacksonville
1966	L	10	27	7/NR	Jacksonville
1967	W	17	16		Jacksonville
1968	L	0	51	NR/9	Jacksonville
1969	T	13	13	13/16	Jacksonville
1970	W	24	17		Jacksonville
1971	L	7	49	NR/7	Jacksonville
1972	L	7	10		Jacksonville
1973	W				

1989	L	10	17	20/NR	Jacksonville
1990	W	38	7	10/NR	Jacksonville
1991	W	45	13	6/23	Jacksonville
1992	W	26	24	20/7	Jacksonville
1993	W	33	26	10/NR	Jacksonville
1994	W	52	14	5/NR	Gainesville
1995	W	52	17	3/NR	Athens
1996	W	47	7	1/NR	Jacksonville
1997	L	17	37	6/14	Jacksonville
1998	W	38	7	5/11	Jacksonville
1999	W	30	14	5/10	Jacksonville
2000	W	34	23	8/13	Jacksonville
2001	W	24	10	6/15	Jacksonville
2002	W	20	13	NR/5	Jacksonville
2003	W	16	13	23/4	Jacksonville
2004	L	24	31	NR/7	Jacksonville
2005	W	14	10	16/4	Jacksonville
2006	W	21	14	9/25	Jacksonville
2007	L	30	42	9/20	Jacksonville
2008	W	49	10	5/8	Jacksonville
2009	W	41	17	1/NR	Jacksonville
2010	W (OT)	34	31	NR/NR	Jacksonville
2011	L	20	24	NR/22	Jacksonville
2012	L	9	17	6/12	Jacksonville
2013	L	20	23		Jacksonville

KENTUCKY

Florida leads series 47-17

Year	W/L	UF	UK	Rank (UF/UK)	Location
1917	L	0	52		Lexington
1926	L	13	18		Jacksonville
1927	W	27	6		Jacksonville
1931	L	2	7		Jacksonville
1935	L	6	15		Lexington
1936	L	0	7		Lexington
1937	W	6	0		Gainesville
1948	L	15	34		Lexington
1949	L	0	35	NR/14	Tampa
1950	L	6	40	17/5	Lexington
1951	L	6	14	NR/17	Gainesville
1952	W	27	0	17/NR	Gainesville
1953	L	13	26		Lexington
1954	W	21	7		Gainesville
1955	L	7	10		Lexington
1956	L	8	17		Gainesville
1957	W	14	7		Lexington
1967	W	28	12		Gainesville
1968	W	16	14		Lexington
1969	W	31	6		Gainesville
1970	W	24	13		Tampa
1971	W	35	24		Gainesville
1972	W	40	0		Gainesville
1973	W	20	18		Gainesville
1974	L	24	41	9/NR	Lexington
1975	W	48	7	14/NR	Gainesville
1976	L	9	28	15/NR	Lexington
1977	L	7	14	NR/7	Gainesville
1978	W	18	16		Lexington
1979	L	3	31		Gainesville
1980	W	17	15	20/NR	Lexington
1981	W	33	12		Gainesville
1982	W	39	13		Lexington
1983	W	24	7	14/NR	Gainesville
1984	W	25	17	5/NR	Lexington
1985	W	15	13	11/NR	Gainesville
1986	L	3	10		Lexington
1987	W	27	14		Gainesville
1988	W	24	19		Lexington
1989	W	38	28		Gainesville

1990	W	47	15	6/NR	Lexington
1991	W	35	26	5/NR	Gainesville
1992	W	35	19	4/NR	Gainesville
1993	W	24	20	7/NR	Lexington
1994	W	73	7	2/NR	Gainesville
1995	W	42	7	5/NR	Lexington
1996	W	65	0	1/NR	Gainesville
1997	W	55	28	1/NR	Lexington
1998	W	51	35	8/25	Gainesville
1999	W	38	10	3/NR	Lexington
2000	W	59	31	3/NR	Gainesville
2001	W	44	10	2/NR	Lexington
2002	W	41	34	7/NR	Gainesville
2003	W	24	21	25/NR	Lexington
2004	W	20	3	16/NR	Gainesville
2005	W	49	28	5/NR	Lexington
2006	W	26	7	5/NR	Gainesville
2007	W	45	37	14/8	Lexington
2008	W	63	5	5/NR	Gainesville
2009	W	41	7	1/NR	Lexington
2010	W	48	14	9/NR	Gainesville
2011	W	48	10	15/NR	Lexington
2012	W	38	0	14/NR	Gainesville
2013	W	24	7	20/NR	Lexington

LSU

Florida leads series 31-26-3

Year	W/L	UF	LSU	Rank (UF/LSU)	Location
1937	L	0	19		Baton Rouge
1941	L	7	10		Baton Rouge
1953	T	21	21	NR/14	Gainesville
1954	L	7	20	18/NR	Baton Rouge
1955	W	18	14		Gainesville
1956	W	21	6		Baton Rouge
1957	W	22	14	NR/10	Gainesville
1958	L	7	10	NR/3	Baton Rouge
1959	L	0	9	NR/1	Gainesville
1960	W	13	10		Baton Rouge
1961	L	0	23	NR/7	Gainesville
1962	L	0	23	NR/6	Baton Rouge
1963	L	0	14		Gainesville
1964	W	20	6		Baton Rouge
1965	W	14	7	NR/5	Gainesville
1966	W	28	7	8/NR	Baton Rouge
1967	L	6	37		Gainesville
1971	L	7	48	NR/16	Baton Rouge
1972	T	3	3	NR/8	Gainesville
1973	L	3	24	NR/10	Baton Rouge
1974	W	24	14	13/NR	Gainesville
1975	W	34	6	20/NR	Baton Rouge
1976	W	28	23	19/11	Gainesville
1977	L	14	36	9/NR	Baton Rouge
1978	L	21	34	NR/11	Gainesville
1979	L	3	20	NR/17	Baton Rouge
1980	L	7	24	19/NR	Gainesville
1981	W	24	10		Baton Rouge
1982	L	13	24	4/NR	Gainesville
1983	W	31	17	12/16	Baton Rouge
1984	T	21	21		Gainesville
1985	W	20	0	11/8	Baton Rouge
1986	L	17	28	NR/18	Gainesville
1987	L	10	13	19/7	Baton Rouge
1988	W	19	6	17/14	Gainesville
1989	W	16	13		Baton Rouge
1990	W	34	8	10/NR	Gainesville
1991	W	16	0	13/NR	Baton Rouge
1992	W	28	21	23/NR	Gainesville
1993	W	58	3	5/NR	Baton Rouge
1994	W	42	18	1/NR	Gainesville

1995	W	28	10	3/21	Baton Rouge
1996	W	56	13	1/12	Gainesville
1997	L	21	28	1/14	Baton Rouge
1998	W	22	10	6/11	Gainesville
1999	W	31	10	8/NR	Baton Rouge
2000	W	41	9	12/NR	Gainesville
2001	W	44	15	2/18	Baton Rouge
2002	L	7	36	16/18	Gainesville
2003	W	19	7	NR/6	Baton Rouge
2004	L	21	24	12/24	Gainesville
2005	L	17	21	11/10	Baton Rouge
2006	W	23	10	5/9	Gainesville
2007	L	24	28	9/1	Baton Rouge
2008	W	51	21	11/4	Gainesville
2009	W	13	3	1/4	Baton Rouge
2010	L	29	33	14/12	Gainesville
2011	L	11	41	17/1	Baton Rouge
2012	W	14	6	10/4	Gainesville
2013	L	6	17	17/10	Baton Rouge

OLE MISS

Ole Miss leads series 12-10-1

Year	W/L	UF	OM	Rank (UF/OM)	Location
1926	L	7	12		Gainesville
1934	T	13	13		Gainesville
1935	L	6	27		Oxford
1944	L	6	26		Jacksonville
1945	W	26	13		Jacksonville
1946	L	7	13		Jacksonville
1947	L	6	14		Jacksonville
1948	L	0	14		Gainesville
1958	L	3	7	14/11	Jacksonville#
1964	W	30	14		Gainesville
1965	W	17	0	10/NR	Oxford
1972	W	16	0		Oxford
1973	L	10	13		Gainesville
1980	W	15	3		Oxford
1981	W	49	3		Gainesville
1988	W	27	15		Jackson
1989	L	19	24		Gainesville
1994	W	38	14	1/NR	Oxford
1995	W	28	10	3/NR	Gainesville
2002	L	14	17	6/NR	Oxford
2003	L	17	20	24/NR	Gainesville
2007	W	30	24	3/NR	Oxford
2008	L	30	31	4/NR	Gainesville

MISSISSIPPI STATE

Florida leads series 33-19-2

Year	W/L	UF	MS	Rank (UF/MS)	Location
1923	T	13	13		Jacksonville
1924	W	27	0		Montgomery
1925	W	12	0		Tampa
1936	L	0	7		Gainesville
1937	L	13	14		Starkville
1938	L	0	22		Starkville
1939	L	0	14		Gainesville
1940	L	7	27		Gainesville
1941	L	0	6		Starkville
1942	L	12	26	NR/16	Gainesville
1954	W	7	0		Gainesville
1955	W	20	14		Gainesville
1956	W	26	0		Starkville
1957	L	20	29		Gainesville
1958	L	7	14	18/11	Gainesville
1959	W	14	13	19/NR	Gainesville
1962	W	19	9		Jackson
1963	T	9	9		Gainesville
1964	W	16	13		Jackson

1965	L	13	18	8/NR	Gainesville
1966	W	28	7		Gainesville
1967	W	24	7		Jackson
1968	W	31	14	4/NR	Gainesville
1969	W	47	35	12/NR	Jackson
1970	W	34	13	14/NR	Gainesville
1971	L	10	13		Jackson
1972	W	28	13		Gainesville
1973	L	12	33	16/NR	Jackson
1974	W	29	13		Gainesville
1975	W	27	10	19/NR	Jackson
1976	W	34	30		Gainesville
1977	W	24	22	13/12	Jackson
1978	W	34	0		Gainesville
1979	L	10	24		Jackson
1980	W	21	15		Gainesville
1981	L	7	28	NR/12	Jackson
1982	W	27	17	5/NR	Gainesville
1983	W	35	12	15/NR	Starkville
1984	W	27	12		Gainesville
1985	W	36	22	11/NR	Starkville
1986	L	10	16		Starkville
1987	W	38	3		Gainesville
1988	W	17	0	20/NR	Gainesville
1989	W	21	0		Tampa
1990	W	34	21	17/NR	Gainesville
1991	W	29	7	14/21	Orlando
1992	L	6	30	13/24	Starkville
1993	W	38	24	5/NR	Gainesville
2000	L	35	47	3/NR	Starkville
2001	W	52	0	2/21	Gainesville
2004	L	31	38	19/NR	Starkville
2005	W	35	9	13/NR	Gainesville
2009	W	29	19	2/NR	Starkville
2010	L	7	10	22/NR	Gainesville

MISSOURI

Missouri leads series 2-1

Year	W/L	UF	UM	Rank (UF/UM)	Location
1965	L	18	20	NR/6	New Orleans\$
2012	W	14	7	8/NR	Gainesville
2013	L	17	36	22/14	Columbia

SOUTH CAROLINA

Florida leads series 24-7-3

Year	W/L	UF	SC	Rank (UF/SC)	Location
1911	T	6	6		Columbia
1912	W	10	6		Gainesville
1913	L	0	13		Columbia
1917	W	21	13		Gainesville
1919					

SOUTH CAROLINA *(Continued)*

Year	W/L	UF	SC	Rank (UF/SC)	Location
2003	W	24	22	15/NR	Columbia
2004	W	48	14		Gainesville
2005	L	22	30	12/NR	Columbia
2006	W	17	16	6/NR	Gainesville
2007	W	51	31	17/NR	Columbia
2008	W	56	6	3/24	Gainesville
2009	W	24	14	1/NR	Columbia
2010	L	14	36	24/22	Gainesville
2011	L	12	17	NR/15	Columbia
2012	W	44	11	3/9	Gainesville
2013	L	14	19	NR/11	Columbia

TENNESSEE

Florida leads series 24-19

Year	W/L	UF	UT	Rank (UF/UT)	Location
1916	L	0	24		Tampa
1921	L	0	9		Knoxville
1928	L	12	13		Knoxville
1930	L	6	13		Jacksonville
1932	L	13	32		Jacksonville
1933	L	6	13		Knoxville
1940	L	0	14	NR/5	Knoxville
1944	L	0	40	NR/15	Knoxville
1952	L	12	26	18/7	Knoxville
1953	L	7	9	NR/18	Gainesville
1954	W	14	0		Knoxville
1955	L	0	20		Gainesville
1969	W	14	13	15/11	Jacksonville#
1970	L	7	38	NR/11	Knoxville
1971	L	13	20	NR/12	Gainesville
1976	W	20	18	11/NR	Knoxville
1977	W	27	17	19/NR	Gainesville
1984	W	43	30	18/NR	Knoxville
1985	W	17	10	7/14	Gainesville
1990	L	3	45	9/5	Knoxville
1991	W	35	18	10/4	Gainesville
1992	L	14	31	4/14	Knoxville
1993	W	41	34	9/5	Gainesville
1994	W	31	0	1/15	Knoxville
1995	W	62	37	4/8	Gainesville
1996	W	35	29	4/2	Knoxville
1997	W	33	20	3/4	Gainesville

1998	L (OT)	17	20	2/6	Knoxville
1999	W	23	21	4/2	Gainesville
2000	W	27	23	6/11	Knoxville
2001	L	32	34	2/5	Gainesville
2002	W	30	13	10/4	Knoxville
2003	L	10	24	17/12	Gainesville
2004	L	28	30	11/13	Knoxville
2005	W	16	7	6/5	Gainesville
2006	W	21	20	7/13	Knoxville
2007	W	59	20	5/22	Gainesville
2008	W	30	6	4/NR	Knoxville
2009	W	23	13	1/NR	Gainesville
2010	W	31	17	10/NR	Knoxville
2011	W	33	23	16/RV	Gainesville
2012	W	37	20	18/23	Knoxville
2013	W	31	17	19/NR	Gainesville

TEXAS A&M

Florida leads series 2-1

Year	W/L	UF	TAMU	Rank (UF/TAMU)	Location
1962	W	42	6		Gainesville
1976	L	14	37	NR/10	El Paso@
2012	W	20	17	24/RV	College Station

VANDERBILT

Florida leads series 35-10-2

Year	W/L	UF	VU	Rank (UF/VU)	Location
1945	L	0	7		Gainesville
1946	L	0	20		Nashville
1949	L	17	22		Jacksonville
1950	W	31	27	NR/13	Nashville
1951	W	33	13		Gainesville
1952	L	13	20		Nashville
1955	L	6	21		Nashville
1956	W	21	7		Nashville
1957	W	14	7		Gainesville
1958	T	6	6	18/NR	Gainesville
1959	L	6	13	19/NR	Nashville
1960	W	12	0		Gainesville
1961	W	7	0		Nashville
1962	W	42	7		Gainesville
1963	W	21	0		Nashville
1966	W	13	0		Nashville
1967	W	27	22		Gainesville

1968	T	14	14	15/NR	Nashville
1969	W	41	20	10/NR	Gainesville
1974	L	10	24	8/NR	Nashville
1975	W	35	0	18/NR	Gainesville
1982	L	29	31	14/NR	Nashville
1983	W	29	10	9/NR	Gainesville
1988	L	9	24	20/NR	Nashville
1989	W	34	11	25/NR	Gainesville
1992	W	41	21	9/NR	Nashville
1993	W	52	0	8/NR	Gainesville
1994	W	24	7	3/NR	Nashville
1995	W	38	7	3/NR	Gainesville
1996	W	28	21	1/NR	Nashville
1997	W	20	7	13/NR	Gainesville
1998	W	45	13	5/NR	Nashville
1999	W	13	6	5/NR	Gainesville
2000	W	43	20	6/NR	Nashville
2001	W	71	13	4/NR	Gainesville
2002	W	21	17	23/NR	Nashville
2003	W	35	17	17/NR	Gainesville
2004	W	34	17		Nashville
2005	W (20T)	49	42	13/NR	Gainesville
2006	W	25	19	7/NR	Nashville
2007	W	49	22	18/NR	Gainesville
2008	W	42	14	4/NR	Nashville
2009	W	27	3	1/NR	Gainesville
2010	W	55	14		Nashville
2011	W	26	21		Gainesville
2012	W	31	17	4/NR	Nashville
2013	L	17	34		Gainesville

UF ON COLLEGE GAMEDAY

11/25/95	Gainesville, Fla.	Florida (3) vs. Florida State (6)	W	35-24
1/2/96	Tempe, Ariz.	Florida (2) vs. Nebraska (1) (Fiesta Bowl)	L	62-24
9/21/96	Knoxville, Tenn.	Florida (4) at Tennessee (2)	W	35-29
11/30/96	Tallahassee, Fla.	Florida (1) at Florida State (2)	L	24-21
1/2/97	New Orleans, La.	Florida (3) vs. Florida State (1) (Sugar Bowl)	W	52-20
9/20/97	Gainesville, Fla.	Florida (3) vs. Tennessee (4)	W	33-20
10/11/97	Baton Rouge, La.	Florida (1) at LSU (14)	L	28-21
10/18/97	Auburn, Ala.	Florida (7) at Auburn (6)	W	24-10
11/22/97	Gainesville, Fla.	Florida (10) vs. Florida State (2)	W	32-29
9/18/99	Gainesville, Fla.	Florida (4) vs. Tennessee (2)	W	23-21
10/30/99	Jacksonville, Fla.	Florida (5) vs. Georgia (10)	W	30-14
11/20/99	Gainesville, Fla.	Florida (3) vs. Florida State (1)	L	30-23
9/16/00	Knoxville, Tenn.	Florida (6) at Tennessee (11)	W	27-23
11/18/00	Tallahassee, Fla.	Florida (4) at Florida State (3)	L	30-7
11/10/01	Columbia, S.C.	Florida (4) at South Carolina (14)	W	54-17
12/1/01	Gainesville, Fla.	Florida (2) vs. Tennessee (5)	L	34-32
9/7/02	Gainesville, Fla.	Florida (6) vs. Miami (1)	L	41-16
9/21/02	Knoxville, Tenn.	Florida (10) at Tennessee (4)	W	30-13
11/2/02	Jacksonville, Fla.	Florida (NR) vs. Georgia (5)	W	20-13
11/29/03	Gainesville, Fla.	Florida (11) vs. Florida State (9)	L	38-34
10/29/05	Jacksonville, Fla.	Florida (16) vs. Georgia (4)	W	14-10
10/7/06	Gainesville, Fla.	Florida (5) vs. LSU (9)	W	23-10
10/14/06	Auburn, Ala.	Florida (2) at Auburn (11)	L	27-17
1/8/07	Glendale, Ariz.	Florida (2) vs. Ohio State (1) (BCS CG)	W	41-14

10/6/07	Baton Rouge, La.	Florida (9) at LSU (1)	L	28-24
10/20/07	Lexington, Ky.	Florida (14) at Kentucky (8)	W	45-37
9/6/08	Gainesville, Fla.	Florida (5) vs. Miami (NR)	W	26-3
12/6/08	Atlanta, Ga.	Florida (2) vs. Alabama (1) (SEC CG)	W	31-20
1/8/09	Miami Gardens, Fla.	Florida (1) vs. Oklahoma (2) (BCS CG)	W	24-14
10/10/09	Baton Rouge, La.	Florida (1) at LSU (4)	W	13-3
11/28/09	Gainesville, Fla.	Florida (1) vs. Florida State (NR)	W	37-10
12/5/09	Atlanta, Ga.	Florida (1) vs. Alabama (2) (SEC CG)	L	32-13
9/8/12	College Station, Texas	Florida (24) at Texas A&M (NR)	W	20-17
9/15/12	Knoxville, Tenn.	Florida (18) at Tennessee (23)	W	37-20
10/20/12	Gainesville, Fla.	Florida (3) vs. South Carolina (9)	W	44-11

Appearances: 35*

Overall Record: 24-11

**On 4/12/08, UF became the first school to have College GameDay on site for its spring game.*

Times Hosted: 12

Home Record: 8-4

at Florida State: 3-2

LSU: 1-0

Miami: 1-1

South Carolina: 1-0

Tennessee: 2-1

Road Appearances: 14

Road Record: 9-5

at Auburn: 1-1

at Florida State: 0-2

at Kentucky: 1-0

at LSU: 1-2

at South Carolina: 1-0

at Tennessee: 4-0

at Texas A&M: 1-0

Neutral Site Appearances: 9

Neutral Record: 7-2

BCS National Championship: 2-0

Florida-Georgia: 3-0

Fiesta Bowl: 0-1

SEC Championship: 1-1

Sugar Bowl: 1-0

FLORIDA FIELD RECORDS

OFFENSIVE TEAM RECORDS

Rushing Yards:

531 vs. Utah, 1977
 466 vs. New Mexico, 1989
 454 vs. Vanderbilt, 1975
 415 vs. Houston, 1976
 404 vs. Duke, 1975
 394 vs. The Citadel, 2008
 394 vs. West Texas, 1982
 393 vs. Cincinnati, 1984
 391 vs. Duke, 1974
 390 vs. Furman, 1950
 370 vs. Rice, 1976
 370 vs. Tennessee, 1977
 369 vs. Charleston Southern, 2009
 364 vs. Florida State, 1973
 362 vs. Vanderbilt, 1989
 356 vs. Florida State, 1975
 348 vs. Mississippi State, 1987

Passing Yards:

512 vs. SW Louisiana, 1993
 506 vs. Northern Illinois, 1995
 471 vs. Northern Illinois, 1991
 463 vs. Southern Miss., 1994
 452 vs. Kentucky, 1998
 449 vs. Mississippi State, 1993
 443 vs. Florida State, 1995
 433 vs. UCF, 2006
 420 vs. South Carolina, 1994
 414 vs. South Carolina, 1998
 409 vs. Houston, 1969
 407 vs. The Citadel, 1998
 403 vs. Vanderbilt, 1995
 399 vs. New Mexico State, 1994
 394 vs. Georgia Southern, 1996
 394 vs. Oklahoma State, 1990

Total Offense:

774 vs. West Texas State, 1982
 708 vs. Central Michigan, 1997
 705 vs. The Citadel, 2008
 695 vs. Northern Illinois, 1995
 663 vs. Troy, 2009
 658 vs. Georgia Southern, 1996
 642 vs. SW Louisiana, 1993
 637 vs. UCF, 2006
 635 vs. LSU, 1996
 629 vs. Western Michigan, 1999
 625 vs. Auburn, 1996
 624 vs. Charleston Southern, 2009
 619 vs. Mississippi State, 1993
 618 vs. New Mexico State, 1994
 615 vs. Houston, 1976
 604 vs. Northern Illinois, 1991
 595 vs. Akron, 1990
 594 vs. The Citadel, 1998

OFFENSIVE INDIVIDUAL RECORDS

Rushing Yards:

316 – Emmitt Smith vs. New Mexico, 1989
 210 – Ciatrick Fason vs. Kentucky, 2004
 204 – Jimmy DuBose vs. Florida State, 1975
 202 – Emmitt Smith vs. Vanderbilt, 1989
 199 – Chuck Hunsinger vs. Furman, 1949
 193 – Errict Rhett vs. Kentucky, 1992
 180 – Jimmy DuBose vs. Vanderbilt, 1975
 179 – John L. Williams vs. West Texas State, 1982
 177 – Bobby Forbes vs. Jacksonville NAS, 1944
 175 – Emmitt Smith vs. Temple, 1987
 173 – Emmitt Smith vs. Mississippi State, 1987
 170 – Errict Rhett vs. Alabama, 1991
 167 – Percy Harvin vs. South Carolina, 2008
 165 – Neal Anderson vs. Indiana State, 1983
 164 – Emmitt Smith vs. Mississippi State, 1988
 162 – Fred Taylor vs. Florida State, 1997
 160 – Neal Anderson vs. Tennessee, 1985

Longest Rushing Plays:

96 – Emmitt Smith vs. Mississippi State, 1988
 91 – Willie Wilder vs. Mississippi State, 1976
 86 – John L. Williams vs. West Texas State, 1982
 84 – Bobby Lance vs. Auburn, 1954
 90 – Percy Harvin vs. South Carolina, 2008
 80 – Jimmy DuBose vs. Vanderbilt, 1975
 76 – Chris Rainey vs. Charleston Southern, 2009
 75 – Bob Hoover vs. Texas A&M, 1962
 75 – Lorenzo Hampton vs. West Texas State, 1982

Passing Yards:

458 – Eric Kresser vs. Northern Illinois, 1995
 449 – Danny Wuerffel vs. Mississippi State, 1993
 448 – Terry Dean vs. SW Louisiana, 1993
 443 – Danny Wuerffel vs. Florida State, 1995
 381 – Danny Wuerffel vs. Tennessee, 1995
 362 – Shane Matthews vs. Kentucky, 1991
 360 – Doug Johnson vs. South Carolina, 1998
 357 – Danny Wuerffel vs. South Carolina, 1994
 352 – Chris Leak vs. UCF, 2006
 351 – Shane Matthews vs. Mississippi State, 1990
 346 – Danny Wuerffel vs. Auburn, 1993
 343 – Doug Johnson vs. Tennessee, 1999
 343 – Kerwin Bell vs. Florida State, 1985
 342 – John Reaves vs. Houston, 1969
 340 – Shane Matthews vs. Kentucky, 1992
 338 – Tim Tebow vs. Florida Atlantic, 2007
 336 – Shane Matthews vs. Northern Illinois, 1991

Receiving Yards:

222 – Travis McGriff vs. South Carolina, 1998
 199 – Chris Doering vs. Mississippi State, 1993
 192 – Ike Hilliard vs. Florida State, 1995
 186 – Percy Harvin vs. Ole Miss, 2008
 185 – Jacquez Green vs. Tennessee, 1997
 182 – Carlos Alvarez vs. Houston, 1969
 169 – Chris Doering vs. Vanderbilt, 1995
 168 – Jabar Gaffney vs. South Carolina, 2000
 165 – Chris Collinsworth vs. Mississippi State, 1978
 164 – Andre Caldwell vs. Florida Atlantic, 2007
 163 – Wes Chandler vs. Auburn, 1976
 161 – Darrell Jackson vs. Tennessee, 1999
 161 – Wes Chandler vs. SMU, 1975
 161 – Ricky Nattiel vs. Florida State, 1985
 156 – Ike Hilliard vs. Auburn, 1996
 153 – Jack Jackson vs. SW Louisiana, 1993

Consecutive Completions:

17 – Chris Leak vs. Wyoming, 2005

Longest Passing Plays:

96 – Eric Kresser to Jacquez Green vs. Northern Illinois, 1995
 92 – Kyle Morris to Stacey Simmons vs. Montana State, 1988
 87 – Eric Kresser to Reidel Anthony vs. Southern Miss., 1994
 84 – Kyle Morris to Tony Lomack vs. Louisiana Tech, 1989
 83 – John Brantley to Chris Rainey vs. Tennessee, 2011
 82 – Kerwin Bell to Frankie Neal vs. Florida State, 1985
 80 – John Brantley to Andre Debose vs. Furman, 2011
 80 – Chris Leak to Chad Jackson vs. Louisiana Tech, 2005
 77 – Kyle Morris to Stacey Simmons vs. Indiana State, 1988
 77 – Tim Tebow to Deonte Thompson vs. Arkansas, 2009
 77 – Danny Wuerffel to Jacquez Green vs. Vanderbilt, 1995

Total Offense:

460 – Eric Kresser vs. Northern Illinois, 1995; 458 pass, 2 run
 428 – Danny Wuerffel vs. Mississippi State, 1993; 449 pass, -21 run
 424 – Tim Tebow vs. South Carolina, 2007; 304 pass, 120 run
 418 – Terry Dean vs. SW Louisiana, 1993; 448 pass, -30 run
 407 – Danny Wuerffel vs. Florida State, 1995; 443 pass, -36 run
 377 – Danny Wuerffel vs. Tennessee, 1995; 381 pass, -4 run
 375 – Doug Johnson vs. South Carolina, 1998; 360 pass, 15 run
 369 – Tim Tebow vs. Florida Atlantic, 2007; 338 pass, 31 run
 368 – Chris Leak vs. UCF, 2006; 352 pass, 16 run
 360 – Tim Tebow vs. Tennessee, 2007; 299 pass, 61 run
 358 – Danny Wuerffel vs. South Carolina, 1994; 357 pass, 1 run
 357 – Shane Matthews vs. Kentucky, 1991; 362 pass, -5 run
 352 – Doug Johnson vs. Tennessee, 1999; 343 pass, 9 run
 351 – Tim Tebow vs. Florida State, 2007; 262 pass, 89 run
 349 – Shane Matthews vs. Mississippi State, 1990; 351 pass, -2 run
 338 – Tim Tebow vs. Western Kentucky, 2007; 300 pass, 38 run

THE SWAMP quick facts:

Seasons: 84 (first season was 1930)
 Record: 313-100-13 (.750)
 UF vs. SEC: 145-61-7 (.697)
 Capacity: 88,548
 Largest Crowd: 90,907 – November 28, 2009 vs. Florida State
 Longest Winning Streak: 30 games
 (October 29, 1994 – September 18, 1999)
 Largest Margin of Victory: 76 (82-6 vs. Central Michigan, 1997)

2013 College Football Attendance Leaders

1. Michigan	111,592
2. Ohio State	104,933
3. Alabama	101,505
4. Texas	98,976
5. Penn State	96,587
6. Tennessee	95,584
7. Georgia	92,746
8. LSU	91,418
9. Nebraska	90,933
10. FLORIDA	87,440

Florida Field Best Seasonal Attendance Average

2009	90,635	2013	87,440
2008	90,544	1999	85,493
2010	90,511	1997	85,463
2006	90,409	2001	85,432
2007	90,388	1996	85,404
2005	90,177	1998	85,299
2011	89,061	1994	85,284
2004	88,409	2000	85,253

Longest Home Win Streaks in Florida History

Games	Started	Ended
30	10/29/1994	10/2/1999
23	9/8/1990	11/27/1993
20	11/28/1909	10/20/1917
18	10/16/2004	9/30/2007
17	9/12/1981	9/8/1984
17	11/17/1973	10/8/1977

Home Records Since 1990

	Record	Pct.
1. Nebraska	141-22	.865
2. FLORIDA	132-21	.863
3. Florida State	116-20-1	.850
4. Kansas State	128-26-1	.829
5. Texas A&M	117-33-1	.778

FLORIDA FIELD TIMELINE

1906-11

When the Gator football program started in 1906 under Head Coach James Forsythe, prior to the existence of The Swamp, Florida played home football games in Gainesville at the "ball park field," which is now located on the old Arlington Street bordering the Utility Center. The Gators compiled an 18-1-1 record from 1906-11.

1912-29

From 1912-29, Florida football was played at Fleming Field on the UF campus. Situated just north of the current Ben Hill Griffin Stadium, the Gators went 46-6-1 on Fleming Field prior to playing on Florida Field.

April 16, 1930

Construction begins on original Florida Field.

October 27, 1930

Construction completed on original Florida Field (capacity 21,769). The original stadium consisted of the lower half of the current stadium.

November 8, 1930

Dedication of Florida Field as sellout crowd of 21,769 watches Florida vs. Alabama. The legendary Red Barber, a UF student, called the play-by-play.

October 13, 1934

Florida Field dedicated to memory of servicemen who died in World War I.

December 16, 1949

Plans drawn to add 11,200 seats to west stands. Expansion completed for 1950 season, bringing total capacity, including temporary bleachers, to 40,116.

September 23, 1950

The first night game is played at Florida Field vs. The Citadel.

December 1965

Construction started on the 10,000-seat addition on the east side, bringing permanent seating to 56,164. Also, temporary bleachers were moved into the south end zone for total capacity of 62,800 during 1966 season.

April 1971

Artificial surface installed.

August 1982

Completion of south end zone, bringing capacity to 72,000. Athletic training center, skybox tower and modern press box also involved in this project.

September 9, 1989

Football stadium named Ben Hill Griffin Stadium at Florida Field during dedication ceremonies. The stadium is named in honor of Ben Hill Griffin Jr., a life-long Gator supporter and fan who had been extremely benevolent and generous to several sectors at the University of Florida.

June 30, 1990

Natural grass replaced the artificial turf at Florida Field.

September 1991

Construction completed on new north end zone. Capacity stood at 83,000, making Florida Field one of the eight largest on-campus collegiate football stadiums in the nation and the largest stadium in the state of Florida. The north end zone addition cost \$17 million, but involved no state funding.

November 30, 1991

Ben Hill Griffin Stadium became the site of the largest football crowd (collegiate or professional) in state of Florida history (85,461 vs. Florida St.). During the 1991 and 1992 seasons, the stadium was the site of the 12 largest crowds in state history.

October 12, 1991

The official dedication of the new north end zone was held as Florida played Tennessee. Red Barber, who called the original dedication game in 1930, was UF's special guest of honor.

End of 1991 Season

Head Coach Steve Spurrier tagged Ben Hill Griffin Stadium at Florida Field "The Swamp." Spurrier says, "The Swamp is where Gators live. We feel comfortable there, but we hope our opponents feel tentative. A swamp is hot and sticky and can be dangerous."

Prior to 1998 Season

Florida completed a \$5 million renovation of the Ben Hill Griffin Training Complex in the south end zone, making the facility one of the nation's elite.

Prior to 2003 Season

Construction was completed on a two-year, \$50 million stadium expansion/renovation that included the addition of 2,900 luxury club seats, expanded press level, renovated and enlarged Bull Gator Deck, enlarged President's Suite and 34 additional suites funded by private support from Gator Boosters and fans.

Prior to 2004 Season

A high-resolution video board highlighted the brand new Daktronics scoreboard in the north end of Ben Hill Griffin Stadium. In addition, a state-of-the-art sound system was installed throughout the stadium. The project cost was \$2 million.

February 2007

Construction to the southwest area of the stadium began, including renovation to the football offices, weight room, training room and team areas.

August 2008

The \$28 million in construction and renovation to the James W. "Bill" Heavener Football Complex was completed, including an expansion of the strength and conditioning room, a new Gator Room, renovation to the football offices and a trophy complex with a tribute to Gator greats.

August 2009

Prior to the 2009 season, construction was completed on a \$5.6 million project installing Daktronics HD-16 high resolution screens to replace the old north and south end zone scoreboards.

April 2011

Statues of Florida's three Hesiman winners -- Steve Spurrier, Danny Wuerffel and Tim Tebow -- were unveiled on the west side of the stadium at halftime of the spring game.

Prior to 2012 Season

Renovations to the West Concourse resulted in enhanced restroom facilities, better overall lighting, improved crowd circulation and wider concessions with more points of sale, including new food items not previously offered in the stadium.

BEN HILL GRIFFIN STADIUM AT FLORIDA FIELD

Top Attendance Games

	Att.	Date	Opponent	W/L
1.	90,907	November 28, 2009	Florida State	W 37-10
2.	90,894	September 19, 2009	Tennessee	W 23-13
3.	90,888	October 1, 2011	Alabama	L 10-38
4.	90,885	November 13, 2010	South Carolina	L 14-36
5.	90,883	October 20, 2012	South Carolina	W 44-11
6.	90,833	September 6, 2008	Miami (FL)	W 26-3
7.	90,824	October 6, 2012	LSU	W 14-6
8.	90,798	November 26, 2011	Florida State	L 7-21
9.	90,744	September 17, 2011	Tennessee	W 33-23
10.	90,721	October 9, 2010	LSU	L 29-33
11.	90,716	September 17, 2005	Tennessee	W 16-7
12.	90,714	October 7, 2006	LSU	W 23-10
13.	90,707	September 15, 2007	Tennessee	W 59-20
14.	90,707	September 3, 2005	Wyoming	W 32-14
15.	90,703	November 11, 2006	South Carolina	W 17-16
16.	90,694	November 7, 2009	Vanderbilt	W 27-3
17.	90,685	September 29, 2007	Auburn	L 17-20
18.	90,684	October 11, 2008	LSU	W 51-21
19.	90,669	November 26, 2005	Florida State	W 34-7
20.	90,646	November 15, 2008	South Carolina	W 56-6

SHUTOUTS

1906	Gainesville AC	6-0
1906	Rollins	6-0
1906	Jacksonville AC	19-0
1906	Athens AC	10-0
1906	Jacksonville AC	39-0
1907	Columbia AC	6-0
1907	Jacksonville AC	21-0
1907	Jacksonville AC	17-0
1908	Jacksonville AC	4-0
1908	Columbia College	6-0
1908	Jacksonville AC	37-0
1909	Gainesville AC	5-0
1909	Rollins	14-0
1909	Olympics	11-0
1909	Olympics	28-0
1909	Tallahassee AC	26-0
1910	Gainesville Guards	23-0
1910	Georgia A&M	52-0
1910	Rollins	38-0
1910	Charleston	34-0
1910	Columbia	33-0
1911	Columbia	9-0
1911	Stetson	27-0
1911	College of Charleston	21-0
1912	College of Charleston	78-0
1912	Tampa AC	44-0
1912	Vedado Club	28-0
1913	Florida Southern	144-0
1913	Maryville	39-0
1913	Mercer	24-0
1914	Kings College	36-0
1914	Florida Southern	59-0
1914	Wofford	36-0
1914	The Citadel	7-0
1914	Mercer	14-0
1915	Florida Southern	45-0
1915	The Citadel	6-0
1919	Mercer	48-0
1919	Stetson	64-0
1919	South Carolina	13-0
1920	Newberry	21-0
1920	Florida Southern	13-0
1920	Mercer	30-0
1920	Stetson	21-0
1920	Stetson	36-0
1921	U.S. Infantry	6-0

1921	Rollins	33-0
1921	Mercer	7-0
1921	Howard	34-0
1922	Rollins	19-0
1922	American Legion	14-0
1922	Howard College	57-0
1922	Mississippi College	58-0
1922	Oglethorpe	12-0
1923	Rollins	28-0
1923	Stetson	27-0
1923	Southern	53-0
1924	Rollins	77-0
1924	Wake Forest	34-0
1924	Florida Southern	27-0
1924	Mississippi State	27-0
1924	Drake	10-0
1925	Mercer	24-0
1925	Florida Southern	9-0
1925	Rollins	65-0
1925	Clemson	42-0
1925	Mississippi State	12-0
1926	Florida Southern	16-0
1926	Clemson	33-0
1928	Florida Southern	26-0
1928	Auburn	27-0
1928	Mercer	73-0
1929	Southern	54-0
1929	Auburn	19-0
1930	N.C. State	27-0
1930	Auburn	7-0
1930	Chicago	19-0
1930	Clemson	27-0
1931	N.C. State	31-0
1932	Sewanee	19-0
1933	Stetson	28-0
1933	North Carolina	9-0
1933	Maryland	19-0
1934	N.C. State	14-0
1934	Stetson	14-0
1935	Stetson	34-0
1935	Sewanee	20-0
1935	South Carolina	22-0
1936	Stetson	32-0
1937	Stetson	18-0
1937	Sewanee	21-0
1937	Georgia	6-0

1938	Tampa	33-0
1939	Stetson	21-0
1939	Boston College	7-0
1939	Tampa	7-0
1939	Maryland	14-0
1939	Miami	13-0
1940	Tampa	23-0
1940	Maryland	19-0
1941	Randolph Macon	26-0
1941	Miami	14-0
1942	Randolph Macon	45-0
1942	Auburn	6-0
1944	Miami	13-0
1945	SW Louisiana	45-0
1945	Presbyterian	41-0
1949	The Citadel	13-0
1951	Wyoming	13-0
1952	The Citadel	33-0
1952	Georgia	30-0
1952	Kentucky	27-0
1953	Stetson	45-0
1953	The Citadel	60-0
1954	Mississippi State	7-0
1954	Tennessee	14-0
1955	George Washington	28-0
1956	Mississippi State	26-0
1956	Rice	7-0
1956	Auburn	20-0
1956	Georgia	28-0
1957	Wake Forest	27-0
1957	Georgia	22-0
1957	Miami	14-0
1959	Tulane	30-0
1960	Florida State	3-0
1960	Vanderbilt	12-0
1960	Miami	18-0
1961	Vanderbilt	7-0
1963	Vanderbilt	21-0
1963	Florida State	7-0
1964	South Carolina	37-0
1964	Auburn	14-0
1965	Ole Miss	17-0
1966	Vanderbilt	13-0
1967	Illinois	14-0
1967	Tulane	35-0
1970	Richmond	20-0

1972	Ole Miss	16-0
1972	Kentucky	40-0
1973	Florida State	49-0
1975	Vanderbilt	35-0
1978	Mississippi State	34-0
1980	Louisville	13-0
1984	Syracuse	16-0
1984	Georgia	27-0
1985	LSU	20-0
1985	SW Louisiana	45-0
1987	Tulsa	52-0
1987	Cal-State Fullerton	65-0
1988	Montana State	69-0
1988	Indiana State	58-0
1988	Mississippi State	17-0
1989	Mississippi State	21-0
1990	Akron	59-0
1991	Alabama	35-0
1991	LSU	16-0
1993	Vanderbilt	52-0
1994	Tennessee	31-0
1996	Kentucky	65-0
2000	Middle Tennessee	55-0
2001	Mississippi State	52-0
2006	Central Florida	42-0
2006	Western Carolina	62-0
2011	UAB	39-0
2012	Kentucky	38-0
2012	Jacksonville St.	23-0

TOTAL SHUTOUTS: 167

BY DECADE

1906-09:	16
1910-19:	24
1920-29:	34
1930-39:	24
1940-49:	10
1950-59:	17
1960-69:	12
1970-79:	6
1980-89:	11
1990-99:	6
2000-09:	4
2010-present:	3

MARGIN OF VICTORY 40+

1910	Georgia A&M	52-0
1912	College of Charleston	78-0
1912	Tampa AC	44-0
1913	Florida Southern	144-0
1914	Florida Southern	59-0
1915	Florida Southern	45-0
1919	Mercer	48-0
1919	Stetson	64-0
1922	Howard College	57-0
1922	Mississippi College	58-0
1923	Florida Southern	53-0
1924	Rollins	77-0
1925	Rollins	65-0
1925	Clemson	42-0
1928	Mercer	73-0
1928	Sewanee	71-6
1928	Washington & Lee	60-6
1929	Southern	54-0
1930	Georgia Tech	55-7
1940	Miami	46-6
1941	Tampa	46-6
1942	Randolph Macon	45-0
1945	SW Louisiana	45-0
1945	Presbyterian	41-0

1952	Clemson	54-13
1953	Stetson	45-0
1953	The Citadel	60-0
1958	Arkansas State	51-7
1959	Virginia	55-10
1969	North Carolina	52-2
1972	Kentucky	40-0
1973	Florida State	49-0
1975	Kentucky	48-7
1977	Rice	48-3
1981	Ole Miss	49-3
1982	West Texas State	77-14
1984	Tulane	63-21
1985	SW Louisiana	45-0
1986	Kent State	52-9
1987	Tulsa	52-0
1987	Cal-State Fullerton	65-0
1988	Montana State	69-0
1988	Indiana State	58-0
1990	Oklahoma State	50-7
1990	Akron	59-0
1990	Auburn	48-7
1993	LSU	58-3
1993	SW Louisiana	61-14

1993	Vanderbilt	52-0
1994	New Mexico State	70-21
1994	Kentucky	73-7
1995	South Carolina	63-7
1996	Georgia Southern	62-14
1996	Kentucky	65-0
1996	LSU	56-13
1996	Auburn	51-10
1996	Georgia	47-7
1997	Central Michigan	82-6
1997	Arkansas	56-7
2000	Middle Tennessee	55-0
2001	Louisiana-Monroe	55-6
2001	Mississippi State	52-0
2001	Vanderbilt	71-13
2002	UAB	51-3
2003	San Jose State	65-3
2003	Florida A&M	63-3
2006	UCF	42-0
2006	Western Carolina	62-0
2007	Western Kentucky	49-3
2008	Hawaii	56-10
2008	Kentucky	63-5
2008	South Carolina	56-6

2008	The Citadel	70-19
2009	Charleston Southern	62-3
2009	Troy	56-6
2009	FIU	62-3
2010	Vanderbilt	55-14

TOTAL 40+ POINT WINS: 77

BY DECADE

1906-09:	0
1910-19:	8
1920-29:	10
1930-39:	1
1940-49:	5
1950-59:	5
1960-69:	1
1970-79:	4
1980-89:	9
1990-99:	16
2000-09:	17
2010-present:	1

SITUATIONAL RECORDS

RECORD VS. DEFENDING NATIONAL CHAMPION

Date	Opponent (Location)	W/L	Score
11/13/26	Alabama (Montgomery)	L	0-49
11/12/27	Alabama (Montgomery)	W	13-6
10/19/29	Georgia Tech (Atlanta)	L	6-19
11/15/52	Tennessee (Knoxville)	L	12-26
11/1/58	Auburn (Gainesville)	L	5-6
10/24/59	LSU (Gainesville)	L	0-9
10/8/77	Pittsburgh (Gainesville)	T	17-17
10/13/79	Alabama (Gainesville)	L	0-40
11/7/81	Georgia (Jacksonville)	L	21-26
9/1/84	Miami (Tampa)	L	20-32
12/4/93	Alabama* (Birmingham)	W	28-13
11/26/94	Florida State (Tallahassee)	T	31-31
9/18/99	Tennessee (Gainesville)	W	23-21
11/18/00	Florida State (Tallahassee)	L	7-30
9/7/02	Miami (Gainesville)	L	16-41
10/11/08	LSU (Gainesville)	W	51-21
10/2/10	Alabama (Tuscaloosa)	L	6-31
10/15/11	Auburn (Auburn)	L	6-17

*SEC Championship Game

All-Time:	4-12-2
Home:	2-4-1
Away:	1-6-1
Neutral:	1-2-0
vs. SEC teams:	4-7-0

MEMORABLE RAIN GAMES (Since 1969)

Rain amounts from Weather Underground (wunderground.com)

Date	Opponent (Location)	W/L	Score	Rain
11/9/69	Georgia (Jacksonville)	L	51-0	n/a
11/25/72	LSU (Gainesville)	T	3-3	n/a
9/19/92	Tennessee (Knoxville)	L	31-14	0.01 in
10/30/93	Georgia (Jacksonville)	W	33-26	1.80 in
9/17/94	Tennessee (Knoxville)	W	31-0	0.75 in
9/16/95	Tennessee (Gainesville)	W	62-37	0.14 in
9/14/02 @	Ohio (Gainesville)	W	34-6	1.70 in
9/21/02	Tennessee (Knoxville)	W	30-13	2.25 in
9/11/04 #	Eastern Michigan (Gainesville)	W	49-10	0.17 in
9/1/07 §	Western Kentucky (Gainesville)	W	49-3	0.08 in
11/29/08	Florida State (Tallahassee)	W	45-15	1.34 in

@ – 46 minute lightning delay

– 104 minute lightning delay

§ – Game called with 8:23 left in fourth quarter after 72 minute delay due to lightning

BEFORE AND AFTER BYE WEEKS (Since 1990)

Overall after a bye:	30-10
Home after a bye:	10-2
Away after a bye:	8-4
Neutral after a bye:	12-4
Overall before a bye:	26-14
Home before a bye:	18-3
Away before a bye:	8-11

Will Muschamp

Muschamp After a Bye Week:

2-2 (2-0 Home, 0-0 Away, 0-2 Neutral)

10/29/11	Georgia (Jacksonville)	L	20-24
10/6/12	LSU (Gainesville)	W	14-6
9/21/13	Tennessee (Gainesville)	W	31-17
11/2/13	Georgia (Jacksonville)	L	20-23

Muschamp Before a Bye Week:

1-3 (1-0 Home, 0-3 Away, 0-0 Neutral)

10/15/11	Auburn (Auburn)	L	6-17
9/22/12	Kentucky (Gainesville)	W	38-0
9/7/13	Miami (Miami)	L	16-21
10/5/13	Missouri (Columbia)	L	17-36

Urban Meyer

Meyer After a Bye Week:

8-0 (2-0 Home, 3-0 Away, 3-0 Neutral)

10/29/05	Georgia (Jacksonville)	W	14-10
11/26/05	Florida State (Gainesville)	W	34-7
10/28/06	Georgia (Jacksonville)	W	21-14
10/20/07	Kentucky (Lexington)	W	45-37
9/20/08	Tennessee (Knoxville)	W	30-6
10/25/08	Kentucky (Gainesville)	W	63-5
10/10/09	LSU (Baton Rouge)	W	13-3
10/30/10	Georgia (Jacksonville)	W	34-31/OT

Meyer Before a Bye Week:

3-5 (2-1 Home, 1-4 Away)

10/15/05	LSU (Baton Rouge)	L	17-21
11/12/05	South Carolina (Columbia)	L	22-30
10/14/06	Auburn (Auburn)	L	17-27
10/6/07	LSU (Baton Rouge)	L	24-28
9/6/08	Miami (Gainesville)	W	26-3
10/11/08	LSU (Gainesville)	W	51-21
9/26/09	Kentucky (Lexington)	W	41-7
10/16/10	Mississippi St. (Gainesville)	L	7-10

Ron Zook

Zook After a Bye Week:

2-2 (0-1 Home, 0-1 Away, 2-0 Neutral)

11/2/02	Georgia (Jacksonville)	W	20-13
11/30/02	Florida State (Tallahassee)	L	14-31
11/1/03	Georgia (Jacksonville)	W	16-13
11/29/03	Florida State (Gainesville)	L	34-38

Zook Before a Bye Week:

4-0 (2-0 Home, 2-0 Away)

10/19/02	Auburn (Gainesville)	W	30-23
11/16/02	South Carolina (Gainesville)	W	28-7
10/18/03	Arkansas (Fayetteville)	W	33-28
11/15/03	South Carolina (Columbia)	W	24-22

Steve Spurrier

Spurrier After a Bye Week:

18-6 (6-1 Home, 5-3 Away, 7-2 Neutral)

11/3/90	Auburn (Gainesville)	W	48-7
12/1/90	Florida State (Tallahassee)	L	30-45
11/2/91	Auburn (Auburn)	W	31-10
11/30/91	Florida State (Gainesville)	W	14-9
10/1/92	Mississippi State (Starkville)	L	6-30
10/2/93	Mississippi State (Gainesville)	W	38-24
10/30/93	Georgia (Jacksonville)	W	33-26
10/1/94	Ole Miss (Oxford)	W	38-14
10/29/94	Georgia (Gainesville)	W	52-14
9/30/95	Ole Miss (Gainesville)	W	28-10
10/28/95	Georgia (Athens)	W	52-17
10/21/96	Tennessee (Knoxville)	W	35-29
11/2/96	Georgia (Jacksonville)	W	47-7
11/30/96	Florida State (Tallahassee)	L	21-24
9/20/97	Tennessee (Gainesville)	W	33-20
11/1/97	Georgia (Jacksonville)	L	17-37
10/31/98	Georgia (Jacksonville)	W	38-7
10/30/99	Georgia (Jacksonville)	W	30-14
12/4/99	Alabama (Atlanta)*	L	7-34
10/28/00	Georgia (Jacksonville)	W	34-23
12/2/00	Auburn (Atlanta)*	W	28-6
9/22/01	Kentucky (Lexington)	W	44-10
10/27/01	Georgia (Jacksonville)	W	24-10
12/1/01	Tennessee (Gainesville)	L	32-34

*SEC Championship Game

Spurrier Before a Bye Week:

18-6 (13-2 Home, 5-4 Away)

10/20/90	Akron (Gainesville)	W	59-0
11/17/90	Kentucky (Lexington)	W	47-15
10/19/91	Northern Illinois (Gainesville)	W	41-10
11/16/91	Kentucky (Gainesville)	W	35-26
9/19/92	Tennessee (Knoxville)	L	14-31
9/18/93	Tennessee (Gainesville)	W	41-34
10/16/93	Auburn (Auburn)	L	35-38
9/17/94	Tennessee (Knoxville)	W	31-0
10/15/94	Auburn (Auburn)	L	33-36
9/16/95	Tennessee (Gainesville)	W	62-37
10/14/95	Auburn (Auburn)	W	49-38
9/7/96	Georgia Southern (Gainesville)	W	62-14
10/19/96	Auburn (Gainesville)	W	51-10
11/16/96	South Carolina (Gainesville)	W	52-25
9/6/97	Central Michigan (Gainesville)	W	82-6
10/18/97	Auburn (Auburn)	W	24-10
10/17/98	Auburn (Gainesville)	W	24-3
10/16/99	Auburn (Auburn)	W	32-14
11/20/99	Florida State (Gainesville)	L	23-30
10/14/00	Auburn (Gainesville)	W	38-7
11/18/00	Florida State (Tallahassee)	L	7-30
9/8/01	Louisiana-Monroe (Gainesville)	W	55-6
10/14/01	Auburn (Gainesville)	L	20-23
11/17/01	Florida State (Gainesville)	W	37-13

FLORIDA'S UNIFORM SELECTION Since 2005

The last time Florida wore...

White tops and white pants	at South Carolina	Nov. 16, 2013	L, 14-19
Blue tops and blue pants	at LSU	Oct. 12, 2013	L, 6-17
Blue tops and white pants	vs. Florida State	Nov. 30, 2013	L, 7-37
White tops and blue pants	at Missouri	Oct. 19, 2013	L, 17-36
White tops and orange pants	at Kentucky	Sept. 28, 2013	W, 24-7
Orange tops and white pants	vs. Louisiana	Nov. 10, 2012	W, 27-20
Blue tops and orange pants	vs. Louisville	Jan. 2, 2013	L, 23-33

Since 2005 season, UF is:

Uniforms:	Record	Points For:	Points Against:
Blue Tops & White Pants	41-13	1870	900
Blue Tops & Blue Pants	13-4	522	269
White Tops & White Pants	11-6	481	327
White Tops & Blue Pants	14-4	481	349
White Tops & Orange Pants	3-2	119	109
Orange Tops & White Pants	2-1	97	56
Blue Tops & Orange Pants	0-1	23	33

2013 Season

Date	Opponent	Top/Pant	W/L	Score
8/31/2013	Toledo	Blue/White	W	24-6
9/7/2013	Miami	White/White	L	16-21
9/21/2013	Tennessee	Blue/White	W	31-17
9/28/2013	Kentucky	White/Orange	W	24-7
10/5/2013	Arkansas	Blue/Blue	W	30-10
10/12/2013	LSU	Blue/Blue	L	6-17
10/19/2013	Missouri	White/Blue	L	17-36
11/2/2013	Georgia	Blue/White	L	20-23
11/9/2013	Vanderbilt	Blue/White	L	17-34
11/16/2013	South Carolina	White/White	L	14-19
11/23/2013	Georgia Southern	Blue/White	L	20-26
11/30/2013	Florida State	Blue/White	L	7-37

2012 Season

Date	Opponent	Top/Pant	W/L	Score
9/1/2012	Bowling Green	Blue/White	W	27-14
9/8/2012	Texas A&M	White/White	W	20-17
9/15/2012	Tennessee	White/White	W	37-20
9/22/12	Kentucky	Blue/White	W	38-0
10/6/12	LSU	Blue/Blue	W	14-6
10/13/12	Vanderbilt	White/White	W	31-17
10/21/12	South Carolina	Blue/Blue	W	44-11
10/27/12	Georgia	White/White	L	9-17
11/3/12	Missouri	Blue/White	W	14-7
11/10/12	Louisiana	Orange/White	W	27-20
11/17/12	Jacksonville State	Blue/White	W	23-0
11/24/12	Florida State	White/Orange	W	37-26
1/2/13	Louisville (SB)	Blue/Orange	L	23-33

2011 Season

Date	Opponent	Top/Pant	W/L	Score
9/3/2011	Florida Atlantic	Orange/White	W	41-3
9/10/2011	UAB	Blue/White	W	39-0
9/17/2011	Tennessee	Blue/White	W	33-23
9/24/2011	at Kentucky	White/White	W	48-10
10/1/2011	Alabama	Blue/White	L	10-38
10/8/2011	at LSU	Blue/White	L	11-41
10/15/2011	at Auburn	White/Orange	L	6-17
10/29/2011	vs. Georgia	Blue/White	L	20-24
11/5/2011	Vanderbilt (HC)	Blue/White	W	26-21
11/12/2011	at South Carolina	White/White	L	12-17
11/19/2011	Furman	Blue/White	W	54-32
11/26/2011	Florida St.	Blue/Blue	L	7-21
1/2/2012	vs. Ohio St.	Blue/White	W	17-24

2010 Season

Date	Opponent	Top/Pant	W/L	Score
9/4/2010	Miami University	Blue/White	W	34-12
9/11/2010	South Florida	Blue/White	W	38-14
9/18/2010	at Tennessee	White/Blue	W	31-17
9/25/2010	Kentucky	Blue/White	W	48-14
10/2/2010	at Alabama	White/Blue	L	6-31
10/9/2010	LSU	Orange/White	L	29-33
10/16/2010	Mississippi St. (HC)	Blue/White	L	7-10
10/30/2010	vs. Georgia	White/Blue	W (OT)	34-31
11/6/2010	at Vanderbilt	White/Blue	W	55-14
11/13/2010	South Carolina	Blue/Blue	L	14-36
11/20/2010	Appalachian St.	Blue/White	W	48-10
11/27/2010	at Florida St.	White/Blue	L	7-31
1/1/2011	vs. Penn St.	White/White	W	37-24

2009 Season

Date	Opponent	Top/Pant	W/L	Score
9/5/2009	Charleston So.	Blue/White	W	62-3
9/12/2009	Troy	Blue/White	W	56-6
9/19/2009	Tennessee	Blue/Blue	W	23-13
9/26/2009	at Kentucky	White/Blue	W	41-7
10/10/2009	at LSU	Blue/Blue	W	13-3
10/17/2009	Arkansas (HC)	Blue/White	W	23-20
10/24/2009	at Mississippi St.	White/White	W	29-19
10/31/2009	vs. Georgia	Blue/Blue	W	41-17
11/7/2009	Vanderbilt	Blue/White	W	27-3
11/14/2009	at South Carolina	White/White	W	24-14
11/23/2009	FIU	Blue/White	W	62-3
11/28/2009	Florida St.	Blue/Blue	W	37-10
12/5/2009	vs. Alabama	White/White	L	32-13
1/1/2010	vs. Cincinnati	Blue/White	W	51-24

2008 Season

Date	Opponent	Top/Pant	W/L	Score
8/30/2008	Hawaii	Blue/White	W	56-10
9/6/2008	Miami	Blue/Blue	W	26-3
9/20/2008	at Tennessee	White/Blue	W	30-6
9/27/2008	Ole Miss	Blue/White	L	30-31
10/4/2008	at Arkansas	White/Blue	W	38-7
10/11/2008	LSU	Blue/Blue	W	51-21
10/25/2008	Kentucky (HC)	Blue/White	W	63-5
11/1/2008	Georgia	White/White	W	49-10
11/8/2008	at Vanderbilt	White/Blue	W	42-14
11/15/2008	South Carolina	Blue/Blue	W	56-6
11/22/2008	The Citadel	Blue/White	W	70-19
11/29/2008	at Florida St.	White/White	W	45-15
12/6/2008	vs. Alabama	Blue/Blue	W	31-20
1/8/2009	vs. Oklahoma	White/White	W	24-14

2007 Season

Date	Opponent	Top/Pant	W/L	Score
9/1/2007	Western Kentucky	Blue/White	W	49-3
9/8/2007	Troy	Blue/White	W	59-31
9/15/2007	Tennessee	Blue/White	W	59-20
9/22/2007	at Ole Miss	White/Blue	W	30-24
9/29/2007	Auburn	Blue/White	L	17-20
10/6/2007	at LSU	Blue/White	L	24-28
10/20/2007	at Kentucky	White/Blue	W	45-37
10/27/2007	vs. Georgia	Blue/White	L	30-42
11/3/2007	Vanderbilt	Blue/Blue	W	49-22
11/10/2007	at South Carolina	White/White	W	51-31
11/17/2007	FAU	Blue/White	W	59-20
11/25/2007	Florida St.	Blue/Blue	W	45-12
1/1/2008	vs. Michigan	Blue/Blue	L	35-41

2006 Season

Date	Opponent	Top/Pant	W/L	Score
9/1/2006	Southern Miss	Blue/White	W	34-7
9/9/2006	Central Florida	Blue/White	W	42-0
9/16/2006	Tennessee	White/Blue	W	21-20
9/23/2006	Kentucky	Blue/White	W	26-7
9/30/2006	Alabama	Blue/White	W	28-13
10/7/2006	LSU	Blue/White	W	23-10
10/14/2006	Auburn	White/Blue	L	17-27
10/28/2006	Georgia	White/Blue	W	21-14
11/4/2006	Vanderbilt	White/Blue	W	25-19
11/11/2006	South Carolina	Blue/White	W	17-16
11/18/2006	Western Carolina	Blue/White	W	62-0
11/25/2006	Florida St.	White/Blue	W	21-14
12/2/2006	Arkansas	Blue/White	W	38-28
1/8/2006	Ohio State	Blue/White	W	41-14

2005 Season

Date	Opponent	Top/Pant	W/L	Score
9/3/2005	Wyoming	Blue/White	W	32-14
9/10/2005	Louisiana Tech	Blue/White	W	41-3
9/17/2005	Tennessee	Blue/White	W	16-7
9/24/2005	at Kentucky	White/Orange	W	49-28
10/1/2005	at Alabama	White/Orange	L	3-31
10/8/2005	Mississippi St. (HC)	Blue/White	W	35-9
10/15/2005	at LSU	Blue/White	L	17-21
10/29/2005	Georgia	Blue/White	W	14-10
11/5/2005	Vanderbilt	Blue/White	W	49-42
11/12/2005	at South Carolina	White/White	L	22-30
11/26/2005	Florida St.	Blue/White	W	34-7
1/2/2006	Iowa	Blue/White	W	31-24

OVERTIME GAMES: RESULTS, NOTES AND SUPERLATIVES

All-Time Record: 3-2

Home: 2-1 • Away: 0-1 • Neutral: 1-0

Sept. 19, 1998 at Tennessee – L, 17-20

- This game marked the first overtime game for both No. 2 Florida and No. 6 Tennessee.
- The game was played at Tennessee in Neyland Stadium before a crowd of 107,653.
- During overtime, the game came down to field goals. Tennessee's Jeff Hall hit a 42-yard field goal and Florida's Collins Cooper missed a 32-yarder wide left to end the game.
- Quarterback Jesse Palmer completed each of his first 10 passes.

October 2, 1999 vs. Alabama – L, 40-39

- The overtime loss marked the first time in 31 games that Florida lost in The Swamp.
- The contest had eight lead changes. Alabama had the ball for just less than 43 minutes compared to the Gators 17 minutes of possession.
- The 39 points scored against Alabama was the most points scored by a UF team in a loss.

October 19, 2002 vs. Auburn – W, 30-23

- The win over Auburn marked the first overtime victory in school history for the Gators.
- Through three quarters of play, Florida controlled the game until Auburn began to rally back from a 23-7 deficit in the fourth quarter to force the game into overtime.
- Rex Grossman's 25-yard pass to Taylor Jacobs and Auburn quarterback Jason Campbell's fourth down fumble sealed the victory for the Gators.

November 5, 2005 vs. Vanderbilt – W, 49-42 (2 OT)

- The victory over Vanderbilt gave Florida its second overtime victory in school history bringing its all-time record to 2-2.
- Both the Gators and Commodores scored on their first possessions in overtime. The Gators scored on a 9-yard pass from Chris Leak to Chad Jackson.
- On the Gators' second possession, Leak threw a 16-yard pass to Jemalle Cornelius to give UF a 49-42 lead.
- Reggie Lewis intercepted Vanderbilt quarterback Jay Cutler's pass to end the game.

October 30, 2010 vs. Georgia – W, 34-31

- The victory over Georgia narrowed the series to 46-40-2
- Will Hill tallied an interception on UGA's first overtime drive, picking off Aaron Murray for the second time in the game and taking it 89 yards to the one-yard line, becoming Florida's second player all-time to intercept a pass in an overtime game (Reggie Lewis vs. Vanderbilt, 2005)
- Marked the first-ever overtime game between UF and UGA
- Chas Henry kicked the first-ever overtime field goal to win the game for the Gators (37-yarder)

OVERTIME PERIOD SUPERLATIVES

Team Superlatives

First Downs	3, vs. Vanderbilt (2005)
Rushing Yardage	12 yards, vs. Vanderbilt (2005)
Passing Yardage	38 yards, vs. Vanderbilt (2005)
Total Offensive Yards	50, vs. Vanderbilt (2005)
Passes Intercepted	1, by Reggie Lewis vs. Vanderbilt (2005)
	1, by Will Hill vs. Georgia (2010)
Fumbles-Lost	1-0, recovered by Ian Scott vs. Auburn (2002)

Individual Long Plays

Rushing	9 yards, Markus Manson vs. Vanderbilt (2005)
Passing	25 yards, Rex Grossman to Taylor Jacobs vs. Auburn (2002)
Reception	25 yards, Taylor Jacobs from Rex Grossman vs. Auburn (2002)

Individual Superlatives

Yards Rushing	10, Markus Manson vs. Vanderbilt (2005)
Yards Passing	38, Chris Leak vs. Vanderbilt (2005)
Yards Receiving	25, Taylor Jacobs vs. Auburn (2002)
Receptions	1, several including R. Caldwell (1999), T. Jacobs (2002), C. Jackson (2005), J. Cornelius (2005)
TD Passes	2, Chris Leak vs. Vanderbilt (2005)
PATs	2, Chris Hetland vs. Vanderbilt (2005)
Field Goals	1, Chas Henry vs. Georgia (2010) – game winning

CONSECUTIVE GAMES WITHOUT BEING SHUT OUT (Active Streaks)

National

Michigan	375	10/20/84 vs. Iowa, 26-0
FLORIDA	322	10/29/88 vs. Auburn, 16-0
TCU	268	11/16/91 vs. Texas, 32-0
Air Force	259	12/31/92 vs. Ole Miss, 13-0
Tennessee	246	9/17/94 vs. Florida, 31-0
Virginia Tech	243	9/16/95 vs. Cincinnati, 16-0

SEC

FLORIDA	322	10/29/88 vs. Auburn, 16-0
Tennessee	246	9/17/94 vs. Florida, 31-0
Georgia	234	9/30/95 vs. Alabama, 31-0
Alabama	169	11/18/00 vs. Auburn, 9-0
Missouri	142	11/23/02 vs. Kansas St., 38-0
Texas A&M	127	11/8/03 vs. Oklahoma, 77-0
South Carolina	103	9/9/06 vs. Georgia, 18-0
Mississippi State	64	11/29/08 vs. Ole Miss, 45-0
Vanderbilt	33	10/8/11 vs. Alabama, 34-0
LSU	25	1/9/12 vs. Alabama, 21-0
Auburn	14	11/24/12 vs. Alabama, 49-0
Kentucky	14	11/3/12 vs. Vanderbilt, 40-0
Ole Miss	9	9/28/13 vs. Alabama, 25-0
Arkansas	4	10/19/13 vs. Alabama, 52-0

ALL-TIME UF BOWL GAME MVPs

1953	Gator	J. "Papa" Hall	1994	Sugar	Errict Rhett
1958	Gator	Dave Hudson	1997	Sugar	Danny Wuerffel
1960	Gator	Larry Libertore	1998	Citrus	Fred Taylor
1962	Gator	Tommy Shannon	1999	Orange	Travis Taylor
1966	Sugar	Steve Spurrier	2002	Orange	Taylor Jacobs
1967	Orange	Larry Smith	2006	Outback	Dallas Baker
1969	Gator	Mike Kelley	2007	BCS National Champ.	Chris Leak/ Derrick Harvey
1975	Gator	Sammy Green	2009	BCS National Champ.	Tim Tebow/ Carlos Dunlap
1980	Tangerine	Cris Collinsworth	2010	Sugar	Tim Tebow
1982	Bluebonnet	Dwayne Dixon	2011	Outback	Ahmad Black
1983	Gator	Tony Lilly	2012	Gator	Andre Debose
1987	Aloha	Emmitt Smith			
1988	All-American	Emmitt Smith			
1989	Freedom	Huey Richardson			
1992	Gator	Errict Rhett			

IN THE RANKINGS

*Using Associated Press rankings

FLORIDA AS A RANKED TEAM

Rank	# Times	Wins	Losses	Ties	Bye/PS/F*
1	41	26	6	0	9
2	22	14	4	0	4
3	33	21	5	1	6
4	40	24	8	1	7
5	49	28	5	0	16
6	37	21	6	0	10
7	30	15	7	0	8
8	18	13	2	0	3
9	24	9	9	0	6
10	25	18	4	0	3
11	21	11	4	0	6
12	26	17	5	0	4
13	23	9	7	1	6
14	21	14	5	0	2
15	18	10	3	1	4
16	10	6	2	0	2
17	21	9	8	1	3
18	25	8	9	2	6
19	26	14	7	1	4
20	25	14	8	1	2
21	1	0	1	0	0
22	5	2	3	0	0
23	6	5	0	0	1
24	5	2	2	0	1
25	4	2	0	0	2
Totals	556	312	120	9	115

*Bye Week/Preseason/Final Rank

FLORIDA VERSUS RANKED OPPONENTS

Opp. Rank	# Times	Wins	Losses	Ties
1	11	3	8	0
2	14	4	10	0
3	18	5	12	1
4	16	10	6	0
5	18	7	11	0
6	13	5	8	0
7	14	3	10	1
8	14	8	5	1
9	9	3	5	1
10	16	7	9	0
11	20	10	10	0
12	16	8	8	0
13	8	4	4	0
14	14	4	9	1
15	10	4	5	1
16	7	2	4	1
17	10	2	8	0
18	8	4	4	0
19	9	5	4	0
20	3	1	2	0
21	5	4	1	0
22	3	1	2	0
23	4	3	1	0
24	5	2	3	0
25	3	3	0	0
Totals	268	112	149	7

FLORIDA'S LONGEST STREAKS RANKED IN THE AP POLL

At No. 1

Polls	Year(s)
10	1996 (Week 5, Sept. 23 – Week 14, Nov. 25)
9	2008-09 (Final Poll, 2008 – 2009 Week 6, Oct. 11)
6	2009 (Week 8, Oct. 25 – Week 13, Nov. 29)
5	1994 (Week 3, Sept. 13 – Week 7, Oct. 11)
3	1997 (Week 5, Sept. 22 – Week 7, Oct. 6)
2	2001 (Preseason – Week 1, Aug. 26)
	1994 (Preseason – Week 1, Aug. 31)
1	2006 (Final Poll)
	1996 (Final Poll)
	1985 (Week 10, Nov. 5)

In Top 5

Polls	Year(s)
43	1995-97 (1995 Preseason, Aug. 15 – 1997 Week 7, Oct. 6)
27	2008-10 (2008 Week 7, Oct. 5 – 2010 Preseason Poll)
15	1993-94 (1993 Final Poll – 1994 Week 13, Nov. 22)
8	2001 (Preseason Poll – Week 7, Oct. 7)
6	1998-99 (1998 Final Poll – 1999 Week 5, Sept. 26)

In Top 10

Polls	Year(s)
82	1992-97 (1992 Final Poll – 1997 Week 10, Oct. 27)
32	2008-10 (2008 Week 7, Oct. 12 – 2010 Week 5, Sept. 26)
31	2000-02 (2000 Week 7, Oct. 8 – 2002 Week 2, Sept. 2)
28	1997-99 (1997 Week 13, Nov. 17 – 1999 Week 15, Dec. 5)
21	2006-07 (2006 Preseason Poll – 2007 Week 5, Sept. 30)
14	1991-92 (1991 Week 6, Oct. 7 – 1992 Week 3, Sept. 15)

In Top 25

Polls	Year(s)
210	1990-2002 (1990 Week 2, Sept. 11 – 2002 Week 7, Oct. 6)
88	2005-10 (2005 Preseason Poll – 2010 Week 7, Oct. 10)
30	1984-86 (1984 Week 6, Oct. 9) – 1986 Week 2, Sept. 16)
24	2012-13 (2012 Preseason Poll – 2013 Week 7, Oct. 19)
16	2003-04 (2003 Week 3, Oct. 19 – 2004 Week 7, Oct. 17)
16	1969-70 (1969 Week 1, Sept. 22 – 1970 Preseason Poll)

MOST ALL-TIME NO. 1 RANKINGS AMONG SEC SCHOOLS (1936-2013)

School	Polls
1. Alabama	71
2. FLORIDA	41
3. LSU	30
4. Tennessee	18
5. Georgia	15
6. Auburn	9
7. Texas A&M	7
8. Ole Miss	5
9. Missouri	2
10. Arkansas	1

ALL-TIME APPEARANCES RANKED IN THE AP POLL, BY SCHOOL (1936-2013)

School	Polls
1. Ohio State	821
2. Michigan	795
3. Oklahoma	753
4. Notre Dame	739
5. USC	723
6. Alabama	710
7. Nebraska	702
	Texas 702
9. Penn State	591
10. Tennessee	565
11. FLORIDA	555
12. LSU	548
13. Georgia	519
14. Auburn	513
15. Florida St.	506

ALL-TIME APPEARANCES RANKED IN THE AP POLL, SEC SCHOOLS (1936-2013)

School	Years	Polls
1. Alabama	1936-2013	710
2. Tennessee	1936-2013	565
3. FLORIDA	1936-2013	555
4. LSU	1936-2013	548
5. Georgia	1936-2013	519
6. Auburn	1936-2013	513
7. Ole Miss	1936-2013	249
8. Mississippi St.	1936-2013	161
9. Georgia Tech	1936-63	136
10. South Carolina	1992-2013	110
11. Arkansas	1992-2013	88
12. Kentucky	1936-2013	78
13. Tulane	1936-65	33
14. Vanderbilt	1936-2013	31
15. Texas A&M	2013	27
16. Missouri	2013	11
17. Sewanee	1936-1940	0

ALL-TIME BOWL RESULTS

40 Bowl Appearances

20-20 All-Time Bowl Record

Year	Bowl	Site	W/L	UF Score	Opponent Score	MVP
1953	Gator	Jacksonville	W	Florida 14	Tulsa 13	J. "Papa" Hall
1958	Gator	Jacksonville	L	Florida 3	Ole Miss 7	Dave Hudson
1960	Gator	Jacksonville	W	Florida 13	Baylor 12	Larry Libertore
1962	Gator	Jacksonville	W	Florida 17	Penn State 7	Tommy Shannon
1966	Sugar	New Orleans	L	Florida 18	Missouri 20	Steve Spurrier
1967	Orange	Miami	W	Florida 27	Georgia Tech 12	Larry Smith
1969	Gator	Jacksonville	W	Florida 14	Tennessee 13	Mike Kelley
1973	Tangerine	Gainesville	L	Florida 7	Miami (OH) 16	
1974	Sugar	New Orleans	L	Florida 10	Nebraska 13	
1975	Gator	Jacksonville	L	Florida 0	Maryland 13	Sammy Green
1977	Sun	El Paso	L	Florida 14	Texas A&M 37	
1980	Tangerine	Orlando	W	Florida 35	Maryland 20	Cris Collinsworth
1981	Peach	Atlanta	L	Florida 6	West Virginia 26	
1982	Bluebonnet	Houston	L	Florida 24	Arkansas 28	Dwayne Dixon
1983	Gator	Jacksonville	W	Florida 14	Iowa 6	Tony Lilly
1987	Aloha	Honolulu	L	Florida 16	UCLA 20	Emmitt Smith
1988	All-American	Birmingham	W	Florida 14	Illinois 10	Emmitt Smith
1989	Freedom	Anaheim	L	Florida 7	Washington 34	Huey Richardson
1992	Sugar	New Orleans	L	Florida 28	Notre Dame 39	
1992	Gator	Jacksonville	W	Florida 27	N.C. State 10	Errict Rhett
1994	Sugar	New Orleans	W	Florida 41	West Virginia 7	Errict Rhett
1995	Sugar	New Orleans	L	Florida 17	Florida State 23	
1996	Fiesta	Tempe	L	Florida 24	Nebraska 62	
1997	Sugar	New Orleans	W	Florida 52	Florida State 20	Danny Wuerffel
1998	Citrus	Orlando	W	Florida 21	Penn State 6	Fred Taylor
1999	Orange	Miami	W	Florida 31	Syracuse 10	Travis Taylor
2000	Citrus	Orlando	L	Florida 34	Michigan State 37	
2001	Sugar	New Orleans	L	Florida 20	Miami (FL) 37	
2002	Orange	Miami	W	Florida 56	Maryland 23	Taylor Jacobs
2003	Outback	Tampa	L	Florida 30	Michigan 38	
2004	Outback	Tampa	L	Florida 17	Iowa 37	
2004	Chick-fil-A	Atlanta	L	Florida 10	Miami (FL) 27	
2006	Outback	Tampa	W	Florida 31	Iowa 24	Dallas Baker
2007	BCS Championship	Glendale	W	Florida 41	Ohio State 14	Chris Leak (off.) Derrick Harvey (def.)
2008	Capital One	Orlando	L	Florida 35	Michigan 41	
2009	BCS Championship	Miami	W	Florida 24	Oklahoma 14	Tim Tebow (off.) Carlos Dunlap (def.)
2010	Sugar	New Orleans	W	Florida 51	Cincinnati 24	Tim Tebow
2011	Outback	Tampa	W	Florida 37	Penn State 24	Ahmad Black
2012	Gator	Jacksonville	W	Florida 24	Ohio State 17	Andre Debose
2013	Sugar	New Orleans	L	Florida 23	Louisville 33	

Florida made its seventh BCS bowl game appearance in 2012, tied for the 4th-most among all schools.

BCS Appearances

Team	BCS App.	BCS Record	Championship Record
1. Ohio State	10	5*-4	1-2
2. Oklahoma	9	4-5	1-3
3. Florida State	8	2-5	2-2
4. FLORIDA	7	5-2	2-0
USC	7	5*-1	0*-1
6. Alabama	6	3-3	3-0
Virginia Tech	6	1-5	0-1
8. LSU	5	4-1	2-1
Michigan	5	2-3	0-0
Oregon	5	3-2	0-1
Stanford	5	2-3	0-0
Wisconsin	5	2-3	0-0

*Ohio State vacated 2011 Sugar Bowl win; USC vacated 2005 Orange Bowl win

BOWL HISTORY

1953 GATOR BOWL

Jan. 1, 1953 • Jacksonville, Fla. (Att. 30,000 Est.)

FLORIDA 14
TULSA 13

Florida 7 7 0 0-14
Tulsa 0 0 7 6-13

UF - Casares 2 run (Casares kick)
UF - Robinson to Hall 37 pass (Casares kick)
TUL - Roberts 3 run (Minor kick)
TUL - Waugh 2 run (Minor kick missed)

	FLORIDA	TULSA
First Downs	20	17
Rushes-Yards	54-233	50-182
Passing Yards	101	132
Att.-Comp.-Int.	11-7-1	16-10-1
Total Offense	334	314
Punts-Yards	1-38	4-31
Fumbles-Lost	4-4	2-1
Penalty Yards	34	84

INDIVIDUAL LEADERS

Rushing:

Florida - Hall 17-94, Casares 21-86, Long 9-32, Haddock 2-30.
Tulsa - Kercher 16-71, Waugh 15-65, Roberts 8-39, Kelly 4-17, Halladay 5-15.

Passing:

Florida - Dickey 4-5-0-68-0 TD, Robinson 3-6-1-33-0 TD.
Tulsa - Morris 10-16-1-132-0 TD.

Receiving:

Florida - Hall 2-60, Casares 1-7, O'Brien 2-23.
Tulsa - Miney 6-77, Roberts 3-41, Halladay 1-14.

1958 GATOR BOWL

Dec. 27, 1958 • Jacksonville, Fla. (Att. 41,000 Est.)

OLE MISS 7
FLORIDA 3

Ole Miss 7 0 0 0-7
Florida 3 0 0 0-3

MISS - Anderson 1 run (kick good)
UF - Booker 17-yard FG

	OLE MISS	FLORIDA
First Downs	9	12
Rushes-Yards	41-157	42-157
Passing Yards	27	58
Att.-Comp.-Int.	7-2-0	11-5-5
Total Offense	184	215
Punts-Yards	10-34.4	7-44.1
Fumbles-Lost	5-2	5-3
Penalties-Yards	2-10	3-35

INDIVIDUAL LEADERS

Rushing:

Ole Miss - Anderson 9-62, Lovelace 7-28, Flowers 4-20.
Florida - Newbern 5-59, Milby 10-35, Giles 3-20, Deal 6-18.

Passing:

Ole Miss - Franklin 2-7-0-27-0 TD.
Florida - Dunn 5-11-1-58-0 TD.

Receiving:

Ole Miss - Grantham 1-15, Daniels 1-12.
Florida - Hudson 3-32, Dilts 1-3, Partin 1-13.

1960 GATOR BOWL

Dec. 31, 1960 • Jacksonville, Fla. (Att. 50,122)

FLORIDA 13
BAYLOR 12

Florida 0 13 0 0-13
Baylor 0 0 0 12-12

UF - Goodman 3 run (Cash kick)
UF - Travis fumble recovery in endzone (Cash kick missed)
BAY - Ply to Goodwin 12 pass (Corley kick missed)
BAY - Bull 3 run (Ply pass incomplete)

	FLORIDA	BAYLOR
First Downs	11	15
Rushes-Yards	52-176	37-40
Passing Yards	57	211
Att.-Comp.-Int.	8-5-0	27-13-0
Total Offense	233	251
Punts-Yards	7-37.0	5-33.0
Fumbles-Lost	3-1	4-3
Penalties-Yards	6-70	1-5

INDIVIDUAL LEADERS

Rushing:

Florida - Libertore 14-61, Goodman 10-28, Infante 6-24.
Baylor - Bull 14-53, Ply 14-5, Tate 1-5.

Passing:

Florida - Dodd 3-5-0-21-0 TD, Libertore 2-3-0-36-0 TD.
Baylor - Ply 12-24-0-161-1 TD, Stanley 1-3-0-49-0 TD.

Receiving:

Florida - Infante 3-47.
Baylor - Goodwin 7-129-1 TD, David 3-33.

1962 GATOR BOWL

Dec. 30, 1962 • Jacksonville, Fla. (Att. 50,286)

FLORIDA 17
PENN STATE 7

Florida 3 7 0 7-17
Penn State 0 7 0 0-7

UF - Lyle 43-yard FG
UF - Shannon to Dupree 1 pass (Hall kick)
PSU - Liske 1 run (Crates kick)
UF - Shannon to Clarke 19 pass (Hall kick)

	FLORIDA	PENN ST.
First Downs	14	8
Rushing Yards	162	89
Passing Yards	86	50
Att.-Comp.-Int.	13-18-1	18-6-1
Total Offense	248	139
Punts-Yards	6-33.7	6-40.8
Fumbles	4	3
Penalty Yards	42	43

INDIVIDUAL LEADERS

Rushing:

Florida - Dupree 25-66, Mack 10-33, Shannon 12-26.
Penn State - Hayes 10-25, Kochman 6-51.

Passing:

Florida - Shannon 7-9-1-79-2 TD, Batten 1-4-0-7-0 TD.
Penn State - Liske 6-18-1-54-0 TD.

Receiving:

Florida - Clarke 2-27, Brown 3-25.
Penn State - Powell 4-40.

1966 SUGAR BOWL

Jan. 1, 1966 • New Orleans, La. (Att. 67,421)

MISSOURI 20
FLORIDA 18

Missouri 0 17 3 0-20
Florida 0 0 0 18-18

MIZZOU - Brown 16 run (Bates kick)
MIZZOU - Roland to Denny 1 pass (Bates kick)
MIZZOU - Bates 37-yard FG
MIZZOU - Bates 34-yard FG
UF - Spurrier to Harper 22 pass (pass failed)
UF - Spurrier 2 run (pass failed)
UF - Spurrier to Casey 21 pass (pass failed)

	MISSOURI	FLORIDA
First Downs	18	18
Rushes-Yards	62-257	16-(-2)
Passing Yards	50	352
Att.-Comp.-Int.	14-5-1	46-27-1
Total Offense	307	350
Punts-Yards	5-44.0	6-32.5
Fumbles	2-2	1-1
Penalty Yards	2-30	3-25

INDIVIDUAL LEADERS

Rushing:

Missouri - Brown 23-121-1 TD, Lane 19-76.
Florida - Poe 2-11, Spurrier 7-(-9).

Passing:

Missouri - Lane 4-13-1-39-1 TD.
Florida - Spurrier 22-45-1-352-2 TD.

Receiving:

Missouri - Phelps 2-11, Walker 1-14.
Florida - Casey 5-108-1 TD, Brown 9-88, Harper 4-66-1 TD, Trapp 5-53.

1967 ORANGE BOWL

Jan. 1, 1967 • Miami, Fla. (Att. 73,426)

FLORIDA 27
GEORGIA TECH 12

Florida 0 7 7 13-27
Georgia Tech 6 0 0 6-12

GT - King to Bangham 10 pass (run failed)
UF - McKeel run (Barfield kick)
UF - Smith 94 run (Barfield kick)
UF - McKeel 1 run (Barfield kick)
GT - Good 25 run (pass failed)
UF - Wages to Coone 25 pass (pass failed)

	FLORIDA	GA. TECH
First Downs	22	17
Rushing Yards	284	197
Passing Yards	165	122
Att.-Comp.-Int.	32-15-1	22-8-1
Total Offense	449	319
Punts-Yards	7-36	8-42
Fumbles	1	1
Penalty Yards	32	42

INDIVIDUAL LEADERS

Rushing:

Florida - Hall 17-94, Casares 21-86, Smith 23-187, McKeel 13-30, Barfield 3-28, Spurrier 4-14.
Georgia Tech - Snow 24-110, Good 3-34.

(continued on next page)

BOWL HISTORY

1967 Orange Bowl (cont.)

Passing:
Florida - Spurrier 30-14-1-160-0TD, Wages 2-1-0-5-1TD.
Georgia Tech - King 16-8-3-42-1TD.
Receiving:
Florida - Trapp 5-43, Coone 3-33, Edwards 4-30.
Georgia Tech - Smith 2-32.

1969 GATOR BOWL

Dec. 27, 1969 • Jacksonville, Fla. (Att. 72,248)

FLORIDA 14
TENNESSEE 13

Florida 7 0 7 0-14
Tennessee 0 10 0 3-13
UF - Kelley 8 fumble return (Franco kick)
UT - Scott to McClain 63 pass (Hunt kick)
UT - Hunt FG
UF - Reaves to Alvarez 9 pass (Franco kick)
UT - Hunt 26-yard FG

	FLORIDA	TENNESSEE
First Downs	15	23
Rushing Yards	90	213
Passing Yards	161	174
Att.-Comp.-Int.	26-15-0	34-12-2
Total Offense	251	387
Punts-Yards	7-31.0	2-15.0
Fumbles	1	1
Penalty Yards	58	23

INDIVIDUAL LEADERS

Rushing:
Florida - Durrance 22-62, Walker 10-33, Rich 1-2.
Tennessee - Watson 25-121, McLeary 8-23, Scott 10-19, Patterson 8-40.
Passing:
Florida - Reaves 15-26-0-161-1TD.
Tennessee - Scott 12-34-2-174-1TD.
Receiving:
Florida - Maliska 6-54, Alvarez 4-51 Rich 2-3.
Tennessee - Kreis 4-82, McClain 2-58.

1973 TANGERINE BOWL

Dec. 22, 1973 • Gainesville, Fla. (Att. 37,234)

MIAMI (Ohio) 16
FLORIDA 7

Miami (Ohio) 3 0 10 3-16
Florida 0 0 0 7-7
MU - Draught 27-yard FG
MU - Draught 26-yard FG
MU - Varner 3 run (Draught kick)
MU - Draught 45-yard FG
UF - Moore 1 run (Posey kick)

	MIAMI (Ohio)	FLORIDA
First Downs	14	12
Rushes-Yards	70-239	37-90
Passing Yards	6	99
Att.-Comp.-Int.	8-1-0	21-9-4
Total Offense	245	189
Punts-Yards	10-33.0	6-14.0
Fumbles-Lost	2-1	4-3
Penalties-Yards	3-39	3-27

INDIVIDUAL LEADERS

Rushing:
Miami (Ohio) - Varner 28-156, Hitchins 20-62, Smith 12-47.
Florida - Moore 16-101, Richards 7-49, Kendrick 6-7.
Passing:
Miami (Ohio) - Sanna 1-8-0-6-0TD.
Florida - Gaffney 3-9-2-25-0TD, Davis 1-3-2-8-0TD, Bowden 4-9-0-35-0TD.
Receiving:
Miami (Ohio) - Williams 1-6.
Florida - Moore 3-30, Foldberg 2-25, McGriff 2-13.

1974 SUGAR BOWL

Dec. 31, 1974 • New Orleans, La. (Att. 67,890)

NEBRASKA 13
FLORIDA 10

Nebraska 0 0 0 13-13
Florida 7 3 0 0-10
UF - Green 21 run (Posey kick)
UF - Posey 40-yard FG
NU - Anthony 2 run (Coyle kick)
NU - Coyle 37-yard FG
NU - Coyle 39-yard FG

	NEBRASKA	FLORIDA
First Downs	18	13
Rushes-Yards	60-304	55-178
Passing Yards	16	97
Att.-Comp.-Int.	14-2-4	10-5-1
Total Offense	320	275
Fumbles	3-1	3-1
Penalties-Yards	2-17	5-41

INDIVIDUAL LEADERS

Rushing:
Nebraska - Davis 17-126, Anthony 15-64, O'Leary 18-50.
Florida - Dubose 17-84, Green 14-73, Richards 6-22.
Passing:
Nebraska - Humm 2-12-4-16-0TD.
Florida - Gaffney 5-10-1-97-0TD.
Receiving:
Nebraska - Westbrook 2-16.
Florida - McGriff 2-52, Darby 1-32.

1975 GATOR BOWL

Dec. 29, 1975 • Jacksonville, Fla. (Att. 64,012)

MARYLAND 13
FLORIDA 0

Maryland 7 3 0 3-13
Florida 0 0 0 0-0
MD - Dick to Hoover 19 pass (Sochko kick)
MD - Sochko 20-yard FG
MD - Sochko 27-yard FG

	MARYLAND	FLORIDA
First Downs	15	14
Rushes-Yards	52-209	54-182
Passing Yards	82	28
Att.-Comp.-Int.	16-7-0	19-3-3
Total Offense	291	210
Fumbles	0-0	1-1
Penalties-Yards	5-47	6-48

INDIVIDUAL LEADERS

Rushing:
Maryland - Atkins 20-127, Jennings 9-53, Wilson 10-33.

Florida - Dubose 18-95, Green 13-31, Fisher 6-21, Gaffney 9-13.

Passing:
Maryland - Dick 5-13-0-67-0TD, Manges 2-3-0-15-0TD.
Florida - Gaffney 1-7-2-(-5)-0TD, Fisher 2-12-1-33-0TD.
Receiving:
Maryland - Hoover 2-24, Wilson 2-12, Jennings 2-15.
Florida - LeCount 1-25, Enclave 1-8.

1977 SUN BOWL

Jan. 2, 1977 • El Paso, Texas (Att. 33,252)

TEXAS A&M 37
FLORIDA 14

Texas A&M 3 13 8 13-37
Florida 0 0 7 7-14
TAMU - Franklin 39-yard FG
TAMU - Walker 9 run (Franklin kick)
TAMU - Franklin 62-yard FG
TAMU - Franklin 33-yard FG
TAMU - Woodard 1 run (Woodard run)
UF - Chandler 29 run (Posey kick)
TAMU - Woodard 4 run (Franklin kick)
UF - LeCount 1 run (Posey kick)
TAMU - Walker to Woodard 15 pass (Franklin kick missed)

	TEXAS A&M	FLORIDA
First Downs	20	14
Rushing Yards	241	172
Passing Yards	122	58
Att.-Comp.-Int.	19-11-0	24-7-1
Total Offense	363	230
Fumbles-Lost	3-3	6-4
Penalties-Yards	6-33	4-26

INDIVIDUAL LEADERS

Rushing:
Texas A&M - Woodard 25-124, Dickey 15-50.
Florida - Bronson 10-64, Chandler 2-38, LeCount 11-35.
Passing:
Texas A&M - Woodard 11-18-0-122-1TD.
Florida - Fisher 5-13-1-42-0TD.
Receiving:
Texas A&M - Woodard 4-25, Haack 3-42.
Florida - Chandler 2-29.

1980 TANGERINE BOWL

Dec. 20, 1980 • Orlando, Fla. (Att. 52,541)

FLORIDA 35
MARYLAND 20

Florida 0 14 14 7-35
Maryland 3 6 11 0-20
MD - Castro 35-yard FG
UF - Peace to Collinsworth 24 pass (Clark kick)
MD - Castro 27-yard FG
UF - Jones 2 run (Clark kick)
MD - Wysocki 1 run (Tice run)
MD - Castro 43-yard FG
UF - Peace 1 run (Clark kick)
UF - Peace to Collinsworth 21 pass (Clark kick)
UF - Brown 2 run (Clark kick)

	FLORIDA	MARYLAND
First Downs	16	19
Rushes-Yards	35-108	54-181

Passing Yards	271	155
Att.-Comp.-Int.	34-20-1	26-15-3
Total Offense	379	336
Fumbles-Lost	1-0	4-2
Penalties-Yards	11-108	6-44

INDIVIDUAL LEADERS

Rushing:

Florida - Brown 16-71, Peace 6-12.
Maryland - Wysocki 39-159, Fasano 3-14.

Passing:

Florida - Peace 20-34-1-271-2 TD.
Maryland - Tice 11-23-3-129-0 TD.

Receiving:

Florida - Collinsworth 8-166, Young 8-66.
Maryland - Havener 4-83, Seivers 3-24.

1981 PEACH BOWL

Dec. 31, 1981 • Atlanta, Ga. (Att. 37,582)

WEST VIRGINIA 26
FLORIDA 6

West Virginia	7	9	3	7-26
Florida	0	0	0	6-6
WVU - Luck to Walczak 2 pass (Woodside kick)				
WVU - Woodside 30-yard FG				
WVU - Woodside 42-yard FG				
WVU - Woodside 49-yard FG				
WVU - Woodside 24-yard FG				
WVU - Walczak 1 run (Woodside kick)				
UF - Hewko to Faulkner 22 pass (pass failed)				

	WEST VA.	FLORIDA
First Downs	19	10
Rushes-Yards	51-94	34-(-30)
Passing Yards	107	135
Att.-Comp.-Int.	23-14-1	20-11-2
Total Offense	201	105
Punts-Yards	5-33	6-40
Penalties-Yards	4-17	4-39

INDIVIDUAL LEADERS

Rushing:

West Virginia - Cornwell 26-97, Beck 8-37, Walczak 8-35.
Florida - Jones 9-25, Brown 3-8.

Passing:

West Virginia - Luck 14-23-1-107-1 TD.
Florida - Peace 6-13-2-47-0 TD, Hewko 5-7-0-88-1 TD.

Receiving:

West Virginia - Walczak 8-75, Hollins 2-18.
Florida - Mularkey 2-36, Land 2-28, Jackson 4-25.

1982 BLUEBONNET BOWL

Dec. 31, 1982 • Houston, Texas (Att. 31,557)

ARKANSAS 28
FLORIDA 24

Arkansas	7	0	7	14-28
Florida	7	10	7	0-24
ARK - Anderson 6 run (Smith kick)				
UF - Hewko to Dixon 3 pass (Raymond kick)				
UF - Raymond 34-yard FG				
UF - Hewko to Dixon 13 pass (Raymond kick)				
ARK - Anderson 1 run (Smith kick)				
UF - Hewko to Dixon 17 pass (Raymond kick)				
ARK - Jones to Clark 5 pass (Smith kick)				

ARK - Jones 1 run (Smith kick)

	ARKANSAS	FLORIDA
First Downs	28	23
Rushes-Yards	69-356	42-171
Passing Yards	122	234
Att.-Comp.-Int.	12-7-1	29-19-1
Total Offense	478	405
Punts-Avg.	3-43.3	4-45.8
Fumbles-Lost	1-1	3-2
Penalties-Yards	5-36	6-50

INDIVIDUAL LEADERS

Rushing:

Arkansas - Anderson 26-161, Clark 17-77, Bowles 10-52.
Florida - Jones 12-89, Hampton 21-61, Williams 3-21.

Passing:

Arkansas - Taylor 5-7-1-123-0 TD, Jones 2-5-0-1 TD.
Florida - Hewko 19-28-0-234-3 TD, Jones 0-1-1-0-0 TD.

Receiving:

Arkansas - Anderson 3-37, White 1-40.
Florida - Dixon 8-106, Hampton 2-37, Faulkner 2-17.

1983 GATOR BOWL

Dec. 30, 1983 • Jacksonville, Fla. (Att. 81,293)

FLORIDA 14
IOWA 6

Florida	7	7	0	0-14
Iowa	0	3	3	0-6
UF - Anderson 1 run (Raymond kick)				
UI - Nichol 32-yard FG				
UF - Raymond 34-yard FG				
UF - Drew fumble recovery in endzone (Raymond kick)				
UI - Nichol 31-yard FG				

	FLORIDA	IOWA
First Downs	14	16
Rushes-Yards	44-168	40-114
Passing Yards	92	167
Att.-Comp.-Int.	22-9-2	30-13-4
Total Offense	260	281
Punts-Avg.	7-37.5	2-40.0
Fumbles-Lost	0-0	2-1
Penalties-Yards	12-105	7-44

INDIVIDUAL LEADERS

Rushing:

Florida - Anderson 17-84, Williams 10-68.
Iowa - Gill 10-83, Granger 9-37.

Passing:

Florida - Peace 9-22-2-92-0 TD.
Iowa - Long 13-29-4-167-0 TD.

Receiving:

Florida - Dixon 5-55.
Iowa - Harmon 6-90, Phillips 2-21.

1987 ALOHA BOWL

Dec. 25, 1987 • Honolulu, Hawaii (Att. 24,839)

UCLA 20
FLORIDA 16

UCLA	3	7	7	3-20
Florida	7	3	0	6-16
UCLA - Velasco 34-yard FG				
UF - Bell to Simmons 7 pass (McGinty kick)				
UF - McGinty 32-yard FG				

UCLA - Brown 1 run (Velasco kick)

UCLA - Aikman to Thompson 5 pass (Velasco kick)

UCLA - Velasco 32-yard FG

UF - Bell to Williams 14 pass (kick blocked)

	UCLA	FLORIDA
First Downs	15	24
Rushes-Yards	41-48	38-188
Passing Yards	173	188
Att.-Comp.-Int.	30-19-2	38-19-0
Total Offense	221	373
Punts-Avg.	6-35.0	4-18.0
Fumbles-Lost	1-0	3-3
Penalties-Yards	5-35	8-82

INDIVIDUAL LEADERS

Rushing:

UCLA - Ball 23-49, Brown 10-29.
Florida - Smith 17-128, Williams 8-43.

Passing:

UCLA - Aikman 19-30-2-173-1 TD.
Florida - Bell 19-38-0-188-2 TD.

Receiving:

UCLA - Anderson 4-52, Pickert 3-37.
Florida - Sneed 3-62, Odom 3-32, Simmons 3-20.

1988 ALL-AMERICAN BOWL

Dec. 29, 1988 • Birmingham, Ala. (48,218)

FLORIDA 14
ILLINOIS 10

Florida	7	0	0	7-14
Illinois	0	7	0	3-10
UF - Smith 55 run (Francis kick)				
UI - Jones 30 run (Higgins kick)				
UI - Higgins 44-yard FG				
UF - Smith 2 run (Francis kick)				

	FLORIDA	ILLINOIS
First Downs	12	17
Rushes-Yards	47-187	33-55
Passing Yards	69	194
Att.-Comp.-Int.	16-8-2	38-20-2
Total Offense	256	249
Punts-Avg.	4-29.8	7-35.3
Fumbles-Lost	1-1	1-1
Penalties-Yards	5-36	8-59

INDIVIDUAL LEADERS

Rushing:

Florida - Smith 18-159, McClendon 9-34.
Illinois - Jones 18-88.

Passing:

Florida - Morris 6-12-2-50-0 TD, Perry 2-3-0-19-0 TD.
Illinois - George 20-37-2-194-0 TD.

Receiving:

Florida - Barber 4-29, Smith 2-19.
Illinois - Bellamy 5-49, Williams 5-44.

BOWL HISTORY

1989 FREEDOM BOWL

Dec. 30, 1989 • Anaheim, Calif. (Att. 33,858)

WASHINGTON 34
FLORIDA 7

Washington 17 10 0 7-34
Florida 7 0 0 0-7

UW - Conklin to Bailey 21 pass (McCallum kick)
UF - Douglas 67 run (Francis kick)
UW - McCallum 21-yard FG
UW - Conklin to Riley 10 pass (McCallum kick)
UW - Fields blocked punt recovery (McCallum kick)
UW - McCallum 32-yard FG
UW - Brunell 21 run (McCallum kick)

	WASH.	FLORIDA
First Downs	28	10
Rushes-Yards	45-191	25-83
Passing Yards	242	148
Att.-Comp.-Int.	44-24-0	28-11-1
Total Offense	433	231
Fumbles-Lost	0-0	7-3
Penalties-Yards	9-86	9-85
Possession Time	41:52	18:08

INDIVIDUAL LEADERS

Rushing:

Washington - Lewis 27-97, Turner 7-38.
Florida - Douglas 9-65, Smith 7-17.

Passing:

Washington - Conklin 21-39-0-217-2 TD, Brunell 3-5-0-25-0 TD.
Florida - Douglas 8-18-1-91-0 TD, L. Smith 3-10-0-57-0 TD.

Receiving:

Washington - McKay 5-83, Lewis 6-44, Ames 5-29.
Florida - Barber 2-41, McClendon 1-36, Mills 3-31.

1992 SUGAR BOWL

Jan. 1, 1992 • New Orleans, La. (Att. 76,447)

NOTRE DAME 39
FLORIDA 28

Notre Dame 0 7 10 22-39
Florida 10 6 0 12-28

UF - Matthews to Jackson 15 pass (Czyzewski kick)
UF - Czyzewski 26-yard FG
UF - Czyzewski 24-yard FG
ND - Mirer to Dawson 40 pass (Hentrich kick)
UF - Czyzewski 36-yard FG
ND - Pendergast 32-yard FG
ND - Mirer to I. Smith 4 pass (Hentrich kick)
UF - Czyzewski 37-yard FG
UF - Czyzewski 24-yard FG
ND - Bettis 4 run (Mirer pass good)
ND - Bettis 49 run (Pendergast kick)
UF - Matthews to Houston 36 pass (Matthews pass failed)
ND - Bettis 39 run (Pendergast kick)

	NOTRE DAME	FLORIDA
First Downs	23	29
Rushes-Yards	49-279	33-141
Passing Yards	154	370
Att.-Comp.-Int.	19-14-1	58-28-2
Total Offense	433	511
Fumbles-Lost	4-3	0-0
Penalties-Yards	3-15	4-40
Possession Time	29:00	31:00

INDIVIDUAL LEADERS

Rushing:

Notre Dame - Bettis 16-150, Culver 13-93, Brooks 13-68.
Florida - Rhett 15-63, McClendon 7-34.

Passing:

Notre Dame - Mirer 14-19-1-154-2 TD.
Florida - Matthews 28-58-2-370-2 TD.

Receiving:

Notre Dame - T. Smith 7-75, Dawson 2-49.
Florida - Jackson 8-148, Houston 3-52, Sullivan 4-47.

1992 GATOR BOWL

Dec. 31, 1992 • Jacksonville, Fla. (Att. 71,233)

FLORIDA 27
N.C. STATE 10

Florida 0 10 10 7-27
N.C. State 0 0 3 7-10

UF - Davis 34-yard FG
UF - Matthews 1 run (Davis kick)
UF - Matthews to Jackson 17 pass (Davis kick)
NCST - Videtich 23-yard FG
UF - Davis 42-yard FG
NCST - Jordan to Shaw 11 pass (Videtich kick)
UF - Matthews to Houston 34 pass (Davis kick)

	FLORIDA	N.C. STATE
First Downs	26	13
Rushes-Yards	50-198	25-54
Passing Yards	247	213
Att.-Comp.-Int.	39-19-2	42-22-1
Total Offense	445	267
Fumbles-Lost	3-2	2-1
Penalties-Yards	6-44	1-10
Possession Time	33:43	26:17

INDIVIDUAL LEADERS

Rushing:

Florida - Rhett 39-192, Matthews 8-8.
N.C. State - Barbour 11-50, George 1-5.

Passing:

Florida - Matthews 19-38-0-247-2 TD.
N.C. State - Jordan 22-42-2-213-1 TD.

Receiving:

Florida - Rhett 7-42, Jackson 3-42.
N.C. State - Lawrence 5-77, Auer 5-48, Shaw 5-33.

1994 SUGAR BOWL

Jan. 1, 1994 • New Orleans, La. (Att. 75,437)

FLORIDA 41
WEST VIRGINIA 7

Florida 7 14 11 6-41
West Virginia 7 0 0 0-7

WVU - Kelchner to Kearney 32 pass (Mazzone kick)
UF - Rhett 3 run (Davis kick)
UF - Wright 52 interception return (Davis kick)
UF - Dean to Jackson 39 pass (Davis kick)
UF - Rhett 2 run (Davis kick)
UF - Rhett 1 run (Davis kick)
UF - Davis 43-yard FG
UF - Davis 26-yard FG

	FLORIDA	WEST VA.
First Downs	30	16
Rushes-Yards	48-201	31-122

Passing Yards	280	143
Att.-Comp.-Int.	39-24-1	40-16-1
Total Offense	482	265
Fumbles-Lost	2-1	2-1
Penalties-Yards	5-43	8-71
Possession Time	33:22	26:38

INDIVIDUAL LEADERS

Rushing:

Florida - Rhett 25-105, Foy 10-50, Bilkie 2-11.
West Virginia - Walker 13-59, Woodard 2-18, Kelchner 5-11.

Passing:

Florida - Dean 22-37-1-244-1 TD, Kresser 2-2-0-26-0 TD.
West Virginia - Kelchner 13-27-0-123-1 TD, Studstill 3-11-1-20-0 TD.

Receiving:

Florida - W. Jackson 9-131, Houston 2-38, J. Jackson 3-32.
West Virginia - Kearney 4-59, Baker 4-46.

1995 SUGAR BOWL

Jan. 2, 1995 • New Orleans, La. (Att. 76,224)

FLORIDA STATE 23
FLORIDA 17

Florida State 3 17 3 0-23
Florida 3 7 0 7-17

FSU - Mowrey 21-yard FG
UF - Davis 26-yard FG
FSU - Dunn to Ellison 73 pass (Mowrey kick)
FSU - Kanell to McCorvey 16 pass (Mowrey kick)
UF - Wuerffel to Hilliard 82 pass (Davis kick)
FSU - Mowrey 24-yard FG
FSU - Mowrey 45-yard FG
UF - Wuerffel 1 run (Davis kick)

	FLORIDA ST.	FLORIDA
First Downs	21	23
Rushes-Yards	30-76	29-5
Passing Yards	325	449
Att.-Comp.-Int.	41-24-0	43-30-1
Total Offense	401	454
Fumbles-Lost	0-0	2-2
Penalties-Yards	7-62	8-57
Possession Time	27:56	32:04

INDIVIDUAL LEADERS

Rushing:

Florida State - Dunn 14-58, Crockett 5-19.
Florida - Williams 10-27, Taylor 8-18.

Passing:

Florida State - Kanell 23-40-0-252-1 TD, Dunn 1-1-0-73-1 TD.
Florida - Wuerffel 28-39-1-394-1 TD, Kresser 1-2-0-3-0 TD.

Receiving:

Florida State - Ellison 4-102, McCorvey 4-84, Green 4-74.
Florida - Jackson 6-128, Hilliard 3-119, Anthony 8-57.

1996 FIESTA BOWL

Jan. 2, 1996 • Tempe, Ariz. (Att. 79,864)

NEBRASKA 62
FLORIDA 24

Nebraska 6 29 14 13 - 62

Florida 10 0 8 6 - 24

UF - Edmiston 23-yard FG**NU** - Frazier to Phillips 16 pass (kick blocked)**UF** - Wuerffel 1 run (Edmiston kick)**NU** - Phillips 42 run (Brown kick)**NU** - Wuerffel sacked by Williams for a safety**NU** - Green 1 run (Brown kick)**NU** - Brown 26-yard FG**NU** - Booker 42-yard interception return (Brown kick)*1996 Fiesta Bowl (cont.)***NU** - Brown 24-yard FG**NU** - Frazier 35 run (Brown kick)**UF** - Wuerffel to Hilliard 35 pass (Wuerffel pass good)**NU** - Frazier 75 run (Brown kick)**NU** - Phillips 15 run (kick blocked)**NU** - Berringer 1 run (Retzlaff kick)**UF** - Anthony 93 kickoff return (Wuerffel pass failed)

	NEBRASKA	FLORIDA
First Downs	27	15
Rushes-Yards	68-524	21-(-28)
Passing Yards	105	297
Att.-Comp.-Int.	15-6-2	38-20-3
Total Offense	629	269
Fumbles-Lost	1-0	1-1
Penalties-Yards	4-30	9-78
Possession Time	35:17	24:43

INDIVIDUAL LEADERS**Rushing:***Nebraska* - Frazier 16-199, Phillips 25-165, Green 9-68.*Florida* - Williams 6-6, T. Jackson 4-4.**Passing:***Nebraska* - Frazier 6-14-2-105-1 TD, Phillips 0-1-0-0-0 TD.*Florida* - Wuerffel 17-31-3-255-1 TD, Kresser 3-7-0-42-0 TD.**Receiving:***Nebraska* - Johnson 2-43, Holbein 1-33.*Florida* - Doering 8-123, Hilliard 6-100, Anthony 2-40.**1997 SUGAR BOWL**

Jan. 2, 1997 • New Orleans, La. (Att. 78,344)

FLORIDA 52
FLORIDA STATE 20

Florida 10 14 14 14 - 52

Florida State 3 14 3 0 - 20

UF - Wuerffel to Hilliard 9 pass (Edmiston kick)**FSU** - Bentley 43-yard FG**UF** - Edmiston 32-yard FG**UF** - Taylor 2 run (Edmiston kick)**FSU** - Busby to Green 29 pass (Bentley kick)**UF** - Wuerffel to Hilliard 31 pass (Edmiston kick)**FSU** - Dunn 12 run (Bentley kick)**FSU** - Bentley 45-yard FG**UF** - Wuerffel to Hilliard 8 pass (Edmiston kick)**UF** - Wuerffel 16 run (Edmiston kick)**UF** - Jackson 42 run (Edmiston kick)**UF** - Jackson 1 run (Edmiston kick)

	FLORIDA	FLORIDA ST.
First Downs	26	13
Rushes-Yards	43-168	21-42
Passing Yards	306	271
Att.-Comp.-Int.	34-18-1	42-17-2
Total Offense	474	313
Fumbles-Lost	1-0	2-0
Penalties-Yards	15-102	14-115
Possession Time	36:27	23:33

INDIVIDUAL LEADERS**Rushing:***Florida* - Jackson 12-118, Taylor 18-60.*Florida State* - Dunn 9-28, Warrick 1-12.**Passing:***Florida* - Wuerffel 18-34-1-306-3 TD.*Florida State* - Busby 17-41-1-271-1 TD, Kendra 0-1-1-0-0 TD.**Receiving:***Florida* - Hilliard 7-150, Green 5-79, Anthony 4-50.*Florida State* - Green 3-86, Cooper 4-82, Messam 5-48.**1998 FLORIDA CITRUS BOWL**

Jan. 1, 1998 • Orlando, Fla. (Att. 67,919)

FLORIDA 21
PENN STATE 6

Florida 14 0 0 7 - 21

Penn State 0 3 3 0 - 6

UF - Brindise 1 run (Cooper kick)**UF** - Johnson to Green 35 pass (Cooper kick)**PSU** - Forney 42-yard FG**PSU** - Forney 30-yard FG**UF** - Palmer to Green 37 pass (Cooper kick)

	FLORIDA	PENN ST.
First Downs	23	9
Rushes-Yards	59-254	29-47
Passing Yards	143	92
Att.-Comp.-Int.	19-9-2	32-10-3
Total Offense	397	139
Fumbles-Lost	1-1	0-0
Penalties-Yards	5-46	1-5
Possession Time	35:07	24:53

INDIVIDUAL LEADERS**Rushing:***Florida* - Taylor 43-234, Carroll 9-28.*Penn State* - Eberly 14-53, Watson 4-5.**Passing:***Florida* - Johnson 5-12-1-77-1 TD, Brindise 3-6-1-29-0 TD,

Palmer 1-1-0-37-1 TD.

Penn State - McQueary 10-32-3-92-0 TD.**Receiving:***Florida* - Green 2-72, McGriff 1-19, Taylor 1-19.*Penn State* - Natasi 2-26, Brown 3-25, Watson 2-15.

BOWL HISTORY

1999 ORANGE BOWL

Jan. 2, 1999 • Miami, Fla. (Att. 67,919)

FLORIDA 31
SYRACUSE 10

Florida 14 14 14 3-31

Syracuse 0 3 0 7-10

UF - Johnson to Taylor 51 pass (Chandler kick)

UF - Johnson to Taylor 26 pass (Chandler kick)

SYR - Trout 36-yard FG

UF - Palmer to Kinney 4 pass (Chandler kick)

UF - Palmer 2 run (Chandler kick)

UF - Chandler 32-yard FG

SYR - McNabb to Jackson 62 pass (Trout kick)

	FLORIDA	SYRACUSE
First Downs	18	18
Rushes-Yards	36-133	36-129
Passing Yards	308	192
Att.-Comp.-Int.	31-22-0	30-14-1
Total Offense	441	321
Fumbles Lost	0	3
Penalties-Yards	11-76	2-20
Possession Time	31:48	28:12

INDIVIDUAL LEADERS

Rushing:

Florida - Jackson 21-108, Taylor 2-16.

Syracuse - McNabb 20-72, Brown 5-31.

Passing:

Florida - Johnson 12-17-0-195-2 TD, Palmer 10-14-0-113-1 TD.

Syracuse - McNabb 14-30-1-192-1 TD.

Receiving:

Florida - Taylor 7-159, Karim 4-79, Jackson 4-27.

Syracuse - Jackson 1-62, Johnson 4-49, Daniel 4-34.

2000 FLORIDA CITRUS BOWL

Jan. 1, 2000 • Orlando, Fla. (Att. 62,011)

MICHIGAN STATE 37
FLORIDA 34

Michigan St. 3 17 6 11-37

Florida 7 14 6 7-34

MSU - Edinger 46-yard FG

UF - Johnson to Taylor 12 pass (Chandler kick)

MSU - Burke to Burress 37 pass (Edinger kick)

MSU - Turner 24-yard fumble return (Edinger kick)

UF - Johnson to Taylor 8 pass (Chandler kick)

MSU - Edinger 20-yard FG

UF - Johnson 1 run (Chandler kick)

MSU - Burke to Burress 21 pass (Burke pass failed)

UF - Johnson to Taylor 39 pass (Johnson pass failed)

UF - Gillespie 2 run (Chandler kick)

MSU - Burke to Burress 30 pass (Burke pass good)

MSU - Edinger 39-yard FG

	MICHIGAN ST.	FLORIDA
First Downs	25	27
Rushes-Yards	40-187	30-113
Passing Yards	257	300
Att.-Comp.-Int.	35-21-2	51-25-0
Total Offense	400	367
Fumbles Lost	1	2
Penalties-Yards	7-80	10-100
Possession Time	32:49	27:11

INDIVIDUAL LEADERS

Rushing:

Michigan State - Clemons 20-105, Duckett 14-77.

Florida - Gillespie 14-74, Carroll 5-14.

Passing:

Michigan State - Burke 21-35-2-257-3 TD.

Florida - Johnson 24-50-0-288-3 TD.

Receiving:

Michigan State - Burress 13-185, Baker 2-21.

Florida - Taylor 11-156, Jackson 5-61, Willis 4-53.

2001 SUGAR BOWL

Jan. 2, 2001 • New Orleans, La. (Att. 64,407)

MIAMI (FLA.) 37
FLORIDA 20

Miami (Fla.) 10 3 14 10-37

Florida 7 3 7 3-20

UF - Grossman to Wells 23 pass (Chandler kick)

UM - Sievers 44-yard FG

UM - Dorsey to Shockey 8 pass (Sievers kick)

UM - Sievers 29-yard FG

UF - Chandler 51-yard FG

UF - Graham 36 run (Chandler kick)

UM - Dorsey to Williams 19 pass (Sievers kick)

UM - Dorsey to Davenport 2 pass (Sievers kick)

UF - Chandler 26-yard FG

UM - Sievers 29-yard FG

UM - Davenport 3 run (Sievers kick)

	MIAMI	FLORIDA
First Downs	28	25
Rushes-Yards	43-198	20-155
Passing Yards	270	312
Att.-Comp.-Int.	40-22-2	51-24-3
Total Offense	454	452
Fumbles Lost	0	0
Penalties-Yards	11-109	9-79
Possession Time	35:19	24:41

INDIVIDUAL LEADERS

Rushing:

Miami - Portis 18-97, Jackson 12-62, Davenport 6-17.

Florida - Graham 15-136.

Passing:

Miami - Dorsey 22-40-2-270-3 TD.

Florida - Grossman 18-41-2-252-1 TD, Palmer 6-10-1-60-0 TD.

Receiving:

Miami - Moss 6-89, Wayne 3-49, Shockey 4-47.

Florida - Caldwell 6-110, Gaffney 7-75, Graham 4-43.

2002 ORANGE BOWL

Jan. 2, 2002 • Miami, Fla. (Att. 73,640)

FLORIDA 56
MARYLAND 23

Florida 14 14 21 7-56
 Maryland 7 3 0 13-23

UF - Graham 1 run (Chandler kick)
UF - Berlin to Jacobs 46 pass (Chandler kick)
MD - Hill to Williams 64 pass (Novak kick)
MD - Novak 20-yard FG
UF - Grossman to Jacobs 15 pass (Chandler kick)
UF - Grossman to Gaffney 4 pass (Chandler kick)
UF - Gillespie 11 run (Chandler kick)
MD - Riley 1 run (Novak kick)
UF - Grossman to Perez 10 pass (Chandler kick)
MD - Riley 10 run (Hill pass failed)

	FLORIDA	MARYLAND
First Downs	30	19
Rushes-Yards	25-203	40-103
Passing Yards	456	257
Att.-Comp.-Int.	49-33-2	39-23-1
Total Offense	659	360
Fumbles-Lost	2-1	0-0
Penalties-Yards	6-43	4-20
Possession Time	28:26	31:34

INDIVIDUAL LEADERS**Rushing:**

Florida - Graham 16-149, Gillespie 4-63.

Maryland - Hill 11-31, Riley 9-23.

Passing:

Florida - Grossman 20-28-0-248-3 TD, Berlin 11-19-2-196-1 TD, Creveling 2-2-0-12-0 TD.

Maryland - Hill 23-39-1-257-1 TD.

Receiving:

Florida - Jacobs 10-170, Gaffney 7-118, Caldwell 4-47.

Maryland - Williams 4-91, Parson 4-46, Murphy 5-42.

2003 OUTBACK BOWL

Jan. 1, 2003 • Tampa, Fla. (Att. 65,101)

MICHIGAN 38
FLORIDA 30

Michigan 7 14 14 3-38
 Florida 0 16 7 7-30

UM - Perry 4 run (Finley kick)
UF - Graham 2 run (Leach kick)
UF - Graham 1 run (Carthon rush failed)
UM - Perry 1 run (Finley kick)
UF - Leach 29-yard FG
UM - Navarre to Bellamy 8 pass (Finley kick)
UF - Grossman to Ratliff 33 pass (Leach kick)
UM - Perry 7 run (Finley kick)
UM - Perry 12 run (Finley kick)
UF - Grossman to Walker 3 pass (Leach kick)
UM - Finley 33-yard FG

2003 Outback Bowl (cont.)

	MICHIGAN	FLORIDA
First Downs	17	28
Rushes-Yards	37-104	43-183
Passing Yards	319	323
Att.-Comp.-Int.	37-21-0	42-21-1
Total Offense	423	506
Fumbles-Lost-Int.	0-0	2-1
Penalties-Yards	3-23	6-38
Possession Time	32:39	27:21

INDIVIDUAL LEADERS**Rushing:**

Michigan - Perry 28-85, Bellamy 2-20.

Florida - Graham 22-120, Carthon 6-56.

Passing:

Michigan - Navarre 21-36-0-319-1 TD.

Florida - Grossman 21-41-0-323-2 TD, Brown 0-1-1-0-0 TD.

Receiving:

Michigan - Edwards 4-110, Perry 6-108, Joppru 6-80.

Florida - Jacobs 7-88, Carthon 3-65, Kight 3-52.

2004 OUTBACK BOWL

Jan. 1, 2004 • Tampa, Fla. (Att. 65,372)

IOWA 37
FLORIDA 17

Iowa 7 13 14 3-37
 Florida 7 0 3 7-17

UF - Leak to Kight 70 pass (Leach kick)
UI - Chandler to Brown 3 pass (Kaeding kick)
UI - Kaeding 47-yard FG
UI - Chandler 5 run (Kaeding kick)
UI - Kaeding 32-yard FG
UI - Melloy 0-yard blocked punt return (Kaeding kick)
UF - Leach 48-yard FG
UI - Russell 34 run (Kaeding kick)
UI - Kaeding 38-yard FG
UF - Leak to Baker 25 pass (Leach kick)

	IOWA	FLORIDA
First Downs	22	16
Rushes-Yards	49-238	28-57
Passing Yards	170	268
Att.-Comp.-Int.	26-13-0	41-22-1
Total Offense	408	325
Fumbles-Lost	1-0	1-0
Penalties-Yards	3-15	4-43
Possession Time	34:10	25:50

INDIVIDUAL LEADERS**Rushing:**

Iowa - Russell 21-150, Lewis 12-45.

Florida - Carthon 10-44, Fason 4-23.

Passing:

Iowa - Chandler 13-25-0-170-1 TD.

Florida - Leak 22-41-1-268-2 TD.

Receiving:

Iowa - Brown 6-96, Hinkel 3-44.

Florida - Perez 7-70, Small 3-37, Baker 3-36.

BOWL HISTORY

2004 CHICK-FIL-A PEACH BOWL

Dec. 31, 2004 • Atlanta, Ga. (Att. 69,322)

MIAMI 27
FLORIDA 10

Miami 7 10 7 3-27
Florida 0 3 7 0-10

UM - Hester 78-yard blocked field goal return (Peattie kick)

UF - Leach 34-yard FG

UM - Peattie 47-yard FG

UM - Parrish 72-yard punt return (Peattie kick)

UM - Berlin to Moore 20 pass (Peattie kick)

UF - Leak to Cornelius 45 pass (Leach kick)

UM - Peattie 32-yard FG

	MIAMI	FLORIDA
First Downs	16	22
Rushes-Yards	36-106	40-144
Passing Yards	171	262
Att.-Comp.-Int.	13-24-1	39-19-2
Total Offense	277	406
Fumbles-Lost	2-1	1-0
Penalties-Yards	4-30	8-74
Possession Time	28:51	31:09

INDIVIDUAL LEADERS

Rushing:

Miami - Gore 25-80, Moss 4-18.

Florida - Fason 17-94, Leak 14-79, Thornton 8-20.

Passing:

Miami - Berlin 13-24-1-171-1 TD.

Florida - Leak 19-39-2-262-1 TD.

Receiving:

Miami - Parrish 4-63, Leggett 2-41, Moore 2-32.

Florida - Small 8-92, Fason 4-40, Jackson 2-33.

2006 OUTBACK BOWL

Jan. 2, 2006 • Tampa, Fla. (Att. 65,881)

FLORIDA 31
IOWA 24

Florida 7 17 7 0-31
Iowa 0 7 0 17-24

UF - T. McCollum 6-yard blocked punt return (Hetland kick)

UF - Hetland 21-yard FG

UF - Brown 60-yard interception return (Hetland kick)

UI - Tate to Solomon 20 pass (Schlicher kick)

UF - Leak to Baker 24 pass (Hetland kick)

UF - Leak to Baker 38 pass (Hetland kick)

UI - Tate to Hinkel 4 pass (Schlicher kick)

UI - Tate to Hinkel 14 pass (Schlicher kick)

UI - Schlicher 45-yard FG

	FLORIDA	IOWA
First Downs	26	23
Rushes-Yards	42-169	20-64
Passing Yards	278	346
Att.-Comp.-Int.	40-25-0	55-32-1
Total Offense	447	410
Fumbles-Lost	1-1	0-0
Penalties-Yards	5-30	8-60
Possession Time	35:25	24:35

INDIVIDUAL LEADERS

Rushing:

Florida - Moore 13-88, Wynn 8-34, Leak 13-31.

Iowa - Young 13-34, Tate 3-24.

Passing:

Florida - Leak 25-40-0-278-2 TD.

Iowa - Tate 32-55-1-346-3 TD.

Receiving:

Florida - Baker 10-147, Jackson 7-76, Casey 2-27.

Iowa - Solomon 7-96, Hinkel 9-87, Chandler 7-89.

2007 TOSTITOS BCS NATIONAL CHAMPIONSHIP

Jan. 8, 2007 • Glendale, Ariz. (Att. 74,628)

FLORIDA 41
OHIO STATE 14

Florida 14 20 0 7-41
Ohio State 7 7 0 0-24

OSU - Ginn, Jr., 93-yard kickoff return (Pettrey kick)

UF - Leak to Baker 14 pass (Hetland kick)

UF - Harvin 4 run (Hetland kick)

UF - Wynn 2 run (Hetland kick)

OSU - Pittman 18 run (Pettrey kick)

UF - Hetland 42-yard FG

UF - Hetland 40-yard FG

UF - Tebow to Caldwell 1 pass (Hetland kick)

UF - Tebow 1 run (Hetland kick)

	FLORIDA	OHIO ST.
First Downs	21	8
Rushes-Yards	43-156	23-47
Passing Yards	214	35
Att.-Comp.-Int.	26-37-0	4-14-1
Total Offense	370	82
Fumbles-Lost	0-0	1-1
Penalties-Yards	6-50	5-50
Possession Time	40:48	19:12

INDIVIDUAL LEADERS

Rushing:

Florida - Wynn 19-69, Tebow 10-39, Harvin 5-22

Ohio State - Pittman 10-60, Wells 2-9, Hartline 1-5

Passing:

Florida - Leak 25-36-0-213-1 TD, Tebow 1-1-0-1-1 TD

Ohio State - Smith 4-14-1-35-0 TD

Receiving:

Florida - Harvin 9-60, Cornelius 5-50, Ingram 4-58

Ohio State - Gonzales 2-11, Hartline 1-13, Pittman 1-11

2008 CAPITAL ONE BOWL

Jan. 1, 2008 • Orlando, Fla. (Att. 69,748)

MICHIGAN 41
FLORIDA 35Michigan 7 14 7 13 - 41
Florida 7 7 14 7 - 35**UM** - Henne to Manningham 21 pass (Lopata kick)**UF** - Tebow to Harvin 10 pass (Iijas kick)**UF** - Tebow to Caldwell 18 pass (Iijas kick)**UM** - Hart 3 run (Lopata kick)**UM** - Henne to Arrington 1 pass (Lopata kick)**UM** - Hart 1 run (Lopata kick)**UF** - Tebow 1 run (Iijas kick)**UF** - Tebow to Caldwell 14 pass (Iijas kick)**UM** - Lopata 37-yard FG**UF** - Harvin 10 run (Iijas kick)**UM** - Henne to Arrington 18 pass (Lopata kick)**UM** - Lopata 41-yard FG

	MICHIGAN	FLORIDA
First Downs	28	18
Rushes-Yards	47-151	32-230
Passing Yards	373	169
Att.-Comp.-Int.	39-25-2	34-18-0
Total Offense	524	399
Fumbles-Lost	4-2	1-0
Penalties-Yards	8-65	9-49
Possession Time	32:18	27:42

INDIVIDUAL LEADERS**Rushing:***Michigan* - Hart 32-129, Manningham 7-53*Florida* - Harvin 13-165, Tebow 16-19**Passing:***Michigan* - Henne 25-39-2-373-3 TD*Florida* - Tebow 14-33-0-154-3 TD, Henry 1-1-0-15-0 TD**Receiving:***Michigan* - Arrington 9-153, Matthews 7-62, Manningham 5-78*Florida* - Harvin 9-77, Caldwell 4-40, Hernandez 3-31**2009 FEDEX BCS NATIONAL CHAMPIONSHIP**

Jan. 8, 2009 • Miami, Fla. (Att. 78,468)

FLORIDA 24
OKLAHOMA 14Florida 0 7 7 10 - 24
Oklahoma 0 7 0 7 - 14**UF** - Tebow to Murphy 20 pass (Phillips kick)**OU** - Bradford to Gresham 6 pass (Stevens kick)**UF** - Harvin 2 run (Phillips kick)**OU** - Bradford to Gresham 11 pass (Stevens kick)**UF** - Phillips 27-yard FG**UF** - Tebow to Nelson 4 pass (Phillips kick)

	FLORIDA	OKLAHOMA
First Downs	24	25
Rushes-Yards	44-249	29-107
Passing Yards	231	256
Att.-Comp.-Int.	30-18-2	41-26-2
Total Offense	480	363
Fumbles-Lost	0-0	1-1
Penalties-Yards	8-81	4-31
Possession Time	34:57	25:03

INDIVIDUAL LEADERS**Rushing:***Florida* - Harvin 9-122, Tebow 22-109.*Oklahoma* - Brown 22-110, Madu 4-12**Passing:***Florida* - Tebow 18-30-2-231-2 TD,*Oklahoma* - Bradford 26-41-2-256-2 TD**Receiving:***Florida* - Hernandez 5-57, Harvin 5-49, Murphy 2-44*Oklahoma* - Gresham 8-62, Iglesias 5-58, Johnson 4-29**2010 ALLSTATE SUGAR BOWL**

Jan. 1, 2010 • New Orleans, La. (Att. 65,207)

CINCINNATI 24
FLORIDA 51Cincinnati 0 3 7 14 - 24
Florida 9 21 14 7 - 51**UF** - Tebow to Hernandez 7-yd pass (Sturgis kick failed)**UF** - Sturgis 40-yd FG**UF** - Tebow to Thompson 7-yd pass (Sturgis kick)**UF** - Moody 6-yd run (Sturgis kick)**UC** - Rogers 47-yd FG**UF** - Tebow to Cooper 80-yd pass (Sturgis kick)**UF** - Moody 2-yd run (Sturgis kick)**UC** - Pike to Waugh 2-yd pass (Rogers kick)**UF** - Tebow 4-yd run (Sturgis kick)**UC** - Pike to Binns 3-yd pass (Rogers kick)**UF** - Rainey 6-yd run (Sturgis kick)**UC** - Pike to Alli 6-yd pass (Rogers kick)

	CINCINNATI	FLORIDA
First Downs	19	28
Rushes-Yards	23-76	34-177
Passing Yards	170	482
Att.-Comp.-Int.	45-27-0	36-31-0
Total Offense	246	659
Fumbles-Lost	1-0	0-0
Penalties-Yards	3-40	12-90
Possession Time	27:40	32:20

INDIVIDUAL LEADERS**Rushing:***Cincinnati* - Pead 7-48, Kelce 1-19*Florida* - Gillislee 5-78, Tebow 14-51**Passing:***Cincinnati* - Pike 27-45-0-170-3 TD*Florida* - Tebow 31-35-0-482-3 TD**Receiving:***Cincinnati* - Gilyard 7-41, Binns 5-29, Guidugli 5-22*Florida* - Hernandez 9-111, Cooper 7-181, Rainey 4-71

BOWL HISTORY

2011 OUTBACK BOWL

Jan. 1, 2011 • Tampa, Fla. (Att. 60,574)

FLORIDA 37
PENN STATE 24

Florida 0 14 6 17 - 37
Penn State 7 10 7 0 - 24

- PSU** - McGloin to Moye 5-yd pass (Wagner kick)
- UF** - Hines 16-yd run (Henry kick)
- UF** - McCray 27-yd blocked puntn return (Henry kick)
- PSU** - Zordich 1-yd run (Wagner kick)
- PSU** - Wagner 20-yd FG
- UF** - Henry 30-yd FG
- PSU** - McGloin 2-yd run (Wagner kick)
- UF** - Henry 47-yd FG
- UF** - Gillislee 1-yd run (Henry kick)
- UF** - Henry 20-yd FG
- UF** - Black 80-yd interception return (Henry kick)

	FLORIDA	PENN ST.
First Downs	17	17
Rushes-Yards	45-178	36-139
Passing Yards	101	211
Att.-Comp.-Int.	27-14-1	41-17-5
Total Offense	279	350
Fumbles-Lost	2-1	0-0
Penalties-Yards	5-35	5-29
Possession Time	27:11	32:49

INDIVIDUAL LEADERS

Rushing:

Florida - Reed 24-68, Rainey 6-66
Penn State - Royster 20-98

Passing:

Florida - Reed 8-13-0-0, Brantley 6-13-1-0 TD
Penn State - McGloin 17-41-5-1 TD

Receiving:

Penn State - Moye 5-79, Royster 4-51, Brackett 2-28
Florida - Hines 2-27, Burton 2-22, Thompson 2-22

2012 TAXSLAYER.COM GATOR BOWL

Jan. 2, 2012 • Jacksonville, Fla. (Att. 61,312)

OHIO STATE 17
FLORIDA 24

Ohio State 0 10 0 7 - 17
Florida 7 7 7 3 - 24

- UF** - Brantley to Thompson 17-yd pass (Sturgis kick)
- OSU** - Miller to Posey 5-yd pass (Basil kick)
- UF** - Debose 99-yd kickoff return (Sturgis kick)
- OSU** - Basil 47-yd field goal
- UF** - Stewart 14-yd blocked punt return (Sturgis kick)
- UF** - Sturgis 17-yd field goal
- OSU** - Miller to Hall 11-yd pass (Basil kick)

	OHIO ST.	FLORIDA
First Downs	20	14
Rushes-Yards	37-137	38-131
Passing Yards	162	132
Att.-Comp.-Int.	23-18-0	16-12-1
Total Offense	236	263
Fumbles-Lost	2-2	2-2
Penalties-Yards	4-25	7-74
Possession Time	32:21	27:39

INDIVIDUAL LEADERS

Rushing:

Ohio St. - Herron 12-82, Hall 4-24, Miller 15-20, Hyde 5-17
Florida - Rainey 16-71, Demps 7-30, Burton 4-23, Gillislee 5-15

Passing:

Ohio St. - Miller 18-23-0-162-2 TD
Florida - Brantley 12-16-1-132-1 TD

Receiving:

Ohio St. - Posey 5-38, Herron 4-11, Hall 3-12, Smith 2-47
Florida - Rainey 3-31, Hines 2-40, Thompson 2-27

2013 ALLSTATE SUGAR BOWL

Jan. 2, 2013 • New Orleans, La. (Att. 54,178)

LOUISVILLE 33
FLORIDA 23

Louisville 14 10 6 3 - 33
Florida 0 10 0 13 - 23

- UL** - Floyd 38-yd interception return (Wallace kick)
- UL** - Wright 1-yd run (Wallace kick)
- UF** - Sturgis 33-yd field goal
- UL** - Wallace 27-yd field goal
- UL** - Bridgewater to Parker 15-yd pass (Wallace kick)
- UF** - Jones 1-yd run (Sturgis kick)
- UL** - Bridgewater to Copeland 19-yd pass (Wallace kick)
- UL** - Wallace 30-yd field goal
- UF** - Debose 100-yd kickoff return (Sturgis kick)
- UF** - Driskel to Taylor 5-yd pass (Sturgis kick)

	LOUISVILLE	FLORIDA
First Downs	23	17
Rushes-Yards	36-70	30-111
Passing Yards	266	175
Att.-Comp.-Int.	32-20-1	29-16-2
Total Offense	336	286
Fumbles-Lost	2-0	1-1
Penalties-Yards	2-25	9-98
Possession Time	35:37	24:23

INDIVIDUAL LEADERS

Rushing:

Louisville - Wright 25-84-1 TD, Lamb 2-5, Bridgewater 7-(-17)
Florida - Gillislee 9-48, T.Burton 5-24, Jones 3-16-1 TD, Hines 2-11, Debose 1-8, Driskel 10-4

Passing:

Louisville - Bridgewater 20-32-1-266-2 TD
Florida - Brantley 16-29-2-175-1 TD

Receiving:

Louisville - Rogers 4-62, Smith 4-55, Wright 3-19, Butler 2-43, Parker 2-32-1 TD, Copeland 2-31-1 TD
Florida - Dunbar 5-77, Hines 3-34, Hammond 2-22

YEAR-BY-YEAR OFFENSIVE STATS

Year	SCORING					FIRST DOWNS					RUSHING					PASSING					TOTAL OFFENSE					PENALTIES					RETURNS					PUNTING					3RD DOWNS			4TH DOWNS					
	Pts	Rush	Pass	PAT	FG	Tot	Rush	Pass	Pen	Total	Yds	Att	Avg	Yds/Gm	Yds/Att	Int	Comp	Att	Yds	Yds/Gm	Yds/Att	Int	Yds	Yds/Gm	Yds/Att	Yds/Gm	Fum-Lost	No Yds	Yds	Yds/Gm	Yds/Att	PR	KR	Yds	Yds/Gm	Yds/Att	PR	Yds	Avg	Yds/Gm	Yds/Att	Yds/Gm	Yds/Att	Pct	Yds/Gm	Yds/Att	Pct	Yds/Gm	Yds/Att
2013	18.8	104	94	15	213	1749	482	3.6	145.8	2051	199	311-9	10.3	176.3	3800	793	4.8	316.7	21-11	89-711	59.2	34-844	24.8	12-228	10.8	51-2085	40.7	68-3308	44.7	65-1772	39.0	11-18	.611																
2014	26.5	129	81	16	226	2445	469	4.0	143.0	2414	306-182-13	13.3	185.7	4273	789	5.4	328.7	28-13	100-773	59.5	47-1137	24.2	25-178	7.1	57-2267	39.8	281-9	51-159	3.21	6-11	.545																		
2015	29.8	31	12	47-51	9-15	3082	108	122	17	247	2165	504	4.3	166.5	2936	381-230-12	10.4	184.3	45-1	101-745	57.3	53-1932	26.3	33-302	9.2	51-2253	44.2	283-6	64-176	3.76	17-33	.515																	
2016	35.0	28	58-63	22-31	30	388	142	14	314	3105	555	5.6	212.8	3305	364-249-5	13.3	229.6	64-10	191-979	47.9	95-735	52.5	34-1476	43.4	30-45	87-177	49.2	79-165	4.60	5-7	.710																		
2017	43.6	42	33	82-74	12-13	611	154	129	23	306	3236	545	5.3	200.2	3341	361-240-6	13.9	213.9	62-31	87-741	46.5	102-889	51.9	47-1952	43.4	300-6	83-161	5.16	11-16	.688																			
2018	42.5	39	32	72-74	10-15	552	153	141	11	305	2602	487	5.3	203.1	3311	399-215-14	14.2	215.0	59-43	107-805	61.9	50-1034	20.7	26-392	15.1	45-1952	43.4	300-6	83-161	5.16	11-16	.688																	
2019	42.5	39	32	72-74	10-15	552	153	141	11	305	2602	487	5.3	203.1	3311	399-215-14	14.2	215.0	59-43	107-805	61.9	50-1034	20.7	26-392	15.1	45-1952	43.4	300-6	83-161	5.16	11-16	.688																	
2020	42.5	39	32	72-74	10-15	552	153	141	11	305	2602	487	5.3	203.1	3311	399-215-14	14.2	215.0	59-43	107-805	61.9	50-1034	20.7	26-392	15.1	45-1952	43.4	300-6	83-161	5.16	11-16	.688																	
2021	42.5	39	32	72-74	10-15	552	153	141	11	305	2602	487	5.3	203.1	3311	399-215-14	14.2	215.0	59-43	107-805	61.9	50-1034	20.7	26-392	15.1	45-1952	43.4	300-6	83-161	5.16	11-16	.688																	
2022	42.5	39	32	72-74	10-15	552	153	141	11	305	2602	487	5.3	203.1	3311	399-215-14	14.2	215.0	59-43	107-805	61.9	50-1034	20.7	26-392	15.1	45-1952	43.4	300-6	83-161	5.16	11-16	.688																	
2023	42.5	39	32	72-74	10-15	552	153	141	11	305	2602	487	5.3	203.1	3311	399-215-14	14.2	215.0	59-43	107-805	61.9	50-1034	20.7	26-392	15.1	45-1952	43.4	300-6	83-161	5.16	11-16	.688																	
2024	42.5	39	32	72-74	10-15	552	153	141	11	305	2602	487	5.3	203.1	3311	399-215-14	14.2	215.0	59-43	107-805	61.9	50-1034	20.7	26-392	15.1	45-1952	43.4	300-6	83-161	5.16	11-16	.688																	
2025	42.5	39	32	72-74	10-15	552	153	141	11	305	2602	487	5.3	203.1	3311	399-215-14	14.2	215.0	59-43	107-805	61.9	50-1034	20.7	26-392	15.1	45-1952	43.4	300-6	83-161	5.16	11-16	.688																	
2026	42.5	39	32	72-74	10-15	552	153	141	11	305	2602	487	5.3	203.1	3311	399-215-14	14.2	215.0	59-43	107-805	61.9	50-1034	20.7	26-392	15.1	45-1952	43.4	300-6	83-161	5.16	11-16	.688																	
2027	42.5	39	32	72-74	10-15	552	153	141	11	305	2602	487	5.3	203.1	3311	399-215-14	14.2	215.0	59-43	107-805	61.9	50-1034	20.7	26-392	15.1	45-1952	43.4	300-6	83-161	5.16	11-16	.688																	
2028	42.5	39	32	72-74	10-15	552	153	141	11	305	2602	487	5.3	203.1	3311	399-215-14	14.2	215.0	59-43	107-805	61.9	50-1034	20.7	26-392	15.1	45-1952	43.4	300-6	83-161	5.16	11-16	.688																	
2029	42.5	39	32	72-74	10-15	552	153	141	11	305	2602	487	5.3	203.1	3311	399-215-14	14.2	215.0	59-43	107-805	61.9	50-1034	20.7	26-392	15.1	45-1952	43.4	300-6	83-161	5.16	11-16	.688																	
2030	42.5	39	32	72-74	10-15	552	153	141	11	305	2602	487	5.3	203.1	3311	399-215-14	14.2	215.0	59-43	107-805	61.9	50-1034	20.7	26-392	15.1	45-1952	43.4	300-6	83-161	5.16	11-16	.688																	
2031	42.5	39	32	72-74	10-15	552	153	141	11	305	2602	487	5.3	203.1	3311	399-215-14	14.2	215.0	59-43	107-805	61.9	50-1034	20.7	26-392	15.1	45-1952	43.4	300-6	83-161	5.16	11-16	.688																	
2032	42.5	39	32	72-74	10-15	552	153	141	11	305	2602	487	5.3	203.1	3311	399-215-14	14.2	215.0	59-43	107-805	61.9	50-1034	20.7	26-392	15.1	45-1952	43.4	300-6	83-161	5.16	11-16	.688																	
2033	42.5	39	32	72-74	10-15	552	153	141	11	305	2602	487	5.3	203.1	3311	399-215-14	14.2	215.0	59-43	107-805	61.9	50-1034	20.7	26-392	15.1	45-1952	43.4	300-6	83-161	5.16	11-16	.688																	
2034	42.5	39	32	72-74	10-15	552	153	141	11	305	2602	487	5.3	203.1	3311	399-215-14	14.2	215.0	59-43	107-805	61.9	50-1034	20.7	26-392	15.1	45-1952	43.4	300-6	83-161	5.16	11-16	.688																	
2035	42.5	39	32	72-74	10-15	552	153	141	11	305	2602	487	5.3	203.1	3311	399-215-14	14.2	215.0	59-43	107-805	61.9	50-1034	20.7	26-392	15.1	45-1952	43.4	300-6	83-161	5.16	11-16	.688																	
2036	42.5	39	32	72-74	10-15	552	153	141	11	305	2602	487	5.3	203.1	3311	399-215-14	14.2	215.0	59-43	107-805	61.9	50-1034	20.7	26-392	15.1	45-1952	43.4	300-6	83-161	5.16	11-16	.688																	
2037	42.5	39	32	72-74	10-15	552	153	141	11	305	2602	487	5.3	203.1	3311	399-215-14	14.2	215.0	59-43	107-805	61.9	50-1034	20.7	26-392	15.1	45-1952	43.4	300-6	83-161	5.16	11-16	.688																	
2038	42.5	39	32	72-74	10-15	552	153	141	11	305	2602	487	5.3	203.1	3311	399-215-14	14.2	215.0	59-43	107-805	61.9	50-1034	20.7	26-392	15.1	45-1952	43.4	300-6	83-161	5.16	11-16	.688																	
2039	42.5	39	32	72-74	10-15	552	153	141	11	305	2602	487	5.3	203.1	3311	399-215-14	14.2	215.0	59-43	107-805	61.9	50-1034	20.7	26-392	15.1	45-1952	43.4	300-6	83-161	5.16	11-16	.688																	
2040	42.5	39	32	72-74	10-15	552	153	141	11	305	2602	487	5.3	203.1	3311	399-215-14	14.2	215.0	59-43	107-805	61.9	50-1034	20.7	26-392	15.1	45-1952	43.4	300-6	83-161	5.16	11-16	.688																	
2041	42.5	39	32	72-74	10-15	552	153	141	11	305	2602	487	5.3	203.1	3311	399-215-14	14.2	215.0	59-43	107-805	61.9	50-1034	20.7	26-392	15.1	45-1952	43.4	300-6	83-161	5.16	11-16	.688																	
2042	42.5	39	32	72-74	10-15	552	153	141	11	305	2602	487	5.3	203.1	3311	399-215-14	14.2	215.0	59-43	107-805	61.9	50-1034	20.7	26-392	15.1	45-1952	43.4	300-6	83-161	5.16	11-16	.688																	
2043	42.5	39	32	72-74	10-15	552	153	141	11	305	2602	487	5.3	203.1	3311	399-215-14	14.2	215.0	59-43	107-805	61.9	50-1034	20.7	26-392	15.1	45-1952	43.4	300-6	83-161	5.16	11-16	.688																	
2044	42.5	39	32	72-74	10-15	552	153	141	11	305	2602	487	5.3	203.1	3311	399-215-14	14.2	215.0	59-43	107-805	61.9	50-1034	20.7	26-392	15.1	45-1952	43.4	300-6	83-161	5.16	11-16	.688																	
2045	42.5	39	32	72-74	10-15	552	153	141	11	305	2602	487	5.3	203.1	3311	399-215-14	14.2	215.0	59-43	107-805	61.9	50-1034	20.7	26-392	15.1	45-1952	43.4	300-6	83-161	5.16	11-16	.688																	
2046	42.5	39	32	72-74	10-15	552	153	141	11	305	2602	487	5.3	203.1	3311	399-215-14	14.2	215.0	59-43	107-805	61.9	50-1034	20.7	26-392	15.1	45-1952	43.4	300-6	83-161	5.16	11-16	.688																	
2047	42.5	39	32	72-74	10-15	552	153	141	11	305	2602	487	5.3	203.1	3311	399-215-14	14.2	215.0	59-43	107-805	61.9	50-1034	20.7	26-392	15.1	45-1952	43.4	300-6	83-161	5.16	11-16	.688																	
2048	42.5	39	32	72-74	10-15	552	153	141	11	305	2602	487	5.3	203.1	3311	399-215-14	14.2	215.0	59-43	107-805	61.9	50-1034	20.7	26-392	15.1	45-1952	43.4	300-6	83-161	5.16	11-16	.688																	
2049	42.5	39	32	72-74	10-15	552	153	141	11	305	2602	487	5.3	203.1	3311	399-215-14	14.2	215.0	59-43	107-805	61.9	50-1034	20.7	26-392	15.1	45-1952	43.4	300-6	83-161	5.16	11-16	.688																	
2050	42.5	39	32	72-74	10-15	552	153																																										

YEAR-BY-YEAR DEFENSIVE STATS

2014 FLORIDA FOOTBALL

Year	Gm	Rush TD	Pass TD	SCORING			FIRST DOWNS					RUSHING			PASSING			TOTAL OFFENSE			DEFENSIVE STATS			PENALTIES			RETURNS			PUNTING											
				FG	MA	Pct	Pass	Pen	Tot	Yds	Att	Avg	Yds/Gm	Att/Comp	Comp	Yds/Gm	Yds/Gm	Plays	Fum/Last	TT	Sacks (Yds)	TFL	Blkd	PBU	Int-Yds	Int	No-Yds	Yds/Gm	KR-Yds	PR	No-Yds	Yds/Gm									
1964	29.3	9	0	0	0	264	87	333	120	22	226	1254	413	3.4	132.7	2169	341-1868	546	117	166.8	3894	848	4.6	299.5	15-6	864	28(194)	94(408)	6	37	81-88	18.5	90-740	56.9	61-1327	21.8	18-89	5.5	75-3114	41.5	
1965	21.1	7	1	2	1	558	258	83	22	192	1709	393	4.3	14.4	2062	159-319-10	498	13.8	107.5	3737	87	5.3	314.2	16-10	759	30(197)	61(249)	1	47	10-276	13.8	67-552	45.6	38-694	18.0	22-161	7.3	51-2170	42.5		
2013	14.5	12	1	1	2	550	264	101	90	28	219	1275	507	3.4	132.7	2169	341-1868	546	117	166.8	3894	848	4.6	299.5	15-6	864	28(194)	94(408)	6	37	81-88	18.5	90-740	56.9	61-1327	21.8	18-89	5.5	75-3114	41.5	
2012	14.5	12	1	1	2	558	264	101	90	28	219	1275	507	3.4	132.7	2169	341-1868	546	117	166.8	3894	848	4.6	299.5	15-6	864	28(194)	94(408)	6	37	81-88	18.5	90-740	56.9	61-1327	21.8	18-89	5.5	75-3114	41.5	
2011	20.3	16	15	11	20	550	264	101	90	28	219	1275	507	3.4	132.7	2169	341-1868	546	117	166.8	3894	848	4.6	299.5	15-6	864	28(194)	94(408)	6	37	81-88	18.5	90-740	56.9	61-1327	21.8	18-89	5.5	75-3114	41.5	
2010	21.3	14	17	16	18	889	277	104	107	20	231	1698	481	3.5	130.6	2198	396-200-22	535	11.4	175.9	3985	853	4.7	306.5	18-7	839	21(115)	100(324)	4	38	22-58	24.5	75-557	42.8	63-1266	20.1	13-109	8.4	73-2991	41.0	
2009	12.4	6	10	17	21	810	174	84	103	20	208	1399	449	3.4	105.4	2518	456-242-26	531	10.4	179.9	3994	896	4.6	285.3	16-9	910	34(217)	88(338)	9	59	26-527	12.0	68-638	50.1	85-1906	22.4	14-78	5.6	73-2873	39.4	
2008	12.9	9	12	17	27	706	181	97	116	21	234	1436	440	3.4	105.4	2518	456-242-26	531	10.4	179.9	3994	896	4.6	285.3	16-9	910	34(217)	88(338)	9	59	26-527	12.0	68-638	50.1	85-1906	22.4	14-78	5.6	73-2873	39.4	
2007	25.5	18	19	20	26	769	381	81	157	24	262	1463	442	3.1	103.3	3361	466-271-11	594	12.1	258.5	4490	908	5.2	361.8	21-9	1007	29(120)	72(330)	4	56	11-104	9.5	107-805	61.0	85-1843	21.7	5-22	4.4	57-2176	37.4	
2006	13.5	8	10	10	19	526	189	81	114	21	216	1015	370	2.7	125.1	2561	458-244-21	533	5.6	182.9	3576	828	4.3	255.4	21-8	767	34(258)	79(531)	8	50	21-150	7.1	116-888	63.4	61-1181	19.4	19-71	3.7	77-2904	37.7	
2005	18.8	14	16	16	20	500	256	67	109	22	198	1139	373	3.1	94.9	2859	375-196-16	522	12.5	204.9	3598	748	4.8	299.8	20-6	703	31(252)	76(537)	5	47	16-145	9.0	102-783	65.2	51-1066	17.9	18-40	13.7	71-2842	38.8	
2004	20.0	17	17	14	20	700	253	102	120	17	229	1703	464	3.7	141.9	2444	395-219-17	554	11.4	199.2	4177	849	4.8	345.6	11-7	820	33(232)	74(260)	4	95	17-190	11.2	106-844	70.3	47-1075	16.6	22-33	14.7	66-2572	39.0	
2003	20.8	16	12	13	21	610	271	123	113	17	223	2061	526	3.9	158.2	2716	414-228-20	555	3.9	163.5	4422	977	9.9	51	367.5	24-11	1175	26(155)	42(80)	3	58	20-409	20.4	104-803	61.0	52-1200	13.1	34-500	14.7	61-3373	41.6
2002	21.5	14	14	13	20	650	279	112	90	7	209	2121	525	6.0	163.2	2111	362-185-7	510	11.4	162.4	4222	888	4.8	325.5	28-10	1307	20(139)	48(151)	4	56	7-174	24.9	104-800	61.0	47-852	18.1	36-443	12.3	87-3457	41.6	
2001	14.1	14	5	9	13	692	155	64	87	12	147	1107	347	3.7	100.3	1923	340-184-10	541	10.8	129.2	2782	687	4.0	231.8	16-9	963	30(150)	44(119)	6	41	12-180	15.0	81-656	45.0	60-929	15.5	10-84	8.4	71-2842	38.8	
2000	19.7	12	10	16	17	941	236	92	113	15	220	1997	435	3.7	133.1	2555	443-237-24	545	10.8	212.9	4192	878	4.7	346.0	22-16	1029	25(151)	36(83)	1	49	24-509	21.2	81-656	54.7	56-1115	19.9	22-284	12.9	71-2842	40.0	
1999	19.6	15	12	13	19	684	235	79	131	13	223	1099	416	2.6	91.6	2887	460-25-13	546	11.5	240.6	3986	876	4.6	332.2	22-13	898	45(330)	47(125)	3	72	13-220	16.9	90-750	62.5	53-1125	21.1	17-165	9.7	75-2888	38.5	
1998	14.1	6	9	12	16	750	155	66	91	8	165	993	393	3.5	90.7	2155	380-197-13	518	10.9	195.9	3155	773	4.1	286.6	22-10	886	50(320)	54(122)	1	63	13-142	11.8	77-607	55.2	44-927	21.1	23-517	6.8	84-3308	39.3	
1997	18.1	12	11	7	12	583	199	63	103	11	177	778	362	2.1	70.7	2417	392-192-18	490	12.6	219.7	3195	754	4.2	280.5	21-10	919	50(322)	48(131)	3	66	18-308	17.1	61-457	41.1	51-1151	22.6	23-218	9.1	76-3017	39.7	
1996	16.8	13	11	10	19	636	201	92	87	24	192	1303	463	2.8	108.6	2070	355-159-14	448	13.0	172.5	3378	742	4.6	307.6	31-17	998	30(221)	69(238)	2	40	14-142	10.1	90-748	62.3	54-1025	19.9	15-137	9.1	86-3477	40.4	
1995	16.8	13	11	10	19	636	201	92	87	19	210	1562	437	3.6	130.2	2225	378-187-14	448	11.9	185.4	3787	815	4.6	315.6	30-15	1045	29(208)	38(106)	7	62	14-288	21.3	69-547	45.6	69-1327	19.2	16-143	8.9	73-2772	39.0	
1994	17.1	11	14	10	16	625	205	70	114	23	207	1015	387	2.6	84.6	2849	437-233-20	533	11.4	220.8	3604	824	4.4	305.3	20-10	1097	40(206)	51(153)	5	74	20-281	14.1	87-675	56.3	72-1417	19.7	20-208	10.4	74-2500	35.5	
1993	19.8	9	17	15	23	652	237	88	116	21	225	1334	417	3.2	121.0	2705	419-233-16	556	11.6	225.4	4039	836	4.8	336.6	25-14	1210	31(241)	68(219)	2	61	16-112	7.0	71-577	48.1	48-1026	19.8	20-142	7.1	72-2905	40.3	
1992	22.8	17	12	17	23	740	274	89	117	23	229	1899	455	4.1	156.6	2547	367-198-11	540	12.9	212.3	4426	822	5.4	368.9	22-7	1034	25(223)	53(144)	0	33	11	11	92-703	38.5	48-1026	21.4	32-299	9.3	68-2841	38.8	
1991	13.8	7	9	11	14	790	171	71	102	29	202	1103	399	2.8	100.3	2280	343-180-14	575	12.2	207.1	3884	742	4.6	307.6	31-17	998	30(221)	69(238)	2	40	14-142	10.1	90-748	62.3	54-1025	19.9	15-137	9.1	86-3477	40.4	
1990	15.6	8	9	7	13	540	171	63	76	12	157	941	386	2.4	85.6	1893	321-153-19	497	12.4	172.1	3284	707	4.0	257.6	23-11	819	30(262)	52(145)	2	42	17-257	13.9	63-605	55.0	46-955	20.8	26-102	3.9	77-5308	36.7	
1989	15.3	8	10	9	11	818	168	60	76	22	158	975	397	2.5	88.6	1868	286-154-17	539	11.0	153.3	2861	683	3.9	241.9	25-7	845	48(334)	48(129)	2	42	17-257	13.9	63-605	55.0	46-955	20.8	26-102	3.9	77-5308	36.7	
1988	15.9	8	8	14	18	778	175	91	66	17	174	1366	456	3.0	124.2	1600	254-121-16	476	11.8	132.2	2955	740	3.8	248.7	22-13	898	37(191)	70(129)	3	45	16-235	14.7	61-278	57.8	46-805	17.5	29-152	5.2	68-2513	33.5	
1987	14.4	9	4	19	21	905	158	87	69	28	184	1444	475	3.0	134.3	1569	331-66-22	502	12.7	191.2	3821	704	4.4	283.7	34-14	1026	40(267)	61(149)	4	57	19-229	13.6	47-345	31.4	36-694	19.0	19-112	5.9	61-2432	40.3	
1986	15.2	9	4	15	15	800	172	74	72	8	174	1923	517	3.7	124.8	1287	227-119-16	524	10.8	170.0	3210	744	4.3	291.8	22-10	1203	24(114)	22(68)	0	24	15-240	16.0	60-470	65.2	42-888	20.2	24-125	6.2	66-2684	37.2	
1985	14.7	14	3	4	5	444	102	72	74	8	174	1353	409	3.3	123.0	1758	317-165-19	521	10.7	159.8	3111	726	4.3	282.8	22-14	1008	45(318)	22(68)	0	24	15-240	16.0	60-470	65.2	42-888	20.2	24-125	6.2	66-2684	37.2	
1984	15.5	16	14	14	17	824	170	82	103	16	201	1336	406	3.3	121.5	1989	332-183-15	551	10.9	180.8	3325	738	4.5	302.3	30-13	992	28(280)	31(106)	1	32	15-94	6.3	69-478	43.5	52-745	14.3	19-129	6.8	65-2620	40.4	
1983	13.6	3	6	7	14	500	150																																		

YEARLY LEADERS

RUSHING

Year	Leader	Att	Yds	Avg	TD
2013	Mack Brown	148	543	3.7	4
2012	Mike Gillislee	244	1,152	4.7	10
2011	Chris Rainey	171	861	5.0	2
2010	Jeff Demps	92	591	6.0	3
2009	Tim Tebow	217	910	4.2	14
2008	Tim Tebow	176	673	3.8	12
2007	Tim Tebow	210	895	4.3	23
2006	DeShawn Wynn	143	699	4.9	6
2005	DeShawn Wynn	130	621	4.8	7
2004	* Ciatrick Fason	222	1,267	5.7	10
2003	Ran Carthon	119	595	5.0	6
2002	Earnest Graham	240	1,085	5.1	11
2001	Earnest Graham	125	650	5.2	9
2000	Robert Gillespie	125	678	5.4	5
1999	Earnest Graham	117	654	5.6	5
1998	Terry Jackson	105	587	5.6	3
1997	Fred Taylor	214	1,292	6.0	13
1996	Elijah Williams	106	671	6.3	4
1995	Elijah Williams	114	858	7.5	7
1994	Fred Taylor	171	873	5.1	8
1993	* Errict Rhett	247	1,289	5.2	11
1992	Errict Rhett	250	903	3.6	9
1991	* Errict Rhett	224	1,109	5.0	10
1990	Errict Rhett	148	845	5.7	4
1989	* Emmitt Smith	284	1,599	5.6	14
1988	Emmitt Smith	187	988	5.3	9
1987	* Emmitt Smith	229	1,341	5.9	13
1986	Octavius Gould	156	562	3.6	4
1985	Neal Anderson	238	1,034	4.3	8
1984	Neal Anderson	157	916	5.8	7
1983	Neal Anderson	162	835	5.2	9
1982	James Jones	150	752	5.0	4
1981	James Jones	166	617	3.7	9
1980	James Jones	150	657	4.4	4
1979	Johnell Brown	104	306	2.9	0
1978	Calvin Davis	126	497	3.9	1
1977	Tony Green	119	696	5.8	3
1976	Willie Wilder	101	654	6.5	9
1975	* Jimmy DuBose	191	1,307	6.8	6
1974	Tony Green	133	856	6.4	6
1973	Vince Kendrick	127	516	4.1	5
1972	Nat Moore	145	845	5.8	9
1971	Mike Rich	106	481	4.7	1
1970	Tommy Durrance	167	584	3.5	6
1969	Tommy Durrance	189	731	3.8	12
1968	Larry Smith	152	690	4.6	7
1967	Larry Smith	205	754	3.7	8
1966	* Larry Smith	162	742	4.6	9
1965	Alan Poe	83	366	4.5	3
1964	Larry Dupree	101	376	3.7	3
1963	Larry Dupree	189	745	3.9	4
1962	* Larry Dupree	113	604	5.2	7
1961	Don Goodman	111	413	3.7	-
1960	Don Goodman	95	454	4.7	5
1959	John MacBeth	59	257	4.3	-
1958	Bob Milby	53	288	5.4	0
1956	Ed Sears	84	370	4.4	-
1955	Jackie Simpson	65	422	6.5	4

*Led SEC in Rushing Yards

PASSING

Year	Leader	Att	Comp	Int	Yds	Pct	TD
2013	Tyler Murphy	185	112	5	1,216	.605	6
2012	Jeff Driskel	245	156	5	1,646	.637	12
2011	John Brantley	240	144	7	2,044	.600	11
2010	John Brantley	329	200	10	2,061	.608	9
2009	Tim Tebow	314	213	5	2,895	.678	21
2008	Tim Tebow	298	192	4	2,746	.644	30
2007	Tim Tebow	350	234	6	3,286	.669	32
2006	Chris Leak	365	232	13	2,942	.636	23
2005	Chris Leak	374	235	6	2,639	.628	20
2004	* Chris Leak	399	238	12	3,197	.596	29
2003	Chris Leak	320	190	11	2,435	.594	16
2002	* Rex Grossman	503	287	17	3,402	.571	22
2001	* Rex Grossman	395	259	12	3,896	.656	34
2000	Rex Grossman	212	131	7	1,866	.618	21
1999	Doug Johnson	337	190	13	2,574	.564	20
1998	Doug Johnson	274	154	8	2,346	.562	19
1997	Doug Johnson	269	148	12	2,023	.550	21
1996	* Danny Wuerffel	360	207	13	3,625	.575	39
1995	* Danny Wuerffel	325	210	10	3,266	.646	35
1994	Danny Wuerffel	212	132	9	1,754	.623	18
1993	Danny Wuerffel	273	159	10	2,230	.528	22
1992	* Shane Matthews	463	275	16	3,205	.594	23
1991	* Shane Matthews	361	218	18	3,130	.604	28
1990	* Shane Matthews	378	229	12	2,952	.606	23
1989	Kyle Morris	131	65	6	1,098	.496	9
1988	Kyle Morris	167	84	13	1,217	.503	3
1987	Kerwin Bell	239	140	10	1,769	.586	9
1986	Kerwin Bell	242	131	10	1,515	.541	10
1985	* Kerwin Bell	288	180	8	2,687	.625	21
1984	* Kerwin Bell	184	98	7	1,614	.533	16
1983	Wayne Peace	292	186	10	2,079	.637	10
1982	Wayne Peace	246	174	10	2,053	.707	8
1981	Wayne Peace	273	159	11	1,803	.582	11
1980	Wayne Peace	180	91	9	1,271	.506	5
1979	Larry Ochab	185	98	14	1,169	.529	6
1978	John Brantley	170	85	13	1,334	.500	11
1977	Terry LeCount	134	62	9	848	.462	6
1976	* Jimmy Fisher	146	83	8	1,511	.568	10
1975	Don Gaffney	90	42	2	755	.467	8
1974	Don Gaffney	87	37	4	621	.425	7
1973	David Bowden	113	62	8	711	.549	7
1972	* David Bowden	229	198	12	1,480	.471	12
1971	* John Reaves	356	193	21	2,104	.542	17
1970	* John Reaves	376	188	19	2,549	.500	13
1969	* John Reaves	396	222	19	2,896	.561	24
1968	Jackie Eckdahl	125	56	7	572	.448	2
1967	Larry Rentz	140	80	9	1,031	.571	3
1966	* Steve Spurrier	291	179	8	2,012	.615	16
1965	* Steve Spurrier	287	148	13	1,893	.516	14
1964	Steve Spurrier	114	65	10	943	.570	6
1963	Tom Shannon	158	84	13	956	.545	4
1962	Tom Shannon	100	56	8	551	.560	2
1961	Tom Batten	67	30	5	460	.448	3
1960	Bobby Dodd	55	30	3	448	.545	1
1959	Richard Allen	80	31	4	613	.388	5
1958	Mickey Ellenburg	36	15	4	238	.417	4
1956	Jimmy Dunn	34	15	2	268	.441	4
1955	Richard Allen	56	17	10	273	.304	3

*Led SEC in passing (rankings based on pass efficiency since 1967.

Through 1966, passing yards were used.)

RECEIVING

Year	Leader	Rec	Yds	Avg	TD
2013	Solomon Patton	44	556	12.6	6
2012	Jordan Reed	45	559	12.4	3
2011	Chris Rainey	31	381	12.3	2
2010	Deonte Thompson	38	570	15.0	1
2009	Aaron Hernandez	68	850	12.5	5
2008	Percy Harvin	40	644	16.1	7
2007	Percy Harvin	59	858	14.5	4
2006	Dallas Baker	60	920	15.3	10
2005	* Chad Jackson	88	900	10.2	9
2004	* O.J. Small	63	719	11.4	4
2003	Ben Troupe	39	638	16.4	5
	Kelvin Kight	39	591	15.2	3
2002	Taylor Jacobs	71	1,088	15.3	8
2001	Jabar Gaffney	67	1,191	17.8	13
2000	Jabar Gaffney	71	1,184	16.7	14
1999	Darrell Jackson	67	1,156	17.3	9
1998	Travis McGriff	70	1,357	19.4	10
1997	Jacquez Green	61	1,024	16.8	9
1996	* Reidel Anthony	72	1,293	18.0	18
1995	Chris Doering	70	1,045	14.9	17
1994	Jack Jackson	57	855	15.0	15
1993	Jack Jackson	51	949	18.6	11
1992	* Willie Jackson	62	772	12.5	8
1991	Willie Jackson	51	725	14.2	10
1990	* Kirk Kirkpatrick	55	770	14.0	7
1989	Emmitt Smith	21	207	9.9	1
1988	Tony Lomack	22	276	12.6	0
1987	Stacey Simmons	25	392	15.7	4
	Emmitt Smith	25	184	7.4	0
1986	Ricky Nattiel	44	679	15.4	8
1985	John L. Williams	44	369	8.4	3
1984	John L. Williams	21	276	13.1	2
1983	Dwayne Dixon	47	596	12.7	2
1982	Dwayne Dixon	45	589	13.1	2
1981	Spencer Jackson	39	449	11.5	5
1980	* Cris Collinsworth	40	599	15.0	3
1979	Cris Collinsworth	41	593	14.5	2
1978	Cris Collinsworth	39	745	19.1	9
1977	Wes Chandler	25	490	19.6	6
1976	Wes Chandler	44	967	22.0	10
1975	Wes Chandler	20	457	22.9	5
1974	* Lee McGriff	36	698	19.4	7
1973	Lee McGriff	38	703	18.5	5
1972	Nat Moore	25	351	14.0	4
1971	Carlos Alvarez	40	517	12.8	2
1970	Carlos Alvarez	44	717	16.1	5
1969	* Carlos Alvarez	88	1,329	15.1	12
1968	Guy McTheny	34	347	10.2	0
1967	Richard Trapp	58	708	12.2	1
1966	* Richard Trapp	63	872	13.8	7
1965	* Charles Casey	58	809	13.9	8
1964	* Charles Casey	47	673	14.7	4
1963	Russ Brown	12	113	9.4	0
1962	Russ Brown	15	227	14.1	1
1961	Russ Brown	13	239	18.3	0
1960	Bob Hoover	10	108	10.8	0
1959	Perry McGriff	14	360	25.4	2
1958	Don Hudson	8	118	14.7	1
1957	Jim Roundtree	8	171	21.3	3
1956	Jim Roundtree	9	176	19.5	3
1955	Jim Roundtree	8	110	13.7	1

*Led SEC

YEARLY LEADERS

TOTAL OFFENSE

Year	Leader	Rush Yds	Pass Yds	Total	Avg/Gm
2013	Tyler Murphy	61	1,216	1,277	141.9
2012	Jeff Driskel	413	1,646	2,059	171.6
2011	John Brantley	-120	2,044	1,924	174.9
2010	John Brantley	-111	2,061	1,950	150.0
2009	Tim Tebow	910	2,895	3,805	271.8
2008	Tim Tebow	673	2,746	3,419	244.2
2007	* Tim Tebow	895	3,286	4,181	321.6
2006	Chris Leak	30	2,942	2,972	212.3
2005	Chris Leak	81	2,639	2,720	226.7
2004	* Chris Leak	79	3,197	3,276	273.0
2003	Chris Leak	-53	2,435	2,382	183.2
2002	Rex Grossman	-65	3,402	3,337	256.7
2001	Rex Grossman	8	3,896	3,904	354.9
2000	Rex Grossman	-76	1,866	1,790	162.7
1999	Doug Johnson	-111	2,574	2,463	223.9
1998	Doug Johnson	-66	2,346	2,280	228.0
1997	Doug Johnson	-185	2,023	1,838	204.2
1996	* Danny Wuerffel	-100	3,625	3,525	293.8
1995	* Danny Wuerffel	-141	3,266	3,125	284.1
1994	Danny Wuerffel	-45	1,754	1,709	142.4
1993	Danny Wuerffel	-89	2,230	2,141	194.6
1992	* Shane Matthews	-29	3,205	3,176	264.7
1991	* Shane Matthews	10	3,130	3,140	285.5
1990	* Shane Matthews	-27	2,952	2,925	265.9
1989	Emmitt Smith	1,599	0	1,599	145.4
1988	Kyle Morris	-11	1,217	1,206	120.6
1987	Kerwin Bell	-184	1,769	1,585	144.1
1986	Kerwin Bell	-148	1,515	1,367	151.9
1985	Kerwin Bell	-216	2,687	2,471	224.6
1984	Kerwin Bell	-5	1,614	1,609	146.3
1983	Wayne Peace	11	2,079	2,090	190.0
1982	Wayne Peace	-158	2,053	1,895	172.3
1981	Wayne Peace	-110	1,803	1,693	153.9
1980	Wayne Peace	63	1,271	1,334	148.2
1979	Larry Ochab	-100	1,169	1,069	152.7
1978	John Brantley	7	1,334	1,341	134.1
1977	Terry LeCount	628	848	1,476	134.2
1976	* Jimmy Fisher	288	1,511	1,799	163.5
1975	Jimmy DuBose	1,307	0	1,307	118.8
1974	Tony Green	856	31	887	80.6
1973	Don Gaffney	151	609	760	69.1
1972	David Bowden	-180	1,480	1,300	118.2
1971	John Reaves	-104	2,104	2,000	181.8
1970	John Reaves	-118	2,549	2,431	221.0
1969	* John Reaves	44	2,896	2,852	285.2
1968	Jackie Ekdahl	174	572	746	74.6
1967	Larry Rentz	194	1,031	1,225	122.5
1966	* Steve Spurrier	66	2,012	2,078	207.8
1965	* Steve Spurrier	230	1,893	2,123	212.3
1964	Steve Spurrier	146	943	1,089	108.9
1963	Tommy Shannon	12	956	968	96.8
1962	Larry Dupree	604	0	604	60.4
1961	Tom Batten	0	460	460	46.0
1960	Larry Libertore	420	293	713	71.3
1959	Dick Allen	14	613	627	62.7
1958	Jimmy Dunn	180	199	379	37.9
1957	Jim Rountree	411	0	411	45.7
1956	Ed Sears	370	0	370	37.0
1955	Jackie Simpson	424	12	436	43.6

*Led SEC in total offense

ALL-PURPOSE

Year	Leader	Yards	Plays	Rush Yds	Rec Yds	Ret	Avg/Play
2013	Solomon Patton	1,269	82	71	556	642	15.5
2012	Mike Gillislee	1,322	262	1,152	159	11	5.0
2011	Chris Rainey	1,451	218	861	381	209	6.7
2010	Jeff Demps	927	118	551	116	260	7.9
2009	Brandon James	1,324	106	109	215	1,000	11.6
2008	Brandon James	1,402	94	59	95	1,248	14.9
2007	Percy Harvin	1,622	83	764	858	0	19.5
2006	Dallas Baker	920	60	0	920	0	15.3
2005	Chad Jackson	1,013	109	89	900	24	9.2
2004	Ciattrick Fason	1,533	257	1,267	266	0	6.0
2003	Ran Carthon	780	140	595	185	0	5.6
2002	Earnest Graham	1,178	262	1,085	93	0	4.5
2001	Jabar Gaffney	1,191	67	0	1,191	0	17.8
2000	Jabar Gaffney	1,184	71	0	1,184	0	16.7
1999	Bo Carroll	1,432	133	577	103	752	10.8
1998	Travis McGriff	1,499	93	-3	1,357	145	16.1
1997	Fred Taylor	1,530	238	1,292	238	0	6.4
1996	Reidel Anthony	1,523	91	27	1,293	203	16.7
1995	Elijah Williams	1,135	136	858	277	0	8.3
1994	Jack Jackson	1,287	79	42	855	390	16.3
1993	Errict Rhett	1,560	283	1,289	271	0	5.6
1992	Errict Rhett	1,303	305	903	400	0	4.3
1991	Errict Rhett	1,470	264	1,109	361	0	5.6
1990	Errict Rhett	1,043	170	845	198	0	6.1
1989	Emmitt Smith	1,806	305	1,599	207	0	5.9
1988	Emmitt Smith	1,060	197	988	72	0	5.4
1987	Emmitt Smith	1,525	254	1,341	184	0	6.0
1986	Octavius Gould	797	177	562	235	0	4.5
1985	Neal Anderson	1,400	265	1,034	349	17	5.3
1984	John L. Williams	1,069	166	793	276	0	6.4
1983	Neal Anderson	919	173	835	75	9	5.3
1982	Lorenzo Hampton	1,027	156	664	213	150	6.6
1981	James Jones	799	188	617	182	0	4.3
1980	Cris Collinsworth	703	66	75	599	29	10.7
1979	Cris Collinsworth	778	62	17	593	168	12.5
1978	Cris Collinsworth	1,248	74	100	745	403	16.7
1977	Wes Chandler	1,128	102	353	490	285	11.0
1976	Wes Chandler	1,162	59	3	967	192	19.7
1975	Jimmy Dubose	1,315	194	1,307	8	0	6.8
1974	Tony Green	1,115	150	856	96	163	7.4
1973	Lee McGriff	704	39	1	703	0	18.1
1972	Nat Moore	1,426	176	845	351	230	8.1
1971	Willie Jackson	878	58	61	331	486	15.1
1970	Willie Jackson	990	77	61	439	490	12.8
1969	Carlos Alvarez	1,329	88	0	1,329	0	15.1
1968	Larry Smith	861	165	690	157	14	5.2
1967	Larry Smith	1,021	219	754	267	0	4.6
1966	Larry Smith	1,010	189	742	183	85	5.3
1965	Jack Harper	1,127	115	286	403	438	9.8

KICKOFF RETURNS

Year	Leader	No	Yds	Avg	TD	Lg
2013	Solomon Patton	22	642	29.2	1	100
2012	Andre Debose	18	510	28.3	1	100
2011	Andre Debose	19	495	26.1	1	99
2010	Andre Debose	21	587	28.0	2	99
2009	Brandon James	29	756	26.1	1	85
2008	Brandon James	32	738	23.1	0	52
2007	Brandon James	30	841	28.0	0	61
2006	Brandon James	21	383	18.2	0	38
2005	Markus Manson	16	313	19.6	0	31
2004	Andre Caldwell	11	174	15.8	0	30
2003	Andre Caldwell	22	454	20.6	0	45
2002	Ran Carthon	17	380	22.4	0	39
2001	Lito Sheppard	7	171	24.4	0	40
2000	Lito Sheppard	13	298	22.9	0	39
1999	Bo Carroll	23	599	26.0	1	100
1998	John Capel	10	274	27.4	0	60
1997	Bo Carroll	9	287	31.9	1	94
1996	Jacquez Green	10	216	21.6	0	40
1995	Reidel Anthony	19	472	24.8	1	90
1994	Jack Jackson	15	390	26.0	0	60
1993	Jack Jackson	17	480	28.2	1	100
1992	Harrison Houston	21	487	23.2	0	40
1991	Larry Kennedy	12	331	27.6	0	58
1990	Monty Duncan	12	285	23.8	0	53
1989	Tony Lomack	18	436	24.2	1	99
1988	Tony Lomack	10	253	25.3	0	46
1987	Kerry Watkins	13	262	20.2	0	36
1986	Kerry Watkins	29	666	23.0	0	48
1985	Ricky Nattiel	10	194	19.4	0	30
1984	Ricky Nattiel	5	131	26.2	0	50
1983	Roger Sibbald	6	120	20.0	0	28
1982	John L. Williams	7	156	22.3	0	28
1981	Victor Bradley	10	201	20.1	0	33
1980	Johnell Brown	12	245	20.4	0	33
1979	Darrell Jones	12	212	17.6	0	36
1978	Cris Collinsworth	15	394	26.3	1	97
1977	Cris Collinsworth	9	193	21.4	0	56
1976	Terry LeCount	18	378	21.0	0	73
1975	Tony Green	13	290	22.3	0	56
1974	James Richards	11	220	20.0	0	31
1973	James Richards	11	241	21.9	0	30
1972	Willie Jackson	12	272	22.8	0	37
1971	Willie Jackson	22	486	22.9	0	68
1970	Willie Jackson	23	490	21.3	0	34
1969	Andy Cheney	11	263	23.9	0	46
1968	Jerry Vinesett	14	294	21.0	0	—
1967	Tommy Glenn	10	225	22.5	0	—
1966	Harmon Wages	13	296	24.8	0	—
1965	Jack Harper	12	186	15.5	0	—
1964	Jack Harper	11	249	22.6	0	—
1963	Jack Harper	9	171	19.6	0	—
1962	Bob Hoover	11	253	23.0	0	—
1961	Don Goodman	10	261	26.1	0	—
1960	Don Goodman	6	180	30.0	0	—
1959	Don Deal	9	208	23.2	0	—

PUNT RETURNS

Year	Leader	No	Yds	Avg	TD	Lg
2013	Marcus Roberson	14	129	9.2	0	38
2012	Andre Debose	10	93	9.3	0	32
2011	Chris Rainey	12	106	8.8	1	22
2010	Janoris Jenkins	18	150	8.3	0	33
2009	Brandon James	33	244	7.4	0	49
2008	Brandon James	37	510	13.8	2	78
2007	Brandon James	14	254	18.1	1	83
2006	Brandon James	33	363	11.0	1	77
2005	Vernell Brown	26	197	7.6	0	29
2004	Vernell Brown	21	161	7.7	0	43
2003	Keiwan Ratliff	30	341	11.1	0	29
2002	Keiwan Ratliff	32	341	10.7	0	41
2001	Lito Sheppard	26	246	9.5	0	28
2000	Lito Sheppard	22	307	14.0	2	57
1999	Bo Carroll	14	153	10.9	0	37
1998	Travis McGriff	21	145	6.9	0	31
1997	Jacquez Green	27	392	14.5	2	86
1996	Jacquez Green	25	324	13.0	2	79
1995	Reidel Anthony	11	122	11.1	0	52
1994	Sorola Palmer	28	276	9.9	0	21
1993	Sorola Palmer	13	129	9.9	0	33
1992	Monty Duncan	17	100	5.9	0	14
1991	Monty Duncan	29	200	6.9	0	25
1990	Terence Barber	27	189	7.0	0	73
1989	Tony Lomack	13	33	2.5	0	14
1988	Stacey Simmons	18	145	8.1	0	17
1987	Jarvis Williams	20	222	11.1	0	49
1986	Ricky Nattiel	12	75	6.3	0	14
1985	Ricky Nattiel	20	182	9.1	0	31
1984	Ricky Nattiel	22	346	15.7	1	67
1983	Roger Sibbald	13	94	7.2	0	13
1982	Ivory Curry	22	191	8.7	0	44
1981	Ivory Curry	28	263	9.4	0	34
1980	Ivory Curry	25	177	7.1	1	71
1979	Cris Collinsworth	15	29	1.9	0	13
1978	Tony Waters	8	124	15.5	0	26
1977	Wes Chandler	10	140	14.0	0	60
1976	Wes Chandler	13	175	13.5	0	54
1975	Tony Green	13	154	11.8	0	34
1974	Tyson Sever	16	88	5.6	0	18
1973	Tyson Sever	21	97	4.6	0	21
1972	Tyson Sever	35	354	10.1	1	71
1971	Harvin Clark	6	98	16.1	1	82
1970	Carlos Alvarez	9	166	18.4	1	72
1969	Steve Tannen	16	137	8.5	0	24
1968	Steve Tannen	22	255	11.5	2	72
1967	Richard Trapp	27	204	7.6	0	—
1966	George Grandy	27	243	9.0	1	83
1965	Jack Harper	19	252	13.3	0	—
1964	Allen Trammell	10	171	17.1	1	61
1963	Bruce Bennett	10	134	13.4	1	51
1962	Hagood Clarke	10	139	13.9	0	—
1961	Hagood Clarke	4	120	30.0	0	80
1960	Larry Libertore	17	153	9.0	0	—
1959	Jack Westbrook	13	125	9.7	0	—
1958	Jimmy Dunn	11	104	9.4	0	—
1956	Jackie Simpson	6	104	17.3	1	—
1955	Jackie Simpson	17	267	14.6	1	—

YEARLY LEADERS

PUNTING LEADERS

Year	Leader	No	Yds	Avg	Lg
2013	Johnny Townsend	29	1,217	42.0	61
2012	Kyle Christy	66	3,023	45.8	62
2011	Kyle Christy	30	1,227	40.9	67
2010	Chas Henry	50	2,253	45.1	75
2009	Chas Henry	34	1,476	43.4	61
2008	Chas Henry	44	1,908	43.4	67
2007	Chas Henry	37	1,453	39.3	54
2006	Eric Wilbur	53	2,244	42.3	64
2005	Eric Wilbur	59	2,459	41.7	63
2004	Eric Wilbur	53	2,243	42.3	57
2003	Eric Wilbur	66	2,954	44.8	75
2002	Ingle Martin	46	1,619	35.2	70
2001	Matt Leach	26	1,044	40.2	54
2000	Alan Rhine	47	2,035	43.3	65
1999	Alan Rhine	47	1,898	40.4	57
1998	David Wasielewski	52	2,100	40.4	53
1997	Robby Stevenson	45	1,865	41.4	58
1996	Robby Stevenson	35	1,475	42.1	64
1995	Robby Stevenson	33	1,264	38.3	52
1994	Shayne Edge	37	1,614	43.6	55
1993	Shayne Edge	43	1,837	42.7	61
1992	Shayne Edge	56	2,287	40.8	76
1991	Shayne Edge	46	1,991	43.3	62
1990	Arden Czyzewski	32	1,109	34.7	47
1989	Hank Rone	41	1,525	37.2	65
1988	Fernando Acosta-Rua	23	876	38.1	53
1987	Jamie McAndrew	41	1,636	39.9	54
1986	Jamie McAndrew	57	2,178	38.2	54
1985	Ray Criswell	55	2,459	44.7	63
1984	Ray Criswell	28	1,220	43.6	64
1983	Ray Criswell	30	1,421	47.4	59
1982	Ray Criswell	48	2,053	42.8	73
1981	Joe Borajkiewicz	63	2,552	40.5	63
1980	Mark Dickert	60	2,501	41.7	62
1979	Bill Conover	76	2,869	37.8	53
1978	Bill Conover	59	2,398	40.6	60
1977	Alan Williams	57	2,438	42.8	64
1976	Alan Williams	43	1,681	39.1	57
1975	Tom Dolfi	56	2,160	38.6	55
1974	Buster Morrison	56	2,334	39.6	66
1973	Buster Morrison	70	2,853	40.8	62
1972	Buster Morrison	83	3,187	38.4	—
1971	John James	57	2,297	40.3	62
1970	John James	62	2,296	37.0	56
1969	Hunter Bowen	30	1,069	35.6	45
1968	Larry Rentz	49	1,754	35.7	—
1967	Larry Rentz	33	1,318	39.9	—
1966	Steve Spurrier	45	1,836	40.8	—
1965	Steve Spurrier	37	1,516	41.0	—
1964	Steve Spurrier	48	1,890	39.4	63
1963	H. A. Seymour	52	2,114	40.7	—
1962	Hagood Clarke	46	1,884	41.0	—
1961	Don Ringgold	50	1,839	36.7	65
1960	Don Ringgold	34	1,347	39.6	—
1959	Bobby Joe Green	54	2,424	44.9	65
1958	Bobby Joe Green	43	1,705	39.6	82
1957	Jimmy Dunn	28	930	33.2	—
1956	Harry Spears	34	1,295	38.1	—
1955	Don Chandler	22	975	44.3	76

TACKLE LEADERS

Year	Leader	Total	Solo	Ast
2013	Michael Taylor, LB	62	30	32
2012	Josh Evans, S	83	49	34
2011	Jon Bostic, LB	94	60	34
2010	Ahmad Black, S	108	73	35
2009	Ryan Stamper, LB	78	42	36
2008	Brandon Spikes, LB	93	52	41
2007	Brandon Spikes, LB	131	81	50
2006	Earl Everett, LB	85	50	35
2005	Earl Everett, LB	72	39	33
2004	Brandon Siler, LB	77	50	27
2003	Daryl Dixon, DB	115	68	47
2002	Bam Harmon, LB	168	104	64
2001	Andra Davis, LB	107	68	39
2000	Todd Johnson, DB	102	67	35
1999	Marquand Manuel, DB	118	73	45
1998	Mike Peterson, LB	127	73	54
1997	Johnny Rutledge, LB	67	44	23
1996	James Bates, LB	135	58	77
1995	Lawrence Wright, DB	109	72	37
1994	Ben Hanks, NB	93	60	33
1993	Ed Robinson, ILB	117	59	58
1992	Carlton Miles, LB	142	81	61
1991	Carlton Miles, LB	102	46	56
1990	Jerry Odom, LB	85	47	38
1989	Pat Moorer, LB	100	55	45
1988	Pat Moorer, LB	77	49	28
1987	Jarvis Williams, DB	77	55	22
1986	Scott Armstrong, LB	130	61	69
1985	Alonzo Johnson, LB	106	67	39
1984	Alonzo Johnson, LB	90	52	38
1983	Fred McCallister, LB	116	70	46
1982	Wilber Marshall, LB	123	70	53
1981	Wilber Marshall, LB	121	78	43
1980	David Little, LB	161	101	60
1979	Robin Fisher, NG	110	73	37
1978	Scot Brantley, LB	193	115	78
1977	Charlie Williams, LB	153	98	55
1976	Scot Brantley, LB	145	93	52
1975	Sammy Green, LB	202	126	76
1974	Glenn Cameron, LB	185	120	65
1973	Ralph Ortega, LB	113	—	—

Prior to 1973, no tackle stats were kept or are available.

Beginning in 2004, tackle stats went by press box totals.

UF BOWL RECORDS

INDIVIDUAL RECORDS

Rushing Yards

FLORIDA

234—Fred Taylor (43 carries), 1998 Citrus Bowl
 187—Larry Smith (23 carries), 1967 Orange Bowl
 182—Errict Rhett (39 carries), 1992 Gator Bowl
 165—Percy Harvin (13 carries), 2008 Capital One Bowl
 159—Emmitt Smith (28 carries), 1988 All-American Bowl
 149—Earnest Graham (16 carries), 2002 Orange Bowl
 136—Earnest Graham (15 carries), 2001 Sugar Bowl
 128—Emmitt Smith (17 carries), 1987 Aloha Bowl
 122—Percy Harvin (9 carries), 2009 BCS National Championship
 120—Earnest Graham (22 carries), 2003 Outback Bowl

OPPONENT

199—Tommy Frazier (Nebraska, 16 carries), 1996 Fiesta Bowl
 165—Lawrence Phillips (Nebraska, 25 carries), 1996 Fiesta Bowl
 161—Gary Anderson (Arkansas, 26 carries), 1982 Bluebonnet Bowl
 159—Charlie Wysocki (Maryland, 39 carries), 1980 Tangerine Bowl
 156—Chuck Varner (Miami, Ohio, 28 carries), 1973 Tangerine Bowl
 150—Fred Russell (Iowa, 21 carries), 2003 Outback Bowl
 150—Jerome Bettis (Notre Dame, 16 carries), 1992 Sugar Bowl

Passing Yards

FLORIDA

482—Tim Tebow (Cincinnati, 31 of 35), 2010 Sugar Bowl*
 394—Danny Wuerffel (Florida St., 28 of 39), 1995 Sugar Bowl
 370—Shane Matthews (Notre Dame, 28 of 58), 1992 Sugar Bowl
 352—Steve Spurrier (Missouri, 27 of 45), 1966 Sugar Bowl
 323—Rex Grossman (Michigan, 21 of 41), 2003 Outback Bowl
 306—Danny Wuerffel (Florida St., 18 of 34), 1997 Sugar Bowl
 288—Doug Johnson (Michigan State, 24 of 50), 2000 Citrus Bowl
 278—Chris Leak (Iowa, 25 for 40), 2006 Outback Bowl
 271—Wayne Peace (Maryland, 20 of 34), 1980 Tangerine Bowl
 268—Chris Leak (Michigan, 22 of 41), 2003 Outback Bowl

*UF Record

OPPONENT

373—Chad Henne (Michigan, 25 of 39), 2008 Capital One Bowl
 346—Drew Tate (Iowa, 32 of 55), 2006 Outback Bowl
 319—John Navarre (Michigan, 21 of 36) 2003 Outback Bowl
 271—Thad Busby (Florida St., 17 of 41), 1997 Sugar Bowl

270—Ken Dorsey (Miami, 22 of 40), 2001 Sugar Bowl
 266—Teddy Bridgewater (Louisville, 20 of 32), 2013 Sugar Bowl
 257—Bill Burke (Michigan State, 21 of 35), 2000 Citrus Bowl
 257—Shaun Hill (Maryland, 23 of 39), 2002 Orange Bowl
 256—Sam Bradford (Oklahoma, 26 of 41), 2009 BCS National Championship
 252—Danny Kanell (Florida St., 23 of 40), 1995 Sugar Bowl
 217—Cary Conklin (Washington, 21 of 39), 1989 Freedom Bowl
 173—Troy Aikman (UCLA, 19 of 30), 1987 Aloha Bowl

TOUCHDOWN PASSES

4—Rex Grossman, 2002 Orange Bowl
 3—Tim Tebow, 2010 Sugar Bowl
 3—Tim Tebow, 2008 Capital One Bowl
 3—Doug Johnson, 2000 Citrus Bowl
 3—Danny Wuerffel, 1997 Sugar Bowl
 3—Bob Hewko, 1982 Bluebonnet Bowl

Most Receptions

FLORIDA

11—Travis Taylor (vs. Michigan State), 2000 Citrus Bowl
 10—Dallas Baker (vs. Iowa), 2006 Outback Bowl
 10—Taylor Jacobs (vs. Maryland), 2002 Orange Bowl
 9—Aaron Hernandez (vs. Cincinnati), 2010 Sugar Bowl
 9—Percy Harvin (vs. Michigan), 2008 Capital One Bowl
 9—Percy Harvin (vs. Ohio State), 2007 BCS National Championship
 9—Willie Jackson (vs. West Virginia), 1994 Sugar Bowl
 9—Barry Brown (vs. Missouri), 1966 Sugar Bowl
 8—six times, most recent: O.J. Small (vs. Miami), 2004 Peach Bowl

Individual Receiving Yards

181—Riley Cooper (vs. Cincinnati), 2010 Sugar Bowl
 170—Taylor Jacobs (vs. Maryland), 2002 Orange Bowl
 166—Cris Collinsworth (vs. Maryland), 1980 Tangerine Bowl
 159—Travis Taylor (vs. Syracuse), 1999 Orange Bowl
 156—Travis Taylor (vs. Michigan State), 2000 Citrus Bowl
 150—Ike Hilliard (vs. Florida St.), 1997 Sugar Bowl
 148—Willie Jackson (vs. Notre Dame), 1992 Sugar Bowl
 147—Dallas Baker (vs. Iowa), 2006 Outback Bowl
 131—Willie Jackson (vs. West Virginia), 1994 Sugar Bowl
 128—Jack Jackson (vs. Florida St.), 1995 Sugar Bowl

Total Offense

533—Tim Tebow (482 pass, 51 run), vs. Cincinnati, 2010 Sugar Bowl
 397—Shane Matthews (370 pass, 27 run), vs. Notre Dame, 1992 Sugar Bowl
 371—Danny Wuerffel (394 pass, -23 run), vs.

Florida St., 1995 Sugar Bowl
 346—Rex Grossman (323 pass, 23 run), vs. Michigan, 2003 Outback Bowl
 343—Steve Spurrier (352 pass, -9 run), vs. Missouri, 1966 Sugar Bowl
 340—Tim Tebow (231 Pass, 109 run), vs. Oklahoma, 2009 BCS National Championship
 296—Danny Wuerffel (306 pass, -10 run) vs. Florida St., 1997 Sugar Bowl
 283—Wayne Peace (271 pass, 12 run), vs. Maryland, 1980 Tangerine Bowl

Scoring

18—Travis Taylor (vs. Michigan State), 2000 Citrus Bowl (3 TDs)
 18—Ike Hilliard (vs. Florida St.), 1997 Sugar Bowl (3 TDs)
 18—Errict Rhett (vs. West Virginia), 1994 Sugar Bowl (3 TDs)
 18—Dwayne Dixon (vs. Arkansas), 1982 Bluebonnet Bowl (3 TDs)
 16—Arden Czyzewski (vs. Notre Dame), 1992 Sugar Bowl (5 FGs-Sugar Bowl record; 1 PAT)

Longest Plays

RUSHING

94—Larry Smith (vs. Georgia Tech), 1967 Orange Bowl

RUSHING (Touchdown)

94—Larry Smith (vs. Georgia Tech), 1967 Orange Bowl

PASS (Touchdown)

82—Danny Wuerffel to Ike Hilliard (vs. Florida St.), 1995 Sugar Bowl

FIELD GOAL

51—Jeff Chandler (vs. Miami), 2001 Sugar Bowl

PUNT

69—Robby Stevenson (vs. Florida St.), 1997 Sugar Bowl

TEAM RECORDS

Scoring

Most Points by Florida: 56 (vs. Maryland), 2002 Orange Bowl
 Most Points by an Opponent: 62 (vs. Nebraska), 1996 Fiesta Bowl
 Most Points (Both teams): 86 (Florida 24, Nebraska 62), 1996 Fiesta Bowl
 Fewest Points by Florida: 0 (vs. Maryland), 1975 Gator Bowl
 Fewest Points by an Opponent: 6 (Iowa), 1983 Gator Bowl; (Penn State) 1998 Citrus Bowl
 Fewest Points (Both teams): 10 (Mississippi 7, Florida 3), 1958 Gator Bowl

Rushing

Most Yards by Florida: 284 (vs. Georgia Tech), 1967 Orange Bowl
 Most Yards by an Opponent: 524 (Nebraska), 1996 Fiesta Bowl
 Fewest Yards by Florida: -30 (vs. West Virginia), 1981 Peach Bowl
 Fewest Yards by Opponent: 40 (Baylor), 1960 Gator Bowl

Passing

Most Yards Passing by Florida: 482 (vs. Cincinnati), 2010 Sugar Bowl
 Most Yards Passing by Opponent: 373 (Michigan), 2008 Capital One Bowl
 Fewest Yards Passing by Florida: 28 (vs. Maryland), 1975 Gator Bowl
 Fewest Yards Passing by Opponent: 6 (Miami University), 1973 Tangerine Bowl
 Most Passes Attempted by Florida: 58 (vs. Notre Dame), 1992 Sugar Bowl
 Most Passes Attempted by Opponent: 55 (Iowa), 2006 Outback Bowl
 Fewest Passes Attempted by Florida: 8 (vs. Baylor), 1960 Gator Bowl
 Fewest Passes Attempted by Opponent: 7 (Ole Miss), 1958 Gator Bowl
 Most Passes Completed by Florida: 33 (vs. Maryland), 2002 Orange Bowl
 Most Passes Completed by Opponent: 32 (Iowa), 2006 Outback Bowl
 Fewest Passes Completed by Florida: 3 (vs. Maryland), 1975 Gator Bowl
 Fewest Passes Completed by Opponent: 1 (Miami University), 1973 Tangerine Bowl

Total Offense

Most Yards by Florida: 659 (vs. Cincinnati); 177 run, 482 pass), 2010 Sugar Bowl; (vs. Maryland; 203 run, 456 pass), 2002 Orange Bowl
 Most Yards by Opponent: 629 (vs. Nebraska; 524 rush, 105 pass) 1996 Fiesta Bowl
 Most Yards (Both teams): 1,019 (Florida 659, Maryland 360), 2002 Orange Bowl
 Fewest Yards by Florida: 105 (vs. West Virginia; 135 pass, -30 run), 1981 Peach Bowl
 Fewest Yards by Opponent: 82 (Ohio State; 35 pass, 47 run), 2007 BCS National Championship
 Fewest Yards (Both teams): 387 (Florida 248, Penn State 139), 1962 Gator Bowl

2010 SUGAR BOWL

Florida set or tied 11 Sugar Bowl records and four BCS game records in the 2010 Sugar Bowl.

INDIVIDUAL

Most consecutive completions: 12, Tim Tebow
 Total offense: 533*, Tim Tebow (482 pass, 51 rush)
 Passing yards: 482*, Tim Tebow
 Completions: 31, Tim Tebow (ties record)
 Completion percentage: 88.6*, Tim Tebow
 Touchdown responsibility: 4, Tim Tebow (3 pass, 1 rush) (ties record)

TEAM

Total offense: 659* (484 pass, 177 rush; ties record)
 Yards per play: 9.41
 Completions: 35
 Fewest rushing attempts: 56 (Florida 33, Cincy 3)
 Completions: 58 (Florida 31, Cincinnati 27)

*Also a BCS Bowl record

RUSHING RECORDS

ATTEMPTS

Career

873—Erict Rhett, 1990-93
700—Emmitt Smith, 1987-89
692—Tim Tebow, 2006-09
639—Neal Anderson, 1982-85
603—Earnest Graham, 1999-2002
537—Fred Taylor, 1994-97
520—Larry Smith, 1966-68
468—John L. Williams, 1982-85
466—James Jones, 1979-82
448—Tommy Durrance, 1969-71

Season

284—Emmitt Smith, 1989
250—Erict Rhett, 1992
247—Erict Rhett, 1993
244—Mike Gillislee, 2012
240—Earnest Graham, 2002
238—Neal Anderson, 1985
229—Emmitt Smith, 1987
224—Erict Rhett, 1991
222—Ciatrick Fason, 2004
217—Tim Tebow, 2009
By a Senior: 247—Erict Rhett, 1993
By a Junior: 284—Emmitt Smith, 1989
By a Sophomore: 224—Erict Rhett, 1991
By a Freshman: 229—Emmitt Smith, 1987

Game

41—Erict Rhett vs. Georgia, 1993
39—Emmitt Smith vs. Alabama, 1987
34—Mike Gillislee vs. LSU, 2012
34—Fred Taylor vs. Auburn, 1997
33—Erict Rhett vs. Kentucky, 1992
33—Neal Anderson vs. Kentucky, 1982
32—Earnest Graham vs. Kentucky, 2002
32—Emmitt Smith vs. LSU, 1987
31—Emmitt Smith vs. New Mexico, 1989
31—Neal Anderson vs. Kentucky, 1985
By a Senior: 41—Erict Rhett vs. Georgia, 1993
By a Junior: 33—Erict Rhett vs. Kentucky, 1992
By a Sophomore: 28—Emmitt Smith vs. Kentucky, 1988; **MATT JONES** vs. Kentucky, 2013
By a Freshman: 39—Emmitt Smith vs. Alabama, 1987

YARDAGE

Career

4,163—Erict Rhett, 1990-93
3,928—Emmitt Smith, 1987-89
3,234—Neal Anderson, 1982-85
3,075—Fred Taylor, 1994-97
3,065—Earnest Graham, 1999-2002
2,947—Tim Tebow, 2006-09
2,590—Tony Green, 1974-77
2,470—Jeff Demps, 2008-11
2,464—Chris Rainey, 2007-11
2,409—John L. Williams, 1982-85

Season

1,599—Emmitt Smith, 1989
1,341—Emmitt Smith, 1987
1,307—Jimmy DuBose, 1975
1,292—Fred Taylor, 1997
1,289—Erict Rhett, 1993
1,267—Ciatrick Fason, 2004
1,152—Mike Gillislee, 2012
1,109—Erict Rhett, 1991

1,085—Earnest Graham, 2002
1,034—Neal Anderson, 1985
By a Senior: 1,307—Jimmy DuBose, 1975
By a Junior: 1,599—Emmitt Smith, 1989
By a Sophomore: 1,109—Erict Rhett, 1991
By a Freshman: 1,341—Emmitt Smith, 1987

Game

316—Emmitt Smith vs. New Mexico, 1989
224—Emmitt Smith vs. Alabama, 1987
218—Red Bethea vs. Chicago, 1930
210—Ciatrick Fason vs. Kentucky, 2004
204—Jimmy DuBose vs. Florida St., 1975
202—Emmitt Smith vs. Vanderbilt, 1989
199—Chuck Hunsinger vs. Furman, 1949
197—Neal Anderson vs. Kentucky, 1982
196—Erict Rhett vs. Auburn, 1993
193—Erict Rhett vs. Kentucky, 1992
By a Senior: 218—Red Bethea vs. Chicago, 1930
By a Junior: 316—Emmitt Smith vs. New Mexico, 1989
By a Sophomore: 190—Ciatrick Fason vs. South Carolina, 2003
By a Freshman: 224—Emmitt Smith vs. Alabama, 1987

AVERAGE PER CARRY

Career

(Min. 400 attempts)
5.8—Tony Green, 1974-77 (445 attempts)
(Min. 300 attempts)
6.7—Jeff Demps, 2008-11 (367 attempts)

Season

(Min. 200 attempts)
6.0—Fred Taylor, 1997 (214 attempts)
(Min. 100 attempts)
7.5—Elijah Williams, 1995 (114 attempts)

Game

(Min. 25 attempts)
10.2—Emmitt Smith vs. New Mexico, 1989 (31-316)
(Min. 10 attempts)
16.2—Tony Green vs. Maryland, 1974 (11-178)
(Min. 5 attempts)
22.7—Bo Carroll vs. Central Michigan, 1997 (7-159)
(Min. 4 attempts)
26.0—John L. Williams vs. Mississippi St., 1983 (4-104)

TOUCHDOWNS

Career

*57—Tim Tebow, 2006-09
36—Emmitt Smith, 1987-89
34—Erict Rhett, 1990-93
33—Earnest Graham, 1999-2002
31—Fred Taylor, 1994-97
30—Neal Anderson, 1982-85
25—DeShawn Wynn, 2003-06
25—Buford Long, 1950-52
24—Larry Smith, 1966-68
23—Jeff Demps, 2008-11
*SEC Record

Season

23—Tim Tebow, 2007
14—Tim Tebow, 2009
14—Emmitt Smith, 1989
14—Buford Long, 1952
13—Fred Taylor, 1997
13—Emmitt Smith, 1987
12—Tim Tebow, 2008
12—Tommy Durrance, 1969
11—Trey Burton, 2010
11—Earnest Graham, 2002
11—Erict Rhett, 1993

Game

5—Trey Burton vs. Kentucky, 2010
5—Tim Tebow vs. South Carolina, 2007
4—Jesse Palmer vs. Kentucky, 2000
4—Fred Taylor vs. Florida St., 1997
4—Rammy Ramsdell vs. Mercer, 1915
4—Tommy Owens vs. Mercer, 1928

AVERAGE RUSHING YARDAGE PER GAME

Career

126.7—Emmitt Smith, 1987-89 (3,928 in 31 games)
90.5—Erict Rhett, 1990-93 (4,163 in 46 games)
80.9—Fred Taylor, 1994-97 (3,075 in 38 games)
75.2—Neal Anderson, 1982-85 (3,234 in 43 games)

Season

145.4—Emmitt Smith, 1989 (1,599 in 11 games)
121.9—Emmitt Smith, 1987 (1,341 in 11 games)
118.8—Jimmy DuBose, 1975 (1,307 in 11 games)
117.5—Fred Taylor, 1997 (1,292 in 11 games)
109.7—Emmitt Smith, 1988 (988 in 9 games)
107.4—Erict Rhett, 1993 (1,289 in 12 games)

By a Senior: 118.8—Jimmy DuBose, 1975 (1,307 in 11 games)

By a Junior: 145.4—Emmitt Smith, 1989 (1,599 in 11 games)

By a Sophomore: 109.7—Emmitt Smith, 1988 (988 in 9 games)

By a Freshman: 121.9—Emmitt Smith, 1987 (1,341 in 11 games)

RUSHING YARDS BY A WIDE RECEIVER

Career

1,852—Percy Harvin, 2006-08
356—Wes Chandler, 1976-77
323—Omarus Hines, 2008-12
293—Andre Caldwell, 2003-07
217—Solomon Patton, 2010-13
210—Cris Collinsworth, 1977-80
165—Jacquez Green, 1998-99
147—John Capel, 1998-99
91—Reche Caldwell, 1999-2001
90—Chad Jackson, 2003-05

Season

764—Percy Harvin, 2007
660—Percy Harvin, 2008
428—Percy Harvin, 2006
353—Wes Chandler, 1977
159—Omarus Hines, 2012
152—Omarus Hines, 2010
140—Solomon Patton, 2012
109—Brandon James, 2009

102—Andre Caldwell, 2006
93—Jacquez Green, 1995

RUSHING YARDS BY A QUARTERBACK

Career

2,947—Tim Tebow, 2006-09
786—Larry Libertore, 1960-62
655—Terry LeCount, 1975-77
582—Jimmy Fisher, 1975-77
513—Don Gaffney, 1973-75

Season

910—Tim Tebow, 2009
895—Tim Tebow, 2007
673—Tim Tebow, 2008
628—Terry LeCount, 1977
469—Tim Tebow, 2006
420—Larry Libertore, 1962
413—Jeff Driskel, 2012
349—Trey Burton, 2010
328—Jordan Reed, 2010
288—Jimmy Fisher, 1976

Game

177—**JEFF DRISKEL** vs. Vanderbilt, 2012
166—Tim Tebow vs. Ole Miss, 2007
123—Tim Tebow vs. Kentucky, 2009
120—Tim Tebow vs. South Carolina, 2007
110—Trey Burton vs. Georgia, 2010
109—Tim Tebow vs. Oklahoma, 2008
109—Larry Rentz vs. Tulane, 1967
108—Terry LeCount vs. Georgia, 1977
103—Jimmy Fisher vs. Miami, 1976

RUSHING TOUCHDOWNS BY A QUARTERBACK

Career

*57—Tim Tebow, 2006-09

Season

*23—Tim Tebow, 2007
14—Tim Tebow, 2009
12—Tim Tebow, 2008
11—Trey Burton, 2010
8—Tim Tebow, 2006
8—Jimmy Fisher, 1979
*SEC Record

Game

5—Trey Burton vs. Kentucky, 2010
5—Tim Tebow vs. South Carolina, 2007
4—Jesse Palmer vs. Kentucky, 2000

100-YARD GAMES

Career

23—Emmitt Smith, 1987-89
20—Erict Rhett, 1990-93
14—Fred Taylor, 1994-97
14—Neal Anderson, 1982-85
10—Earnest Graham, 1999-2002
8—John L. Williams, 1982-85
7—Ciatrick Fason, 2002-04
7—Jimmy DuBose, 1973-75
7—Larry Smith, 1966-68

100-yard Games (Cont.)

Season

- 9—Emmitt Smith, 1989
- 8—Fred Taylor, 1997
- 8—Emmitt Smith, 1987
- 7—Errict Rhett, 1993
- 6—Ciatrick Fason, 2004
- 6—Errict Rhett, 1991
- 6—Emmitt Smith, 1988
- 6—Jimmy DuBose, 1975

Consecutive 100-yard Games In A Season

- 6—Emmitt Smith, 1987 vs. Tulsa (109), Alabama (224), Mississippi St. (173), LSU (184), Cal State-Fullerton (130), Temple (175)
- 5—Fred Taylor, 1997 vs. So. Mississippi (101), Central Michigan, (106), Tennessee (134), Kentucky (126), Arkansas (103)
- 5—Emmitt Smith, 1988 vs. Montana St. (148), Ole Miss (109), Indiana St. (109), Mississippi St. (164), LSU (132)
- 4—Jimmy DuBose, 1975, vs. Vanderbilt (180), Florida St. (204), Duke (141), Auburn (149)
- 4—Errict Rhett, 1991, vs. Auburn (106), Georgia (124), Kentucky (154), Florida St. (109)
- 4—Errict Rhett, 1993, vs. Arkansas State (108), Kentucky (136), Tennessee (147), Mississippi St. (122)

Most Consecutive 100-Yard Games

- 8—Emmitt Smith (last three games of 1987 and first five games of 1988)

Streaks of 100-Yard Rushing Games

- 6—Emmitt Smith, 1987 vs. Tulsa, Alabama, Mississippi St., LSU, Cal State-Fullerton, Temple
- 5—Fred Taylor, 1997 vs. So. Miss, Central Michigan, Tennessee, Kentucky, Arkansas
- 5—Emmitt Smith, 1988 vs. Montana State, Ole Miss, Indiana State, Mississippi St., LSU
- 4—Errict Rhett, 1993 vs. Arkansas State, Kentucky, Tennessee, Mississippi St.
- 4—Errict Rhett, 1991 vs. Auburn, Georgia, Ken-

- tucky, Florida St.
- 4—Jimmy DuBose, 1975 vs. Vanderbilt, Florida St., Duke, Auburn
- 3—Chris Rainey, 2011 vs. UAB, Tennessee, Kentucky
- 3—Ciatrick Fason, 2004 vs. Mississippi St., Georgia, Vanderbilt
- 3—Emmitt Smith, 1989 vs. Georgia, Kentucky, Florida St.
- 3—Emmitt Smith, 1989 vs. LSU, Vanderbilt, New Mexico
- 3—Emmitt Smith, 1989 vs. Ole Miss, Louisiana Tech, Memphis State
- 3—Neal Anderson, 1985 vs. Mississippi St., LSU, Tennessee
- 3—Neal Anderson, 1984 vs. Tennessee, Cincinnati, Auburn
- 3—Neal Anderson, 1982 vs. Kentucky, Tulane, Florida St.
- 2—Mike Gillislee, 2012 vs. Jacksonville St., Florida St.
- 2—Jeff Demps, 2008 vs. Arkansas, LSU
- 2—Percy Harvin, 2007 vs. Florida St., Michigan
- 2—Percy Harvin, 2007 vs. Georgia, Vanderbilt
- 2—DeShawn Wynn, 2006 vs. Tennessee, Kentucky
- 2—Earnest Graham, 1999 vs. Vanderbilt, South Carolina
- 2—Terry Jackson, 1998 vs. Kentucky, Alabama
- 2—Terry Jackson, 1998 vs. The Citadel, NE Louisiana
- 2—Fred Taylor, 1997 vs. South Carolina, Florida St.
- 2—Fred Taylor, 1996 vs. LSU, Auburn
- 2—Elijah Williams, 1996 vs. LSU, Auburn
- 2—Elijah Williams, 1995 vs. South Carolina, Vanderbilt
- 2—Terry Jackson, 1995 vs. Kentucky, Tennessee
- 2—Errict Rhett, 1993 vs. Auburn, Georgia
- 2—Errict Rhett, 1990 vs. Mississippi St., LSU
- 2—Bo Carroll, 1989 vs. Auburn, Georgia
- 2—Emmitt Smith, 1987 vs. Kentucky, Florida St.
- 2—John L. Williams, 1984 vs. Tennessee, Cincinnati
- 2—John L. Williams, 1983 vs. Vanderbilt, East Carolina
- 2—Jimmy DuBose, 1975 vs. N.C. State, Mississippi St.
- 2—Nat Moore, 1972 vs. Alabama, Ole Miss
- 2—Larry Smith, 1968 vs. Tulane, North Carolina

- 2—Larry Smith, 1967 vs. Tulane, Vanderbilt
- 2—Rick Casares, 1951 vs. Loyola, Auburn

MOST YARDS RUSHING IN TWO CONSECUTIVE GAMES

- 518—Emmitt Smith, 1989, vs. Vanderbilt (202), New Mexico (316)
- 397—Emmitt Smith, 1987, vs. Alabama (224), Mississippi St. (173)

MOST YARDS RUSHING IN THREE CONSECUTIVE GAMES

- 635—Emmitt Smith, 1989, vs. LSU (117), Vanderbilt (202), New Mexico (316)

LONGEST RUSHING PLAYS (Touchdowns)

- 96—Emmitt Smith vs. Mississippi St., 1988
- 91—Willie Wilder vs. Mississippi St., 1976
- 91—Herb McAnley vs. Sewanee, 1932
- 90—Ken McLean vs. Georgia, 1944
- 86—John L. Williams vs. West Texas State, 1982
- 84—Jeff Demps vs. Kentucky, 2011
- 84—Bobby Lance vs. Auburn, 1954
- 80—Trey Burton vs. Tennessee, 2012
- 80—Percy Harvin vs. South Carolina, 2008
- 80—Neal Anderson vs. Tennessee, 1984
- 80—Tony Green vs. Mississippi St., 1977
- 80—Jimmy DuBose vs. Vanderbilt, 1975
- 80—Bobby Forbes vs. Auburn, 1947
- 77—Buford Long vs. Georgia, 1952
- 76—Chris Rainey vs. Charleston Southern, 2009
- 76—Neal Anderson vs. LSU, 1983
- 76—Jimmy Dunn vs. Georgia, 1958
- 75—Chris Rainey vs. Arkansas, 2008
- 75—Ciatrick Fason vs. Arkansas, 2003
- 75—Lorenzo Hampton vs. West Texas State, 1982
- 75—Bob Hoover vs. Texas A&M, 1962

YEAR-BY-YEAR INDIVIDUAL 100-YARD RUSHING GAMES

1965	7	1990	5
1966	2	1991	6
1967	3	1992	3
1968	4	1993	8
1969	2	1994	2
1970	1	1995	6
1971	0	1996	6
1972	6	1997	8
1973	2	1998	5
1974	3	1999	7
1975	6	2000	4
1976	4	2001	1
1977	3	2002	4
1978	1	2003	3
1979	1	2004	6
1980	1	2005	2
1981	0	2006	2
1982	8	2007	7
1983	6	2008	8
1984	8	2009	3
1985	5	2010	2
1986	1	2011	7
1987	8	2012	6
1988	6	2013	2
1989	10	TOTAL:	210

TOP YEAR-BY-YEAR INDIVIDUAL 100-YARD RUSHING GAMES

1989	10	1999	7
2008	8	2012	6
1997	8	1996	6
1993	8	1995	6
1987	8	1991	6
1984	8	1988	6
1982	8	1983	6
2011	7	1975	6
2007	7	1972	6

SAME GAME 100-YARD RUSHING PERFORMANCES

- 2011 vs. Kentucky, Jeff Demps (157) and Chris Rainey (105)
- 2008 vs. Oklahoma, Percy Harvin (122) and Tim Tebow (109)
- 2008 vs. The Citadel, Chris Rainey (142) and Emmanuel Moody (116)
- 2008 vs. Arkansas, Chris Rainey (103) and Jeff Demps (103)
- 1997 vs. Central Michigan, Bo Carroll (159) and Fred Taylor (106)
- 1996 vs. LSU, Elijah Williams (109) and Fred Taylor (107)
- 1996 vs. Auburn, Elijah Williams (116) and Fred Taylor (110)
- 1984 vs. Cincinnati, James Massey (120), John L. Williams (111) and Neal Anderson (105)
- 1984 vs. Tennessee, Neal Anderson (178) and John L. Williams (100)
- 1983 vs. East Carolina, John L. Williams (119) and Neal Anderson (118)
- 1982 vs. Florida St., Lorenzo Hampton (138) and Neal Anderson (103)
- 1982 vs. West Texas State, John L. Williams (179) and Lorenzo Hampton (116)
- 1967 vs. Tulane, Larry Smith (115) and Larry Rentz (109)
- *1996 vs. LSU and Auburn marks the only time multiple players have rushed for 100 yards in consecutive games

1,000-YARD RUSHERS

Player	Year	Yards	Carries	Avg	Games to 1,000
Emmitt Smith	1989	1,599	176	9.1	7
Emmitt Smith	1987	1,341	151	8.9	7
Jimmy DuBose	1975	1,307	140	9.3	8
Fred Taylor	1997	1,292	192	6.7	10
Errict Rhett	1993	1,289	175	7.4	8
Ciatrick Fason	2004	1,267	222	5.7	9
Mike Gillislee	2012	1,152	244	4.7	12
Errict Rhett	1991	1,109	200	5.5	10
Earnest Graham	2002	1,085	240	4.5	13
Neal Anderson	1985	1,034	241	4.3	11

100-YARD RUSHING GAMES

316—Emmitt Smith vs. New Mexico, 1989 (31)
 224—Emmitt Smith vs. Alabama, 1987 (39)
 218—Red Bethea vs. Chicago, 1930
 210—Ciatrick Fason vs. Kentucky, 2004 (31)
 204—Jimmy DuBose vs. Florida St., 1975 (22)
 202—Emmitt Smith vs. Vanderbilt, 1989 (25)
 199—Chuck Hunsinger vs. Furman, 1949
 197—Neal Anderson vs. Kentucky, 1982 (33)
 196—Errict Rhett vs. Auburn, 1993 (22)
 193—Errict Rhett vs. Kentucky, 1992 (33)
 190—Ciatrick Fason vs. South Carolina, 2003 (20)
 184—Emmitt Smith vs. LSU, 1987 (32)
 183—Errict Rhett vs. Georgia, 1993 (41)
 182—Earnest Graham vs. UAB, 2002 (18)
 182—Emmitt Smith vs. Memphis St., 1989 (24)
 180—Jimmy DuBose vs. Vanderbilt, 1975 (13)
 179—John L. Williams vs. West Texas St., 1982 (19)
 178—Neal Anderson vs. Tennessee, 1984 (23)
 178—Tony Green vs. Maryland, 1974 (11)
 177—**JEFF DRISKEL** vs. Vanderbilt, 2012 (11)
 177—Bobby Forbes vs. Jax NAS, 1944
 175—Emmitt Smith vs. Temple, 1987 (23)
 174—Chuck Hunsinger vs. Georgia, 1949 (18)
 173—Emmitt Smith vs. Mississippi St., 1987 (20)
 170—Ciatrick Fason vs. Vanderbilt, 2004 (26)
 170—Fred Taylor vs. South Carolina, 1997 (24)
 170—Errict Rhett vs. Alabama, 1991 (23)
 169—Percy Harvin vs. Florida St., 2007 (16)
 169—Earnest Graham vs. Auburn (SECCG), 2000 (19)
 167—**MATT JONES** vs. Kentucky, 2013 (28)
 167—Percy Harvin vs. South Carolina, 2008 (8)
 166—Tim Tebow vs. Ole Miss, 2007 (27)
 165—Percy Harvin vs. Michigan (Bowl), 2008 (13)
 165—Neal Anderson vs. Indiana St., 1983 (26)
 164—Emmitt Smith vs. Mississippi St., 1988 (13)
 162—Fred Taylor vs. Florida St., 1997 (22)
 160—Neal Anderson vs. Tennessee, 1985 (29)
 159—Bo Carroll vs. Central Michigan, 1997 (7)
 158—Jeff Demps vs. Vanderbilt, 2011 (23)
 158—Earnest Graham vs. W. Michigan, 1999 (19)
 157—Jeff Demps vs. Kentucky, 2011 (10)
 157—Neal Anderson vs. Tulane, 1984 (15)
 154—Errict Rhett vs. Kentucky, 1991 (26)
 154—Jimmy DuBose vs. Mississippi St., 1975 (20)
 153—Emmitt Smith vs. Florida St., 1989 (30)
 153—John L. Williams vs. Virginia Tech, 1985 (27)
 149—Neal Anderson vs. LSU, 1983 (15)
 149—Jimmy DuBose vs. Auburn, 1975 (27)
 148—Mike Gillislee vs. Bowling Green, 2012 (24)
 148—Emmitt Smith vs. Montana St., 1988 (19)
 147—Errict Rhett vs. Tennessee, 1993 (30)
 146—James Jones vs. Vanderbilt, 1982 (26)
 146—Nat Moore vs. Kentucky, 1972 (23)
 144—Mike Gillislee vs. LSU, 2012 (34)

143—Ciatrick Fason vs. Mississippi St., 2004 (16)
 143—Elijah Williams vs. Georgia, 1995 (15)
 143—Errict Rhett vs. Mississippi St., 1990 (25)
 143—Jimmy DuBose vs. Auburn, 1974 (25)
 142—Chris Rainey vs. The Citadel, 2008 (7)
 142—Errict Rhett vs. Mississippi St., 1991 (27)
 142—Errict Rhett vs. Auburn, 1990 (15)
 142—Nat Moore vs. Ole Miss, 1972 (16)
 142—Larry Smith vs. North Carolina, 1968 (24)
 141—Jimmy DuBose vs. Duke, 1975 (26)
 140—Mike Gillislee vs. Florida St., 2012 (24)
 140—Fred Taylor vs. Auburn, 1997 (34)
 140—Fred Taylor vs. Vanderbilt, 1994 (16)
 139—Jeff Demps vs. USF, 2010 (11)
 139—Ciatrick Fason vs. Georgia, 2004 (17)
 139—Fred Taylor vs. South Carolina, 1996 (21)
 138—Terry Jackson vs. Kentucky, 1995 (18)
 138—Lorenzo Hampton vs. Florida St., 1982 (23)
 136—Fred Taylor vs. LSU, 1994 (16)
 136—Errict Rhett vs. Kentucky, 1993 (21)
 135—Terry Jackson vs. Alabama, 1998 (25)
 134—Fred Taylor vs. Tennessee, 1997 (17)
 134—Neal Anderson vs. Kentucky, 1985 (31)
 134—Neal Anderson vs. Mississippi St., 1985 (23)
 132—Chris Rainey vs. South Carolina, 2011 (17)
 132—Emmitt Smith vs. LSU, 1988 (27)
 132—Tony Green vs. Utah, 1977 (10)
 131—Earnest Graham vs. Georgia, 2001 (23)
 131—Vince Kendrick vs. North Carolina, 1972 (19)
 130—Emmitt Smith vs. Cal St. Fullerton, 1987 (22)
 129—Jeff Demps vs. LSU, 2008 (10)
 129—Tony Green vs. Tennessee, 1977 (18)
 128—Earnest Graham vs. Kentucky, 2000 (14)
 128—Elijah Williams vs. Vanderbilt, 1995 (9)
 127—Terry Jackson vs. The Citadel, 1998 (10)
 127—Emmitt Smith vs. Kentucky, 1989 (29)
 127—Tommy Durrance vs. Mississippi St., 1969 (21)
 126—Fred Taylor vs. Kentucky, 1997 (14)
 126—Elijah Williams vs. South Carolina, 1995 (14)
 126—Michael Rich vs. Georgia, 1970 (21)
 125—Earnest Graham vs. Vanderbilt, 2002 (24)
 124—Earnest Graham vs. Vanderbilt, 1999 (16)
 124—Errict Rhett vs. Georgia, 1991 (25)
 124—Tony Green vs. Tennessee, 1976 (17)
 124—Willie Wilder vs. Mississippi St., 1976 (7)
 123—Tim Tebow vs. Kentucky, 2009 (16)
 123—Neal Anderson vs. LSU, 1985 (22)
 122—Mike Gillislee vs. Jacksonville St., 2012 (20)
 122—Percy Harvin vs. Oklahoma, 2008 (9)
 122—Errict Rhett vs. Mississippi St., 1993 (19)
 121—Tim Tebow vs. South Carolina, 2007 (26)
 121—Tom Christian vs. Mississippi St., 1968 (9)
 120—Earnest Graham vs. Michigan, 2002 (22)
 120—Robert Gillespie vs. LSU, 2000 (19)

120—Errict Rhett vs. South Carolina, 1993 (29)
 120—Errict Rhett vs. Southern Miss, 1992 (21)
 120—James Massey vs. Cincinnati, 1984 (18)
 120—Malcolm Hammack vs. Georgia Tech, 1954 (14)
 119—Chris Rainey vs. UAB, 2011 (16)
 119—Terry Jackson vs. Tennessee, 1995 (17)
 119—John L. Williams vs. East Carolina, 1983 (17)
 119—Vince Kendrick vs. Auburn, 1973 (23)
 118—Neal Anderson vs. East Carolina, 1983 (23)
 117—Terry Jackson vs. NE Louisiana, 1998 (16)
 117—Emmitt Smith vs. LSU, 1989 (29)
 117—Emmitt Smith vs. Ole Miss, 1989 (26)
 117—Tommy Durrance vs. Miami, 1969 (21)
 116—Emmanuel Moody vs. The Citadel, 2008 (13)
 116—Terry Jackson vs. Kentucky, 1998 (22)
 116—Elijah Williams vs. Auburn, 1996 (16)
 116—Eugene McCaslin vs. Georgia So., 1996 (8)
 116—Lorenzo Hampton vs. West Texas St., 1982 (13)
 115—Mike Gillislee vs. Tennessee, 2012 (18)
 115—Elijah Williams vs. Kentucky, 1994 (13)
 115—Larry Smith vs. Tulane, 1968 (23)
 115—Larry Smith vs. Tulane, 1967 (23)
 115—Larry Smith vs. N.C. St., 1966 (26)
 113—Percy Harvin vs. Vanderbilt, 2007 (11)
 113—Bo Carroll vs. Georgia, 1999 (13)
 113—Emmitt Smith vs. Kentucky, 1988 (28)
 113—Vince Kendrick vs. Mississippi St., 1972 (12)
 112—**MACK BROWN** vs. Toledo, 2013 (25)
 112—Robert Gillespie vs. Ball St., 2000 (17)
 112—Emmitt Smith vs. Kentucky, 1987 (24)
 111—Fred Taylor vs. Auburn, 1995 (17)
 111—Errict Rhett vs. Kentucky, 1990 (18)
 111—John L. Williams vs. Cincinnati, 1984 (12)
 111—James Jones vs. Kentucky, 1980 (22)
 110—Trey Burton vs. Georgia, 2010 (17)
 110—Fred Taylor vs. Auburn, 1996 (14)
 110—John L. Williams vs. Kentucky, 1984 (18)
 109—Tim Tebow vs. Oklahoma, 2008 (22)
 109—DeShawn Wynn vs. Georgia, 2005 (19)
 109—Elijah Williams vs. LSU, 1996 (13)
 109—Errict Rhett vs. Florida St., 1991 (24)
 109—Emmitt Smith vs. Indiana St., 1988 (21)
 109—Emmitt Smith vs. Ole Miss, 1988 (20)
 109—Emmitt Smith vs. Tulsa, 1987 (10)
 109—Lorenzo Hampton vs. Mississippi St., 1982 (12)
 109—Jimmy DuBose vs. N.C. St., 1975 (17)
 109—Nat Moore vs. Florida St., 1973 (15)
 109—Larry Smith vs. Air Force, 1968 (25)
 109—Larry Rentz vs. Tulane, 1967 (13)
 108—Chris Rainey vs. Tennessee (21)
 108—Tim Tebow vs. Troy, 2007 (17)
 108—Ran Carthon vs. Ole Miss., 2003 (15)
 108—Robert Gillespie vs. LSU, 1999 (21)
 108—Robert Gillespie vs. Kentucky, 1999 (12)

108—Errict Rhett vs. Arkansas St., 1993 (16)
 108—Neal Anderson vs. Auburn, 1984 (15)
 108—Calvin Davis vs. Georgia Tech, 1978 (20)
 108—Terry LeCount vs. Georgia, 1977 (16)
 108—Nat Moore vs. Alabama, 1972 (11)
 108—Rick Casares vs. Loyola, 1951 (12)
 107—Fred Taylor vs. LSU, 1996 (16)
 107—James Jones vs. Auburn, 1982 (16)
 106—Jeff Demps vs. Florida St., 2009 (7)
 106—Fred Taylor vs. Central Michigan, 1997 (9)
 106—Errict Rhett vs. Auburn, 1991 (26)
 106—Emmitt Smith vs. Georgia, 1989 (22)
 106—Tony Green vs. Kentucky, 1974 (9)
 105—Chris Rainey vs. Kentucky, 2011 (15)
 105—Jeff Demps vs. FAU, 2011 (12)
 105—Percy Harvin vs. Arkansas, 2006 (6)
 105—Ciatrick Fason vs. Eastern Michigan, 2004 (16)
 105—Earnest Graham vs. South Carolina, 1999 (24)
 105—Willie McClendon vs. Akron, 1990 (18)
 105—Errict Rhett vs. LSU, 1990 (15)
 105—Neal Anderson vs. Cincinnati, 1984 (16)
 105—Larry Smith vs. Vanderbilt, 1967 (23)
 104—DeShawn Wynn vs. Kentucky, 2006 (14)
 104—DeShawn Wynn vs. Tennessee, 2006 (22)
 104—Bo Carroll vs. Auburn, 1999 (11)
 104—Errict Rhett vs. Vanderbilt, 1992 (22)
 104—John L. Williams vs. Mississippi St., 1983 (4)
 104—Derald Williams vs. Tulsa, 1979 (17)
 103—Jeff Demps vs. Arkansas, 2008 (7)
 103—Chris Rainey vs. Arkansas, 2008 (10)
 103—Ciatrick Fason vs. Florida St., 2004 (24)
 103—Fred Taylor vs. Arkansas, 1997 (13)
 103—John L. Williams vs. Vanderbilt, 1983 (17)
 103—Neal Anderson vs. Florida St., 1982 (13)
 103—Neal Anderson vs. Tulane, 1982 (24)
 103—James Fisher vs. Miami, 1976 (15)
 103—Nat Moore vs. Miami, 1972 (18)
 103—Rick Casares vs. Auburn, 1951 (15)
 102—Tim Tebow vs. FIU, 2009 (7)
 102—Earnest Graham vs. Kentucky, 2002 (32)
 102—Eugene McCaslin vs. Vanderbilt, 1998 (14)
 102—Octavius Gould vs. Rutgers, 1986 (28)
 102—Willie Wilder vs. Georgia, 1976 (13)
 102—Larry Smith vs. Auburn, 1966 (22)
 101—DeShawn Wynn vs. Louisiana Tech, 2005 (16)
 101—Fred Taylor vs. Southern Miss., 1997 (19)
 100—Percy Harvin vs. Georgia, 2007 (10)
 100—DeShawn Wynn vs. Miami, 2003 (8)
 100—Emmitt Smith vs. Louisiana Tech, 1989 (20)
 100—Emmitt Smith vs. Florida St., 1987 (20)
 100—John L. Williams vs. Tennessee, 1984 (13)

MOST CAREER 100-YARD GAMES

Emmitt Smith	23
Errict Rhett	20
Neal Anderson	14
Fred Taylor	14
Earnest Graham	10
John L. Williams	8
Jeff Demps	7
Jimmy DuBose	7
Ciatrick Fason	7
Percy Harvin	7
Larry Smith	7
Terry Jackson	6

Chris Rainey	6
Tim Tebow	6
Elijah Williams	6
Mike Gillislee	5
Tony Green	5
Nat Moore	5
DeShawn Wynn	5
Robert Gillespie	4
Bo Carroll	3
Lorenzo Hampton	3
James Jones	3
Vince Kendrick	3

Rick Casares	2
Tommy Durrance	2
Eugene McCaslin	2
Willie Wilder	2
Red Bethea	1
MACK BROWN	1
Trey Burton	1
Ran Carthon	1
Tom Christian	1
Calvin Davis	1
JEFF DRISKEL	1
James Fisher	1

Bobby Forbes	1
Octavius Gould	1
Malcolm Hammack	1
Chuck Hunsinger	1
MATT JONES	1
Terry LeCount	1
James Massey	1
Willie McClendon	1
Emmanuel Moody	1
Larry Rentz	1
Michael Rich	1
Derald Williams	1

PASSING RECORDS

ATTEMPTS

Career

1,458—Chris Leak, 2003-06
 1,202—Shane Matthews, 1989-92
 1,170—Danny Wuerffel, 1993-96
 1,128—John Reaves, 1969-71
 1,110—Rex Grossman, 2000-02
 995—Tim Tebow, 2006-09
 991—Wayne Peace, 1980-83
 949—Kerwin Bell, 1984-87
 907—Doug Johnson, 1996-99
 692—Steve Spurrier, 1964-66

Season

503—Rex Grossman, 2002
 463—Shane Matthews, 1992
 399—Chris Leak, 2004
 396—John Reaves, 1969
 395—Rex Grossman, 2001
 378—Shane Matthews, 1990
 376—John Reaves, 1970
 374—Chris Leak, 2005
 365—Chris Leak, 2006
 361—Shane Matthews, 1991

Game

66—John Reaves vs. Auburn, 1969
 57—Doug Johnson vs. LSU, 1997
 54—Larry Ochab vs. Florida St., 1979
 53—John Reaves vs. Tulane, 1969
 52—John Reaves vs. N.C. State, 1970
 52—John Reaves vs. Tennessee, 1970
 51—Rex Grossman vs. Tennessee, 2001
 50—Danny Wuerffel vs. Auburn, 1993
 50—John Reaves vs. Miami, 1971
 49—Shane Matthews vs. Alabama, 1992
 49—Kerwin Bell vs. Georgia, 1985
 49—Steve Spurrier vs. Miami, 1966

COMPLETIONS

Career

895—Chris Leak, 2003-06
 722—Shane Matthews, 1989-92
 708—Danny Wuerffel, 1993-96
 677—Rex Grossman, 2000-02
 661—Tim Tebow, 2006-09
 610—Wayne Peace, 1980-83
 603—John Reaves, 1969-71
 549—Kerwin Bell, 1984-87
 504—Doug Johnson, 1996-99
 398—John Brantley, 2007-11

Season

287—Rex Grossman, 2002
 275—Shane Matthews, 1992
 259—Rex Grossman, 2001
 238—Chris Leak, 2004
 235—Chris Leak, 2005
 234—Tim Tebow, 2007
 232—Chris Leak, 2006
 229—Shane Matthews, 1990
 222—John Reaves, 1969
 218—Shane Matthews, 1991

Game

36—Rex Grossman vs. Georgia, 2002
 33—Rex Grossman vs. Tennessee, 2001
 33—Kerwin Bell vs. Georgia, 1985
 33—John Reaves vs. Miami, 1971
 33—John Reaves vs. Auburn, 1969
 32—Chris Leak vs. Vanderbilt, 2005
 32—Doug Johnson vs. LSU, 1997
 32—Shane Matthews vs. Louisville, 1992
 31—Tim Tebow vs. Cincinnati, 2009
 30—Shane Matthews vs. Alabama, 1992
 30—Wayne Peace vs. Maryland, 1981

YARDAGE

Career

11,213—Chris Leak, 2003-06
 10,875—Danny Wuerffel, 1993-96
 9,287—Shane Matthews, 1989-92
 9,285—Tim Tebow, 2006-09
 9,164—Rex Grossman, 2000-02
 7,585—Kerwin Bell, 1984-87
 7,549—John Reaves, 1969-71
 7,206—Wayne Peace, 1980-83
 7,114—Doug Johnson, 1996-99
 4,848—Steve Spurrier, 1964-66

Season

3,896—Rex Grossman, 2001
 3,625—Danny Wuerffel, 1996
 3,402—Rex Grossman, 2002
 3,286—Tim Tebow, 2007
 3,266—Danny Wuerffel, 1995
 3,205—Shane Matthews, 1992
 3,197—Chris Leak, 2004
 3,130—Shane Matthews, 1991
 2,952—Shane Matthews, 1990
 2,942—Chris Leak, 2006

By a Senior: 3,625—Danny Wuerffel, 1996

By a Junior: 3,402—Rex Grossman, 2002

By a Sophomore: 3,896—Rex Grossman, 2001

By a Freshman: 2,435—Chris Leak, 2003

Game

482—Tim Tebow vs. Cincinnati, 2009
 464—Rex Grossman vs. LSU, 2001
 462—Danny Wuerffel vs. Arkansas, 1996
 460—Doug Johnson vs. Vanderbilt, 1998
 458—Eric Kresser vs. Northern Illinois, 1995
 449—Danny Wuerffel vs. Mississippi St., 1993
 448—Terry Dean vs. SW Louisiana, 1993
 443—Danny Wuerffel vs. Florida St., 1995
 408—Kerwin Bell vs. Georgia, 1985
 407—Rex Grossman vs. Georgia, 2001
By a Senior: 482—Tim Tebow vs. Cincinnati, 2009
By a Junior: 458—Eric Kresser vs. Northern Illinois, 1995
By a Sophomore: 464—Rex Grossman vs. LSU, 2001
By a Freshman: 449—Danny Wuerffel vs. Mississippi St., 1993

COMPLETION PERCENTAGE

Career

(400 or more completions)
 66.4—Tim Tebow (661 of 995), 2006-09
 61.6—Wayne Peace (610 of 991), 1980-83
 61.4—Chris Leak (895 of 1,458), 2003-06
 61.1—Rex Grossman (677 of 1,110), 2000-02
 60.5—Danny Wuerffel (708 of 1,170), 1993-96

Season

(Min. 150 completions)
 70.7—Wayne Peace (174 of 246), 1982

(Min. 200 completions)

67.8—Tim Tebow (213 of 314), 2009
 66.9—Tim Tebow (234 of 350), 2007
 65.6—Rex Grossman (259 of 395), 2001
 64.6—Danny Wuerffel (210 of 325), 1995
 63.6—Chris Leak (232 of 365), 2006
 62.8—Chris Leak (235 of 374), 2005
 60.8—John Brantley (200 of 329), 2010
 60.6—Shane Matthews (229 of 378), 1990

Game

(Min. 10 completions)
 93.8—Danny Wuerffel (15 of 16) vs. Georgia Southern, 1996
 88.6—Tim Tebow (31 of 35) vs. Cincinnati, 2009
 88.2—Wayne Peace (15 of 17) vs. West Texas State, 1982

(Min. 30 completions)

*88.6—Tim Tebow (31 of 35) vs. Cincinnati, 2009
 78.3—Rex Grossman (36 of 46) vs. Georgia, 2002
 69.6—Shane Matthews (32 of 46) vs. LSU, 1992
 67.3—Kerwin Bell (33 of 49) vs. Georgia, 1985
 *SEC Record (min. 30 completions)

TOUCHDOWNS

Career

114—Danny Wuerffel, 1993-96
 88—Tim Tebow, 2006-09
 88—Chris Leak, 2003-06
 77—Rex Grossman, 2000-02
 74—Shane Matthews, 1989-92
 62—Doug Johnson, 1996-99
 56—Kerwin Bell, 1984-87
 54—John Reaves, 1969-71
 39—Terry Dean, 1991-94
 36—Steve Spurrier, 1964-66

Season

39—Danny Wuerffel, 1996
 35—Danny Wuerffel, 1995
 34—Rex Grossman, 2001
 32—Tim Tebow, 2007
 30—Tim Tebow, 2008
 29—Chris Leak, 2004
 28—Shane Matthews, 1991
 24—John Reaves, 1969
 23—Chris Leak, 2006
 23—Shane Matthews, 1992
 23—Shane Matthews, 1990
By a Senior: 39—Danny Wuerffel, 1996
By a Junior: 35—Danny Wuerffel, 1995
By a Sophomore: 34—Rex Grossman, 2001
By a Freshman: 22—Danny Wuerffel, 1993

Game

*7—Doug Johnson vs. Central Michigan, 1997
 *7—Terry Dean vs. New Mexico State, 1994
 6—Chris Leak vs. South Carolina, 2004
 6—Danny Wuerffel vs. Alabama, 1996
 6—Danny Wuerffel vs. Tennessee, 1995
 6—Eric Kresser vs. Northern Illinois, 1995
 6—Terry Dean vs. SW Louisiana, 1993
 5—11 times, most recent: Tim Tebow vs. Cincinnati, 2009
 *SEC Record

EFFICIENCY

Career

(Min. of 500 completions)
 170.79—Tim Tebow, 2006-09
 163.6—Danny Wuerffel, 1993-96
 146.77—Rex Grossman, 2000-02
 140.14—Chris Leak, 2003-06
 137.6—Shane Matthews, 1989-92
 136.5—Kerwin Bell, 1984-87

Season

*178.4—Danny Wuerffel, 1995
 172.5—Tim Tebow, 2007
 172.4—Tim Tebow, 2008
 170.8—Rex Grossman, 2001
 170.6—Danny Wuerffel, 1996
 164.2—Tim Tebow, 2009
 161.8—Rex Grossman, 2000
 159.4—Kerwin Bell, 1985
 155.7—Terry Dean, 1994
 151.2—Danny Wuerffel, 1994
 *NCAA Record

Game

(Min. of 10 completions)
 289.3—Wayne Peace vs. West Texas, 1982
 287.2—Danny Wuerffel vs. Georgia, 1995
 282.9—Tim Tebow vs. Western Kentucky, 2007
 275.2—Danny Wuerffel vs. Georgia Southern, 1996
 254.3—Danny Wuerffel vs. South Carolina, 1995
 254.1—Danny Wuerffel vs. LSU, 1993
 248.7—Doug Johnson vs. Central Michigan, 1997
 248.2—Danny Wuerffel vs. Auburn, 1994
 247.0—Shane Matthews vs. San Jose St., 1991

(Min. of 20 completions)

235.9—Rex Grossman vs. LSU, 2001
 233.5—Terry Dean vs. LSU, 1993
 232.5—Tim Tebow vs. Cincinnati, 2009
 230.7—Rex Grossman vs. Mississippi St., 2001
 222.2—Danny Wuerffel vs. South Carolina, 1994

INTERCEPTIONS

Career

59—John Reaves, 1969-71
 46—Shane Matthews, 1989-92
 42—Chris Leak, 2003-06
 42—Danny Wuerffel, 1993-96
 40—Wayne Peace, 1980-83
 36—Rex Grossman, 2000-02
 36—Doug Johnson, 1996-99
 35—Kerwin Bell, 1984-87
 31—Steve Spurrier, 1964-66

*Interceptions (cont.)***Season**

21—John Reaves, 1971
 19—John Reaves, 1970
 19—John Reaves, 1969
 18—Shane Matthews, 1991
 17—Rex Grossman, 2002
 16—Shane Matthews, 1992

Game

*9—John Reaves vs. Auburn, 1969
 5—Shane Matthews vs. Mississippi St., 1992
 **NCAA Record*

CONSECUTIVE PASSES WITHOUT AN INTERCEPTION

203—Tim Tebow, 2007-08
 157—John Brantley, 2008-10
 148—Tim Tebow, 2009
 121—Danny Wuerffel, 1995-96
 118—John Brantley, 2011
 118—Rex Grossman, 2002
 117—Chris Leak, 2005
 117—Wayne Peace, 1981
 113—Tim Tebow, 2008
 104—Steve Spurrier, 1966

LOWEST INTERCEPTION PERCENTAGE**Career**

(*Min. 500 attempts*)

1.61—Tim Tebow, 2006-2009
 2.79—John Brantley, 2007-11
 2.88—Chris Leak, 2003-06
 3.24—Rex Grossman, 2000-02
 3.59—Danny Wuerffel, 1993-96
 3.68—Kerwin Bell, 1984-87

CONSECUTIVE PASSES COMPLETED

17—Chris Leak (17 vs. Wyoming), 2005
 16—Steve Spurrier (9 vs. Florida St., 7 vs. N.C. State), 1966
 14—Terry Dean (11 vs. Arkansas State, 3 vs. Kentucky), 1993

300-YARD PASSING GAMES**Season**

10—Rex Grossman, 2001
 6—Rex Grossman, 2002
 5—Shane Matthews, 1992
 5—Shane Matthews, 1991
 5—Shane Matthews, 1990
 4—Chris Leak, 2004
 4—Danny Wuerffel, 1996
 4—Danny Wuerffel, 1995
 4—John Reaves, 1969
 3—four times, most recent: Tim Tebow, 2007

Consecutive 300-Yard Passing Games

9—Rex Grossman, 2001
 3—Shane Matthews, 1992
 3—Shane Matthews, 1990

200-YARD PASSING GAMES**Career**

33—Chris Leak, 2003-06
 31—Danny Wuerffel, 1993-96
 30—Shane Matthews, 1989-92
 26—Rex Grossman, 2000-02
 25—Tim Tebow, 2006-2009
 23—John Reaves, 1969-71
 20—Doug Johnson, 1996-99
 14—Kerwin Bell, 1984-87
 14—Wayne Peace, 1980-83

Season

11—Tim Tebow, 2007
 11—Rex Grossman, 2001
 11—Danny Wuerffel, 1996
 11—Shane Matthews, 1991
 10—Chris Leak, 2004
 10—Rex Grossman, 2002
 10—Danny Wuerffel, 1995
 10—Shane Matthews, 1992
 10—John Reaves, 1970
 9—Doug Johnson, 1999
 9—Shane Matthews, 1990

Consecutive 200-Yard Passing Games

17—Shane Matthews (last five games of 1990, all 11 games in 1991 and Kentucky in 1992)
 13—Rex Grossman, 2000-02 (last game of 2000, all 11 games of 2001 and first game of 2002)
 10—John Reaves (last two games of 1969, first eight games of 1970)

LONGEST PASSING PLAYS (Touchdowns)

99—Derrick Gaffney from Cris Collinsworth vs. Rice, 1977*
 96—Jacquez Green from Eric Kresser vs. N. Illinois, 1995
 96—Ricky Nattiel from Kerwin Bell vs. Georgia, 1984
 93—Stacey Simmons from Kyle Morris vs. Montana St., 1988
 87—Reidel Anthony from Eric Kresser vs. So. Miss, 1994
 85—Wes Chandler from Terry LeCount vs. LSU, 1977
 85—Jacquez Green from Danny Wuerffel vs. Alabama, 1996
 84—Tony Lomack from Kyle Morris vs. La. Tech, 1989
 83—Chris Rainey from John Brantley vs. Tennessee, 2011
 83—Ricky Nattiel from Kerwin Bell vs. Mississippi, 1985
 82—Frankie Neal from Kerwin Bell vs. Florida St., 1985

81—Chad Jackson from Chris Leak vs. Tennessee, 2004
 81—Jim Yancey from John Reaves vs. Florida St., 1970
 80—**ANDRE DEBOSE** from John Brantley vs. Furman, 2011
 80—Riley Cooper from Tim Tebow vs. Cincinnati, 2009
 80—Chad Jackson from Chris Leak vs. La. Tech, 2005
 80—Jabar Gaffney from Rex Grossman vs. Auburn, 2001
 80—Ray Brown from Richard Allen vs. Tennessee, 1954
 77—Deonte Thompson from Tim Tebow vs. Arkansas, 2009
 77—Stacey Simmons from Kyle Morris vs. Indiana St., 1988
 76—Jacquez Green from Danny Wuerffel vs. Vanderbilt, 1995
 76—Carlos Alvarez from John Reaves vs. North Carolina, 1969
 75—Frankie Hammond, Jr. from **JEFF DRISKEL** vs. Tennessee, 2012
 75—Bo Carroll from Jesse Palmer vs. Ball St., 2000
 75—Ricky Nattiel from Kerwin Bell vs. Florida St., 1985
 74—Ike Hilliard from Danny Wuerffel vs. Florida St., 1995
 74—Fergie Ferguson from Tommy Harrison vs. Miami, 1941
 74—Carlos Alvarez from John Reaves vs. Houston, 1969
 **Tied NCAA Record*

300-YARD PASSING GAMES

482—Tim Tebow vs. Cincinnati, 2010 (31-35, 3)
 464—Rex Grossman vs. LSU, 2001 (22-32, 5)
 462—Danny Wuerffel vs. Arkansas, 1996 (23-39, 4)
 460—Doug Johnson vs. Vanderbilt, 1998 (24-39, 4)
 458—Eric Kresser vs. N. Illinois, 1995 (26-42, 6)
 449—Danny Wuerffel vs. Miss. St., 1993 (27-41, 3)
 448—Terry Dean vs. SW Louisiana, 1993 (26-38, 6)
 443—Danny Wuerffel vs. Florida St., 1995 (25-40, 4)
 408—Kerwin Bell vs. Georgia, 1985 (33-49, 0)
 407—Rex Grossman vs. Georgia, 2001 (27-35, 2)
 401—Danny Wuerffel vs. Alabama, 1996 (20-35, 6)
 393—Rex Grossman vs. Miss. St., 2001 (22-31, 5)
 386—Danny Wuerffel vs. Auburn, 1993 (25-50, 3)
 381—Danny Wuerffel vs. Tennessee, 1995 (29-39, 6)
 380—Danny Wuerffel vs. Auburn, 1995 (20-34, 4)
 375—Rex Grossman vs. Kentucky, 2002 (28-43, 2)
 375—Rex Grossman vs. Marshall, 2001 (20-30, 3)
 369—John Reaves vs. Auburn, 1969 (33-66)
 364—Rex Grossman vs. Auburn, 2001 (25-42, 2)
 362—Rex Grossman vs. Tennessee, 2001 (33-51, 2)
 362—Danny Wuerffel vs. Florida St., 1996 (23-48, 3)

362—Shane Matthews vs. Kentucky, 1991 (26-39, 3)
 360—Doug Johnson vs. S. Carolina, 1998 (23-42, 4)
 357—Danny Wuerffel vs. S. Carolina, 1994 (20-32, 4)
 352—Chris Leak vs. UCF, 2006 (19-29, 4)
 351—Shane Matthews vs. Miss. St., 1990 (27-42, 3)
 351—Shane Matthews vs. Florida St., 1990 (29-48, 2)
 348—John Reaves vs. Miami, 1971 (33-50)
 347—Shane Matthews vs. Syracuse, 1991 (27-43, 3)
 346—Doug Johnson vs. LSU, 1997 (32-57, 0)
 346—Danny Wuerffel vs. Auburn, 1996 (17-30, 3)
 346—John Reaves vs. Miami, 1969 (30-43)
 344—Shane Matthews vs. Georgia, 1990 (26-39, 3)
 343—Doug Johnson vs. Tennessee, 1999 (21-44, 2)
 343—Shane Matthews vs. Vanderbilt, 1992 (28-43, 3)
 343—Kerwin Bell vs. Florida St., 1985 (17-22, 3)
 342—John Reaves vs. Houston, 1969 (18-30)
 340—Shane Matthews vs. Kentucky, 1992 (28-47, 4)
 339—Rex Grossman vs. Georgia, 2002 (36-46, 2)
 338—Tim Tebow vs. FAU, 2007 (25-34, 3)
 337—Rex Grossman vs. UAB, 2002 (16-26, 2)
 336—Shane Matthews vs. N. Illinois, 1991 (21-34, 2)

336—Wayne Peace vs. Auburn, 1983 (29-41, 2)
 334—Rex Grossman vs. Vanderbilt, 2000 (21-34, 2)
 333—Danny Wuerffel vs. S. Carolina, 1993 (25-37, 2)
 332—Shane Matthews vs. Okla. St., 1990 (20-29, 1)
 331—Rex Grossman vs. LA-Monroe, 2001 (23-34, 3)
 329—John Brantley vs. Furman, 2011 (16-28, 4)
 329—John Reaves vs. Miss. St., 1969 (24-33)
 327—Jesse Palmer vs. Ball State, 2000 (21-46, 3)
 324—Rex Grossman vs. Tennessee, 2002 (20-34, 3)
 323—Rex Grossman vs. Michigan, 2003 (21-41, 2)
 322—Chris Leak vs. Arkansas, 2004 (23-38, 3)
 322—Shane Matthews vs. Miss. St., 1991 (22-35, 2)
 320—Chris Leak vs. Wyoming, 2005 (26-34, 3)
 319—Chris Leak vs. Kentucky, 2005 (25-32, 4)
 319—Chris Leak vs. S. Carolina, 2004 (18-31, 6)
 319—Tim Tebow vs. Mississippi, 2008 (24-38, 1)
 319—David Bowden vs. N. Carolina, 1972 (16-37)
 317—Shane Matthews vs. Louisville, 1992 (32-46, 3)
 317—Shane Matthews vs. So. Miss, 1992 (22-39, 1)
 316—Chris Leak vs. Middle Tenn., 2004 (17-22, 3)
 310—Doug Johnson vs. Auburn, 1999 (24-43, 1)

310—Doug Johnson vs. Central Mich., 1997 (18-27, 7)
 309—Doug Johnson vs. Alabama, 1999 (22-31, 4)
 309—Eric Kresser vs. Southern Miss, 1994 (14-21, 3)
 307—Chris Leak vs. Vanderbilt, 2004 (22-29, 2)
 307—John Reaves vs. Maryland, 1971 (23-34)
 306—Rex Grossman vs. Vanderbilt, 2001 (17-29, 3)
 306—Danny Wuerffel vs. Florida St., 1997 (18-34, 3)
 305—Tyler Murphy vs. Vanderbilt, 2013 (30-46, 3)
 304—Tim Tebow vs. S. Carolina, 2007 (22-32, 2)
 304—Danny Wuerffel vs. S. Carolina, 1995 (19-24, 5)
 304—Danny Wuerffel vs. Florida St., 1994 (21-36, 3)
 303—Rex Grossman vs. Florida St., 2002 (24-47, 1)
 303—Terry Dean vs. Tennessee, 1994 (18-26, 2)
 303—Shane Matthews vs. Georgia, 1991 (22-32, 4)
 303—Shane Matthews vs. Kentucky, 1990 (20-37, 4)
 302—Rex Grossman vs. S. Carolina, 2001 (21-33, 3)
 302—Rex Grossman vs. Kentucky, 2001 (22-36, 4)
 302—Kerwin Bell vs. Miss. St., 1985 (15-25, 3)
 301—Jesse Palmer vs. The Citadel, 1998 (18-28, 4)
 301—Shane Matthews vs. Georgia, 1992 (28-45, 2)
 300—Tim Tebow vs. W. Kentucky, 2007 (13-17, 3)

MOST CAREER 300-YARD GAMES

Rex Grossman 17
 Shane Matthews 15
 Danny Wuerffel 14
 Doug Johnson 7
 Chris Leak 7
 John Reaves 6
 Tim Tebow 5

Kerwin Bell 3
 Terry Dean 2
 Jesse Palmer 2
 Eric Kresser 2
 Wayne Peace 1
 John Brantley 1
 David Bowden 1

RECEIVING RECORDS

RECEPTIONS

Career

185—Andre Caldwell, 2003-07
 172—Carlos Alvarez, 1969-71
 162—Willie Jackson, 1990-93
 153—Errict Rhett, 1990-93
 151—Dallas Baker, 2003-06
 149—Chris Doering, 1992-95
 143—Jack Jackson, 1992-94
 141—Reche Caldwell, 1999-2001
 138—Jabar Gaffney, 2000-01
 133—Percy Harvin, 2006-08
 133—Taylor Jacobs, 1999-2002

Season

88—Chad Jackson, 2005
 88—Carlos Alvarez, 1969
 72—Reidel Anthony, 1996
 71—Taylor Jacobs, 2002
 71—Jabar Gaffney, 2000
 70—Travis McGriff, 1998
 70—Chris Doering, 1995
 68—Aaron Hernandez, 2009
 67—Jabar Gaffney, 2001
 67—Darrell Jackson, 1999

By a Senior: 71—Taylor Jacobs, 2002

By a Junior: 88—Chad Jackson, 2005

By a Sophomore: 88—Carlos Alvarez, 1969

By a Freshman: 71—Jabar Gaffney, 2000

Game

15—Carlos Alvarez vs. Miami, 1969
 13—Percy Harvin vs. Ole Miss, 2008
 13—Andre Caldwell vs. Florida Atlantic, 2007
 13—Travis McGriff vs. South Carolina, 1998
 12—seven times, most recent: Carlos Perez vs. Georgia, 2002
 11—nine times, most recent: Andre Caldwell vs. South Carolina, 2007
 10—10 times, most recent: Dallas Baker, vs. Iowa, 2006
By a Senior: 13—Andre Caldwell vs. Florida Atlantic, 2007
By a Junior: 13—Percy Harvin vs. Ole Miss, 2008
By a Sophomore: 15—Carlos Alvarez vs. Miami, 1969
By a Freshman: 8—Jabar Gaffney vs. Mississippi St., LSU, 2000 and Reidel Anthony vs. Alabama, 1994

YARDS

Career

2,563—Carlos Alvarez, 1969-71
 2,375—Jabar Gaffney, 2000-01
 2,349—Andre Caldwell, 2003-07
 2,274—Reidel Anthony, 1994-96
 2,266—Jack Jackson, 1992-94
 2,236—Dallas Baker, 2003-06
 2,214—Ike Hilliard, 1994-96
 2,181—Jacquez Green, 1995-97
 2,172—Willie Jackson, 1990-93
 2,107—Chris Doering, 1992-95

Season

*1,357—Travis McGriff, 1998
 1,329—Carlos Alvarez, 1969
 1,293—Reidel Anthony, 1996
 1,191—Jabar Gaffney, 2001
 1,184—Jabar Gaffney, 2000
 1,156—Darrell Jackson, 1999
 1,088—Taylor Jacobs, 2002
 1,059—Reche Caldwell, 2001
 1,045—Chris Doering, 1995
 1,024—Jacquez Green, 1997
By a Senior: 1,357—Travis McGriff, 1998
By a Junior: 1,293—Reidel Anthony, 1996
By a Sophomore: 1,329—Carlos Alvarez, 1969
By a Freshman: 1,184—Jabar Gaffney, 2000
 *SEC Record

Game

246—Taylor Jacobs vs. UAB, 2002
 237—Carlos Alvarez vs. Miami, 1969
 222—Travis McGriff vs. South Carolina, 1998
 213—Travis McGriff vs. Alabama, 1998
 199—Chris Doering vs. Mississippi St., 1993
 193—Reidel Anthony vs. Florida St., 1996
 192—Ike Hilliard vs. Florida St., 1995
 189—Reidel Anthony vs. Arkansas, 1996
 187—Wes Chandler vs. North Carolina, 1976
 186—Percy Harvin vs. Ole Miss, 2008
By a Senior: 246—Taylor Jacobs vs. UAB, 2002
By a Junior: 193—Reidel Anthony vs. Florida St., 1996
By a Sophomore: 237—Carlos Alvarez vs. Miami, 1969
By a Freshman: 168—Jabar Gaffney vs. South Carolina, 2000

TOUCHDOWNS

Career

31—Chris Doering, 1992-95
 29—Ike Hilliard, 1994-96
 29—Jack Jackson, 1992-94
 27—Jabar Gaffney, 2000-01
 26—Reidel Anthony, 1994-96
 24—Willie Jackson, 1990-93
 23—Jacquez Green, 1995-97
 22—Wes Chandler, 1974-77
 21—Dallas Baker, 2003-06
 19—Carlos Alvarez, 1969-71
 19—Harrison Houston, 1990-93

Season

18—Reidel Anthony, 1996
 17—Chris Doering, 1995
 15—Ike Hilliard, 1995
 15—Jack Jackson, 1994
 14—Jabar Gaffney, 2000
 13—Jabar Gaffney, 2001
 12—Carlos Alvarez, 1969
 11—Jack Jackson, 1993
 10—seven times, most recent: Dallas Baker, 2006
By a Senior: 17—Chris Doering, 1995
By a Junior: 18—Reidel Anthony, 1996
By a Sophomore: 15—Ike Hilliard, 1995
By a Freshman: 14—Jabar Gaffney, 2000**
 **NCAA Record

Game

4—Ike Hilliard vs. Tennessee, 1995
 4—Jack Jackson vs. New Mexico State, 1994
 3—23 times, most recent: Riley Cooper vs. Western Carolina, 2006

AVERAGE YARDS PER CATCH

Career

(Min. 75)
 21.3—Wes Chandler, 1974-77 (92 for 1,963)
 (Min. 100)
 19.3—Jacquez Green, 1995-97 (113 for 2,181)
 18.0—Reidel Anthony, 1994-96 (126 for 2,274)
 17.8—Ricky Nattiel, 1983-86 (117 for 2,086)
 17.8—Harrison Houston, 1990-93 (100 for 1,781)

Season

(Min. 20)
 24.4—Frankie Neal, 1985 (20 for 487)
 (Min. 25)
 22.0—Wes Chandler, 1976 (44 for 967)

(Min. 50)

19.4—Travis McGriff, 1998 (70 for 1,357)
 18.8—Riley Cooper, 2009 (51 for 961)
 18.6—Jack Jackson, 1993 (51 for 949)
 18.0—Reidel Anthony, 1996 (72 for 1,293)

(Min. 75)

15.1—Carlos Alvarez, 1969 (88 for 1,329)

Game

(Min. 5)
 32.8—Jabar Gaffney vs. LSU, 2001 (5 for 164)
 32.2—Ricky Nattiel vs. Florida St., 1985 (5 for 161)

(Min. 8)

30.8—Taylor Jacobs vs. UAB, 2002 (8 for 246)

(Min. 10)

18.3—Tyronne Young vs. Georgia, 1980 (10 for 183)

(Min. 15)

15.9—Carlos Alvarez vs. Miami, 1969 (15 for 238)

100-YARD GAMES

Career

14—Jabar Gaffney, 2000-01 (6 in 2000, 8 in 2001)
 13—Carlos Alvarez, 1969-71 (8 in 1969, 2 in 1970, 3 in 1971)
 8—Travis McGriff, 1995-98 (8 in 1998)
 8—Ike Hilliard, 1994-96 (4 in 1995, 4 in 1996)
 8—Willie Jackson, 1990-93 (2 in 1991, 3 in 1992, 3 in 1993)
 7—Reche Caldwell, 1999-2001 (1 in 2000, 6 in 2001)
 7—Darrell Jackson, 1997-99 (7 in 1999)
 7—Jacquez Green, 1995-97 (2 in 1995, 1 in 1996, 4 in 1997)
 7—Reidel Anthony, 1994-96 (2 in 1994, 5 in 1996)
 6—five times, most recent: Percy Harvin, 2006-08 (4 in 2007, 2 in 2008)

Season

8—Jabar Gaffney, 2001
 8—Travis McGriff, 1998
 8—Carlos Alvarez, 1969

7—Darrell Jackson, 1999
 6—Reche Caldwell, 2001
 6—Jabar Gaffney, 2000
 5—Reidel Anthony, 1996
 5—Richard Trapp, 1966
 4—seven times, most recent: Andre Caldwell and Percy Harvin, 2007

Consecutive 100-Yard Games

6—Jabar Gaffney, 2000 vs. MSU, LSU, Auburn, Georgia, Vanderbilt, South Carolina
 6—Darrell Jackson, 1999 vs. Tennessee, Kentucky, Alabama, LSU, Auburn, Georgia
 6—Carlos Alvarez, 1969 vs. Houston, MSU, Florida St., Tulane, North Carolina, Vanderbilt

MISCELLANEOUS STATS

Consecutive Games with a Reception

28—QUINTON DUNBAR, 2011-13
 25—Carlos Alvarez, 1969-71

Consecutive Games with a TD Catch

11—Reidel Anthony, 1996
 10—Reche Caldwell, 2000-01
 8—Jabar Gaffney, 2000
 7—Chris Doering, 1995

MOST RECEIVING YARDS BY A RUNNING BACK

Career

1,230—Errict Rhett, 1990-93
 1,091—Robert Gillespie, 1998-2001

Game

107—Neal Anderson vs. SW Louisiana, 1985
 106—Tommy Durrance vs. Miami, 1969

MOST CATCHES BY A RUNNING BACK

Career

153—Errict Rhett, 1990-93
 96—Robert Gillespie, 1998-2001
 92—John L. Williams, 1982-85

Season

55—Errict Rhett, 1992
 44—John L. Williams, 1985

Game

12—John L. Williams vs. Georgia, 1985

MOST CATCHES BY A TIGHT END

Career

111—Aaron Hernandez, 2007-09
 82—Kirk Kirkpatrick, 1987-90

Season

68—Aaron Hernandez, 2009
 55—Kirk Kirkpatrick, 1990

Game

9—Bill Dowdy vs. Auburn, 1969
 9—Chris Faulkner vs. Georgia Tech, 1982
 9—Aaron Hernandez vs. Cincinnati, 2009

100-YARD RECEIVING GAMES

246—Taylor Jacobs vs. UAB, 2002 (8)
 237—Carlos Alvarez vs. Miami, 1969 (15)
 222—Travis McGriff vs. South Carolina, 1998 (13)
 213—Travis McGriff vs. Alabama, 1998 (9)
 199—Chris Doering vs. Mississippi St., 1993 (12)
 193—Reidel Anthony vs. Florida St., 1996 (11)
 192—Ike Hilliard vs. Florida St., 1995 (6)
 189—Reidel Anthony vs. Arkansas, 1996 (9)
 186—Percy Harvin vs. Ole Miss, 2008 (13)
 187—Wes Chandler vs. North Carolina, 1976 (8)
 185—Jacquez Green vs. Tennessee, 1997 (8)
 183—Taylor Jacobs vs. Kentucky, 2002 (12)
 183—Tyron Young vs. Georgia, 1980 (10)
 182—Carlos Alvarez vs. Houston, 1969 (6)
 181—Riley Cooper vs. Cincinnati (Bowl), 2009 (4)
 180—Carlos Alvarez vs. Mississippi St., 1969 (12)
 176—Travis McGriff vs. Tennessee, 1998 (9)
 171—Reidel Anthony vs. Alabama, 1996 (11)
 171—Richard Trapp vs. Georgia, 1967 (9)
 169—Chris Doering vs. Vanderbilt, 1995 (11)
 168—Jabar Gaffney vs. South Carolina, 2000 (7)
 167—Jack Jackson vs. South Carolina, 1993 (6)
 166—Cris Collinsworth vs. Mississippi St., 1978 (5)
 166—Broughton Williams vs. North Carolina, 1946
 164—Andre Caldwell vs. Florida Atlantic, 2007 (13)
 164—Jabar Gaffney vs. LSU, 2001 (5)
 164—Lee McGriff vs. Mississippi St., 1973 (7)
 163—Wes Chandler vs. Auburn, 1976 (5)
 161—Darrell Jackson vs. Tennessee, 1999 (10)
 161—Ricky Nattiel vs. Florida St., 1985 (5)
 161—Wes Chandler vs. SMU, 1975 (6)
 159—Jabar Gaffney vs. Mississippi St., 2001 (9)
 157—Travis McGriff vs. Vanderbilt, 1998 (8)
 157—Willie Jackson vs. Auburn, 1991 (12)
 156—Ike Hilliard vs. Auburn, 1996 (6)
 155—Jacquez Green vs. Vanderbilt, 1995 (5)
 155—Tony Stephens vs. SMU, 1978 (5)
 153—Jack Jackson vs. SW Louisiana, 1993 (8)
 151—**ANDRE DEBOSE** vs. Furman, 2011 (3)
 150—Richard Trapp vs. Miami, 1966 (11)
 149—Reidel Anthony vs. Southern Miss, 1994 (3)
 148—Andre Caldwell vs. South Carolina, 2007 (11)
 148—Dallas Baker vs. Kentucky, 2006 (7)
 148—Richard Trapp vs. Auburn, 1967 (12)
 147—Dallas Baker vs. Iowa, 2005 (10)
 146—Wes Chandler vs. LSU, 1977 (3)
 146—Carlos Alvarez vs. Tulane, 1969 (11)
 145—Nafis Karim vs. Kentucky, 1998 (6)
 145—Jacquez Green vs. Florida St., 1997 (7)
 145—Ike Hilliard vs. LSU, 1996 (8)
 143—Jabar Gaffney vs. Georgia, 2001 (9)
 143—Wes Chandler vs. Miami, 1976 (9)

141—Taylor Jacobs vs. Tennessee, 2002 (9)
 141—Darrell Jackson vs. Georgia, 1999 (6)
 140—Willie Jackson vs. Florida St., 1993 (7)
 139—Jacquez Green vs. Kentucky, 1997 (10)
 138—Jemelle Cornelius vs. Kentucky, 2005 (8)
 138—Chad Jackson vs. Wyoming, 2005 (10)
 138—Jabar Gaffney vs. Georgia, 2000 (8)
 137—Jacquez Green vs. Northern Illinois, 1995 (3)
 137—Charles Casey vs. N.C. St., 1965 (10)
 136—Ernie Mills vs. Kentucky, 1990 (8)
 135—Dallas Baker vs. Vanderbilt, 2006 (7)
 135—Jabar Gaffney vs. Mississippi St., 2000 (8)
 135—Carlos Alvarez vs. Georgia, 1970 (5)
 134—Carlos Alvarez vs. Maryland, 1971 (10)
 134—Carlos Alvarez vs. Florida St., 1969 (7)
 132—Kelvin Kight vs. Florida St., 2002 (6)
 132—Nafis Karim vs. Vanderbilt, 1998 (5)
 131—Willie Jackson vs. West Virginia, 1993 (9)
 129—Charles Casey vs. Florida St., 1964 (9)
 128—Reche Caldwell vs. Auburn, 2001 (9)
 128—Jabar Gaffney vs. LSU, 2000 (8)
 128—Charles Casey vs. Auburn, 1965 (9)
 128—Charles Casey vs. Ole Miss, 1964 (7)
 127—Willie Jackson vs. Northern Illinois, 1991 (6)
 127—Darrell Jackson vs. Auburn, 1999 (8)
 127—Darrell Jackson vs. Alabama, 1999 (6)
 126—Reidel Anthony vs. Kentucky, 1996 (5)
 126—Ernie Mills vs. Florida St., 1990 (7)
 125—Travis McGriff vs. LSU, 1998 (5)
 125—Ike Hilliard vs. Arkansas, 1995 (7)
 125—Chris Doering vs. Houston, 1995 (6)
 124—Solomon Patton vs. Arkansas, 2013 (6)
 124—Andre Caldwell at Florida St., 2006 (8)
 124—Travis McGriff vs. Kentucky, 1998 (4)
 124—Chris Doering vs. Florida St., 1995 (7)
 123—Dallas Baker vs. Southern Miss, 2006 (9)
 123—Dallas Baker vs. Mississippi St. 2005 (7)
 123—Tre Everett vs. Oklahoma St., 1990 (5)
 123—Dwayne Dixon vs. Auburn, 1983 (9)
 122—Riley Cooper vs. Western Kentucky, 2007 (4)
 122—Kirk Kirkpatrick vs. Akron, 1990 (5)
 122—Carlos Alvarez vs. North Carolina, 1969 (4)
 121—Percy Harvin vs. Ole Miss, 2007 (11)
 121—Ben Troupe vs. Florida St., 2003 (4)
 121—Tyron Young vs. West Texas St., 2002 (6)
 120—Aaron Hernandez vs. Vanderbilt, 2009 (7)
 120—Percy Harvin vs. Tennessee, 2007 (4)
 120—Reche Caldwell vs. LSU, 2001 (6)
 120—Jacquez Green vs. Vanderbilt, 1997 (5)
 120—Jack Jackson vs. Ole Miss, 1994 (6)
 120—Dwayne Dixon vs. Mississippi St., 1983 (9)
 119—Percy Harvin vs. Auburn, 2007 (7)

119—Dallas Baker vs. Alabama 2005 (6)
 119—Harrison Houston vs. Kentucky, 1992 (7)
 118—Solomon Patton vs. Miami, 2013 (6)
 118—Ernie Mills vs. Mississippi St., 1990 (4)
 118—Lee McGriff vs. Ole Miss, 1973 (6)
 118—Richard Trapp vs. Vanderbilt, 1967 (8)
 117—Reche Caldwell vs. Vanderbilt, 2001 (4)
 117—Ike Hilliard vs. SW Louisiana, 1996 (7)
 117—Lee McGriff vs. Georgia, 1974 (6)
 117—Carlos Alvarez vs. Kentucky, 1971 (5)
 116—Travis McGriff vs. NE Louisiana, 1998 (6)
 115—Kelvin Kight vs. Georgia, 2002 (9)
 115—Reche Caldwell vs. Tennessee, 2001 (8)
 115—Aubrey Hill vs. Florida St., 1994 (5)
 115—Carlos Alvarez vs. Richmond, 1970 (8)
 114—Willie Jackson vs. Alabama, 1993 (9)
 114—Cris Collinsworth vs. Miami, 1980 (8)
 114—Richard Trapp vs. Tulane, 1966 (6)
 112—Ike Hilliard vs. Tennessee, 1995 (9)
 112—Harrison Houston vs. SW Louisiana, 1993 (4)
 112—Tre Everett vs. Miss. St., 1991 (4)
 112—Kirk Kirkpatrick vs. Georgia, 1990 (8)
 112—Cris Collinsworth vs. Auburn, 1980 (6)
 112—Cris Collinsworth vs. Army, 1978 (6)
 112—Joe Parker vs. Kentucky, 1972 (7)
 112—Carlos Alvarez vs. Vanderbilt, 1969 (11)
 111—Aaron Hernandez vs. Cincinnati (Bowl), 2009 (9)
 111—Darrell Jackson vs. LSU, 1999 (4)
 111—Harrison Houston vs. Florida St., 1993 (6)
 111—Jack Harper vs. Florida St., 1965 (4)
 110—Percy Harvin vs. Vanderbilt, 2007 (9)
 110—Taylor Jacobs vs. Auburn, 2002 (11)
 110—Jabar Gaffney vs. South Carolina, 2001 (6)
 110—Jabar Gaffney vs. Auburn, 2001 (4)
 110—Nafis Karim vs. The Citadel, 1998 (6)
 110—Frankie Neal vs. Kentucky, 1985 (6)
 110—Richard Trapp vs. LSU, 1966 (8)
 109—Willie Jackson vs. Georgia, 1992 (7)
 109—Stacey Simmons vs. Indiana St., 1988 (3)
 109—Frankie Neal vs. Florida St., 1985 (2)
 109—Tyron Young vs. Florida St., 1980 (5)
 108—Riley Cooper vs. South Carolina, 2009 (3)
 108—Percy Harvin vs. LSU, 2008 (6)
 108—Ike Hilliard vs. Arkansas, 1996 (5)
 108—Jack Jackson vs. Auburn, 1993 (3)
 108—Willie Jackson vs. Arkansas St., 1993 (7)
 108—Tre Everett vs. Kentucky, 1991 (3)
 108—Ricky Nattiel vs. LSU, 1986 (5)
 108—Tyron Young vs. Kentucky, 1980 (6)
 108—Wes Chandler vs. Houston, 1976 (2)
 107—Neal Anderson vs. SW Louisiana, 1985 (3)
 107—Charles Casey vs. Florida St., 1965 (7)

106—Ben Troupe vs. Tennessee, 2003 (5)
 106—Travis Taylor vs. South Carolina, 1998 (5)
 106—Jacquez Green vs. Alabama 1996(3)
 106—Ricky Nattiel vs. Cincinnati, 1984 (4)
 106—Tony Lomack vs. Louisiana Tech, 1979 (2)
 106—Tommy Durrance vs. Miami, 1971 (9)
 105—Riley Cooper vs. Charleston So., 2009 (2)
 105—Cornelius Ingram vs. Troy, 2007 (7)
 105—Chad Jackson vs. Kentucky, 2005 (9)
 105—Chad Jackson vs. Louisiana Tech, 2005 (5)
 105—Taylor Jacobs vs. Vanderbilt, 2001 (6)
 105—Reche Caldwell vs. Kentucky, 2001 (5)
 105—Travis Taylor vs. Western Michigan, 1999 (7)
 105—Reidel Anthony vs. Alabama, 1994 (8)
 105—Jack Jackson vs. Auburn, 1994 (5)
 105—Terry Ash vs. Auburn, 1970 (5)
 105—Willie Jackson, Sr., vs. Mississippi St., 1970 (4)
 105—Carlos Alvarez vs. Kentucky, 1969 (10)
 104—Chris Rainey vs. Tennessee, 2011 (2)
 104—Darrell Jackson vs. Florida St., 1999 (7)
 104—Cris Collinsworth vs. Miami, 1979 (4)
 103—Andre Caldwell vs. Vanderbilt, 2007 (9)
 103—Andre Caldwell vs. W. Kentucky, 2007 (3)
 103—Chad Jackson vs. Middle Tenn. St., 2004 (8)
 103—Darrell Jackson vs. Kentucky, 1999 (6)
 103—Ike Hilliard vs. LSU, 1995 (6)
 103—John L. Williams vs. Georgia, 1985 (12)
 103—Percy McGriff vs. Miami, 1959 (5)
 102—Carlos Perez vs. Kentucky, 2003 (5)
 102—Jabar Gaffney vs. UL-Monroe, 2001 (8)
 102—Jabar Gaffney vs. Marshall, 2001 (5)
 102—Reche Caldwell vs. Vanderbilt, 2000 (5)
 102—Willie Jackson vs. Southern Miss, 1992 (4)
 102—Charles Casey vs. South Carolina, 1964 (7)
 101—Jabar Gaffney vs. Tennessee, 2001 (7)
 101—Reche Caldwell vs. Mississippi St., 2001 (5)
 101—Jabar Gaffney vs. Vanderbilt, 2000 (7)
 101—Jabar Gaffney vs. Auburn, 2000 (4)
 101—Tyron Young vs. Furman, 1981 (7)
 101—James Yancey vs. Tennessee, 1970 (5)
 101—Richard Trapp vs. Florida St., 1966 (8)
 100—Deonte Thompson vs. App. St., 2010 (6)
 100—Jabar Gaffney vs. Tennessee, 2001 (7)
 100—Travis McGriff vs. Florida St., 1998 (4)
 100—Reidel Anthony vs. LSU, 1996 (7)
 100—Harrison Houston vs. LSU, 1993 (5)
 100—Willie Jackson vs. Alabama, 1992 (9)
 100—Lee McGriff vs. LSU, 1974 (3)
 100—Lee McGriff vs. Southern Miss, 1973 (6)
 100—Richard Trapp vs. Auburn, 1966 (9)

MOST CAREER 100-YARD GAMES

Jabar Gaffney	15
Carlos Alvarez	12
Willie Jackson Jr.	9
Ike Hilliard	8
Travis McGriff	8
Richard Trapp	8
Reidel Anthony	7
Reche Caldwell	7
Jacquez Green	7
Darrell Jackson	7
Dallas Baker	6
Charles Casey	6
Wes Chandler	6
Percy Harvin	6

Andre Caldwell	5
Cris Collinsworth	5
Jack Jackson	5
Taylor Jacobs	5
Lee McGriff	5
Tyron Young	5
Riley Cooper	4
Chris Doering	4
Harrison Houston	4
Chad Jackson	4
Tre Everett	3
Nafis Karim	3
Ernie Mills	3
Ricky Nattiel	3

Dwayne Dixon	2
Aaron Hernandez	2
Kelvin Kight	2
Kirk Kirkpatrick	2
Frankie Neal	2
Solomon Patton	2
Travis Taylor	2
Ben Troupe	2
Neal Anderson	1
Terry Ash	1
Jemelle Cornelius	1
ANDRE DEBOSE	1
Tommy Durrance	1
Jack Harper	1

Aubrey Hill	1
Cornelius Ingram	1
Willie Jackson Sr.	1
Tony Lomack	1
Percy McGriff	1
Joe Parker	1
Carlos Perez	1
Chris Rainey	1
Stacey Simmons	1
Tony Stephens	1
Deonte Thompson	1
Broughton Williams	1
John L. Williams	1
James Yancey	1

SAME GAME 100-YARD RECEIVING PERFORMANCES

Year	Opponent	Player 1	Player 2
2007	Vanderbilt	Percy Harvin (110)	Andre Caldwell (103)
2007	Western Kentucky	Riley Cooper (122)	Andre Caldwell (103)
2005	Kentucky	Chad Jackson (105)	Jemalle Cornelius (138)
2001	Tennessee	Reche Caldwell (115)	Jabar Gaffney (101)
2001	Vanderbilt	Reche Caldwell (117)	Taylor Jacobs (105)
2001	Auburn	Reche Caldwell (128)	Jabar Gaffney (110)
2001	LSU	Jabar Gaffney (164)	Reche Caldwell (120)
2001	Mississippi St.	Jabar Gaffney (159)	Reche Caldwell (101)
2000	Vanderbilt	Reche Caldwell (102)	Jabar Gaffney (101)
1998	South Carolina	Travis McGriff (222)	Travis Taylor (106)
1998	Vanderbilt	Travis McGriff (157)	Nafis Karim (132)
1998	Kentucky	Nafis Karim (145)	Travis McGriff (124)
1996	Alabama (SEC CG)	Reidel Anthony (171)	Jacquez Green (106)
1996	LSU	Ike Hilliard (145)	Reidel Anthony (100)
1996	Arkansas	Reidel Anthony (189)	Ike Hilliard (108)
1995	Florida St.	Ike Hilliard (192)	Chris Doering (124)
1995	Vanderbilt	Chris Doering (169)	Jacquez Green (155)
1993	Florida St.	Willie Jackson (140)	Harrison Houston (111)
1993	SW Louisiana	Jack Jackson (153)	Harrison Houston (112)
1985	Florida St.	Ricky Nattiel (161)	Frankie Neal (109)
1965	Florida St.	Jack Harper (111)	Charles Casey (107)

TOUCHDOWN/RECEPTION RATIO

(Min. 15 career TD receptions)

	Rec.	TDs	Ratio
Wes Chandler (1974-77)	92	22	4.18
Ike Hilliard (1994-96)	126	29	4.34
Riley Cooper (2006-09)	81	18	4.50
Aubrey Hill (1991-94)	86	18	4.78
Chris Doering (1992-95)	149	31	4.81
Reidel Anthony (1994-96)	126	26	4.85
Jacquez Green (1995-97)	113	23	4.91
Jack Jackson (1992-94)	143	29	4.93
Jabar Gaffney (2000-01)	138	27	5.11
Harrison Houston (1990-93)	101	19	5.32

TOTAL OFFENSE RECORDS

PLAYS

Career (Passes-Rushes-Games)

1,687—Tim Tebow, 2006-09 (995-692-55)
 1,636—Chris Leak, 2003-06 (1,324-320-51)
 1,397—Shane Matthews, 1989-92 (1,202-195-34)
 1,355—Danny Wuerffel, 1993-96 (1,170-185-46)
 1,239—Wayne Peace, 1980-83 (991-248-43)
 1,238—John Reeves, 1969-71 (1,128-110-32)
 1,229—Rex Grossman, 2000-02 (1,110-119-35)
 1,119—Kerwin Bell, 1984-87 (949-170-42)
 1,007—Doug Johnson, 1996-99 (907-100-37)
 995—Steve Spurrier, 1964-66 (692-303-30)

Season (Passes-Rushes-Games)

561—Rex Grossman, 2002 (503-58-13)
 560—Tim Tebow, 2007 (350-210-13)
 536—Shane Matthews, 1992 (463-73-12)
 531—Tim Tebow, 2009 (314-217-14)
 479—Chris Leak, 2005 (374-105-12)
 474—Tim Tebow, 2008 (298-176-14)
 460—Chris Leak, 2004 (399-61-12)
 450—Shane Matthews, 1990 (378-72-11)
 429—Rex Grossman, 2001 (395-34-11)
 428—John Reeves, 1969 (396-32-10)

Game (Passes-Rushes)

68—John Reeves vs. Auburn, 1969 (66-2)
 66—Shane Matthews vs. Florida St., 1990 (48-18)
 63—Doug Johnson vs. LSU, 1997 (57-6)
 62—Larry Ochab vs. Florida St., 1979 (54-8)
 58—Tim Tebow vs. South Carolina, 2007 (32-26)
 58—Tim Tebow vs. Ole Miss, 2007 (34-24)
 58—Rex Grossman vs. Tennessee, 2001 (51-7)
 58—Shane Matthews vs. Georgia, 1992 (45-13)
 57—Steve Spurrier vs. Auburn, 1965 (45-12)
 57—John Reeves vs. Tennessee, 1970 (52-5)

YARDS

Career (Passing-Rushing)

12,232—Tim Tebow, 2006-09 (9,285-2,947)
 11,350—Chris Leak, 2003-06 (11,213-137)
 10,500—Danny Wuerffel, 1993-96 (10,875-(-)375)
 9,241—Shane Matthews, 1989-92 (9,287-(-)46)
 9,031—Rex Grossman, 2000-02 (9,164-(-)133)

7,283—John Reeves, 1969-71 (7,549-(-)266)
 7,032—Kerwin Bell, 1984-87 (7,585-(-)553)
 6,946—Wayne Peace, 1980-83 (7,206-(-)260)
 6,765—Doug Johnson, 1996-99 (7,114-(-)349)
 5,290—Steve Spurrier, 1964-66 (4,848-442)

Season (Passing-Rushing)

4,181—Tim Tebow, 2007 (3,286-895)
 3,904—Rex Grossman, 2001 (3,896-8)
 3,805—Tim Tebow, 2009 (2,895-910)
 3,525—Danny Wuerffel, 1996 (3,625-(-)100)
 3,419—Tim Tebow, 2008 (2,746-673)
 3,337—Rex Grossman, 2002 (3,402-(-)65)
 3,276—Chris Leak, 2004 (3,197-79)
 3,176—Shane Matthews, 1992 (3,205-(-)29)
 3,140—Shane Matthews, 1991 (3,130-10)
 3,125—Danny Wuerffel, 1995 (3,266-(-)141)
By a Senior: 3,805—Tim Tebow, 2009 (2,895-910)
By a Junior: 3,419—Tim Tebow, 2008 (2,746-673)
By a Sophomore: 4,181—Tim Tebow, 2007 (3,286-895)
By a Freshman: 2,382—Chris Leak, 2003 (2,435-(-)53)
By a Running Back: 1,599—Emmitt Smith, 1989 (1,599 run, 0 pass)

Game (Passing-Rushing)

533—Tim Tebow vs. Cincinnati, 2009 (482-51)
 466—Danny Wuerffel vs. Arkansas, 1996 (462-4)
 463—Rex Grossman vs. LSU, 2001 (464-(-)1)
 460—Eric Kresser vs. N. Illinois, 1995 (458-2)
 442—Doug Johnson vs. Vanderbilt, 1998 (460-(-)18)
 428—Danny Wuerffel vs. Miss. St., 1993 (449-(-)21)
 427—Tim Tebow vs. Ole Miss (261-166)
 424—Tim Tebow vs. South Carolina (304-120)
 418—Terry Dean vs. SW Louisiana, 1993 (448-(-)30)
 416—Rex Grossman vs. Georgia, 2001 (407-9)
By a Senior: 533—Tim Tebow vs. Cincinnati, 2009 (482 pass, 51 run)
By a Junior: 460—Eric Kresser vs. Northern Illinois, 1995 (458 pass, 2 run)
By a Sophomore: 463—Rex Grossman vs. LSU, 2001 (464 pass, -1 run)
By a Freshman: 428—Danny Wuerffel vs. Mississippi St., 1993 (449 pass, -21 run)

By a Running Back: 316—Emmitt Smith, vs. New Mexico State, 1989 (316 run, 0 pass)

TOUCHDOWNS RESPONSIBLE FOR

Career (Passing-Rushing-Receiving)

145—Tim Tebow, 2006-09 (88-57-0)
 122—Danny Wuerffel, 1993-96 (114-8-0)
 101—Chris Leak, 2003-06 (88-13-0)
 83—Rex Grossman, 2000-02 (77-6-0)
 82—Shane Matthews, 1989-92 (74-7-1)
 65—Doug Johnson, 1996-99 (62-2-1)
 60—Kerwin Bell, 1984-87 (56-4-0)
 59—John Reeves, 1969-71 (54-5-0)

Season (Passing-Rushing-Receiving)

55—Tim Tebow, 2007 (32-23-0)
 42—Tim Tebow, 2008 (30-12-0)
 41—Danny Wuerffel, 1996 (39-2-0)
 39—Rex Grossman, 2001 (34-5-0)
 37—Danny Wuerffel, 1995 (35-2-0)
 35—Tim Tebow, 2009 (21-14-0)
 31—Chris Leak, 2004 (29-2-0)
 30—Shane Matthews, 1991 (28-1-1)
 27—Shane Matthews, 1990 (23-4-0)
 26—Chris Leak, 2005 (20-6-0)
 26—Chris Leak, 2006 (23-2-0)

Game (Passing-Rushing-Receiving)

7—Tim Tebow vs. South Carolina, 2007 (2-5-0)
 7—Doug Johnson vs. Central Mich., 1997 (7-0-0)
 7—Danny Wuerffel vs. Tennessee, 1995 (6-1-0)
 7—Terry Dean vs. New Mexico State, 1994 (7-0-0)
 6—Chris Leak vs. South Carolina, 2004 (6-0-0)
 6—Danny Wuerffel vs. Alabama, 1996 (6-0-0)
 6—Eric Kresser vs. Northern Illinois, 1995 (6-0-0)
 6—Terry Dean vs. SW Louisiana, 1993 (6-0-0)
 6—Trey Burton vs. Kentucky, 2010 (1-5-0)
 5—16 times, most recent: Tim Tebow vs. Florida St., 2009 (3-2-0)

YARDS GAINED PER GAME

Career

264.0—Shane Matthews, 1989-92
 258.0—Rex Grossman, 2000-02
 228.3—Danny Wuerffel, 1993-96
 227.6—John Reeves, 1969-71
 222.5—Chris Leak, 2003-06
 222.4—Tim Tebow, 2006-09
 183.6—Doug Johnson, 1996-99
 176.3—Steve Spurrier, 1964-66
 167.4—Danny Wuerffel, 1993-96
 167.4—Kerwin Bell, 1984-87

Season

354.9—Rex Grossman, 2001
 321.6—Tim Tebow, 2007
 293.8—Danny Wuerffel, 1996
 285.5—Shane Matthews, 1991
 285.2—John Reeves, 1969
 284.1—Danny Wuerffel, 1995
 273.0—Chris Leak, 2004
 271.8—Tim Tebow, 2009
 265.9—Shane Matthews, 1990
 264.7—Shane Matthews, 1992

YARDS GAINED PER PLAY

(Min. 20 Per Game)

Career

7.8—Danny Wuerffel, 1993-96
 7.4—Rex Grossman, 2000-02
 7.3—Tim Tebow, 2006-09
 6.9—Chris Leak, 2003-06
 6.8—Doug Johnson, 1996-99
 6.7—Terry Dean, 1991-94
 6.6—Shane Matthews, 1989-92
 6.3—Kerwin Bell, 1984-87
 5.8—John Reeves, 1969-71
 5.6—Steve Spurrier, 1964-66
 5.6—Wayne Peace, 1980-83

Season

- 9.1—Rex Grossman, 2001
- 8.4—Danny Wuerffel, 1995
- 8.3—Danny Wuerffel, 1996
- 7.6—Shane Matthews, 1991
- 7.5—Tim Tebow, 2007
- 7.5—Rex Grossman, 2000
- 7.5—Doug Johnson, 1998
- 7.3—Tim Tebow, 2009
- 7.3—Terry Dean, 1994
- 7.2—Kerwin Bell, 1985

ALL-PURPOSE YARDAGE PLAYS PARTICIPATED IN

(Rushes, Receptions and Returns) (Since 1965)

Career

- 1,026—Errict Rhett, 1990-93
- 756—Emmitt Smith, 1987-89
- 688—Neal Anderson, 1982-85
- 662—Earnest Graham, 1998-02
- 604—Fred Taylor, 1994-97
- 573—Larry Smith, 1966-68
- 569—John L. Williams, 1982-85
- 546—James Jones, 1979-82
- 527—Tony Green, 1974-77

Season

- 305—Errict Rhett, 1992
- 305—Emmitt Smith, 1989
- 283—Errict Rhett, 1993
- 265—Neal Anderson, 1985
- 264—Errict Rhett, 1991
- 262—Mike Gillislee, 2012
- 262—Earnest Graham, 2002
- 257—Ciatrick Fason, 2004
- 254—Emmitt Smith, 1987
- 238—Fred Taylor, 1997

AVERAGE YARDS PER PLAY

Career

(Min. 150 plays)

- 19.3—Harrison Houston, 1990-93 (2,997 in 155 plays)
- 17.7—Reidel Anthony, 1994-96 (3,400 in 192 plays)
- 17.6—Jack Jackson, 1992-94 (3,327 in 189 plays)
- 16.6—Jacquez Green, 1995-97 (3,640 in 220 plays)
- 15.7—Ricky Nattiel, 1983-86 (3,017 in 192 plays) *(Min. 200 plays)*
- 16.6—Jacquez Green, 1995-97 (3,640 in 220 plays)
- 14.3—Brandon James, 2006-09 (4,770 in 333 plays)
- 13.1—Cris Collinsworth, 1977-80 (2,940 in 225 plays)
- 11.6—Percy Harvin, 2006-08 (3,781 in 327 plays) *(Min. 500 plays)*
- 7.0—Tony Green, 1974-77 (3,652 in 521 plays)

Season

- (Min. 60 plays)*
- 21.0—Jack Jackson, 1993
- 18.1—Ike Hilliard, 1995
- 17.8—Jabar Gaffney, 2001
- 16.7—Jabar Gaffney, 2000
- 16.7—Reidel Anthony, 1996
- 16.7—Ricky Nattiel, 1985
- 16.7—Cris Collinsworth, 1978 *(Min. 100 plays)*
- 12.0—Percy Harvin, 2008
- 11.6—Brandon James, 2009
- 11.4—Percy Harvin, 2007

TOTAL YARDS GAINED

Career (Rushing-Receiving-Return)

- 5,393—Errict Rhett, 1990-93 (4,163-1,230-0)
- 4,770—Brandon James, 2006-09 (302-379-4,089)
- 4,391—Emmitt Smith, 1987-89 (3,928-463-0)
- 3,948—Chris Rainey, 2007-11 (2,464-795-689)
- 3,792—Fred Taylor, 1994-97 (3,075-717-0)
- 3,785—Neal Anderson, 1982-85 (3,234-525-26)
- 3,781—Percy Harvin, 2006-08 (1,852-1,929-0)
- 3,652—Tony Green, 1974-77 (2,590-287-775)
- 3,640—Jacquez Green, 1995-97 (165-2,181-1,294)
- 3,592—Jeff Demps, 2008-11 (2,470-481-641)

Season (Rushing-Receiving-Return)

- 1,806—Emmitt Smith, 1989 (1,599-207-0)
- 1,622—Percy Harvin, 2007 (764-858-0)
- 1,560—Errict Rhett, 1993 (1,289-271-0)
- 1,533—Ciatrick Fason, 2004 (1,267-266-0)
- 1,530—Fred Taylor, 1997 (1,292-238-0)
- 1,525—Emmitt Smith, 1987 (1,341-184-0)
- 1,523—Reidel Anthony, 1996 (27-1,293-203)
- 1,499—Travis McGriff, 1998 (-3-1,357-145)
- 1,470—Errict Rhett, 1991 (1,109-361-0)
- 1,467—Jacquez Green, 1997 (51-1,024-392)
- By a Senior:** 1,560—Errict Rhett, 1993
- By a Junior:** 1,806—Emmitt Smith, 1989
- By a Sophomore:** 1,622—Percy Harvin, 2007
- By a Freshman:** 1,525—Emmitt Smith, 1987

CONSECUTIVE STARTS

(Offensive/Defensive Starters)

- 50—Mike Degory, C, 2001-05
- 50—Larry Kennedy, CB, 1991-94
- 45—Jarvis Williams, CB, 1984-87 *(Special Teams)*
- 54—Chas Henry, P, 2007-10

CAREER YARDAGE LEADERS

Years	Name, Positions	Pass	Rush	Rec	Total
2006-09	Tim Tebow, QB	9,285	2,947	0	12,232
2003-06	Chris Leak, QB	11,213	137	30	11,350
1993-96	Danny Wuerffel, QB	10,875	-375	0	10,500
1989-92	Shane Matthews, QB	9,287	-46	7	9,248
2000-02	Rex Grossman, QB	9,164	-133	9	9,040
1969-71	John Reaves, QB	7,549	-266	14	7,297
1984-87	Kerwin Bell, QB	7,585	-553	0	7,032
1980-83	Wayne Peace, QB	7,206	-260	9	6,955
1996-99	Doug Johnson, QB	7,114	-349	28	6,793
1990-93	Errict Rhett, RB	0	4,163	1,230	5,393
1964-66	Steve Spurrier, QB	4,848	442	5	5,295
2007-11	John Brantley, QB	4,750	-156	-5	4,589
1987-89	Emmitt Smith, RB	0	3,928	463	4,391
1982-85	Neal Anderson, RB	97	3,234	525	3,856
1994-97	Fred Taylor, RB	0	3,075	717	3,792
2006-08	Percy Harvin, WR	0	1,852	1,929	3,781
1997-2000	Jesse Palmer, QB	3,755	-124	0	3,631
1991-94	Terry Dean, QB	3,420	85	50	3,555
1998-2002	Earnest Graham, RB	0	3,065	403	3,468
1982-85	John L. Williams, FB	0	2,409	863	3,272
2007-11	Chris Rainey, RB	0	2,464	795	3,259
1998-2001	Robert Gillespie, RB	0	1,854	1,091	3,045
1994-97	Elijah Williams, RB	0	2,181	842	3,023
1974-77	Tony Green, RB	113	2,590	287	2,990
2008-11	Jeff Demps, RB	0	2,470	481	2,951
1966-68	Larry Smith, RB	141	2,186	607	2,934
1974-77	Jimmy Fisher, RB	2,215	582	0	2,797
2011-13	JEFF DRISKEL , QB	2,271	464	0	2,735
1981-84	Lorenzo Hampton, TB	33	1,993	655	2,681
1979-82	James Jones, TE-FB	48	2,026	593	2,667
1969-71	Carlos Alvarez, WR	20	4	2,563	2,587
2003-06	DeShawn Wynn, RB	0	2,077	376	2,543
1969-71	Tommy Durrance, RB	21	1,640	881	2,542
1973-75	Don Gaffney, QB	1,985	513	0	2,498
1995-98	Terry Jackson, RB	0	1,794	645	2,439
2000-01	Jabar Gaffney, WR	49	0	2,375	2,424
1988-90	Kyle Morris, QB	2,436	-26	0	2,410
1995-97	Jacquez Green, WR	30	165	2,181	2,376
1994-96	Reidel Anthony, WR	0	56	2,274	2,330

Years	Name, Positions	Pass	Rush	Rec	Total
1977-80	Cris Collinsworth, WR	174	210	1,937	2,321
1974-77	Wes Chandler, WR	0	356	1,963	2,319
1992-94	Jack Jackson, WR	0	42	2,266	2,308
2002-04	Ciatrick Fason, RB	0	1,877	408	2,285
1994-96	Ike Hilliard, WR	0	46	2,214	2,260
1988-91	Willie McClendon, RB	0	1,673	584	2,257
2009-12	Mike Gillislee, RB	0	2,072	182	2,254
2003-06	Dallas Baker, WR	0	0	2,236	2,236
1973-75	Jimmy DuBose, RB	0	2,159	32	2,191
1999-2002	Taylor Jacobs, WR	0	83	2,097	2,180
1999-2001	Reche Caldwell, WR	0	91	2,088	2,179
1992-95	Chris Doering, WR	70	0	2,107	2,177
1990-93	Willie Jackson, WR	0	5	2,172	2,177
1946-49	Chuck Hunsinger, RB	0	2,017	121	2,138
1939-41	Tommy Harrison, TB	1,170	963	0	2,133
1995-98	Travis McGriff, WR	59	-3	2,057	2,113
1983-86	Ricky Nattiel, WR	0	11	2,086	2,097
1936-38	Walter Mayberry, TB	713	1,306	0	2,019
1950-51	Haywood Sullivan, QB	2,016	-2	0	2,014
1966-68	Larry Rentz, WR-QB	1,564	235	160	1,959
1962-64	Larry Dupree, RB	0	1,725	191	1,916
1962-64	Tom Shannon, QB	1,766	137	0	1,903
1972-73	David Bowden, QB	2,191	-291	0	1,900
2003-07	Andre Caldwell, WR	35	235	1,588	1,858
1965-67	Richard Trapp, WR	0	75	1,783	1,858
2010-13	Trey Burton, RB-WR	103	720	976	1,799
1974-77	Terry LeCount, WR-QB	849	723	217	1,789
1990-93	Harrison Houston, WR	0	0	1,781	1,781
2003-05	Chad Jackson, WR	0	90	1,586	1,676
1963-65	Charles Casey, WR	0	0	1,612	1,612
1987-90	Ernie Mills, WR	0	17	1,585	1,602
1972-74	Lee McGriff, WR	0	28	1,551	1,579
1993-95	Eric Kresser, QB	1,572	-1	0	1,571
1974-77	Willie Wilder, RB	0	1,451	117	1,568
1980-83	Dwayne Dixon, WR	28	0	1,520	1,548
1960-62	Larry Libertore, QB	725	786	0	1,511
1997-99	Darrell Jackson, WR	0	0	1,501	1,501

KICKING RECORDS

FIELD GOALS ATTEMPTED

Career

88—Caleb Sturgis, 2008-12 (made 70)
80—Jeff Chandler, 1997-2001 (made 67)
63—Brian Clark, 1979-81 (made 43)
62—David Posey, 1973-76 (made 33)

Season

30—Caleb Sturgis, 2009 (made 22)
28—Caleb Sturgis, 2012 (made 24)
27—Matt Leach, 2003 (made 21)
26—Caleb Sturgis, 2011 (made 22)
26—Bobby Raymond, 1984 (made 23)
24—Jeff Chandler, 1999 (made 21)
24—Brian Clark, 1981 (made 18)
24—David Posey, 1974 (made 12)
24—John David Francis, 1988 (made 17)

FIELD GOALS MADE

Career

70—Caleb Sturgis, 2008-12 (88 att.)
67—Jeff Chandler, 1997-2001 (80 att.)
43—Matt Leach, 2001-04 (61 att.)
43—Bobby Raymond, 1983-84 (49 att.)
43—Brian Clark, 1979-81 (63 att.)
33—David Posey, 1973-76 (62 att.)
33—Arden Czyzewski, 1988-91 (44 att.)

Season

24—Caleb Sturgis, 2012 (28 att.)
23—Bobby Raymond, 1984 (26 att.)
22—Caleb Sturgis, 2011 (26 att.)
22—Caleb Sturgis, 2009 (30 att.)
21—Matt Leach, 2003 (27 att.)
21—Jeff Chandler, 1999 (24 att.)
20—Bobby Raymond, 1983 (23 att.)
19—Jeff Chandler, 2001 (22 att.)
18—Brian Clark, 1981 (24 att.)
17—Jeff Dawson, 1985 (23 att.)
17—John David Francis, 1988 (24 att.)

Game

6—Bobby Raymond vs. Florida St., 1983
6—Bobby Raymond vs. Kentucky, 1984
5—Brian Clark vs. Mississippi, 1980
4—10 times, most recent: Caleb Sturgis vs. Tenn., 2011

FIELD GOAL PERCENTAGE

Career

(*Min.* - 35 att.)
87.8%—Bobby Raymond, 1983-84 (43 of 49)
82.9%—Berj Yepremian, 1976-78 (29 of 35)
82.1%—Judd Davis, 1992-94 (32 of 39)
79.5%—Caleb Sturgis, 2008-12 (70 of 88)
78.9%—Jeff Dawson, 1985-86 (30 of 38)

(*Min.* - 50 att.)

83.8%—Jeff Chandler, 1997-2001 (67 of 80)
79.5%—Caleb Sturgis, 2008-12 (70 of 88)
70.5%—Matt Leach, 2001-04 (43 of 61)
68.3%—Brian Clark, 1979-81 (43 of 63)

Season

(*Min.* - 20 att.)
88.4%—Bobby Raymond, 1984 (23 of 26)
87.5%—Jeff Chandler, 1999 (21 of 24)
86.9%—Bobby Raymond, 1983 (20 of 23)

MOST CONSECUTIVE FIELD GOALS

Career

17—Bobby Raymond, 1984
16—Jeff Chandler, 2001
14—Caleb Sturgis, 2010-12
13—Jeff Chandler, 2000-01
11—Jonathan Phillips, 2008
11—Berj Yepremian, 1978

PATs ATTEMPTED

Career

180—Jeff Chandler, 1997-2001 (made 167)
164—Bart Edmiston, 1992-96 (made 160)
136—Caleb Sturgis, 2008-12 (made 130)
131—Judd Davis, 1992-94 (made 129)
125—Matt Leach, 2001-04 (made 120)
115—David Posey, 1973-76 (made 110)

Season

79—Jonathan Phillips, 2008 (made 78)
73—Joey Ijjas, 2007 (made 72)
71—Bart Edmiston, 1995 (made 71)
66—Bart Edmiston, 1996 (made 64)
65—Judd Davis, 1994 (made 65)
54—Collins Cooper, 1997 (made 48)
53—Jeff Chandler, 2000 (made 49)
53—Judd Davis, 1993 (made 51)
49—Matt Leach, 2004 (made 49)
48—Jeff Chandler, 2001 (made 46)

Game

11—Collins Cooper vs. Central Michigan, 1997
10—Jonathan Phillips vs. The Citadel, 2008
10—Judd Davis vs. New Mexico State, 1994
10—Judd Davis vs. Kentucky, 1994
9—Jonathan Phillips vs. Charleston Southern, 2009
9—Matt Leach vs. Florida A&M, 2003
9—Bart Edmiston vs. South Carolina, 1995
9—Jim Gainey vs. West Texas State, 1982

PATs MADE

Career

167—Jeff Chandler, 1997-2001
160—Bart Edmiston, 1992-96
130—Caleb Sturgis, 2008-12
129—Judd Davis, 1992-94
120—Matt Leach, 2001-04
110—David Posey, 1973-76
95—Arden Czyzewski, 1988-91
83—Jonathan Phillips, 2007-08
81—Chris Hetland, 2005-06
77—Wayne Barfield, 1965-67
72—Joey Ijjas, 2004-07

Season

78—Jonathan Phillips, 2008 (79 att.)
72—Joey Ijjas, 2007 (73 att.)
71—Bart Edmiston, 1995 (71 att.)
65—Judd Davis, 1994 (65 att.)
64—Bart Edmiston, 1996 (66 att.)
51—Judd Davis, 1993 (53 att.)
49—Matt Leach, 2004 (49 att.)
49—Jeff Chandler, 2000 (53 att.)
48—Collins Cooper, 1997 (54 att.)
46—Jeff Chandler, 2001 (48 att.)

Game

10—Jonathan Phillips vs. The Citadel, 2008 (10 att.)
10—Judd Davis vs. New Mexico State, 1994 (10 att.)
10—Judd Davis vs. Kentucky, 1994 (10 att.)
9—Matt Leach vs. Florida A&M, 2003 (9 att.)
9—Collins Cooper vs. Central Mich., 1997 (11 att.)
9—Bart Edmiston vs. South Carolina, 1995 (9 att.)
9—Jim Gainey vs. West Texas State, 1982 (9 att.)

PATs PERCENT ACCURACY

Career

(*Min.* 50)
100%—Brian Clark, 1979-81 (62 of 62)
98.6%—Joey Ijjas, 2004-07 (72 of 73)
98.2%—Berj Yepremian, 1976-78 (56 of 57)

Season

(*Min.* 25)
100%—Caleb Sturgis, 2011 (31 of 31)
100%—Matt Leach, 2004 (49 of 49)
100%—Matt Leach, 2003 (41 of 41)
100%—Bart Edmiston, 1995 (71 of 71)
100%—Judd Davis, 1994 (65 of 65)
100%—Arden Czyzewski, 1991 (44 of 44)
100%—Robert McGinty, 1987 (33 of 33)
100%—Brian Clark, 1981 (28 of 28)
100%—Wayne Barfield, 1966 (27 of 27)

CONSECUTIVE PATs MADE

Career

114—Bart Edmiston, 1992-96
104—Matt Leach, 2001-04
81—Judd Davis, 1992-94
62—Brian Clark, 1979-81
61—Jonathan Phillips, 2007-08
55—Berj Yepremian, 1976-78
52—Wayne Barfield, 1965-67

Game

(*Min.* 8)

10 of 10—Jonathan Phillips vs. The Citadel, 2008
10 of 10—Judd Davis vs. New Mexico State, 1994
10 of 10—Judd Davis vs. Kentucky, 1994
9 of 9—Jonathan Phillips vs. Kentucky, 2008
9 of 9—Matt Leach vs. Florida A&M, 2003
9 of 9—Bart Edmiston vs. South Carolina, 1995
9 of 9—Jim Gainey vs. West Texas State, 1982
8 of 8—9 times, most recent: Caleb Sturgis vs. FIU, 2009

LONGEST FIELD GOALS

60—Chris Perkins vs. Tulane, 1984
56—Caleb Sturgis vs. Georgia, 2009
55—Caleb Sturgis vs. Furman, 2011
55—Caleb Sturgis vs. Vanderbilt, 2011
55—Brian Clark vs. Kentucky, 1981
54—Jeff Chandler vs. Georgia, 2000
54—Berj Yepremian vs. Utah, 1977
54—David Posey vs. Florida St., 1976
53—Chris Perkins vs. Miami, 1983
53—John Williams vs. Ole Miss, 1973
52—Matt Leach vs. Georgia, 2004
52—Jeff Chandler vs. Tennessee, 2001
52—Judd Davis vs. So Mississippi, 1994
52—Brian Clark vs. Kentucky, 1979
52—Berj Yepremian vs. Alabama, 1978
51—Caleb Sturgis vs. Texas A&M, 2012
51—Caleb Sturgis vs. Bowling Green, 2012
51—Caleb Sturgis vs. FAU, 2011
51—Caleb Sturgis vs. Arkansas, 2009
51—Robert McGinty vs. Auburn, 1986
51—Chris Perkins vs. Tennessee, 1984
51—Berj Yepremian vs. Rice, 1977
51—David Posey vs. Florida St., 1975
50—Caleb Sturgis vs. Georgia, 2012
50—Matt Leach vs. Mississippi St., 2004
50—Matt Leach vs. LSU, 2003
50—Jeff Chandler vs. Florida St., 1999
50—Robert McGinty vs. LSU, 1987
50—Berj Yepremian vs. Florida St., 1977
50—David Posey vs. Florida St., 1975

FLORIDA'S GAME-WINNING FIELD GOAL KICKS

Kicker	Date	Opponent	Kick Length	Time Remaining	Final Score
Chas Henry	10/30/10	Georgia	37	OT	34-31
Caleb Sturgis	10/17/09	Arkansas	27	0:09	23-20
Matt Leach	11/1/03	Georgia	33	0:33	16-13
Arden Czyzewski	10/7/89	LSU	41	0:00	16-13
Brian Clark	11/15/80	Kentucky	34	n/a	17-15
Wayne Barfield	11/11/67	Georgia	31	n/a	17-16
Steve Spurrier	10/29/66	Auburn	40	2:12	30-27
Bob Lyle	9/26/64	Mississippi St.*	41	0:00	16-13
Billy Cash	10/22/60	LSU	35	n/a	13-10

*Mississippi St. missed FG to tie

RETURN RECORDS

MOST KICKOFF RETURNS *(Since 1958)*

Career

112—Brandon James, 2006-09
58—**ANDRE DEBOSE**, 2010-12
57—Willie Jackson, Sr., 1970-72

Season

32—Brandon James, 2008
30—Brandon James, 2007
29—Brandon James, 2009

Game

6—Chris Rainey vs. Georgia, 2010
6—Reidel Anthony vs. Tennessee, 1995
6—Bo Carroll vs. Alabama, 1999

KICK RETURN YARDS

Career

2,718—Brandon James, 2006-09
1,592—**ANDRE DEBOSE**, 2010-12
1,248—Willie Jackson, Sr., 1970-72

Season

841—Brandon James, 2007
756—Brandon James, 2009
738—Brandon James, 2008
666—Kerry Watkins, 1986

Game

159—**ANDRE DEBOSE** vs. South Carolina, 2010
159—Tony Lomack vs. Kentucky, 1989
158—Solomon Patton vs. Missouri, 2013
154—**ANDRE DEBOSE** vs. LSU, 2010

KICK RETURN AVERAGE

Career

(Min. 50)
27.4—**ANDRE DEBOSE**, 2010-12 (58 for 1,592)
24.3—Brandon James, 2006-09 (112 for 2,718)
22.5—Harrison Houston, 1990-93 (54 for 1,216)

(Min. 30)

27.7—Solomon Patton, 2010-13 (39 for 1,079)
27.4—**ANDRE DEBOSE**, 2010-12 (58 for 1,592)
26.1—Jack Jackson, 1992-94 (39 for 1,019)

Season

(Min. 10)
29.2—Solomon Patton, 2013 (22 for 642)
28.3—**ANDRE DEBOSE**, 2012 (18 for 510)
28.2—Jack Jackson, 1993 (17 for 480)
28.0—**ANDRE DEBOSE**, 2010 (21 for 587)

Game

(Min. 4)
39.8—**ANDRE DEBOSE** vs. S. Carolina (4 for 159)
39.5—Solomon Patton vs. Missouri (4 for 158)
37.5—Cris Collinsworth vs. LSU (4 for 150)

KICK RETURN TOUCHDOWNS

Career

4—**ANDRE DEBOSE**, 2010-12
2—Bo Carroll, 1997-2000
2—Stacey Simmons, 1986-88

Season

2—**ANDRE DEBOSE** vs. South Carolina 2010

Game

1—13 times, last by Solomon Patton vs. Missouri, 2013

LONGEST KICKOFF RETURNS

100—Solomon Patton vs. Missouri, 2013
100—**ANDRE DEBOSE** vs. Louisville, 2012
100—Bo Carroll vs. LSU, 1999
100—Jack Jackson vs. Mississippi St., 1993
100—Pat Reen vs. Miami, 1940
99—**ANDRE DEBOSE** vs. Ohio State, 2011
99—Jeff Demps vs. Georgia, 2011
99—**ANDRE DEBOSE** vs. South Carolina, 2010
99—Tony Lomack vs. Kentucky, 1989
98—Billy Chase vs. Mississippi, 1934
97—Cris Collinsworth vs. LSU, 1978
96—Chuck Hunsinger vs. Alabama, 1948
96—Harvin Clark vs. Kentucky, 1969
94—Bo Carroll vs. Arkansas, 1997
94—Stacey Simmons vs. Kentucky, 1987
93—Pat Reen vs. Auburn, 1940
90—Reidel Anthony vs. Auburn, 1995
90—Jack Nichols vs. Auburn, 1950

88—**ANDRE DEBOSE** vs. LSU, 2010
88—Bobby Forbes vs. Furman, 1947
85—Brandon James vs. Charleston Southern, 2009
85—Jim Roundtree vs. Georgia, 1955
85—Stacey Simmons vs. Mississippi, 1988

MOST PUNT RETURNS *(Since 1958)*

Career

117—Brandon James, 2006-09
76—Keiwan Ratliff, 2000-03
75—Ivory Curry, 1980-82
72—Tyson Sever, 1972-74

Season

41—Wallace Brown, 1934
37—Brandon James, 2008
35—Tyson Sever, 1972

Game

7—Tyson Sever vs. North Carolina, 1972

PUNT RETURN YARDS *(Since 1955)*

Career

1,371—Brandon James, 2006-09
860—Keiwan Ratliff, 2000-03
766—Jacquez Green, 1995-97
631—Ivory Curry, 1980-82
589—Ricky Nattiel, 1983-86

Season

510—Brandon James, 2008 (37 ret.)
392—Jacquez Green, 1997 (27 ret.)
363—Brandon James, 2006 (33 ret.)
354—Tyson Sever, 1972 (35 ret.)
346—Ricky Nattiel, 1984 (22 ret.)

Game

155—Brandon James vs. W. Carolina, 2007 (6 ret.)
145—Jacquez Green vs. Kentucky, 1996 (2 ret.)

PUNT RETURN AVERAGE

Career

(Min. 25)
18.6—Hal Griffin, 1946-49 (26 for 484)

Season

(Min. 10)
26.7—Hal Griffin, 1947 (10 for 267)*
**NCAA record for 10 or more*

PUNT RETURN TOUCHDOWNS

Career

4—Brandon James, 2006-09
4—Jacquez Green, 1995-97

Season

2—Brandon James, 2008
2—Lito Sheppard, 2000
2—Jacquez Green, 1997
2—Jacquez Green, 1996
2—Steve Tannen, 1968
2—Loran Broadus, 1948

Game

2—Jacquez Green vs. Kentucky, 1996

LONGEST PUNT RETURNS

97—Hal Griffin vs. Miami, 1946
87—Hal Griffin vs. Villanova, 1946
86—Jacquez Green vs. South Carolina, 1997
84—Loran Broadus vs. Rollins, 1948
83—Brandon James vs. Tennessee, 2007
83—George Grandy vs. Tulane, 1966
82—Harvin Clark vs. Miami, 1971
82—Hal Griffin vs. Kansas State, 1947
80—Jack Harper vs. SMU, 1964
80—Hagood Clark vs. Auburn, 1961
80—Loran Broadus vs. Tulsa, 1948
80—Loran Broadus vs. North Carolina, 1947
79—Jacquez Green vs. Kentucky, 1996
78—Brandon James vs. Hawaii, 2008
78—Jack Nichols vs. The Citadel, 1950
77—Brandon James vs. Western Carolina, 2006
75—Hal Griffin vs. N.C. State, 1946
75—Jimmy Hall vs. The Citadel, 1951

SCORING RECORDS

TOTAL POINTS

Career

368—Jeff Chandler, 1997-2001 (67 FG, 167 PAT)
342—Tim Tebow, 2006-09 (57 TD)
340—Caleb Sturgis, 2008-12 (70 FG, 130 PAT)
250—Matt Leach, 2001-04 (43 FG, 120 PAT)
226—Bart Edmiston, 1992-96 (22 FG, 160 PAT)
225—Judd Davis, 1992-94 (32 FG, 129 PAT)
222—Emmitt Smith, 1987-89 (37 TD)
216—Errict Rhett, 1990-93 (36 TD)
209—David Posey, 1973-76 (33 FG, 110 PAT)
198—Earnest Graham, 1999-2002 (33 TD)
194—Neal Anderson, 1982-85 (32 TD, 1-2 pt)
194—Arden Czyzewski, 1988-91 (33 FG, 95 PAT)

Season

138—Tim Tebow, 2007 (23 TD)
110—Caleb Sturgis, 2009 (22 FG, 44 PAT)
110—Reidel Anthony, 1996 (18 TD, 1-2 pt)

110—Tommy Durrance, 1969 (18 TD, 1-2 pt)
108—Edgar Jones, 1925 (16 TD)
107—Judd Davis, 1994 (14 FG, 65 PAT)
106—Caleb Sturgis, 2012 (24 FG, 34 PAT)
104—Matt Leach, 2003 (21 FG, 41 PAT)
103—Jeff Chandler, 2001 (19 FG, 46 PAT)
103—Bobby Raymond, 1984 (23 FG, 34 PAT)

Game - By A Kicker

23—Bobby Raymond vs. Florida St., 1983 (6 FG, 5 PAT)

Established a NCAA single-game scoring record for a kicker

Game - By A Non-Kicker

36—**TREY BURTON** vs. Kentucky, 2010 (6 TD)
30—Tim Tebow vs. South Carolina, 2007 (5 TD)
24—DeShawn Wynn vs. Kentucky, 2005 (4 TD)
24—Chad Jackson vs. Wyoming, 2005 (4 TD)
24—DeShawn Wynn vs. Florida A&M, 2003 (4 TD)

24—Jesse Palmer vs. Kentucky, 2000 (4 TD)
24—Fred Taylor vs. Florida St., 1997 (4 TD)
24—Ike Hilliard vs. Tennessee, 1995 (4 TD)
24—Jack Jackson vs. New Mexico State, 1994 (4 TD)
24—Rammy Ramsdell vs. Mercer, 1915 (4 TD)
24—Tommy Owens vs. Mercer, 1928 (4 TD)

TOUCHDOWNS

Career

57—Tim Tebow, 2006-09
37—Emmitt Smith, 1987-89
36—Errict Rhett, 1990-93
33—Earnest Graham, 1999-2002
33—Neal Anderson, 1982-85
31—Fred Taylor, 1994-97
31—Chris Doering, 1992-95
31—Jack Jackson, 1992-94
30—Jacquez Green, 1995-97
30—Tommy Durrance, 1969-71

Season

23—Tim Tebow, 2007 (23 rush)
18—Reidel Anthony, 1996 (18 rec.)
18—Tommy Durrance, 1969 (12 rush, 6 rec.)
17—Chris Doering, 1995 (17 rec.)
16—Jack Jackson, 1994 (15 rec., 1 run)
16—Edgar Jones, 1925 (8 rush, 6 rec, 2 KR)
15—Ike Hilliard, 1995 (15 rec.)
15—Emmitt Smith, 1989 (14 rush, 1 rec.)
14—Tim Tebow, 2009 (14 rush)
14—Jabar Gaffney, 2000 (14 rec.)
14—Buford Long, 1952 (13 rush, 1 rec.)
By a Senior: 17—Chris Doering, 1995
By a Junior: 18—Reidel Anthony, 1996
By a Sophomore: 23—Tim Tebow, 2007
By a Freshman: 14—Jabar Gaffney, 2000

RETURN TOUCHDOWNS

KICKOFF RETURN TOUCHDOWNS

Player	Date	Opponent	Yards	Location	Notes
Harvin Clark	11/15/69	Kentucky	96	H	
Cris Collinsworth	10/7/78	LSU	97	H	
Stacey Simmons	11/14/87	Kentucky	94	H	Opening Kick
Stacey Simmons	9/10/88	Ole Miss	85	N	Jackson, Miss.
Tony Lomack	11/18/89	Kentucky	99	H	
Jack Jackson	10/2/93	Mississippi St.	100	H	
Reidel Anthony	10/14/95	Auburn	90	A	
Bo Carroll	10/4/97	Arkansas	94	H	Opening Kick
Bo Carroll	10/9/99	LSU	100	A	
Brandon James	9/6/09	Charleston So.	85	H	
ANDRE DEBOSE	10/9/10	LSU	88	H	
ANDRE DEBOSE	11/13/10	South Carolina	99*	H	Opening Kick
Jeff Demps	10/29/11	Georgia	99	N	Jacksonville, Fla.
ANDRE DEBOSE	1/2/12	Ohio State	99**	N	Jacksonville, Fla., (Gator Bowl)
ANDRE DEBOSE	1/2/13	Louisville	100	N	New Orleans, La. (Sugar Bowl)
Solomon Patton	10/19/13	Missouri	100	A	

Totals: 16 Home: 9 Away: 3 Neutral: 4 Opening Kick: 3

*set UF single-season record for kick return touchdowns

**set UF career record for kick return touchdowns

BLOCKED FIELD GOALS FOR TOUCHDOWNS

Player	Date	Opponent	Yards	Location
Reggie Lewis	11/26/05	Florida St.	52	H

Totals: 1 Home: 1 Away: 0 Neutral: 0

PUNT RETURN TOUCHDOWNS

Player	Date	Opponent	Yards	Location	Notes
George Grandy	11/12/66	Tulane	83	H	
Steve Tannen	9/21/68	Air Force	64	N	Tampa, Fla.
Steve Tannen	10/26/68	Vanderbilt	82	A	
Carlos Alvarez	9/12/70	Duke	72	N	Jacksonville, Fla.
Harvin Clark	11/27/71	Miami	82	A	
Tyson Sever	11/18/72	Kentucky	71	H	
Ivory Curry	9/20/80	Georgia	71	A	
Ricky Nattiel	9/29/84	Mississippi St.	67	H	
Fred Weary	10/1/94	Ole Miss	10	A	Blocked Punt
Mike Harris	11/12/94	South Carolina	40	H	Blocked Punt
Jacquez Green	9/28/96	Kentucky	66	H	
Jacquez Green	9/28/96	Kentucky	79	H	
Jacquez Green	9/6/97	Central Michigan	13	H	Blocked Punt
Jacquez Green	11/15/97	South Carolina	86	A	
Mike Peterson	11/7/98	Vanderbilt	27	A	Blocked Punt
Lito Sheppard	9/9/00	Middle Tennessee St.	54	H	
Lito Sheppard	11/11/00	South Carolina	57	H	
Tremaine McCollum	1/2/05	Iowa	0	N*	Blocked Punt
Terrence Holmes	10/8/05	Mississippi St.	0	H	Blocked Punt
Brandon James	11/18/06	Western Carolina	77	H	
Brandon James	9/15/07	Tennessee	83	H	
Marcus Manson	11/17/07	FAU	19	H	Blocked Punt
Brandon James	8/30/08	Hawaii	74	H	
Brandon James	9/20/08	Tennessee	78	A	
Chris Rainey	9/26/09	Kentucky	23	A	Blocked & Rec. punt
Solomon Patton	11/6/10	Vanderbilt	42	A	Blocked by C. Rainey
Lerentee McCray	1/1/11	Penn State	27	N*	Blocked by S. Patton
Chris Rainey	9/3/11	FAU	22	H	Blocked by S. Patton
Graham Stewart	1/2/12	Ohio State	14	N*	Blocked by C. Rainey
Jelani Jenkins	11/10/12	Louisiana	36	H	Blocked by L. Purify

Totals: 31 Home: 16 Away: 10 Neutral: 5 Blocked: 12

*Bowl Game

PUNTING RECORDS

ATTEMPTED

Career

231—Eric Wilbur, 2003-06
209—Buster Morrison, 1972-74
182—Shayne Edge, 1991-94
165—Chas Henry, 2007-10
161—Ray Criswell, 1982-85
154—Fred Montsdeoca, 1948-50
135—Bill Conover, 1978-79
130—Steve Spurrier, 1964-66

Season

83—Buster Morrison, 1972
83—Bud Walton, 1938
76—Bill Conover, 1979
70—Buster Morrison, 1973
66—**KYLE CHRISTY**, 2012
66—Eric Wilbur, 2003
63—Joe Borajkiewicz, 1981
62—John James, 1970
62—Fred Montsdeoca, 1949
60—Mark Dickert, 1980
By a Senior: 63—Joe Borajkiewicz, 1981
By a Junior: 76—Bill Conover, 1979
By a Sophomore: 83—Buster Morrison, 1972;
83—Bud Walton, 1938
By a Freshman: 66—Eric Wilbur, 2003

Game

23—Bud Walton vs. Georgia Tech, 1938

YARDAGE (AVG.)

Career

(Min. 90 punts)
44.4—Ray Criswell (161 punts), 1982-85
43.4—**KYLE CHRISTY** (117 punts), 2011-13
43.0—Chas Henry (165 punts), 2007-10
42.9—Eric Wilbur (231 punts), 2003-06
42.6—Bobby Joe Green (97 punts), 1958-59
42.5—Shayne Edge (145 punts), 1991-94
42.1—Chas Henry (115 punts), 2007-10
41.8—Alan Rhine (94 punts), 1999-2000
41.2—Alan Williams (100 punts), 1976-77
40.7—Robby Stevenson (113 punts), 1995-98

SEASON

(Min. 40 punts)
45.8—**KYLE CHRISTY** (66 punts), 2012
45.1—Chas Henry (50 punts), 2010
44.9—Bobby Joe Green (54 punts), 1959
44.8—Eric Wilbur (66 punts), 2003
44.7—Ray Criswell (55 punts), 1985
43.4—Chas Henry (44 punts), 2008
43.3—Alan Rhine (47 punts), 2000
43.3—Shayne Edge (46 punts), 1991
42.8—Ray Criswell (48 punts), 1982
42.8—Alan Williams (57 punts), 1977

By a Senior: 45.1—Chas Henry (50 punts), 2010

By a Junior: 43.4—Chas Henry (34 punts), 2009

By a Sophomore: (min. 45) 40.8—Shayne Edge (56 punts), 1992; (min. 30) 47.4—Ray Criswell (30 punts), 1983

By a Freshman: 44.8—Eric Wilbur (66 punts), 2003

Game

(Min. 7 punts)

54.3—**KYLE CHRISTY** vs. South Carolina (7 for 380), 2012
53.0—Fred Montsdeoca vs. Alabama (7 for 371), 1949
50.7—Eric Wilbur vs. Georgia (7 for 355), 2003
49.1—Kyle Christy vs. LSU (7 for 344), 2012
46.1—**KYLE CHRISTY** at Auburn (7 for 323), 2011
45.9—Ingle Martin vs. Ole Miss (7 for 321), 2002
45.6—Chas Henry vs. Miami (7 for 319), 2008

YARDAGE

Career

9,900—Eric Wilbur (231 punts), 2003-06
8,374—Buster Morrison (209 punts), 1972-74
7,729—Shayne Edge (182 punts), 1991-94

Season

3,187—Buster Morrison (83 punts), 1972

Game

432—Eric Wilbur (10 punts) vs. LSU, 2005
424—Ray Criswell (9 punts) vs. Auburn, 1985
422—Roger Sibbald (10 punts) vs. Georgia Tech, 1980

LONGEST PUNTS

82—Bobby Joe Green vs. Georgia, 1958
76—Shayne Edge vs. Vanderbilt, 1992
76—Don Chandler vs. Georgia Tech, 1955
75—Chas Henry vs. Alabama, 2010
75—Eric Wilbur vs. Tennessee, 2003
73—Ray Criswell vs. LSU, 1982
70—Ingle Martin vs. Ole Miss, 2002
70—Ray Criswell vs. LSU, 1982
67—**KYLE CHRISTY** vs. Auburn, 2011
67—Chas Henry vs. Mississippi St., 2010
67—Chas Henry vs. Florida St., 2008
66—Bobby Joe Green vs. Georgia, 1959
66—Buster Morrison vs. Florida St., 1974
65—Alan Rhine vs. Auburn (SEC), 2000
65—Bobby Joe Green vs. Florida St., 1959
65—Hank Rone vs. Kentucky, 1989
65—Bobby Joe Green vs. Virginia, 1959
65—Don Ringgold vs. LSU, 1961

DEFENSIVE RECORDS

TOTAL TACKLES

Career

475—David Little, ILB, 1977-80
 467—Scot Brantley, ILB, 1976-79
 457—Sammy Green, ILB, 1972-75
 409—Charlie Williams, ILB, 1974-77
 363—Ed Robinson, ILB, 1990-93
 357—Ralph Ortega, ILB, 1972-74
 353—Fernando Jackson, ILB, 1979-82
 348—Robin Fisher, MG, 1978-81
 343—Wilber Marshall, OLB, 1980-83
 335—Alonzo Johnson, OLB, 1981-85

Season

202—Sammy Green, ILB, 1976 (126 UT, 76 AT)
 193—Scot Brantley, ILB, 1978 (115 UT, 78 AT)
 185—Glenn Cameron, ILB, 1974 (120 UT, 65 AT)
 168—Bam Hardmon, ILB, 2002 (104 UT, 64 AT)
 161—David Little, ILB, 1980 (101 UT, 60 AT)
 153—Charlie Williams, ILB, 1977 (98 UT, 55 AT)
 145—Scot Brantley, ILB, 1976 (93 UT, 52 AT)
 142—Carlton Miles, ILB, 1992 (81 UT, 61 AT)

QB SACKS

Career

33—Alex Brown, DE, 1998-2001
 27—Alonzo Johnson, OLB, 1981-85
 26.5—Huey Richardson, OLB/DE, 1987-90
 25—Clifford Charlton, OLB, 1984-87
 23—Wilber Marshall, OLB, 1980-83
 21.8—Kevin Carter, DE, 1991-94
 21—David Galloway, DT, 1977-81
 21—Robin Fisher, MG, 1978-81
 20.5—Derrick Harvey, DE, 2005-07
 19.5—Jermaine Cunningham, DE, 2006-09
 19.5—Carlos Dunlap, DE, 2007-09

Season

13—Alex Brown, DE, 1999
 12.5—Huey Richardson, OLB, 1989
 12—Alonzo Johnson, OLB, 1985
 11.8—Kevin Carter, DE, 1994
 11—Derrick Harvey, DE, 2006
 11—Clifford Charlton, OLB, 1986
 11—Alonzo Johnson, OLB, 1984
 11—Wilber Marshall, OLB, 1981
 10.5—Alex Brown, DE, 2001
 10—Rhondy Weston, DT, 1988

TOTAL TACKLES FOR LOSS

Career

58—Wilber Marshall, OLB, 1980-83 (23 QBS, 35 TFL)
 55—Alonzo Johnson, OLB, 1981-85 (27 QBS, 28 TFL)
 51.5—Derrick Harvey, DE, 2004-07 (20.5 QBS, 31 TFL)
 50.5—Huey Richardson, OLB/DE, 1987-90 (26.5 QBS, 24 TFL)
 49—Clifford Charlton, OLB, 1984-87 (25 QBS, 24 TFL)
 47.5—Brad Culpepper, DT, 1988-91 (18 QBS, 29.5 TFL)
 46—Alex Brown, DE, 1998-2001 (33 QBS, 12 TFL)
 44—Jeff Roth, MG, 1985-88 (17 QBS, 27 TFL)
 42.3—Kevin Carter, DE, 1991-94 (21.8 QBS, 20.5 TFL)
 41—Robin Fisher, MG, 1978-81 (21 QBS, 20 TFL)
 36.8—Ellis Johnson, DT, 1991-94 (16.3 QBS, 20.5 TFL)

Season

27—Wilber Marshall, OLB, 1981 (11 QBS, 16 TFL)
 25.5—Derrick Harvey, DE, 2007 (8.5 QBS, 17 TFL)
 23—Clifford Charlton, OLB, 1986 (11 QBS, 12 TFL)
 22.5—Huey Richardson, OLB, 1989 (12.5 QBS, 10 TFL)

21.5—Brad Culpepper, DT, 1991 (7 QBS, 14.5 TFL)
 21.3—Kevin Carter, DE, 1994 (11.8 QBS, 9.5 TFL)
 19—Alonzo Johnson, OLB, 1985 (12 QBS, 7 TFL)
 19—Trace Armstrong, DT, 1988 (7 QBS, 12 TFL)
 18.5—Jermaine Cunningham, DE, 2007
 18—Alex Brown, DE, 1999 (13 QBS, 5 TFL)

PASS BREAK UPS

Career

42—Anthone Lott, 1993-96
 39—Larry Kennedy, 1991-94
 35—Fred Weary, 1994-98
 34—Joe Haden, 2007-09
 34—Louis Oliver, 1984-88
 30—Bennie Alexander, 1997-2001
 29—Robert Cromartie, 1998-2002
 25—Janoris Jenkins, 2008-10
 25—Guss Scott, 2000-03
 23—Demetric Webb, 2003-05

Season

19—Louis Oliver, 1987
 15—Bennie Alexander, 1999
 15—Anthone Lott, 1994
 13—Demetric Webb, 2005
 13—Anthone Lott, 1995
 12—Marcus Roberson, 2012
 12—Joe Haden, 2008
 12—Larry Kennedy, 1993
 11—six times, most recent:
VERNON HARGREAVES III, 2013
By a Senior: 11—Fred Weary, 1997
By a Junior: 19—Louis Oliver, 1987
By a Sophomore: 15—Bennie Alexander, 1999
By a Freshman: 11—Janoris Jenkins, 2008;
VERNON HARGREAVES III, 2013

FORCED FUMBLES

Career

15—Clifford Charlton, 1984-87
 11—Guss Scott, 2000-03
 9—Alex Brown, 1997-2001
 7—Lawrence Wright, 1993-96
 7—Anthone Lott, 1993-96
 7—Ben Hanks, 1992-95
 6—Johnny Rutledge, 1995-98
 6—Jevon Kearse, 1995-98
 6—Ellis Johnson, 1991-94
 5—3 times, most recent: Jermaine Cunningham,
 2006-09

Season

6—Clifford Charlton, 1986
 5—Guss Scott, 2003
 5—Alex Brown, 1999
 5—Lawrence Wright, 1995
 5—Anthone Lott, 1995
 5—Ellis Johnson, 1994
 4—Major Wright, 2007
 4—Jarvis Moss, 2006
 4—Johnny Rutledge, 1996
 4—Clifford Charlton, 1987
By a Senior: 5—many times, last Guss Scott, 2003
By a Junior: 6—Clifford Charlton, 1986
By a Sophomore: 5—Alex Brown, 1999
By a Freshman: 4—Major Wright, 2007

FUMBLE RECOVERIES

Career

8—Brandon Siler, 2004-06
 8—Todd Johnson, 1999-2002
 5—Louis Oliver, 1984-88
 5—Kerry Watkins, 1986-89
 4—five times, most recent: Brandon Spikes,
 2006-09

Season

7—Brandon Siler, 2005
 4—Todd Johnson, 2000
 3—10 times, most recent:
MICHAEL TAYLOR, 2013
By a Senior: 2—many times, last Darrell Lee and
 Daryl Dixon, 2003
By a Junior: 3—many times, last **MICHAEL TAYLOR**,
 2013
By a Sophomore: 7—Brandon Siler, 2005
By a Freshman: 1—many times, last Major
 Wright and Joe Haden, 2007

BLOCKS

Career

6—Chris Rainey, 2007-11
 4—Tim Paulk, 1987-91
 4—Sam McCorkle, 1992-95
 4—Carlos Dunlap, 2007-09
 3—Loucheiz Purifoy, 2011-13s
 3—Solomon Patton, 2010-13
 3—Sharrif Floyd, 2010-12
 3—Demetric Webb, 2003-05
 3—Todd Johnson, 1998-2002
 3—Jacquez Green, 1995-97

Season

3—Carlos Dunlap, 2008
 3—Jacquez Green, 1995
 3—Sam McCorkle, 1994
 3—Tim Paulk, 1988
 2—13 times, most recent: Chris Rainey, 2011 and
 Solomon Patton, 2011
By a Senior: 2—2 times, Todd Johnson, 2002 and
 Chris Rainey, 2011
By a Junior: 3—Sam McCorkle, 1994
By a Sophomore: 3—Carlos Dunlap, 2008
By a Freshman: 3—Tim Paulk, 1988 and Jacquez
 Green, 1995

INTERCEPTIONS

Career

15—Fred Weary, 1994-97
 14—Teako Brown, 1995-98
 14—Will White, 1989-92
 13—Ahmad Black, 2007-10
 13—Bruce Bennett, 1963-65
 12—Keiwan Ratliff, 2000-03
 11—Louis Oliver, 1985-88
 11—Wayne Fields, 1972-74
 11—Steve Tannen, 1967-69
 11—Walter Mayberry, 1936-38
 10—4 times, most recent: Richard Fain, 1987-90

Season

9—Keiwan Ratliff, 2003
 8—Ryan Smith, 2006
 7—Ahmad Black, 2008
 7—Will White, 1990
 7—Randy Talbot, 1974

7—John Clifford, 1970

6—8 times, most recent: Reggie Nelson, 2006
Game
 3—Keiwan Ratliff vs. Arkansas, 2003
 3—Will White vs. Alabama, 1990
 3—John Clifford vs. North Carolina State, 1970
 3—Bruce Bennett vs. Georgia, 1963
 3—Joe Brodsky vs. Mississippi St., 1956

YARDS RETURNED

Season

244—Joe Brodsky, 1956 (5 INT)

Game

162—Joe Brodsky vs. Mississippi St., 1956 (3 INT)

RETURNS FOR TOUCHDOWNS

Career

4—Brandon Spikes, 2006-09

Season

2—Brandon Spikes, 2009
 2—Ahmad Black, 2008
 2—Brandon Spikes, 2008
 2—Keiwan Ratliff, 2003
 2—Bennie Alexander, 1999
 2—Jack Westbrook, 1959
 2—Joe Brodsky, 1956

Game

2—Joe Brodsky vs. Mississippi St., 1956

LONGEST RETURNS

100—Jackie Simpson vs. Mississippi St., 1955
 100—Joe Brodsky vs. Mississippi St., 1956
 89—Will Hill vs. Georgia, 2010
 89—Tony George vs. Tennessee, 1997
 88—Joe Haden vs. Georgia, 2008
 88—Anthone Lott vs. LSU, 1994
 87—Duke Warren vs. Stetson, 1935
 84—Dick Kirk vs. Auburn, 1964
 81—Darren Hambrick vs. Georgia, 1994
 80—Ahmad Black vs. Penn State, 2010
 80—Ahmad Black vs. Hawaii, 2008
 79—James Revels vs. Auburn, 1972
 75—Jelani Jenkins vs. Furman, 2011
 75—Walter Mayberry vs. Stetson, 1936

AVERAGE YARDS PER RETURN

Career (Min. 10)

27.8—Ahmad Black, 2007-10 (13 INT)

Season (Min. 5)

48.8—Joe Brodsky, 1956 (5 INT)

Game (Min. 3)

54.0—Joe Brodsky vs. Mississippi St., 1956 (3 for
 162)

INTERCEPTION RETURN TOUCHDOWNS (Since 1980)

Loucheiz Purifoy, 42 yards vs. Arkansas, 2013
 Jon Bostic, 7 yards vs. Jacksonville St., 2012
 Jaylen Watkins, 26 yards vs. Kentucky, 2012
 Jelani Jenkins, 75 yards vs. Furman, 2011
 De'Ante Saunders, 25 yards vs. Furman, 2011
 Ahmad Black, 80 yards vs. Penn State, 2011 (Outback Bowl)
 Jeremy Brown, 52 yards vs. Kentucky, 2010
 Justin Trattou, 35 yards vs. USF, 2010
 Janoris Jenkins, 67 yards vs. Miami University, 2010
 Dustin Doe, 23 yards vs. Mississippi St., 2009
 Brandon Spikes, 5 yards vs. Georgia, 2009
 Brandon Spikes, 41 yards vs. FIU, 2009
 Brandon Spikes, 52 yards vs. LSU, 2008
 Ahmad Black, 40 yards vs. Kentucky, 2008
 Brandon Spikes, 12 yards vs. South Carolina, 2008
 Major Wright, 32 yards vs. Hawaii, 2008
 Ahmad Black, 80 yards vs. Hawaii, 2008
 Wondy Pierre-Louis, 25 yards vs. Georgia, 2007
 Reggie Nelson, 70 yards vs. Alabama, 2006
 Vernell Brown, 60 yards vs. Iowa, 2005 (Outback Bowl)
 Keiwan Ratliff, 52 yards vs. Vanderbilt, 2003
 Keiwan Ratliff, 44 yards vs. Arkansas, 2003
 Tre Orr, 73 yards vs. San Jose State, 2003
 Guss Scott, 38 yards vs. San Jose State, 2003
 Guss Scott, 47 yards vs. Georgia, 2002
 Byron Hardmon, 26 yards vs. Miami (Fla.), 2002
 Keiwan Ratliff, 62 yards vs. Kentucky, 2002
 Andra Davis, 25 yards vs. Vanderbilt, 2001
 Travis Carroll, 24 yards vs. South Carolina, 2001
 Lito Sheppard, 19 yards vs. Tennessee, 2000
 Bennie Alexander, 42 yards vs. Alabama, 1999
 Bennie Alexander, 43 yards vs. Florida St., 1999
 Tony George, 89 yards vs. Tennessee, 1997
 Teako Brown, 26 yards vs. SW Louisiana, 1996
 Fred Weary, 65 yards vs. SW Louisiana, 1996
 Anthonie Lott, 88 yards vs. LSU, 1994
 Darren Hambrick, 81 yards vs. Georgia, 1994
 James Bates, 9 yards vs. Georgia, 1994
 Carlton Miles, 14 yards vs. San Jose State, 1991
 Larry Kennedy, 44 yards vs. Tennessee, 1991
 Darren Mickell, 14 yards vs. Oklahoma State, 1990
 Tim Paulk, 36 yards vs. Georgia, 1990
 Godfrey Myles, 52 yards vs. Kentucky, 1990
 Tim Paulk, 50 yards vs. Memphis State, 1989
 Mark Murray, 55 yards vs. Indiana State, 1988
 Richard Fain, 32 yards vs. LSU, 1988
 Joey Nicoletto, 10 yards vs. Cal State, 1987
 Adrian White, 30 yards vs. Mississippi St., 1986
 Bruce Vaughan, 33 yards vs. Furman, 1981
 Sonny Gilliam, 30 yards vs. Ole Miss, 1981
 Tim Golden, 10 yards vs. Georgia Tech, 1980

FUMBLE RETURN TOUCHDOWNS (Since 1980)

Jaye Howard, 2 yards vs. Kentucky, 2011
 Terron Sanders, 45 yards vs. Vanderbilt, 2010
 Dustin Doe, 18 yards vs. Tennessee, 2007
 Wondy Pierre-Louis, 0 yards (rec. in EZ) vs. Arkansas, 2006 (SECCG)
 Ray McDonald, 9 yards vs. Georgia, 2006
 Kiewan Ratliff, 77 yards vs. Florida St., 2003
 Todd Johnson, 76 yards vs. Middle Tennessee State, 2000
 Marquis Westbrook, 0 yards (rec. in EZ) vs. UCF, 1999
 Mike Moten, 23 yards vs. South Carolina, 1997
 Lawrence Wright, 12 yards vs. SW Louisiana, 1996
 Fred Weary, 64 yards vs. SW Louisiana, 1996
 Cameron Davis, 40 yards vs. Georgia Southern, 1996
 Anthonie Lott, 27 yards vs. Tennessee, 1996
 Ben Hanks, 95 yards vs. Arkansas, Dec. 2, 1995 (SECCG)
 Michael Gilmore, 59 yards vs. Georgia, 1994
 Ed Robinson, 48 yards vs. Vanderbilt, 1993
 Darren Mickell, 32 yards vs. Akron, 1990

NON-OFFENSIVE SCORES ALL-TIME

Year	Defense			Returns		Totals			Notes:
	Fumbles	INTs	Safety	Kickoff	Punt	Defensive	Returns	Non-Offense	
1946	0	0	0	0	2	0	2	2	
1947	0	0	0	0	3	0	3	3	
1948	0	1	0	0	2	1	2	3	
1949	0	0	0	0	0	0	0	0	
1950	0	0	0	0	0	0	0	0	
1951	0	1	0	0	2	1	2	3	
1952	0	0	0	0	0	0	0	0	
1953	0	0	0	0	0	0	0	0	
1954	0	0	0	0	0	0	0	0	
1955	0	0	2	1	1	2	2	4	
1956	0	0	0	0	0	0	0	0	
1957	0	0	2	0	2	2	2	4	
1958	0	0	1	2	1	1	3	4	
1959	0	3	1	0	1	4	1	5	
1960	1	0	0	0	0	1	0	1	
1961	0	0	0	0	1	0	1	1	
1962	1	0	0	0	2	1	2	3	
1963	1	1	0	0	0	2	0	2	
1964	0	1	0	0	1	1	1	2	
1965	0	2	0	0	0	2	0	2	
1966	0	0	1	0	1	1	1	2	
1967	0	0	0	0	0	0	0	0	
1968	1	0	0	0	2	1	2	3	
1969	0	1	1	1	0	2	1	3	
1970	0	2	0	0	1	2	1	3	
1971	0	1	0	0	1	1	1	2	
1972	0	3	0	0	0	3	0	3	
1973	0	0	0	0	0	0	0	0	
1974	0	0	1	0	0	1	0	1	
1975	1	1	0	0	0	2	0	2	
1976	0	1	2	0	0	3	0	3	
1977	3	0	0	0	2	3	2	5	
1978	0	0	0	0	0	0	0	0	
1979	0	0	0	0	0	0	0	0	
1980	0	1	0	0	0	1	0	1	
1981	0	2	2	0	0	4	0	4	
1982	0	0	1	0	0	1	0	1	
1983	0	0	0	0	0	0	0	0	
1984	0	0	1	0	0	1	0	1	
1985	0	0	0	0	0	0	0	0	
1986	0	1	1	0	0	2	0	2	
1987	0	1	2	0	0	3	0	3	
1988	0	2	0	1	0	2	1	3	
1989	0	1	0	1	0	1	1	2	
1990	1	3	1	0	0	5	0	5	
1991	0	2	1	0	0	3	0	3	
1992	0	0	0	0	0	0	0	0	
1993	1	1	2	1	0	4	1	5	
1994	1	3	0	1	0	4	1	5	
1995	1	0	0	1	0	1	1	2	
1996	4	2	1	0	3	7	3	10	
1997	1	1	0	1	2	2	3	5	
1998	0	0	1	0	1	1	1	2	
1999	1	2	0	1	0	3	1	4	
2000	1	1	0	0	2	2	2	4	
2001	0	2	0	0	0	2	0	2	
2002	0	3	0	0	0	3	0	3	
2003	2	4	0	0	0	6	0	6	
2004	0	0	0	0	0	0	0	0	
2005	1	1	2	0	2	4	2	6	
2006	2	1	2	0	1	5	1	6	
2007	1	1	0	0	1	2	1	3	
2008	0	5	1	0	2	6	2	8	
2009	0	3	0	1	1	3	2	5	
2010	1	4	0	2	2	5	4	9	
2011	1	2	1	2	2	4	4	8	
2012	0	2	0	1	1	2	4	4	
2013	0	1	1	1	0	2	1	3	
Totals	27	70	31	18	45	128	65	191	

BLOCKED KICKS SINCE 1990

Total Blocked Kicks Since 1990: 89

Under WILL MUSCHAMP (13)

2013 1 (1 Punt)
 2012 6 (4 FG, 1 PAT, 1 Punt)
 2011 6 (5 punts, 1 FG)

Under URBAN MEYER (32)

2010 4 (3 punts, 1 FG)
 2009 2 (2 punts)
 2008 9 (5 punts, 3 FG, 1 PAT)
 2007 4 (3 punts, 1 PAT)
 2006 8 (5 punt, 2 FG, 1 PAT)
 2005 5 (2 FG, 2 punts, 1 PAT)

Under RON ZOOK (11)

2004 4 (2 punt)
 2003 3 (2 punt)
 2002 4 (2 punt)

Under STEVE SPURRIER (33)

2001 2 (2 punt)
 2000 1 (1 punt)
 1999 3 (2 punt)
 1998 1 (1 punt)
 1997 3
 1996 3
 1995 7
 1994 5 (all punts)
 1993 2
 1992 0
 1991 2
 1990 4

C. Rainey block punt listed as punt return
 S. Patton, L. McCray block punt listed as punt return
 C. Rainey, G. Stewart each returned blocked punts
 J. Jenkins returned a blocked punt

RECORD HOLDERS

INDIVIDUAL RECORD HOLDERS

Southeastern Conference

Yards Per Play (Career):
 Danny Wuerffel, 7.75 ypp (1,355 for 10,500), 1993-96

Yards Per Play (Season):
 Rex Grossman, 9.10 ypp (429 for 3,904), 2001

Most TDs Responsible For (Game):
 Several with 7, including Terry Dean vs. New Mexico State (1994), Danny Wuerffel vs. Tennessee (1995), Doug Johnson vs. Central Michigan (1997), Tim Tebow vs. South Carolina (2007)

Most TDs Responsible For (Season):
 Tim Tebow, 55 (32 Passing, 23 Rushing), 2007

Most TDs Responsible For (Career):
 Tim Tebow, 145 (88 Passing, 57 Rushing), 2006-09

Total Offensive Yards Gained (Career):
 Tim Tebow, 12,232 (9,285 Passing, 2,947 Rushing), 2006-09

Yards Gained (Season):
 Tim Tebow, 4,181 (3,286 Passing, 895 Rushing), 2007

Passing Completions (Career):
 Chris Leak, 895, 2003-06

Completion Percentage (Game, min. of 30 Comp.):
 Tim Tebow, 88.6 (31 of 35) vs. Cincinnati, 2009

Passing Efficiency (Career, min. of 300 Comp.):
 Tim Tebow, 170.79 (448 of 681), 2006-09

TD Passes (Game):
 Terry Dean (7 vs. New Mexico State in 1994), Doug Johnson (7 vs. Central Michigan in 1997)

TD Passes (Career):
 Danny Wuerffel, 114, 1993-96

Interceptions Thrown (Game):
 John Reaves, 9 vs. Auburn, 1969

Lowest Ratio of Attempts/Interceptions (Career, min. 200 Att.):
 Tim Tebow, 1:62.2 (16 in 995), 2006-09

Longest TD Pass:
 Cris Collinsworth to Derrick Gaffney for 99 Yards vs. Rice, 1977

Average Yards Per Rush (Game, Min. of 30 Rushes):
 Emmitt Smith, 10.2 ypc (316 yds on 31 carries vs. New Mexico in 1989)

Most Rushing TDs (Season):
 Tim Tebow, 23, 2007

Most Rushing TDs (Career):
 Tim Tebow, 57, 2006-09

Most Rushing Yards By a Quarterback (Career):
 Tim Tebow, 2,947, 2006-09

Most Rushing TDs By a Quarterback (Season):
 Tim Tebow, 23, 2007

TD Receptions (Career):
 Chris Doering, 31, 1992-95

TD Receptions (Season):
 Reidel Anthony, 18 (12 Games), 1996

FG% (Career, Min. 25 Made):
 Bobby Raymond, .877 (43 of 49), 1982-84

PATs Attempted (Season):
 Jonathan Phillips, 79, 2008

PATs Made (Season):
 Jonathan Phillips, 78, 2008

Punting Average (Game, min. 7 punts):
KYLE CHRISTY, 54.3 vs. South Carolina, 2012

Total Points Scored by Kicking (Game):
 Bobby Raymond, 23 (6 FG, 5 PAT) vs. Florida St., 1983

Longest Field Goal:
 Chris Perkins, 60 Yards vs. Tulane in 1984 (one of 3 Players in SEC history tied with 60-yarder)

Kick Returns (Career):
 Brandon James, 229 (117 PR, 112 KR), 2006-09

Kick Return Yards (Career):
 Brandon James, 4,089 (112 for 2718 KO / 117 for 1,271 PR), 2006-09

Yards Per Kick Return (Career, min. 100 Att.):
 Brandon James, 21.35 (229 ret. for 4,089 yds.), 2006-09

Kickoff Return Yards (Career):
 Brandon James, 2,718 (112 ret.), 2006-09

Kickoff Returns (Career):
 Brandon James, 112, 2006-09

Kickoff Yards Per Return (Career, min. 100 Att.):
 Brandon James, 24.3, 2006-09

Kickoff Return Touchdowns (Career):
ANDRE DEBOSE, 4, 2010-12 - tied with three others

Punt Return Average (Season, min. of 10):
 Hal Griffin, 26.7 (10 ret.), 1947

Longest Kickoff Return:
 Several for 100 Yards, including Pat Reen vs. Miami (1940), Jack Jackson vs. Mississippi St. (1993) and Bo Carroll vs. LSU (1999)

Interceptions Return Yards (Game):
 162, Joe Brodsky (3 int) vs. Mississippi St., 1956

Interceptions Returns for TDs (Game):
 Joe Brodsky, 2 vs. Mississippi St., 1956

Yards Per Interception Return (Game, min. 3):
 Joe Brodsky, 54.0 vs. Mississippi St., 1956

Yards Per Interception Return (Season, min. 5):
 Joe Brodsky, 48.8 (5 for 244), 1956

Longest Interception Return:
 Several for 100 Yards, including Jackie Simpson vs. Mississippi St. (1955), Joe Brodsky vs. Mississippi St. (1956) and Charlie Britt vs. Georgia (1959)

National

Highest Average Gain Per Play (Season) (min. 3,000 Yards):
 9.1—Rex Grossman, 2001 (429 for 3,904)

Earliest Game a Freshman Reached 1,000 Yards (Season):
 7th, Emmitt Smith, 1987 (1,011 vs. Temple, Oct. 17)

Most TD Passes (Half):
 7, several including Terry Dean vs. New Mexico St., 1994 and Doug Johnson vs. Central Mich., 1997

Most TD Passes in Combined Freshman and Sophomore Seasons:
 55, Rex Grossman, 2000-01

Most TD Passes in First Game of Career:
 5, John Reaves vs. Houston, 1969

Most TD Catches by a Freshman (Season):
 14, Jabar Gaffney, 2000

Two Players, Same Team, Each Gaining 1,000 Receiving Yards (Season):
 Several duos, including UF's Reidel Anthony (1,045) and Ike Hilliard (1,008) in 1996 and Jabar Gaffney (1,191) and Reche Caldwell (1,059) in 2001

Most TDs Scored on Punt Returns (Game):
 2, several times, including Jacquez Green vs. Kentucky, 1996 (66 and 79 yds on back-to-back returns in 3rd quarter)

Highest Percentage of Field Goals Made (Career, min. 45 Att.):
 Bobby Raymond, Florida, 1983-84 (43 of 49 for .877)

Highest Percentage of Field Goals Made Under 40 Yards (Season, min. of 16 Made):
 Several, including Bobby Raymond, 1984 (18 of 18)

Highest Percentage of Field Goals Made, Under 40 Yards (Career, min. of 30 Made):
 97%, Bobby Raymond (32 of 33), 1983-84

CURRENT TEAM RECORD HOLDERS

Southeastern Conference

TD Passes (Game)	9, vs. Central Michigan, 1997
TD Passes (Season)	48, 1995
Most Consecutive Extra Points Made (Season)	71 of 71, 1995
Most Plays (Season)	982, 2002
Total Offense (Season)	6,413, 1995
Average Yards Per Game (Season)	534.4, 1995
Yards Per Play (Season)	7.40, 1995
Total First Downs (Season)	327, 1995
Most Punt Return Yards (Game)	272 vs. Kentucky, 1996
Most Points (Season)	611, 2008 (14 Games)*
Most Points Per Game (Season)	46.6, 1996
Most Touchdowns (Season)	82, 2008 (14 Games)**

*First SEC team to score 600 points in a Season

**First SEC team to score 80 TDs in a Season

National

Most Consecutive Games Scoring a TD on a Pass:
 62 (from Oct. 1, 1992-Oct. 4, 1997)

Highest Average Gain Per Pass Completion (Season, min. 225 Comp.):
 17.1, 1996 (234 for 4,007 Yards)

Most Passes Had Intercepted by a Winning Team:
 7, vs. Kentucky in 1993, won 24-20

FLORIDA GAME SUPERLATIVES

- # In records dating to 1974
 + In records dating to 1976
 ^ In records dating to 1979
 @ In records dating to 1980
 * Indicates bowl game

OFFENSE (TEAM)

Top Rushing Yardage

- 531—Utah (1977)
 489—Citadel (1953)
 466—New Mexico (1989)
 454—Vanderbilt (1975)
 415—Houston (1976)
 405—Kentucky (2011)
 404—Duke (1975)
 398—Tulane (1967)
 394—The Citadel (2008)
 394—West Texas State (1982)

Top Passing Yardage

- 512—SW Louisiana (1993)
 507—Mississippi St. (2001)
 506—Northern Illinois (1995)
 504—LSU (2001)
 494—Mississippi St. (2000)
 482*—Cincinnati (2010 Sugar Bowl)
 471—Northern Illinois (1991)
 463—Southern Mississippi (1994)
 462—Arkansas (1996)
 456*—Maryland (2002 Orange Bowl)
 456—Vanderbilt (1998)

Top Total Offense Yardage

- 774—West Texas State (1982)
 708—Central Michigan (1997)
 705—The Citadel (2008)
 695—Northern Illinois (1995)
 663—Troy (2009)
 659*—Cincinnati (2010 Sugar Bowl)
 659*—Maryland (2002 Orange Bowl)
 658—Georgia Southern (1996)
 643—UAB (2002)
 642—SW Louisiana (1993)

Most Points Scored

- 144—Florida Southern (1913)
 82—Central Michigan (1997)
 78—College of Charleston (1912)
 77—Rollins (1924)
 73—Kentucky (1994)
 73—Mercer (1928)
 71—Vanderbilt (2001)
 71—Sewanee (1928)
 70—The Citadel (2008)
 69—Montana State (1988)

Most Points Scored (Half)

- 56—Central Michigan (1997, 1st)
 56—New Mexico State (1994, 1st)
 49—The Citadel (2008, 1st)
 49—Troy (2007, 1st)
 49—Kentucky (2005, 1st)
 48—UCF (1999, 1st)
 45—San Jose State (1991, 1st)
 42—Kentucky (2008, 1st)
 42—LSU (1996, 1st)
 42—South Carolina (1995, 1st)
 42—Kentucky (1994, 2nd)
 42—West Texas State (1982, 1st)

- 42—Kentucky (2008, 1st)
 42—Charleston Southern (2009, 1st)

Most First Downs

- 36—Western Michigan (1999)
 36—LSU (1996)
 35—Mississippi St. (2001)
 35—SW Louisiana (1993)
 34—Louisiana-Monroe (2001)
 34—New Mexico State (1994)
 33—Kentucky (1995)
 33—Akron (1990)
 32—Troy (2009)
 32—Central Michigan (1997)
 32—Auburn (1996)
 32—Mississippi St. (1990)
 32—Kentucky (1990)

Most Rushing Attempts ^

- 67—Ole Miss (1980)
 63—New Mexico (1989)
 61—USC (1983)
 59*—Penn State (1998 Citrus Bowl)
 59—Kent State (1986)
 59—Florida St. (1983)
 58—LSU (2012)
 57—Ole Miss (1981)
 56—Tennessee (2013)
 56—Cincinnati (1984)
 56—Kentucky (1984)
 56—Kentucky (1983)
 56—Mississippi St. (1982)
 56—Vanderbilt (1982)

Fewest Rushing Attempts ^

- 14—Alabama (2009 SEC Championship)
 15—Florida St. (1993)
 18—Auburn (2001)
 20—South Carolina (2010)
 20—Florida St. (2000)
 20—Miami (2000, Sugar Bowl)
 20—Alabama (1999 SEC Championship)
 20—Florida St. (1998)
 21—Tennessee (2000)
 21—Alabama (1999)
 21—Syracuse (1991)

Most Rushing Touchdowns

- 8—Montana State (1988)
 8—The Citadel (1953)
 7—Florida A&M (2003)
 6—Appalachian State (2010)
 6—The Citadel (2008)
 6—Kentucky (2000)
 6—Georgia Southern (1996)
 6—Auburn (1990)
 6—Cal State Fullerton (1987)
 6—West Texas State (1982)
 6—Vanderbilt (1962)
 6—Arkansas State (1958)

Most Passing Touchdowns @

- 9—Central Michigan (1997)
 8—New Mexico State (1994)
 7—Kentucky (1998)
 7—Northern Illinois (1995)
 7—Georgia (1995)
 7—SW Louisiana (1993)
 6—South Carolina (2004)

- 6—Vanderbilt (2001)
 6—LSU (2001)
 6—Mississippi St. (2001)
 6—Arkansas (1997)
 6—Alabama (1996 SEC Championship)
 6—South Carolina (1995)
 6—Tennessee (1995)
 6—Kentucky (1994)
 6—Vanderbilt (1993)
 6—San Jose State (1991)

Most Pass Attempts +

- 58*—Notre Dame (1992 Sugar Bowl)
 57—Mississippi St. (2000)
 57—LSU (1997)
 55—Florida St. (1999)
 55—Florida St. (1992)
 54—Northern Illinois (1995)
 54—Florida St. (1979)
 53—Tennessee (2001)
 52—Florida St. (1993)
 52—Kentucky (1993)

Fewest Pass Attempts +

- 5—Auburn (1989)
 9—Alabama (1979)
 9—Utah (1977)
 10—Ole Miss (1980)
 11—New Mexico (1989)
 11—Miami (1977)
 11—LSU (1977)
 11—Tennessee (1976)
 12—Georgia (1977)
 12—Tennessee (1977)

Most Pass Completions +

- 36—Georgia (2002)
 34—Tennessee (2001)
 34—Mississippi St. (2000)
 34—Northern Illinois (1995)
 34—Southwestern Louisiana (1993)
 33—Louisiana-Monroe (2001)
 33—Georgia (1985)
 32—Vanderbilt (2005)
 32—LSU (1997)
 32—Louisville (1992)

Fewest Pass Completions +

- 1—Auburn (1989)
 1—Alabama (1979)
 4—Ole Miss (1980)
 4—Georgia Tech (1979)
 4—Tennessee (1977)
 5—New Mexico (1989)
 5—Florida St. (1989)
 5—LSU (1978)
 5—Cal State Fullerton (1987)
 5—Utah (1977)
 5—Georgia (1977)

Most Total Plays @

- 94—Mississippi St. (1990)
 93—Georgia (1992)
 92—Vanderbilt (1982)
 89—Kentucky (2002)
 89—Florida St. (1990)
 88—Vanderbilt (2010)
 86—Ole Miss (1986)
 85*—Michigan (2003 Outback Bowl)

- 84—Kentucky (2004)
 84—Ball State (2000)
 84—Georgia Tech (1980)

Fewest Total Plays @

- 44—Alabama (1999 SEC Championship)
 45—Auburn (2006)
 49—Florida St. (2013)
 49—Alabama (2009 SEC Championship)
 49—Kentucky (1986)
 50—Georgia (1987)
 50—Florida St. (1987)
 51—Kentucky (1979)
 52—Alabama (2011)
 52—Alabama (1999)

DEFENSE (TEAM)

Fewest Yards Allowed - Rushing

- 56—Arkansas (1997)
 -36—NE Louisiana (1998)
 -28—Auburn (1997)
 -22—Ole Miss (1994)
 -18—Florida St. (1969)
 -14—Auburn (1990)
 -10—LSU (1985)
 -11—Tennessee (2006)
 -9—Tennessee (2011)
 -7—LSU (1999)

Fewest Yards Allowed - Passing

- 1—Vanderbilt (1958)
 0—Georgia Southern (2013)
 0—Georgia (1964)
 0—Georgia Tech (1956)
 0—Tulane (1968)
 3—Georgia Tech (1953)
 3—Kentucky (1956)
 5—Rice (1959)
 5—Miami (1956)
 6*—Miami (Ohio) (1973 Tangerine Bowl)
 6—Mississippi St. (1957)

Fewest Yards Allowed - Total Defense

- 59—Western Carolina (2006)
 66—Tulane (1961)
 67—Kentucky (1996)
 71—The Citadel (1949)
 72—Vanderbilt (1958)
 77—The Citadel (1952)
 82*—Ohio State (2007 BCS Championship Game)
 84—Akron (1990)
 89—Arkansas State (1993)
 95—Florida St. (2011)
 97—Richmond (1970)

Fewest Points Allowed

- 0—178 times, last vs. Jacksonville St. (2012)

Fewest Points Allowed (Half)

- 0—Many times, last vs. Georgia (2013, 2nd)

Fewest First Downs Allowed #

- 4–Western Carolina (2006)
- 4–Miami (1974)
- 5–Louisiana-Monroe (2001)
- 5–Kentucky (1996)
- 7–Florida St. (2011)
- 7–Tennessee (1998)
- 7–Arkansas State (1993)
- 7–Akron (1990)
- 7–Tulsa (1987)
- 8–LSU (2012)
- 8–Troy (2009)
- 8*–Ohio State (2007 BCS Championship Game)
- 8–Auburn (1990)
- 8–Ole Miss (1989)
- 8–Cal State Fullerton (1987)

Most Interceptions +

- 5*–Penn State (2011 Outback Bowl)
- 5–Vanderbilt (2000)
- 4–Tennessee (2013)
- 4–Missouri (2012)
- 4–USF (2010)
- 4–Miami (Ohio) (2010)
- 4–Georgia (2009)
- 4–South Carolina (2004)
- 4–Vanderbilt (2003)
- 4–LSU (2000)
- 4–Tennessee (1996)
- 4–Georgia (1994)
- 4–Mississippi St. (1988)
- 4–Florida St. (1985)
- 4–Florida St. (1983)
- 4–Auburn (1986)
- 4–West Texas State (1982)
- 4–South Carolina (2004)
- 4–Vanderbilt (2003)
- 4–Georgia Tech (1980)
- 4–Kentucky (1978)
- 4–Rice (1976)

SPECIAL TEAMS (TEAM)

Most Kickoff Return Yards @

- 268*–Nebraska (1996 Fiesta Bowl)
- 218–Louisville (2013 Sugar Bowl)
- 218–Florida St. (1992)
- 213–South Carolina (2010)
- 200–Georgia (2011)
- 193–New Mexico (1989)
- 192–Missouri (2013)
- 185–Troy (2007)
- 166–Tennessee (1990)
- 161–Alabama (2009 SEC Championship Game)
- 159–Kentucky (1989)

Most Punt Return Yards @

- 272–Kentucky (1996)
- 184–San Jose State (2003)
- 171–Western Carolina (2006)
- 141–Middle Tennessee (2000)
- 120–Mississippi St.
- 106–Auburn (1990)
- 100–South Carolina (1994)
- 98–South Carolina (1997)
- 96–Vanderbilt (2010)
- 95–Alabama (1993)
- 95–Hawaii (2008)

Fewest Punt Return Yards @

- 11–Miami (1986)
- 9–Miami (1982)
- 8*–Nebraska (1996 Fiesta Bowl)
- 4–Auburn (2011)
- 4–Mississippi St. (1986)
- 4–Indiana State (1983)
- 3–Miami (1987)
- 2–Vanderbilt (2005)
- 2–Alabama (2005)
- 2–Georgia (1989)
- 2–Florida St. (1982)

Highest Punting Average #

(1979 records not available)

- 76.0–Vanderbilt (1992)
- 62.3–Alabama (2010)
- 58.0–Georgia Southern (1996)
- 58.0–Vanderbilt (1983)
- 57.0–Tennessee (2008)
- 56.0–Kentucky (2010)
- 55.0–South Carolina (1994)
- 54.3–South Carolina (2012)
- 54.0–Mississippi St. (1993)
- 54.0–Tennessee (1991)

MISCELLANEOUS (TEAM)

Most Fumbles #

- 8–Miami (Ohio) (2010)
- 8–Mississippi St. (1977)
- 7–West Texas State (1982)
- 7–Florida St. (1974)
- 6–10 teams, last vs. Troy (2009)

Most Fumbles Lost #

- 6–Mississippi St. (1977)
- 5–Mississippi St. (1979)
- 4–Arkansas (2009)
- 4–Tennessee (1998)
- 4–Kentucky (1988)
- 4–Miami (1986)
- 4–Rice (1977)
- 4–Pittsburgh (1977)
- 4–Texas A&M (1976 Sun Bowl)
- 4–Southern Methodist (1975)

Most Penalties Committed #

- 17–Vanderbilt (1996)
- 16–Tennessee (2011)
- 16–Tennessee (1991)
- 15–Mississippi St. (2001)
- 15–Florida St. (1999)
- 15–Arkansas (1997)
- 15–Louisiana Tech (1989)
- 14–14 teams, last vs. Bowling Green (2012)

Fewest Penalties Committed #

- 1–Florida St. (1977)
- 1–Miami (1977)
- 2–18 teams, last vs. Georgia Southern (2013)

Most Penalty Yards #

- 152–Kentucky (1987)
- 150–Tennessee (2011)
- 147–Vanderbilt (1996)
- 144–South Carolina (1996)
- 136–Temple (1987)
- 135–Arkansas (1997)
- 134–Miami (2002)
- 134–Florida St. (1989)
- 130–LSU (1998)
- 127–Ole Miss (2007)
- 127–Mississippi St. (1993)
- 127–Tennessee (1991)

Fewest Penalty Yards #

- 5–Florida St. (1977)
- 8–LSU (2007)
- 10–Alabama (1994)
- 10–Alabama (1978)
- 10–Kentucky (1977)
- 10–Georgia (1975)
- 10–Maryland (1974)
- 10–Miami (1974)
- 13–East Carolina (1983)
- 15–Florida St. (1993)
- 15–Vanderbilt (1982)
- 15–Miami (1977)
- 15–Mississippi St. (1977)

FLORIDA OPENING DAY SUPERLATIVES

Longest Active Opening-Day Winning Streaks

- 28 Nebraska
- 24 FLORIDA**
- 17 Wisconsin
- 16 USC

UF Opening Day Highs (Since 1982)

Points	70 vs. New Mexico (1994)
1st Quarter Points	28 vs. New Mexico (1994)
2nd Quarter Points	28 vs. 5 teams, last Charleston Southern (2009)
1st Half Points	56 vs. New Mexico (1994)
3rd Quarter Points	28 vs. Hawaii (2008)
4th Quarter Points	35 vs. Montana State (1988)
First Downs	36 vs. Western Michigan (1999)
Rushing Attempts	51 vs. Ole Miss (1989)
Net Yards Rushing	369 vs. Charleston Southern (2009)
Net Yards Passing	430 vs. Marshall (2001)
Passes Attempted	50 vs. Ball State (2000)
Passes Completed	31 vs. New Mexico (1994)
Had Intercepted	4 vs. Miami (1987)
Total Offensive Plays	87 vs. 3 teams, last Western Michigan (1999)
Total Net Yards	643 vs. UAB (2002)
Average Gain Per Play:	10.4 vs. Charleston Southern (2009)
Fumbles	8 vs. Miami (Ohio) (2010)
Fumbles Lost	3 vs. 3 teams, last Miami (Ohio) (2010)
Penalties Committed	14 vs. 2 teams. last vs. Bowling Green (2012)
Penalty Yards	117 vs. SW Louisiana (1996)
Punts	6 vs. 4 teams, last Southern Miss (1997)
Punting Yards	264 vs. Miami (1983)
Punting Average	53.0 vs. Hawaii (2008)
Punt Returns	10 vs. San Jose State (2003)
Punt Return Yards	184 vs. San Jose State (2003)
Kickoff Returns	6 vs. Western Michigan (1999)
Kickoff Return Yards	129 vs. 2 teams, last Miami (Ohio) (2010)
Interceptions	4 vs. 2 teams, last Miami (Ohio) (2010)
Interception Return Yards	114 vs. SW Louisiana (1996)
Time of Possession	39:48 vs. Toledo (2013)
Third-Down Conversions	72.7% vs. Georgia (1986)
Fourth-Down Conversions	100% vs. 7 teams, last Hawaii (2008)

OPPONENT GAME SUPERLATIVES

In records dating to 1974

+ In records dating to 1976

^ In records dating to 1979

@ In records dating to 1980

* Indicates bowl game

OFFENSE (TEAM)

Top Rushing Yardage

524*—Nebraska (1996 Fiesta Bowl)
453—Alabama (1979)
432—Georgia (1976)
429—Georgia Southern (2013)
427—Alabama (1950)
395—Georgia (1982)
385—LSU (1977)
368—Mississippi St. (1975)
367—Alabama (1948)
363—Alabama (1971)

Top Passing Yardage

492—Tennessee (1996)
446—Florida St. (1993)
422—Auburn (1970)
421—Florida St. (1994)
421—California (1980)
418—Florida St. (1970)
415—Kentucky (2007)
406—Kentucky (1998)
405—Western Michigan (1999)
405—Mississippi St. (1993)

Top Total Offensive Yardage

629*—Nebraska (1996 Fiesta Bowl)
593—Georgia (1942)
583—Alabama (1950)
578—Florida St. (1977)
566—Auburn (1970)
566—Florida St. (1993)
556—Auburn (1971)
551—Tennessee (1984)
543—Tennessee (1970)
536—Mississippi St. (1993)

Most Points Scored

62*—Nebraska (1996 Fiesta Bowl)
52—Florida St. (1987)
47—Mississippi St. (2000)
45—Florida St. (1992)
45—Tennessee (1990)
45—Florida St. (1990)
45—Georgia Tech (1980)
44—Georgia (1982)
42—Georgia (2007)
42—Vanderbilt (2005)

Most Points Scored (Half)

38—Florida St. (1992, 1st)
38—Tennessee (1990, 2nd)
35*—Nebraska, Bowl (1996 Fiesta Bowl, 1st)
32*—Notre Dame, Bowl (1992 Sugar Bowl, 2nd)
31—Mississippi St. (2000, 2nd)
30—Tennessee (1995, 1st)

Most First Downs

30—Florida St. (1993)
30—Georgia (1993)
30—LSU (1977)
29—Kentucky (2007)
29—LSU (2004)

29—Tennessee (1984)

28*—Michigan (2008 Capital One Bowl)

28*—Miami (2001 Sugar Bowl)

28—Tennessee (1991)

28—Georgia (1976)

28—Florida St. (1976)

Most Rushing Attempts ^

78—Georgia (1982)
71—Alabama (1979)
68*—Nebraska (1996 Fiesta Bowl)
66—Georgia (1987)
65—Georgia Southern (1996)
65—Mississippi St. (1987)
59—Georgia (1981)
59—LSU (1980)
59—Auburn (1980)
58—Tennessee (1992)
58—Furman (1981)

Fewest Rushing Attempts ^

5—Syracuse (1984)
10—Tennessee (1984)
11—Mississippi St. (1984)
13—Vanderbilt (1983)
14—Georgia (1993)
16—Georgia (1994)
18—Florida St. (2006)
18—Kentucky (1998)
18—Tennessee (1996)
20*—Iowa (2006 Outback Bowl)
20—Tennessee (1997)

Most Rushing Touchdowns

6*—Nebraska (1996 Fiesta Bowl)
5—Georgia (1997)
5—Florida St. (1992)
5—Georgia (1982)
4—Vanderbilt (2013)
4—Georgia Southern (2013)
4—Alabama (2011)
4—South Carolina (2010)
4—South Carolina (2005)
4—Kentucky (2005)
4*—Michigan (2003 Outback Bowl)
4—Mississippi St. (2000)
4—Florida St. (1990)
4—Auburn (1983)

Most Passing Touchdowns @

5—Kentucky (2007)
5—Tennessee (1993)
4—Vanderbilt (2005)
4—Tennessee (1996)
4—Florida St. (1993)
4—Florida St. (1988)

Most Pass Attempts +

65—Tennessee (1996)
65—Georgia (1993)
63—West Texas State (1982)
61—Kentucky (1998)
60—Kentucky (2000)
60—Kentucky (1997)
56—Tennessee (1991)
55*—Iowa (2006 Outback Bowl)
55—UCF (1999)

Fewest Pass Attempts +

3—Georgia Southern (2013)
4—Ohio (2002)
7—Tulsa (1979)
7—Alabama (1979)
8—Arkansas State (1993)
8—Georgia (1985)
8—Kentucky (1979)
9—Mississippi St. (2010)
9—Tennessee (1992)
9—Georgia (1979)
10—Auburn (1983)

Most Pass Completions +

43—California (1980)
40—Kentucky (1998)
40—Florida St. (1994)
38—Florida St. (1993)
37—Tennessee (1996)
36—Kentucky (1999)
36—Georgia (1993)
35—Kentucky (2007)
35—Kentucky (2000)
34—UCF (1999)
34—Kentucky (1997)

Fewest Pass Completions +

0—Georgia Southern (2013)
2—Ohio (2002)
2—Auburn (1981)
2—Alabama (1979)
2—Georgia (1977)
3—Arkansas State (1993)
3—Tennessee (1992)
3—Georgia (1985)
3—Mississippi St. (1981)
3—Mississippi St. (1979)

Most Total Plays @

94—Kentucky (1981)
90—LSU (1984)
90—Georgia (1982)
89—Kentucky (2000)
88—Florida St. (1993)
86—Kentucky (1997)
86*—Michigan (2008 Capital One Bowl)
85—Kentucky (2007)
85—Georgia (2000)
85—Tennessee (1991)
85—West Texas State (1985)

Fewest Total Plays @

37*—Ohio State (2007 BCS Championship Game)
40—Western Carolina (2006)
47—Kentucky (2013)
47—Louisiana-Monroe (2001)
47—Mississippi St. (1990)
47—LSU (2009)
49—Arkansas State (1993)
50—Syracuse (1984)
51—Tennessee (2009)
51—Ole Miss (1989)
51—Georgia (1984)

DEFENSE (TEAM)

Fewest Yards Allowed - Rushing

-78—Mississippi St. (2000)
-36—Auburn (2001)
-33—Florida St. (1993)
-30*—West Virginia (1981 Peach Bowl)
-28*—Nebraska (1996 Fiesta Bowl)
-19—Georgia (2011)
-17—Syracuse (1991)
-15—SMU (1972)
-13—Tennessee (1998)
-10—Mississippi St. (1981)
-10—Ole Miss (1946)

Fewest Yards Allowed - Passing

0—Mississippi St. (1958)
0—Furman (1947)
1—Georgia Tech (1953)
2—Auburn (1955)
3—Mississippi St. (1955)
5—Miami (1956)
6—Auburn (1989)
7—Alabama (1979)
10—Kentucky (1951)

Fewest Yards Allowed - Total Defense

32—Georgia Tech (1963)
60—Vanderbilt (1946)
66—Alabama (1979)
76—Georgia Tech (1953)
83—Auburn (1957)
93—Mississippi St. (1956)
94—Georgia Tech (1962)
94—Mississippi St. (1958)
95—Ole Miss (1947)
101—Kentucky (1950)

Fewest Points Allowed

0—105 times, last Auburn (1988)

Fewest Points Allowed (Half)

0—43 times, last Florida St. (2013, 1st)

Fewest First Downs Allowed

3—Alabama (1979)
6—Alabama (1999 SEC Championship Game)
6—Miami (1975)
7—Auburn (1988)
7—Kentucky (1979)
8—Florida St. (2013)
8—Alabama (1978)
9—LSU (2011)
9—Alabama (2011)
9—Georgia (1988)
9—Kentucky (1986)
9—Mississippi St. (1981)
9—Pittsburgh (1977)
9—Kentucky (1976)

Most Interceptions +

7—Kentucky (1993)
7—Miami (1978)
5—Auburn (1994)
5—Mississippi St. (1992)
5—Tennessee (1990)
5—LSU (1986)
5—Florida St. (1979)

SPECIAL TEAMS (TEAM)**Most Kickoff Return Yards @**

260—Tennessee (2007)
 241—Furman (2011)
 236—Southern Miss (1994)
 232—The Citadel (2008)
 231—Akrone (1990)
 221—Miami (2003)
 226*—Cincinnati (2010 Sugar Bowl)
 215—Florida St. (2003)
 213—New Mexico State (1994)
 209—Florida St. (1992)
 202—Kentucky (1994)

Most Punt Return Yards @

123—LSU (2003)
 105—Florida St. (1985)
 92—Kentucky (2002)
 82*—Miami (2001 Sugar Bowl)
 81*—Miami (2004 Peach Bowl)
 77—Auburn (1985)
 74—South Carolina (2003)
 74—Tennessee (1992)
 74—Florida St. (1991)
 73—Mississippi St. (2004)

Fewest Punt Return Yards @

-13—South Carolina (2012)
 -10—LSU (2006)
 -8—LSU (1986)
 -7—Missouri (2013)
 -7—Florida St.
 -5—Texas A&M (2012)
 -5—Arkansas (2004)
 -4—Arkansas (2006 SEC Championship Game)
 -3—Mississippi St. (2005)
 -3—Tennessee (1984)
 -3—Florida St. (1980)

Highest Punting Average @

1979 records not available
 55.3—Mississippi St. (2004)
 54.8—Florida St. (1981)
 53.3—Duke (1975)
 52.7—Tennessee (1996)
 52.5—Georgia (2009)
 52.4—Auburn (1993)
 51.7—Vanderbilt (2005)
 51.5—Georgia (2004)
 50.3—Florida St. (1991)
 50.0—Georgia (1985)

MISCELLANEOUS (TEAM)**Most Fumbles #**

11—Pittsburgh (1977)
 8—Vanderbilt (2010)
 8—Tennessee (2002)
 8—Florida St. (1984)
 8—Georgia (1977)
 8—Southern Methodist (1975)
 7—Vanderbilt (1993)
 7—West Texas State (1982)
 7—Auburn (1980)
 7—Florida St. (1975)
 7—Miami (1974)

Most Fumbles Lost #

6—Vanderbilt (1993)
 6—Pittsburgh (1977)
 5—Auburn (1981)
 5—LSU (1980)
 5—Georgia (1977)
 5—Mississippi St. (1975)
 4—Middle Tennessee (2000)
 4—Tennessee (1995)
 4—SW Louisiana (1985)
 4—Miami (1983)
 4—California (1980)
 4—Rice (1977)
 4—Florida St. (1975)

Most Penalties Committed #

16—Miami (2003)
 16—Florida St. (1998)
 15—Auburn (2002)
 15—Tennessee (1999)
 15—Florida St. (1986)
 14—Georgia (2012)
 14—Miami (2002)
 14—Mississippi St. (2001)
 14—Miami (1984)
 13—LSU (2006)
 13—LSU (1996)
 13—Ole Miss (1994)
 13—San Jose State (1991)
 13—Temple (1987)

Fewest Penalties Committed #

0—The Citadel (2008)
 1—12 times, last Vanderbilt (2010)

Most Penalty Yards #

143—Florida St. (1996)
 134—Miami (2003)
 134—Miami (2002)
 132—Georgia (2012)
 127—Florida St. (1998)
 118—Florida St. (2008)
 118—Arkansas (2003)
 116—Florida St. (1984)
 114—Ole Miss (1994)
 112—Tennessee (1999)

Fewest Penalty Yards #

0—The Citadel (2008)
 5—Vanderbilt (2010)
 5—Alabama (2009 SEC Championship Game)
 5—Kentucky (2005)
 5*—Penn State (1998 Citrus Bowl)
 5—Georgia (1983)
 5—Auburn (1981)
 5—Georgia (1977)
 8—Houston (1976)
 10—Louisiana-Monroe (2001)
 10—Kentucky (1999)
 10—Tennessee (1990)
 10—Army (1978)

OPPONENT INDIVIDUAL**Rushing Yards**

238—Herschel Walker, Georgia (1980)
 228—Travis Stephens, Tennessee (2001)
 219—Herschel Walker, Georgia (1982)
 212—Marcus Lattimore, South Carolina (2010)
 204—Willis McGahee, Miami (2002)
 204—Steve Jones, Duke (1971)
 199*—Tommie Frazier, Nebraska (1996 Fiesta Bowl)
 198—Kevin McLee, Georgia (1976)
 196—Bo Jackson, Auburn (1983)
 192—Herschel Walker, Georgia (1981)
 188—Knowshon Moreno, Georgia (2007)

Passing Yards

492—Peyton Manning, Tennessee (1996)
 446—Charlie Ward, Florida St. (1993)
 421—Danny Kanell, Florida St. (1994)
 421—Rich Campbell California (1980)
 415—Andre' Woodson, Kentucky (2007)
 406—Tim Couch, Kentucky (1998)
 405—Tim Lester, Western Michigan (1999)
 405—Todd Jordan, Mississippi St. (1993)
 394—Victor McGee, West Texas State (1982)
 392—Andy Kelly, Tennessee (1991)

Total Offense

524*—Chad Henne, Michigan (2008 Capital One Bowl)
 475—Peyton Manning, Tennessee (1996)
 475—Charlie Ward, Florida St. (1993)
 427—Danny Kanell, Florida St. (1994)
 419—Eric Zeier, Georgia (1993)
 411—Victor McGee, West Texas State (1982)
 403—Charlie Ward, Florida St. (1992)
 398—Tim Couch, Kentucky (1998)
 398—Quincy Carter, Georgia (1998)
 395—Todd Jordan, Mississippi State (1993)

Receiving Yards

212—Kelvin Benjamin, Florida St. (2013)
 208—Danny Knight, Mississippi St. (1982)
 206—Craig Yeast, Kentucky (1998)
 196—David Houser, Rice (1976)
 187—Marvin Minnis, Florida St. (2000)
 181—Chauncey Stovall, Florida St. (2004)
 172—Lawrence Dawsey, Florida St. (1990)
 170—Jordan Matthews, Vanderbilt (2011)
 170—Charles Lee, UCF (1999)
 166—Steve Neal, Western Michigan (1999)
 164—Kevin Beard, Miami (2003)
 161—Peerless Price, Tennessee (1996)

OPPONENT LONGEST PLAYS**Rushing**

99—Kelsey Finch, Tennessee (1977)
 89—Tim Worley, Georgia (1985)
 87—Billy Jackson, Alabama (1978)
 80—Bo Jackson, Auburn (1983)
 77—Freddie Milons, Alabama (1999 SEC Champ. Game)
 77—Marcus Rhoden, Mississippi St. (1964)
 76—Jerious Norwood, Mississippi St. (2005)
 76—Keith Henderson, Georgia (1985)
 75*—Tommie Frazier, Nebraska (1996 Fiesta Bowl)
 74—Willie McClendon, Georgia (1977)

Passing

97—Tim Couch (Kentucky) to Craig Yeast (1998)
 94—Freddie Kitchens (Alabama) to Michael Vaughn (1996)
 93—Buck Belue (Georgia) to Lindsay Scott (1980)
 87—Brodie Croyle (Alabama) to Tyrone Prothro (2005)
 87—Tommy Pharr (Mississippi St.) to Eric Hogarth (1969)
 86—Jevon Snead (Ole Miss) to Shay Hodge (2008)
 84—Matt Stafford (Georgia) to M. Massaquoi (2007)
 80—John Bond (Mississippi St.) to Danny Knight (1982)
 80—Larry McCrimmon (Kentucky) to Felix Wilson (1978)
 80—Richard Appleby (Georgia) to Gene Washington (1975)
 80—Pat Sullivan (Auburn) to Terry Beasley (1970)

Long Kick Returns

100—Derek Abney, Kentucky (2002)
 100—Craig Yeast, Kentucky (1998)
 99—J.W. Brodnax, LSU (1957)
 98—Curtis Martin, Air Force (1968)
 97—Devin Hester, Miami (2003)
 96—Kentucky, John Bolden 11 yds., lateral to Phil Logan 85 yds (1989)
 95—Kirby Dar Dar, Syracuse (1991)
 93—Ted Ginn, Jr., Ohio State (2006)
 93—John Bahen, Miami (1961)
 91—Dale Carter, Tennessee (1990)
 90—Boo Williams, South Carolina (1997)

Long Punt Returns

89—James Owens, Auburn (1970)
 80—Skyler Green, LSU (2003)
 80—Harold Perry, SMU (1978)
 73—Jonathan Lowe, Mississippi St. (2004)
 68—Kris Silverthorn, SMU (1972)
 65—Brandon Smith, Vanderbilt (2002)
 63—Lionel James, Auburn (1982)
 63—Scott Woerner, Georgia (1978)
 59—Ronnie Barber, LSU (1975)
 59—Jake Scott, Georgia (1968)

Long Field Goals

62*—Tony Franklin, Texas A & M (1977 Sun Bowl)
 60—Gary Cismesia, Florida St. (2007)
 55*—Scott Bentley, Florida St. (1997 Sugar Bowl)
 55—Dan Miller, Miami (1981)
 54—Sebastian Janikowski, Florida St. (1999)
 53—Dustin Hopkins, Florida St. (2012)
 53—Todd Sievers, Miami (2002)
 53—Derek Schmidt, Florida St. (1987)
 52—7 times, most recent: Xavier Beitia, Florida St. (2004)

UF STAT CHAMPIONS

SEC STAT CHAMPIONS (TEAM)

Scoring Offense

1952–29.0 ppg
1984–31.0 ppg
1991–32.8 ppg
1994–43.4 ppg
1995–44.5 ppg
1996–46.6 ppg
1997–37.2 ppg
2000–37.3 ppg
2001–43.8 ppg
2007–43.1 ppg
2008–43.6 ppg

Scoring Defense

1984–15.5 ppg
1998–14.1 ppg
2001–14.1 ppg
2008–12.9 ppg

Rushing Offense

1975–302.4 ypg
2008–231.1 ypg

Rushing Defense

1965–88.4 ypg
1984–121.5 ypg
1989–88.6 ypg
1990–85.6 ypg
1991–100.3 ypg
1994–84.6 ypg
1997–70.7 ypg
1998–90.7 ypg
2006–72.5 ypg
2007–99.3 ypg

Passing Offense

1965–203.3 ypg
1966–224.2 ypg
1967–195.4 ypg
1969–301.6 ypg
1976–162.1 ypg
1985–265.8 ypg
1990–290.6 ypg
1991–308.5 ypg
1992–286.7 ypg
1993–339.3 ypg
1995–360.8 ypg
1996–333.9 ypg
2001–405.2 ypg
2002–270.7 ypg
2004–271.1 ypg

Passing Defense

1955–42.0 ypg
1964–64.0 ypg
1973–85.3 ypg
1983–151.2 ypg
1987–137.5 ypg
1988–123.6 ypg
2009–151.5 ypg
2013–171.8 ypg

Passing Efficiency

2001–170.1 rating
2007–170.2 rating
2008–170.7 rating
2009–167.3 rating

Passing Efficiency Defense

1997–100.85 rating
1998–100.45 rating
2001–100.1 rating
2008–96.7 rating
2012–95.5 rating
2013–107.2 rating

Total Offense

1965–337.6 ypg
1966–361.1 ypg
1967–367.3 ypg
1969–434.8 ypg
1975–405.5 ypg
1976–400.0 ypg
1990–452.6 ypg
1995–534.4 ypg
1996–503.9 ypg
2001–527.6 ypg
2002–406.9 ypg
2004–426.9 ypg
2007–462.0 ypg
2008–445.1 ypg
2009–442.4 ypg

Total Defense

1965–201.7 ypg
1973–202.4 ypg
1981–256.9 ypg
1984–302.3 ypg
1985–282.2 ypg
1987–268.7 ypg
1989–241.9 ypg
1998–286.6 ypg
2001–290.2 ypg

Turnover Margin

2008–+1.57 turnovers per game

First Downs

2006–285
2008–306
2009–286

Opponent First Downs

2013–193

3rd Down Conversions

2008–51.6% (83 of 161)
2009–49.2% (87 of 177)

Punting

2008–43.4 yards per punt

Kickoff Returns

2010–26.3 yards per return

Kickoff Coverage

2013–41.7 net average

Field Goals

2008–92.3% (12 of 13)

Red Zone Defense

2008–69.2% (27 of 39; 18TDs, 9 FGs)

On-Side Kicks Allowed

2008–0 of 3 attempts
2009–0 of 0 attempts

2010–0 of 0 attempts

Time of Possession

2012–32:27
2013–33:49

SEC STAT CHAMPIONS (INDIVIDUAL)

Rushing

Beginning in 1970, ranked on yds/game

1962–Larry Dupree, 604 yds
1966–Larry Smith, 742 yds
1975–Jimmy DuBose, 1,307 yds (118.8 ypg)
1987–Emmitt Smith, 1,341 yds (121.9 ypg)
1989–Emmitt Smith, 1,599 yds (145.4 ypg)
1991–Errict Rhett, 1,109 yds (100.8 ypg)
2004–Ciatrick Fason, 1,267 yards (105.6 ypg)

Passing

Beginning in 1967, ranked on eff. rating

1965–Steve Spurrier, 1,893 yds
1966–Steve Spurrier, 2,012 yds
1976–Jimmy Fisher, 155.36 rating
1983–Wayne Peace, 128.00 rating
1984–Kerwin Bell, 148.00 rating
1991–Shane Matthews, 148.84 rating
1994–Terry Dean, 165.8 rating
1995–Danny Wuerffel, 178.4 rating
1996–Danny Wuerffel, 170.6 rating
2000–Rex Grossman, 161.8 rating
2001–Rex Grossman, 170.8 rating
2004–Chris Leak, 144.9 rating
2007–Tim Tebow, 172.5 rating
2008–Tim Tebow, 172.4 rating
2009–Tim Tebow, 164.2 rating

Receiving

Beginning in 1970, ranked on rec/game

1964–Charley Casey, 47 for 673
1965–Charley Casey, 58 for 809
1969–Carlos Alvarez, 88 for 1,329
1974–Lee McGriff, 3.3 rpg (36 for 698)
1980–Cris Collinsworth, 3.6 rpg (40 for 599)
1990–Kirk Kirkpatrick, 5.0 rpg (55 for 770)
1992–Willie Jackson, 5.2 rpg (62 for 722)
1995–Chris Doering, 5.8 rpg (70 for 1,045)
2000–Jabar Gaffney, 5.9 rpg (71 for 1,184)
2002–Taylor Jacobs, 6.4 rpg (71 for 1,088)
2004–O.J. Small, 5.25 rpg (63 for 719)
2005–Chad Jackson, 7.33 rpg (88 for 900)

Total Offense

Beginning in 1970, ranked on yds/game

1965–Steve Spurrier, 2,123 yds
1966–Steve Spurrier, 2,095 yds
1969–John Reaves, 2,852 yds
1976–Jimmy Fisher, 163.5 ypg
1990–Shane Matthews, 265.9 ypg
1991–Shane Matthews, 285.5 ypg
1992–Shane Matthews, 264.7 ypg
1995–Danny Wuerffel, 284.1 ypg
1996–Danny Wuerffel, 293.8 ypg
2001–Rex Grossman, 354.9 ypg
2002–Rex Grossman, 256.7 ypg
2004–Chris Leak, 266.4 ypg
2007–Tim Tebow, 330.8 ypg

Scoring

Beginning in 1970, ranked on pts/game

1947–Bobby Forbes, 54 pts
1969–Tommy Durrance, 110 pts
1983–Bobby Raymond, 89 pts (8.1 ppg)
1984–Bobby Raymond, 103 pts (9.4 ppg)
1991–Arden Czyzewski, 77 pts (7.0 ppg)
1994–Judd Davis, 107 pts (8.9 ppg)
1996–Reidel Anthony, 110 pts (9.2 ppg)
2001–Jeff Chandler, 103 pts (10.3 ppg)
2007–Tim Tebow, 132 pts (11 ppg)
2008–Percy Harvin, 102 pts (8.5 ppg)

Scoring (Touchdowns Only)

2008–Percy Harvin, 102 pts (8.5 ppg)

Scoring (Kicking Only)

2008–Jonathan Phillips, 114 pts (8.1 ppg)
2011–Caleb Sturgis, 97 pts (8.08 ppg)

Punting

2012–Kyle Christy (45.8 avg)

Field Goal Percentage

2012–Caleb Sturgis (85.7 percent)

Interceptions (Season)

2006–Ryan Smith, 8
2008–Ahmad Black, 7

NATIONAL STAT CHAMPIONS (TEAM)

Scoring Offense

1996–46.6 ppg

Rushing Defense

2006–72.5 ypg

Passing Offense

2001–405.2 ppg

Passing Defense

1954–42.0 ypg

Passing Efficiency

2001–170.1 rating
2009–167.3 rating

Touchdown Passes

1993–41
1994–43
1995–48
1996–42

Yards Per Play

1996–7.1

Turnovers Gained

2000–40

Passes Had Intercepted (Offense)

2008–5

Passes Intercepted (Defense)

2008–26

NATIONAL STAT CHAMPIONS (INDIVIDUAL)

Passing

1969–John Reaves, 2,896 yds
1995–Danny Wuerffel, 178.4 rating
2001–Rex Grossman, 170.8 rating
2009–Tim Tebow, 164.2 rating

Touchdown Passes

1995–Danny Wuerffel, 35
1996–Danny Wuerffel, 39

Touchdown Catches

1994–Jack Jackson, 15
1995–Chris Doering, 17
1996–Reidel Anthony, 18

Total Offense

2001–Rex Grossman, 354.9 ypg

Punting

1955–Don Chandler, 44.3 avg

Punt Returns

1984–Ricky Nattiel, 15.7 avg

Earliest Game by a Freshman Reaching 1,000 Yards (Season)

1987–Emmitt Smith, 7th game, 1,011 vs. Temple, Oct. 17

Most Touchdown Passes in Freshman and Sophomore Seasons

55–Rex Grossman, 2000 (21) and 2001 (34)

Interceptions

2008–Ahmad Black, 7

TEAM RECORDS

Includes Bowl Games

GAME

Scoring

Most points (modern): 82, Florida 82, Central Michigan 6 (1997)
Fewest points: 0, 105 times, last vs. Auburn (1988)
Most points by an opponent: 62, Nebraska (1995, Fiesta Bowl)
Fewest points by an opponent: 0, 24 times, last vs. Jacksonville St. (2012)
Most points scored in a half: 56, Central Michigan (1997, 1st)
Most opponent points scored in a half: 38, Florida St. (1992, 1st)
Most FGs: 6, Florida St. (1983); Kentucky (1984)
Most PATs: 11, West Texas State (1982)

First Downs

Most first downs: 36, LSU (1996), Western Michigan (1999)
Fewest first downs: 6, Alabama (1999 SECCG)
Opponent most first downs: 30, Florida St. (1993), Georgia (1993)
Opponent fewest first downs: 2, South Carolina (1936)

Rushing

Most/fewest attempts: Most – 73, Georgia Tech (1954); Fewest – 15, Florida St. (1993)
Most/fewest yards: Most – 531, Utah (1977); Fewest – (-78), Mississippi St. (2000)
Most/fewest rushing TDs: Most – 8, Montana State (1988), The Citadel (1953); Fewest – 0, 56 times, last vs. Louisiana (2012)
Most/fewest opponent attempts: Most – 78, Georgia (1982); Fewest – 5, Syracuse (1984)
Most/fewest opponent yards: Most – 524, Nebraska (1995 Fiesta Bowl); Fewest – (-56), Arkansas, 1997
Most/fewest opponent rushing TDs: Most – 6, Nebraska (1995, Fiesta Bowl); Fewest – 0, many times, last vs. Jacksonville St. (2012)

Passing

Most/fewest attempts: Most – 66, Auburn (1969); Fewest – 5, Auburn (1989)
Most/fewest completions: Most – 36, Georgia (2002); Fewest – 1, Auburn (1989)
Most/fewest yards: Most – 512, SW Louisiana (1993); Fewest – 0, Mississippi St. (1958), Furman (1947)
Most/fewest passing TDs: Most – 9, Central Michigan (1997); Fewest – 0, many times, last vs. Jacksonville St. (2012)
Most/fewest opponent attempts: Most – 65, Tennessee (1996), Georgia (1993); Fewest – 4, Ohio (2002)
Most/fewest opponent completions: Most – 40, Kentucky (1998), Florida St. (1994); Fewest – 2, Ohio (2002), Auburn (1981)
Most/fewest opponent yards: Most – 492, Tennessee (1996); Fewest – (-1), Vanderbilt (1958)
Most/fewest opponent passing TDs: Most – 5, Kentucky (2007); Fewest – 0, many times, last vs. Jacksonville St. (2012)
Most INTs thrown: 9, Auburn (1969)

Total Offense

Most/fewest plays: Most – 94, 45 pass, 49 rush, Mississippi St. (1990), Fewest – 44, 24 pass, 20 rush, Alabama (1999 SECCG)
Most/fewest yards: Most – 774, 394 rush, 380 pass, West Texas State (1982), Fewest – 108, 63 pass, 45 rush, Ole Miss (1981)
Most/fewest opponent plays: Most – 94, Kentucky (1981); Fewest – 37, 14 pass, 23 rush, Ohio State (2007 BCS Championship Game)
Most/fewest opponent yards: Most – 629, 524 rush, 105 pass, Nebraska (1995 Fiesta Bowl); Fewest – 32, Georgia Tech (1963)

Kick Return (Since 1982)

Most/fewest kickoff return yards: Most – 268, Nebraska (1995 Fiesta Bowl); Fewest – 0, many times, last vs. Hawaii (2008)
Most/fewest opponent kickoff return yards: Most – 260, Tennessee (2007); Fewest – 0, three times, last vs. Georgia (1987)

Punt Return (Since 1982)

Most/fewest punt return yards: Most – 272, Kentucky (1996); Fewest – (-11), Miami (1986)
Most/fewest opponent punt return yards: Most – 260, Tennessee (2007); Fewest – (-13), South Carolina (2012)

Penalties

Most/fewest penalties: Most – 17, Vanderbilt (1996); Fewest – 2, four times, last vs. LSU (2007)
Most/fewest opponent penalties: Most – 16, Miami (2003); Fewest – 0, The Citadel (2008)
Most/fewest penalty yards: Most – 152, Kentucky (1987); Fewest – 8, LSU (2007)
Most/fewest opponent penalty yards: Most – 143, Florida St. (1996); Fewest – 0, The Citadel (2008)

Turnovers

Most forced: 10, Florida St. (1972)
Most fumbles forced: 12, LSU (1980)
Most fumbles recovered: 6, Vanderbilt (1993); Pittsburgh (1977); Florida St. (1972)
Most INTs: 6, Clemson (1952)

Punting

Most punts: 23, Georgia Tech (1938)
Most opponent punts: 21, Georgia Tech (1939)

Time of Possession (Since 1982)

Most time of possession: 40:48, Ohio State (2007 BCS Championship Game)
Shortest time of possession: 17:13, Alabama (1999)

SEASON

Scoring

Most points scored: 611 (2008)
Fewest points scored: 97 (1961)
Most PATs attempted: 82 (2008)
Most PAT made: 81 (2008)

First Downs

Most first downs: 327 – 133 rush, 181 pass, 13 penalty (1995)
Fewest first downs: 102 – 81 rush, 19 pass, 2 penalty (1955)

Rushing

Most attempts: 648 (11 games in 1975)
Most yards: 3,326 (11 games in 1975)
Most rushing TDs: 42 (14 games in 2008)

Passing

Most yards: 4,330 (12 games in 1995)
Most completions: 295 (13 games in 2002)
Most attempts: 517 (13 games in 2002)
Most TD passes: 48 (12 games in 1995)
Highest completion percentage: 68.8% – 203 of 295 (1982) (Set NCAA Record, since passed)
Most INTs: 23 (11 games in 1971)

Total Offense

Most plays: 982 – 517 pass, 465 rush (13 games in 2002)
Total yards: 6,413 (12 games in 1995)

Turnovers

Best turnover margin: +24 (2008)
Most forced in a season: 50 (1972 and 1975)
Most fumbles recovered: 25 (1972 and 1975)
Most interceptions: 26 (14 games in 2008)

Punting

Most punts: 110 (1937)
Most opponent punts: 128 (1939)
Best return average: 19.7 (32 returns in 1947)

High Points, Streaks

Most wins (season): 13 (2006, 2008, 2009)
Most losses (season): 10 (1979)
Most consecutive wins: 12 (1995, 2009)
Consecutive conference wins: 9 (1996)
Most weeks ranked No. 1: 12 (2009)
Most consecutive weeks ranked No. 1 (AP): 14 (2009)

Streaks – Multiple Seasons

Consecutive games without a loss: 22 (2008-09; last 10 games of 2008 and first 12 games of 2009); third-longest in SEC history
Consecutive games without a win: 13 (1978-79; 2 in 1978 and 11 in 1979); 13 (1945-47; 1 in 1945, 9 in 1946 and 3 in 1947)
SEC regular-season winning streak: 22 (1994-97; 3 in 1994, 8 in 1995, 8 in 1996 and 3 in 1997)
Home winning streak: 30 (1994-99; 3 in 1994, 6 each in 1995-98, 3 in 1999)
Away winning streak: 12 (2007-10; 2 in 2007, 5 in 2008, 4 in 2009, 1 in 2010)
Scoring streak: 322 (1988-present)

SEASON BESTS

OFFENSE

Rushing Yards Per Game

302.4	1975	3,326 yds. in 11 games
271.8	1974	2,990 yds. in 11 games
244.8	1989	2,693 yds. in 11 games
244.8	1984	2,693 yds. in 11 games
244.8	1977	2,693 yds. in 11 games
237.9	1976	2,617 yds. in 11 games
231.1	2008	3,236 yds. in 14 games
221.8	2009	3,105 yds. in 14 games
215.5	1952	2,155 yds. in 10 games
206.4	1948	2,064 yds. in 10 games

Rushing Touchdowns

42	2008
39	2007
31	2010
30	2009
25	1996
25	1976
25	1975
24	2006
24	1995
23	1988
23	1982

Rushing Yards Per Attempt

5.9	2008
5.9	1976
5.6	2009
5.3	2007
5.1	1995
5.1	1975
5.0	1989
5.0	1984
4.8	1977
4.7	2006
4.7	1953

Passing Yards Per Game

405.2	2001	4,457 yds. in 11 games
368.0	1995	4,330 yds. in 12 games
346.1	1998	3,807 yds. in 11 games
339.3	1993	4,072 yds. in 12 games
333.9	1996	4,007 yds. in 12 games
311.7	1994	3,740 yds. in 12 games
308.5	1991	3,393 yds. in 11 games
308.2	2000	3,692 yds. in 12 games
301.6	1969	3,016 yds. in 10 games
290.6	1990	3,197 yds. in 11 games

Passing Touchdowns

48	1995
43	2001
43	1994
42	1996
41	1993
35	1998
34	2000
33	2008
32	2007
32	1997
32	1991

Passing Efficiency

171.8	1995
170.7	2008
170.2	2007
170.1	2001

167.3	2009
164.4	1996
161.8	1985
156.6	1994
154.3	1998
150.7	1991

Pass Completions

295	2002
290	1992
287	1995
284	1993
267	1994
265	2000
255	2006
249	2009
246	1990
244	2003

Completion Percentage

.688	1982
.684	2009
.665	2007
.644	2001
.641	2008
.640	2013
.639	2006
.635	2012
.633	1983
.628	1995

Total Yards Per Game

534.4	1995	6,413 yds. in 12 games
527.5	2001	5,803 yds. in 11 games
503.9	1996	6,047 yds. in 12 games
476.6	1993	5,719 yds. in 12 games
462.8	1994	5,553 yds. in 12 games
461.9	1998	5,081 yds. in 11 games
457.9	2009	6,410 yds. in 14 games
457.2	2007	5,943 yds. in 13 games
457.1	1991	5,028 yds. in 11 games
452.6	1990	4,978 yds. in 11 games

Points Per Game

46.6	1996	559 points in 12 games
44.5	1995	534 points in 12 games
43.8	2001	482 points in 11 games
43.6	2008	611 points in 14 games
43.4	1994	521 points in 12 games
42.5	2007	552 points in 13 games
39.3	1993	472 points in 12 games
37.3	2000	448 points in 12 games
37.2	1997	409 points in 11 games
35.9	2009	502 points in 14 games

Total Points Scored

611	2008
552	2007
514	1996
502	2009
500	1995
497	1994
482	2001
472	1993
448	2000
416	2006

Offensive Plays

982	2002
926	1992
919	2009
888	1993
885	2010
875	2006
874	2008
867	1995
860	2003
855	1990

Yards Per Play

7.4	1995
7.1	2008
7.1	1996
7.0	2009
7.0	2007
6.9	1976
6.7	1998
6.6	1994
6.4	1993
6.4	1991

First Downs Per Game

27.3	1995	327 in 12 games
26.5	2001	292 in 11 games
25.3	1996	303 in 12 games
24.8	1993	298 in 12 games
24.8	1990	273 in 11 games
23.7	1994	284 in 12 games
23.7	1991	261 in 11 games
23.6	1969	236 in 10 games
23.5	2007	305 in 13 games
23.2	2002	301 in 13 games

Third-Down Conversions

.534 (78-146)	2007
.520 (83-161)	2008
.519 (82-158)	1994
.517 (91-176)	1983
.500 (79-158)	1984
.497 (72-145)	1995
.492 (87-177)	2009
.454 (60-132)	2002
.447 (71-159)	1985
.443 (74-167)	2006

Fewest Turnovers

13	2008
13	2005
15	2012
15	2007
16	2009
20	2013
20	2004
20	1984
21	2000
22	1985
23	1996
23	1987
23	1957

DEFENSE

Rushing Yards Allowed Per Game

70.7	1997	778 yds. in 11 games
72.5	2006	1,015 yds. in 14 games
84.6	1994	1,015 yds. in 12 games
85.6	1990	941 yds. in 11 games
88.4	1965	884 yds. in 10 games
88.6	1989	975 yds. in 11 games
90.7	1998	998 yds. in 11 games
91.6	1999	1,099 yds. in 12 games
94.8	1958	948 yds. in 10 games
94.9	2005	1,139 yds. in 12 games

Rushing Yards Per Attempt

2.1	1997
2.2	1965
2.3	1962
2.4	1990
2.4	1958
2.5	1998
2.5	1989
2.6	1999
2.6	1994
2.6	1951

Rushing TDs Allowed

3	1984
4	1960
4	1958
6	2009
6	1998
7	1991
7	1975
7	1957
8	2006
8	1990
8	1989
8	1981
8	1980
8	1965

Passing Yards Allowed Per Game

42.0	1955	420 yds. in 10 games
53.0	1957	477 yds. in 9 games
61.9	1946	557 yds. in 9 games
61.9	1954	619 yds. in 10 games
64.0	1964	640 yds. in 10 games
68.6	1956	686 yds. in 10 games
73.5	1959	735 yds. in 10 games
82.0	1961	820 yds. in 10 games
82.8	1949	828 yds. in 10 games
85.3	1973	938 yds. in 11 games

Completion Percentage

.357	1950
.364	1957
.380	1964
.402	1955
.413	1963
.416	1972
.430	1973
.434	1975
.446	1974
.446	1961
.446	1956

Total Yards Allowed Per Game

194.2	1963	1,942 yds. in 10 games
194.4	1964	1,944 yds. in 10 games
201.7	1965	2,017 yds. in 10 games
202.4	1957	1,822 yds. in 9 games
203.7	2004	2,444 yds. in 12 games
204.5	1960	2,045 yds. in 10 games
215.5	1958	2,155 yds. in 10 games
225.3	1947	2,253 yds. in 10 games
226.9	1967	2,269 yds. in 10 games
235.1	1961	2,351 yds. in 10 games

Points Allowed Per Game

7.4	1960	74 points in 10 games
7.8	1957	70 points in 9 games
9.3	1958	93 points in 10 games
9.5	1975	104 points in 11 games
9.8	1964	98 points in 10 games
9.8	1956	98 points in 10 games
10.7	1959	107 points in 10 games
10.9	1952	109 points in 10 games
11.3	1953	113 points in 10 games
12.0	1963	120 points in 10 games

First Downs Per Game

10.2	1957
11.3	1949
11.5	1963
12.3	1961
12.5	1952
12.6	1960
12.7	1965
13.0	1951
13.1	1968
13.1	1967

Yards Per Play

3.3	1965
3.5	1963
3.5	1960
3.5	1958
3.6	1981
3.6	1973
3.6	1967
3.6	1964
3.6	1962
3.6	1956

Interceptions

26	2008
24	2000
23	1972
22	2010
22	1982
21	2006
21	1970
21	1952
21	1951
20	2012
20	2009
20	1994
20	1981

ALL-TIME COMEBACKS

FOURTH QUARTER COMEBACKS (Since 1966)

Date	Opponent	Largest Deficit (Qtr.)	4th Quarter Deficit	4th Quarter Points	Final
Oct. 8, 1966	@ Florida St.	5	5	8	22-19
Oct. 15, 1966	@ N.C. State	4	4	14	17-10
Nov. 11, 1967	Georgia (Jax)	9	9	10	17-16
Oct. 23, 1971	Maryland	3	3	7	27-23
Nov. 10, 1973	Georgia (Jax)	4	4	8	11-10
Nov. 19, 1977	Utah	10	10	28	38-29
Sept. 4, 1982	Miami	4	4	7	17-14
Sept. 17, 1983	Indiana State	3	3	7	17-13
Oct. 13, 1984	@ Tennessee	3	3	20	43-30
Nov. 1, 1986	Auburn	17	17	18	18-17
Nov. 29, 1986	@Florida St.	3	3	7	17-13
Oct. 7, 1989	LSU	7 (2)	4	13	16-13
Nov. 22, 1997	Florida St. **	4 (1)	1	7	32-29
Sept. 16, 2000	@ Tennessee	5 (2)	3	10	27-23
Nov. 2, 2002	Georgia (Jax)	7 (1)	1	7	20-13
Sept. 27, 2003	@ Kentucky	18	18	21	24-21
Sept. 16, 2006	@ Tennessee	3 (2)	3	7	21-20
Dec. 6, 2008	Alabama ^	3 (1,3)	3	14	31-20
Oct. 17, 2009	Arkansas	7 (2, 4)	7	10	23-20
Nov. 10, 2012	Louisiana	7 (4)	7	14	27-20

**Sugar Bowl
^ - SEC Championship

HALFTIME COMEBACKS (Since 1966)

Date	Opponent	Largest Deficit (Qtr.)	2nd Half Deficit	2nd Half Points	Final
Sept. 21, 1974	Maryland (Tampa)	3	3	10	17-10
Nov. 5, 1977	Georgia (Jax)	7 (1)	3	12	22-17
Nov. 1, 1980	Auburn	3	3	14	21-10
Oct. 10, 1981	Maryland	7 (1)	1	9	15-10
Sept. 29, 1984	Mississippi St.	5	5	20	27-12
Nov. 8, 1986	Georgia (Jax)	10 (1)	2	21	31-19
Sept. 15, 1990	Alabama	7	7	17	17-13
Nov. 14, 1992	South Carolina	3	3	14	14-9
Nov. 13, 1993	@ South Carolina	17 (2)	3	17	37-26
Sept. 16, 1995	Tennessee	9	9	41	62-37
Oct. 10, 1998	LSU	4	4	16	22-10
Nov. 15, 2003	@ South Carolina	9	9	17	24-22
Nov. 6, 2004	@ Vanderbilt	3	3	20	34-17
Sept. 30, 2006	Alabama	7 (1)	3	21	28-13
Oct. 17, 2009	Arkansas	7 (2, 4)	7	20	23-20
Sept. 8, 2012	@ Texas A&M	10 (2)	7	10	20-17
Sept. 15, 2012	@ Tennessee	7 (2, 3)	7	27	37-20
Oct. 6, 2012	LSU	6 (2)	6	14	14-6
Nov. 3, 2012	Missouri	7 (2)	7	14	14-7
Nov. 24, 2012	@ Florida St.	7 (3)	7	24	37-26

COME FROM BEHIND GAMES 2005-2013

2013

Score	Lead Began	Lead Ended	Final Score
Tennessee 7, UF 0	9:23 in 1st	13:23 in 2nd	UF 31 - TENN 17
Arkansas 7, UF 0	2:09 in 1st	8:33 in 2nd	UF 30 - ARK 10

2012

Score	Lead Began	Lead Ended	Final Score
Bowling Green 7, UF 0	1:17 in 1st	9:29 in 2nd	UF 27 - BGSU 14
Texas A&M 3, UF 0	10:34 in 1st	3:51 in 1st	---
Texas A&M 10, UF 7	13:39 in 2nd	13:05 in 4th	UF 20, Texas A&M 17
Tennessee 14, UF 7	8:40 in 2nd	0:30 in 3rd	UF 37, Tennessee 20
LSU 3, UF 0	10:48 in 1st	5:15 in 3rd	UF 14, LSU 6
Vanderbilt 7, UF 0	6:45 in 1st	11:27 in 2nd	UF 31, Vanderbilt 17
Missouri 7, UF 0	6:10 in 2nd	9:03 in 3rd	UF 14, Missouri 7
Louisiana 17, UF 13	4:03 in 3rd	1:42 in 4th	UF 27, Louisiana 20
Florida St. 17, UF 13	8:30 in 3rd	11:01 in 4th	UF 37, Florida St. 26

2011

Score	Lead Began	Lead Ended	Final Score
Furman 6, UF 0	8:31 in 1st	3:08 in 2nd	UF 54, Furman 32

2010

Score	Lead Began	Lead Ended	Final Score
Miami (Ohio) 3, UF 0	7:01 in 1st	13:14 in 2nd	UF 34, Miami (Ohio) 12
USF 7, UF 0	3:53 in 1st	0:44 in 2nd	UF 38, USF 14
Tennessee 3, UF 0	1:17 in 1st	7:27 in 4th	UF 31, Tennessee 17
LSU 3, UF 0	10:54 in 1st	3:21 in 4th	LSU 33, UF 29

2009

Score	Lead Began	Lead Ended	Final Score
Arkansas 7, UF 0	14:57 in 2nd	7:27 in 4th	UF 23, Arkansas 20
Mississippi St., 3, UF 0	9:05 in 1st	3:36 in 1st	UF 29, Mississippi St. 19

2008

Score	Lead Began	Lead Ended	Final Score
Alabama 20, UF 17	0:08 left in 3rd	6:20 left in 4th	UF 31, Alabama 20

2007

Score	Lead Began	Lead Ended	Final Score
Ole Miss 3, UF 0	5:02 left in the 1st	14:52 left in the 2nd	UF 30, Ole Miss 24
Auburn 7, UF 0	6:16 left in the 1st	7:36 left in the 4th	Auburn 20, UF 17
S. Carolina 14, UF 13	2:21 left in the 1st	12:32 left in the 2nd	UF 51, S. Carolina 31
Michigan 7, UF 0	10:59 left in the 1st	2:37 left in the 1st	---
Michigan 21, UF 14	00:08 left in the 2nd	1:26 left in the 3rd	---
Michigan 31, UF 28	12:16 left in the 4th	5:49 left in the 4th	Michigan 41, UF 35

2006

Score	Lead Began	Lead Ended	Final Score
So. Miss. 7, UF 0	12:37 left in the 1st	0:00 left in the 1st	UF 34, So. Mississippi 7
Tennessee 10, UF 7	7:57 left in the 2nd	6:30 left in the 4th	---
Tennessee 17, UF 7	8:40 left in the 3rd	6:30 left in the 4th	---
Tennessee 20, UF 14	10:49 left in the 4th	6:30 left in the 4th	UF 21, Tennessee 20
Kentucky 7, UF 6	4:19 left in the 2nd	0:22 left in the 2nd	UF 26, Kentucky 7
Alabama 7, UF 0	2:47 left in the 1st	2:39 left in the 3rd	---
Alabama 10, UF 0	12:44 left in the 2nd	2:39 left in the 3rd	UF 28, Alabama 13
LSU 7, UF 0	6:45 left in the 1st	0:11 left in the 1st	UF 23, LSU 10
Auburn 3, UF 0	9:00 left in the 1st	4:21 left in the 1st	Auburn 27, UF 17
S. Carolina 7, UF 0	00:26 left in the 1st	1:25 left in the 2nd	---
S. Carolina 10, UF 7	14:51 left in the 4th	10:49 left in the 4th	---
S. Carolina 16, UF 10	8:13 left in the 4th	3:03 left in the 4th	UF 17, S. Carolina 16
Arkansas 21, UF 17	8:33 left in the 3rd	3:47 left in the 3rd	UF 38, Arkansas 28
Ohio State 7, UF 0	14:44 left in the 1st	10:31 left in the 1st	UF 41, Ohio State 14

2005

Score	Lead Began	Lead Ended	Final Score
Kentucky 7, UF 0	12:14 left in the 1st	8:42 left in the 1st	UF 49, Kentucky 28
Vanderbilt 7, UF 0	12:44 left in the 1st	5:08 left in the 1st	---
Vanderbilt 42, UF 35	OT #1 - VU Possession	OT #1 - UF Possess.	UF 49, Vanderbilt 42

This section includes games in which Florida trailed and then either tied or took the lead. If Florida trailed more than once in the same game, then all instances in which UF tied or took the lead are noted.

The column labeled "Lead Began" is when the opponent took the lead against Florida, while the column labeled "Lead Ended" notes when UF either tied or took the lead.

COME FROM BEHIND GAMES

1993-2004

2004

Score	Lead Began	Lead Ended	Final Score
EMU 3, UF 0	8:36 left in the 1st	2:11 left in the 1st	UF 49, EMU 10
Tennessee 14, UF 7	14:16 left in the 2nd	7:32 left in the 2nd	--
Tennessee 30, UF 28	:06 left in the 4th	--	Tennessee 30, UF 28
Kentucky 3, UF 0	6:06 left in 1st	0:00 left in 1st	UF 20, Kentucky 3
Vanderbilt 17, UF 14	6:19 left in 1st	11:36 left in 3rd	UF 34, Vanderbilt 17
S. Carolina 7, UF 0	1:46 left in 1st	6:39 left in 2nd	UF 48, S. Carolina 14

2003

Score	Lead Began	Lead Ended	Final Score
San Jose State 3, UF 0	12:47 left in the 1st	8:13 left in the 1st	UF 65, San Jose State 3
Miami 7, UF 0	14:47 left in the 1st	4:15 left in the 2nd	Miami 38, UF 33
Tennessee 7, UF 3	0:00 left in the 2nd	--	Tennessee 24, UF 10
Kentucky 7, UF 0	8:08 left in the 1st	3:15 left in the 4th	UF 24, UK 21
Ole Miss 3, UF 0	12:22 left in the 1st	5:57 left in the first	--
Ole Miss 20, UF 17	1:10 left in the 4th	--	Ole Miss 20, UF 17
LSU 7, UF 0	11:51 left in the 1st	3:17 left in the 1st	UF 19, LSU 7
Vanderbilt 7, UF 0	11:01 left in the 1st	3:17 left in the 1st	UF 35, Vanderbilt 17
S. Carolina 2, UF 0	10:53 left in the 1st	2:01 left in the 3rd	UF 24, USC 22
Florida St. 7, UF 3	1:46 left in the 1st	6:10 left in the 3rd	--
Florida St., 31, UF 27	5:01 left in the 4th	2:50 left in the 4th	--
Florida St. 38, UF 34	0:55 left in the 4th	--	Florida St. 38, UF 34
UF 7, Iowa 0	7:18 left in the 1st	3:56 left in the 1st	Iowa 37, UF 17

2002

Score	Lead Began	Lead Ended	Final Score
Ohio 3, UF 0	11:46 left in the 1st	00:53 in the 1st	UF 34, Ohio 6
Kentucky 28, UF 25	3:03 left in the 3rd	00:18 in the 3rd	UF 41, Kentucky 34
Georgia 13, UF 12	00:03 left in the 2nd	11:32 left in the 4th	UF 20, Georgia 13

2001

Score	Lead Began	Lead Ended	Final Score
UL-Monroe 6, UF 0	13:30 left in the 1st	2:53 left in the 1st	UF 55, UL-Monroe 6
Georgia 3, UF 0	11:00 left in the 1st	5:23 left in the 1st	UF 24, Georgia 10
South Carolina 7, UF 0	12:11 left in the first	12:15 left in the 2nd	UF 54, South Carolina 17

2000

Score	Lead Began	Lead Ended	Final Score
Tennessee 3, UF 0	3:30 left in 1st	8:50 left in 3rd	
Tennessee 20, UF 17	1:43 left in 3rd	0:14 left in 4th	UF 27, Tennessee 23
Georgia 3, UF 0	6:36 left in 1st	5:23 left in 1st	
Georgia 10, UF 9	5:23 left in 2nd	0:30 left in 2nd	UF 34, Georgia 23
Vanderbilt 7, UF 0	9:56 left in 1st	6:40 left in 1st	
Vanderbilt 13, UF 10	2:38 left in 2nd	0:27 left in 2nd	UF 43, Vanderbilt 20
South Carolina 7, UF 3	4:34 left in 1st	1:40 left in 2nd	UF 41, South Carolina 21

* Also trailed South Carolina 21-3

1999

Score	Lead Began	Lead Ended	Final Score
UCF 7, UF 0	9:32 left in 1st	7:02 left in 1st	UF 58, UCF 27
Tennessee 7, UF 3	9:17 left in 2nd	3:37 left in 2nd	UF 23, Tennessee 21
Alabama 7, UF 3	7:45 left in 1st	7:23 left in 1st	
Alabama 10, UF 7	12:53 left in 2nd	8:46 left in 3rd	
Alabama 19, UF 14	6:07 left in 3rd	3:03 left in 3rd	
Alabama 26, UF 22	12:30 left in 4th	5:15 left in 4th	
Alabama 40, UF 39	No Time	No Time	Alabama 40, UF 39
Georgia 14, UF 10	10:47 left in 2nd	5:52 left in 2nd	UF 30, Georgia 14
Florida St. 7, UF 0	5:20 left in 1st	7:39 left in 3rd	
Florida St. 23, UF 16	0:34 left in 3rd	Never	
Alabama 12, UF 7	0:30 left in 2nd	Never	Alabama 34, UF 7

1998

Score	Lead Began	Lead Ended	Final Score
Tennessee 7, UF 3	4:52 left in 1st Qtr.	0:20 left in 2nd Qtr.	Tennessee 20, UF 17
Tennessee 17, UF 10	7:36 left in 3rd Qtr.	5:18 left in 3rd Qtr.	Tennessee 20, UF 17
Tennessee 20, UF 17	OT	Never	Tennessee 20, UF 17
Kentucky 14, UF 7	3:42 left in 1st Qtr.	3:17 left in 1st Qtr.	UF 51, Kentucky 35
LSU 3, UF 0	6:28 left in 1st Qtr.	1:14 left in 1st Qtr.	UF 22, LSU 10
LSU 10, UF 6	2:14 left in 2nd Qtr.	12:39 left in 3rd Qtr.	UF 22, LSU 10
Florida St. 13, UF 12	11:31 left in 3rd Qtr.	Never	Florida St. 23, UF 12

1997

Score	Lead Began	Lead Ended	Final Score
LSU started 7-0	8:42 in 1st quarter	12:17 left in 3rd (tied)	LSU 28-21
LSU in 3rd 21-14	13:13 4th quarter	Never	LSU 28-21
Florida St. 17-6	8:49 in 2nd quarter	4:13 left in 2nd	UF 32-29

1996

Score	Lead Began	Lead Ended	Final Score
Vanderbilt 3, UF 0	10:54 left in 1st	8:30 left in 1st	UF 28, Vanderbilt 21
South Carolina 6, UF	08:57 left in 1st	5:20 left in 1st	UF 52, S.Carolina 25
Alabama 7, UF 0	8:52 left in 1st	14:37 left in 2nd	UF 45, Alabama 30

1995

Opponent	Deficit (Time Remaining)	Final Score
Houston	UH 14, UF 7 (8:15 in the first quarter)	UF 45, UH 21
Tennessee	UF 30, UF 14 (3:13 in the second quarter)	UF 62, UT 37
Auburn	AU 10, UF 0 (12:06 in the first quarter)	UF 49, AU 38
Florida St.	FSU 3, UF 0 (12:51 in the first quarter)	UF 35, FSU 24
Arkansas	UA 3, UF 0 (7:26 in the first quarter)	UF 34, UA 3

1994

Opponent	Deficit (Time Remaining)	Final Score
South Carolina	SC 7, UF 0 (5:51, 1st Quarter)	
	SC 10, UF 7 (9:36, 2nd Quarter)	UF 48, SC 17

1993

Opponent	Deficit (Time Remaining)	Final Score
Arkansas State	ASU 6, UF 0 (9:56, 1st Quarter)	UF 44, ASU 6
Kentucky	UK 7, UF 3 (0:59, 1st Quarter)	
	UK 17, UF 9 (10:32, 4th Quarter)	
	UK 20, UF 17 (1:23, 4th Quarter)	UF 24, UK 20
Mississippi St.	MSU 7, UF 0 (8:35, 1st Quarter)	
	MSU 14, UF 7 (1:02, 1st Quarter)	
	MSU 21, UF 17 (7:21, 3rd Quarter)	UF 38, MSU 24
LSU	LSU 3, UF 0 (9:21, 1st Quarter)	UF 58, LSU 3
Georgia	UGA 20, UF 13 (6:56, 2nd Quarter)	UF 33, UGA 26
South Carolina	SC 17, UF 0 (2:58, 1st Quarter)**	
	SC 26, UF 23 (4:11, 3rd Quarter)	UF 37, SC 26
Alabama	UA 7, UF 0 (10:13, 1st Quarter)	
	UA 10, UF 7 (12:02, 2nd Quarter)	UF 28, UA 13

FRESHMAN STARTERS

Pos.	Last True Freshman Starter	Last Freshman Starter	Last True Freshman Starter Opening Day	Last Freshman Starter Opening Day
QB	Jacoby Brissett, 2011	Skyler Mornhinweg, 2013		Kyle Morris, 1988
WR	Chris Thompson, 2013	Chris Thompson, 2013	Percy Harvin, 2006	Justin Williams, 2007
RB	Kelvin Taylor, 2013	Kelvin Taylor, 2013	Chris Rainey, 2007	Chris Rainey, Chevon Walker, 2007
FB	Hunter Joyer, 2011	Hunter Joyer, 2011		
TE	A.C. Leonard, 2011	A.C. Leonard, 2011	Aaron Hernandez, 2007	Aaron Hernandez, 2007
OL	D.J. Humphries, 2012	D.J. Humphries, 2012	Maurkice Pouncey, 2007	Chaz Green, 2011
DL	Jon Bullard, 2012	Jon Bullard, 2012		Torrey Davis, Duke Lemmens, 2007
LB	Jarrad Davis, 2013	Jarrad Davis, 2013	Brandon Hicks, Jerimy Finch, 2007	Jelani Jenkins, 2010
DB	Vernon Hargreaves III, 2013	Vernon Hargreaves III, 2013	De'Ante Saunders, 2011	Marcus Maye, 2013
K	Caleb Sturgis, 2008	Austin Hardin, 2013	Caleb Sturgis, 2008	Austin Hardin, 2013
P	Johnny Townsend, 2013	Johnny Townsend, 2013	Chas Henry, 2007	Chas Henry, 2007

EARLY ENROLLEES

Since 2004

2004 Class

DE Brandon Daniel

2005 Class

OL Eddie Haupt
QB Josh Portis
OL Ronnie Wilson

2006 Class

OL Maurice Hurt
OL Carl Johnson
QB Tim Tebow
RB Chevon Walker

2007 Class

CB Ahmad Black
CB Joe Haden
TE Aaron Hernandez
QB Cameron Newton
OL Mike Pouncey
OL Maurkice Pouncey
QB Bryan Waggener
RB Bo Williams
WR Paul Wilson

2008 Class

LB Brendan Beal
CB Jeremy Brown
DT Troy Epps
CB Janoris Jenkins
WR Carl Moore
DE Earl Okine
DL Matt Patchan
K Caleb Sturgis

2009 Class

OL Nick Alajajian
LB Jon Bostic
S Dee Finley
OL Jonotthan Harrison
DT Edwin Herbert
TE Desmond Parks

2010 Class

LB Neiron Ball
QB Trey Burton
TE Gerald Christian
WR Robert Clark
S Matt Elam
S Jordan Haden
DL Leon Orr
WR Solomon Patton
CB Joshua Shaw
T Ian Silberman
CB Jaylen Watkins

2011 Class

RB Mike Blakely
DL Clay Burton
P Kyle Christy
QB Jeff Driskel
TE A.C. Leonard
WR Javares McRoy
DB De'Ante "Pop" Saunders

2012 Class

CB Willie Bailey
OL Jessamen Dunker
OL D.J. Humphries
DT Damien Jacobs
LB Antonio Morrison
WR Latroy Pittman

2013 Class

LB Alex Anzalone
DL Darious Cummings
DL Joey Ivie
LB Daniel McMillian
OL Tyler Moore
WR Demarcus Robinson
LB Matt Rolin
RB Kelvin Taylor

2014 Class

DL Taven Bryan
DB Duke Dawson
TE DeAndre Goolsby
QB Will Grier
OL Kavaris Harkless
OL Nolan Kelleher
RB Brandon Powell
OL Drew Sarvary
DB Jalen Tabor

PLAYERS WHO HAVE SCORED IN THEIR FIRST START (Since 1990)

Year	Player	Scoring Play	Opponent
2009	Chris Rainey	Blocked punt and recovered in end zone	Kentucky
2008	Jeffery Demps	61-yard TD reception from Tebow	Kentucky
2008	Ahmad Black	80-yard interception return	Hawaii
2007	Tim Tebow	1-yard run	Western Kentucky
2003	Ciatrick Fason	33-yard pass from Leak, 75-yard run	Arkansas
2000	Jabar Gaffney	13 & 23-yard TD reception from Grossman	Mississippi St.
2000	Aaron Walker	19 & 14-yard TD reception from Grossman	Middle Tennessee
1999	Kirk Wells	Two-point conversion pass from Johnson	Alabama
1999	Brian Haugabrook	Seven-yard TD reception from Johnson	Kentucky
1999	Earnest Graham	4 & 11-yard TD runs	Western Michigan
1997	Jaime Richardson	9 & 28-yard TD receptions from Johnson	Central Michigan
1997	Doug Johnson	1-yard TD run	Southern Miss
1995	Jacquez Green	96-yard TD reception from Kresser	Northern Illinois
1993	Aubrey Hill	18 & 4-yard TD receptions from Dean	Vanderbilt
1993	Chris Doering	19 & 28-yard TD receptions from Wuerrffel	Kentucky
1992	Jack Jackson	31-yard TD reception from Matthews	Louisiana State
1991	Willie Jackson	32-yard TD reception from Matthews	Northern Illinois
1991	Harrison Houston	Three TD receptions from Matthews (22,37,14)	San Jose State
1990	Kevin Randolph	8-yard TD run	Kentucky
1990	Tre Everett	50-yard TD reception from Matthews	Oklahoma State
1990	Shane Matthews	1-yard TD run	Oklahoma State
1990	Dexter McNabb	2-yard TD run	Oklahoma State

ALL-TIME ASSISTANT COACHES 1928-present

Acosta, John	1922-25	Franks, Carl	1990-98	McGraw, Sonny	1979-82	Twomey, Ted	1946-49
Adams, Dwight	1979-84	Fulcher, Bill	1970	McGriff, Lee	1978-82	Van Fleet, James A.	1922-23
Addazio, Steve	2005-10	Fuller, Dave	1947-75	McKinney, George	1970	Verducci, Frank	2011
Aldridge, Denny	1979	Fulton, Charles	1972-75	Miller, Bill	2003-04	Webster, Jim	1974
Amedee, Lynn	1988	Gardner, Jeff	1982	Milligan, Mike	1940	Weis, Charlie	2011
Amis, L.W.	1923	Gonzales, Billy	2005-09	Mooney, Ottis	1963	Westbrook, Jack	1968-69
Anderson, Jerry	1985-93, 2002-04	Green, Jack	1960-62	Morand, Elroy	1979	White, Brian	2009-present
Andrews, Mickey	1981-82	Hall, Dale	1952-55	Mullen, Dan	2005-08	Wickline, Joe	2002-04
Atkinson, J.H.	1923-24	Hall, Galen	1984	Mullins, Larry	1941	Williams, Harold	1940
Austin, Teryl	2010	Hall, Jack	1970-77	Niblack, Jim	1976	Wilson, Barry	1996-97
Azzanni, Zach	2009-10	Hamdan, Bush	2012	Norris, Rex	1988-89	Woodford, Mike	2002-03
Bailey, Charlie	1985	Hardage, Lewis	1936-39	Odom, Jerry	2001-02	Yaralian, Zaven	1983-87
Bates, Jim	1990	Hatfield, Ken	1971-77	Pancoast, Fred	1964-69	Yon, Everett	1924-25
Battista, Mush	1946-50	Haynes, Jimmy	1968-72	Parker, Jim	1978	Young, Bryant	2011-12
Beck, E.C.	1920-22	Heater, Chuck	2005-10	Patillo, Pat	1932-33	Zaubrecher, Ed	2002-04
Bedenk, Joe	1928-30	Heimerdinger, Mike	1983-87	Pease, Brent	2012-13	Zook, Ron	1991-95
Bedford, Vance	2008-09	Helton, Kim	1973-78	Phillips, Joker	2013		
Bowyer, Earnest "Goof"	1932-35	Hevesy, John	2005-08	Pierson, A.P.	1928		
Brannon, Buster	1946-47	Higgins, Nash	1928-30	Powell, Jim	1958-61		
Breaux, Don	1973-74	Hill, Aubrey	2011	Proctor, Carlos	1933-39		
Broadway, Rod	1995-2000	Hoke, John	1999-2001	Prnett, Bob	1994-95		
Brooks, Dan	1985-87	Holland, Lawson	1995-2001	Quinn, Dan	2011-12		
Brown, Don	1962-78	Holliday, John "Doc"	2005-07	Rauch, John	1952-53		
Broyles, Frank	1950	Holsinger, Joe	1928-32	Reaves, John	1990-92, 1994		
Bugar, Mike	1980-82	Hooser, Hobe	1950-59	Reed, Lambert	1975-77		
Cara, Mac	1954-59	Hunley, Ricky	2001	Robinson, Harvey	1955-59		
Carr, Bill	1972-74	Hunt, John	1999-2001	Robinson, Travaris	2011-present		
Carter, Kenny	2008-09	Hutzler, Coleman	2014-present	Rodgers, Pepper	1960-64		
Cawthon, Rainey	1932-36	Infante, Lindy	1968-71	Roper, Kurt	2014-present		
Choate, Jeff	2013	Jenkins, Pete	1979	Rudgers, Jim	1981		
Clemons, Ben	1932-35	Jones, Dick	1952-59	Ryder, L. E.	1922-23		
Coleman, Tonto	1950-51	Jones, Jack	1971	Sanders, Bob	1990-2000		
Collins, Jim	1990-2001	Jordan, Whitey	1989	Sanders, Red	1939		
Coughlin, Dan	1983-87	Kendrick, Vince	1980-83	Sauer, John	1950-51		
Cowell, Warren	1928-32	Kensler, Edward	1964-69	Scarborough, Earl	1957-60		
Cubit, Bill	1989	Kinard, Billy	1964-67	Sebring, Tom	1924-25		
Daniels, Jack	1940-41	Kines, Joe	1979-84	Severin, Paul	1946-49		
Darnell, Gary	1988-89	King, Jim	1979-80	Shanahan, Mike	1980-83		
Davis, Tim	2012-13	Kirksey, Larry	1984-88	Shoemaker, Perron	1949		
Deal, Don	1970-72	Knotts, Doug	1970-78	Slowik, Bob	1980-82		
Dellastatious, Bill	1951-52	Kokemoor, Roy	1988-89	Smith, Charles "Rabbit"	1964-69		
Dermond, Orville	1941	Lavin, Chuck	1933	Smith, Ty	1983-87		
Dickey, Jim	1986-89	Lawing, Brad	2013-present	Spurrier, Steve	1978		
Dicks, Wesley	1979	Leak, Chris	2014-present	Spurrier Jr., Steve	1998		
Disch, Dan	2004	Lewis, Derek	2011-present	Stanley, Dutch	1936-39		
Dixon, Dwayne	1990-2004	Locksley, Mike	2003-04	Stephens, Jimmy Ray	1993-2001		
Dixon, Rand	1936-37	Loeffler, Scot	2009-10	Stoops, Bob	1996-98		
Donaldson, John	1960-63	Lyle, Charlie	1978-80	Strong, Charlie	1988-89, 1991-94, 2003-09		
Drayton, Stan	2005-07, 2010	Lyle, Sam	1959	Summers, Mike	2014-present		
Dunn, Jimmy	1960-63, 1970-77	Maggio, Phil	1980-89	Talbot, Randy	1978		
Dupree, Sterling	1948-49, 1961-63	Marcum, Tim	1990	Tate, Charlie	1956		
Durkin, D.J.	2010-present	Mattison, Greg	2005-07	Teevens, Buddy	1999-2000		
Eibner, John	1950-57, 1960-65	Mauer, John	1951-60	Thompson, Jack	1966-78		
Ellenson, Eugene	1960-69	McCallister, Sam	1938-42, 1946-50	Thompson, John	2002		
Farrior Sr., Rex	1917	McCarney, Dan	2008-10	Tolbert, Tyke	2002		
Fedora, Larry	2002-04	McGeorge, Rich	1990-92	Trammell, Allen	1972-77		
Foldberg, Hank	1952-59	McGowan, Bubba	1965-70	Travis, Larry	1964-67		

COORDINATORS SINCE 1960

Offense

2014	Kurt Roper
2012-13	Brent Pease
2011	Charlie Weis
2009-10	Steve Addazio
2005-08	Dan Mullen
2004	Larry Fedora
2002-03	Ed Zaubrecher
1990-2001	Steve Spurrier
1989	Whitey Jordan
1988	Lynn Amedee
1984	Galen Hall
1980-83	Mike Shanahan
1970-77	Jimmy Dunn
1969	Fred Pancoast
1965-68	Ed Kenens
1962-64	Pepper Rodgers

Defense

2013-14	D.J. Durkin
2011-12	Dan Quinn
2010	Teryl Austin
2003-09	Charlie Strong*
2005-07	Greg Mattison*
2002	John Thompson
1999-2001	Jon Hoke
1996-98	Bob Stoops
1994-95	Bob Pruett
1991-93	Ron Zook
1990	Jim Bates
1988-89	Gary Darnell
1986-87	Zaven Yaralian
1985	Charlie Bailey
1981-84	Joe Kines
1970-78	Doug Knotts
1963-69	Gene Ellenson
1960-62	Jack Green

*Co-Coordinator in 2005-07

NFL COACHING STAFFS - A GATOR TOUCH

As of May 31, 2014, the following former Gator players and/or coaches are coaching in the NFL.

UF Position	Years at UF	Current NFL Team	Current Position
Teryl Austin	2010	Detroit Lions	Defensive Coordinator
Mark DeLeone	2010	Kansas City Chiefs	Quality Control
George Edwards	1991	Minnesota Vikings	Defensive Coordinator
Jedd Fisch	1999-2000	Jacksonville Jaguars	Offensive Coordinator
John Grieco	1995-2003	Oakland Raiders	Strength & Conditioning
Ike Hilliard	1994-96	Washington Redskins	Wide Receivers
Jon Hoke	1995-2001	Chicago Bears	Defensive Backs
Marquand Manuel	1998-2001	Seattle Seahawks	Defensive Assistant

UF Position	Years at UF	Current NFL Team	Current Position
Dan Quinn	2011-12	Seattle Seahawks	Defensive Coordinator
Bob Sanders	1990-2000	Oakland Raiders	Linebackers
Brian Schottenheimer	1995-96	St. Louis Rams	Offensive Coordinator
Tyke Tolbert	2002	Denver Broncos	Wide Receivers
Anthony Weaver	2010	Cleveland Browns	Defensive Line
Ron Zook	2002-04, Asst Coach	Green Bay Packers	Assistant Special Teams

FLORIDA COACHING STAFFS

1932-2013

2013

Choate, Jeff	Special Teams Coord.
Davis, Tim	Offensive Line
Dillman, Jeff	Dir. of Strength & Conditioning
Durkin, D.J.	Defensive Coord./Linebackers
Lawing, Brad	Asst. HC/Defensive Line
Lewis, Derek	Tight Ends
Muschamp, Will	Head Coach
Pease, Brent	Offensive Coord./Quarterbacks
Phillips, Joker	Wide Receivers
Robinson, Travaris	Defensive Backs
White, Brian	Running Backs

2012

Davis, Tim	Offensive Line
Dillman, Jeff	Dir. of Strength & Conditioning
Durkin, D.J.	Linebackers/Special Teams Coord.
Bush Hamdan	Wide Receivers
Lewis, Derek	Tight Ends
Muschamp, Will	Head Coach
Pease, Brent	Offensive Coord./Quarterbacks
Robinson, Travaris	Defensive Backs
Quinn, Dan	Defensive Coord./Defensive Line
White, Brian	Running Backs
Young, Bryant	Defensive Line

2011

Durkin, D.J.	Linebackers/Special Teams Coord.
Hill, Aubrey	Wide Receivers/Recruiting Coord.
Lewis, Derek	Tight Ends
Marotti, Mickey	Dir. of Strength & Conditioning
Muschamp, Will	Head Coach
Quinn, Dan	Defensive Coord./Defensive Line
Robinson, Travaris	Defensive Backs
Verducci, Frank	Offensive Line/Run Game Coord.
Weis, Charlie	Offensive Coord./Quarterbacks
White, Brian	Running Backs
Young, Bryant	Defensive Line

2010

Addazio, Steve	Associate Head Coach/ Offensive Coord./Offensive Line
Austin, Teryl	Defensive Coord./Cornerbacks
Azzanni, Zach	Wide Receivers
Drayton, Stan	Running Backs/Recruiting Coord.
Durkin, D.J.	Linebackers/Special Teams Coord.
Heater, Chuck	Co-Defensive Coord./Safeties
Loeffler, Scott	Quarterbacks
Marotti, Mickey	Dir. of Strength & Conditioning
McCarney, Dan	Asst. Head Coach/ Defensive Line
Meyer, Urban	Head Coach
White, Brian	Tight Ends

2009

Addazio, Steve	Offensive Coord./Offensive Line
Bedford, Vance	Cornerbacks
Carter, Kenny	Running Backs
Gonzales, Billy	Recruiting Coord./Wide Receivers
Heater, Chuck	Asst. Defensive Coord./Safeties
Loeffler, Scot	Quarterbacks
Marotti, Mickey	Dir. of Strength & Conditioning
McCarney, Dan	Asst. Head Coach, Defense/ Defensive Line
Meyer, Urban	Head Coach
Strong, Charlie	Associate Head Coach/ Defensive Coord./Linebackers
White, Brian	Tight Ends

2008

Addazio, Steve	Asst. Head Coach, Offense/ Offensive Line
Bedford, Vance	Cornerbacks
Carter, Kenny	Running Backs
Gonzales, Billy	Recruiting Coord./Wide Receivers
Heater, Chuck	Asst. Defensive Coord./Safeties
Hevesy, John	Tight Ends/Asst. Offensive Line
Marotti, Mickey	Dir. of Strength & Conditioning
McCarney, Dan	Asst. Head Coach, Defense/ Defensive Line
Meyer, Urban	Head Coach
Mullen, Dan	Offensive Coord./Quarterbacks
Strong, Charlie	Associate Head Coach/ Defensive Coord./Linebackers

2007

Addazio, Steve	Offensive Line
Drayton, Stan	Running Backs
Gonzales, Billy	Wide Receivers
Heater, Chuck	Recruiting Coord./Cornerbacks
Hevesy, John	Tight Ends/Asst. Offensive Line
Holliday, John "Doc"	Associate Head Coach/Safeties
Marotti, Mickey	Dir. of Strength & Conditioning
Mattison, Greg	Co-Defensive Coord./Defensive Line
Meyer, Urban	Head Coach
Mullen, Dan	Offensive Coord./Quarterbacks
Strong, Charlie	Asst. Head Coach/ Co-Defensive Coord./Linebackers

2006

Addazio, Steve	Tackles/Tight Ends
Drayton, Stan	Running Backs
Gonzales, Billy	Wide Receivers
Heater, Chuck	Recruiting Coord./Cornerbacks
Hevesy, John	Guards/Centers
Holliday, John "Doc"	Safeties
Marotti, Mickey	Dir. of Strength & Conditioning
Mattison, Greg	Co-Defensive Coord./Defensive Line
Meyer, Urban	Head Coach
Mullen, Dan	Offensive Coord./Quarterbacks
Strong, Charlie	Co-Defensive Coord./Linebackers

2005

Addazio, Steve	Tackles/Tight Ends
Drayton, Stan	Running Backs
Gonzales, Billy	Wide Receivers
Heater, Chuck	Recruiting Coord./Cornerbacks
Hevesy, John	Guards/Centers
Holliday, John "Doc"	Safeties
Marotti, Mickey	Dir. of Strength & Conditioning
Mattison, Greg	Co-Defensive Coord./Defensive Line
Meyer, Urban	Head Coach
Mullen, Dan	Offensive Coord./Quarterbacks
Strong, Charlie	Co-Defensive Coord./Linebackers

2004

Anderson, Jerry	Defensive Line Coach
Disch, Dan	Secondary Coach
Dixon, Dwayne	Asst. Head Coach/ Inside Receivers
Fedora, Larry	Offensive Coord.
Locksley, Mike	Running Backs/Recruiting Coord.
Miller, Bill	Linebackers
Strong, Charlie	Defensive Coord.
Wickline, Joe	Offensive Line/Run Game Coord.
Zaunbrecher, Ed	Quarterbacks
Zook, Ron	Head Coach

2003

Anderson, Jerry	Defensive Line
Dixon, Dwayne	Asst. Head Coach
Fedora, Larry	Perimeter Offensive Game Coord.
Locksley, Mike	Running Backs/Recruiting Coord.
Miller, Bill	Linebackers
Strong, Charlie	Defensive Coord.
Wickline, Joe	Offensive Line/Run Game Coord.
Woodford, Mike	Defense/Special Teams Coord.
Zaunbrecher, Ed	Offensive Coord./Quarterbacks
Zook, Ron	Head Coach

2002

Anderson, Jerry	Defensive Line
Dixon, Dwayne	Wide Receivers
Fedora, Larry	Run Game Coord./Running Backs
Odom, Jerry	Outside LB/Special Teams Coord.
Thompson, John	Defensive Coord./Middle LB
Tolbert, Tyke	Recruiting Coord./Tight Ends
Wickline, Joe	Offensive Line
Woodford, Mike	Defensive Backs
Zaunbrecher, Ed	Offensive Coord./Quarterbacks
Zook, Ron	Head Coach

2001

Brindise, Noah	Graduate Asst./Quarterbacks Asst.
Collins, Jim	Outside Linebackers/ Special Teams Coord./Recruiting Coord.
Dixon, Dwayne	Wide Receivers
Glass, Rob	Dir. of Strength & Conditioning
Hoke, Jon	Asst. Head Coach/ Defensive Coord./Secondary
Holland, Lawson	Running Backs
Hunley, Ricky	Defensive Line
Hunt, John	Offensive Tackles
Odom, Jerry	Inside Linebackers
Speronis, Jamie	Dir. of Football Administration
Spurrier, Steve	Head Coach
Stevens, Jimmy Ray	Offensive Line/Run Game Coord.
Teevens, Buddy	Asst. Offensive Coord./Tight Ends

2000

Broadway, Rod	Defensive Line/Defensive Tackles/ Extra Point/Field Goal Block
Collins, Jim	Defensive Ends/Special Teams/ Punt/Punt Return/ Recruiting Coord.
Dixon, Dwayne	Wide Receivers/Kickoff/ Punt Returners/ Asst. Passing Game Coord.
Glass, Rob	Dir. of Strength & Conditioning
Hoke, Jon	Asst. Head Coach/ Defensive Coord./Secondary
Holland, Lawson	Running Backs/Co-Special Teams/ Kickoff Teams/Hands Team
Hunt, John	Offensive Tackles/ Tight Ends-Running Game/ Extra Point/Field Goal Protection
Sanders, Bob	Asst. Defensive Coord./ Linebackers
Spurrier, Steve	Head Coach
Stevens, Jimmy Ray	Offensive Line/Centers and Guards/Run Game Coord./ Pass Protection Coord.
Teevens, Buddy	Passing Game Coord./Tight Ends/ Wide Receivers/Kickers/Snappers/ Holders

1999

Broadway, Rod	Defensive Tackles
Collins, Jim	Recruiting Coord./Weakside and Middle Linebackers
Dixon, Dwayne	Asst. Head Coach/Receivers
Glass, Rob	Dir. of Strength & Conditioning
Hoke, Jon	Defensive Coord./Secondary
Holland, Lawson	Tight Ends/Special Teams Coord.
Hunt, John	Offensive Tackles
Sanders, Bob	Asst. Head Coach/ Defensive Ends/Strongside Linebackers
Spurrier, Steve	Head Coach/ Offensive Coord./Quarterbacks
Stevens, Jimmy Ray	Offensive Line Coach (Centers and Guards)
Teevens, Buddy	Running Backs

1998

Broadway, Rod	Defensive Tackles
Collins, Jim	Recruiting Coord./Weakside and Middle Linebackers
Dixon, Dwayne	Asst. Coach/Wide Receivers
Franks, Carl	Asst. Offensive Coord./Running Backs
Holland, Lawson	Special Teams Coord./Tight Ends
Sanders, Bob	Asst. Def. Coord./ Defensive Ends/Strongside Linebackers
Spurrier, Steve	Head Coach/Offensive Coord.
Spurrier Jr., Steve	Asst. Special Teams Coach/ Asst. Offensive Coach
Stevens, Jimmy Ray	Offensive Line
Stoops, Bob	Asst. Head Coach/ Defensive Coord./Secondary

1997

Broadway, Rod	Defensive Tackles
Collins, Jim	Recruiting Coord./Weakside and Middle Linebackers
Dixon, Dwayne	Asst. Coach/Wide Receivers
Franks, Carl	Asst. Offensive Coord./ Running Backs
Holland, Lawson	Tight Ends/ Co-Special Teams Coord.
Sanders, Bob	Asst. Defensive Coord./Defensive Ends
Spurrier, Steve	Head Coach
Stevens, Jimmy Ray	Offensive Line
Stoops, Bob	Asst. Head Coach/ Defensive Coord./Secondary
Wilson, Barry	Co-Special Teams Coord./ Strongside Linebackers

1996

Broadway, Rod	Defensive Tackles
Collins, Jim	Recruiting Coord./Weakside and Middle Linebackers
Dixon, Dwayne	Asst. Head Coach/Wide Receivers
Franks, Carl	Asst. Offensive Coord./ Running Backs
Holland, Lawson	Tight Ends
Sanders, Bob	Asst. Defensive Coord./ Defensive Ends
Spurrier, Steve	Head Coach
Stevens, Jimmy Ray	Offensive Line
Stoops, Bob	Asst. Head Coach/ Defensive Coord./Secondary
Wilson, Barry	Special Teams Coord./ Strongside Linebackers

1995

Broadway, Rod	Defensive Tackles
Collins, Jim	Inside Linebackers/Recruiting Coord.
Dixon, Dwayne	Asst. Coach/Wide Receivers
Franks, Carl	Asst. Offensive Coord./Running Backs
Holland, Lawson	Tight Ends
Pruett, Bob	Defensive Coord./Defensive Backs
Sanders, Bob	Asst. Defensive Coord./ Defensive Ends
Spurrier, Steve	Head Coach
Stephens, Jimmy Ray	Offensive Line
Zook, Ron	Asst. Coach/Special Teams Coord./ Nickelbacks and Strong Safeties

1994

Collins, Jim	Recruiting Coord./Tight Ends
Dixon, Dwayne	Wide Receiver
Franks, Carl	Inside Linebackers
Pruett, Bob	Defensive Coord./Defensive Backs
Reaves, John	Offensive Backfield
Sanders, Bob	Defensive Line Coord./ Defensive Ends
Spurrier, Steve	Head Coach/ Offensive Coord./Quarterbacks
Stephens, Jimmy Ray	Offensive Line
Strong, Charlie	Asst. Head Coach/ Defensive Tackles
Zook, Ron	Nickelbacks/Special Teams Coord.

1993

Anderson, Jerry	Asst. Head Coach/ Defensive Tackles
Collins, Jim	Asst. Defensive Co-Coord./ Inside Linebackers
Dixon, Dwayne	Wide Receivers
Franks, Carl	Tight Ends/Recruiting Coord.
Sanders, Bob	Asst. Defensive Co-Coord./ Gatorbacks and Banditbacks
Spurrier, Steve	Head Coach/ Offensive Coord./Quarterbacks
Stephens, Jimmy Ray	Running Backs
Strong, Charlie	Defensive Ends
Zook, Ron	Defensive Coord./Defensive Backs

1992

Anderson, Jerry	Asst. Head Coach/Defensive Tackles
Collins, Jim	Asst. Defensive Co-Coord./ Inside Linebackers
Dixon, Dwayne	Wide Receivers
Franks, Carl	Running Backs/Recruiting Coord.
McGeorge, Rich	Offensive Line
Reaves, John	Tight Ends
Sanders, Bob	Asst. Defensive Co-Coord./ Gatorbacks and Banditbacks
Spurrier, Steve	Head Coach
Strong, Charlie	Defensive Ends
Zook, Ron	Defensive Coord./Defensive Backs

1991

Anderson, Jerry	Asst. Head Coach/ Defensive Tackles
Collins, Jim	Asst. Defensive Co-Coord./ Inside Linebackers
Dixon, Dwayne	Wide Receivers
Franks, Carl	Recruiting Coord./Running Backs
McGeorge, Rich	Offensive Line
Reaves, John	Tight Ends
Sanders, Bob	Asst. Defensive Co-Coord./ Outside Linebackers/Gatorbacks
Spurrier, Steve	Head Coach
Strong, Charlie	Defensive Ends
Zook, Ron	Defensive Coord./Defensive Backs

1990

Anderson, Jerry	Defensive Tackles
Bates, Jim	Defensive Coord./Secondary
Collins, Jim	Weakside Linebackers/ Strong Safeties
Dixon, Dwayne	Wide Receivers
Franks, Carl	Running Backs
Marcum, Tim	Inside Linebackers
McGeorge, Rich	Offensive Line
Reaves, John	Tight Ends
Sanders, Bob	Defensive Ends
Spurrier, Steve	Head Coach

1989

Anderson, Jerry	Tight Ends and Special Teams
Cubit, Bill	Quarterbacks
Darnell, Gary	Defensive Coord./ Inside Linebackers
Dickey, Jim	Defensive Backs
Hall, Galen	Head Coach
Jordan, Whitey	Offensive Coord./Running Backs
Kokemoor, Roy	Wide Receivers
Maggio, Phil	Offensive Line
Norris, Rex	Defensive Line
Strong, Charlie	Outside Linebackers

1988

Amedee, Lynn	Offensive Coord./Quarterbacks
Anderson, Jerry	Tight Ends/Special Teams
Darnell, Gary	Defensive Coord./ Inside Linebackers
Dickey, Jim	Defensive Backs
Hall, Galen	Head Coach
Kirksey, Larry	Running Backs
Kokemoor, Roy	Wide Receivers
Maggio, Phil	Offensive Line
Norris, Rex	Defensive Line
Strong, Charlie	Outside Linebackers

1987

Anderson, Jerry	Tight Ends/Special Teams
Brooks, Dan	Defensive Line (Middle Guards)
Coughlin, Dan	Defensive Line
Dickey, Jim	Inside Linebackers
Hall, Galen	Head Coach
Heimerdinger, Mike	Wide Receivers/Quarterbacks
Kirksey, Larry	Running Backs
Maggio, Phil	Offensive Line
Smith, Ty	Outside Linebackers
Yaralian, Zaven	Defensive Coord./Defensive Backs

1986

Anderson, Jerry	Special Teams
Brooks, Dan	Defensive Line
Coughlin, Dan	Defensive Line
Dickey, Jim	Inside Linebackers
Hall, Galen	Head Coach
Heimerdinger, Mike	Wide Receivers
Kirksey, Larry	Running Backs
Maggio, Phil	Offensive Line
Smith, Ty	Outside Linebackers
Tuten, Rich	Strength & Conditioning
Yaralian, Zaven	Defensive Coord./ Defensive Backs

1985

Anderson, Jerry	Special Teams
Bailey, Charlie	Defensive Coord./ Inside Linebackers
Brooks, Dan	Defensive Line
Coughlin, Dan	Defensive Line
Hall, Galen	Head Coach
Heimerdinger, Mike	Wide Receivers
Kirksey, Larry	Running Backs
Maggio, Phil	Offensive Line
Smith, Ty	Outside Linebackers
Tuten, Rich	Strength & Conditioning
Yaralian, Zaven	Defensive Backs

1984

Adams, Dwight	Asst. Head Coach for Personnel and Administration (Special Teams)
Coughlin, Dan	Defensive Line
Hall, Galen	Offensive Coord./Quarterbacks
Heimerdinger, Mike	Wide Receivers
Kines, Joe	Asst. Head Coach/ Defensive Coord./Inside Linebackers
Kirksey, Larry	Running Backs
Maggio, Phil	Offensive Line
Pell, Charley	Head Coach
Smith, Ty	Outside Linebackers
Tuten, Rich	Strength & Conditioning
Yaralian, Zaven	Defensive Backs

1983

Adams, Dwight	Special Teams and Squad Development
Coughlin, Dan	Defensive Line
Heimerdinger, Mike	Wide Receivers
Kendrick, Vince	Running Backs
Kines, Joe	Defensive Coord./ Inside Linebackers
Maggio, Phil	Offensive Line
Pell, Charley	Head Coach
Shanahan, Mike	Asst. Head Coach/ Offensive Coord./Quarterbacks
Smith, Ty	Outside Linebackers
Tuten, Rich	Strength & Conditioning
Yaralian, Zaven	Defensive Backs

1982

Adams, Dwight	Outside Linebackers/ Special Teams
Andrews, Mickey	Defensive Secondary
Bugar, Mike	Defensive Line
Gardner, Jeff	Asst. Offensive Line
Kendrick, Vince	Running Backs
Kines, Joe	Defensive Coord./ Inside Linebackers
Maggio, Phil	Offensive Line
McGraw, Sonny	Administrative Asst./ Head of Recruiting
McGriff, Lee	Wide Receivers
Pell, Charley	Head Coach
Shanahan, Mike	Offensive Coord./Quarterbacks
Slowik, Bob	Asst. Defensive Backfield
Tuten, Rich	Strength & Conditioning

1981

Adams, Dwight	Outside Linebackers/ Special Teams
Andrews, Mickey	Defensive Secondary
Bugar, Mike	Defensive Line
Kendrick, Vince	Running Backs
Kines, Joe	Defensive Coord./ Inside Linebackers

Maggio, Phil	Offensive Line (Tackles and Tight Ends)
McGraw, Sonny	Administrative Asst./ Head of Recruiting
McGriff, Lee	Wide Receivers
Pell, Charley	Head Coach
Rudgers, Jim	Offensive Line (Centers and Guards)
Shanahan, Mike	Offensive Coord./Quarterbacks
Slowik, Bob	Asst. Defensive Backfield
Tuten, Rich	Strength & Conditioning

1980

Adams, Dwight	Defensive Ends
Bugar, Mike	Defensive Line
Kendrick, Vince	Running Backs
Kines, Joe	Linebackers
King, Jim	Offensive Line
Knight, Virgil	Strength & Conditioning
Lyle, Charlie	Defensive Backs
Maggio, Phil	Asst. Offensive Line
McGraw, Sonny	Administrative Asst./ Head of Recruiting
McGriff, Lee	Wide Receivers
Parker, Jim	Administrative Asst.
Pell, Charley	Head Coach
Shanahan, Mike	Offensive Coord./Quarterbacks
Slowik, Bob	Asst. Defensive Backfield
Waters, Wright	Asst. Athletic Director/ Student Life

1979

Adams, Dwight	Defensive Ends
Aldridge, Denny	Quarterbacks
Dicks, Wesley	Asst. Offensive Line
Jenkins, Pete	Defensive Line
Kines, Joe	Linebackers
King, Jim	Offensive Line
Knight, Virgil	Strength & Conditioning
Lyle, Charlie	Defensive Backs
McGraw, Sonny	Administrative Asst./ Head of Recruiting
McGriff, Lee	Wide Receivers
Morand, Eroy	Running Backs
Parker, Jim	Administrative Asst.
Pell, Charley	Head Coach
Waters, Wright	Academic Counselor

1978

Brown, Don	Tight End Coach/Chief Recruiter
Dickey, Doug	Head Coach
Helton, Kim	Offensive Line
Knotts, Doug	Defensive Coord./Linebackers
Lyle, Charlie	Defensive Secondary
McGriff, Lee	Wide Receivers
Parker, Jim	Asst. Offensive Backfield
Spurrier, Steve	Offensive Backfield/Quarterbacks/ Running Backs
Stephens, Jimmy	Offensive Line Asst.
Talbot, Randy	Recruiting/ Alumni Association Asst.
Thompson, III, Jack	Defensive Line

1977

Brown, Don	Tight End and Tackles/ Chief Recruiter
Dickey, Doug	Head Coach
Dunn, Jimmy	Offensive Coord.
Hall, Jack	Kickers and Weights Coach
Hatfield, Ken	Wide Receivers/Running Backs
Helton, Kim	Interior Offensive Line
Knotts, Doug	Defensive Coord./Linebackers

Reed, Lambert	Defensive Interior
Thompson, III, Jack	Defensive Ends
Trammell, Allen	Defensive Secondary

1976

Brown, Don	Tight Ends and Tackles/ Chief Recruiter
Dickey, Doug	Head Coach
Dunn, Jimmy	Offensive Coord.
Hall, Jack	Kickers and Weights Coach
Hatfield, Ken	Wide Receivers/Running Backs
Helton, Kim	Interior Offensive Line
Johnson, Brooks	Recruiting/Sprint Coach
Knotts, Doug	Defensive Coord./Linebackers
Niblack, Jim	Head Junior Varsity Coach
Reed, Lambert	Defensive Interior
Thompson, III, Jack	Defensive Ends
Trammell, Allen	Defensive Secondary

1975

Brown, Don	Tight Ends and Tackles/ Administrative Asst.
Dickey, Doug	Head Coach
Dunn, Jimmy	Offensive Coord.
Fuller, Dave	Scout Team/Kickers
Fulton, Charles	Recruiting Coord./Scouting/ Junior Varsity Coach
Hall, Jack	Head Freshmen Coach
Hatfield, Ken	Wide Receivers
Helton, Kim	Interior Offensive Lineman
Knotts, Doug	Defensive Coord./Linebackers
Reed, Lambert	Defensive Interior
Thompson, III, Jack	Defensive Ends
Trammell, Allen	Defensive Secondary

1974

Breaux, Don	Wide Receivers
Brown, Don	Tight Ends and Tackles/ Administrative Asst.
Carr, Bill	Academic Supervisor/ Asst. Coach and Scout
Dickey, Doug	Head Coach
Dunn, Jimmy	Offensive Coord.
Fuller, Dave	Scout Team Coach
Fulton, Charles	Recruiting Coord./Scouting/ Freshmen Coach
Hall, Jack	Head Freshmen Coach
Hatfield, Ken	Defensive Secondary
Helton, Kim	Interior Offensive Line
Knotts, Doug	Defensive Coord./Linebackers
Thompson, III, Jack	Defensive Line
Trammell, Allen	Defensive Ends
Webster, Jim	Freshmen Defense and Scouting/ Recruiting

1973

Breaux, Don	Wide Receivers
Brown, Don	Tight Ends and Tackles/ Administrative Asst.
Carr, Bill	Academic Supervisor/ Asst. Coach and Scout
Dickey, Doug	Head Coach
Dunn, Jimmy	Offensive Coord./ Quarterbacks/Running Backs
Fuller, Dave	Scout Team Head Coach
Fulton, Charles	Freshmen Backfield and Scouting
Hall, Jack	Freshmen Team Head Coach
Hatfield, Ken	Defensive Secondary
Helton, Kim	Interior Offensive Line
Knotts, Doug	Defensive Coord./Linebackers
Thompson, III, Jack	Defensive Line
Trammell, Allen	Freshmen Defense/Recruiting

1972

Brown, Don	Tight Ends and Tackles/ Administrative Asst.
Carr, Bill	Academic Supervisor/ Asst. Coach and Scout
Deal, Don	Running Backs
Dickey, Doug	Head Coach
Dunn, Jimmy	Offensive Coord./ Quarterbacks/Split Receivers
Fuller, Dave	Scout Team Coach
Fulton, Charles	Freshmen Backfield and Scouting
Hall, Jack	Head Freshmen Coach
Hatfield, Ken	Defensive Secondary
Haynes, Jimmy	Offensive Line
Knotts, Doug	Defensive Coord./Linebackers
Thompson, III, Jack	Defensive Line
Trammell, Allen	Freshmen Defense/Recruiting

1971

Brown, Don	Tight Ends/Administrative Asst.
Deal, Don	Head Freshmen Coach/ Academic Supervisor
Dickey, Doug	Head Coach
Dunn, Jimmy	Offensive Coord./ Quarterbacks/Wide Receivers
Fuller, Dave	Scout Team Coach
Hall, Jack	Chief Recruiting Coord./ Asst. Coach
Hatfield, Ken	Defensive Secondary
Haynes, Jimmy	Offensive Line
Infante, Lindy	Running Backs
Jones, Jack	Defensive Ends
Knotts, Doug	Defensive Coord./Linebackers
Thompson, III, Jack	Defensive Interior

1970

Brown, Don	Defensive Secondary
Deal, Don	Asst. Scout Team Coach/ Academic Supervisor
Dickey, Doug	Head Coach
Dunn, Jimmy	Offensive Coord./ Quarterbacks/Wide Receivers
Fulcher, Bill	Offensive Line
Fuller, Dave	Scout Team Coach
Hall, Jack	Chief Recruiting Coord./ Asst. Coach
Haynes, Jimmy	Head Freshmen Coach
Infante, Lindy	Running Backs
Knotts, Doug	Defensive Coord./ Defensive Interior
McGowan, Bubba	Recruiting Coord./ Freshmen Backs Coach
McKinney, George	Linebackers
Thompson, III, Jack	Defensive Ends

1969

Brown, Don	Defensive Backfield
Ellenson, Eugene	Asst. Head Coach/ Head Defensive Coach
Fuller, Dave	Scout-Team Coach
Graves, Ray	Head Coach/Director of Athletics
Haynes, Jimmy	Offensive Asst.
Infante, Lindy	Head Freshmen Coach
Kensler, Edward	Offensive Line
McGowan, Bubba	Wide Receivers
Pancoast, Fred	Head Offensive Coach/ Offensive Backfield
Smith, Charles "Rabbit"	Head Recruiter
Thompson, III, Jack	Defensive Interior Lineman
Westbrook, Jack	Freshmen Backfield/Scouting/ Academic Supervisor

1968

Brown, Don	Defensive Backfield
Ellenson, Eugene	Asst. Head Coach/ Head Defensive Coach
Fuller, Dave	B-Team Coach
Graves, Ray	Head Coach
Haynes, Jimmy	Head Freshmen Coach
Infante, Lindy	B-Team Coach
Kensler, Edward	Head Offensive Coach/ Offensive Line
McGowan, Bubba	Offensive End
Pancoast, Fred	Offensive Backfield
Smith, Charles "Rabbit"	Head Recruiter
Thompson, III, Jack	Defensive Interior Line
Westbrook, Jack	Freshmen Backfield/Scouting/ Academic Supervisor

1967

Brown, Don	Defensive Ends
Ellenson, Eugene	Asst. Head Coach/ Head Defensive Coach
Fuller, Dave	B-Team Coach
Graves, Ray	Head Coach/Director of Athletics
Kensler, Edward	Head Offensive Coach/ Offensive Line
Kinard, Billy	Defensive Backfield
McGowan, Bubba	Offensive Ends
Pancoast, Fred	Offensive Backfield
Smith, Charles "Rabbit"	Head Recruiter
Thompson, III, Jack	B-Team Coach
Travis, Larry	Head Freshmen Coach

1966

Brown, Don	Defensive Ends
Ellenson, Gene	Asst. Head Coach/ Head Defensive Coach
Fuller, David	B-Team Coach
Graves, Ray	Head Coach
Kensler, Ed	Head Offensive Coach/ Offensive Line
Kinard, Billy	Defensive Backs
McGowan, Bubba	Offensive Ends
Pancoast, Fred	Offensive Backfield
Smith, Charles "Rabbit"	Head Recruiter
Thompson, III, Jack	B-Team Coach
Travis, Larry	Head Freshmen Coach

1965

Brown, Don	Defensive Ends
Eibner, John	Head B-Team Coach/Head Scout
Ellenson, Gene	Asst. Head Coach/ Head Defensive Coach
Fuller, David	Head Freshmen Coach
Graves, Ray	Head Coach
Kensler, Ed	Head Offensive Coach/ Offensive Line
Kinard, Billy	Defensive Backs
McGowan, Bubba	Offensive Ends
Pancoast, Fred	Offensive Backfield
Smith, Charles "Rabbit"	Head Recruiter
Travis, Larry	Asst. B-Team Coach

1964

Brown, Don	Defensive Ends
Eibner, John	Head Scout/B-team Coach
Ellenson, Gene	Defensive Coord.
Fuller, Dave	Freshmen Head Coach
Graves, Ray	Head Coach
Kensler, Ed	Offensive Line
Kinard, Billy	Defensive Backs
Pancoast, Fred	Offensive Ends
Rodgers, Pepper	Offensive Coord.

Smith, Charles "Rabbit"	Head Recruiter
Travis, Larry	B-Team Asst.

1963

Brown, Don	Offensive Line
Donaldson, John	Head Freshmen Coach
Dunn, Jimmy	Defensive Backfield
Dupree, Sterling	Head Recruiter
Eibner, John	Asst. Coach/Head Scout
Ellenson, Gene	Defensive Coach
Fuller, Dave	Asst. Varsity Coach
Graves, Ray	Head Coach/Athletic Director
Mooney, Otis	Asst. Defensive Coach
Rodgers, Pepper	Offensive Coord.

1962

Brown, Don	Asst. Defensive Line
Donaldson, Jack	Defensive Backfield
Dunn, Jimmy	Asst. Backfield
Dupree, Sterling	Head Recruiter
Eibner, John	Asst. Coach/Head Scout
Ellenson, Gene	Offensive Line
Fuller, Dave	Head Freshmen Coach
Graves, Ray	Head Coach/Athletic Director
Green, Jack	Athletic Director Asst./ Defensive Coach
Rodgers, Pepper	Offensive Coord.

1961

Donaldson, John	Asst. Coach
Dunn, Jimmy	Asst. Coach
Dupree, Sterling	Asst. Coach/Head Recruiter
Eibner, John	Asst. Coach/Head Scout
Ellenson, Gene	Asst. Coach
Fuller, Dave	Asst. Coach
Graves, Ray	Head Coach/Athletic Director
Green, Jack	Asst. Coach
Powell, Jim	Asst. Coach
Rodgers, Pepper	Asst. Coach

1960

Donaldson, John	Asst. Coach
Dunn, Jimmy	Full Student Asst. Coach
Eibner, John	Asst. Coach/Head Scout
Ellenson, Gene	Asst. Coach
Fuller, Dave	Freshmen Football Coach
Graves, Ray	Head Coach/Athletic Director
Green, Jack	Asst. Coach
Mauer, John	Defensive Ends
Powell, Jim	Offensive Ends
Rodgers, Pepper	Asst. Coach
Scarborough, Earl	Linebackers

1959

Cara, Mac	Offensive Backfield
Foldberg, Hank	Offensive Line
Fuller, Dave	Defensive Backfield
Hooser, Hobe	Defensive Line
Jones, Dick	Asst. Coach
Lyle, Sam	Asst. Coach
Mauer, John	Defense Ends/Linebackers
Powell, Jim	Head Freshmen Coach
Robinson, Harvey	Head Backfield Coach
Scarborough, Earl	Asst. Coach
Woodruff, Bob	Head Coach/Athletic Director

1958

Cara, Mac	Offensive Backfield
Foldberg, Hank	Offensive Line
Fuller, Dave	Defensive Backfield
Hooser, Hobe	Defensive Line
Jones, Dick	Asst. Coach
Mauer, John	Defensive Ends
Powell, Jim	Head Freshmen Coach
Robinson, Harvey	Head Backfield Coach
Scarborough, Earl	Asst. Coach
Woodruff, Bob	Head Coach/Athletic Director

1957

Cara, Mac	Asst. Coach
Eibner, John	Head Scout/Asst. Coach
Foldberg, Hank	Offensive Line
Fuller, Dave	Asst. Backfield
Hooser, Hobe	Defensive Line
Jones, Dick	Asst. Coach
Mauer, John	Defensive Ends
Robinson, Harvey	Head Backfield Coach
Scarborough, Earl	Asst. Coach
Woodruff, Bob	Head Coach/Athletic Director

1956

Cara, Mac	Asst. Coach
Eibner, John	Asst. Coach/Head Scout
Foldberg, Hank	Offensive Line
Fuller, Dave	Asst. Backfield
Hooser, Hobart	Defensive Line
Jones, Dick	Asst. Coach
Mauer, John	Defensive Ends
Robinson, Harvey	Head Backfield Coach
Tate, Charlie	Freshmen Football Coach
Woodruff, Bob	Head Coach/Athletic Director

1955

Cara, Mac	Asst. Coach
Eibner, John	Head Scout/Asst. Coach
Foldberg, Hank	Offensive Line
Fuller, Dave	Freshmen Coach
Hall, Dale	Offensive Backs
Hooser, Hobe	Defensive Line
Jones, Dick	Asst. Coach
Mauer, John	Defensive Ends
Robinson, Harvey	Defensive Backs
Woodruff, Bob	Head Coach/Athletic Director

1954

Cara, Mac	Backfield
Eibner, John	Head Scout
Foldberg, Hank	Offensive Line and Ends
Fuller, Dave	Freshmen Coach
Hall, Dale	Offensive Backs
Hooser, Hobe	Defensive Line
Jones, Dick	Freshmen Coach
Mauer, John	Defensive Backs and Ends
Woodruff, Bob	Head Coach/Athletic Director

1953

Eibner, John	Head Scout
Foldberg, Hank	Offensive Line and Ends
Fuller, Dave	Defensive Backs
Cara, Mac	Offensive Backs
Hooser, Hobart	Defensive Line
Lyle, Sam	Asst. Coach
Powell, Jim	Freshmen Coach
Mauer, John	Defensive Backs and Linebackers
Rauch, John	Quarterbacks
Woodruff, Bob	Head Coach/Athletic Director

1952

Cara, Mac	Asst. Coach
Eibner, John	Head Scout
Foldberg, Hank	Offensive Line and Ends
Fuller, Dave	Asst. Backfield
Hooser, Hobe	Defensive Line
Robinson, Harvey	Head Backfield
Jones, Dick	Freshmen Coach
Mauer, John	Defensive Backs and Ends
Scarborough, Earl	Asst. Coach
Woodruff, Bob	Head Coach/Athletic Director

1951

Coleman, Tonto	Offensive Ends/ Head B-Team and Freshmen
Dellastatious, Bill	Asst. Coach
Eibner, John	Offensive Line
Fuller, Dave	Asst. Coach
Hooser, Hobe	Defensive Line
Kynes, Jimmy	Student Asst.
Mauer, John	Defensive Backs
Montsdeoca, Fred	Student Asst.
Sauer, John	Offensive Backs
Woodruff, Bob	Head Coach/Athletic Director

1950

Batista, Julius "Mush"	Freshmen Asst.
Broyles, Frank	Defensive Backs
Coleman, Tonto	Head Freshmen Coach
Eibner, John	Offensive Line
Fuller, Dave	Freshmen Asst.
Hooser, Hobe	Defensive Line
McAllister, Sam	B-Team Coach
Sauer, John	Offensive Backs
Woodruff, Bob	Head Coach/Athletic Director

1949

Batista, Julius "Mush"	Freshmen Line Coach
Dupree, Sterling	Backfield Coach
Fuller, Dave	Freshmen Backfield Coach
McAllister, Sam	Scout Team Coach
Severin, Paul	Head Freshmen Coach
Shoemaker, Perron	End Coach
Twomey, Ted	Line Coach
Wolf, Raymond "Bear"	Head Coach/Athletic Director

1948

Batista, Julius "Mush"	Freshmen Line Coach
Dupree, Sterling	Backfield Coach
Fuller, Dave	Freshmen Backfield Coach
McAllister, Sam	Head Freshmen Coach
Severin, Paul	End Coach
Twomey, Ted	Line Coach
Wolf, Raymond "Bear"	Head Coach/Athletic Director

1947

Batista, Julius "Mush"	Asst. Coach
Brannon, Buster	Backfield Coach
Fuller, Dave	Asst. Coach
McAllister, Sam	Freshmen Coach
Severin, Paul	End Coach
Twomey, Ted	Line Coach
Wolf, Raymond "Bear"	Head Coach/Athletic Director

1946

Batista, Julius "Mush"	Asst. Coach
Brannon, Buster	Backfield Coach
McAllister, Sam	Freshmen Coach
Fuller, Dave	Asst. Coach
Severin, Paul	End Coach
Twomey, Ted	Line Coach
Wolf, Raymond "Bear"	Head Coach/Athletic Director

1941

McAllister, Sam	Backfield Coach
Mullins, Larry	Line Coach
Lieb, Tom	Head Coach

1938

Stanley, Dennis "Dutch"	Asst. Coach
McAllister, Stanley	Asst. Coach
Proctor, Carlos	Asst. Coach
Sander, Rod	Asst. Coach
Hardage, Lewis	Asst. Coach
Cody, Josh	Head Coach

1936

Stanley, Dennis "Dutch"	Asst. Coach
Dixon, Rand	Asst. Coach
Proctor, Carlos	Asst. Coach
Hardage, Lewis	Asst. Coach
Cody, Josh	Head Coach

1934

Bowyer, Ernest "Goof"	Asst. Coach
Clemons, Ben	Asst. Coach
Stanley, Dennis "Dutch"	Head Coach

1933

Bowyer, Ernest "Goof"	Asst. Coach
Clemons, Ben	Asst. Coach
Lavin, Chuck	Asst. Coach
Patillo, Pat	Asst. Coach
Stanley, Dennis "Dutch"	Head Coach

1932

Cawthon, Rainey	Asst. Coach
Bowyer, Ernest "Goof"	Asst. Coach
Clemons, Ben	Asst. Coach
Patillo, Pat	Asst. Coach
Stanley, Dennis "Dutch"	Head Coach



LETTERWINNERS

Efforts have been made to make this list as accurate as possible. We will gladly consider any corrections, additions or deletions to this list.

Send to: SIDmail@gators.ufl.edu
Attention: Football Lettermen

A	
Abbott, Frederic M.	1970, 71, 72
Abdelnour, Thomas A.	1967, 68, 69
Ackerman, Brady	1990, 91
Adams, Andre E.	1985
Adams, Cody	2013
Adams, Lawrence H.	1971, 74
Adams, Roger	1944
Adkins, Mitty	1948, 49
Adkins, Robert M.	1974, 77
Agee, Joseph R., III	1969
Ajagbe, Gideon	2011, 13
Alajajian, Nick	2010, 11
Albertson, Arthur	1906
Albury, Charles D.	1968, 69
Alderman, Tom	1906
Alexander, Bennie	1998, 99, 2000, 01
Alford, Lutrell	2007
Allen, Joseph L.	1973, 74, 75
Allen, Richard A.	1956, 57, 59
Allen, Tremayne	1995, 96
Allen, William Theo	1982
Alli, Stephen	2010, 11, 12
Alvarez, Carlos	1969, 70, 71
Amelung, Frank A., Jr	1967, 68, 69
Anderson, Anthony L.	1973, 74
Anderson, B. G.	1920
Anderson, C. A.	1919, 20
Anderson, Charlie "Neal"	1982, 83, 84, 85
Anderson, Eric	1984
Anderson, Jerry D.	1964, 65, 66
Anderson, Kris H.	1971, 72, 73
Anderson, Markihe	2006, 07, 08, 09
Anderson, Myrick R.	1989, 90, 91, 92
Anderson, R. T.	1931
Anderson, Tom	1931
Anderson, W. F.	1925
Andrades, Raphael	2012
Anthony, Reidel	1994, 95, 96
Antwine, Brandon	2006, 08, 09, 10
Anzalone, Alex	2013
Archie, Pete	1991, 92
Arfaras, Nicholas I.	1958, 59, 60
Armstrong, Scott W.	1984, 85, 86
Armstrong, Trace	1988
Ash, Terry D.	1970
Atkins, Avery	2005
Augustine, Zephrian	2002, 03, 04
Aust, Clifton E.	1971, 72, 73
Aydt, Timothy E.	1975, 76, 77
Ayers, William	1957, 58

B	
Badeaux, Ernie	1996
Baeszler, Marquis C.	1964, 65, 66
Bagwell, Archie	1940
Bailey, Cory	2001, 02, 03, 04
Baker, Dallas	2003, 04, 05, 06
Baker, Henry	1908, 09
Baker, Jay S.	1985
Baker, P. O.	1916, 19, 20

Baker, Tyrone	1994, 96, 97
Balas, Leonard C.	1950, 51, 52
Baldry, Derek	2007
Baldwin, Gregory S.	1988, 89
Ball, Clinton R.	1973, 74, 75
Ball, Neiron	2010, 12, 13
Barber, John	1942
Barber, Terence B.	1988, 89, 90
Barber, Vernon S.	1973, 74, 75, 76
Barchan, Joseph	1922
Barfield, John W.	1965, 66, 67
Barker, Allie	1931
Barnard, David	1992, 93, 94, 95
Barnes, Donald L.	1952
Barnhart, David L.	1968
Barr, Jimmy D.	1969, 71
Barrett, Donald James	1964, 65, 66
Barrington, Glenn	1942
Barrow, Gregory John	1980
Barrow, John B.	1953, 54, 55, 56
Barrs, Albert	1906
Bartleson, Charles	1908
Bartley, Ephesians	1988, 89, 90, 91
Bartley, Jason	1992, 93, 94, 95
Bartruff, William Owen	1986, 87, 88
Bass, Billy	1952, 53, 54
Bates, James	1993, 94, 95, 96
Batten, Thomas E., Jr	1961, 62
Battista, Julius B.	1938, 39, 40
Battle, Ronnie	1994, 95, 96, 97
Beach, James E.	1948, 49
Beauchamp, Tim	1995, 96, 97
Beaver, James E.	1959, 60, 61
Beavin, Paul T.	1987
Beck, Cecil	1925, 26, 27
Beck, George	1933
Beckman, Lars E.	1964, 65
Beckwith, Jack	1933, 34, 35
Beeler, P. R.	1912
Beemer, Gary	2010
Belden, Douglas R.	1946, 47, 48
Bell, Kerwin D.	1984, 85, 86, 87
Bell, Reed	1944
Bell, Steven	2003
Bell, William R.	1977, 78, 79
Benjamin, Basil	1986
Bennek, William I.	1977, 78
Bennett, Bruce	1963, 64, 65
Bennett, Franklin	1936
Beno, Andy	1939
Benson, James E., Jr	1964, 65, 66
Bentfrou, W.	1921
Berlin, Brock	2000, 01
Bernhard, Drayton	1931, 32, 33
Bernhardt, James T., III	1963, 64
Berry, John J.	1938
Bethea, L. R.	1928, 29, 30
Bie, O. A.	1922
Bilinski, Leo	1933
Billie, Chris	1991, 92, 93, 94
Billett, Rodney Charles	1982, 83, 84
Billins, Mike V.	1989
Bilyk, Gerald L.	1952, 53, 54
Bishop, Homer	1925
Bishop, Howard	1925, 26, 27
Bishop, Thomas W.	1946, 47
Black, Ahmad	2007, 08, 09, 10
Blackett, Roderick	2007, 08
Blackshear, Cheston	1996, 97, 98, 99

Blair, Richard H.	1957
Blair, Steven S.	1975, 76, 77
Blalock, Jack	1937, 38
Blank, Ralph	1941
Blavi, Richard H.	1957
Blaylock, Andrew	2009
Bludworth, David H.	1961
Boardman, Hollis C.	1971, 72, 73
Boateng, Nyan	2005
Boedy, Robert F.	1972, 73
Bolduc, Norman	1991
Bolton, William O., Jr.	1954, 55, 56
Bond, John S., Jr.	1924
Bond, William B.	1928
Boney, Clark H., Jr.	1955, 56, 57
Bono, Louis	1927, 28
Booker, William E.	1954, 55, 56
Booth, James K.	1971
Borajkiewicz, Joseph L.	1981
Bostic, Jonathan	2009, 10, 11, 12
Bowden, David R.	1972, 73
Bowen, Hunter S.	1969, 70
Bowen, Paul	1994
Bowyer, Ernest J.	1926, 27, 28
Bracken, Andrew J.	1941, 42
Bradley, Victor Andrew	1981
Branch, Harold T.	1948
Brandon, Michael B.	1989, 90, 91
Brannon, C. S.	1917
Brannon, Hill, Jr.	1950, 51, 52
Brantley, John, III	1977, 78
Brantley, John, IV	2008, 09, 10, 11
Brantley, Richard A.	1957, 58, 59
Brantley, Scot E.	1976, 77, 78, 79
Braun, Chris	1993, 94
Bray, H. Thompson	1947, 48
Bretsch, Kenneth P.	1957
Brewer, Rodney L.	1984, 85, 86
Brindise, Noah	1995, 96, 97
Brinson, Larry S.	1973, 74, 75, 76
Brissett, Jacoby	2011, 12
Broadus, Loren A.	1947, 48, 49, 50
Brock, Paul	1936, 37
Brodsky, Joe	1953, 54, 55, 56
Brodsky, Joseph, Jr.	1978
Bromley, Chris R.	1987, 88, 89, 90
Bromley, Philip Eugene, III	1981, 82, 83, 84
Brooks, Hubert E.	1950, 51, 52
Brooks, Nick	2005, 06
Brooks, Rodney Andrew	1978, 80
Brown, Aaron	1948, 49
Brown, Alex	1998, 99, 2000, 01
Brown, Ben	1998, 99, 2001
Brown, Donald E.	1949, 50, 51
Brown, J. Alton	1933, 34, 35
Brown, J. Henry	1984, 85, 86, 87
Brown, Jeremy	2010, 12, 13
Brown, Johnell	1979, 80, 81, 82
Brown, Joseph B.	1964, 65
Brown, Lomas	1981, 82, 83, 84
Brown, Mack	2011, 12, 13
Brown, Merrell R.	1961, 62, 63
Brown, Mike	1990
Brown, Paul	1932
Brown, Ray T.	1952, 53, 54, 55
Brown, Richard	1923, 24, 25
Brown, Teako	1995, 96, 97, 98
Brown, Trell	1977
Brown, Trenton	2013

Brown, Varoly Agusta	1979, 80, 81, 82
Brown, Vernell, Jr.	2002, 03, 04, 05
Brown, Vernell, Sr.	1982, 83, 84, 85
Brown, Wallace	1933, 34
Browne, Richard S.	1971, 72, 73
Browning, Pat	1995, 97
Brumbaugh, Carl	1927, 28
Brumby, Robert	1924
Bryan, Joe	1927, 28
Bryan, Scott	1996, 97, 98
Bryan, William E.	1932, 33
Bryant, G. K.	1925
Bucha, Mike	1938, 39, 40
Buchanan, Richard A.	1969, 70, 71
Buck, Shaw	1931
Buie, A. P.	1910, 11, 12, 13
Bullard, Jonathan	2012, 13
Bullard, Thaddeus	1997, 98, 99, 2000
Bullock, Carlos E.	1933
Bullock, J. R.	1911, 12, 13
Burch, Shannon Leonard	1978, 81
Burden, Gregory H.	1984, 85
Burdgess, Derrick E.	1977, 78
Burford, Robert R.	1954, 55, 56
Burgess, John E.	1952, 53, 54, 55
Burgess, Rick	2009
Burke, William C.	1954
Burnett, John	1925
Burnett, P. H.	1922
Burnett, Webbie D.	1986, 87
Burns, Jack C.	1968, 69, 70
Burroughs, John	1935
Burton, Clay	2011, 12, 13
Burton, Trey	2010, 11, 12, 13
Bushell, Adrian	2009
Bushnell, Byron	1915
Butler, Alvin	2004
Butler, Alvin B.	1972, 73, 74
Butler, Gene	1932
Butler, Lance	2003, 04, 05
Butz, Clyde O.	1959
Byers, Bernarr M.	1968
Byrd, C. Y.	1922
Byrd, Walter O'Neal	1982, 84, 85, 86
Byrge, Earl	1965

C	
Cahill, Leo	1939, 40, 41
Cain, Herbert A.	1976
Cain, Hunter	2005
Cain, John J.	1976
Caldwell, Andre	2003, 04, 06, 07
Caldwell, Reche	1999, 2000, 01
Calhoun, Kelvin	1988
Callahan, Melton V.	1965
Cameron, Glenn S.	1972, 73, 74
Cameron, Jeff	1982
Campbell, David	2012, 13
Campbell, Jayme	1998, 99
Campbell, Mark	1992, 93, 94, 95
Canova, W. F.	1917
Cansler, Dale B.	1958, 59
Capel, John	1998, 99
Cappleman, H.L.	1909, 14
Card, Jack D.	1964, 65, 66
Carey, Craig	1991
Carlisle, Cooper	1996, 97, 98, 99
Carlton, James M.	1952

Carlton, R. A.	1922	Cochran, James	1949	Czyzewski, Arden	1989, 90, 91	Dixon, Dwayne Keith	1980, 81, 82, 83
Carlton, T. Hoyt	1920, 21	Codrington, Simon	2006			Dixon, Ray C.	1922
Carodine, Miguel	2010	Cody, Ernest	1938	D		Dodd, Frank	1918
Carpenter, Darrell	2003, 04	Coe, Harry	1906	D'Agostino, Joe A.	1951, 52, 53	Dodd, Robert L., Jr.	1960, 61
Carpenter, Darrell F.	1973, 74, 75, 76	Cohen, Joe	2003, 04, 05, 06	D'Aguiue, Frank	1942	Doddridge, Rock E.	1970
Carr, Earl	1975, 76, 77	Cohen, Michel	1991, 92	Daniel, Marvin R.	1957	Dodds, Frank	1918
Carr, William C.	1964, 65, 66	Cohens, Willie	1995, 96, 97, 98	Daniels, Dexter	1992, 93, 94, 95	Doe, Dustin	2006, 07, 08, 09
Carroll, Bo	1997, 98, 99, 2000	Cole, Dale M.	1987	Daniels, John	1990	Doel, Duane P.	1970
Carroll, Travis	2000, 01	Cole, John	1964, 65, 66	Daniels, Tracy D.	1985, 87, 88	Doering, Chris	1993, 94, 95
Carte, B. S.	1944, 45, 46	Cole, Marshall	1969, 70	Darby, Alvis R.	1973, 74, 75	Dolfi, Thomas N.	1975
Carter, Deshawn	2002, 04	Cole, Samuel	1948	Daty, Arthur	1922	Doll, Ronald D.	1972
Carter, Kevin	1991, 92, 93, 94	Coleman, Christopher	2009	David, Claude Lee	1950, 51, 52	Donahoo, Thomas M.	1959
Carthon, Ran	2000, 01, 02, 03	Coleman, Robert W.	1968, 69	Davidson, Peter B.	1956, 57, 58	Donigan, Jimbo	1979
Carver, Corlis R.	1947, 48, 49	Coleman, Ronald L.	1976, 78, 80	Davis, Andra	1998, 99, 2000, 01	Dorminey, James Dale	1980, 83, 84
Cary, Stanley	1942	Collins, Chester T., Jr.	1959, 60, 61	Davis, Calvin Jerome	1980, 81	Dorminy, Albert C.	1972
Casares, Richard J.	1951, 52, 53	Collins, Juan L.	1977, 78	Davis, Cameron	1993, 94, 95, 96	Dorsett, Luke M.	1929, 30, 31, 32
Case, Lawrence	1923	Collins, Mo	1995, 96, 97	Davis, Clyde	1924, 25, 26	Dorsey, William J.	1966, 67, 68
Casey, Charles A.	1963, 64, 65	Collins, P. F.	1915, 16	Davis, F. G.	1909, 10, 11	Doty, Arthur E.	1921, 22
Casey, Tate	2004, 05, 06, 08	Collinsworth, A. Cris	1977, 78, 79, 80	Davis, Henry A.	1974, 75, 76	Douglas, Donald R.	1989
Cash, William K.	1960, 61, 62	Colon, Jonathan	2001, 02, 03, 04	Davis, James M.	1984, 85, 86, 87	Douglas, E. Dewayne	1951, 52
Cassidy, Arch W.	1953, 54	Colson, Gordon W.	1964, 65, 66	Davis, Jarrad	2013	Dowdy, Ronald	2004
Cawen, William	1941	Condon, Thomas F.	1971	Davis, Joseph P.	1951	Dowdy, William E.	1969, 70, 71
Cawthon, Rainey	1927, 28, 29	Connell, H. R.	1917, 18, 19	Davis, Judd	1992, 93, 94	Dowling, Ham	1915
Chambers, Derrick	1997, 98, 99, 2000	Conover, William L.	1978	Davis, Nelson P.	1937	Downie, Charles V. "Pepper"	1982, 83, 84
Champlon, Ralph	1925	Conrad, Gene G.	1970, 71	Davis, Reggie	1998, 99	Downs, Bobby C.	1966, 67
Chandler, Don G.	1954, 55	Cook, Kendall	1992, 93	Davis, Robert G.	1952, 53, 54	Drew, Douglas Edward	1980, 81, 82, 83
Chandler, Jeff	1998, 99, 2000, 01	Coons, John D.	1966, 67	Davis, Robert S.	1973	Drew, Horace	1945
Chandler, Wesley S.	1974, 75, 76, 77	Cooper, Collins	1996, 97, 98	Davis, Sam F.	1931, 32, 33	Driggers, R.	1920
Chaplin, Charlie	1930	Cooper, Riley	2006, 07, 08, 09	Davis, Tony	1992, 93	Driskel, Jeff	2011, 12, 13
Chaplin, James	1924, 25, 26	Corbett, Roy	1906, 07, 08	Davis, Torrey	2007, 08	DuBose, Dewayne	2001
Chapman, Howard G.	1952, 53	Corker, Derrick	1999	Dawson, Jeffery T.	1985, 86	DuBose, Ernie	1995, 96
Charles, Taurean	2003	Corlew, Reginald R.	1984, 85, 86, 87	Day, Jeffrey T.	1988	DuBose, Jimmy D.	1973, 74, 75
Charles, William	1932	Cornelius, Jemalle	2003, 04, 05, 06	Deal, Aaron	1999, 2000	Dudley, Craig	1997, 99
Charlton, Clifford T.	1984, 85, 86, 87	Cornwall, Sam	1923, 24	Deal, Don Lee	1958, 59, 60	Duhart, Paul	1942
Chase, L. C.	1922	Corry, William W.	1940, 41, 42	Dean, Charlie	1990, 91, 92, 93	Duhart, Thomas	1984, 85
Chase, W. W.	1933, 34, 35	Council, Keith	1994, 95, 96	Dean, George R.	1966, 67, 68	Dunbar, Quinton	2011, 12, 13
Cheney, Andrew B.	1969, 70, 71	Cowans, Alvin J.	1973, 74, 75, 76	Dean, Jason	1994, 95, 96	Duncan, Fred H.	1921, 22
Cherry, H. Spurgeon	1930, 31	Cowen, J. William	1939, 40, 41	Dean, Terry	1991, 92, 93, 94	Duncan, Monty	1990, 91, 92, 93
Chesser, Joe E.	1945, 46, 47	Cowsert, I. T.	1914	Dean, Thomas F.	1960, 61	Dunlap, Carlos	2007, 08, 09
Chester, Ed	1995, 96, 97, 98	Cox, Abner	1935	Dearing, William H.	1952, 53	Dunn, E. McAuley, Jr.	1961
Chorniewy, Thomas F.	1973	Cox, Asa J.	1957, 58, 59	Debose, Andre	2010, 11, 12	Dunn, Henry H., Jr.	1969
Christian, Floyd	1934, 35, 36	Cox, John O'Neal	1921	Dedge, Al	1929	Dunn, James H.	1956, 57, 58
Christian, Floyd T., Jr.	1966, 67, 68	Cox, John O'Neal, Jr.	1948, 49	Dee, Steven	1991	Dupree, L. B., Jr.	1945
Christian, Gerald	2010	Crabtree, Clyde	1927, 28, 29	Degory, Michael	2002, 03, 04, 05	Dupree, Lawrence W.	1962, 63, 64
Christian, W. M.	1912	Crabtree, John M.	1937, 38	Deitz, Mike	1994	Dupree, Michael D.	1976, 77, 78
Christy, Kyle	2011, 12	Crawford, Jeff	1961	DeLaney, Paul	1937	Durden, John P.	1988, 89
Church, Johnie	1992, 93, 94, 95	Creveling, Jeff	2001	DeLaTorre, Stephen J.	1952, 53, 54, 55	Durance, Thomas L.	1969, 70, 71
Cianci, Tony	1939, 40, 41	Criswell, Ray Allen	1982, 83, 84, 85	Delloff, Donald	1927	Dutton, W. Conrad	1946, 47
Cimock, Shane	2005	Crofoot, John	2010, 11, 12	Delloff, Willie	1926, 27, 28	Duven, Gary G.	1966, 67, 68
Clark, Carroll H., Jr.	1969, 70, 71	Crofoot, Kyle	2012, 13	Dempsey, James F.	1946, 47, 48, 49	Dyal, Lawrence E.	1952
Clark, Michael Hugh	1978, 80	Cromartie, Robert	1998, 99, 2000, 02	Dennis, Guy D.	1966, 67, 68	Dye, Dewey	1918
Clark, Randy Charles	1981, 82, 83	Cross, William I.	1976	Dent, John C.	1961, 62, 63	Dyer, James A.	1944, 45
Clark, Ray I.	1987	Crouch, Gantt	1990, 91, 92, 93	DeVane, O. C.	1915, 16, 19		
Clark, Robert	2010	Crowder, Channing	2003, 04	Deveaux, Jamall	2007, 08		
Clark, Brian Matthew	1979, 80, 81	Crum, Brian	2004, 05, 06	Dewell, John	1937	Earman, J. G.	1906
Clark, Tim	2013	Culler, John	1931	Dewitt, Barry G.	1986	Easley, Dominique	2010, 11, 12, 13
Clarke, Hagood, III	1961, 62, 63	Culpepper, I. Blair	1957, 58	Diamond, Gregg	1990, 91	Easmon, Willie Chas "Ricky"	1981, 82, 83, 84
Clemons, Gordon	1917, 18, 19	Culpepper, J. Broward "Brad"	1988, 89, 90, 91	Dickens, Gerold Devan	1983, 84, 85, 87	Eastman, Ward T.	1973
Clemons, Justin	1926, 27, 28	Culpepper, Philip B.	1960, 61, 62	Dickert, Mark	1980	Eaton, James M.	1955, 56
Clemons, W. N.	1928, 29, 30	Cummings, Darius	2013	Dickey, Donald B.	1975, 76	Eckdahl, Jack L.	1967, 68, 69
Cleveland, Gregory Leon	1982, 83, 85	Cummings, Robert C.	1951	Dickey, Douglas A.	1951, 52, 53	Ecker, Gary	1971
Cliett, Gary	1964, 65	Cummings, Rowland	1983, 84, 85	Dickey, Gavin	2004, 05	Edge, Dwight	1997, 98
Clifford, John J.	1970, 71, 72	Cummins, John R.	1951	Didio, Nick	1964, 65, 66	Edge, Shayne	1991, 92, 93, 94
Clifford, Thomas A.	1973, 74, 75	Cummins, Richard	1951	Dilts, Russell, J.	1958, 59	Edgington, Dan T.	1957, 58, 59
Clifton, William	1962	Cunningham, Jermaine	2007, 08, 09	Dingman, Virgil	1945	Edmiston, Bart	1992, 95, 96
Cline, James L.	1974, 75, 76, 77	Curry, Ivory	1980, 81, 82	Dixon, Cal	1988, 89, 90, 91	Edmonds, Maurice	1950, 51, 52
Coarsey, J. M.	1911, 12, 13	Curtis, John	2007	Dixon, Daryl	1999, 2000, 01, 03	Edwards, Lorenzo	2008, 09, 10
Cobbe, Charles T.	1932	Curtis, Reid A.	1932			Eggerton, D. C.	1909, 10
Coburn, H. Kyle	1977, 78, 79	Cutcliffe, C. Paige	1965, 66				

LETTERWINNERS

Elam, Matt	2010, 11, 12
Ellenburg, James S.	1958, 59
Eller, Paul	1938, 39, 40, 41
Ellis, Brent C.	1987, 88, 89, 90
Ellis, Gary Richard	1982, 83, 84
Ellis, Kennard	2000, 01
Ellis, Tracy	1988
Ellison, Melvin Alan	1982, 83, 84
Ellison, Sandy	1969
Ely, Mark M.	1967, 68, 69
Ely, Stephen	1968
Embry, W. E.	1914, 15
Emmelhainz, Allen E.	1931
Enclade, Ronald	1974, 75, 76, 78
Entzminger, Percy	1941
Entzminger, Wade D.	1961, 62
Eppert, Kenneth	1934, 35
Epps, Troy	2009
Estopinan, Javier	2004, 06, 07, 08
Evans, Frank	1923
Evans, James H.	1941
Evans, Jerome	1994, 95, 96
Evans, John	1937
Evans, Josh	2009, 10, 11, 12
Everett, Earl	2003, 04, 05, 06
Everett, Tre	1990, 91, 92
Ewaldsen, Paul H.	1965, 66, 67
Ewell, Cecil D., Jr.	1960, 61
Ewing, Steven R.	1986, 87

F	
Fain, Richard A.	1987, 88, 89, 90
Fair, Warren	1957
Fairbanks, John	2008, 09, 10
Faix, John W.	1968, 70, 71
Fannin, David E.	1958, 59
Farmer, Henry B., Jr.	1961, 62
Farrior, J. R., Jr.	1913, 14, 15, 16
Farrior, Matt	2000, 01, 02, 03
Fason, Ciatrick	2002, 03, 04
Faulkner, Christopher	1979, 80, 81, 82
Favata, John J.,	1945
Fayson, Jarred	2006, 07
Feiber, John K.	1964, 65
Ferdinand, Lester	1992
Ferguson, Dwayne M.	1986
Ferguson, Forest	1939, 40, 41
Ferguson, Joseph	1997, 98
Ferguson, McDonald	1994, 95, 96
Fernald, G. F.	1917
Ferrazzi, S. W.	1931, 32, 33
Ferrigno, Carmen	1939, 40, 41
Ferris, Drew	2011, 13
Field, Michael S.	1970
Fields, Charles	1942, 46, 47
Fields, Wayne G.	1972, 73, 74, 75
Fike, Dan C., Jr.	1979, 80, 81, 82
Filley, Chad	1998
Finley, Dee	2009
Fiorillo, William S.	1978
Fisher, Brian	1992
Fisher, James D.	1974, 75, 76
Fisher, Robin Lynn	1979, 80, 81
Fleming, Charles	1933
Fleming, Dennis W.	1976
Fleming, Don	1956, 57, 58
Fleming, Nick	2005
Fleming, Reid	2000, 01, 02, 03

Flournoy, Melvin A.	1976, 77
Flowers, Robert J.	1950, 51
Floyd, John P.	1974
Floyd, Sharrif	2010, 11, 12
Foldberg, Henry C.	1971, 72, 73
Forbes, Robert G.	1944, 46, 47
Force, Wilbur H.	1947
Ford, Herbert G.	1920
Forrester, David D.	1975, 76, 77
Forrester, Dennis D.	1975, 76, 77
Forsyth, Don	1931
Foster, R. E., III	1968
Fountain, Johnny	1931
Fowler, Dante, Jr.	2012, 13
Fox, Brian	1990, 91
Foy, Terrence	1993
Francis, John David	1985, 86, 88, 89
Franco, Richard J.	1969, 70, 71
Franklin, Jim	1991
Fraser, Ryan Taylor	1980, 81, 82
Frazier, Daryl	1993
Frazier, Edward E.	1987
Frazier, Rod	1997, 98, 99, 2000
Freeman, H. E.	1914
Freeman, Judson	1934
Freeman, Kevin	1991, 92, 93, 94
Freeman, Wilson	1938
French, James	1949, 50, 51
Fritze, Andrew	2008
Fromang, Vernon B.	1976
Fuller, A. H.	1914, 15, 16, 17
Fuller, Tom	1927
Fuller, William L.	1970, 71
Fulwood, Ahmad	2013

G	
G'Francisco, Mark Anthony	1983
Gaffney, Derrick T.	1975, 76, 77
Gaffney, Donald G.	1973, 74, 75
Gaffney, Jabar	2000, 01
Gaffney, Johnny Anthony	1980
Gaffney, Warren B.	1975, 76, 78
Gagner, Larry	1963, 64, 65
Gailey, Thomas C.	1971, 72, 73
Gaines, William	1990, 91, 93
Gainey, James Preston	1981, 82
Gaisford, William J.	1967, 68
Gallon, Russell Alvin	1981, 82
Galloway, David Lawrence	1977, 79, 80, 81
Galloway, Harold	1978
Garcia, Max	2013
Garcia, Pete	1980
Gardner, Alex	1947, 48, 49
Gardner, Earl	1936
Gardner, Gordon	1937, 38
Garland, Samuel Albert	1983, 84, 85
Garrett, Curtis Lamar	1980
Gatlin, S. Todd	1984, 86, 87, 88
Geiger, Carey H.	1971, 72, 73
George, Leonard	1970, 71, 72
George, Leroy Joseph	1985
George, Tony	1995, 96, 97, 98
Gerber, Myron	1949
Gerzina, Jack Robert	1983, 84, 85
Getzen, James G.	1970
Ghesquiere, G. D., Jr.	1967, 68, 69
Gholsen, Davis	1942
Giannamore, Lawrin F.	1957, 58, 59

Gibbs, W. W.	1906, 07, 08
Gilbert, John W.	1946, 47, 48
Gilbert, Lewis H., Jr.	1975, 76, 77
Gilbert, Marcus	2007, 08, 09, 10
Gilbert, Robert W.	1946
Giles, Donald R.	1958
Gill, Charles W., Jr.	1960
Gillespie, Robert	1998, 99, 2000, 01
Gilliam, Fendrid "Sonny"	1979, 80, 81, 83
Gillisle, Mike	2009, 10, 11, 12
Gilmartin, W. H., Jr.	1944, 45
Gilmore, Michael	1991, 92, 93, 94
Gingeliski, Greg	1993
Giordano, Donald M.	1965, 66, 67
Glenn, Kevin	1991
Glenn, Thomas E.	1967
Glover, Dwayne M.	1985, 86, 87
Godwin, Russell	1948, 49
Goff, Clark	1937, 38, 39
Golden, Ben	1936
Golden, Dean	1991, 92, 93, 94
Golden, Timothy George	1978, 79, 80
Goldstein, Goldy	1923, 24, 25
Goldstein, Mark	1926, 27
Golsby, Jack K.	1914, 15, 16, 19
Gooch, Vannez	1999, 2000
Good, Joseph Earl	1983
Good, Tim	1972
Goodbread, Royce	1927, 28, 29
Goodman, Donald E.	1959, 60, 61
Goodyear, E. D.	1931, 32, 33
Gordon, Raji B.	1987
Gorman, Jabari	2011, 12, 13
Gould, Octavius D.	1986
Gowland, Jan E.	1970, 71, 72
Graddy, Rod	1997, 98
Graham, Earnest	1999, 2000, 01, 02
Graham, Joe G.	1941, 42, 44
Graham, Otto	2005
Gramling, Donnie L.	1968
Grandison, Greg D.	1989
Grandoff, Bert	1928
Grandy, Stuart G.	1964, 65, 66
Graves, Homer E.	1958, 59
Gravlee, Russ	1999
Grebe, Daniel E.	1976
Green, Bobby Joe	1958, 59
Green, Chaz	2011, 12
Green, Jacques	1995, 96, 97
Green, Kaye C.	1954, 55
Green, Napoleon, Jr.	1976, 77
Green, Reggie	1992, 93, 94, 95
Green, Samuel L.	1972, 73, 74, 75
Green, Tom	1925, 26
Green, Tony E.	1974, 75, 76, 77
Green, William	2008, 09, 10, 11
Green, Willie	2001, 02
Greene, Harry	1928, 29
Gregory, Leo	1933
Gregory, Thomas R.	1960, 61
Grieves, Chris	1979
Griffeth, James K., Jr.	1975
Griffin, Bill	2003, 04
Griffin, H. H.	1946, 47, 48, 49
Griffin, James	1962
Griffin, Skil	1964
Griffith, Casey	2002, 03, 04
Griffith, Clinton D., Jr.	1972, 73, 74
Griffith, Todd W., Jr.	1967, 68, 69

Grossman, Rex	2000, 01, 02
Groves, Cecil Timothy	1978, 79, 80
Groves, Fletcher	1944, 46, 47, 48
Grow, Monty R.	1989, 90, 92, 93
Gruetzmacher, Robert	1947, 48, 49
Guerro, Anthony	2004
Guido, Christopher	2010, 12
Guido, Michael F.	1977
Gunn, Errett F.	1921, 22
Gunn, W. W.	1919, 20
Gunter, William B.	1971
Gunter, William J.	1989, 91, 92
Gurkin, Van M.	1970
Gurley, Buck	1997, 98, 99, 2000
Guziec, Doug	2005

H	
Hackney, Robert R.	1972
Haddock, Thomas E.	1952, 53
Haden, Joe	2007, 08, 09
Hadley, James F.	1968, 69
Hagberg, Fred	1996, 97
Hager, Teddy C.	1968, 69, 70
Haines, Webber	1929
Halapio, Jon	2010, 11, 12, 13
Hall, Brady	1945
Hall, H. E.	1917
Hall, James E., Jr.	1962, 63, 64
Hall, Joe	1930
Hall, John L., Jr.	1950, 51, 52
Hall, Kenneth	1944
Hambrick, Darren	1993, 94
Hamilton, Elton C.	1955
Hamilton, Kenneth	1944, 45
Hammock, John E.	1951, 52
Hammock, Mac	1953, 54
Hammond, Frankie, Jr.	2009, 10, 11, 12
Hampton, Lorenzo Timothy	1981, 82, 83, 84
Hancock, A. Roy	1910, 13, 14
Hancock, Frank	1934
Hand, Randy	2002, 03, 04, 05
Handcock, Tom	1906
Hanks, Ben	1992, 93, 94, 95
Hanna, E. B.	1939
Hansenbauer, Edward P.	1941, 42
Harden, M. C.	1945
Hardin, Austin	2013
Hardmon, Byron	1999, 2000, 01, 02
Hardwick, Joe	1936
Hargreaves, Vernon, III	2013
Harlow, Joseph G.	1970, 72
Harper, Jack R.	1964, 65, 66
Harrell, James C.	1977, 78
Harrell, Robert S.	1969, 70, 71
Harris, Mike	1994, 95, 96, 97
Harris, Roy Elliott	1981, 82, 83
Harris, Steven	2003, 04, 05, 06
Harris, Travis	2000, 02, 03, 04
Harrison, John B.	1941
Harrison, Jonotthan	2010, 11, 12, 13
Harrison, P.J.	1993, 94, 95
Harrison, Thomas	1939, 40, 41
Harry, Cadillac	1925
Harvey, Derrick	2005, 06, 07
Harvin, Percy	2006, 07, 08
Hassett, Buswell	1937
Haston, Henry	1991, 92
Hatch, Charles E.	1976, 77, 78, 79

Hatch, Donald J.	1952, 53, 54
Hatch, Lawrence	1991, 92
Hatcher, Edmund "Brad"	1988, 89
Hatcher, F.	1916
Haugabrook, Brian	1999, 2000, 01
Haughton, Mal	1906, 07, 08
Hausenbauer, E. P.	1942
Hawkins, Joe	1948
Hawkins, Robert A.	1958, 59
Haygood, Attice C.	1952, 53, 54
Hayman, W. P.	1917
Hazelwood, Harold	1948, 49
Healey, Michael J.	1967, 68
Heard, Danny	2001
Heckman, Velles A.	1956, 57, 58
Heidt, William S.	1964, 65, 66
Heiner, Webber	1929
Helton, Charles K.	1967, 68, 69
Henderson, Jack	1933
Henderson, Joseph	1983
Henderson, W. B.	1913, 14, 15, 16
Hendricks, Ray	1944
Hendricks, T. M.	1936
Henry, Chas	2007, 08, 09, 10
Henry, Robert	1942
Hergert, Joseph M.	1956, 57, 58
Hernandez, Aaron	2007, 08, 09
Herndon, Mark	2012, 13
Herring, Jarvis	2002, 03, 04, 05
Hester, Grant	1944
Hester, H.S.	1911, 12, 13
Hetland, Chris	2005, 06
Hewitt, Thomas	1996, 97, 98
Hewko, Alex Robert	1980
Hewko, Eric	1976
Hewko, Robert Todd	1980, 81, 82
Hewlett, Robert F.	1951
Hickenlooper, Walter A.	1960, 61, 62
Hickland, A. J.	1933, 34, 35
Hicks, Brandon	2007, 08, 09, 10
Hicks, Dashwood	1928, 29
Hicks, Donald H.	1955, 56, 57
Hicks, Louis E.	1961
Hiers, Brad	2008
Higgins, Tim	2006
Hill, Aubrey	1991, 92, 93, 94
Hill, Buster E.	1954
Hill, Michael	2004
Hill, O'Neal	1942
Hill, Reynaldo	2003, 04
Hill, Will	2008, 09, 10
Hilliard, Tommy	2000
Hilliard, Ike	1994, 95, 96
Hines, Omarius	2009, 10, 11, 12
Hinson, William Dewayne	1982, 83, 84
Hinton, Dozyier	1976, 78
Hiott, George Earl	1985
Hipp, Brian	1968
Hires, Leon	1999, 2000
Hitchcock, David P.	1971, 72, 73
Hobbs, Corey	2008, 09
Hobbs, Harry M.	1945, 46
Hobbs, Russell D.	1944
Hodges, Eric N.	1985, 86
Hodges, G. H.	1920, 21
Hoffman, Robert H.	1985
Hogan, Fred	1945
Hokenstad, Lloyd	1922
Holcombe, Eric	2003, 04

Holland, Walter S.	1960, 61, 62
Holliday, Cade	2006, 07, 08, 09
Holmes, Terrence	2003, 04, 05
Hontas, Mark J.	1972
Hood, Charles H.	1970
Hood, William K.	1958, 59, 60
Hoover, Robert R.	1960, 61, 62
Horner, Ray	1939, 40
Hornsby, Jamar	2007
Horsey, James F., Jr.	1942
Horton, Robert E.	1950, 51, 52
Horvath, Robert D.	1949
Hosack, Robert L.	1961, 62
Hough, Wallace Oliver, Jr.	1978, 79, 80
Houghtaling, Doc	1913
Houser, M. S.	1928, 29
Houston, Harrison	1990, 91, 92, 93
Houston, Hubert	1939, 40
Howard	1909
Howard, Jaye	2008, 09, 10, 11
Howell, E. G.	1938
Howell, W. E.	1937, 38
Hoye, Francis O. "Chip"	1964, 65
Hudson, William D.	1957, 58, 59
Huerta, Marcelino	1947, 48, 49
Huggins, Floyd	1950, 51
Hughes, Carlisle	1934, 35
Hughes, Jimmie E.	1931, 32, 33
Hull, Milton	1939, 40, 41
Humphries, D.J.	2012, 13
Hungerbuhler, Tom J.	1966, 67
Hunsinger, Charles R.	1946, 47, 48, 49
Hunt, John Stephen	1981, 82, 83
Hunter, Daniel M.	1950, 51, 52, 53
Hunter, Omar	2009, 10, 11, 12
Hurbanis, Matt	1991, 92
Hurm, Mark	1981, 82, 83
Hurse, William D.	1952
Hurt, Maurice	2007, 08, 09, 10
Hutcherson, Dale L.	1969, 70, 71
Hutchinson, Scott R.	1974, 75, 76, 77

I	
Iannarelli, Ronald J.	1972
Ihrig, Elmer	1925
Ilijas, Joey	2006, 07
Infante, Gelindo	1960, 61, 62
Ingram, Cornelius	2006, 07, 08
Ingrassia, Anthony	1993, 94
Ismail, Hesham	1988, 89, 90, 91
Ives, Thomas W.	1952
Ivey, R. H.	1935, 36
Ivie, Joey	2013

J	
Jackson, Chad	2003, 04, 05
Jackson, Darrell	1997, 98, 99
Jackson, Demetric	1993, 94, 95, 96
Jackson, Dwright	2000, 01, 02
Jackson, Elliott "Jack"	1992, 93, 94
Jackson, Fernando C.	1980, 81, 82
Jackson, James	1949, 50
Jackson, Kyle	2004, 05, 06, 07
Jackson, Matt	2000, 01, 02, 03
Jackson, R. B.	1964, 65
Jackson, Spencer	1979, 80, 81, 82
Jackson, Terrell	1990, 91

Jackson, Terry	1995, 96, 97, 98
Jackson, Willie B.	1970, 71, 72
Jackson, Willie Jr.	1991, 92, 93
Jacobs, Damien	2012, 13
Jacobs, Taylor	1999, 2000, 01, 02
Jacobsen	1909
Jacobsen, Edward P.	1977
James, Brandon	2006, 07, 08, 09
James, J. Wilbur	1928, 29
James, James A.	1949
James, John W., Jr.	1970, 71
James, Vernon L.	1976, 77, 78
Jamison, W. K.	1942, 46
Jenkins, Janoris	2008, 09, 10
Jenkins, Jelani	2010, 11, 12
Jenkins, Joe P.	1935
Jenkins, Moses	2007, 08, 09, 10, 11
Jetter, Brian L.	1965, 66, 67
Johns, Edwin E.	1957
Johnson, Alonzo	1981, 83, 84, 85
Johnson, Carl	2007, 08, 09, 10
Johnson, Chris	2011, 12
Johnson, David J.	1977, 78
Johnson, Doug	1996, 97, 98, 99
Johnson, E. Julian, Jr.	1965
Johnson, Ellis	1991, 92, 93, 94
Johnson, Eric	1994
Johnson, Fal L.	1947, 48, 49
Johnson, James W.	1978
Johnson, John W.	1956, 57
Johnson, Kedric	2010, 11
Johnson, Kevin	1993, 94, 95
Johnson, Leslie	1910
Johnson, Philip J.	1989
Johnson, R. G.	1910
Johnson, Robert F.	1938
Johnson, Samuel	2010
Johnson, Thomas W.	1989
Johnson, Todd	1999, 2000, 01, 02
Johnston, Kent	1906
Johnston, Pat	1906
Joiner, Tony	2004, 05, 06, 07
Jones, A.J.	1941, 42
Jones, A.J.	2007, 08, 09, 10
Jones, Alton Marcus	1981, 82
Jones, Anthony "Tony"	1986, 87, 88, 89
Jones, C. Jerome	1961, 62, 63
Jones, Edgar C.	1923, 24, 25
Jones, Eugene Van	1979, 81
Jones, Jackie D.	1959
Jones, James L.	1985
Jones, James R.	1979, 80, 81, 82
Jones, Jesse D.	1934
Jones, John	2008
Jones, Leroy	1991, 92
Jones, Matt	2012, 13
Jones, Richard E., III	1961, 62
Jones, Rodney U.	1984, 85, 86
Jones, Roger D.	1977, 78
Jones, Vince	1979, 82, 83
Jonsson, Eric	1999, 2000
Jordan, Jimmy A.	1964
Jorgensen, David	1999, 2000, 01, 02
Joyer, Hunter	2011, 12, 13
Jumper, Arlen N.	1951, 52

K	
Kalamaras, Jimmy S.	1979, 80, 81, 82
Kalich, Ryan	1996, 97, 98, 99
Kane, Bobby	2008
Kanter, Jeffrey D.	1975, 76, 77
Kaplan, Phillip	1942
Karaphillis, Mike J.	1953
Karim, Nafis	1995, 96, 97, 98
Katz, Jack	1962, 63, 64
Kearley, David	2000, 01
Kearse, Jevon	1996, 97, 98
Keefe, Lawrence	1981, 82
Keller, Greg A.	1989, 90, 92, 93
Kelley, James M.	1968, 69, 70
Kelley, Tommy R.	1960, 61, 62
Kellom, Douglas Lee	1980
Kelly, Mikey	1950, 52, 53
Kelly, T. Paine, Jr.	1931, 32
Kelly, William J.	1970
Kelman, Ralph	1938, 39
Kelsey, Keith	1996, 97, 98, 99
Kendrick, Larry	2001
Kendrick, Preston	1972, 73, 74
Kendrick, Vincent	1971, 72, 73
Kennedy, Jeremy	1992
Kennedy, Larry	1991, 92, 93, 94
Kennedy, Robert A.	1955
Kennell, Thomas H.	1969
Kenner, David	2004
Kensler, Richard B.	1970, 71
Ker, Crawford Francis	1983, 84
Kerr, Mike A.	1989
Kicliter, Harry J.	1935, 36
Kiefer, Steven R.	1976
Kight, Kelvin	2000, 01, 02, 03
Kiley, James M.	1968, 69
King, Adam	2001
King, Mark	1971
King, Roswell	1911
King, Sylvester	1975, 76, 77
King, William C.	1950, 51, 52
Kinney, Erron	1996, 97, 98, 99
Kirchner, Clarence	1927
Kirk, Dick	1963, 64, 65
Kirk, James	1906
Kirkpatrick, Kirk	1987, 88, 89, 90
Kirkpatrick, Wesley	1958, 59, 60, 61
Kissenberth, Andy	1992
Kitchens, Darrin	2010, 11, 12, 13
Klickovick, Walter	1941
Klutka, Nick	1940, 41, 42
Knapp, Donald O.	1964, 65, 66
Knight, Ricky S.	1984, 85
Knight, Robert V.	1950, 51, 54
Knight, William Kyle	1980, 81, 82
Knowles, Hanford	1949
Kochevar, Matt	1992
Kocsis, Frank	1936, 37, 36
Koehne, Kyle	2010, 11, 12, 13
Konesty, Floyd	1940, 41, 42
Korff, Mark C.	1983, 84
Korn, Josh	1998
Kovak, Brian	1994
Krejcir, Charles	1936, 37
Kreis, James D.	1977, 78
Kresser, Eric	1993, 94, 95
Kruger, Joel	1966, 67, 68
Kruse, Kim P.	1973

LETTERWINNERS

Kurzu, Robert Wayne	1981, 83	Loden, Steve P.	1986, 87	McC Campbell, George	1932, 33, 34	Middlekauff, William	1923, 24, 27
Kuss, Ferdinand	1945	Logan, Kevin R.	1974, 75	McCann, George H.	1967, 68	Milby, Robert V.	1958, 59
Kynes, James H.	1972, 73, 74	Lomack, Tony	1986, 87, 88, 89	McCarron, Pat	1965, 66	Miles, Carlton	1989, 90, 91, 92
Kynes, James W., Jr.	1946, 47, 48, 49	Long, Buford E.	1950, 51, 52	McCarthy, Frank Allen	1982, 84, 85, 86	Miller, Drew	2004, 05, 06, 07
Kynes, Matt	2005	Loomis, H. E.	1917	McCarty, John	1936	Miller, H. M.	1945
Kynes, William L.	1975, 76	Loper, Gerald C.	1973, 74, 75	McCaslin, Eugene	1996, 97, 98, 99	Miller, Hugo	1942, 45
L		Lorenzo, Frank M.	1946, 47, 48, 49	McClellan, Broward	1930, 31	Miller, Leon Patrick	1982, 83, 84, 85
Lacer, John B.	1971, 72, 73	Lotspiech, A. A.	1913, 14, 15	McClendon, Willie A.	1988, 89, 90, 91	Miller, Steve	1981
Laczko, Kevin	1990	Lott, Anthonie	1993, 94, 95, 96	McClure, James	1957	Miller, Waring T.	1935
LaFavor, Tron	1999, 2000, 01, 02	Lowe, Pat	1994	McCollum, Jermaine	2003, 04, 05, 06	Mills, Bennie	2001
Lager, Willie	1962, 63	Lowman, Kenneth	1978	McCollum, Tremaine	2004, 05, 06	Mills, Ernie L.	1987, 88, 89, 90
Lake, Eddie	1992, 93, 94	Lucas, Leonard LaVann	1971	McCord, Guyte	1906	Mims, William O.	1942
Lamar, Johnny	2001, 02, 03	Lucey, Don T.	1958, 59	McCorkle, Sam	1993, 94, 95	Mincey, Jeremy	2005
Lamb, Doug	1966	Luckie, Dock	1977, 78, 79, 80	McCoun, Joseph C.	1971, 72, 73	Miranda, Victor R.	1957, 58, 60
Lamberth, Jason G.	1986, 87	Luczko, George	1975	McCoun, Matt	1997, 98, 99, 2000	Mitchell, Anthony	1996, 97, 98, 99
Lance, Robert F.	1954, 55	Lyle, Robert T., Jr.	1962, 63, 64	McCoy, Tony B.	1987, 88, 91	Mitchell, Carl	1939, 40, 41
Landry, John Adelard	1982	M		McCray, Daniel W.	1971	Mitchell, Charles F.	1955, 56, 57
Lane, Benny	1939, 40, 41	MacBeth, Jon L.	1958, 59, 60	McCray, Bobby	2001, 02, 03	Mitchell, Clint	2000, 02
Lane, Julian	1934, 35, 36	MacInnes, Henry A.	1984	McCray, Larentee	2008, 10, 11, 12	Mitchell, Dr. W. H.	1908
Lane, Thomas	1932, 33	Mack, Joe	1939, 40, 41	McCray, Xavier	1994, 95, 96	Mitchell, Fondren	1940, 41, 42
Lang, Broughton Keith	1981, 82, 83	Mack, Sam H.	1961, 62	McCullough, Todd	2001, 02, 04, 05	Mitchell, Jeff	1993, 94, 95, 96
Lang, William James	1986, 87, 88	Mack, Stephon	1989, 90	McDaniel, Ray	1939	Mitchell, Mo	2001, 02, 03, 04
Langelier, Kirby	1991	MacLean, Sydney W.	1962, 63, 64	McDonald, Carroll W.	1949, 50, 51	Mitchum, William J.	1950, 51
LaPete, Frank L.	1974, 75	Madigan, James	1932	McDonald, Ray	2003, 04, 05, 06	Mitz, Alonzo L.	1982, 83, 84, 85
LaPradd, Charles W.	1950, 51, 52	Madison, W.	1918	McDonald, Raymondo	1982, 83, 84, 85	Mobley, Dwayne	1993, 94, 95, 96
Lasky, Francis J.	1962, 63	Maggio, Phillip J.	1965, 66	McEwen, J. Milton	1928, 29, 30	Monk, Harold	1991, 92, 93
Lasky, Robert F.	1986	Mahood, Jack	1965, 66	McGhee, Warren	1937	Montgomery, Brian	1990
Lasmis, H. E.	1917	Maignan, Chris	2013	McGinty, Robert F.	1986, 87	Montsdeoca, Fred	1948, 49, 50
Latsko, Billy	2003, 04, 06	Maliska, Paul W.	1967, 68, 69	McGonigal, Elroy, E.	1956	Moody, Emmanuel	2008, 09, 10
Latsko, William	1940, 41, 42	Mallory, LeRoy T.	1971	McGowan, William A.	1950, 51	Moody, John	1908
Laurent, Eugene	1936	Malone, Kedra	1990, 92, 93, 94	McGrady, Willie J.	1987, 88	Moody, Thomas	1999, 2000, 01
Lavin, Charles G.	1933	Maloy, Bruce L.	1985	McGrew, Reggie	1996, 97, 98	Mooney, Ottis A.	1944, 45
Lawler, S. W., Jr.	1911, 12	Mangus, George	1991	McGriff, Lee C.	1972, 73, 74	Moore, Carl	2008, 10
Lawless, Richard B.	1972, 73, 74	Mann, Thomas D.	1967, 68	McGriff, Mark C.	1986, 87, 88	Moore, Eddy L.	1970, 71, 73
Lawrence, Raymond Eugene, Jr.	1980	Manning, C. W.	1910	McGriff, Perry C., Jr.	1958, 59	Moore, Kestahn	2005, 06, 07, 08
Lay, Kris	1991	Manning, Charles H.	1952, 53, 54	McGriff, Travis	1995, 96, 97, 98	Moore, Michael L.	1971, 72, 73
Leach, Matt	2001, 02, 03, 04	Manning, Ed, Jr.	1936, 37, 38	McIntosh, David	1967	Moore, Nathaniel	1972, 73
Leak, Chris	2003, 04, 05, 06	Manry, Daniel S., Jr.	1965	McIver, Larry L.	1954	Moore, Robert L.	1974, 75, 76
LeCount, Terry	1975, 76, 77	Manson, Markus	2005, 06, 07	McKeel, Frederick G.	1964, 66, 67	Moore, Tyler	2013
Lee, Darrell	2000, 01, 02, 03	Manuel, Marquand	1998, 99, 2000, 01	McKeever, Juan Devito	1980, 81, 82, 83	Moorer, Patrick J.	1986, 87, 88, 89
Lee, Eugene O.	1942	Marks, Chuck	1999	McKinnon, Kevin	1999, 2000	Morant, Tranell	2004
Lee, Herbert C.	1957	Marsh, Lawrence	2007, 08, 09, 10	McLean, Cecil	1932	Morgan, Jimmy S.	1962, 63
Lee, William L., Jr.	1969	Marshall, A. P.	1917	McLean, Kenneth	1944	Morgan, Kyle	2004, 05
Lemmens, Duke	2007, 08, 09, 10	Marshall, Scott R.	1981, 82, 83	McLellan, Jason	1988	Morgan, L. Z.	1918, 19
Lemon, Samuel	1976	Marshall, Wilber B.	1980, 81, 82, 83	McMillan, Clint	2004, 05, 06, 07	Morgan, Ralph	1946
Lenard, Gary W.	1976, 77	Martin, Bruce	1945	McMillan, R. Wendell	1970	Morgan, Robert E., II	1974, 75, 76
Lenfesty, Sidney G.	1933	Martin, Hubert B., Jr.	1952, 53, 54, 55	McMillan, Red	1908	Mornhinweg, Skyler	2013
Lennon, Steve M.	1985	Martin, Ingle	2002, 03	McMillian, Daniel	2013	Morrall, Matthew	1977, 78, 79
Leon, Anthony Thomas	1988	Martin, Richard C.	1953, 54	McMillian, Henry	1992, 93, 94	Morris, Billy F.	1950, 51, 52
Leonard, A. C.	2011	Massey, James Dorsey	1983, 84, 86, 87	McNabb, Dexter E.	1988, 89, 90, 91	Morris, John	1964
Lerner, David	2011	Matheny, Charles	1933, 35	McNeal, Raymond	1941	Morris, Kyle S.	1988, 90
Lescano, Pepe J.	1987	Matthews, Jack	1923	McNeely, Michael	2011, 13	Morris, R. Larry	1970, 72
Lewis, Demetrius	1996, 97, 98, 99	Matthews, Lynn	1963, 64, 65	McRae, W. A.	1928, 29, 30	Morris, Terry E.	1966, 67, 68
Lewis, Lazarous	1947, 48, 49	Matthews, Shane	1990, 91, 92	McRae, Walter A., Jr.	1941, 42	Morrison, Antonio	2012, 13
Lewis, Reggie	2003, 04, 05, 06	May, Aurist	1951, 52, 53	McTague, Joseph	1982	Morrison, Sherwood C.	1972, 73, 74
Libertore, L. P., Jr.	1960, 61, 62	May, Jon M.	1956	McTheny, Guy C.	1967, 68, 69	Mortellaro, Paul	1944, 45, 46, 47
Lightbown, Lynn E.	1937, 38	Mayberry, Walter	1935, 36, 37	Medder, Carlton	2005, 06, 07	Morton, Sean	2002, 03
Lightsey, Spec	1923, 24	Maye, Marcus	2013	Medigan, James	1932	Moseley, G. R.	1913, 14
Lilly, Robert Anthony	1980, 81, 82, 83	Maynard, Jack	1937	Medved, George P.	1953	Moss, Jarvis	2005, 06
Lingard, Howard	2003	Maynard, Zollie	1934, 35	Meisch, Edmond	1920	Moten, Mike	1995, 96, 97
Link, Art	1997	Maynor, James M.	1974, 75, 76	Merrin, George	1925, 26	Moten, Ronald Edwin	1982, 84, 85, 86
Litherland, C. J.	1931	McAndrew, James B.	1986, 87	Merrin, J. F.	1919, 20, 21	Mounts, Mervin	1921, 22
Little, David Lamar	1977, 78, 79, 80	McAnley, Herbert	1933, 35	Merrin, Joe	1923, 24	Moye, George	1932, 33, 34
Lively, Jonathan	2001	McBride, William A.	1968	Merritt, G.	1912	Moyle, Jon Cameron	1980, 81, 82, 83
Livingston, Archibald	1925	McCallister, Alex	2013	Meyers, Glenn S.	1981	Mueth, Robert H.	1952
Lockett, Thomas E.	1984, 85	McCall, Wayne C.	1965, 66, 67	Mickell, Darren	1990, 91	Mularkey, Michael R.	1980, 81, 82
Lockhart, Welton P.	1953, 54	McCallister, Frederick M.	1980, 81, 82, 83	Midden, Mark B.	1977, 78	Mulberry, Ricky L.	1984, 85, 86, 87
				Midden, Ray E.	1955, 56, 57	Mulcahy, James	1937
				Middlekauff, Walter	1933, 34, 35	Mulliniks, Bruce A.	1974, 75, 76

Mullins, L. D.	1936, 37, 38
Muniz, Frank L.	1946
Munroe, Dorian	2006, 07
Murphree, John A. H.	1923, 24
Murphy, Alvin D.	1962, 63, 64
Murphy, Louis	2005, 06, 07, 08
Murphy, Tyler	2013
Murray, Mark A.	1987, 88, 89, 90
Myles, Godfrey C.	1988, 89, 90

N

Nabavi, David	1993, 94, 95, 96
Nadone, David Michael	1983, 84
Nalls, Ronnie	1961, 62
Nappy, Eric	2006
Nattiel, Mike	1999, 2000, 01, 02
Nattiel, Ricky R.	1983, 84, 85, 86
Natyshak, John	1948, 49
Neal, Frankie Leon	1983, 84, 85
Neal, Keanu	2013
Neely, Glenn M.	1987, 88, 89, 90
Neilson, Alfred	1906
Nelson, David	2007, 08, 09
Nelson, Reggie	2005, 06
Nelson, William John	1983, 84
Newbern, William A.	1956, 57, 58
Newcomer, Gerald C.	1962, 63, 64
Newell, Kyle	2006, 07, 08
Newman, Andy	1987, 90
Newman, Mark L.	1976
Newmeyer, Jimmy	2005
Newton, Cameron	2007
Newton, R. D.	1921, 22, 23, 24
Newton, Timothy Reginald	1981, 82, 83, 84
Nichols, Jack C.	1950, 51, 52
Nichols, Johnny R.	1988, 89, 90, 91
Nicoletto, Joseph B.	1985, 86, 87, 88
Nixon, Xavier	2009, 10, 11, 12
Nolan, Jimmy	1928, 29, 30
Norfleet, Joe	1930, 31
Norris, Dwayne	2004
Norris, Kenneth L.	1959, 60
North, Merle	1930, 31
Norton, Clyde	1923, 24, 25
Norton, Oscar H.	1918, 19, 20
Norwood, David Anthony	1980
Norwood, Lester	1998, 99, 2000, 02
Nugent, William S.	1972, 73
Nunn, Shawn	1993, 94, 95, 96

O

O'Brien, Jack E.	1951, 52, 53
O'Donnell, James D.	1961, 62, 63
Occhiuzzi, Anthony	1945
Ochab, Larry	1979, 80
Odham, Glenn	1945
Odom, Gerald S.	1960, 62, 63
Odom, Gerald S., Jr.	1987, 88, 89, 90
Odom, Jason	1992, 93, 94, 95
Odom, Walter Amos	1983, 84, 87
Okine, Earl	2010, 11, 12
Oliva, John E.	1961
Oliver, Louis	1985, 86, 87, 88
Oliver, Marquette D.	1989, 90, 91, 92
Oosterhoudt, Frank	1924, 26
Oosterhoudt, Sam	1950, 51, 52
Oquendo-Johnson, Marcus	1999, 2000, 01, 02

Orr, Leon	2011, 12, 13
Ortega, Ralph	1972, 73, 74
Osgood, Simon	1931
Oswald, Douglas H.	1948, 49
Overman, C. H.	1909
Owens, Daryl	1997, 98, 99, 2000
Owens, George	1936
Owens, Tom	1926, 27, 28
Oxford, James	1936, 37

P

Pace, Dick	1947, 50
Padgett, Aubrey G., Jr.	1972, 73
Page, Edward E.	1959, 60
Palahach, Michael	1969
Palmer, Jesse	1997, 98, 99, 2000
Palmer, Sorola	1992, 93, 94, 95
Pappas, Geoff T.	1988
Pappas, Jackie L.	1950, 51
Parham, Duncan A.	1984
Parham, Harry	1940, 41
Parker, Joseph L.	1971, 72, 73
Parker, Kenny	2000, 03, 04
Parker, Major	2001
Parker, Paul	1908
Parker, Paul P.	1972, 73
Parker, W. E.	1948
Parker, Wendell C.	1946, 47, 48
Parnell, Ed	1952
Parnell, Edward	1929, 30, 31
Parnell, Sidney	1938, 40
Parrish, Alvin L.	1975, 76
Parrish, Bernie P.	1956, 57
Partin, Walter D.	1958, 59, 60
Pasteris, Joseph D.	1966, 67
Patchan, Matt	2008, 09, 11
Patchen, Patrick N.	1958, 59, 60
Patella, Jay	2005
Patrick, Lawrence H.	1980, 81, 82
Patsy, John	1950, 51
Patton, Solomon	2010, 11, 12, 13
Paul, Moise	2007
Paulk, Tim	1988, 89, 90, 91
Paulson, Gunnar F.	1969
Payne, W.D.	1916
Peace, Wayne Lamar	1980, 81, 82, 83
Peacock, Harold E.	1968
Pearson, James F.	1961, 62, 63
Pearson, Matt	1992, 93, 94, 95
Pearson, Mike	1999, 2000, 01
Peddie, Thomas Monroe	1983, 84, 85
Peek, David H.	1970, 71
Peek, Eugene G.	1967, 68
Peek, Scott	2012
Peek, Scott I.	1951
Peek, Scott I., Jr.	1977
Pelham, Louis D.	1956, 57
Pennington, Fonia	1936, 37
Pennington, Leon Tyrone	1982, 83, 84, 85
Perez, Carlos	2000, 01, 02, 03
Perez, Ron	1992
Perkins, Chris Edwards	1983, 84
Perry, Carl E.	1916, 19, 20, 21
Perry, Darryl L.	1989
Perry, Henry	1921
Perry, Herbert E.	1987, 88
Perry, Jason	1996, 97
Perry, Scott	1993, 94

Peters, Anton B., Jr	1961, 62
Petersen, Gary L.	1970, 71
Peterson, Mike	1995, 96, 97, 98
Petry, Richard	1949, 50, 51, 52
Pettee, Roger	1962, 63, 64
Petty, Richard A.	1950, 51
Pharr, George M.	1945
Pharr, Philip	1978, 79, 80
Pheil, Clarence E.	1929, 30, 31
Phillips, Brad	2011, 13
Phillips, James C.	1978
Phillips, Jonathan	2005, 08, 09
Pickels, Richard C.	1957
Pierre-Louis, Wondy	2006, 07, 08, 09
Pilcher, Ray C., Jr.	1970, 71
Piller, Zach	1996, 97, 98
Pinner, Patrick E.	1985, 86, 87
Pintado, Chris	2009
Piombo, John	1938, 39, 40
Piotrowicz, Matt	2001, 02, 03, 04
Pippin, Charles	1966
Pittman, Latroy	2012, 13
Pittman, O. W.	1924
Pittman, Thomas	2000
Platt, Eugene A.	1942
Platt, Harry T., Jr.	1941, 42
Pleasants, Gordon	1979, 80
Pless, Glenn	1927
Plonk, Daniel Warren	1979, 80, 81, 82
Poe, Alan	1964, 65
Poff, William D.	1970, 71, 72
Pokorny, Doug	2006
Pollard, Dock	1996, 97
Pomeroy, Stewart	1921, 22, 23
Poole, Brian	2012, 13
Porch, Ben	1935
Portale, Joseph J.	1976, 77, 78
Posey, David E.	1973, 74, 75, 76
Poucher, Gordon L.	1950
Pouncey, Maurkice	2007, 08, 09
Pouncey, Mike	2007, 08, 09, 10
Pouncy, Carlton	1991, 95
Pounds, Hoyle	1911, 12
Powell, Brad	1968, 69, 70
Powell, Phil	1979
Powell, Jeremi	2013
Powell, Ronald	2010, 11, 13
Pracek, Robert L.	1959
Pratt, E. A.	1942
Pratt, James Phillip	1982
Pratt, Kyle	2008
Pratt, Ralph C., Jr.	1976, 78, 79
Preston, John H.	1964, 65, 66
Price, Carl A.	1924
Price, J. C.	1912
Price, T. E.	1909, 11, 13
Pridemore, T.J.	2009
Priest, Ernest	1934
Prioleau, Carl Walker	1979, 80
Proctor, Carlos	1929, 30
Proctor, Ralph E.	1925
Provancha, Christian	2013
Puleston, Charles	1906
Pupello, Joseph C.	1974, 75, 76
Purcell	1909
Purcell, Robert E.	1955
Purifoy, Loucheiz	2011, 12, 13
Pursell, Ron	1964, 65

Q

Quinn, Reed G.	1951, 52
----------------	----------

R

Raasch, Ezra	1924
Raborn, W. W.	1946
Radar, Ralph	1906, 08
Rainey, Chris	2008, 09, 10, 11
Ramsdell, A. W.	1913, 14, 15
Ramsey, James	1930
Ramsey, Watson	1938
Randolph, Kelvin	1990, 91, 92, 93
Ratliff, Keiwan	2000, 01, 02, 03
Rawls, Dr. James A., Jr.	1951
Rawls, Vernon C.	1926
Rayborn, William	1941, 42, 46
Rayburn, Scott	1973, 74, 75, 76
Raymond, Robert John	1983, 84
Reaves, Thomas "John"	1969, 70, 71
Rebol, Richard	1968, 69
Reddell, Billy	1951
Redmond, John J.	1979, 80, 81, 82
Reed, Jordan	2010, 11, 12
Reen, Patrick	1938, 40
Reeves, A. J.	1950, 51
Reeves, Alex	1927, 28, 29
Register, Michael A.	1986
Reid, A. L.	1914
Renfoe, W.	1921
Rentz, Ralph L.	1966, 67, 68
Reuter, Jeff S.	1987, 88
Revels, James C., III	1971, 72, 73
Reynolds, Chris	1999, 2000, 01, 02
Reynolds, Clifton	1986, 87, 88
Reynolds, Joe	1975
Reynolds, Ted	1991
Rhett, Errict	1990, 91, 92, 93
Rhine, Alan	1999, 2000
Rhyne, James R.	1958, 59
Rich, Michael L.	1969, 70, 71
Richards, Henry	1931
Richards, James T.	1973, 74, 75
Richardson, Huey L.	1987, 88, 89, 90
Richardson, Jamie	1996, 97
Richart, Larry	1998
Richbourg, William B.	1962, 63, 64
Rickerson, Jacques	2007
Rickett, Robert	1933, 34
Ricketts, Mike	1979, 80
Riggins, Anthony	1992, 93, 94
Riggs, Cody	2010, 11, 13
Ringgold, Donald W.	1960, 61
Ripley, Wayne	1926
Rissler, Steve	2003, 04, 05, 06
Ritch, Wyley	1995, 96, 97
Rittgers, Rex Von	1966
Roberson, Marcus	2011, 12, 13
Roberts, Charles A.	1956, 57, 58
Roberts, Rob	1998, 99, 2000, 01
Robey, Sam	2009, 10, 11, 12
Robinson, Darryon	2006
Robinson, Demarcus	2013
Robinson, Ed	1990, 91, 92, 93
Robinson, Harold	1933
Robinson, James	1946
Robinson, John L.	1987
Robinson, Leffie F.	1952, 54

LETTERWINNERS

Robinson, Rocky	1970	Scott, Ian	2000, 01, 02	Smith, Robert D.	1954	Sutton, Clifford	1946, 47, 48, 49
Robinson, Tony L.	1977, 78	Scott, Ivan W.	1921, 22	Smith, Ryan	2006	Sutton, John	1912, 13
Robinson, W. M.	1921, 22, 23	Scott, James	1925	Smith, Thomas R., Jr.	1959, 60, 61	Sutton, Yancey M.	1978, 79, 80
Robinson, William B.	1941	Scott, John L.	1985	Smith, W. Lawrence	1966, 67, 68	Swafford, Donald L.	1976, 77, 78
Robles, O. S.	1915, 16	Scott, Laurence C.	1952, 53, 54	Smoak, D. Frank	1938, 39, 40	Swain, David	1991, 92, 93, 94
Rodgers, Willie	1995, 96, 97	Scott, Tom	1938, 39	Smojver, Walter "Wally"	1980	Swanson, E.	1919
Rogero, A. L.	1930, 31	Scott, William R.	1940	Snead, Willis L.	1987, 88	Swanson, R. M.	1920, 21
Rogers, Charles B.	1932, 33, 34	Seager, Mark A.	1987	Sneed, Neal	1964, 65	Swanson, T. J.	1910, 11, 13, 14
Rolle, Arpedge	1999, 2000, 01, 02	Seal, Howard K.	1974	Snell, Ray	2001, 02	Swanz, Robert J.	1975, 76, 77
Rolle, Garrison Anthony	1982, 83, 84	Seals, Roger K.	1959, 60	Snell, Shannon	2000, 01, 02, 03	Swink, P. C.	1917
Rone, George H. "Hank"	1989	Sears, Edwin R.	1955, 56, 57	Sorenson, Douglas	1969, 70, 71	Symank, John R.	1955, 56
Rood, R. S.	1916	Seay, Homer	1929, 30, 31	Sorrentino, Joey	2007, 08, 09		
Root, Charles	1934, 35, 36	Senterfitt, Donald R.	1959, 60	Sparkman, James K.	1914, 15, 16, 17		
Rose, J. R.	1924	Sever, Tyson L.	1972, 73, 74	Spears, Harry G.	1953, 56	T	
Rosenhouse, M.	1921	Sever, William G.	1973, 74	Speer, Del A.	1989, 90, 91, 92	Taggart, George E.	1970
Rosenthal, J. D.	1916	Sewell	1918	Speer, James H.	1987, 88, 89, 90	Talbot, Randy W.	1972, 73, 74
Ross, Hugh A.	1944	Seymour, Harold D.	1964, 65	Spencer, James A. "Jimmy"	1988, 89, 90	Talcott, Brendt	2001
Ross, Ira Joseph	1954	Seymour, Kenneth E.	1957	Spiers, W. H.	1931	Tannen, Steven O.	1967, 68, 69
Ross, Taras	1995, 96, 97	Shackelford, T. W.	1910	Spierto, John M.	1986, 87, 88	Tanner, Clarke	1992
Roth, Jeffery Neil	1985, 86, 87, 88	Shands, A. G.	1913	Spikes, Brandon	2006, 07, 08, 09	Taotoai, Iloosa "Josh"	1989
Roubles, O. S.	1916	Shands, Jim	1907	Splane, T. Douglas	1965, 66, 67	Tartt, Jim	2005, 06, 07, 08
Rountree, James W.	1955, 56, 57	Shands, William A.	1908	Spurrier, Stephen O.	1964, 65, 66	Tate, Charlie	1939, 40, 41
Rowe, Harold	1934, 35, 36	Shannon, Thomas J., Jr.	1962, 63, 64	Stacy, Curtis Dale	1982, 83, 84, 85	Tatum, Earl	1956
Rowe, Richard L.	1950	Shearer, Welcome	1932, 33, 34	Stadler, John	1929	Tatum, Jim	1956
Rowell, Tony D.	1988, 89, 90, 91	Sheer, Thomas L.	1956, 57, 58	Stamper, Ryan	2007, 08, 09	Taussig, Greg	2008
Rowley, Butch	2006, 07, 08	Sheppard, Joseph E.	1971, 72	Stanfield, Michael D.	1972, 73, 74	Taylor, Earl A.	1908, 10, 11, 12
Royal, Bryan	2004, 05	Sheppard, Lito	1999, 2000, 01	Stanley, Dennis K.	1926, 27, 28	Taylor, Fred	1994, 95, 96, 97
Royal, Robert D., Jr.	1958, 59, 60	Shipp, Steve	1998	Stanley, Reggie	1989	Taylor, J.	1908
Rozell, Frederick E.	1950	Shorter, N. W.	1910	Stanley, Will A.	1925	Taylor, James J.	1952
Ruland, Ryan	1990, 91, 92, 93	Shouse, A. G.	1933, 34	Stanly, George	1921	Taylor, Kelvin	2013
Rushing, Dewell	1944, 47	Showers, Shea	1993, 94, 95, 96	Stanly, Richard L.	1921	Taylor, Kent	2012
Rushing, George	1991, 92	Showers, Valdez	2012, 13	Staples, Russell F.	1961, 62	Taylor, Michael	2011, 12, 13
Russell, Kenneth W.	1962, 63, 64	Shrivane, Britt E.	1967, 68, 69	Starbuck, Hal	1932, 33, 34	Taylor, Ryan	1990, 91, 92, 93
Ruth, Richard E.	1976, 77	Sibbald, Roger Dwayne	1980, 82, 83, 84	Stark, William D.	1932, 33, 34	Taylor, Ted	1938
Rutledge, Eric	2004, 05, 06, 07	Sikes, Michael D.	1956	Starkey, David B.	1972, 73	Taylor, Travis	1997, 98, 99
Rutledge, Johnny	1995, 96, 97, 98	Silberman, Ian	2011, 12, 13	Starks, Max	2000, 01, 02, 03	Teague, Matt	1995, 96
S		Siler, Brandon	2004, 05, 06	Starling, Bruce C.	1960, 61, 62	Tebow, Tim	2006, 07, 08, 09
Sanders, J. L.	1930, 31	Sills, Kevin W.	1985, 87, 88	Starowsky, Richard K.	1987, 88, 89	Teeler, Dan B.	1987
Sanders, Terron	2008, 09, 10	Silman, John S.	1970	Steele, Jimmy	1928, 29, 30	Tennell, Gregory L. V.	1975, 77
Santille, D. Michael	1966	Silsby, Link W.	1929, 30, 31	Steen, Malcolm E.	1967, 68, 69	Tenney, Louis E.	1910, 11, 12, 13
Sapp, E. B., Jr.	1944, 45	Simmons, Stacey A.	1986, 87, 88	Steinmann, William	2009, 10, 11	Thomas, Bryan	2007
Sarra, Lamar	1924, 25, 26	Simpson, Clay	1931, 32	Stephens, G. H.	1960	Thomas, Clarence S.	1917, 19
Sarris, George T.	1952	Simpson, Jackie M.	1953, 54, 55, 56	Stephens, Jimmy Ray	1973, 75, 76	Thomas, Dwayne	1995, 96, 97
Sauers, Robert	1939, 40	Sims, Robert B.	1986, 87	Stephens, Robert L.	1971	Thomas, Gary	1963, 64, 65
Sauls, Charles F.	1928, 29, 30	Sims, Teddy	1997, 98, 99	Stephens, Tony R.	1976, 77, 78	Thomas, Harvey L.	1988, 89, 91, 92
Saunders, De'Ante "Pop"	2011, 12	Sinardi, Nick J.	1969	Stephens, William B.	1935	Thomas, Marcus	2003, 04, 05
Savelio, Bryan	2001, 02	Sitter, Matt	2001	Stephenson, George K.	1966	Thomas, Owen J.	1951
Sawyer, Ross C.	1905	Skalaski, Charles W., III	1976, 77	Stevens, Kent S.	1950, 52	Thomas, Philip E.	1921
Scarborough, Earl	1945	Skelly, Richard J.	1960	Stevenson, Robby	1995, 96, 97	Thompson, Charlie	1906, 08
Scarborough, Truman C.	1935	Skinner, Ian	1997, 98	Stewart, Graham	2011	Thompson, Chris	2013
Scavella, Sam P.	1989, 91	Skoldowski, Ziggy	1945	Stewart, Jack	1924, 25, 26	Thompson, Colin	2013
Schanbacher, Stephen F.	1977	Slack, Arthur R.	1958, 59, 60	Stipe, Steven D.	1984, 85, 86	Thompson, Deonte	2008, 09, 10, 11
Schiralli, Nick	1996, 97, 98, 99	Small, O.J.	2001, 02, 03, 04	Stockton, C. A.	1915, 16	Thompson, Harry W.	1914, 15
Schirmer, Ernest	1932	Smith, Andrew Walter	1981	Stolz, Charles	1932, 33, 34	Thompson, Jack B., III	1961, 62, 63
Schmidt, Carl F.	1970	Smith, Cedric D.	1986, 87, 88, 89	Stone, Brian	2001	Thompson, John C.	1960
Schmidt, Robert	1944	Smith, Charles E.	1950	Stone, W. E.	1917	Thompson, Markell	2004
Schmieder, Shawn	2010	Smith, Dexter A.	1989, 90, 91, 92	Stoner, Ronald E.	1961	Thompson, Tim E.	1974
Schnebley, John M.	1969, 70, 71	Smith, Douglas Earl	1980, 82	Storey, Matt	1979	Thorton, Skyler	2003, 04
Schottenheimer, Brian	1994, 95, 96	Smith, Emmitt J.	1987, 88, 89	Storter, Neil S.	1909, 10, 11	Thrasher, Leon	1909
Schroeder, Douglas W.	1976, 77, 78	Smith, Glenn	1944	Story, Deac	1995, 96, 97, 98	Thurman, Trip	2013
Schucht, Hubert	1934, 35	Smith, Horace	1923, 24	Strange, Erik	1998, 99, 2000, 01	Tinny, Donald Frederick	1983, 84, 85
Schulet, Scott A.	1975, 76	Smith, James	2005, 06, 07, 08	Sturgis, Caleb	2008, 09, 11, 12	Todd, Edgar R.	1924, 25
Schultheis, Arthur L., Jr. "Buddy"	1980, 81, 82, 83	Smith, James	1949	Subers, James Innes	1978, 79, 80	Tolbert, H. L.	1921
Schuman, Carl	1932, 33	Smith, John G.	1938, 39	Sullivan, Alonzo L.	1988, 89, 90, 91	Tolliver, Collie, Jr.	1981
Schutz, Fred W.	1956, 58	Smith, Johnny Wayne	1980	Sullivan, George T.	1975	Tookes, Kenneth	2004, 05, 06
Schwartzburg, Jim H.	1952, 53, 54	Smith, Lex	1989, 91, 92	Sullivan, Haywood C.	1950, 51	Totten, Mark A.	1975, 76, 77
Scott, Guss	2000, 01, 02, 03	Smith, Linzey T.	1984	Summers, Jacob A.	1972, 73, 74	Townsend, Johnny	2013
		Smith, Michael B.	1973, 74, 75	Sumner, Kenneth M.	1951, 52	Trammell, Allen R., Jr.	1963, 64, 65
		Smith, Mills	1927	Sutherland, George	1942, 46	Trapp, Richard E.	1965, 66, 67

Trattou, Justin	2007, 08, 09, 10
Trautwein, Phillip	2004, 05, 06, 08
Travis, Larry L.	1960, 61, 62
Treadgold, R. 1.	1931, 32
Tribble, Keith R.	1974, 75, 76
Trimble, Barnard Scott	1982, 83, 84
Troupe, Ben	2000, 01, 02, 03
Trueheart, Harold S., Jr.	1961, 62
Tucker, Charles	1926, 27
Tucker, D. A.	1916
Tucker, John	1964
Turman, Lloyd A.	1967, 68
Turner, Jess L.	1931
Turner, James M.	1944
Turner, William E.	1946, 47, 48, 49
Turner, William F.	1933, 34, 35

U

Uspensky, Michael N.	1969
----------------------	------

V

Vaccaro, Gaspar V.	1946, 47, 48, 49
Van Camp, R. K.	1914
Van Fleet, Richard	1908
Van Sickel, Dale	1927, 28, 29
Van Wie, Donnie	1979
Vandergriff, I. H.	1920
Vangelas, Thomas	1945
Vargecko, Paul J.	1959, 60, 61
Vaughan, Bruce Allen	1980, 81, 82, 83
Vaughn, Lane W.	1974
Vaughn, Sidney	1945
Velez, Francisco	2013
Vetter, Emerson	1939
Vickery, Charles	1929
Vidal, James H.	1908
Vinesett, Jerry D.	1968, 69, 70
Visser, Robert H.	1955
Voor, Joseph B.	1978
Vorwerk, Joseph G.	1986, 87
Vosloh, Robert P.	1954, 55, 56

W

Wabbersen, Chuck	1989, 90
Wages, Harmon L.	1965, 66, 67
Waggner, J. A.	1910
Wahlberg, Joel D.	1956, 57
Waldron, Jesse C.	1931
Walker, Aaron	1999, 2000, 01, 02
Walker, Barry S.	1977, 78
Walker, Garry L.	1968, 69, 70
Walker, Ion	1926, 27
Walker, Jimtavis	2003
Walker, Kenyatta	1998, 99, 2000
Walker, L. B.	1938
Walker, Tom B.	1936, 37, 38
Walker, W. S.	1909
Walton, Kavin	1994, 95, 96
Walton, W. L.	1938, 39, 40
Warbritton, William R.	1970
Ware, Charles E.	1950, 51, 52
Ware, Melton	1934
Warner, Edwin R.	1966
Warner, Henry	1919
Warren, Cedric	1997
Warren, Gerard	1998, 99, 2000

Warren, W. T.	1934, 35, 36
Washington, Nick	2013
Washington, Tavares	2005
Wasielewski, David	1998, 99
Waters, Anthony N.	1977, 78
Waters, Dale	1928, 29, 30
Watkins, Jason	2006, 07, 08
Watkins, Jaylen	2010, 11, 12, 13
Watkins, Kerry	1986, 87, 88, 89
Watson, Glen	2010
Watson, Jim	1990, 91, 92
Watson, Richard O.	1952
Waxman, Mike	1964, 65
Weary, Fred	1994, 95, 96, 97
Webb, Demetrice	2003, 04, 05
Webster, H. Allison	1947
Webster, W. J.	1951
Wehking, Robert J.	1959, 60, 61
Welch, James J.	1969
Welles, Frank	1936
Wells, Kirk	1999, 2000, 01
Wells, Orian, Sr.	1916, 17
Wenger, Dan	2011
Wesley, Larry E.	1954, 55, 56
Westbrook, Jack E.	1958, 59
Westbrook, Marquis	1999, 2000, 01, 02
Westbrook, Tevin	2011, 12, 13
Wester, William J.	1951
Weston, Rhondy	1985, 86, 87, 88
Whatley, John	1964, 65
Whiddon, Clifford	1937
Whittaker, Jeff	2004
White, Adrian D.	1984, 85, 86, 88
White, Arthur	1984, 85, 88
White, Brian	1992
White, Curtis	1988
White, Jack	1944, 45, 46
White, Mark V.	1988, 89, 90, 91
White, Paul E.	1959, 60, 61
White, Will D.	1989, 90, 91, 92
Whited, Rod	1991, 92
Whitehead, James Orlin	1954
Whitehurst, Adam	1993
Whittaker, Glenn	1925
Whittaker, John Lee	1980, 82
Whittington, Arling	1944
Wickline, Gregory Joe	1978, 79, 80
Wiechmann, Bret N.	1983, 84, 85, 86
Wiegmann, Thomas John	1980, 81, 82
Wiggins, Lloyd G.	1970
Wilbur, Eric	2003, 04, 05, 06
Wildier, Willie B.	1975, 76, 77
Wildman, Charles F.	1973, 75
Wilkinson, S.A.	1915, 16, 17
Wilks, Steven	2009, 10
William, Buton C.	1923, 24, 25
Williams, Alan K.	1976, 77
Williams, Angus	1945, 48, 49, 50
Williams, Anthony C.	1984, 85, 86, 87
Williams, Bill	1936, 37
Williams, Bobby	2001
Williams, Burton C.	1964, 65
Williams, Charles	1974, 75, 76, 77
Williams, Charles Broughton	1942, 46
Williams, Daniel M.	1969, 70
Williams, David W.	1985, 86, 87, 88
Williams, Derald L.	1980
Williams, Donald E.	1968, 69, 70
Williams, Elijah	1994, 95, 96, 97

Williams, Hal	1986
Williams, Jarvis E.	1984, 85, 86, 87
Williams, John D.	1972, 73, 75
Williams, John L.	1982, 83, 84, 85
Williams, Justin	2007, 08, 09, 10
Williams, Keith Carnell	1982, 84, 85, 86
Williams, Mon	2006
Williams, R. L. "Ricky"	1981, 82, 83, 84
Williams, Roderic M.	1973, 74, 75
Williams, Terry Claitte	1980
Williams, Wayne D.	1985, 86, 87, 88
Williamson, D.	1930, 31
Williamson, H. E.	1932
Williamson, Kendrick W.	1957, 58, 59
Williamson, Larry C.	1989
Williamson, Mike	2009
Willis, Alex	1998, 99, 2000
Willis, Kenneth	1935, 36, 37
Wilsky, C.	1921
Wilson, C.	1921
Wilson, James	2008, 09, 11, 12
Wilson, R. Borden	1912
Wilson, Ronnie	2006
Windham, Joseph N.	1954, 57, 58
Wing, Harry Fannin	1952
Winne, Ross W., Jr.	1952, 53, 54
Winters, Alex P.	1975
Wise, Scott	1998
Wolfe, Stanley	1928
Wood, G. Pierce	1916
Wood, Sidney	1942
Worthington, Wes	2000
Woulard, Darrell B.	1986, 87
Wright, Arthur J.	1951, 52, 53
Wright, Charlie	1986, 87, 88
Wright, David A.	1975, 78, 77
Wright, Joe L.	1950
Wright, Lawrence	1993, 94, 95, 96
Wright, Major	2007, 08, 09
Wright, Weldon	1945
Wuerffel, Danny	1993, 94, 95, 96
Wunderly, Joseph A.	1973, 74
Wuthrich, E. B.	1917, 18, 19, 21
Wynn, DeShawn	2003, 04, 05, 06
Wynn, Milton	1944

X

Xynidis, Jon	1995, 96, 97
--------------	--------------

Y

Yancey, Hervey	1930
Yancey, James	1947, 48, 49
Yancey, James M.	1969, 70, 71
Yancey, Malcom	1919
Yarbrough, Corey	1996, 97, 98, 99
Yarbrough, James	1966, 67, 68
Yeats, James M.	1955, 56, 57
Yepremian, Berj S.	1977, 78
Yinshanis, Frank	1938
Yon, E. M.	1914, 15
York, M. E.	1952
Young, Billy	1997, 98, 99
Young, David	2009, 11
Young, Donnie	1993, 94, 95, 96
Young, James W.	1959, 60, 61
Young, Kurt B.	1988, 90
Young, Tyrone D.	1979, 80, 81, 82

Youngblood, Herbert I. "Jack"	1968, 69, 70
Younkin, Michael	1996, 97, 98, 99

Z

Zedalis, Zac	1997, 98, 99, 2001
Zimmerman, Jeffrey Alan	1983, 84, 85, 86
Zukley, Jack E.	1975, 77

DR. J. BERNARD MACHEN

UNIVERSITY PRESIDENT

In more than a decade as president of the University of Florida, Bernie Machen has grown and enhanced every aspect of the university while putting it on a path to rise among the best public universities in the nation.

President Machen has expanded UF's research operation, elevated its educational programs and increased access for students from a diversity of economic backgrounds. He has bolstered the university's commitment to innovation, grown its endowment, and led a noted universitywide sustainability initiative.

Additionally, in 2013, President Machen launched UF on the nearly \$1 billion UF Preeminence Plan. The plan will fill new positions for at least 100 faculty members, establish more than 100 new endowed chairs and professorships, and upgrade research and education facilities across campus. Focused on bringing on board midcareer and eminent faculty, the new plan is supported by \$150 million in combined state-university dollars and an \$800 million fundraising campaign.

Other milestones of President Machen's tenure include:

- Growth in annual university research funding from \$470 million in 2003-04 to \$641 million in fiscal year 2013.

- More than 3.1 million square feet in new construction on campus, including more than 628,000 square feet of new research space.

- Completion of UF's \$1.7 billion capital campaign, at the time the sixth-largest public university campaign in history.

- The Machen Florida Opportunity Scholars Program, enabling the enrollment of more than 2,900 low-income students who are the first in their families to attend college, with about 1,500 graduates so far.

- Development of the 40-acre public private partnership known as Innovation Square and creation of the Innovation Hub technology incubator, now housing more than two dozen UF spinoffs.

- Creation of the Bob Graham Center for Public Service, Claude D. Pepper Older Americans Independence Center, the UF Water Institute and other key university institutes and centers.

President Machen also significantly strengthened UF's hospital and health science research operations, bringing together the UF Health Science Center and Shands Hospital under UF Health. He has added several major new medical research and care facilities, including the Biomedical Sciences Building, the Clinical and Translational Research Building and the UF Health Cancer Center. And he launched UF's first major medical research facility outside Gainesville, the UF

Research and Academic Center at Lake Nona's Medical City near Orlando.

His educational enhancements include the spring-summer Innovation Academy for entrepreneurially-minded undergraduates; "What is The Good Life?", the first class in a new undergraduate curriculum; and the launch of UF Online, one of the first programs in the nation to offer four-year fully online undergraduate degrees.

Prior to his arrival at UF, President Machen served for six years as president of the University of Utah, where he is credited with expanding the university's health sciences program, stabilizing the university's finances and bolstering diversity.

From 1995 to 1997, he was provost and executive vice president for academic affairs at the University of Michigan, and from 1989 until 1995, he served as dean of Michigan's School of Dentistry. From 1983 to 1989, he was professor and associate dean at the University of North Carolina Chapel Hill's School of Dentistry.

President Machen is a past president of the American Association of Dental Schools. He also served as a member of the board of trustees of the Salt Lake Olympic Organizing Committee. His additional positions in national higher education leadership include serving as a member of the National Security Higher Education Advisory Board; chairing the board of directors of the National Campus Compact and serving as president of the executive committee of the Southeastern Conference and chair of the Southeastern Conference Academic Consortium.

A native of Greenwood, Miss., President Machen grew up in St. Louis. After attending Vanderbilt University for his undergraduate studies, he earned his doctor of dental surgery degree from St. Louis University and his master's degree in pediatric dentistry and doctorate in educational psychology from the University of Iowa. He and his wife, Chris, a former neonatal intensive care nurse, have two sons, a daughter, and four grandchildren.



2013-14 UNIVERSITY OF FLORIDA ATHLETICS ASSOCIATION BOARD OF DIRECTORS

The University Athletic Association, Inc. (UAA, Inc.) is governed by a Board of Directors. That board has the final say on policies, procedures and the budget. Two-thirds of the UAA, Inc. Board of Directors is composed of University of Florida administrators and faculty members. More specifically, the Board consists of the University president, the provost, the vice president of administrative affairs, two presidentially-appointed faculty members, the athletics director, the chairman of the Board of Trustees or his designee, the Gator Boosters, Inc. President or his designee, two students and two alumni representatives.

Ms. Christina Bonarrigo, Student Representative

Mr. Gary Condron, Alumni Representative (UAA Treasurer)

Dr. Dan Connaughton, Faculty Representative

Mr. James W. Heavener, Board of Trustees Representative (Former Booster President)

Mr. Brad deBorde, Student Representative

Mr. Andy Fawbush, Alumni Representative (UAA Board President)

Mr. J. Rex Farris III, Gator Booster President

Dr. Joe Glover, Sr. Univ. Admin., UF Provost & Sr. VP

Dr. Bernie Machen, UF President

Dr. Andrew McCollough, Chair – IAC (UAA Secretary)

Mr. Steve Nouss, Nat. Alumni Representative (UAA Vice President)

Dr. Win Phillips, Sr. Univ. Admin.

Dr. Michael Sagas, Faculty Athletic Representative

Dr. Christine Schmidt, Faculty Representative

Ms. Lynda Tealer, Exec. Associate AD, Sr. Women's Admin.

Note: 2014-15 Committee Members for UAA Board and IAC Board will be voted on in September 2014

2013-14 UNIVERSITY OF FLORIDA ATHLETICS INTERCOLLEGIATE ATHLETIC COMMITTEE

Formed in 1991 by then University of Florida President, Dr. John Lombardi, the Intercollegiate Athletic Committee (IAC) has a broad agenda that includes the general oversight of the intercollegiate athletics program at the University of Florida. Responsibilities of the IAC include: 1) Recommending policy changes related to academic issues; 2) Monitoring admission progress of student-athletes; 3) Monitoring changes in NCAA rules and procedures and reviewing with the UAA compliance officer the institution's compliance program; 4) Reporting to the faculty on issues related to intercollegiate athletics; 5) Making additional recommendations to the President on any matter related to intercollegiate athletics. Members of the IAC include six faculty, two students, the faculty athletics representative, two administrators and three nonvoting ex-officio members from the UAA.

Dr. Keith Carodine, Senior Associate Athletics Director

Dr. Michael Delp, Professor and Chair

Mr. Jeremy Foley, Athletics Director

Dr. Joseph Glover, Provost & Senior Vice President

Brock Hankins, Student Representative

Dr. Jessica Harland-Jacobs, Associate Professor

Dr. Michael Katovich, Professor

Mr. Dave Kratzer, Vice President

Mr. Jamie McCloskey, Senior Associate Athletics Director

Dr. W. Andrew McCollough, Associate Provost for IT, E-Learning & Distance Education

Dr. Edward Minchin, Associate Professor

Dr. Mark Rush, Professor

Dr. Michael Sagas, NCAA Faculty Representative & Professor

Summer Stephens, Student-Athlete Representative

Ms. Lynda Tealer, Senior Associate Athletics Director

Dr. Allen Wysocki, Associate Dean & Professor



Michael Sagas, Ed.D.
NCAA Faculty Representative

JEREMY N. FOLEY

DIRECTOR OF ATHLETICS

Jeremy N. Foley, who has handled virtually every aspect of the University of Florida's \$103.3 million athletic program during his athletic administrative career - which began with an internship in the Gator Ticket Office in 1976 - was named UF's Director of Athletics in March of 1992. He is the second-longest tenured athletic director among Bowl Championship series Conference schools.

Foley, 61, brings a passionate, top-to-bottom team approach to the top athletic post at the University of Florida. Foley's philosophy involves the continued building of a comprehensive athletic program, with the goal of having the overall UF program ranked as the top athletic program in the nation.

As chief financial officer for the University Athletic Association (UAA), Foley has spearheaded a number of capital improvement projects in the athletic department. The project lists includes two major expansions of the football stadium, a multipurpose athletic fieldhouse, new facilities for tennis, track & field, soccer, baseball, golf, gymnastics, softball and swimming. Foley also played a role in the construction of the academic advising center on the University of Florida campus, which serves UF students and Gator student-athletes, in the early 1990's and assisted in funding the renovation of the Stephen C. O'Connell Center in 2011. A project that enhanced the football experience for Gator student-athletes, staff and visitors - was completed in July of 2008 and received platinum certification from the Leadership in Energy and Environmental Design (LEED) Green Building Rating System, the highest ranking available. It was the first building in Florida and the first athletic facility in the nation to achieve platinum status. A 1,500 seat-stadium lacrosse facility - offering fans a great view of this fast-paced sport - was completed prior to the inaugural season in the spring of 2010. A complete renovation of the O'Connell Center and upgrading the Academic Advising Center are current projects in the planning stages.

Foley's commitment to the overall athletic program includes a plan of increased opportunities for women, as three women's sports have been added under his tenure - soccer, softball and, most recently, lacrosse.

Also, in an era when the NCAA estimates 90 percent of Division I schools are losing money on intercollegiate athletics, the University of Florida Athletic Association has contributed more than \$75.9 million since 1990 to help fund University of Florida academic endeavors.

Florida has been equally successful on the field of play and in the classroom during Foley's administrative tenure. The Florida athletic program has ranked among the nation's top 10 for 31-straight years (1983-84 - 2013-14) and among the top five for 15 of the last 22 years, according to national all-sport rankings. Florida was among the nation's top four schools in each of the last six years, including taking runner-up in the last three. Florida has also won the men's Capital One Cup in 2011 and 2012, while the women's program claimed its first Capital One Cup in 2014.

UF became the first program in collegiate history to own both the men's basketball and football national titles in the same calendar year, after capturing crowns in 2006. The men's basketball team then became the first repeat champions in their sport in 15 years after cutting the nets down again in 2007.

Foley is the only athletic director in Division I history to supervise a program that has won multiple national titles in football (1996, 2006, 2008) and men's basketball (2006, 2007). Overall, 24 Gator teams have been crowned national champions under his watch. Florida has won a league-best 15 national championships since 2006, including multiple national championship in each of the last five years. UF has captured 119 SEC Championships under Foley and the lacrosse team has captured four straight American Lacrosse Conference Championships. Florida has swept the Halifax Media Group Southeastern Conference All-Sports Title 14 times under Foley, a feat no other school in the SEC has every accomplished.

UF's commitment in the classroom is equally impressive. Under Foley, UF student-athletes have been honored 100 times as Academic All-Americans. The University of Florida has more than 1,800 SEC Academic Honor Roll honorees in the last decade.

The Gator athletic coaching family, which Foley had a large part in assembling, has collected 100 conference Coach of-the-Year awards during the last 24 years. The Gators had an amazing 10 coaches earn the league coach of the year honors during the 2012-13 year. Equally impressive is that 10 UF student athletes won their respective conference player of the year in 2012-13.

Florida student-athletes have remained involved in the community and beyond. A total of 345 UF student athletes participated in 4,035 hours of community service in 2013-14, partnering with 25 schools, 12 civic organizations and 20 non-profit organizations. The "Goodwill Gators" program was recognized by the National Consortium of Academics and Sports and received the 1998 Outreach and Service Award and Florida was honored with a White House commendation for volunteerism in 1994.

Foley was named the Street & Smith's SportsBusiness Journal National Athletic Director of the Year in June of 2006 and the National Football Foundation and College Football Hall of Fame awarded him the 2007 John L. Toner Award. The Toner Award is designed to honor and acknowledge outstanding athletics directors who have demonstrated superior administrative abilities especially in the area of college football.

Foley also served on the NCAA Division I Management Council from 1997-2002.

Foley was named Honorary Alumnus of the University of Florida by the Florida Alumni Association Board of Directors in October of 2000.

Born in Washington, D.C., but calling New London, N.H., home, Foley received his undergraduate degree in 1974 from Hobart College in Geneva, N.Y., where he also coached and scouted for the tradition-rich lacrosse program following graduation. He went on to earn his master's degree in sports administration from Ohio University in 1976 and then joined the Gator athletic program as an intern in the ticket office. In 1995, the Ohio Graduate School presented Foley with the school's Distinguished Alumni Award. The Ohio University Alumni Association also awarded Foley with the Medal of Merit in September of 2008.

In 2008, the Hobart Alumni Association presented Foley with the Medal of Excellence, their highest honor, for outstanding achievements as Athletic Director at the University of Florida, which has brought honor and distinction to his alma mater.

The Holderness School, a small, private, college preparation school in Plymouth, New Hampshire, presented Foley, class of 1970, with their 2007 Distinguished Alumni Award.

Foley was named the U.S. Sports Academy Carl Maddox Sports Management Award winner in October of 2009. The Award is named in honor of the former athletic director of Louisiana State University and Mississippi State University, Corbet Award and United States Sports Academy Board of Trustees member, and is given annually to an individual for his or her contributions to the growth and development of sport enterprise through effective management practices.

An avid sports and Boston Red Sox fan, Foley ran the Boston Marathon in a 3:39.51 clip in April of 1995 and completed the course in 3:28.10 in 1998. A dog lover and proud owner of one Labrador retriever, he is involved with the Humane Society and local charities.



2014-15 GATOR BOOSTERS, INC. BOARD OF DIRECTORS

Rob Gidel <i>President</i> <i>Orlando</i>	Michael Connelly <i>Tampa</i>	George Garcia <i>Atlantic Beach</i>	Bonnie Lyons <i>Gainesville</i>	Jon Pritchett <i>Gainesville</i>	Ward Wagner <i>West Palm Beach</i>	LEGACY DIRECTORS Gary Condron <i>Ponte Vedra Beach</i>	DISTINGUISHED DIRECTORS Jack Berry, Jr. <i>Windermere</i>	Rob Gidel <i>Winter Park</i>
Ron Coleman <i>President-Elect</i> <i>Orange Park</i>	Andy Crawford <i>Jacksonville</i>	W. C. Gentry <i>Jacksonville</i>	Bernie Machen <i>Gainesville</i>	Fred Ridley <i>Tampa</i>	Bill Walton <i>Jacksonville</i>	Don Dizney <i>Windermere</i>	Guy Bostick <i>Auburndale</i>	Kelly Smith <i>Orlando</i>
Richard Ahrens <i>West Palm Beach</i>	Bruce Culpepper <i>Tampa</i>	Rogers Holmes <i>Orange Park</i>	Steve Melnyk <i>Jacksonville</i>	John Ropes <i>Fort Lauderdale</i>	Harry Wilder <i>Gulf Breeze</i>	John Frost <i>Bartow</i>	Mark Bostick <i>Auburndale</i>	Steve Vining <i>Jacksonville</i>
John Alvarez <i>Ocala</i>	Doug Davidson <i>St. Petersburg</i>	Hollis Hooks <i>Lakeland</i>	Vic Miranda <i>Boca Raton</i>	M. G. Sanchez <i>Duke</i>	In Memoriam Jimmy Anderson Warren Cason Duke Crittenden Fred Montsdeoca	Stumpy Harris <i>Orlando</i>	Deirdre Dizney Brand <i>Ocala</i>	David Hughes <i>Winter Park</i>
Dean Asher <i>Orlando</i>	Jody Davis <i>Gainesville</i>	Hjalma Johnson <i>Dade City</i>	Tom Mitchell <i>Gainesville</i>	Mike Sasso <i>Winter Park</i>	Bill Heavener <i>Winter Park</i>	Bill Heavener <i>Winter Park</i>	Wayne Carse <i>Orlando</i>	Len Johnson <i>Dade City</i>
John Bales <i>Tampa</i>	Steve deMontmollin <i>Gainesville</i>	Jim Kimbrough <i>Brooksville</i>	Eric Nickelsen <i>Pensacola</i>	Kathie Seabrook <i>Ponte Vedra Beach</i>	Bryan Kornblau <i>Glen Allen, VA</i>	Bryan Kornblau <i>Glen Allen, VA</i>	Joe Chapman <i>Panama City</i>	Kimberly Beach <i>Walden</i>
Judy Boles <i>Gainesville</i>	Tom Donahoo <i>Jacksonville</i>	Darryl Leclair <i>St. Petersburg</i>	Gene Peek <i>Jacksonville</i>	Bryant Skinner <i>Jacksonville</i>	Gale Lemerand <i>Ormond Beach</i>	Gale Lemerand <i>Ormond Beach</i>	Jerry Chicone, Jr. <i>Orlando</i>	Walden <i>Bainbridge, GA</i>
Chris Bryan <i>Fernandina Beach</i>	J. Rex Farrior, III <i>Tampa</i>	Leonard Levy <i>Tampa</i>	Skipper Peek <i>Tampa</i>	Bob Spencer <i>Bradenton</i>	In Memoriam Ben Hill Griffin, Jr.	In Memoriam Ben Hill Griffin, Jr.	Irene Dizney <i>Windermere</i>	Al Warrington <i>Freeport, TX</i>
Lee Chira <i>Orlando</i>	Merritt Fore <i>Ocala</i>	Pat Lloveras <i>Dunedin</i>	Nancy Perry <i>Gainesville</i>	Kyle Story <i>Lake Wales</i>			Ed Evans <i>Chicago, IL</i>	Wayne Wiles <i>Ft. Myers</i>
Doug Cone <i>Ocala</i>	Tom Freeman <i>DeBary</i>	Bill Lloyd <i>Daytona Beach</i>	Cheryl Pontious <i>Ormond Beach</i>	Baxter Troutman <i>Winter Haven</i>			Mary Lee Farrior <i>Tampa</i>	Greg Masters <i>Lakeland</i>
								Tommy Oakley <i>Winter Haven</i>
								Joyce Oliver <i>Palatka</i>
								Jamie Pressly <i>Palm Beach</i>
								Paul McDonald <i>Alfred McKethan</i>
								Frank Oliver <i>Alfred Ring</i>
								George Sanders <i>George Sanders</i>

FLORIDA'S ATHLETIC SUCCESS

UNIVERSITY ATHLETIC ASSOCIATION

Strategic Purpose

Provide a championship experience with integrity on and off the field for student-athletes and the Gator Nation.

Vision Statement

Be the model collegiate athletics program, combining excellence and integrity in academics, athletics, and fan engagement to elevate the UF brand.

UF ANNUAL FINISHES NATIONAL ALL-SPORTS COMPETITION

The University of Florida is the only school in the country to finish among the nation's top 10 overall most successful programs each year since 1983.

Academic Year	UF Finish
1983-84	5th
1984-85	4th
1985-86	8th
1986-87	4th
1987-88	5th
1988-89	9th
1989-90	5th
1990-91	5th
1991-92	5th
1992-93	4th
1993-94	4th
1994-95	5th
1995-96	3rd
1996-97	5th
1997-98	T-2nd
1998-99	4th
1999-00	7th
2000-01	7th
2001-02	3rd
2002-03	7th
2003-04	6th
2004-05	6th
2005-06	5th
2006-07	6th
2007-08	6th
2008-09	3rd
2009-10	2nd
2010-11	4th
2011-12	2nd
2012-13	2nd
2013-14	2nd

Note: Prior to 1993-94, USA Today ranked the nation's top athletic programs. Beginning with 1993-94, The National Association of College Directors of Athletics took over the all-sports rankings.

FLORIDA'S NATIONAL CHAMPIONSHIP TEAMS

Team	Year	Championship
Men's Golf	1968	NCAA Championship
Men's Golf	1973	NCAA Championship
Women's Swimming	1979	AIAW Championship
Gymnastics	1982	AIAW Championship
Women's Swimming	1982	NCAA Championship
Men's Swimming	1983	NCAA Championship
Men's Swimming	1984	NCAA Championship
Women's Golf	1985	NCAA Championship
Women's Golf	1986	NCAA Championship
Women's Track	1992	NCAA Indoor Championship
Women's Tennis	1992	NCAA Championship
Men's Golf	1993	NCAA Championship
Football	1996	Associated Press/Coaches'
Women's Tennis	1996	NCAA Championship
Soccer	1998	NCAA Championship
Women's Tennis	1998	NCAA Championship
Men's Golf	2001	NCAA Championship
Women's Tennis	2003	NCAA Championship
Men's Basketball	2006	NCAA Championship
Football	2006	BCS/Associated Press
Men's Basketball	2007	NCAA Championship
Football	2008	BCS/Associated Press
Women's Swimming & Diving	2010	NCAA Championship
Men's Indoor Track & Field	2010	NCAA Championship
Men's Indoor Track & Field	2011	NCAA Championship
Women's Tennis	2011	NCAA Championship
Men's Indoor Track & Field	2012	NCAA Championship
Women's Tennis	2012	NCAA Championship
Men's Outdoor Track & Field	2012	NCAA Championship
Gymnastics	2013	NCAA Championship
Gymnastics	2014	NCAA Championship
Softball	2014	NCAA Championship

- The University of Florida is the only school in the country to finish among the nation's top-10 overall most successful programs each year since 1983. In 2013-14, UF finished second in the nation, making four of past five years and five times overall that the Gators have finished second.
- 70 Gator student-athletes graduated during the 2013-14 school year and 35 (50%) of them were part of a national and/or conference championship during their Gator careers. In addition, 45 athletes earned SEC Honor Roll recognition.
- UF has won 32 National Championships in program history, including two in 2014 -- gymnastics repeated as national champions and softball won its first title in school history.
- The Gators added four SEC Championships in 2013-14, running their total to an SEC-best 216 conference titles.
- Since 1990, Florida has not finished outside of the top two in the SEC All-Sports Trophy standings. The Gators have won 22 of the 24 trophies since that time and have swept both the men's and women's trophies in 14 of those years.
- UF's lacrosse team also added the American Lacrosse Conference (ALC) regular season titles in 2014, taking the title for the third year in a row. The Gators have won the ALC title three times in five years of the programs existence.

UF ANNUAL FINISHES IN THE SOUTHEASTERN CONFERENCE ALL-SPORTS TROPHY

Year	Men	Women	Overall
1973-74	3rd	---	---
1974-75	3rd	---	---
1975-76	4th	---	---
1976-77	2nd	---	---
1977-78	2nd	---	---
1978-79	3rd	---	---
1979-80	7th	---	---
1980-81	4th	---	---
1981-82	4th	---	---
1982-83	4th	---	---
1983-84	3rd	2nd	2nd
1984-85	4th	1st	2nd
1985-86	6th	2nd	3rd
1986-87	3rd	2nd	3rd
1987-88	2nd	1st	T1st
1988-89	2nd	1st	1st
1989-90	6th	3rd	4th
1990-91	2nd	2nd	2nd
1991-92	1st	1st	1st
1992-93	1st	1st	1st
1993-94	1st	2nd	1st
1994-95	2nd	1st	1st
1995-96	1st	1st	1st
1996-97	3rd	1st	1st
1997-98	1st	1st	1st
1998-99	1st	2nd	1st
1999-00	1st	1st	1st
2000-01	3rd	1st	1st
2001-02	1st	1st	1st
2002-03	1st	1st	1st
2003-04	1st	2nd	1st
2004-05	1st	3rd	1st
2005-06	2nd	3rd	2nd
2006-07	1st	1st	1st
2007-08	2nd	1st	1st
2008-09	1st	1st	1st
2009-10	1st	1st	1st
2010-11	1st	1st	1st
2011-12	1st	1st	1st
2012-13	1st	1st	1st
2013-14	1st	1st	1st

Note: The New York Times Regional Newspaper Group took over coordination of the SEC All-Sports rankings in 1994-95. Prior to that, the league tabulated the SEC All-Sports totals.

NATIONAL CHAMPIONSHIPS IN DIFFERENT SPORTS

In school history, the Gators have won a national championship in 13 different sports, a figure that ranks fourth nationally among all Division I colleges and best in the Southeastern Conference.

School	Sports with National Championships
Stanford	19
UCLA	18
Southern Cal	17
FLORIDA	13
California	11
Michigan	11
Texas	11
Arizona State	10
Ohio State	9

THE GATOR NATION

THE UNIVERSITY OF FLORIDA IS IN GAINESVILLE ... THE GATOR NATION IS EVERYWHERE!

CARLOS ALVAREZ

(Football, 1969-71)

Alvarez finished his career as the all-time leading receiver at UF. He has spent over 25 years as an attorney after graduating from UF with High Honors in 1972. He got his law degree from Duke in 1975, graduating with Honors. Alvarez was a 3-time Academic All-American and earned an NCAA Post-Grad Scholarship Award in 1971. He was inducted into the Academic All-America Hall of Fame in 1989.

STEPHANIE ABRAMS

(BS Geography, 1999)

After graduating from UF, Abrams became a meteorologist. She began working for The Weather Channel in 2003, currently serving as co-host for Wake Up with Al and as a field reporter for the network.

ERIN ANDREWS

(BS Telecommunications, 2000)

Erin Andrews, who earned her telecommunications degree from UF in 2000, became a familiar face on ESPN broadcasts as a reporter after joining the network in 2004. Andrews, who now works for FOX, covers everything from college football and basketball to Major League Baseball and the National Football League. She was a member of the Dazzlers – a dance team of UF students that performs on the sidelines of Gator athletic events.



JENN BROWN

(Softball, 2000-03)

After playing softball at UF, Brown entered the broadcasting field. A two-time Emmy Award winning sports broadcaster, Brown currently works as a host for NFL Network, NBC, UFC and DirectTV. She previously spent eight years as a reporter and host for ESPN.



DR. J. ROBERT CADE

The legendary University of Florida scientist who led the research team that gave the world Gatorade. Cade and his research fellows began experimenting with Gatorade in 1965 with the Florida football team and it has grown into a multibillion-dollar sports drink industry that has brought in more than \$150 million in royalties to UF.



KEVIN CARTER

(Football, 1991-94)

An All-American in 1994, Carter was the sixth overall pick in the 1995 NFL Draft and played 14 years in the league. He joined ESPN in 2012 as a college football studio analyst, appearing on ESPN and the new SEC Network. He began his broadcasting career as an analyst on *SEC Gridiron Live* on Fox Sports.

CRIS COLLINSWORTH

(Football, 1977-80)

The All-Pro wide receiver with the Cincinnati Bengals, who was named the 1981 NFL Rookie of the Year, has emerged as a five-time Emmy Award-winning studio analyst for his broadcast work on FOX, NBC and HBO, where he was a co-host on the award-winning HBO show "Inside the NFL." He is currently NBC's game analyst on its weekly NFL Sunday Night Football broadcast.

JACK KATZ

(Football, 1962-64)

Jack Katz, a letterman from 1962-64 and starting lineman, was one of the stars of the great upset victory over Alabama in Tuscaloosa in 1963. He founded Panama Jack following his graduation from UF. Katz was inducted into the UF Athletics Hall of Fame in 2008.

HEATHER MITTS

(Soccer, 1996-99)

Mitts helped the 2004 and 2008 U.S. Olympic Teams win back-to-back gold medals and trained with the 2006 U.S. National Team. An injury kept her off the 2007 U.S. World Cup Team, but she worked for ESPN and its coverage of the event. She was also a member of the 2011 U.S. Women's World Cup team.

JESSE PALMER

(Football, 1997-2000)

Palmer joined ESPN in 2007 as a college football analyst after five seasons in the NFL. He has served as an analyst in the booth for big time games around the country and provides insight on *ESPN College Football Primetime*. He was recently named the lead analyst for the new SEC Network.



HOWIE ROSEMAN

(BA Political Science 1997)

Entering his fifth season as the general manager of the Philadelphia Eagles and his 15th overall season with the team. He became the youngest GM in the league after being promoted in 2010 from Vice President of Player Personnel.

EMMITT SMITH

(Football, 1987-89)

An NFL Hall-of-Famer, Smith was named the 1990 NFL Rookie of the Year before earning NFL MVP honors in 1993 and being named MVP of Super Bowl XXVIII (1994). He became the all-time rushing leader in NFL history during the 2002 season. Upon retirement from the NFL, Emmitt showed his footwork remained intact by winning the 2006 "Dancing with the Stars" title.

DARA TORRES

(Swimming, 1985-89)

The 1988 overall SEC Female Athlete of the Year, who was a 28-time All-American at UF, made U.S. history in 2000 when she became the first woman to swim for four U.S. Olympic Teams. Torres topped that in 2008 when she became the first female swimmer over 40 to compete in the Olympic Games. At 41, she won three silver medals and has a total of 12 Olympic Medals.

Chances are you've met many Gators in your life...

Chances are you remember them.

As Gators, a unique experience defines us. We lead and know how to follow. We speak and know when to listen. We run Fortune 500 companies and cure diseases. We influence every field of business and science with unique perspectives and inspired collaboration. We come together to form an unbreakable bond that produces some exceedingly memorable Gators.

DID YOU KNOW?

- In 1985, Florida became a member of the Association of American Universities, the prestigious higher-education organization comprising the top 62 public and private institutions in North America.
- UF ranked first among AAU public universities in the number of master's degrees awarded to Hispanic students, third in the number of master's degrees awarded to African-American students, and second in the number of bachelor's degrees awarded to both African-American and Hispanic students in 2011-12.
- UF contributes over \$8 billion annually to Florida's economy and is responsible for more than 106,000 jobs.
- UF is consistently ranked among the nation's top universities: No. 14 in U.S. News & World Report "Top Public Universities" (August 2013); No. 3 in Kiplinger's "Best Values in Public Colleges" (2013); No. 3 in the Fiske Guide to Colleges list of Best Buys Among Publics (2014); No. 15 on the Forbes list of best public universities (2013); and No. 1 on Washington Monthly magazine's list of national universities that offer the best bang for the buck (2013.)
- UF alumni include nine former Florida governors, two Nobel Prize laureates, eight NASA astronauts and eight former U.S. ambassadors.
- UF counts 42 faculty elections to the National Academy of Sciences, Engineering, the Institute of Medicine, or the American Academy of Arts and Sciences

COMMUNITY INVOLVEMENT

UF FOOTBALL PLAYERS PERFORM MORE THAN 400 HOURS OF COMMUNITY SERVICE ANNUALLY.

GOODWILL GATORS

Mission Statement

The mission of the University Athletic Association's Goodwill Gators Community Outreach Program is to foster citizenship between administration, coaches, student-athletes and the greater Gainesville community. Through volunteerism, Goodwill Gators:

- strengthens our commitment to greater Gainesville and the surrounding communities.
- encourages citizenship, civic virtues and how one should behave as part of a community.
- enhances the personal development of student-athletes.

HISTORY

With the accolades and benefits received by student-athletes come responsibilities. Student-athletes have a responsibility to serve the community that supports them as they grow physically, mentally and emotionally. The Goodwill Gators program understands and meets the need to be involved within the community by participating in weekly and annual service projects.

The Goodwill Gators program provides student-athletes with quality volunteer opportunities that allow them to give back to the community. In turn, the community may utilize the Goodwill Gator student-athletes as positive role models, eager volunteers and motivational speakers.

The Goodwill Gators program has been recognized nationally by the National Consortium of Academics and Sports (1998, 2000-11) for its outreach and service commitment to the community. Student-athletes have demonstrated a high commitment to the Goodwill Gators program making consistent appearances with several organizations.



COMMUNITY PROGRAMS

Gator Literacy

Designed to promote reading and literacy in Alachua County. Once a week, student-athletes read stories with children during their class time.

Gator Club

The Gator Club program is a partnership with the Shands Medical Plaza. On Wednesdays and some Fridays, members of the UF football team visit with the pediatric patients at the Medical Plaza.

Stephen Foster Intramurals

The children of Stephen Foster Elementary look forward to Tuesdays, when the Gators come to play intramural activities with them.

Gator Tracks

Gator Tracks is an "angel tree"-type program that takes place during the holiday season. Local elementary school teachers provide the Gators with children's first names and shoe sizes, after recognizing that they are in need of new sneakers.

Swamp Field Trip

A program that started in the spring of 2009, the "Swamp Field Trip" is available to local middle schools as a reward for their students who achieve good grades, are involved in community service, have had major improvements, etc. The students have the opportunity to speak with players and have a special tour of the football facility given by the players.

Kids Kicking Cancer

Kids Kicking Cancer, Inc. is a nationwide program to help kids get through their serious illness and chronic pain by the use of martial arts to combat pain, fear and stress. There is a group in Gainesville that works with Shands Arts in Medicine to meet and practice martial arts at Shands Hospital. They visited UF to help show some football players the ways they combat their pain, stress and fear in hopes of teaching the football players that they can use this to fight their own stress, pain and fear. After the children taught the team members martial arts, the football players took them on a tour of the locker room and played catch on the football field.

COMMUNITY PARTNERS

The following is a list of some of the community contributions from recent years:

Adopt-A-Family
 Alcohol Policy Reform
 ALS Association
 America Reads Tutorial Program
 American Cancer Society
 American Heart Association
 Baby Gator
 Children's Miracle Network
 City of Gainesville
 Dance Marathon
 Dean of Students Office
 Family Literacy Festival
 FCAT Pep Rally
 Forest Pines Community Center
 Gainesville Soccer Alliance
 Gator Club
 Girls Club
 GSOC
 Habitat for Humanity
 Harvest Food Drive
 Hospice Attic
 J.J. Finley Elementary
 Jump Rope for Heart
 LifeSouth Blood Centers
 Lincoln Middle School
 Littlewood Elementary
 M.K. Rawlings Elementary
 March of Dimes
 Million Minutes of Reading
 Norton Elementary
 P.K. Yonge Developmental School
 Ronald McDonald House
 SBAC Partners in Education
 Shand's Pediatric Hospital Visits
 Shands Medical Plaza
 Sidney Lanier Anchor School
 Special Olympics
 Sportsmanship Day
 St. Francis House
 Student-Athlete Field Day
 Talbot Elementary
 Terwilliger Elementary
 UF College of Education
 UF College of Nursing
 Wiles Elementary
 YMCA

TWO-SPORT ATHLETES/WALK-ONS

TWO-SPORT ATHLETES

Two-sport Gators who have been drafted by the National Football League or Major League Baseball since 1980:

Reidel Anthony (WR) *Football, Track*

A 1997 first-round NFL Draft pick by the Tampa Bay Buccaneers

Rodney Brewer (QB) *Football, Baseball*

A 1987 fifth-round selection by the St. Louis Cardinals as a first baseman

Andre Caldwell (WR) *Football, Track*

A 2008 third-round NFL Draft pick by the Cincinnati Bengals

Reche Caldwell (WR) *Football, Baseball*

A 2002 second-round NFL Draft pick by the San Diego Chargers

John Capel (WR) *Football, Track*

A 2001 seventh-round NFL Draft pick by the Chicago Bears

Tate Casey (TE) *Football, Baseball*

A 19th-round selection by the Minnesota Twins in the 2004 MLB Draft as a pitcher

Riley Cooper (WR) *Football, Baseball*

A 15th-round selection by the Philadelphia Phillies in the 2006 MLB Draft and a 25th-round draft pick in 2009 by the Texas Rangers as an outfielder; also a fifth-round 2010 NFL Draft pick by the Philadelphia Eagles

Gavin Dickey (QB/WR) *Football, Baseball*

A 12th-round selection by the Seattle Mariners in the 2006 MLB Draft

Jacquez Green (WR) *Football, Track*

A second-round selection in the 1998 NFL Draft by the Tampa Bay Bucs

Ike Hilliard (WR) *Football, Track*

A 1997 first-round NFL Draft pick by the New York Giants

Cornelius Ingram (TE) *Football, Basketball*

A fifth-round 2009 NFL Draft pick by the Philadelphia Eagles

Willie Jackson (WR) *Football, Basketball*

A 1994 third-round NFL Draft pick by the Dallas Cowboys; played with the Jacksonville Jaguars in 1995-97 and Cincinnati in 1998

Taylor Jacobs (WR) *Football, Track*

A 2003 second-round NFL Draft pick by the Washington Redskins

Doug Johnson (QB) *Football, Baseball*

A second-round selection in 1996 by the Tampa Bay Devil Rays as an infielder; became the starting quarterback for the Atlanta Falcons in 2000

Erron Kinney (TE) *Football, Basketball*

A third-round 2000 NFL Draft pick by the Tennessee Titans

Marquand Manuel (DB) *Football, Track*

A 2002 seventh-round NFL Draft pick by the Cincinnati Bengals

Jamie McAndrew (Punter) *Football, Baseball*

A 1989 first-round pick by the Los Angeles Dodgers as a pitcher

Louis Murphy (WR) *Football, Track*

A fourth-round 2009 NFL Draft pick by the Oakland Raiders

Louis Oliver (DB) *Football, Track*

A 1989 first-round NFL Draft pick by the Miami Dolphins; played with Miami and the Cincinnati Bengals

Herbert Perry (LB) *Football, Baseball*

A 1991 third-round pick in the MLB Draft by the Cleveland Indians as a third baseman

Stacey Simmons (WR) *Football, Track*

A 1990 NFL fourth-round draft pick by the Indianapolis Colts

Aaron Walker (TE) *Football, Baseball*

A 2003 fifth-round NFL Draft pick by the San Francisco 49ers

Recent Florida Football Squad Members Who Have Participated in a Second Sport:

DB	Bennie Alexander	Football, Track
WR	Raphael Andrades	Football, Baseball
WR	Reidel Anthony	Football, Track
WR	Andre Caldwell	Football, Track
WR	Reche Caldwell	Football, Baseball
WR	John Capel	Football, Track
RB	Bo Carroll	Football, Track
TE	Tate Casey	Football, Baseball
WR	Riley Cooper	Football, Baseball
RB	Jeff Demps	Football, Track
QB	Gavin Dickey	Football, Baseball
DB	Vannez Gooch	Football, Track
WR	Jacquez Green	Football, Track
DT	Buck Gurley	Football, Track
WR	Frankie Hammond, Jr.	Football, Track
WR	Brian Haugabrook	Football, Track
WR	Ike Hilliard	Football, Track
TE	Cornelius Ingram	Football, Basketball
WR	Willie Jackson	Football, Basketball
WR	Taylor Jacobs	Football, Track
RB	Brandon James	Football, Track
QB	Doug Johnson	Football, Baseball
RB	Hunter Joyer	Football, Track
TE	Erron Kinney	Football, Basketball
DB	Marquand Manuel	Football, Track
WR	Louis Murphy	Football, Track
DE	Major Parker	Football, Basketball
CB	Wondy Pierre-Louis	Football, Track
RB	Chris Rainey	Football, Track
DT	Arpedge Rolle	Football, Track
WR	Deonte Thompson	Football, Track
TE	Aaron Walker	Football, Baseball
RB	Chevon Walker	Football, Track
DB	Dee Webb	Football, Track
WR	Paul Wilson	Football, Baseball

On March 13, 2010, junior running back Jeff Demps became the first student-athlete at the University of Florida to be a part of a national championship team in two different sports. Demps won the BCS National Championship in 2008 with the football team and the NCAA Championship in 2010 as a member of the indoor men's track team. He was also a part of the men's indoor track team that claimed the 2011 and 2012 NCAA titles.

WALK-ONS

For years, the University of Florida football program has encouraged and fostered a walk-on program that gives many young men each year the opportunity to live their dream of playing major college football. Many former walk-ons have eventually earned scholarships (48 alone since 1990), earned starting positions, gained All-SEC and All-America honors and even eventually played professional football. Their eventual success has become a cherished part of the Gator football tradition and heritage.

- Fourteen former Gator walk-ons have gone on to play professional football: LS James Smith, DB Hagood Clarke, DB Allen Trammell, DB Bruce Vaughan, LB James Harrell, WR Lee McGriff, PK John James, PK David Posey, QB Kerwin Bell, DB Louis Oliver, WR Chris Doering, TE Tremayne Allen, PK Jeff Chandler and FB Billy Latsko.
- Former walk-on Louis Oliver was selected in the first round of the 1989 NFL Draft by Miami. He also earned first-team All-America honors in 1987 and 1988 and was one of three finalists for the Jim Thorpe Defensive Back of the Year Award in 1988.
- Former walk-on John James went on to earn All-Pro honors as a punter in the NFL with the Atlanta Falcons.
- Former walk-on Kerwin Bell earned SEC Player of the Year honors in 1984 and completed his career in 1987 as the greatest statistical passer in SEC history. Bell became a prominent Heisman Trophy candidate in 1987.
- When Bobby Raymond completed his career in 1984, the former walk-on's name appeared in the NCAA place-kicking records in five separate categories.
- Former walk-on wide receiver Gary Rolle was named Academic All-America and winner of the National Football Foundation Scholar-Athlete Award in 1984.
- Twenty-six members of the 1991 Southeastern Conference championship team, the first official SEC title in school history, were walk-ons.
- One hundred and forty-three (143) Gator walk-ons have earned Academic All-SEC honors.
- Former walk-on Judd Davis was named the 1993 Lou Groza National Place-Kicker of the Year. He was also named a first-team All-American that season and completed his UF career in 1994 with 225 points, then the top total in school history.
- Former walk-on Chris Doering completed his Gator career in 1995 with 31 career touchdown catches, the top total in SEC and UF history. Doering was named second-team All-America, as well as first-team All-SEC, in 1995 after grabbing 17 touchdown receptions, the best seasonal mark in SEC and UF history.
- Jeff Chandler joined the Gator program as a walk-on in 1998 and by the time he departed after the 2001 season, he had become UF's all-time leading scorer (368 points) and field-goal maker (67). He was a two-time semifinalist for the Groza Award, a two-time first-team All-SEC choice and a second-team All-American in 2001.
- The 1985 Gator team that finished 9-1-1 and fifth in the final national rankings had 18 prominent players that originally joined the program as walk-ons.
- Seven former Gator walk-ons – WR Lee McGriff, WR Chris Doering, DE Preston Kendrick, PK David Posey, QB Kerwin Bell, DB Louis Oliver and PK Jeff Chandler – have gone on to earn first-team All-SEC honors.
- The 2006 BCS National Championship squad featured 36 walk-ons, including five student-athletes that earned scholarships.

COMPLIANCE INFORMATION

NCAA RULES EDUCATION PROSPECTIVE STUDENT-ATHLETES

PROSPECTIVE STUDENT-ATHLETE

You are a "prospective student-athlete" when you start ninth-grade classes. Before the ninth grade, you become a prospective student-athlete if a college gives you (or your relatives or friends) any financial aid or other benefits that the college does not provide to prospective students generally.

You become a "recruited prospective student-athlete" at a particular college if any coach or representative of the college's athletics interest (booster or representative) approaches you (or any member of your family) about enrolling and participating in athletics at that college. Activities by coaches or boosters that cause you to become a recruited prospective student-athlete are:

- providing you with an official visit;
- visiting you or any other member of your family anywhere other than the college campus;
- placing more than one telephone call to you or any other member of your family; or
- signing a National Letter of Intent or a University of Florida written offer of athletically related financial aid.

ACADEMICS AND AMATEURISM

It is extremely important for you to give maximum academic effort as you conclude your high school attendance while maintaining your amateur status before entering college. To practice or play during your freshman year, you must meet the provisions of NCAA Bylaw 14.3, which include: (a) graduating from high school, (b) achieving a minimum cumulative grade point average in 16 core courses and achieving a corresponding minimum combined score on the SAT, or a minimum sum total score on the ACT as determined by the NCAA Eligibility Center. You must also meet the provisions of Bylaw 12.3, which include verification that you have retained your amateur status prior to entering college. The NCAA Eligibility Center must certify the initial-eligibility and amateur status of all incoming freshman student-athletes. Therefore, you must register with the Eligibility Center as soon as possible. For online web access contact: www.eligibilitycenter.org.

INDUCEMENTS

All institutional staff members and boosters are prohibited from offering or providing any financial aid or other benefits to you or your relatives or friends other than those expressly permitted by NCAA regulations. Specifically prohibited inducements include:

- providing cash or loans in any amount, or
- signing or co-signing for a loan
- providing gifts of any kind, including clothing or equipment
- providing special discounts for goods or services
- providing free or reduced housing/rent

Should you have any questions regarding NCAA rules and regulations, please feel free to contact the University of Florida Athletic Association Compliance Office at:
(352) 375-4683, x6022



2014 GATOR IMG SPORTS NETWORK

List as of May 31, 2014. All game coverage on the network begins three hours prior to kick-off. All games and shows can also be heard online at www.GatorZone.com (Subject to change)

Market	Station	Frequency	Market	Station	Frequency
Bartow	WWBF-AM	1130	Miami	WIOD-AM	610
Blountstown	WPHK-FM	102.7	New Smyrna Beach	WSBB-AM	1230
Brooksville	WWJB-AM	1450	Okeechobee	WOKC-AM	1570
Cocoa	WMEL-AM	1300	Okeechobee	WOKC-FM (Translator)	100.9
Clearwater/Dade City	WDCE-AM	1350	Orlando	WFLF-AM	540
Clewiston	WAFB-AM	590	Palatka	WYD-AM	1260
Ft. Myers/Naples/Marco Island	WFVN-AM	1240	Panama City	WPCF-AM	1290
Ft. Myers/Naples/Marco Island	WNOG-AM	1270	Port Saint Joe	WTKP-FM	93.5
Ft. Pierce/PSL/Stuart	WSTU-AM	1450	Ft Walton Bch	WTKE-FM	100.3
Gainesville	WRUF-FM (Translator)	103.7	Pensacola	WCOA-FM	100.7
Gainesville	WRUF-AM	850	Sarasota	WLSS-AM	930
Griffin, GA	WKEU-FM	88.9	Sebring	WWTK-AM	730
Griffin, GA	WKEU-AM	1450	Tallahassee	WVFT-FM	93.3
Homosassa	WYKE-FM	104.3	St. Augustine	WAOA-AM	1420
Jacksonville	WFXJ-AM	930	Tampa	WDAE-AM	620
Key West	WKWF-AM	1600	West Palm Beach	WJNO-AM	1290
Lake City	WNFB-FM	94.3	West Palm Beach	WZZR-FM	94.3
Lake City	WDSR-AM	1340			
Lakeland	WONN-AM	1230			
Melbourne/Sebastian	WSJZ-FM	95.9			
Miami	WINZ-AM	940			

2014 SEC SCHEDULE GRID

Date Team	Aug. 30	Sept. 6	Sept. 13	Sept. 20	Sept. 27	Oct. 4	Oct. 11	Oct. 18	Oct. 25	Nov. 1	Nov. 8	Nov. 15	Nov. 22	Nov. 29
ALABAMA	WEST VIRGINIA Athens, Ga.	FLORIDA ATLANTIC Tusculoosa	SOUTHERN MISS Tusculoosa	FLORIDA Tusculoosa	OLE MISS Oxford	ARKANSAS Fayetteville	TEXAS A&M Tusculoosa	TENNESSEE Knoxville	MISSISSIPPI State Starkville	LSU Baton Rouge	MISSISSIPPI State Tusculoosa	WESTERN CAROLINA Tusculoosa	AUBURN Tusculoosa	
ARKANSAS	AUBURN Auburn	NICHOLLS STATE Fayetteville	TEXAS TECH Lubbock	N. ILLINOIS Fayetteville	TEXAS A&M Arlington, Texas	ALABAMA Fayetteville	GEORGIA Little Rock	UAB Fayetteville	MISSISSIPPI State Starkville	MISSISSIPPI State Starkville	TEXAS A&M Auburn	LSU Fayetteville	OLE MISS Fayetteville	MISSOURI Columbia (Nov. 29)
AUBURN	ARKANSAS Auburn	SAN JOSE STATE Auburn	MISSISSIPPI State Lubbock	KANSAS STATE Manhattan (Sept. 18)	LOUISIANA TECH Auburn	LSU Auburn	MISSISSIPPI State Starkville	SOUTH CAROLINA Auburn	OLE MISS Oxford	MISSISSIPPI State Starkville	TEXAS A&M Auburn	GEORGIA Athens	SANFORD Auburn	ALABAMA Tusculoosa
FLORIDA	IDAHO Gainesville	EASTERN MICHIGAN Gainesville	KENTUCKY Gainesville	ALABAMA Tusculoosa	TENNESSEE Athens	TENNESSEE Knoxville	LSU Gainesville	MISSOURI Gainesville	MISSISSIPPI State Auburn	GEORGIA Jacksonville	VANDERBILT Nashville	SOUTH CAROLINA Gainesville	EASTERN KENTUCKY Gainesville	FLORIDA State Tallahassee
GEORGIA	CLEMSON Athens		SOUTH CAROLINA Columbia	TROY Athens	TENNESSEE Athens	VANDERBILT Athens	MISSOURI Columbia	ARKANSAS Little Rock	MISSISSIPPI State Lexington	FLORIDA Jacksonville	KENTUCKY Lexington	AUBURN Athens	CHARLESTON SOUTHERN Athens	GEORGIA TECH Athens
KENTUCKY	UT MARTIN Lexington	OHIO Lexington	FLORIDA Gainesville	MISSISSIPPI State Lexington	VANDERBILT Lexington	SOUTH CAROLINA Lexington	LA MONROE Lexington	LSU Baton Rouge	MISSISSIPPI State Lexington	MISSOURI Columbia	MISSOURI Columbia	MISSISSIPPI State Knoxville	CHARLESTON SOUTHERN Athens	LOUISVILLE Louisville
LSU	WISCONSIN Houston, Texas	SAM HOUSTON Baton Rouge	LA MONROE Baton Rouge	MISSISSIPPI State Baton Rouge	NEW MEXICO State Baton Rouge	AUBURN Auburn	FLORIDA Gainesville	KENTUCKY Baton Rouge	OLE MISS Baton Rouge	MISSISSIPPI State Lexington	MISSOURI Columbia	MISSISSIPPI State Fayetteville	ARKANSAS Fayetteville	TEXAS A&M College Station (Nov. 27)
OLE MISS	BOISE STATE Athens, Ga. (Aug. 28)	VANDERBILT Nashville	UL-LAFAYETTE Oxford	MEMPHIS Oxford	ALABAMA Oxford	TEXAS A&M College Station	TENNESSEE Oxford	LSU Baton Rouge	AUBURN Oxford	MISSISSIPPI State Lexington	MISSOURI Columbia	MISSISSIPPI State Knoxville	ARKANSAS Fayetteville	MISSISSIPPI State Oxford
MISSISSIPPI STATE	SOUTHERN MISS Starkville	UAB Starkville	SOUTH ALABAMA Mobile	LSU Baton Rouge	TEXAS A&M Starkville	AUBURN Starkville	KENTUCKY Lexington	ARKANSAS Starkville	UT MARTIN Starkville	MISSISSIPPI State Starkville	UT MARTIN Starkville	ALABAMA Tusculoosa	VANDERBILT Starkville	OLE MISS Oxford
MISSOURI	SOUTH DAKOTA Columbia	TOLEDO Toledo	UCF Columbia	INDIANA Columbia	SOUTH CAROLINA Columbia, S.C.	GEORGIA Columbia	FLORIDA Gainesville	VANDERBILT Columbia	KENTUCKY Columbia	ARKANSAS Starkville	UT MARTIN Starkville	ALABAMA Tusculoosa	VANDERBILT Starkville	OLE MISS Oxford
SOUTH CAROLINA	TEXAS A&M Columbia (Aug. 28)	EAST CAROLINA Columbia	GEORGIA Columbia	VANDERBILT Nashville	MISSOURI Columbia, S.C.	KENTUCKY Lexington	UT CHATTANOOGA Knoxville	FURMAN Columbia	AUBURN Auburn	TENNESSEE Columbia	MISSISSIPPI State Starkville	FLORIDA Gainesville	SOUTH ALABAMA Columbia	CLEMSON Clemson
TENNESSEE	UTAH STATE Knoxville (Aug. 31)	ARKANSAS STATE Knoxville	OKLAHOMA Norman	MISSISSIPPI State Knoxville	GEORGIA Athens	FLORIDA Knoxville	MISSISSIPPI State Knoxville	UT CHATTANOOGA Knoxville	ALABAMA Knoxville	SOUTH CAROLINA Columbia	MISSISSIPPI State Starkville	KENTUCKY Knoxville	MISSOURI Knoxville	VANDERBILT Nashville
TEXAS A&M	S. CAROLINA Columbia (Aug. 29)	LAMAR College Station	RICE College Station	SIMU Dallas	ARKANSAS Arlington, Texas	MISSISSIPPI State Starkville	OLE MISS College Station	ALABAMA Tusculoosa	MISSOURI Columbia	LA MONROE College Station	AUBURN Auburn	MISSOURI College Station	MISSOURI College Station	LSU College Station (Nov. 27)
VANDERBILT	TEMPLE Nashville (Aug. 29)	OLE MISS Nashville	UMASS Nashville	SOUTH CAROLINA Nashville	KENTUCKY Lexington	GEORGIA Athens	CHARLESTON SOUTHERN Nashville	MISSOURI Columbia	MISSOURI Columbia	OLD DOMINION Nashville	FLORIDA Nashville	MISSOURI College Station	MISSISSIPPI State Starkville	TENNESSEE Nashville

2014 SEC Championship Game • Saturday, December 6 • Atlanta, Ga.

2014 SEC WEEKLY SCHEDULE

*Southeastern Conference Games

WEEK 1

August 28

Ole Miss vs. Boise State (Atlanta)
Texas A&M at South Carolina*
Temple at Vanderbilt

August 30

Idaho at **FLORIDA**
Alabama vs. West Virginia (Atlanta)
Arkansas at Auburn*
Clemson at Georgia
UT-Martin at Kentucky
LSU vs. Wisconsin (Houston)
Southern Miss at Mississippi State
South Dakota State at Missouri

August 31

Utah State at Tennessee

WEEK 2

Bye – Georgia

September 6

Eastern Michigan at **FLORIDA**
Florida Atlantic at Alabama
Nicholls State at Arkansas
San Jose State at Auburn
Ohio at Kentucky
Sam Houston at LSU
Ole Miss at Vanderbilt*
UAB at Mississippi State
Missouri at Toledo
East Carolina at South Carolina
Arkansas State at Tennessee
Lamar at Texas A&M

WEEK 3

Bye – Auburn

September 13

Kentucky at **FLORIDA***
Southern Miss at Alabama
Arkansas at Texas Tech
Louisiana Monroe at LSU
Louisiana at Ole Miss
Mississippi State at South Alabama
UCF at Missouri
South Carolina at Georgia*
Tennessee at Oklahoma
Rice at Texas A&M
Massachusetts at Vanderbilt

WEEK 4

Bye – Kentucky, Ole Miss, Tennessee

September 18

Auburn at Kansas State

September 20

FLORIDA at Alabama*
Northern Illinois at Arkansas
Troy at Georgia
Mississippi State at LSU*
Indiana at Missouri
South Carolina at Vanderbilt*
Texas A&M at SMU

WEEK 5

Bye – Alabama, FLORIDA, Mississippi State

September 27

Arkansas vs. Texas A&M* (Arlington, Texas)
Louisiana Tech at Auburn
Tennessee at Georgia*
Vanderbilt at Kentucky*
New Mexico State at LSU
Memphis at Ole Miss
Missouri at South Carolina*

WEEK 6

Bye – Arkansas, Missouri

October 4

FLORIDA at Tennessee*
Alabama at Ole Miss*
LSU at Auburn*
Vanderbilt at Georgia*
South Carolina at Kentucky*
Texas A&M at Mississippi State*

WEEK 7

Bye – South Carolina

October 11

LSU at **FLORIDA***
Alabama at Arkansas*
Auburn at Mississippi State*
Georgia at Missouri*
Louisiana Monroe at Kentucky
Ole Miss at Texas A&M*
UT-Chattanooga at Tennessee
Charleston Southern at Vanderbilt

WEEK 8

Bye – Auburn, Mississippi State, Vanderbilt

October 18

Missouri at **FLORIDA***
Texas A&M at Alabama*
Georgia at Arkansas* (Little Rock)
Kentucky at LSU*
Tennessee at Ole Miss*
Furman at South Carolina

WEEK 9

Bye – FLORIDA, Georgia, Texas A&M

October 25

Alabama at Tennessee*
UAB at Arkansas
South Carolina at Auburn*
Mississippi State at Kentucky*
Ole Miss at LSU*
Vanderbilt at Missouri*

WEEK 10

Bye – Alabama, LSU

November 1

FLORIDA vs. Georgia*
Arkansas at Mississippi State*
Auburn at Ole Miss*
Kentucky at Missouri*
Tennessee at South Carolina*
Louisiana Monroe at Texas A&M
Old Dominion at Vanderbilt

WEEK 11

Bye – Arkansas, Missouri, South Carolina, Tennessee

November 8

FLORIDA at Vanderbilt*
Alabama at LSU*
Texas A&M at Auburn*
Georgia at Kentucky*
Presbyterian at Ole Miss
UT-Martin at Mississippi State

WEEK 12

Bye – Ole Miss, Vanderbilt

November 15

South Carolina at **FLORIDA***
Mississippi State at Alabama*
LSU at Arkansas*
Auburn at Georgia*
Kentucky at Tennessee*
Missouri at Texas A&M*

WEEK 13

Bye – Kentucky, LSU, Texas A&M

November 22

Eastern Kentucky at **FLORIDA**
Western Carolina at Alabama
Ole Miss at Arkansas*
Samford at Auburn
Charleston Southern at Georgia
Vanderbilt at Mississippi State*
Missouri at Tennessee*
South Alabama at South Carolina

WEEK 14

November 27

LSU at Texas A&M*

November 29

FLORIDA at Florida State
Auburn at Alabama*
Arkansas at Missouri*
Georgia Tech at Georgia
Kentucky at Louisville
Mississippi State at Ole Miss*
South Carolina at Clemson
Tennessee at Vanderbilt*

CHAMPIONSHIP WEEK

December 6

2014 SEC Championship (Atlanta)

INDEX

1000-yard Rushers	147	Dawson, Duke	46	Jackson, J.C.	47	Opponent Information	193	Shutouts	123
100-yard Receivers, Same Game	153	Debose, Andre	24	Jackson, Jack	83	Opponent Team Game Highs (2013)	52	Signing Class (2014)	46
100-yard Receiving Games	152	Defensive Records	158	Jacobs Blocking Trophy	93	Opponent Team GBG Stats (2013)	57	Situational Records	124
100-yard Rushers, Same Game	147	Defensive Statistics (2013)	51	James W. Kynes Award	94	Orr, Leon	38	Smith, Emmitt	74, 82
100-yard Rushing Games	148	Defensive Stats (Year-by-Year)	140	James, Brandon	85	Ortega, Ralph	80	Smith, Larry	80
300-yard Passing Games	150	Dennis, Guy	20	John Mackey Award	93	Outland Trophy	92	Snell, Shannon	85
Academic All-America	91	Diamond, Bair	85	Johnson, Alonzo	82	Overtime Games	126	Sousa, Ryan	48
Academic All-America Hall of Fame	91	Dillard, Cameron	25	Johnson, Roderick, Jr.	32	Parrish, Ryan	38	South Carolina Series History	120
Academic All-American of the Year	91	Dillman, Jeff	17	Jones, Matt	32	Participation (2013)	58	Spikes, Brandon	85
Against a Ranked Opponent	127	Dorsey, Travaris	46	Joyer, Hunter	33	Passing Leaders (Yearly)	141	Spurrier, Steve	74, 79
Ajagbe, Gideon	18	Driskel, Jeff	25-26	Kearse, Jevon	83	Passing Records	149	Stanley, Sterling	42
Alabama Series History	118	Dunbar, Quinton	26	Kelleher, Nolan	47	Peacock, Ben	38	Starters, Defense (2013)	51
All-American Football Foundation Coach of the Year	92	Dupree, Larry	79	Kentucky Series History	119	Pearson, Mike	84	Starters, Offense (2013)	50
All-Americans	76	Durkin, D.J.	8	Kicking Records	155	Peterson, Mike	84	Stephens, Garrett	42
All-Purpose Leaders (Yearly)	142	Early Enrollees	170	Kickoff Return Leaders (Yearly)	143	Pittman, Latroy	39	Stephens, Moral	48
All-SEC	87	East-West Shrine Game	89	Krysalka, Danny	33	Players Declaring Early for NFL Draft	99	Stipe, Steven	42
All-Star Games	89	Elam, Matt	86	Kynes, Bill	91	Poole, Brian	39	Sturgis, Caleb	86
All-Time Coaching Records	116	ESPY	93	Lane, Adam	34	Porter, Deiondre	47	Sugar Bowl (1997)	66
All-Time Comebacks	168	Fergie Ferguson Award	94	LaPradd, Charlie	79	Pouncey, Maurkice	86	Sullivan Award	92
All-Time vs. Opponents	117	Ferguson, Forrest "Fergie"	79, 94	Last Time a Gator Was Drafted	103	Powell, Brandon	47	Summers, Mike	15
Alphabetical Roster (2014)	2-3	Ferris, Drew	27	Lawless, Burton	80	Powell, D.L.	40	Super Bowl	97
Alvarez, Carlos	80, 91	First-Round Draft Picks	98	Leak, Chris	11	Powell, Jeremi	40	Support Staff	17
Andrades, Raphael	18	First-Team All-Americans	79	Letterwinners	176-183	Pro Bowl	97	Tabor, Jalen	48
Anthony, Reidel	83	Florida All-Star Gridiron Classic	89	Lewis, C'Yontai	47	Pronunciation Guide	3	Tackle Leaders (Yearly)	144
Anzalone, Alex	19	Florida Field Records	121	Lewis, Derek	12	Provanha, Christian	40	Tannen, Steve	80
AP Poll Appearances	127	Florida Field Timeline	122	Little, David	81	Punt Return Leaders (Yearly)	143	Taylor, Fred	84
Arkansas Series History	118	Florida Game Superlatives	161	Lombardi Award	92	Punting Leaders (Yearly)	144	Taylor, Kelvin	42
Armstrong, Trace	82	Florida State Series History	118	Lott Trophy	93	Punting Records	157	Taylor, Michael	42
As a Ranked Team	127	Florida Team GBG Stats (2013)	56	Lou Groza Award	93	Quick Facts	1	Team Game Highs (2013)	53
Assistant Coaches, All-Time	171	Florida's Athletic Success	186	LSU Series History	119	Rain Games	124	Team Records	166
Attendance Records	122	Floyd, Sharrif	86	Machen, Dr. J. Bernard	184	Rankings	127	Team Statistics (2013)	49
Auburn Series History	118	Foley, Jeremy N.	185	Manning Award	92	Ratliff, Keiwan	84	Tebow, Tim	85
Bailey, Alvin	19	Fowler, Dante, Jr.	27-28	Margin of Victory 40+	123	Ray Graves Award	94	Tennessee Series History	120
Ball, Neiron	19	Francois, Kerolin	28	Marshall, Wilber	74, 81	Ray Guy Award	93	Texas A&M Series History	120
Barrow, John	79	Freshman Starters	170	Masline, Darius	34	Raycom College All-Star Classic	89	Texas vs. The Nation	89
Battle of Florida	89	Fuchs, Matthew	28	Matthews, Lynn	79	Reaves, John	80	The Swamp Quick Facts	121
BCS Appearances	128	Fulwood, Ahmad	28	Maxwell Award	92	Receiving Leaders (Yearly)	141	Thompson, Chris	44
BCS National Championship (2007)	67	Fumble Return Touchdowns	159	Maye, Marcus	34	Receiving Records	151	Thorpe Award	93
BCS National Championship (2009)	68	Gaffney, Jabar	84	McCalister, Alex	34	Record Holders	160	Thurman, Trip	44
Ben Hill Griffin Stadium	122	Gagner, Larry	79	McGee, Jake	35	Record on Network TV	110	Total Offense Leaders (Yearly)	142
Bennett, Bruce	92	Galloway, David	81	McGriff, Ryan	35	Record vs. Defending National Champions	124	Total Offense Records	153
Biletnikoff Award	79	Game Recaps (2013)	59-64	McMillian, Daniel	35	Reed, Justus	47	Townsend, Johnny	44
Bostwick, Jay-nard	20	Game-Winning Field Goals	155	McNeely, Michael	36	Results (2013)	49	Two-Sport Athletes	189
Bowl Game MVPs	127	Garcia, Max	28	Media Information (Florida)	191	Results (2013)	49	UAA Board of Directors	184
Bowl History	128-138	Gator Boosters, Inc. Board of Directors	185	Media Information (SEC)	192	Return Records	156	UF Intercollegiate Athletics Committee	184
Bowl Records	145	Gator IMG Sports Network	190	Miami Series History	119	Return Touchdowns	157	UF Media Information	191
Bowl Streaks	128	Gator Nation	187	Mike, Andrew	47	Rhett, Errict	82	UF Stat Champions	165
Brantley, Caleb	57	Gators in the NFL (2012)	97	Mississippi State Series History	119	Rhodes Scholar	91	Uniform Selection	125
Bronko Nagurski Trophy	92	Georgia Series History	118	Missouri Series History	120	Richardson, Huey	92	Unitas Golden Arm Award	92
Brown, Alex	84	Gilmore, Michael	91	Mobley, A.J.	36	Riles, Antonio	90	Van Sickle, Dale	79
Brown, Lomas	81	Goolsby, DeAndre	46	Moore, Tyler	36	Rimington Trophy	92	Vanderbilt Series History	120
Brown, Mack	20	Gorman, Jabari	29	Mormhinweg, Skyler	36	Ring of Honor	74	Velez, Frankie	45
Brown, Trenton	21	Green, Chaz	29	Morrison, Antonio	37	Robinson, Demarcus	40	Walk-Ons	189
Bryan, Taven	46	Green, Jacques	84	Muschamp, Will	4-7	Robinson, Travaris	13	Washington, Nick	45
Bullard, Jonathan	21	Green, Sammy	80	Muschamp, Will	4-7	Rolin, Matt	41	Weary, Fred	84
Burton, Clay	21	Grier, Will	46	National Championship Teams	66	Rolle, Gary	91	Westbrook, Tevin	45
Butkus Award	92	Grossman, Rex	84	National Defensive Player of the Year	92	Roper, Kurt	16	White, Brian	16
Bye Week Records	124	Guy, Jacob	29	National Freshman Player of the Year	92	Roster	2-3	White, Will	82
Career Yardage Leaders	154	Haden, Joe	85	National Honors	91	Rushing Leaders (Yearly)	146	Wilkes, Chris	45
Carr, Bill	80	Hardin, Austin	30	National Offensive Player of the Year	92	Rushing Records	141	William V. Campbell Trophy	91
Carter, Kevin	82	Hargreaves, Vernon, III	30	National Player of the Year	92	Sammy Baugh Trophy	92	Williams, Jarvis	81
Casey, Charley	79	Harkless, Kavaris	46	National Quarterback of the Year	92	Sarvary, Drew	48	Willis, Gerald	48
Casino Del Sol College All-Star Game	89	Harris, Marcell	30	National Record Holders	160	Schroeder, Evan	41	Wilson, Dakota	45
CFA Scholar-Athlete	91	Harris, Treon	47	NCAA Post-Graduate Scholarship	91	Scoring Records	156	Wilson, Quincy	48
Chandler, Wes	81	Harrison, Case	31	NCAA Today Top Eight	91	Season Bests	167	Wooden Cup	93
Charlton, Clifford	81	Harvin, Percy	85	Neal, Keanu	37	SEC Academic Honor Roll	90	Worton, C.J.	48
Christy, Kyle	22	Heckman, Vel	79	Nelson, Reggie	85	SEC All-Freshman Team	90	Wuerffel Trophy	93
Chuck Bednarik Award	93	Heisman Trophy	75, 92	Network TV Record	110	SEC Championship Game (1993)	70	Wuerffel, Danny	74, 83, 91
Clark, Khairi	46	Henry, Chas	86	NFF Hall of Fame	93	SEC Championship Game (1994)	70	Year-by-Year Defensive Stats	140
Coaching Records, All-Time	116	Hernandez, Aaron	86	NFF Scholar-Athlete Award	91	SEC Championship Game (1995)	71	Year-by-Year Offensive Stats	139
Coaching Staff (2014)	3	Herndon, Mark	31	NFL Draft by Decade	99	SEC Championship Game (1996)	71	Year-by-Year Records	115-116
Coaching Staffs, All-Time	172-175	Hilliard, Ike	83	NFL Draft by Team	99	SEC Championship Game (2000)	72	Year-by-Year Results	107-114
College Football Hall of Fame	93	Holley, Thomas	47	NFL Draft History, By Team	104-106	SEC Championship Game (2006)	72	Yearly Leaders	141
College Gameday	120	Hula Bowl	89	NFL Draft Results, All-Time	100-103	SEC Championship Game (2008)	73	Youngblood, Jack	74, 80
Collinsworth, Cris	81	Humphries, D.J.	31	NFL Draft, Players Declaring Early	99	SEC Championships	69	Zimmerman, Jeff	81
Come From Behind Games	168-169	Hutzler, Coleman	9	NFL Gators	95-96	SEC Coach of the Year	93		
Comebacks	168	IMG Sports Network	190	NFL Gators (2012)	97	SEC Defensive Player of the Year	93		
Communications Staff	1, 192	Index	196	Non-Offensive Scores (Yearly)	159	SEC Freshman of the Year	93		
Community Involvement	188	Individual Game Highs (2013)	52	North-South Shrine Game	89	SEC Media Information	192		
Compliance Information	190	Individual GBG Passing (2013)	53	Notes - 2013 Season	65	SEC Offensive Player of the Year	93		
Consec. Games Without Being Shutout	126	Individual GBG Receiving (2013)	54	Numerical Roster (2014)	2-3	SEC Player of the Year	93		
Cox, Bryan, Jr.	23	Individual GBG Returns (2013)	54	Odom, Jason	83	SEC Players of the Week	89		
Crofoot, Kyle	23	Individual GBG Rushing (2013)	53	Offensive Stats (Year-by-Year)	139	SEC Record Holders	160		
Culpepper, Brad	82, 91	Individual GBG Sacks (2013)	55	Ole Miss Series History	119	SEC Schedule	194-195		
Cummings, Darious	23	Individual GBG Tackles (2013)	55	Oliver, Louis	82	SEC Special Teams Player of the Year	93		
Davey O'Brien Quarterback Award	92	Individual GBG TFL (2013)	54	Opening Day Superlatives	162	Senior Bowl	89		
Davis, Jarrad	24	Individual GBG Statistics (2012)	49-50	Opponent Game Superlatives	163	Sharpe, David	48		
Davis, Judd	82	Interception Return Touchdowns	159	Opponent History	117	Sheppard, Lito	84		
Davis, Nick	24	Ivie, Joey, IV	32	Opponent Individual Game Highs (2013)	52	Sherif, Jordan	41		
		Jack Tatum Award	93			Showers, Valdez	41		